

WAKE FOREST FOOTBALL

NOV. 5, 2016 | 3:00 P.M. | BB&T FIELD | WINSTON-SALEM, N.C. | #GODEACS

GAME DETAILS

	WAKE FOREST DEMON DEACONS Record: 5-3 ACC: 2-2	Head Coach: Dave Clawson Alma Mater: Williams, '89 Season: 3rd Record at Wake Forest: 11-21 (.344) Head Coaching Record: 17th Season - 101-101 (.500)	Event Info Location Winston-Salem, N.C. Venue BB&T Field Capacity 31,500 Surface FieldTurf TV Regional Sports Networks
		VIRGINIA CAVALIERS Record: 2-6 ACC: 1-3	



THE NUMBERS

Wake Forest	Virginia
Record	5-3
ACC	2-2
Non-Conference	3-1
Home	3-1
Away	2-2
Neutral	0-0
National Rank	NR
Points Scored	20.6
Points Allowed	18.2
Rushing Yards	156.2
Passing Yards	178.0
TDs Rush/Pass	13/4
Total Offense	334.2
Total Defense	379.0

#UVA vs WAKE AT A GLANCE

THE MATCH-UP

- Wake Forest, 5-3 overall, 2-2 in the ACC, will return to ACC play on Saturday, November 5, when the Deacons host Virginia at BB&T Field.
- Kickoff is set for 3:00 p.m. and will be broadcast by RSN, which includes Fox Sports South and Fox Sports Carolinas. Wes Durham and James Bates have the call with Niki Noto on the sideline.
- Saturday's game can also be heard on the Wake Forest Sports Network. Stan Cotten and Tommy Elrod have the call with Dave Goren reporting from the sideline.

WAKE FOREST STORYLINES

- The Deacons' final four regular season games will all be against ACC foes and three of the four games will be at BB&T Field.
- Wake Forest is coming off a 21-13 loss at home to Army West Point on October 29.
- The Deacons enter November with five wins under their belt for the first time since 2011, marking the fifth time in 24 years that Wake Forest has five wins before Halloween.

SERIES HISTORY

Overall: Virginia leads, 34-14
All Games at WF: 5-17
Games at BB&T Field: 3-14
Dave Clawson vs. Virginia: 0-0
Bronco Mendenhall vs. WF: 0-0
Last WF Win: 16-10 (10/20/12) at UVA
Last UVA Win: 17-16 (11/3/07) at UVA
Last WF win at UVA: 16-10 (10/20/12)
Last UVA win at WF: 38-34 (9/28/02)
Current Streak: Wake Forest, 2
Longest WF Streak: 3 (1959-1961)
Longest UVA Streak: 17 (1984-2000)
Largest WF win: 45 in 1975
Largest UVA win: 42 in 1889

THE OPPOSITION & SERIES HISTORY

- Virginia is coached by Bronco Mendenhall, who is in his first season with the program after spending the past 11 seasons at BYU.
- The Cavaliers head into play Saturday with a 2-6 record and a 1-3 mark in ACC play. Last time out, Virginia fell to Louisville in the final minute of the game, 32-25.
- Virginia holds a 34-14 all-time lead in the series with Wake Forest, which dates back to 1889.
- Wake Forest has won the last two games in the series, including a 28-17 win in 2008, the last time the Cavaliers played at BB&T Field.
- The 1990 game at BB&T Field between Wake Forest and Virginia marked the first time the No. 1 ranked team in the nation visited the Deacons.

LOOKING AHEAD

- Wake Forest will play its final road game of the year on Nov. 12 when the Deacons travel to No. 5 Louisville.
- Kickoff between the Demon Deacons and Cardinals is set for 7 p.m. and will be televised nationally on ESPN2.

PREVIOUS MEETINGS

Year	W/L	Site	Score
2012	W	A	16-10
2008	W	H	28-17
2007	L	A	16-17
2003	L	A	21-24
2002	L	H	34-38
2001	W	A	34-30
2000	L	H	10-27
1999	L	A	7-35
1998	L	H	17-38
1997	L	A	13-21

GAMEDAY COVERAGE

Television

RSN

Play-by-Play: Wes Durham
Color: James Bates
Sideline: Niki Noto

Radio

Wake Forest Sports Network
Play-by-Play: Stan Cotten
Color: Tommy Elrod
Sideline: Dave Goren
Studio Host: Phil Brame
WakeForestSports.com
Live audio stream of broadcast
Sirius: 145 | XM: 203

Live Stats

WakeForestSports.com

Twitter

Live updates, stats and more
@WakeFB

Facebook

Photos and news
Wake Forest Football

Instagram

Photos and videos
@WakeFB

YouTube

Postgame highlights and interviews



WAKE FOREST SCHEDULE & RESULTS

SEPTEMBER

1	TULANE (ACCN Extra)	W, 7-3
10	at Duke* (ESPN2)	W, 24-14
17	DELAWARE (ACCN Extra)	W, 38-21
24	at Indiana (BTN)	W, 33-28

OCTOBER

1	at NC State* (RSN)	L, 16-33
8	SYRACUSE * (RSN)	W, 28-9
15	at #14/16 Florida State* (ESPN2)	L, 6-17
29	ARMY WEST POINT (RSN)	L, 13-21

NOVEMBER

5	VIRGINIA * (RSN)	3:00
12	at Louisville* (ESPN2)	7:00
19	CLEMSON *	TBA
26	BOSTON COLLEGE *	TBA

Home games in **BOLD CAPS**

* - ACC game

All times listed are ET

VIRGINIA SCHEDULE & RESULTS

SEPTEMBER

3	RICHMOND	L, 20-37
10	at Oregon	L, 26-44
17	at UConn	L, 10-13
24	CENTRAL MICHIGAN	W, 49-35

OCTOBER

1	at Duke*	W, 34-20
15	PITTSBURGH *	L, 31-45
22	NORTH CAROLINA *	L, 14-35
29	LOUISVILLE *	L, 25-32

NOVEMBER

5	at Wake Forest*	3:00
12	MIAMI *	2:00
19	at Georgia Tech*	TBA
26	at Virginia Tech*	TBA

Home games in **BOLD CAPS**

* - ACC game

All times listed are ET

WHAT'S INSIDE

Media Policies & Game Week Info	2
Deacon Notes	3-5
Quick Facts & Radio Info	3
Pronunciation Guide	4
Wake's Record When	5
Series History	6
ACC Statistics	7
Head Coach Dave Clawson	8
Depth Chart	9
Numerical Roster	10-11
Season Stats	12-16
Box Scores	17-20
Individual Player Pages	21-30
The Last Time	31
Opponent Schedules	32

2016 WAKE FOREST FOOTBALL GAME NOTES

INTERVIEWS & POLICIES

Weekly Press Conference

Wake Forest's weekly press conference begins each Tuesday at 11 a.m. in the Miller Center on campus. Selected players are available first to the electronic media in the Team Meeting Room on the first floor. The players will then meet the print media in the Rovere Room immediately following. Lunch will then be served and Dave Clawson will meet with the media at 11:45 a.m. in the team meeting room followed by lunch with the print media in the Rovere Room. Any specific player requests must be made before noon on Monday. Quotes and video of the press conference will be posted on WakeForestSports.com.

ACC Weekly Teleconference

Dave Clawson participates in the ACC's weekly teleconference every Wednesday at 12:00 p.m. For the media access number, contact the ACC Media Relations Office or the Wake Forest Athletic Communications Office. The teleconference is archived online at theACC.com.

Covering Practice

Wake Forest typically conducts its practices on campus at the Doc Martin Practice Complex adjacent to the Pruitt Football Center. Please contact the Athletic Communications Office when you'd like to attend. Coach Clawson is available in person most days of the week and players are available Tuesday and Wednesday after practice.

The Dave Clawson Show

Coach Clawson's weekly radio show with the Voice of the Deacons, Stan Cotten, airs on the Wake Forest IMG Sports Network and online at WakeForestSports.com. The show will be held live on location at Bib's Downtown through Oct. 10 and then held at the IMG College studios in downtown Winston-Salem.

Coach Clawson Interviews

Aside from the previously mentioned Tuesday press conference, Wednesday teleconference and radio show, Dave Clawson is available for phone interviews on Thursday afternoons between 4-5 p.m. and by appointment only. Please schedule those with the Athletic Communications Office.

Player Interviews

Players are available at Tuesday's weekly press conference and after practice Tuesday and Wednesday. Phone interviews will be scheduled on an individual basis, contingent on class schedules. Please schedule those with the Athletic Communications Office.

NOTING THE ARMY WEST POINT GAME

- Wake Forest dropped a 21-13 decision at home to Army West Point on Oct. 29.
- WR Alex Bachman recorded a career-high six receptions vs. the Black Knights.
- LB Jaboree Williams set a career best with seven tackles.
- Jessie Bates III recorded his team-leading fourth interception of the year and had a 25-yard return.
- For the second consecutive game, John Armstrong returned a kickoff for a touchdown only to have it called back due to a penalty.

SLOW STARTS

- Wake Forest's opponent has scored first in seven of eight games this season. The only time the Deacons scored first was against Delaware on Sept. 17.
- Duke and NC State scored first on rushing touchdowns while Indiana and Army West Point scored first on passing touchdowns. Florida State and Tulane scored first on field goals and Syracuse scored first on a safety.

DEMON DEACON DEFENSE

- Wake Forest has been led in tackles in each game this season by either Marquel Lee or Jessie Bates III.
- Lee has led the Deacons in tackles in five games while Bates III has been the leading tackler three times.
- Lee topped the Deacon defense vs. Duke (10), Delaware (5), Syracuse (15), Florida State (9), and Army West Point (12).
- Bates led the Deacons with eight stops against Tulane, eight against Indiana and a career-high 15 vs. NC State.

DOUBLE TROUBLE ON DEFENSE

- DE Duke Ejirofor and LB Marquel Lee are the top duo in the nation in terms of tackles for loss.
- Ejirofor ranks ninth in the nation with 12.5 tackles for loss while Lee is tied for 11th in country with 12.0.
- No other team has two players ranked in the top 40 nationally in tackles for loss.

ATHLETIC COMMUNICATIONS

Mailing/Shipping Address.....519 Deacon Blvd
.....Winston-Salem, NC 27105
Phone.....(336) 758-5640
Fax.....(336) 758-5140
Website.....WakeForestSports.com
Associate AD/Ath. Comm. (FB Contact).....Steve Shutt
Email.....shuttsj@wfu.edu
Office.....(336) 758-5640
Cell.....(336) 970-7512
Assistant Director (Secondary FB Contact).....Dan Wallace
Email.....wallacdj@wfu.edu
Office.....(336) 758-1880
Cell.....(630) 450-2077
Ath. Comm. Coordinator (Credentials).....Kinsey Pate
Email.....patemk@wfu.edu
Director.....Steve Kirkland
Assistant Director.....Jay Garneau
Assistant Director.....Andrew Wilson
Ath. Comm Asst.....Erin Meyer
Pressbox Phone.....(336) 896-9159

BATES THE BALLHAWK

- Jessie Bates collected his fourth interception of the year against Army West Point.
- Bates is tied for third in the nation with 119 interception return yards and is the ACC leader.
- His four interceptions are the most by a Deacon in a season since Josh Bush had six in 2011.
- The redshirt freshman ranks second on the team with 59 tackles.
- He has tied the school record for most interceptions in a season by a redshirt freshman with Tom Stuetzer in 1993.

JANVION CAREER TACKLES

- Now in his senior season, safety Ryan Janvion has recorded 322 career tackles, becoming the 15th player in program history to tally 300 tackles in a career.
- Janvion is tied for 11th in school history in career tackles with Marc Hester (1977-79).
- Janvion needs four tackles to reach 10th place in career tackles, which is currently held by Brandon Chubb (2012-15) with 326.
- The native of Miami, Fla., had 95 tackles as a freshman, 115 as a sophomore, 72 as a junior and 40 as a senior.
- Wake Forest's school record for career tackles is 460 by LB Ed Stetz (1969-71).

VIRGINIA GAME WEEK SCHEDULE

1 TUESDAY	2 WEDNESDAY	3 THURSDAY	4 FRIDAY	5 SATURDAY	6 SUNDAY	7 MONDAY
Practice - 8:15-10:15 a.m.	Practice - 8:15-10:15 a.m.	Practice 8:20-9:50 a.m.	Walkthrough	Game vs. Virginia <ul style="list-style-type: none">• 3:00 p.m.• BB&T Field• RSN	Practice - 4:00-5:00 p.m.	OFF
Press Luncheon <ul style="list-style-type: none">• 11:00 a.m.• Miller Center• Clawson & select players	Dave Clawson Radio Show <ul style="list-style-type: none">• 7:00-8:00	Dave Clawson radio availability <ul style="list-style-type: none">• 4:00-5:00 p.m.				

2016 WAKE FOREST FOOTBALL GAME NOTES

POUND THE ROCK

- Wake Forest has rushed for 1,250 yards through the first eight games of the 2016 season, an average of 156.2 yards per game.
- In 2015, the Deacons compiled 1,262 yards rushing during the 12-game regular season, an average of 105.2 yards per game.
- Wake Forest is just 12 yards shy of matching last year's season rushing total.
- Wake Forest's improvement of 51.1 yards rushing per game is the 24th-most improved rushing attack in the nation in 2016.
- Only five schools in FBS have exceeded last year's rushing total.
- The Demon Deacons' 156.3 rushing yards per game this year is an increase of 48.6 percent over last year's 105.2 yards per game.
- In terms of percent increase, the Deacons are the nation's 10th-most improved rushing offense in 2016. Tulane leads the nation with a 114 percent increase in rushing yards per game while UCF is second with a 110.5 percent increase per game. Louisville leads the ACC with a 56.7 percent increase while Wake Forest is second at 48.6%.
- Freshman RB Cade Carney has two 100-yard rushing games this season, picking up 108 yards at Duke and 104 vs. Syracuse.
- Carney is tied for third for most 100-yard rushing games by a true freshman in school history. James McDougald (1976) and Michael Ramseur (1982) each had four 100-yard games as rookies.

HEAD-TO-HEAD COMPARISON

Wake Forest			Virginia	
Stat	NCAA	Category	NCAA	Stat
20.6	119th	Scoring Offense	86th	26.1
156.3	87th	Rushing Offense	122nd	109.9
178.0	109th	Passing Offense	34th	264.5
334.3	120th	Total Offense	97th	374.4
18.3	14th	Scoring Defense	102nd	32.6
134.1	34th	Rushing Defense	67th	168.0
244.9	84th	Pass Defense	120th	294.5
379.0	45th	Total Defense	112th	462.5
0.63	24th	Turnover Margin	58th	0.0
147	108th	First Downs	82nd	164
158	44th	Opp. First Downs	97th	185
39.1	69th	3rd Down Conversions	105th	35.0
37.7	54th	Opp. 3rd Down Conversions	101st	44.5
2.75	28th	Sacks By	42nd	2.50
2.25	73rd	Sacks Against	98th	2.63
37.13	10th	Penalty Yards	91st	61.75
37.85	59th	Net Punting	13th	41.41
3.45	111th	Punt Return Avg.	47th	9.56
15.53	127th	Kickoff Returns	38th	22.93
21.94	84th	Kickoff Coverage Net	123rd	26.54
30:22	51st	Time of Possession	91st	28:07
88.0	42nd	Red Zone Offense	35th	89.3
65.4	2nd	Red Zone Defense	120th	93.5

SERIGNE AMONG NATION'S TOP TIGHT ENDS

- Junior tight end Cam Serigne was named to the Mackey Award preseason watch list. The Mackey Award is presented yearly to the top tight end in the country.
- Serigne has the second-most receptions among tight ends over the last two years.
- Over the past three seasons, Serigne has caught 117 passes (54 in '14, 46 in '15, 17 in '16).
- Over the last three years, Florida International's Jonnu Smith leads all tight ends with 136 receptions. Smith leads all active FBS tight ends with 175 career receptions.
- Serigne is second nationally among tight ends with 117 career catches.
- The junior has a catch in 31 consecutive games (every game he has played).
- Among active players, Serigne ranks tied for 18th with a reception in 31 straight games. Robert Davis (Georgia State) holds the active streak lead with receptions in 45 consecutive games. Serigne's streak is the second-longest active streak in the ACC, trailing Taquan Mizzell of Virginia (40).

MAGGIO EXCELLING

- Wake Forest freshman punter Dom Maggio ranks 25th in the nation in punting with a 43.9-yard average.
- Maggio is the top-ranked freshman punter in the country, while Sam Loy of Vanderbilt is the No. 2 rookie punter at 43.2 yards.
- Ryan Plackemeier holds the school punting average record for a true freshman at 43.2 yards in 2002.
- Maggio has 12 punts of 50 yards or more this season, putting him tied for 10th in the nation.
- Maggio ranks fourth in the ACC in punting average this week.

DEACON TOWER RENAMED

- Wake Forest's Deacon Tower, the seven-story heart of BB&T Field, has been renamed McCreary Tower in recognition of Bob McCreary.
- McCreary has donated nearly \$35 million to Wake Forest athletics over his lifetime.
- His significant contributions have included lead gifts for the three most recent major athletics projects, including McCreary Field House (completed in 2016), Bob McCreary Video Board Honoring the Class of 1961 (completed in 2011) and now McCreary Tower (completed in 2008).
- He has also supported student-athlete scholarships and plans for the forthcoming Sports Performance Center.

QUICK FACTS

Location	Winston-Salem, NC 27109
Founded	1834
Enrollment	4,867 undergraduate
Colors	Old Gold & Black
Stadium	BB&T Field (31,500)
Surface	FieldTurf
Conference	Atlantic Coast
President	Dr. Nathan O. Hatch
Athletic Director	Ron Wellman
Ticket Office Phone	(888) 758-DEAC

PROGRAM HISTORY

First Year of Football	1888
Season of Football	115th
Bowl Appearances	10 (6-4)
Last Bowl Game	2011 Music City
All-Time Record	440-645-33 (.408)
All-Time ACC Record	133-306-5 (.305)

TEAM INFORMATION

2015 Overall Record	3-9
ACC Record/Finish	1-7 (6th Atl.)
Letterwinners Returning	46 (21 offense, 23 defense, 2 specialists)
Letterwinners Lost	15 (7 offense, 7 defense, 1 specialist)
Starters Returning/Lost	19/6
Offense	9/2
Defense	8/3
Special Teams	2/1

WAKE FOREST IMG SPORTS NETWORK

Play-By-Play Announcer	Stan Cotten
Color Analyst	Tom Elrod
Sidelines	Dave Goren
Engineer	Tim Sparks
Spotter	Josh Nixon
Studio Host	Phil Brame
President	Ben Sutton, Jr.
General Manager	Jeff Salisbury
Partner Services Coord.	Melissa Sexton

WAKE FOREST FOOTBALL RADIO NETWORK AFFILIATES

*Galax, VA; Triad	WBRF-FM	98.1
Charlotte	WCRU-AM	960
Charlotte	WCRU-FM	105.7
Durham	WDRU-FM	105.5
Greensboro	WKEW-AM	1400
Greensboro	WKEW-FM	96.3
New Bern	WWNB-AM	1490
New Bern	WWNB-FM	103.9
Raleigh	WDKU-AM	1030
Raleigh	WDKU-FM	105.7
Statesville	WSIC-AM	1400
Statesville	WSIC-FM	100.7
Winston-Salem	WPOL-AM	1340
Winston-Salem	WPOL-FM	103.5

* - flagship station

2016 WAKE FOREST FOOTBALL GAME NOTES

PRONUNCIATION GUIDE

Reid Althoff	ALT-hoff
Charles Argenzio	arr-JEN-zee-o
Dionte Austin	dee-ON-tay
Alex Bachman	BOCK-man
Carlos Basham	BASH-em
Essang Bassey	EE-sang BASS-ee
Elontae Bateman	ee-LON-tay
Wendell Dunn	when-DELL
Duke Ejirofor	EDGE-eh-for
Jack Freudenthal	FROOD-en-thal
Malik Grate	GREAT
Justin Herron	her-RON
Tabari Hines	tuh-BAR-ee
Ryan Janvion	JAN-vee-uhn
Ali Lamot	ah-LEE LUH-mot
Sulaiman Kamara	SUE-lay-mon khu-MAR-a
Leo Kone	COE-nay
Marquel Lee	mar-KELL
Cade Luedde	LOU-dee
Nick Luedeke	LOO-duh-key
Dom Maggio	MADGE-ee-oh
Kalin McNeil	KAY-lin
Je'Vionte' Nash	JAY-vee-on-tay
Trey Ndlovu	en-LOW-vu
Josh Okonye	oh-CONE-yay
Patrick Osterhage	OH-stir-haig
Vince Paolucci	pow-LOU-chee
Christopher Pappayliou	POP-a lee-you
Christopher Pearcey	PEER-see
Traveon Redd	TRAY-vee-on
Cam Serigne	SAIR-in-ay
Rashawn Shaw	ruh-SHAWN
James Sriraman	shree-RAH-man
Justin Strnad	stir-NOD
Talení Suhren	tuh-LENNY SUR-ren
A'Lique Terry	uh-LEAK
Jaboree Williams	juh-BAR-ee
Jacquez Williams	juh-KEZ
John Wolford	WOHL-ferd
Dezmond Wortham	WUR-them
Willie Yarbary	YAR-bare-ee

DEACONS IN THE NFL

Player	Team	Exp.
K.J. Brent	Oakland	1st
Michael Campanaro	Baltimore	3rd
Brandon Chubb	Detroit	1st
Tylor Harris	Seattle	1st
Kevin Johnson	Houston	2nd
Joe Looney	Dallas	5th
Kyle Wilber	Dallas	5th

DEACS IN THE PROS

- Kevin Johnson ('14) collected 25 tackles on the year, including 22 solo tackles, but was placed on IR after suffering a broken foot during week 6.
- Joe Looney ('12) is in his fourth season in the NFL and his first with the Dallas Cowboys. Looney has appeared in all seven of the Cowboys' games this year and is listed as the No. 2 center on the team's depth chart.
- Kyle Wilber ('11) is in his fifth year as a member of the Dallas Cowboys. He is the No. 2 strongside linebacker as well as a staple of the Cowboys' special teams units.

JANVION STANDS OUT

- Senior safety Ryan Janvion has been nominated for a number of awards based on his football ability, academic excellence and community service.
- After being a nominee for the National Football Foundation Campbell Trophy, Janvion has recently been named a semifinalist for the award. The recipient receives up to \$25,000 in postgraduate scholarship grants and recognizes the best football scholar-athlete in the nation. He is one of 156 semifinalists to be named, and the 12-14 finalists will be named on Nov. 1.
- The senior has also been nominated for the Wuerffel Trophy. Known as "College Football's Premier Award for Community Service," the Wuerffel Trophy is presented annually to the FBS player that best combines exemplary community service with athletic and academic achievement.
- Janvion has also been nominated for the Senior CLASS Award. An acronym for Celebrating Loyalty and Achievement for Staying in School, the Senior CLASS Award focuses on the total student-athlete and encourages students to use their platform in athletics to make a positive impact as leaders in their communities.
- The safety is also in the running for the Pop Warner College Football Award. The award recognizes a Pop Warner alumnus who has made a difference on the field, in the classroom and in his community, and serves as a role model to Pop Warner's young student athletes.
- He has been named to the ACC All-Academic Team three times and has been a member of the ACC Academic Honor Roll since 2013.
- He has been heavily involved in community service, including serving as a member of Wake Forest's Student-Athlete Advisory Committee.
- His other charitable projects have included Project HOPE, Santa's Helper and serving as a team leader with Athletes in Action.

DEACS IN THE CLASSROOM

- A trio of Wake Forest players have been nominated for Academic All-America honors in S Ryan Janvion, DB Josh Okonye and QB John Wolford.
- All three players exceed the minimum requirement of a 3.3 grade point average or higher.
- Janvion has been named to the Academic All-District

team each of the last two years while Wolford and Okonye are first time nominees.

- OL Louis Frazier was Wake Forest's most recent Academic All-American honoree in 2007.

CLAWSON YEAR 3

- Dave Clawson has won a conference championship and posted a 10-win season at each of his three previous coaching stops.
- Clawson took Fordham to a 10-3 record and a league championship in 2002, his fourth year as head coach.
- Clawson won two league titles at Richmond, including one in Year 4 when the Spiders were 11-3.
- In Year 5 at Bowling Green, Clawson led the Falcons to the Mid-American Conference championship and a 10-3 record.
- Clawson has averaged 6.0 wins in Year 3 at each of his previous three head coaching stops.
- In his three previous stops at Fordham, Richmond and Bowling Green, Clawson's teams averaged 3.25 wins in his first year, 4.25 wins in his second year, and 6.0 wins in his third year.

OVER 7 MILLION SERVED

- Wake Forest is playing its 49th season in BB&T Field in 2016.
- In those 49 years, the Deacons have drawn a total of 6,932,832 fans to the stadium.
- With three home games remaining, the Deacons need 67,168 fans to reach 7 million.

PERMANENT CAPTAINS

- Wake Forest elected five permanent captains for the 2016 season following spring practice and were voted on by the players.
- The defensive captains include senior LB Marquel Lee, senior S Ryan Janvion and junior DE Wendell Dunn.
- The offensive captains include junior TE Cam Serigne and senior OG Tyler Hayworth.

BB&T MILESTONES

- Wake Forest's 7-3 victory over Tulane on Sept. 1 marked the 120th victory inside BB&T Field since it opened in 1968.

THREE-TIME CAPTAINS

- Ryan Janvion is one of only seven FBS players nationally to be serving as a team captain for the third consecutive year. The others include:
 - Dakota Cox, LB, New Mexico
 - Sefo Liufau, QB, Colorado
 - Mitch Leidner, QB, Minnesota
 - Taysom Hill, QB, BYU
 - Pat O'Connor, DL, Eastern Michigan
 - Justin Thomas, QB, Georgia Tech

2016 WAKE FOREST FOOTBALL GAME NOTES

STRENGTH & CONDITIONING IMPROVEMENTS

- The Demon Deacons have seen a tremendous improvement in the strength and conditioning department over the last year.
- In 2015, the Deacons had 13 players who ran a 40-yard dash in 4.7 seconds or faster.
- In 2016, that number is 40 players.
- In 2015, just 24 players had a combined lifting total of 1,100 pounds (bench, dead lift, power clean)
- In 2016, there are 60 players who combine for 1,100 pounds.

STAFF ADDITION

- Clark Lea joined the staff in February of 2016 as an assistant coach in charge of the linebackers.
- Lea spent the past three seasons at Syracuse as a linebackers coach.
- The 2012 defense was ranked seventh nationally in passing defense, ninth in scoring defense, and sixth in third-down defense.
- The Selma, Alabama, native has also spent time at UCLA and South Dakota State.

EXPERIENCED OFFENSIVE LINE

- In 2015, Wake Forest entered the season with just 58 career starts on the offensive line.
- In 2016, Wake Forest started the season with 78 career starts: Harris (25), Hayworth (21), Justin Herron (12), Phil Haynes (9), Terry (7), Ryan Anderson (4).
- The trio of Hayworth, Haynes and Anderson have started every games for the Deacs this season.
- Herron has started all but one game this year after missing the Delaware game due to injury.
- After missing two games due to injury, Josh Harris returned to the starting lineup against Army West

Point.

- Jake Benzing earned his first-career start when he replaced Herron for the Delaware game while A'Lique Terry started for Harris at center during Harris' two-game absence.

FOUR-H CLUB

- Wake Forest has started as four offensive linemen whose last name starts with H.
- C Josh Harris, OG Ty Hayworth, OT Justin Herron and OG Phil Haynes are all returning starters.
- Other offensive H's that see playing time include QB Kendall Hinton and WR Tabari Hines.
- CB Amari Henderson is the only "H" on defense.

CH-CH-CH-CHANGES

- Tabari Hines has switched his jersey number from 6 to 1 this season. It marks the first time a Deacon has worn No. 1 since Chris McCoy (1998-2000).
- Other number changes include WR Chuck Wade from 89 to 9; DT Willie Yarbary from 92 to 48; LB Jaboree Williams from 39 to 6; PK Mike Weaver from 18 to 7; WR Alex Bachman from 87 to 17; DE Rashawn Shaw from 90 to 49; Steven Claude from 14 to 81.

WAKE FOREST IN OVERTIME

Date	Opponent	Site	OT	W/L
10/2/98	Appalachian State	H	1	L, 27-30
8/29/02	Northern Illinois	A	1	L, 41-42
9/4/04	Clemson	A	2	L, 30-37
10/2/04	NC State	A	1	L, 21-27
9/22/07	Maryland	H	1	W, 31-24
11/1/08	Duke	H	1	W, 33-30
9/26/09	Boston College	A	1	L, 24-27
11/7/09	Georgia Tech (10/11)	A	1	L, 27-30
9/1/11	Syracuse	A	1	L, 29-36
11/22/14	Virginia Tech	H	2	W, 6-3

ON THIS DATE IN DEACON FOOTBALL HISTORY • NOV. 5 • RECORD: 3-11-1

2011: The fourth-biggest crowd in BB&T Field history saw Wake Forest jump out to a 17-10 halftime lead over Notre Dame before the Irish scored 14 unanswered points in the second half to earn a 24-17 victory. A crowd of 36,307 saw the Deacons get inside the Irish 10 with a chance to tie the game before a fumble ended the Deacon threat.

1988: Wake Forest withstood a tremendous Duke passing attack to post a 35-16 win over the Blue Devils at Wallace Wade Stadium. Mark Young scored on a pair of short runs to stake the Deacons to an early 14-0 lead. After Duke closed to within four points at 14-10, the Deacons added a pair of touchdowns on a 26-yard run by Ricky Proehl and a 19-yard pass from Mike Elkins to Marco Pickett.

1955: Wake Forest tripped William & Mary 13-7 at Groves Stadium in Wake Forest to improve to 4-3-1 on the season. John Parham and Nick Consoles each scored on short touchdowns runs for the Deacons. It marked the final game on the original Wake Forest campus and the students tore down the goal posts, paraded them through campus and throughout the town of Wake Forest.


1949: Wake Forest scored a decisive 27-7 win over Duke as halfback Bill Gregus rushed for 95 yards and fullback Bill Miller added 60 rushing yards. Wake Forest's defense held Duke to just 17 rushing yards. The win marked Wake's largest margin of victory over Duke in 25 years.

WAKE'S RECORD WHEN

	2016	Under Clawson
At Home	3-1	7-9
On The Road	2-2	4-12
Neutral Site Games	0-0	0-0
Vs. ACC Opponents	2-2	4-16
Vs. Non-Conference Opp.	3-1	7-5
Vs. In-State Opponents	1-1	3-6
In August	0-0	0-1
In September	4-0	8-4
In October	1-3	2-10
In November	0-0	1-6
On ABC	0-0	0-1
On ACC Network	0-0	1-3
On ACC Network Extra	2-0	2-0
On CBS Sports Network	0-0	1-1
On ESPN	0-1	0-3
On ESPN2	0-0	0-2
On ESPNU	1-0	1-3
On ESPN3	0-0	3-0
On Fox Sports	1-2	2-7
On NBC	0-0	0-1
On Big Ten Network	1-0	1-0
Against Unranked Teams	5-2	11-15
Against Ranked Teams	0-1	0-6
Against Top-10 Teams	0-0	0-3
Afternoon Games	2-3	6-14
Night Games	3-0	5-7
Decided by 7 or Less	2-0	6-5
Winning Coin Toss	4-1	7-8
Losing Coin Toss	1-2	4-13
Scoring First	1-0	6-8
Opp. Scores First	4-3	5-13
Leading At Halftime	4-0	6-4
Tied At Halftime	1-1	4-3
Trailing At Halftime	0-2	1-14
Leading After 3 Qtrs	5-1	8-2
Tied After 3 Qtrs.	0-0	2-1
Trailing After 3 Qtrs.	0-2	1-18
In Overtime	0-0	1-0
Scoring 30+ Pts	2-0	3-0
Scoring 20-29 Pts	2-0	4-5
Scoring 0-19 Pts	1-3	4-16
Allowing 30+ Pts	0-1	0-12
Allowing 20-29 Pts	2-1	3-7
Allowing 0-19 Pts	3-1	8-2
Outrushing Opp.	4-0	6-1
Getting Outrushed	1-3	5-20
Pass For More Yds	1-1	7-8
Pass For Fewer Yds	4-2	4-13
Outgaining Opp.	3-0	6-4
Getting Outgained	2-3	5-17
Win Time of Poss.	4-0	7-8
Lose Time of Poss.	1-3	4-13
Score a Def./ST TD	2-0	2-3
Allow a Def./ST TD	0-0	0-9
Fewer Penalty Yards	2-2	5-12
More Penalty Yards	3-1	6-9
Equal Penalty Yards	0-0	0-0
Win Turnover Battle	3-1	6-4
Lose Turnover Battle	1-1	3-12
Turnover Battle Even	1-1	2-5
In Gold Helmets	3-0	3-4
In Matte Helmets	1-3	5-10
In Black Helmets	1-0	3-7
White Jerseys	2-2	4-11
Black Jerseys (black sleeves)	1-1	4-8
Black Jerseys (gold sleeves)	2-0	3-2
In White Pants	1-1	2-4
In Gold Pants	2-1	6-5
In Black Pants	2-1	3-12

2016 WAKE FOREST FOOTBALL GAME NOTES

WAKE FOREST - VIRGINIA SERIES



WAKE FOREST 16, VIRGINIA 10
OCTOBER 20, 2012
SCOTT STADIUM (41,167)

CHARLOTTEVILLE, Va. - A running back threw passes, a quarterback caught them and a new kicker connected on three field goals Saturday afternoon. Wake Forest had one scoring drive of six seconds, another of 17 ticks on the clock, a third that required 10 plays to cover 30 yards and an Australian punter to flip field position when the offense fell short.

Unconventional? Sure. But unconventional and its cousin, inventive, are better than weird, which is what they call you when you do all that stuff and lose. And backed by the changes, the Demon Deacons held off Virginia 16-10 to snap a three-game ACC losing streak and get their season back on course.

The Demon Deacons prevailed by committing no turnovers and forcing three, the last of which came when the Cavaliers' Khalek Shepherd fumbled one of Alexander Kinal's cloud-brushing punts with 1:59 left. Wake Forest won with 213 yards of total offense, its lowest total in an ACC victory since the Deacons mustered 191 yards in a 3-0 win at North Carolina at Oct. 22, 1966.

True freshman Tylor Harris helped secure the victory with a third-down sack of Virginia quarterback Phillip Sims with three minutes left. Harris was subbing for Nikita Whitlock, ineligible on the play because he had lost his helmet while making a tackle for loss on the previous snap.

Scoring	1	2	3	4	Total
Wake Forest	7	3	6	0	16
Virginia	0	7	3	0	10

1st Quarter

WF - Harris 16 yrd run (Hedlund kick), 12:02

2nd Quarter

UVA - Smith 14 yrd pass from Sims (Frye kick), 0:20

WF - Hedlund 22 yrd field goal, 0:03

3rd Quarter

WF - Hedlund 44 yrd field goal, 11:47

WF - Hedlund 24 yrd field goal, 4:15

UVA - Frye 30 yrd field goal, 0:43

4th Quarter

No scoring plays

	WF	UVA
FIRST DOWNS	12	15
RUSHES-YARDS (NET)	41-105	32-48
PASSING YDS (NET)	108	253
Passes Att-Comp-Int	21-8-0	39-22-1
TOTAL OFFENSE PLAYS-YARDS	62-213	71-301
Fumble Returns-Yards	0-0	0-0
Punt Returns-Yards	3-54	4-29
Kickoff Returns-Yards	2-39	4-62
Interception Returns-Yards	1-0	0-0
Punts (Number-Avg)	10-44.5	8-40.4
Fumbles-Lost	0-0	5-2
Penalties-Yards	3-21	5-40
Possession Time	30:04	29:56
Third-Down Conversions	1 of 15	8 of 20
Fourth-Down Conversions	1 of 1	0 of 0
Red-Zone Scores-Chances	3-3	2-2
Sacks By: Number-Yards	3-24	1-9

RUSHING: WF - Harris 4-55; Price 12-24; Martin 8-20; Jackson 3-15; Reynolds 1-minus 3; TEAM 3-minus 6. VA - Parks 10-28; Sims 8-17; Jones 7-4; Richardson 6-1; TEAM 1-minus 2. .

PASSING: WF - Price 7-19-0-102; Martin 1-2-0-6. VA - Sims 22-39-1-253.

RECEIVING: WF - Jackson 3-37; Terry 1-41; Harris 1-11; Bohanon 1-10; Price 1-6; Davis 1-3. VA - Jones 5-30; Smith 4-79; Scott 4-35; Jennings 3-37; Mathis 2-21; McGee 1-31; Phillips 1-9; Parks 1-6; Terrell 1-5.

LAST TIME VS. VIRGINIA

- Wake Forest improved to 4-4 overall and 2-3 in ACC play with a 16-10 victory at Virginia on October 20, 2012.
- The Deacs won despite only gaining 213 yards of total offense, the fewest total offensive yards in an ACC victory since the Deacs gained 191 yards in a 3-0 win at North Carolina in 1966.
- Josh Harris rushed for 57 yards and a touchdown while Tanner Price threw for 102 yards. Lovell Jackson added three catches for 37 yards.
- Chad Hedlund, a redshirt freshman, booted three field goals in his first-career game.
- Zach Thompson tallied a team-high eight tackles, including two for loss.
- The Demon Deacon defense held Virginia's rushing attack to just 48 yards on the ground.

IT HAPPENED AGAINST VIRGINIA

- On Oct. 20, 1990 No. 1 Virginia came to Wake Forest, marking the first time the nation's top-ranked team visited Winston-Salem. The No. 1 Cavaliers posted a 49-14 win over Wake Forest.
- QB John Mackovic posted the longest run by a Deacon since joining the ACC when he raced 87 yards for a score against Virginia on Sept. 19, 1964.
- On Oct. 26, 1974, Wake Forest's home game with Virginia was billed as "A Salute to Brian Piccolo."
- The Deacons set school records by scoring 28 points in the second quarter of an Oct. 25, 1975 game at Virginia. Wake Forest's 50 points in the first half also stands as a record. The Deacons won 66-21.
- The 66 points scored at Virginia in 1975 is still the most points scored by Wake Forest in an ACC game.
- The 1975 victory was the 250th win in Wake Forest history.
- When Virginia was tackled in its own end zone for a safety on the opening kickoff of the 1975 game, it marked the fastest score in Wake Forest history, just six seconds into the game.
- Frank Harsh's 162 rushing yards vs. UVA in 1972 is the most ever by a Deacon against the Cavaliers.

WAKE FOREST - VIRGINIA CONNECTIONS

- Wake Forest OT Ryan Anderson and Virginia S Chris Sharp are both graduates of The Hun School in New Jersey.
- Deacon freshman DL Sulaiman Kamara and Virginia senior DT Andre Miles-Redmond are both graduates of Hermitage High in Richmond, Va.

SERIES HISTORY

Overall: UVa leads, 34-14

All Games at WFU: 5-17

Games at BB&T Field: 3-14

All Games at UVA: 9-17

Games at Scott Stadium: 9-16

Dave Clawson vs. UVA: 0-0

Bronco Mendenhall vs. WFU: 0-0

Last WFU Win: 16-10 (10/20/12) at UVA

Last UVA Win: 17-16 (11/3/07) at UVA

Last WFU win at UVA: 16-10 (10/20/12)

Last UVA win at WFU: 38-34 (9/28/02)

Current Streak: WFU, 2

Longest WFU Streak: 3 (1959-61)

Longest UVA Streak: 17 (1984-2000)

Largest WFU win: 45 in 1975

Largest UVA: 42 in 1889

2012	W	A	16-10
2008	W	H	28-17
2007	L	A	16-17
2003	L	A	21-24
2002	L	H	38-34
2001	W	A	34-30
2000	L	H	10-27
1999	L	A	7-35
1998	L	H	17-38
1997	L	A	13-21
1996	L	H	7-42
1995	L	A	17-35
1994	L	H	6-42
1993	L	A	9-21
1992	L	H	17-31
1991	L	A	7-48
1990	L	H	14-49
1989	L	A	28-47
1988	L	H	14-34
1987	L	A	21-35
1986	L	H	28-30
1985	L	H	18-20
1984	L	A	9-28
1983	W	H	38-34
1982	L	A	27-34
1981	W	A	24-21
1980	L	H	21-24
1978	W	H	14-0
1977	L	A	10-12
1976	L	H	17-18
1975	W	A	66-21
1974	L	H	0-14
1973	L	A	10-21
1972	L	H	12-15
1970	W	A	27-7
1969	W	A	23-21
1967	L	H	12-14
1966	L	A	10-24

2016 WAKE FOREST FOOTBALL GAME NOTES

2016 ACC STANDINGS

Atlantic Division	CONFERENCE			OVERALL			STRK	HOME	ROAD	NEU	DIV
	W-L	PF	PA	W-L	PF	PA					
Clemson	5-0	185	104	8-0	293	141	W8	4-0	4-0	0-0	4-0
Louisville	5-1	271	142	7-1	400	184	W3	4-0	3-1	0-0	3-1
Wake Forest	2-2	74	73	5-3	165	146	L2	3-1	2-2	0-0	1-2
Syracuse	2-2	96	127	4-4	213	253	W2	2-2	2-1	0-1	1-2
Florida State	2-3	126	162	5-3	278	239	L1	2-1	2-2	1-0	1-2
NC State	1-3	77	115	4-4	214	187	L3	4-1	0-3	0-0	1-3
Boston College	1-4	65	164	4-4	168	184	W1	2-3	2-1	0-0	1-2

Coastal Division	CONFERENCE			OVERALL			STRK	HOME	ROAD	NEU	DIV
	W-L	PF	PA	W-L	PF	PA					
North Carolina	4-1	132	132	6-2	260	216	W2	2-1	4-0	0-1	3-1
Virginia Tech	4-1	176	86	6-2	290	161	W2	4-0	2-2	0-0	3-0
Pittsburgh	2-2	154	141	5-3	305	259	L1	4-1	1-2	0-0	2-2
Georgia Tech	2-3	117	147	5-3	225	188	W2	4-2	1-1	0-0	1-2
Miami	1-3	83	98	4-4	263	151	L4	2-2	2-2	0-0	1-2
Virginia	1-3	104	132	2-6	209	261	L3	1-4	1-2	0-0	1-2
Duke	0-4	83	120	3-5	196	191	L2	2-2	1-3	0-0	0-2

UPCOMING ACC SCHEDULE

Saturday, November 5

Louisville at Boston College	12:00
Georgia Tech at North Carolina	12:30
Pittsburgh at Miami	12:30
Virginia at Wake Forest	3:00
Virginia Tech at Duke	3:30
Syracuse at Clemson	3:30
Florida State at NC State	7:00

(all times ET)

ACC TELECONFERENCE

The ACC Football Coaches Teleconference will occur on Wednesdays throughout the season, with the exception of Thanksgiving week, when the call will be held on Tuesday. The Teleconference will begin at 10:30 a.m. and conclude at 1:00 p.m. There will be a replay available of each teleconference on TheACC.com. Contact the ACC Media Relations Office (336-851-6062) to obtain the call-in number. Notre Dame head coach Brian Kelly will also be available on the call at 10:20 a.m. each week that the Irish play an ACC opponent.

Weekly Teleconference Schedule

Bronco Mendenhall, Virginia	10:30
Dabo Swinner, Clemson	10:40
Jumbo Fisher, Florida State	10:50
Bobby Petrino, Louisville	11:00
Dino Babers, Syracuse	11:10
Paul Johnson, Georgia Tech	11:30
Larry Fedora, North Carolina	11:40
Justin Fuente, Virginia Tech	11:50
Dave Clawson, Wake Forest	12:00
Pat Narduzzi, Pitt	12:10
Steve Addazio, Boston College	12:20
David Cutcliffe, Duke	12:30
Dave Doeren, NC State	12:40
Mark Richt, Miami	12:50

COLLEGE PRESS BOX.COM

CollegePressBox.com is the official media website for ACC football. Access and download weekly game notes, stats, media guides and more for the ACC and each of its 14 member schools. Hi- and low- resolution head shots, action shots and logos are available for download, as well as information and photographs for other Wake Forest sports.

Login information will be distributed by the conference office to accredited media, or you can apply for a password by sending an e-mail to password@collegepressbox.com.

2016 ACC BOWL TIE-INS

Bowl	Date/Time (ET)	Site	Matchup	Network
St. Petersburg Bowl	Dec. 26 / 11:00 a.m.	St. Petersburg, Fla.	ACC vs. American	ESPN
Quick Lane Bowl	Dec. 26 / 3:30 p.m.	Detroit, Mich.	ACC vs. Big Ten	ESPN
Camping World Independence Bowl	Dec. 26 / 5:00 p.m.	Shreveport, La.	ACC vs. SEC	ESPN2
Military Bowl Pres. Northrop Grumman	Dec. 27 / 3:30 p.m.	Washington, D.C.	ACC vs. American	ESPN
New Era Pinstripe Bowl	Dec. 28 / 2:00 p.m.	New York, N.Y.	ACC vs. Big Ten	ESPN
Russell Athletic Bowl	Dec. 28 / 5:30 p.m.	Orlando, Fla.	ACC vs. Big 12	ESPN
Belk Bowl	Dec. 29 / 5:30 p.m.	Charlotte, N.C.	ACC vs. SEC	ESPN
Hyundai Sun Bowl	Dec. 30 / 2:00 p.m.	El Paso, Texas	ACC vs. Pac-12	CBS
Franklin American Music City Bowl	Dec. 30 / 3:30 p.m.	Nashville, Tenn.	ACC vs. SEC	ESPN
Orange Bowl	Dec. 30 / 8:00 p.m.	Miami, Fla.	ACC Champion	ESPN
TaxSlayer Bowl	Dec. 31 / 11:00 a.m.	Jacksonville, Fla.	ACC vs. SEC	ESPN
Buffalo Wild Wings Citrus Bowl	Dec. 31 / 11:00 a.m.	Orlando, Fla.	ACC vs. Big Ten/SEC	ABC
National Semifinal - Chick-Fil-A Peach Bowl	Dec. 31 / 3/7 p.m.	Atlanta, Ga.	At-Large vs. At-Large	ESPN
National Semifinal - Fiesta Bowl	Dec. 31 / 3/7 p.m.	Glendale, Ariz.	At-Large vs. At-Large	ESPN
Goodyear Cotton Bowl Classic	Jan. 2 / 1:00 p.m.	Arlington, Texas	At-Large vs. At-Large	ESPN
National Championship	Jan. 9 / 8:30 p.m.	Tampa, Fla.	Semifinal winners	ESPN

ACC INDIVIDUAL LEADERS - ALL GAMES

DEFENSE			SPECIAL TEAMS		
	Stat	ACC		Stat	ACC
Marquel Lee			Mike Weaver		
Tackles for Loss	12.0	t-3rd	PAT Pct.	100.0	t-1st
Fumbles Forced	3	t-5th	Field Goals	11	t-3rd
Tackles / gm	8.0	11th	Field Goals Pct.	78.6	5th
Total Sacks	4.0	t-16th	Scoring (Kick) / gm	6.4	7th
Duke Ejiofor			Dom Maggio		
Fumbles Recovered	2	t-1st	Punting Average	43.9	3rd
Tackles for Loss	12.5	2nd			
Total Sacks	7.5	4th			
Jessie Bates III					
Interception ret. yds.	119	1st			
Interceptions	4	2nd			
Tackles / gm	7.4	t-14th			
Cameron Glenn					
Fumbles Recovered	2	t-1st			
Amari Henderson					
Passes Defended	7	t-10th			
Thomas Brown					
Tackles / gm	5.0	t-49th			

ACC TEAM RANKINGS ALL GAMES

	STAT	ACC
Scoring Offense	20.6	14th
Scoring Defense	18.2	2nd
Total Offense	334.2	13th
Total Defense	379.0	8th
Rushing Offense	156.2	9th
Rushing Defense	134.1	6th
Passing Offense	178.0	12th
Passing Defense	244.9	10th
Passing Efficiency	103.7	14th
Passing Efficiency Def.	130.5	8th
Kickoff Returns	15.5	14th
Punt Return Avg.	3.5	14th
Interceptions	9	5th
Net Punting	37.9	t-6th
Kickoff Coverage	41.5	5th
Field Goal Pct.	78.6	4th
PAT Kicking	100.0	t-1st
Sacks By	22	8th
Sacks Against	18	t-9th
First Downs	147	13th
Opp. First Downs	158	t-7th
3rd Down Conversions	39.1	11th
Opp. 3rd Down Conv.	37.7	10th
4th Down Conversions	45.5	9th
Opp. 4th Down Conv.	36.4	4th
Penalty Yards	37.1	3rd
Opp. Penalty Yards	51.2	10th
Time of Possession	30:22	7th
Turnover Margin	+5	2nd
Red Zone Offense	88.0	t-5th
Red Zone Defense	65.4	1st

2016 WAKE FOREST FOOTBALL GAME NOTES

Dave CLAWSON

Head Coach

3rd Year

Williams ■ 1989



The improvement in the Wake Forest football program in 2015 was noticeable in nearly every facet of the program. The Deacon offense and defense both improved in the NCAA statistical rankings with the defense ranking 38th in total defense.

And for a second consecutive year, the Deacons brought in a recruiting class that will fill a number of needs.

For head coach Dave Clawson, the 2016 season is already well underway. From the addition of McCreary Field House, one of the nation's top indoor practice facilities, and an expanded weight room, Clawson and the Deacons are moving full speed into 2016.

Known for his prowess in building programs, Clawson has shown dramatic improvement at every stop including a noticeable increase in Year Three. The 2016 season marks Clawson's third year with the Demon Deacons.

On December 10, 2013, Clawson became the 32nd head football coach in Wake Forest University history. The head coach at Bowling Green State University from 2009 through 2013, Clawson led the Falcons to the 2013 Mid-American Conference championship with a 47-27 win over No. 16 Northern Illinois.

"This is a special day for Wake Forest University," said Director of Athletics Ron Wellman in making the announcement. "Dave Clawson is a special person and a special football coach. He has proven himself to be a leader and a winner. I had the opportunity to watch his team play a number of games this year and I know our fans will be excited about the brand of football that Dave brings to the Demon Deacons."

Clawson joined the Demon Deacons after five seasons as the head coach at BGSU in Bowling Green, Ohio. He built the Falcons to be explosive both offensively and defensively. The 2013 Bowling Green team ranked 29th in the nation in total offense and tenth in total defense. In 2012, BGSU was ranked sixth in the nation in total defense and 10th nationally in scoring defense, yielding just 16.8 points per game. The Falcons were one of only two non-power conference teams to rank in the top 30 statistically in both total offense and total defense in 2013.

Bowling Green's 2013 team went 10-3 overall under Clawson and won the MAC East title with a 7-1 record. The Falcons received a bid to the Little Caesar's Bowl in Detroit. It marked the third bowl appearance in five seasons for Clawson's team.

In his 16 years as a head coach, Clawson has delivered a conference championship at every stop. Prior to the 2013 Mid-American Conference title at Bowling Green, Clawson helped Richmond to a pair of Colonial Athletic Association titles in 2005 and 2007. His first championship as a head coach came in 2002 when he led Fordham to the Patriot League title.

He has also earned numerous Coach of the Year Awards. He was the Patriot League Coach of the Year in 2001 and 2002 and was awarded the 2005 Atlantic 10 Coach of the Year award in just his second year in the league. The 2007 CAA Coach of the Year award marked his fourth conference Coach of the Year honor in his first nine years as a head coach.

In 2002, Clawson was the Schutt Sports/American Football Monthly I-AA Coach of the Year and a finalist for the Eddie Robinson Award. In 2005, Clawson earned National Coach of the Year from I-AA.org and was again a finalist for the Eddie Robinson Award.

A 1989 graduate of Williams College in Massachusetts, Clawson earned a degree in political economy. A native of

Youngstown, NY, Clawson was a defensive back for Williams and went on to serve as a graduate assistant coach at Albany in 1989 and 1990. He moved to Buffalo for the 1991 and 1992 seasons, tutoring the secondary his first year and the quarterbacks and running backs his second.

In 1993, Clawson was named the running backs coach at Lehigh and helped the Mountain Hawks to a 7-4 record and the Patriot League championship. He was promoted to offensive coordinator in 1994 and spent two years in that role, adding another Patriot League title in 1995. Lehigh won a pair of Patriot League titles in his three years and his offense led the league in scoring, total offense and pass offense in each of his final two seasons.

Villanova hired Clawson as offensive coordinator in 1996 and his offense helped the Wildcats to NCAA FCS appearances in 1996 and 1997. During his tenure at Villanova, Clawson's offense established 70 program records, held the No. 1 ranking in the nation for six weeks in 1997 and won the 1997 Atlantic 10 championship. He tutored Brian Westbrook who became the first player in college football history to gain 1,000 yards both rushing and receiving.

Following the 1998 season, Clawson became the nation's youngest Division I head coach when he was named head coach at Fordham. Inheriting a team that had won just 22 games in the previous 10 years, Clawson turned the Rams into the Patriot League champions in his fourth season at the helm. He was the Patriot League Coach of the Year in both 2001 and 2002. Clawson helped the Rams 2002 FCS Playoffs where they defeated fourth seed Northeastern in the opening round before falling to Villanova.

Clawson was named the head coach at Richmond prior to the 2004 season. He guided the Spiders to the biggest two-year turnaround in school history, improving from 3-8 in 2004 to 9-4 in 2005. In 2007, his final year with the Spiders, Clawson guided Richmond to an 11-3 record, the Colonial South title and the FCS national semifinals.

He left Richmond in 2008 to replace David Cutcliffe as the offensive coordinator under Phillip Fulmer at Tennessee. Following that season, Clawson was named the head coach at Bowling Green in time for the 2009 season.

Clawson and his wife, Catherine, are the parents of two children, Courtney and Eric.



THE DAVE CLAWSON FILE

BORN

- August 16, 1967 in Youngstown, New York

FAMILY

- Wife — Catherine
- Children — Courtney and Eric

EDUCATION

- Williams College — 1989
B.A. in Political Economy
- SUNY Albany — 1992
M.A. in Liberal Studies

PLAYING HISTORY

- Williams College — 1985-88
Three-year starter at defensive back
Also played basketball

COACHING HONORS

- 2007 CAA Coach of the Year
- 2005 I-AA.org National Coach of the Year
- 2005 Atlantic 10 Coach of the Year
- 2002 Schutt Sports/American Football Monthly National I-AA Coach of the Year
- 2001 & 2002 Patriot League Coach of the Year

CHAMPIONSHIPS AS A HEAD COACH

- 2013 MAC Championship (Bowling Green)
- 2007 CAA Championship (Richmond)
- 2005 Atlantic-10 Championship (Richmond)
- 2002 Patriot League Championship (Fordham)

AS A HEAD COACH

Year	School	Record	Conf	Post.
2016	Wake Forest	5-3	2-2	
2015	Wake Forest	3-9	1-7	
2014	Wake Forest	3-9	1-7	
2013	Bowling Green	10-3	7-1	Lil'Caesars Military
2012	Bowling Green	8-5	6-2	
2011	Bowling Green	5-7	3-5	
2010	Bowling Green	2-10	1-7	
2009	Bowling Green	7-6	6-2	Humanitarian
2007	Richmond	11-3	7-1	FCS Semi
2006	Richmond	6-5	3-5	
2005	Richmond	9-4	7-1	FCS QF
2004	Richmond	3-8	2-6	
2003	Fordham	9-3	4-3	
2002	Fordham	10-3	6-1	FCS QF
2001	Fordham	7-4	5-2	
2000	Fordham	3-8	1-5	
1999	Fordham	0-11	0-6	

Career

At Fordham	29-29	16-17
At Richmond	29-20	19-13
At Bowling Green	32-31	23-17
At Wake Forest	11-21	4-16

AS AN ASSISTANT COACH

Year	School	Record	Conf	Bowl
2008	Tennessee	5-7	3-5	
1998	Villanova	6-5		
1997	Villanova	12-1		
1996	Villanova	8-4	6-2	
1995	Lehigh	8-3	5-0	
1994	Lehigh	5-5-1	3-2	
1993	Lehigh	7-4	4-1	
1992	Buffalo	4-6		
1991	Buffalo	3-7		
1990	Albany	5-4		
1989	Albany	3-7		

CHAMPIONSHIPS AS AN ASSISTANT COACH

- 1997 Atlantic 10 Championship (Villanova)
- 1995 Patriot League Championship (Lehigh)
- 1993 Patriot League Championship (Lehigh)

2016 WAKE FOREST FOOTBALL GAME NOTES

START CHART

Offense	2016	Strk	Car
Serigne (TE)	7	1	30
Harris (OL)	6	1	30
Hayworth (OL)	8	21	29
Wolford (QB)	7	5	29
Herron (OL)	7	5	19
Haynes (OL)	8	8	18
Lewis (WR)	5	1	16
Crump (WR)	-	-	15
Hines (WR)	4	1	14
Anderson (OL)	8	11	12
Pike (TE)	2	-	11
Terry (OL)	2	-	9
Bachman (WR)	8	8	8
Colburn (RB)	3	-	6
Bell (RB)	-	-	6
Carney (RB)	5	3	5
Wortham (RB)	-	-	5
Wade (WR)	4	-	4
Hinton (QB)	1	-	4
Robinson (RB)	-	-	3
Argenzio (FB)	1	-	2
Benzinger (OL)	1	-	1
Washington (WR)	1	-	1

Defense	2016	Strk	Car
Janvion (DB)	8	13	43
Dunn (DE)	8	32	32
Lee (LB)	8	32	32
Banks (DL)	7	7	29
Watson (DB)	8	20	20
Ejiofor (DL)	8	14	14
Stewart (DL)	7	6	12
Brown (LB)	6	6	8
Bates III (DB)	6	5	6
Austin (DB)	2	-	6
Williams (LB)	5	2	5
Henderson (DB)	4	-	4
Calhoun (DL)	-	-	4
Lewinson (DL)	1	-	4
Kemp (LB)	3	-	3
Bassey (DB)	2	2	2
Dawson (LB)	2	-	2
Glenn (DB)	2	-	2
Yarbary (DL)	1	-	1

Specialists	2016	Strk	Car
Weaver (PK)	8	32	32
Wilson, G (LS)	7	-	19
Centers (KO)	-	-	12
Wilson, C (SS)	-	-	9
Maggio (P)	6	4	6
Diemel (LS)	1	1	1

Most Career Starts (Active)

Janvion (S)	42
Dunn (DE)	31
Lee (LB)	31
Weaver (K)	31
Harris (OL)	29
Serigne (TE)	29
Wolford (QB)	28
Banks (DT)	28
Hayworth (OL)	28

Longest Streaks (Active)

Dunn (DE)	31
Lee (LB)	31
Weaver (K)	31
Hayworth (OL)	20
Watson (DB)	19
Wilson (LS)	19

DEMON DEACON DEPTH CHART

Updated on Oct. 31

OFFENSE

QB	10	John Wolford	6-1	200	Jr.
or	2	Kendall Hinton	6-0	200	So.
	8	Kyle Kearns	6-2	195	R-Fr.
RB	36	Cade Carney	5-11	215	Fr.
	22	Matt Colburn	5-10	200	So.
	27	Tyler Bell	5-11	215	So.
	4	Rocky Reid	6-0	220	R-Fr.
WR	15	Cortez Lewis	6-1	210	R-So.
	7	Scotty Washington	6-5	220	R-Fr.
WR	9	Chuck Wade	6-0	195	So.
or	1	Tabari Hines	5-10	175	So.
WR	17	Alex Bachman	6-0	185	So.
	81	Steven Claude	6-2	195	R-Fr.
TE	85	Cam Serigne	6-3	250	R-Jr.
	41	Devin Pike	6-6	260	Jr.
	86	Jack Freudenthal	6-3	220	R-Fr.
LT	75	Justin Herron	6-5	300	R-So.
	73	Jake Benzinger	6-7	285	R-Fr.
LG	78	Tyler Hayworth	6-4	325	R-Sr.
	68	Patrick Osterhage	6-4	290	R-So.
C	65	Josh Harris	6-4	305	Sr.
	55	A'Lique Terry	6-1	290	Jr.
RG	74	Phil Haynes	6-4	300	R-So.
	71	Nathan Gilliam	6-5	285	R-Fr.
RT	70	Ryan Anderson	6-6	300	R-So.
	79	Cameron Gardner	6-5	275	R-Jr.

DEFENSE

DE	53	Duke Ejiofor	6-4	270	R-Jr.
	45	Paris Black	6-3	255	R-Fr.
DT	96	Chris Stewart	6-3	290	R-So.
	95	Shelddon Lewinson	6-2	275	R-Sr.
DT	40	Josh Banks	6-4	290	R-Sr.
	48	Willie Yarbary	6-2	280	R-So.
DE	14	Wendell Dunn	6-3	250	R-Jr.
	51	Chris Calhoun	6-4	245	So.
BUCK	6	Jaboree Williams	6-0	235	Jr.
	23	Justin Strnad	6-2	220	R-Fr.
MIKE	8	Marquel Lee	6-3	240	Sr.
	50	Grant Dawson	6-1	230	R-Jr.
	35	Nate Mays	6-1	225	R-Fr.
ROV	26	Thomas Brown	6-3	225	Sr.
or	34	Demetrius Kemp	6-1	215	R-So.
CB	25	Brad Watson	6-0	200	Sr.
	24	Josh Okonye	6-0	200	R-Jr.
FS	22	Ryan Janvion	5-11	200	R-Sr.
	2	Cameron Glenn	6-1	200	R-So.
SS	3	Jessie Bates III	6-2	200	R-Fr.
	17	Traveon Redd	6-0	195	Fr.
CB	21	Essang Bassey	5-10	180	Fr.
	11	Dionte Austin	6-0	175	So.

SPECIALISTS

PK	7	Mike Weaver	6-1	195	R-Jr.
	98	Adam Centers	6-0	205	R-So.
KO	7	Mike Weaver	6-1	195	R-Jr.
	48	Dom Maggio	6-3	175	Fr.
P	48	Dom Maggio	6-3	175	Fr.
	7	Mike Weaver	6-1	195	R-Jr.
H	48	Dom Maggio	6-3	175	Fr.
	10	John Wolford	6-1	200	Jr.
PR	3	Jessie Bates III	6-2	200	R-Fr.
	1	Tabari Hines	5-10	175	So.
KR	18	John Armstrong	5-9	165	Sr.
	81	Steven Claude	6-2	195	R-Fr.
LS	52	Dayton Diemel	5-10	205	Fr.
	15	Garrett Wilson	6-3	215	So.

2016 WAKE FOREST FOOTBALL GAME NOTES

WAKE FOREST NUMERICAL ROSTER

NO.	NAME	POS.	HT.	WT.	YR.	HOMETOWN/HIGH SCHOOL
1	Tabari Hines	WR	5-10	175	So.	Florence, SC/Marlboro County
2	Cameron Glenn	S	6-1	200	R-So.	Stone Mountain, GA/Stephenson
2	Kendall Hinton	QB	6-0	200	So.	Durham, NC/Southern Durham
3	Jessie Bates III	S	6-2	200	R-Fr.	Fort Wayne, IN/Snider
4	Rocky Reid	RB	6-0	220	R-Fr.	Mt. Pleasant, NC/Concord
5	Arkeem Byrd	RB	6-1	190	Fr.	Savannah, GA/Jenkins
6	Jaboree Williams	LB	6-0	235	Jr.	Deerfield Beach, FL/Fort Lauderdale
7	Scotty Washington	WR	6-5	220	R-Fr.	Washington, DC/St. John's
7	Mike Weaver	PK/P	6-1	195	R-Jr.	Pine City, NY/Southside
8	Kyle Kearns	QB	6-2	195	R-Fr.	San Ramon, CA/Foothill
8	Marquel Lee	LB	6-3	240	Sr.	Waldorf, MD/Westlake
9	Chuck Wade	WR	6-0	195	So.	Jacksonville, FL/Bishop Kenny
10	Amari Henderson	CB	6-1	175	R-Fr.	Charlotte, NC/Mallard Creek
10	John Wolford	QB	6-1	200	Jr.	Jacksonville, FL/Bishop Kenny
11	Dionte Austin	CB	6-0	175	So.	Baltimore, MD/Calvert Hall
11	Kyle Driscoll	QB	6-1	215	R-So.	Garden City, NY/Kellenberg Memorial
12	Luke Masterson	S	6-2	200	Fr.	Naples, FL/Gulf Coast
12	Jamie Newman	QB	6-4	225	Fr.	Graham, NC/Graham
13	Hayden Kingston	QB	5-11	185	Fr.	Melbourne, FL/Viera
13	Jalen Latter	WR	6-0	200	Sr.	Charlotte, NC/Vance
14	Wendell Dunn	DE	6-3	250	R-Jr.	Miami, FL/Palmetto
15	Cortez Lewis	WR	6-1	210	R-So.	Demopolis, AL/Demopolis
15	Garrett Wilson	LS	6-3	215	So.	Sanford, NC/Southern Lee
17	Alex Bachman	WR	6-0	185	So.	Moorpark, CA/Oaks Christian
17	Traveon Redd	S	6-0	195	Fr.	Martinsville, VA/Magna Vista
18	John Armstrong	CB	5-9	165	Sr.	Orlando, FL/Olympia
20	Dezmond Wortham	S	6-0	200	R-Jr.	Frisco, TX/Hebron
21	Essang Bassey	CB	5-10	180	Fr.	Columbus, GA/Columbus
21	Isaiah Robinson	RB	5-10	220	Jr.	Charlotte, NC/Independence
22	Matt Colburn	RB	5-10	200	So.	Irmo, SC/Dutch Fork
22	Ryan Janvion	S	5-11	200	R-Sr.	Miami, FL/Dade Christian
23	Brandon Chapman	TE	6-5	255	Fr.	Grove City, OH/Grove City
23	Justin Strnad	LB	6-2	220	R-Fr.	Palm Harbor, FL/East Lake
24	Josh Okonye	S	6-0	200	R-Jr.	Sugar Land, TX/George Ranch
25	James Sriraman	WR	6-3	195	R-Fr.	Raleigh, NC/Cardinal Gibbons
25	Brad Watson	CB	6-0	200	Sr.	Round Rock, TX/Westwood
26	Thomas Brown	LB	6-3	225	Sr.	Evans, GA/Greenbrier
27	Tyler Bell	RB	5-11	215	So.	Mobile, AL/Faith Academy
28	Christopher Pearcey	S	5-11	200	R-So.	Bradenton, FL/Lakewood Ranch
29	DeAndre' Delaney	S	6-3	205	Fr.	Morristown, TN/Morristown West
29	Christopher Pappayliou	FB	6-1	220	Jr.	Long Branch, NJ/Long Branch
30	William Flood	FB	6-2	235	Sr.	Atlanta, GA/Lovett School/Davidson
30	Ja'Cquez Williams	LB	6-2	200	Fr.	Hinesville, GA/Liberty County
32	Charles Argenzio	FB	6-0	230	Sr.	Richmond, VA/Fork Union Military
34	Demetrius Kemp	LB	6-1	215	R-So.	Demopolis, AL/Demopolis
35	Nate Mays	LB	6-1	225	R-Fr.	Dalton, GA/Dalton
36	Cade Carney	RB	5-11	215	Fr.	Advance, NC/Davidson Day
37	Thomas Dillon	CB	5-10	180	Jr.	Houston, TX/The Kinkaid School
38	Zander Zimmer	DL	6-4	225	Fr.	Winter Park, FL/Bishop Moore Catholic
39	Keegan Good	CB	6-0	185	Fr.	Pinehurst, NC/Pinecrest
40	Josh Banks	DT	6-4	290	R-Sr.	Cary NC/Middle Creek
41	Devin Pike	TE	6-6	260	Jr.	Cincinnati, OH/Elder
42	Julian Jackson	DE	6-4	240	R-Jr.	Dothan, AL/Dothan
43	Connor Miller	LB	6-2	235	Fr.	Charlotte, NC/Charlotte Catholic
44	LaRonde' Liverpool	TE	6-3	225	Fr.	Virginia Beach, VA/Landstown
44	Kalin McNeil	LB	6-1	230	R-So.	McLeansville, NC/Northeast Guilford
45	Paris Black	DE	6-3	255	R-Fr.	Fayetteville, NC/Terry Sanford
46	Nick Luedeke	TE	6-5	265	R-So.	Cary, NC/Holly Springs
48	Dom Maggio	P/PK	6-3	185	Fr.	Monkton, MD/The Boys' Latin School
48	Willie Yarbary	DT	6-2	280	R-So.	Augusta, GA/Richmond Academy
49	Trey Ndlovu	RB	5-7	220	R-Fr.	Hummelstown, PA/Hershey
49	Rashawn Shaw	DE	6-3	250	R-So.	Fort Pierce, FL/Central
50	Grant Dawson	LB	6-1	230	R-Jr.	Winston-Salem, NC/Reagan
51	Chris Calhoun	DE	6-4	245	So.	Alpharetta, GA/Centennial
52	Dayton Diemel	LS	5-10	205	Fr.	Hudson, WI/Hudson
53	Duke Ejiofor	DE	6-4	270	R-Jr.	Houston, TX/Alief Taylor
54	Elontae Bateman	DT	6-2	290	R-Fr.	Memphis, TN/Ridgeway
55	A'Lique Terry	OL	6-1	290	Jr.	Miami, FL/Hialeah

POSITIONAL BREAKDOWN

QUARTERBACKS (6)

11	Kyle Driscoll	R-So.
2	Kendall Hinton	So.
13	Kyle Kearns	R-Fr.
13	Hayden Kingston	Fr.
12	Jamie Newman	Fr.
10	John Wolford	Jr.

RUNNING BACKS (8)

27	Tyler Bell	So.
5	Arkeem Byrd	Fr.
36	Cade Carney	Fr.
22	Matt Colburn	So.
49	Trey Ndlovu	R-Fr.
29	Christopher Pappayliou	Jr.
4	Rocky Reid	R-Fr.
21	Isaiah Robinson	Jr.

FULLBACKS (3)

32	Charles Argenzio	Sr.
94	William Flood	Sr.
43	Conner Miller	Fr.

TIGHT ENDS (7)

23	Brandon Chapman	Fr.
87	Thomas Cole	Fr.
86	Jack Freudenthal	R-Fr.
92	Cade Luedeke	Fr.
46	Nick Luedeke	R-So.
41	Devin Pike	Jr.
85	Cam Serigne	R-Jr.

WIDE RECEIVERS (14)

17	Alex Bachman	So.
80	Jeremiah Brown	Fr.
81	Steven Claude	R-Fr.
88	Jared Crump	R-Sr.
89	Greg Dortch	Fr.
84	Malik Grate	Fr.
82	Cooper Hearn	Fr.
1	Tabari Hines	So.
83	Davis Johnson	Fr.
13	Jalen Latter	Sr.
15	Cortez Lewis	R-So.
25	James Sriraman	R-Fr.
9	Chuck Wade	So.
81	Scotty Washington	R-Fr.

CENTERS (3)

65	Josh Harris	Sr.
55	A'Lique Terry	Jr.
56	Harry Warner	R-So.

OFFENSIVE TACKLES (6)

70	Ryan Anderson	R-So.
73	Jake Benzinger	R-Fr.
79	Cameron Gardner	R-Jr.
71	Nathan Gilliam	R-Fr.
75	Justin Herron	R-So.
58	Tyler Watson	Fr.

OFFENSIVE GUARDS (7)

67	Taylor Chambers	R-Jr.
66	Rocco Esposito	R-Jr.
74	Phil Haynes	R-So.
78	Tyler Hayworth	R-Sr.
63	Je'Vionte Nash	Fr.
68	Patrick Osterhage	R-So.
60	Taleni Suhren	Fr.

2016 WAKE FOREST FOOTBALL GAME NOTES

POSITIONAL BREAKDOWN

DEFENSIVE ENDS (9)

45	Paris Black	R-Fr.
51	Chris Calhoun	So.
14	Wendell Dunn	R-Jr.
53	Duke Ejiofor	R-Jr.
42	Julian Jackson	R-Jr.
57	Ali Lamot	R-Jr.
49	Rashawn Shaw	R-So.
94	Emmanuel Walker	Fr.
38	Zander Zimmer	Fr.

DEFENSIVE TACKLES (9)

62	Reid Althoff	R-Jr.
40	Josh Banks	R-Sr.
98	Carlos Basham	Fr.
54	Elontae Bateman	R-Fr.
90	Sulaiman Kamara	Fr.
59	Leo Kone	R-Fr.
95	Shelldon Lewinson	R-Sr.
96	Chris Stewart	R-So.
48	Willie Yarbary	R-So.

LINEBACKERS (12)

26	Thomas Brown	Sr.
50	Grant Dawson	R-Jr.
99	Augustus Fortune	Fr.
34	Demetrius Kemp	R-So.
8	Marquel Lee	Sr.
35	Nate Mays	R-Fr.
44	Kalin McNeil	R-So.
58	Vince Paolucci	R-So.
28	Christopher Pearcey	R-So.
23	Justin Strnad	R-Fr.
6	Jaboree Williams	Jr.
30	Ja'Cquez Williams	Fr.

CORNERBACKS (7)

18	John Armstrong	Sr.
11	Dionte Austin	So.
21	Essang Bassey	Fr.
37	Thomas Dillon	Jr.
39	Keegan Good	Fr.
10	Amari Henderson	R-Fr.
25	Brad Watson	Sr.

SAFETIES (8)

3	Jessie Bates III	R-Fr.
29	DeAndre' Delaney	Fr.
2	Cameron Glenn	R-So.
22	Ryan Janvion	R-Sr.
12	Luke Masterson	Fr.
24	Josh Okonye	R-Jr.
17	Traveon Redd	Fr.
20	Dezmond Wortham	R-Jr.

PLACEKICKERS (4)

61	Sam Beckerman	R-Jr.
97	Ben Brown	R-Fr.
98	Adam Centers	R-So.
18	Mike Weaver	R-Jr.

PUNTERS (1)

48	Dom Maggio	Fr.
----	------------	-----

LONG SNAPPER (3)

52	Dayton Diemel	Fr.
91	Chase Wilson	R-Jr.
15	Garrett Wilson	So.

NO.	NAME	POS.	HT.	WT.	YR.	HOMETOWN/HIGH SCHOOL
56	Harry Warner	OL	6-3	285	R-So.	Spring Lake, NJ/Phillips Exeter Academy
57	Ali Lamot	DE	6-2	270	R-Jr.	Mebane, NC/Eastern Alamance
58	Vince Paolucci	LB	6-0	230	R-So.	San Diego, CA/La Jolla Country Day
58	Tyler Watson	OL	6-5	285	Fr.	Roswell, GA/Milton
59	Leo Kone	DT	6-3	300	R-Fr.	New York, NY/The Dalton School
60	Talen Suhren	OL	6-5	270	Fr.	Pineville, NC/Ardrey Kell
61	Sam Beckerman	PK	5-10	170	R-Jr.	Toronto, ONT/North Toronto College Institute
62	Reid Althoff	DT	6-4	240	R-Jr.	Sarasota, FL/Riverview
63	Je'Vionte' Nash	OL	6-3	280	Fr.	Orange Park, FL/Oak Leaf
65	Josh Harris	OL	6-4	305	Sr.	Milton, GA/Milton
66	Rocco Esposito	OL	6-5	320	R-Jr.	Coraopolis, PA/Sto-Rox
67	Taylor Chambers	OL	6-8	305	R-Jr.	Columbia, SC/Irmo
68	Patrick Osterhage	OL	6-4	290	R-So.	Centerville, OH/Centerville
70	Ryan Anderson	OL	6-6	300	R-So.	Raleigh, NC/The Hun School (NJ)
71	Nathan Gilliam	OL	6-5	285	R-Fr.	Knoxville, TN/Farragut
73	Jake Benzinger	OL	6-7	285	R-Fr.	Williamston, MA/Mt Greylock
74	Phil Haynes	OL	6-4	300	R-So.	Raleigh, NC/Enloe
75	Justin Herron	OL	6-5	300	R-So.	Silver Spring, MD/Bullis
78	Tyler Hayworth	OL	6-4	325	R-Sr.	Kingsport, TN/Dobyns-Bennett
79	Cameron Gardner	OL	6-5	275	R-Jr.	Bailey, NC/Southern Nash
80	Jeremiah Brown	WR	6-2	180	Fr.	High Point, NC/Southwest Guilford
81	Steven Claude	WR	6-2	195	R-Fr.	Miami, FL/Champagnat Catholic
82	Cooper Hearn	WR	6-1	185	Fr.	Charlotte, NC/Myers Park
83	Davis Johnson	WR	5-11	185	Fr.	Alpharetta, GA/Milton
84	Malik Grate	WR	6-0	160	Fr.	Anderson, SC/Pendleton
85	Cam Serigne	TE	6-3	250	R-Jr.	Ashburn, VA/Briar Woods
86	Jack Freudenthal	TE	6-3	220	R-Fr.	Glen Allen, VA/Trinity Episcopal
87	Thomas Cole	TE	6-5	230	Fr.	Wellsburg, WV/Brooke
88	Jared Crump	WR	6-3	205	R-Sr.	St. John's, FL/Bartram Trail
89	Greg Dortch	WR	5-9	160	Fr.	Richmond, VA/Highland Springs
90	Sulaiman Kamara	DL	6-2	275	Fr.	Richmond, VA/Hermitage
91	Chase Wilson	LS	6-2	215	R-Jr.	Mooresville, NC/Mooresville
92	Cade Luedde	WR	6-5	230	Fr.	Houston, TX/St. John's
94	Emmanuel Walker	DL	6-4	220	Fr.	Holly Hill, SC/Lake Marion
95	Shelldon Lewinson	DL	6-2	275	R-Sr.	Seffner, FL/Armwood
96	Chris Stewart	DT	6-3	290	R-So.	Petal, MS/Petal
97	Ben Brown	PK	6-2	175	R-Fr.	Chevy Chase, MD/Bullis
98	Carlos Basham	DL	6-5	260	Fr.	Roanoke, VA/Northside
98	Adam Centers	PK	6-0	205	R-So.	Coppell, TX/Coppell
99	Augustus Fortune	LB	6-0	210	Fr.	Columbia, TN/Knoxville Catholic

WAKE FOREST FOOTBALL STAFF

Position	Name	Alma Mater	Year at Wake
Head Coach	Dave Clawson	Williams, 1989	3rd
Assistant HC/Wide Receivers	Kevin Higgins	West Chester, 1977	3rd
Defensive Coordinator/Safeties	Mike Elko ^	Pennsylvania, 1999	3rd
Offensive Coordinator/Quarterbacks	Warren Ruggiero ^	Delaware, 1988	3rd
Special Teams Coordinator/Tight Ends	Adam Scheier	Dartmouth, 1995	3rd
Running Backs	John Hunter	Bowling Green, 1988	3rd
Offensive Line	Nick Tabacca	Ball State, 2004	3rd
Linebackers	Clark Lea	Vanderbilt, 2004	1st
Defensive Line	Dave Cohen	C.W. Post, 1988	3rd
Secondary	Derrick Jackson	Duke, 1993	5th
Assistant AD/Football	Bill Faircloth	Wake Forest, 1964	42nd*
Graduate Assistant (Off.)	David "Chief" Kekuewa ^	Bowling Green, 2014	3rd
Graduate Assistant (Off.)	Taylor Redd	Bowling Green, 2014	3rd
Graduate Assistant (Def.)	Seth Payne	Moravian, 2012	2nd
Graduate Assistant (Def.)	Greg Jones ^	Bucknell, 2010	1st
Video Coordinator	Ben Cauthen	South Carolina, 2007	3rd
Director of Football Operations	Jordan Jarry	Georgetown, 2005	3rd
Video & Operations Assistant	John Ford, Jr.	Rutgers, 2013	2nd
Director of High School Relations	Warren Belin	Wake Forest, 1990	8th*
Director of Player Personnel	Bill Rees	Ohio Wesleyan, 1976	3rd
Recruiting Assistant	Briana Brewer	Wake Forest, 2015	2nd
Recruiting Assistant	Aaron Foster	Bowling Green, 2014	2nd
Recruiting Assistant	Steven Bravo-Brown	South Florida, 2014	1st
Recruiting Assistant	Chris Coulter	Florida State, 2012	1st

^ seated in pressbox during games

* includes seasons as either a graduate assistant and/or student-athlete

2016 WAKE FOREST FOOTBALL GAME NOTES

2016 RESULTS & STATISTICS

2016 SEASON RESULTS (5-3, 2-2 ACC)

Date	Opponent	Score	Overall	ACC	Time	Attend
Sept. 1	TULANE	W, 7-3	1-0	0-0	2:58	24,398
Sept. 10	at Duke *	W, 24-14	2-0	1-0	3:18	21,077
Sept. 17	DELAWARE	W, 38-21	3-0	1-0	3:14	25,972
Sept. 24	at Indiana	W, 33-28	4-0	1-0	3:35	45,519
Oct. 1	at NC State *	L, 16-33	4-1	1-1	3:25	58,200
Oct. 8	SYRACUSE *	W, 28-9	5-1	2-1	3:24	25,162
Oct. 15	at #14 Florida State *	L, 6-17	5-2	2-2	3:23	77,102
Oct. 29	ARMY WEST POINT	L, 13-21	5-3	2-2	3:12	27,948
Nov. 5	VIRGINIA *					
Nov. 12	at Louisville *					
Nov. 19	CLEMSON *					
Nov. 26	BOSTON COLLEGE *					

Home games in **BOLD CAPS**; *ACC game

DEFENSIVE STATISTICS

DEFENSE	GP	Solo	Ast	Total	TFL-Yds	Sacks	Int-Yds	BrUp	QBH	FR-Yds	FF	Blk	Saf
8 Marquel Lee	8	40	24	64	12.0-38	4.0-24	.	.	2	.	3	.	.
3 Jessie Bates	8	43	16	59	1.0-2	.	4-119
22 Ryan Janvion	8	29	11	40	1.0-3	.	1-0	.	.	1-0	.	.	.
26 Thomas Brown	8	24	16	40	3.5-13	1.5-8	.	3	1	.	1	.	.
25 Brad Watson	8	30	7	37	.	.	2-7	2	.	.	1	1	.
53 Duke Ejiofor	8	22	10	32	12.5-71	7.5-53	.	3	4	2-0	2	.	.
6 Jaboree Williams	8	19	8	27	5.0-22	2.0-16	.	.	2
50 Grant Dawson	8	14	12	26	0.5-0	.	1-6	1	1
2 Cameron Glenn	7	19	7	26	1.0-1	2-88	1	.	.
14 Wendell Dunn	8	15	7	22	4.0-11	1.5-9	.	.	1
40 Josh Banks	7	12	7	19	2.5-8	0.5-3	.	.	1	1-39	1	.	.
21 Essang Bassey	8	12	2	14	1.5-2	.	.	3	.	1-0	.	.	.
23 Justin Strnad	8	8	5	13
34 Demetrius Kemp	5	7	6	13	3.5-15	1.0-10	.	1	1
48 Willie Yarbary	7	7	4	11
96 Chris Stewart	8	9	2	11	2.0-11	1.0-4	.	1	2	.	.	1	.
24 Josh Okonye	8	8	2	10	0.5-0	.	.	2	1
42 Julian Jackson	8	5	4	9	3.0-22	3.0-22	1	.	.
51 Chris Calhoun	8	5	4	9	.	.	.	1
10 Amari Henderson	6	7	2	9	.	.	1-0	6
95 Sheldon Lewinson	5	6	2	8	1.0-1	.	.	.	3	1-0	.	.	.
17 Traveon Redd	7	4	3	7
45 Paris Black	8	4	3	7	.	.	.	1	1
11 Dionte Austin	8	5	.	5
85 Cam Serigne	7	1	1	2
54 Elontae Bateman	3	1	1	2	0.5-0
81 Steven Claude	8	1	1	2
20 Dezmond Wortham	8	2	.	2
36 Cade Carney	5	2	.	2
73 Jake Benzinger	6	1	.	1
15 Garrett Wilson	6	.	1	1
35 Nate Mays	8	1	.	1
10 John Wolford	8	1	.	1
TM TEAM	7	1	.	1
57 Ali Lamot	3	1
Total.....	8	365	168	533	55-220	22-149	9-132	24	21	8-127	10	2	.
Opponents.....	8	316	214	530	38.0-176	18-99	8-56	32	16	4-7	7	.	1

SPECIAL TEAMS TACKLES

17 Redd.....6	25 Watson.....3	34 Kemp.....2	36 Carney.....1	85 Serigne.....1
50 Dawson.....3	21 Bassey.....2	8 Lee.....2	81 Claude.....1	15 Wilson.....1
22 Janvion.....3	45 Black.....2	20 Wortham.....2	35 Mays.....1	
23 Strnad.....3	42 Jackson.....2	26 Brown.....1	24 Okonye.....1	

TEAM STATISTICS

	WF	OPP
SCORING	165	146
Points Per Game	20.6	18.2
Points Off Turnovers	40	31
FIRST DOWNS	147	158
Rushing	73	66
Passing	63	82
Penalty	11	10
RUSHING YARDAGE	1250	1073
Yards gained rushing	1452	1297
Yards lost rushing	202	224
Rushing Attempts	319	312
Average Per Rush	3.9	3.4
Average Per Game	156.2	134.1
TDs Rushing	13	10
PASSING YARDAGE	1424	1959
Comp-Att-Int	131-239-8	146-247-9
Average Per Pass	6.0	7.9
Average Per Catch	10.9	13.4
Average Per Game	178.0	244.9
TDs Passing	4	9
TOTAL OFFENSE	2674	3032
Total Plays	558	559
Average Per Play	4.8	5.4
Average Per Game	334.2	379.0
KICK RETURNS: #-Yards	17-264	16-351
PUNT RETURNS: #-Yards	11-38	14-165
INT RETURNS: #-Yards	9-132	8-56
KICK RETURN AVERAGE	15.5	21.9
PUNT RETURN AVERAGE	3.5	11.8
INT RETURN AVERAGE	14.7	7.0
FUMBLES-LOST	10-4	12-8
PENALTIES-Yards	36-297	45-410
Average Per Game	37.1	51.2
PUNTS-Yards	48-2082	44-1838
Average Per Punt	43.4	41.8
Net punt average	37.9	39.1
KICKOFFS-Yards	38-2427	31-1857
Average Per Kick	63.9	59.9
Net kick average	41.5	40.9
TIME OF POSSESSION/Game	30:23	29:37
3RD-DOWN Conversions	50/128	43/114
3rd-Down Pct	39%	38%
4TH-DOWN Conversions	5/11	4/11
4th-Down Pct	45%	36%
SACKS BY-Yards	22-149	18-99
MISC YARDS	0	-81
TOUCHDOWNS SCORED	19	19
FIELD GOALS-ATTEMPTS	11-14	4-10
ON-SIDE KICKS	0-1	0-0
RED-ZONE SCORES	(22-25) 88%	(17-26) 65%
RED-ZONE TOUCHDOWNS	(14-25) 56%	(15-26) 58%
PAT-ATTEMPTS	(18-18) 100%	(18-19) 95%
ATTENDANCE	103480	201898
Games/Avg Per Game	4/25870	4/50474
Neutral Site Games		0/0

SCORE BY QTRS. 1st 2nd 3rd 4th OT Total

Wake Forest	17	75	47	26	-	165
Opponents	53	27	31	35	-	146

2016 WAKE FOREST FOOTBALL GAME NOTES

2016 INDIVIDUAL STATISTICS

RUSHING	GP	Att	Gain	Loss	Net	Avg	TD	Long	Avg/G
Matt Colburn	8	98	425	8	417	4.3	1	29	52.1
John Wolford	8	78	450	88	362	4.6	5	37	45.2
Cade Carney	5	67	283	4	279	4.2	4	55	55.8
Kendall Hinton	3	25	142	17	125	5.0	2	32	41.7
Tyler Bell	6	18	92	0	92	5.1	1	15	15.3
Rocky Reid	3	18	51	2	49	2.7	0	9	16.3
Tabari Hines	8	1	5	0	5	5.0	0	5	0.6
Chuck Wade	8	2	4	2	2	1.0	0	4	0.2
TEAM	7	12	0	81	-81	-6.8	0	0	-11.6
Total.....	8	319	1452	202	1250	3.9	13	55	156.2
Opponents.....	8	312	1297	224	1073	3.4	10	49	134.1

PASSING	G	Effic	C-A	Int	Pct	Yds	TD	Lng	Avg/G
John Wolford	8	102.57	118-215	7	54.9	1230	4	48	153.8
Kendall Hinton	3	124.29	11-19	1	57.9	174	0	62	58.0
Kyle Kearns	2	73.60	2-5	0	40.0	20	0	15	10.0
Total.....	8	103.69	131-239	8	54.8	1424	4	62	178.0
Opponents.....	8	130.47	146-247	9	59.1	1959	9	75	244.9

RECEIVING	G	No.	Yds	Avg	TD	Long	Avg/G
Tabari Hines	8	28	347	12.4	2	48	43.4
Cortez Lewis	8	22	287	13.0	0	37	35.9
Chuck Wade	8	20	154	7.7	1	26	19.2
Cam Serigne	7	17	233	13.7	0	34	33.3
Alex Bachman	8	16	169	10.6	1	62	21.1
Matt Colburn	8	10	103	10.3	0	18	12.9
Cade Carney	5	8	37	4.6	0	9	7.4
Scotty Washington	8	5	58	11.6	0	26	7.2
Steven Claude	8	2	27	13.5	0	14	3.4
Devin Pike	8	2	9	4.5	0	8	1.1
Tyler Bell	6	1	0	0.0	0	0	0.0
Total.....	8	131	1424	10.9	4	62	178.0
Opponents.....	8	146	1959	13.4	9	75	244.9

TOTAL OFFENSE	G	Plays	Rush	Pass	Total	Avg/G
John Wolford	8	293	362	1230	1592	199.0
Matt Colburn	8	98	417	0	417	52.1
Kendall Hinton	3	44	125	174	299	99.7
Cade Carney	5	67	279	0	279	55.8
Tyler Bell	6	18	92	0	92	15.3
Rocky Reid	3	18	49	0	49	16.3
Kyle Kearns	2	5	0	20	20	10.0
Tabari Hines	8	1	5	0	5	0.6
Chuck Wade	8	2	2	0	2	0.2
TEAM	7	12	-81	0	-81	-11.6
Total.....	8	558	1250	1424	2674	334.2
Opponents.....	8	559	1073	1959	3032	379.0

SCORING	TD	FGs	Kick	Rush	Rcv	Pass	DXP	Saf	Points
Mike Weaver	0	11-14	18-18	0-0	0	0-0	0	0	51
John Wolford	5	0-0	0-0	0-0	0	0-1	0	0	30
Cade Carney	4	0-0	0-0	0-0	0	0-0	0	0	24
Tabari Hines	2	0-0	0-0	0-0	0	0-0	0	0	12
Kendall Hinton	2	0-0	0-0	0-0	0	0-0	0	0	12
Matt Colburn	1	0-0	0-0	0-0	0	0-0	0	0	6
Alex Bachman	1	0-0	0-0	0-0	0	0-0	0	0	6
Chuck Wade	1	0-0	0-0	0-0	0	0-0	0	0	6
Cameron Glenn	1	0-0	0-0	0-0	0	0-0	0	0	6
Jessie Bates	1	0-0	0-0	0-0	0	0-0	0	0	6
Tyler Bell	1	0-0	0-0	0-0	0	0-0	0	0	6
Total.....	19	11-14	18-18	0-0	0	0-1	0	0	165
Opponents.....	19	4-10	18-19	0-0	0	0-0	0	1	146

PUNTING	No.	Yds	Avg	Long	TB	FC	I20	Blkd
Dom Maggio	38	1670	43.9	67	5	8	17	0
Mike Weaver	10	412	41.2	57	0	3	3	0
Total.....	48	2082	43.4	67	5	11	20	0
Opponents.....	44	1838	41.8	72	4	18	9	0

KICKOFFS	No.	Yds	Avg	TB	OB	Retn	Net	YdLn
Mike Weaver	38	2427	63.9	20	2			
Total.....	38	2427	63.9	20	2	351	41.5	23
Opponents.....	31	1857	59.9	13	0	264	40.9	24

FIELD GOALS	FGM-A	Pct	1-19	20-29	30-39	40-49	50-99	Lg	Blk
Mike Weaver	11-14	78.6	0-0	2-2	6-7	3-5	0-0	46	0

FG SEQUENCE	Wake Forest	Opponents
Tulane	-	(41),43 ^B
Duke	(34)	30,43
Delaware	(42),31	-
Indiana	(46),(30)	36 ^B
NC State	(34),(29),(41)	(20),(48)
Syracuse	-	-
Florida State	(34),(29),40	47,(29)
Army West Point	(37),46,(34)	29

Numbers in parentheses indicate field goal was made. B=blocked

ALL PURPOSE	GP	Rush	Rec	PR	KOR	IR	Total	Avg/G
Matt Colburn	8	417	103	0	0	0	520	65.0
John Wolford	8	362	0	0	0	0	362	45.2
Tabari Hines	8	5	347	-3	0	0	349	43.6
Cade Carney	5	279	37	0	0	0	316	63.2
Cortez Lewis	8	0	287	0	0	0	287	35.9
Cam Serigne	7	0	233	0	0	0	233	33.3
Chuck Wade	8	2	154	0	16	0	172	21.5
Alex Bachman	8	0	169	0	0	0	169	21.1
Steven Claude	8	0	27	0	141	0	168	21.0
Jessie Bates	8	0	0	41	0	119	160	20.0
Kendall Hinton	3	125	0	0	0	0	125	41.7
John Armstrong	4	0	0	0	107	0	107	26.8
Tyler Bell	6	92	0	0	0	0	92	15.3
Scotty Washington	8	0	58	0	0	0	58	7.2
Rocky Reid	3	49	0	0	0	0	49	16.3
Devin Pike	8	0	9	0	0	0	9	1.1
Brad Watson	8	0	0	0	0	7	7	0.9
Grant Dawson	8	0	0	0	0	6	6	0.8
TEAM	7	-81	0	0	0	0	-81	-11.6
Total.....	8	1250	1424	38	264	132	3108	388.5
Opponents.....	8	1073	1959	165	351	56	3604	450.5

PUNT RETURNS	No.	Yds	Avg	TD	Long
Jessie Bates	7	41	5.9	0	25
Tabari Hines	4	-3	-0.8	0	2
Total.....	11	38	3.5	0	25
Opponents.....	14	165	11.8	0	58

KICK RETURNS	No.	Yds	Avg	TD	Long
Steven Claude	9	141	15.7	0	30
John Armstrong	7	107	15.3	0	22
Chuck Wade	1	16	16.0	0	16
Total.....	17	264	15.5	0	30
Opponents.....	16	351	21.9	0	35

INTERCEPTIONS	No.	Yds	Avg	TD	Long
Jessie Bates	4	119	29.8	1	55
Brad Watson	2	7	3.5	0	7
Ryan Janvion	1	0	0.0	0	0
Amari Henderson	1	0	0.0	0	0
Grant Dawson	1	6	6.0	0	6
Total.....	9	132	14.7	1	55
Opponents.....	8	56	7.0	0	31

FUMBLE RETURNS	No.	Yds	Avg	TD	Long
Cameron Glenn	2	88	44.0	1	83
Josh Banks	1	39	39.0	0	39
Total.....	3	127	42.3	1	83
Opponents.....	1	7	7.0	0	7

2016 WAKE FOREST FOOTBALL GAME NOTES

2016 GAME-BY-GAME STATISTICS

	TUL	DUKE	DEL	IND	NCSU	CUSE	FSU	ARMY	UVA	LOU	CLEM	BC
Total Offense	175	389	481	352	352	330	252	343				
	280	369	94	611	527	326	442	383				
Plays	55	65	87	79	67	73	66	66				
	70	78	42	79	76	66	75	73				
Rushing Yds.	79	239	302	180	69	190	68	123				
	146	37	56	115	200	158	123	238				
Passing Yds.	96	150	179	172	283	140	184	220				
	134	332	38	496	327	168	319	145				
Passes C-A-I	12-21-0	9-16-1	15-28-1	16-29-0	27-46-0	13-22-1	16-34-2	23-43-3				
	12-23-0	31-48-1	6-20-0	28-47-5	24-37-0	17-26-1	22-37-1	6-9-1				
Comp. Pct.	57.1	56.3	53.6	55.0	58.7	59.1	47.1	53.5				
	52.2	64.6	30.0	59.6	64.5	65.4	59.5	66.7				
1st Downs	10	13	29	21	23	21	13	17				
	14	21	8	25	28	14	27	21				
Field Goals	0-0	1-1	1-2	2-2	3-3	0-0	2-3	2-3				
	1-2	0-2	0-0	0-1	2-2	0-0	1-3	0-1				
Punting	8-40.2	7-46.4	1-49.0	9-40.3	6-46.8	6-41.0	6-44.7	5-45.6				
	5-41.8	7-38.6	7-42.1	3-42.0	4-54.5	10-41.5	5-37.2	3-39.7				
Time of Poss.	25:04	32:32	39:56	33:53	25:56	34:04	27:34	24:03				
	34:56	27:28	20:04	26:07	34:04	25:56	32:26	35:57				
3rd Downs	7-15	6-17	10-17	8-20	4-14	7-16	5-16	3-13				
	8-20	5-15	2-9	5-14	7-14	5-16	4-12	7-14				
Turnovers	3	2	2	0	0	2	3	3				
	1	3	0	5	0	2	4	2				
Penalties	5-45	4-24	6-60	5-40	3-38	1-5	5-40	7-45				
	4-30	5-22	1-5	9-84	13-144	7-63	4-42	2-20				
Punt Returns	2-1.0	1-1.0	1-(-6.0)	2-1.0	1-6.0	3-2.7	1-25.0	0-0				
	2-5.0	3-14.3	0-0.0	3-12.3	3-3.7	0-0	0-0	3-21.3				
Kickoff Returns	1-30.0	1-8.0	1-25.0	0-0.0	7-12.1	1-21.0	2-17.0	4-15.2				
	1-22.0	1-20.0	3-24.0	4-24.5	3-18.3	3-20.7	1-22.0	0-0				
Sacks By Defense	4-28	5-24	1-11	2-12	1-4	5-31	3-30	1-9				
	1-3	4-15	1-9	2-6	4-24	1-6	5-36	0-0				

Wake Forest totals on top; Opponents on bottom.

2016 STARTING LINEUPS

OFFENSE

	QB	RB	TE	WR	WR	WR	LT	LG	C	RG	RT
TULANE	Wolford	Carney	Serigne	Washington	Hines	Bachman	Herron	Hayworth	Harris	Haynes	Anderson
at Duke	Wolford	Carney	Serigne	Lewis	Wade	Bachman	Herron	Hayworth	Harris	Haynes	Anderson
DELAWARE	Hinton	Colburn	Serigne	Lewis	Hines	Bachman	Benzinger	Hayworth	Harris	Haynes	Anderson
at Indiana	Wolford	Colburn	Serigne	Lewis	Wade	Bachman	Herron	Hayworth	Harris	Haynes	Anderson
at NC State	Wolford	Colburn	Serigne	Lewis	Wade	Bachman	Herron	Hayworth	Harris	Haynes	Anderson
SYRACUSE	Wolford	Carney	Serigne	Pike (TE)	Hines	Bachman	Herron	Hayworth	Terry	Haynes	Anderson
at Florida State	Wolford	Carney	Argenzio	Pike (TE)	Wade	Bachman	Herron	Hayworth	Terry	Haynes	Anderson
ARMY	Wolford	Carney	Serigne	Lewis	Hines	Bachman	Herron	Hayworth	Harris	Haynes	Anderson
VIRGINIA											
at Louisville											
CLEMSON											
BOSTON COLLEGE											

DEFENSE

	DE	DT	NT	DE	ILB	ILB	ROV	CB	FS	SS	CB
TULANE	Ejorfor	Yarbary	Stewart	Dunn	Williams	Lee	Kemp	Watson	Janvion	Bates	Austin
at Duke	Ejorfor	Lewinson	Banks	Dunn	Dawson	Lee	Kemp	Watson	Janvion	Glenn	Austin
DELAWARE	Ejorfor	Stewart	Banks	Dunn	Dawson	Lee	Brown	Watson	Janvion	Glenn	Henderson
at Indiana	Ejorfor	Stewart	Banks	Dunn	Williams	Lee	Brown	Watson	Janvion	Bates	Henderson
at NC State	Ejorfor	Stewart	Banks	Dunn	Williams	Lee	Brown	Watson	Janvion	Bates	Henderson
SYRACUSE	Ejorfor	Stewart	Banks	Dunn	Kemp	Lee	Brown	Watson	Janvion	Bates	Henderson
at Florida State	Ejorfor	Stewart	Banks	Dunn	Williams	Lee	Brown	Watson	Janvion	Bates	Bassey
ARMY	Ejorfor	Stewart	Banks	Dunn	Williams	Lee	Brown	Watson	Janvion	Bates	Bassey
VIRGINIA											
at Louisville											
CLEMSON											
BOSTON COLLEGE											

2016 WAKE FOREST FOOTBALL GAME NOTES

2016 MISCELLANEOUS STATISTICS

WAKE FOREST BIG PLAYS (35+ YARDS)

Yards	Play	Opp	Qtr	Player(s)
83*	Fumble Return	Syracuse	4	Glenn
62	Pass	Duke	4	Bachman from Hinton
55*	Run	Duke	3	Carney
55*	Interception	Indiana	2	Bates
48	Pass	Army West Point	1	Hines from Wolford
40	Pass	NC State	3	Hines from Wolford
39	Interception	Indiana	1	Bates
39	Fumble Return	Florida State	4	Banks
37	Pass	Duke	2	Lewis from Hinton
37*	Run	Syracuse	4	Wolford
35	Pass	NC State	1	Hines from Wolford

* Play resulted in a touchdown.

OPPONENT BIG PLAYS (35+ YARDS)

Yards	Play	Opp	Qtr	Player(s)
75*	Pass	Indiana	1	Westbrook from Lagow
65	Pass	Indiana	3	Jones from Lagow
59	Pass	Duke	2	Taylor from Jones
58	Pass	Florida State	2	Rudolph from Francois
58	Punt Return	Army West Point	2	McGue
56	Pass	Duke	3	Nash from Jones
50	Pass	Indiana	3	Jones from Lagow
49*	Pass	Indiana	4	Hale from Lagow
49	Run	Syracuse	2	Strickland
46	Pass	Tulane	4	Rounds from Cuilette
43*	Pass	Army West Point	1	Poe from Bradshaw
41	Pass	NC State	1	Louis from Finley
39	Pass	NC State	1	Louis from Finley
37	Run	Syracuse	4	Neal
36*	Pass	NC State	4	Harmon from Finley
36	Pass	Florida State	3	Rudolph from Francois
35	Kick return	Indiana	3	Williams
35	Pass	Army West Point	2	Poe from Bradshaw

* Play resulted in a touchdown.

THIRD DOWN ATTEMPTS BY DISTANCE

Yards	WFU	Pct.	Opp.	Pct.
1-2	19-28	67.9	16-23	69.6
3-4	11-21	52.4	11-19	57.9
5-9	14-49	28.6	10-41	24.4
10+	6-30	20.0	6-31	19.4
Total	50-129	38.8	43-114	37.7

FOURTH DOWN ATTEMPTS BY DISTANCE

Yards	WFU	Pct.	Opp.	Pct.
1-2	5-6	83.3	3-4	75.0
3-4	0-2	0.0	0-1	0.0
5-9	0-1	0.0	0-2	0.0
10+	0-2	0.0	1-4	25.0
Total	5-11	45.5	4-11	36.4

LONGEST CONVERSIONS

	Wake Forest	Opponent	Wake Forest	Opponent
TULANE	3-9 (1Q)	3-20 (4Q)	None	4-10 (4Q)
at Duke	3-10 (4Q)	3-6 (2Q)	None	4-1 (1Q)
DELAWARE	3-10 (2Q)	3-10 (2Q)	4-1 (4Q)	None
at Indiana	3-15 (4Q)	3-11 (4Q)	4-2 (1Q)	None
at NC State	3-16 (2Q)	3-20 (4Q)	None	4-1 (1Q)
SYRACUSE	3-6 (1Q)	3-9 (2Q)	4-1 (4Q)	4-2 (4Q)
at Florida State	3-16 (3Q)	3-5 (1Q)	None	None
ARMY WEST POINT	3-10 (4Q)	3-10 (2Q)	4-1 (4Q)	None
VIRGINIA				
at Louisville				
CLEMSON				
DUKE				

WAKE FOREST SCORING DRIVES

Game	Qtr	Pts	Plays	Yds	TOP	How
Tulane	2	7	12	53	4:12	Hinton 1yd run
Duke	2	7	6	85	2:51	Carney 7yd run
Duke	3	7	6	14	2:24	Carney 1yd run
Duke	4	7	3	64	1:11	Carney 55yd run
Duke	4	3	7	70	4:07	Weaver 34yd FG
Delaware	1	7	6	53	2:45	Hinton 10yd run
Delaware	1	3	8	43	2:55	Weaver 42yd FG
Delaware	2	7	8	71	3:04	Bell 15yd run
Delaware	2	7	14	75	5:33	Colburn 1yd run
Delaware	3	7	10	75	3:55	Bachman 4yd pass from Wolford
Delaware	3	7	8	70	4:06	Wolford 7yd run
Indiana	1	7	12	61	4:42	Wolford 4yd run
Indiana	2	7	-	-	-	Bates 55yd INT return
Indiana	2	7	6	80	1:58	Wade 26yd pass from Wolford
Indiana	3	3	5	15	1:37	Weaver 46yd FG
Indiana	3	3	8	54	3:24	Weaver 30yd FG
Indiana	4	6	12	75	5:40	Wolford 11yd run (2pt failed)
NC State	2	3	7	61	2:32	Weaver 34yd FG
NC State	2	3	10	70	3:51	Weaver 29yd FG
NC State	2	3	6	41	1:38	Weaver 41yd FG
NC State	3	7	7	69	3:10	Hines 9yd pass from Wolford
Syracuse	2	7	9	79	4:07	Wolford 7yd run
Syracuse	2	7	7	75	3:03	Wolford 37yd run
Syracuse	4	7	6	78	2:54	Carney 3yd run
Syracuse	4	7	-	-	-	Glenn 83yd fumble return
Florida State	2	3	8	56	3:17	Weaver 34yd FG
Florida State	3	3	7	18	2:19	Weaver 29yd FG
Army West Point	2	7	9	69	3:06	Hines 3yd pass from Wolford
Army West Point	3	3	7	16	1:51	Weaver 37yd FG
Army West Point	4	3	10	49	1:29	Weaver 34yd FG

WAKE FOREST'S LONGEST PLAYS OF THE SEASON

Rush: 55, Cade Carney at Duke (Sept. 10)

Rushing Touchdown: 55, Cade Carney at Duke (Sept. 10)

Pass: 62, Alex Bachman from Kendall Hinton at Duke (Sept. 10)

Passing Touchdown: 26, Chuck Wade from John Wolford at Indiana (Sept. 24)

Punt Return: 25, Jessie Bates at Florida State (Oct. 15)

Kick Return: 30, Steven Claude vs. Tulane (Sept. 1)

Interception Return: 55, Jessie Bates at Indiana (Sept. 24)

Fumble Return: 83, Cameron Glenn vs. Syracuse (Oct. 8)

Punt: 67, Dom Maggio at Florida State (Oct. 15)

Field Goal: 46, Mike Weaver at Indiana (Sept. 24)

RECEIVERS TARGETED

Player	G	Rec.	Targ.	%TT	Yds	TD
Hines	8	28	44	18.4	347	2
Lewis	8	22	39	16.3	287	0
Bachman	8	16	35	14.6	169	1
Wade	8	20	31	13.0	154	1
Serigne	7	17	30	12.6	233	0
Washington	8	5	18	7.5	58	0
Colburn	8	10	13	5.4	103	0
Claude	7	2	9	3.8	27	0
Carney	5	8	9	3.8	37	0
Pike	7	2	3	1.3	9	0
Bell	6	1	1	0.1	0	0
Throw Away	8	-	6	2.5	-	-
TEAM		131	239		1424	4

%TT = Percentage of total targets

2016 WAKE FOREST FOOTBALL GAME NOTES

2016 PARTICIPATION CHART

No.	Name	GP/GS	TUL	DUKE	DEL	IU	NCSU	CUSE	FSU	ARMY	UVA	LOU	CLEM	BC	TOTAL
70	Anderson, R	8/8	RT (57)	RT (67)	RT (69)	RT (83)	RT (70)	RT (74)	RT (67)	RT (68)					555
32	Argenzio, C	8/1	st (1)	st (3)	fb (10)	fb (13)	fb (13)	st (8)	TE (13)	fb (12)					73
18	Armstrong, J	5/0	dnp	dnp	dnp	st (2)	st (4)	st (11)	st (8)	st (6)					31
11	Austin, D	8/2	CB (56)	CB (46)	db (13)	db (25)	db (13)	st (10)	st (7)	st (2)					172
17	Bachman, A	8/8	WR (24)	WR (41)	WR (63)	WR (54)	WR (43)	WR (52)	WR (53)	WR (69)					399
40	Banks, J	7/7	inj	DT (63)	DT (21)	DT (77)	DT (67)	DT (55)	DT (67)	DT (63)					413
21	Bassey, E	8/2	db (20)	st (3)	st (15)	st (16)	st (15)	st (24)	CB (84)	CB (80)					257
54	Bateman, E	3/0	dl (19)	dl (28)	inj	inj	inj	inj	inj	dl (13)					60
3	Bates, J	8/6	SS (60)	db (72)	db (54)	SS (90)	SS (89)	SS (71)	SS (83)	SS (79)					598
27	Bell, T	7/0	inj	rb (9)	rb (15)	rb (27)	rb (17)	rb (3)	rb (20)	rb (11)					102
73	Benzinger, J	6/1	dnp	ol (13)	LT (47)	dnp	ol (1)	st (4)	st (5)	st (4)					74
45	Black, P	8/0	dl (10)	dl (42)	dl (28)	dl (55)	dl (38)	dl (27)	dl (23)	dl (14)					237
26	Brown, T	8/6	lb (40)	lb (68)	LB (48)	LB (72)	LB (88)	LB (55)	LB (60)	LB (45)					476
51	Calhoun, C	8/0	dl (39)	dl (26)	dl (15)	dl (20)	dl (27)	dl (15)	dl (22)	dl (23)					187
36	Carney, C	5/5	RB (30)	RB (46)	inj	inj	inj	RB (53)	RB (36)	RB (23)					188
67	Chambers, T	1/0	dnp	dnp	ol (4)	dnp	dnp	dnp	dnp	dnp					4
81	Claude, S	8/1	WR (43)	wr (23)	wr (34)	wr (40)	wr (37)	wr (30)	wr (20)	wr (7)					234
22	Colburn, M	8/3	rb (29)	rb (20)	RB (43)	RB (57)	RB (35)	rb (19)	rb (12)	rb (34)					249
50	Dawson, G	8/2	lb (46)	LB (58)	LB (36)	lb (32)	lb (27)	lb (20)	lb (25)	lb (41)					285
52	Diemel, D	2/1	dnp	dnp	dnp	dnp	dnp	dnp	st (6)	LS (9)					15
14	Dunn, W	8/8	DE (52)	DE (62)	DE (34)	DE (61)	DE (52)	DE (38)	DE (45)	DE (56)					400
53	Ejiofor, D	8/8	DE (46)	DE (48)	DE (34)	DE (52)	DE (59)	DE (47)	DE (48)	DE (61)					395
86	Freudenthal, J	8/0	st (6)	st (12)	te (9)	st (5)	st (7)	st (2)	st (8)	te (5)					54
71	Gilliam, N	8/0	ol (16)	ol (6)	ol (67)	ol (8)	ol (9)	st (4)	st (3)	ol (7)					120
2	Glenn, C	7/2	db (46)	SS (59)	SS (19)	inj	db (35)	db (27)	db (52)	db (34)					272
65	Harris, J	6/6	C (57)	C (71)	C (80)	C (77)	C (30)	inj	inj	C (69)					384
74	Haynes, P	8/8	RG (41)	RG (65)	RG (82)	RG (85)	RG (57)	RG (74)	RG (67)	RG (69)					540
78	Hayworth, T	8/8	LG (57)	LG (71)	LG (90)	LG (89)	LG (74)	LG (78)	LG (71)	LG (72)					602
10	Henderson, A	5/4	inj	db (38)	CB (18)	CB (65)	CB (79)	CB (75)	inj	inj					275
75	Herron, J	7/7	LT (56)	LT (53)	inj	LT (81)	LT (64)	LT (74)	LT (65)	LT (68)					461
1	Hines, T	8/4	WR (28)	wr (22)	WR (40)	wr (26)	wr (37)	WR (43)	wr (42)	WR (35)					273
2	Hinton, K	3/1	qb (17)	qb (56)	QB (15)	inj	inj	inj	inj	inj					88
42	Jackson, J	8/0	lb (11)	lb (27)	lb (22)	lb (12)	lb (9)	lb (9)	lb (24)	lb (15)					129
22	Janvion, R	8/8	FS (52)	FS (57)	FS (45)	FS (97)	FS (57)	FS (47)	FS (54)	FS (51)					460
8	Kearns, K	2/0	dnp	dnp	qb (7)	dnp	qb (5)	dnp	dnp	dnp					12
34	Kemp, D	5/3	LB (61)	LB (23)	inj	inj	inj	LB (41)	lb (32)	lb (47)					204
57	Lamot, A	3/0	dnp	dnp	dl (16)	dl (5)	dl (7)	dnp	dnp	dnp					28
13	Latter, J	3/0	st (4)	st (4)	dnp	dnp	dnp	dnp	st (4)	dnp					12
8	Lee, M	8/8	LB (66)	LB (87)	LB (46)	LB (82)	LB (83)	LB (75)	LB (84)	LB (87)					610
95	Lewinson, S	6/1	dl (52)	DT (40)	inj	inj	dl (15)	dl (43)	dl (24)	dl (2)					176
15	Lewis, C	8/5	wr (15)	WR (41)	WR (50)	WR (42)	WR (46)	wr (48)	wr (50)	WR (56)					348
46	Luedeke, N	8/0	st (1)	st (5)	st (7)	st (5)	st (4)	st (4)	st (3)	st (4)					33
48	Maggio, D	8/6	P (9)	P (12)	st (7)	st (5)	P (10)	P (10)	P (10)	P (9)					72
35	Mays, N	8/0	st (2)	lb (12)	lb (15)	lb (11)	lb (12)	st (8)	st (8)	st (8)					76
44	McNeil, K	4/0	dnp	dnp	lb (6)	lb (17)	st (5)	st (6)	dnp	dnp					34
24	Okonye, J	8/0	db (20)	db (43)	db (34)	db (49)	db (27)	db (37)	db (26)	st (12)					248
68	Osterhage, P	8/0	st (1)	st (5)	ol (13)	st (5)	ol (17)	st (4)	st (3)	st (4)					52
28	Pearcey, C	1/0	dnp	dnp	st (2)	dnp	dnp	dnp	dnp	dnp					2
41	Pike, D	8/2	te (15)	te (32)	te (29)	te (34)	te (13)	TE (28)	TE (68)	te (9)					228
17	Redd, T	6/0	dnp	st (10)	db (12)	db (16)	st (11)	st (12)	st (7)	st (5)					73
4	Reid, R	3/0	rb (5)	dnp	rb (31)	dnp	rb (18)	dnp	dnp	dnp					54
85	Serigne, C	7/7	TE (52)	TE (75)	TE (81)	TE (97)	TE (80)	TE (79)	inj	TE (58)					522
96	Stewart, C	8/7	DT (62)	dl (22)	DT (30)	DT (53)	DT (58)	DT (25)	DT (61)	DT (67)					378
23	Strnad, J	8/0	st (8)	lb (34)	lb (7)	lb (38)	lb (26)	st (8)	lb (14)	st (12)					147
55	Terry, A	5/2	dnp	dnp	ol (15)	ol (12)	ol (43)	C (74)	C (68)	dnp					212
89	Wade, C	8/4	wr (39)	WR (41)	wr (46)	WR (62)	WR (47)	wr (44)	WR (35)	wr (34)					348
7	Washington, S	8/1	WR (40)	wr (27)	wr (32)	wr (39)	wr (35)	wr (20)	wr (10)	wr (15)					226
25	Watson, B	8/8	CB (86)	CB (89)	CB (41)	CB (95)	CB (91)	CB (71)	CB (85)	CB (82)					640
7	Weaver, M	8/8	K (3)	K (9)	K/P (15)	K/P (19)	K (9)	K (10)	K (6)	K (8)					79
6	Williams, J	7/5	LB (42)	inj	lb (2)	LB (46)	LB (60)	lb (37)	LB (66)	LB (44)					297
15	Wilson, G	7/7	LS (9)	LS (12)	LS (8)	LS (14)	LS (10)	LS (10)	LS (4)	dnp					67
10	Wolford, J	8/7	QB (39)	QB (12)	qb (67)	QB (83)	QB (66)	QB (74)	QB (68)	QB (68)					477
20	Wortham, D	8/0	db (10)	st (10)	st (12)	st (15)	db (17)	st (17)	st (15)	st (11)					118
48	Yarbary, W	7/1	DT (15)	inj	dl (11)	dl (24)	dl (23)	dl (12)	dl (21)	dl (19)					125

Starters in all CAPS // st = played only on special teams // -- = did not play // inj = missed game due to injury // susp = missed game due to suspension

2016 WAKE FOREST FOOTBALL GAME NOTES

2016 GAME RECAPS & BOX SCORES



GAME 1 WAKE FOREST 7, TULANE 3 SEPTEMBER 1, 2016 BB&T FIELD (24,398)

WINSTON-SALEM, N.C. — Wake Forest defeated Tulane 7-3 on Thursday night in the season opener at BB&T Field.

Quarterback Kendall Hinton rushed for the only touchdown of the night while fellow quarterback John Wolford finished 9-for-17 for 79 yards. Running back Matt Colburn finished the night with 29 yards receiving and 23 rushing yards.

The Deacons recorded four sacks on the night and seven tackles for a loss. Wake Forest blocked a Tulane field goal in the fourth quarter to hold Tulane to just three points for the game. Jessie Bates led Wake Forest with eight tackles including seven solo stops. The Demon Deacons had one turnover in the game with a forced fumble in the fourth quarter. Julian Jackson tallied five tackles including one solo sack and two half sacks and the forced fumble.

Tulane kicked a 41-yard field goal on its first possession of the game to take a 3-0 lead. The Deacons got on the board for the first time in the 2016 season with 14:16 left in the second quarter. Hinton converted a 4th-and-one as he scampered into the end zone. The drive was aided by a 13-yard run from Hinton down to the Tulane 11-yard line.

Wake Forest led 7-3 heading into the locker room at halftime. Tulane threatened early in the fourth quarter but was halted by a sack from Jackson and Duke Ejiofor. Chris Stewart blocked a Tulane 43-yard field goal attempt to keep it a 7-3 advantage for the Demon Deacons.

Tulane had a late possession in the red zone in the waning minutes of the fourth quarter. Cuiellette attempted a rush on fourth down and was marked short. On the final possession of the game, Jackson forced a fumble which was recovered by Shelldon Lewinson.

Scoring	1	2	3	4	Total
Tulane	3	0	0	0	3
Wake Forest	0	7	0	0	7

1st Quarter

TUL - DiRocco 41 yd field goal, 10:22

2nd Quarter

WF - Hinton 1 yd run (Weaver kick), 14:16

	TUL	WF
FIRST DOWNS	14	10
RUSHES-YARDS (NET)	47-146	34-79
PASSING YDS (NET)	134	96
Passes Comp-Att-Int	12-23-0	12-21-0
TOTAL OFFENSE PLAYS-YARDS	70-280	55-175
Fumble Returns-Yards	0-0	0-0
Punt Returns-Yards	2-10	2-2
Kickoff Returns-Yards	1-22	1-30
Interception Returns-Yards	0-0	0-0
Punts (Number-Avg)	5-41.8	8-40.2
Fumbles-Lost	1-1	0-0
Penalties-Yards	4-30	5-45
Possession Time	34:56	25:04
Third-Down Conversions	8 of 20	7 of 15
Fourth-Down Conversions	1 of 4	0 of 0
Red-Zone Scores-Chances	0-2	1-1
Sacks By: Number-Yards	1-3	4-28

RUSHING: TUL — Cuiellette 22-54; Hilliard 7-36; Badie 7-26; Thompson 6-21; Bradwell 4-6; Rounds 1-3. WF — Hinton 8-24; 11-23; Carney 7-21; Wolford 5-15

PASSING: TUL - Cuiellette 12-23-0-134. WF - Wolford 9-17-0-79; Hinton 3-4-0-17.

RECEIVING: TUL - Dace 4-38; Encalade 4-19; Rounds 1-46; Breaux 1-17; Hilliard 1-8; Thompson 1-6. WF - Serigne 3-15; Colburn 2-29; Bachman 2-17; Wade 2-14; Carney 2-13; Washington 1-8.



GAME 2 WAKE FOREST 24, DUKE 14 SEPTEMBER 10, 2016 WALLACE WADE STADIUM (21,077)

DURHAM, N.C. — Wake Forest took advantage of a dominant rushing effort to knock off in-state and ACC rival Duke, 24-14, on the road at Wallace Wade Stadium on Saturday evening.

The Demon Deacons (2-0, 1-0 ACC) totaled 239 yards on the ground, led by 108 yards on 17 carries and three scores from Cade Carney in just his second collegiate game. Kendall Hinton added 63 yards on 11 carries and Matt Colburn rushed eight times for 54 yards.

Wake Forest also utilized a strong defensive effort to knock off Duke (1-1, 0-1), recording five sacks, 10 tackles for loss, two fumble recoveries and an interception.

Duke Ejiofor forced both fumbles and recovered one of them and notched a career-high three sacks, one off the program record, and seven total tackles. Cameron Glenn had the other fumble recovery, while Brad Watson picked off his third-career pass, and Marquel Lee (10 tackles) and Wendell Dunn had a sack apiece.

Carney accounted for all three Wake Forest touchdowns, including a 7-yard score to knot the game at 7-7 in the second quarter, a 1-yard plunge to take a 14-7 lead in the third quarter, and a 55-yard scamper which broke a 14-14 tie in the third quarter.

Mike Weaver added a 34-yard field goal with 3:50 remaining in the contest to extend Wake Forest's lead to a two-possession game.

The Blue Devils responded with a 43-yard drive to get inside the Wake Forest 35-yard-line, before Watson intercepted a Daniel Jones pass. Jones went 31-for-48 passing for 332 yards and also rushed for a pair of touchdowns for Duke. The Blue Devils totaled 37 yards rushing on 30 carries.

Hinton took control of the quarterback position in the first half and finished 6-for-11 passing for 133 yards, which included a 62-yard completion to Alex Bachman, 37-yard pass to Cortez Lewis and 23-yard completion to Cam Serigne.

Scoring	1	2	3	4	Total
Wake Forest	0	7	14	3	24
Duke	7	0	7	0	14

1st Quarter

DU - Jones 1 yd run (Reed kick), 7:07

2nd Quarter

WF - Carney 7 yd run (Weaver kick), 6:58

3rd Quarter

WF - Carney 1 yd run (Weaver kick), 12:04

DU - Jones 2 yd run (Reed kick), 10:12

WF - Carney 55 yd run (Weaver kick), 4:02

4th Quarter

WF - Weaver 34 yd field goal, 4:07

	WF	DU
FIRST DOWNS	13	21
RUSHES-YARDS (NET)	49-239	30-37
PASSING YDS (NET)	150	332
Passes Comp-Att-Int	9-16-1	31-48-1
TOTAL OFFENSE PLAYS-YARDS	65-389	78-369
Fumble Returns-Yards	1-5	1-7
Punt Returns-Yards	1-1	3-43
Kickoff Returns-Yards	1-8	1-20
Interception Returns-Yards	1-7	1-3
Punts (Number-Avg)	7-46.4	7-38.6
Fumbles-Lost	2-1	2-2
Penalties-Yards	4-24	5-22
Possession Time	32:32	27:28
Third-Down Conversions	6 of 17	5 of 15
Fourth-Down Conversions	0 of 1	1 of 1
Red-Zone Scores-Chances	3-3	2-2
Sacks By: Number-Yards	5-24	4-15


RUSHING: WF - Carney 17-108; Hinton 11-63; Colburn 8-54; Bell 2-9; Wolford 6-8; Hines 1-5; Wade 1-minus 2. DU - Duncan 9-25; Jones 19-6; Wilson 2-6.

PASSING: WF - Hinton 6-11-1-133; Wolford 3-5-0-17. DU - Jones 31-48-1-332

RECEIVING: WF - Carney 2-9; Hines 2-9; Bachman 1-62; Lewis 1-37; Serigne 1-23; Pike 1-8; Wade 1-2. DU - Rahming 9-46; Nash 8-112; Lloyd 8-67; Duncan 4-27; Taylor 1-59; Helm 1-21.

2016 WAKE FOREST FOOTBALL GAME NOTES

2016 GAME RECAPS & BOX SCORES



GAME 3 WAKE FOREST 38, DELAWARE 21 SEPTEMBER 17, 2016 BB&T FIELD (25,972)

WINSTON-SALEM, N.C. -- Wake Forest defeated Delaware, 38-21, to improve to 3-0 for the 10th time in program history at BB&T Field on Saturday night.

After the Blue Hens (2-1) cut Wake Forest's lead to 17-14 in the second quarter, the Demon Deacons (3-0) responded with 21 straight points to pull away.

Wake Forest limited Delaware to 94 yards of total offense, while the Deacs gained 481 yards. The Demon Deacons rushed for 302 yards, surpassing the 300 yard mark for the first time since 2010.

Matt Colburn led the offensive effort with 24 carries for a career-high 118 yards and a touchdown.

John Wolford (seven rushes, 70 yards), Kendall Hinton (six rushes, 38 yards) and Tyler Bell (four rushes 32 yards) also tallied rushing touchdowns, and Rocky Reid carried 16 times for 47 yards.

In relief of Hinton, who sprained his knee in the first quarter, Wolford settled in after starting 0-for-4. Following that start, he finished the game 13-for-20 for 155 yards and a touchdown pass to Alex Bachman.

Wake Forest nearly doubled up Delaware in time of possession, controlling the ball for 39:56 compared to 20:04 for the Blue Hens. The Deacs ran more than twice as many plays (87-42).

Delaware kept the game close thanks to a pair of first-half turnovers inside the Wake Forest red zone, scoring touchdowns after each short field.

The Deacs jumped out to a 10-0 lead behind Hinton's 10-yard touchdown run and a 42-yard Mike Weaver field goal. The teams then traded touchdowns, with Diante Cherry making a 6-yard TD grab after an interception, then Bell scoring on a 15-yard run.

After a Thomas Jefferson 10-yard touchdown run made it 17-14, Wake Forest reeled off three straight drives of at least eight plays and 70 yards. Colburn had a 1-yard plunge, Bachman made a 4-yard catch, and Wolford had a 7-yard run, pushing the lead to 38-14.

Delaware recovered a fumble in the endzone in the fourth quarter to cap off the scoring.

Scoring	1	2	3	4	Total
Delaware	7	7	0	7	21
Wake Forest	10	14	14	0	38

1st Quarter

WF - Hinton 10 yd run (Weaver kick), 10:44

WF - Weaver 42 yd field goal, 2:48

DEL - Cherry 10 yd catch from Rankin (Raggo kick), 0:02

2nd Quarter

WF - Bell 15 yd run (Weaver kick), 11:58

DEL - Jefferson 10 yd run (Raggo kick), 6:17

WF - Colburn 1 yd run (Weaver kick), 0:44

3rd Quarter

WF - Bachman 4 yd pass from Wolford (Weaver kick), 11:05

WF - Wolford 7 yd run (Weaver kick), 4:45

4th Quarter

DEL - Randolph 0 yd fumble recovery (Raggo kick), 8:03

	DEL	WF
FIRST DOWNS	8	29
RUSHES-YARDS (NET)	22-56	59-302
PASSING YDS (NET)	38	179
Passes Comp-Att-Int	6-20-0	15-28-1
TOTAL OFFENSE PLAYS-YARDS	42-94	87-481
Fumble Returns-Yards	0-0	0-0
Punt Returns-Yards	0-0	1- minus 6
Kickoff Returns-Yards	3-72	1-25
Interception Returns-Yards	1-7	0-0
Punts (Number-Avg)	7-42.1	1-49.0
Fumbles-Lost	1-0	1-1
Penalties-Yards	1-5	6-60
Possession Time	20:04	39:56
Third-Down Conversions	2 of 9	10 of 17
Fourth-Down Conversions	1 of 4	2 of 2
Red-Zone Scores-Chances	3-3	5-6
Sacks By: Number-Yards	1-9	1-11

RUSHING: DEL - Rnaldolph 7-36; Jefferson 10-30; Cherry 1-1; Jarmon 1-0; Rankin 3-minus 11. WF - Colburn 24-118; Wolford 7-70; Reid 16-47; Hinton 6-38; Bell 4-32.

PASSING: DEL - Rankin 6-20-0-38. WF - Wolford 13-24-1-155; Hinton 2-4-0-24.

RECEIVING: DEL - Cherry 3-22; Verboys 1-13; Papale 1-5; Gallen 1-minus 2. WF - Hines 3-40; Bachman 3-17; Colburn 2-27; Lewis 2-24; Wade 2-14; Serigne 1-34; Claude 1-13; Washington 1-10.



GAME 4 WAKE FOREST 33, INDIANA 28 SEPTEMBER 24, 2016 MEMORIAL STADIUM (45,519)

BLOOMINGTON, Ind. -- Wake Forest remained unbeaten on the season, improving to 4-0, with a 33-28 victory at Indiana on Saturday at Memorial Stadium. The Demon Deacon defense intercepted five passes, including two by Jessie Bates, and John Wolford accounted for three touchdowns (two rushing, one passing) as Wake Forest won at a Big Ten school for the second time in school history.

The Demon Deacons are 4-0 to open a season for the first time since 2006, when they won the ACC title. It is their first four-game win streak since the 2011 season. The victory was also the 100th career win for head coach Dave Clawson, who improved to 100-98 overall.

John Wolford led the Demon Deacon offense, passing 16-of-29 for 172 yards and a touchdown, while rushing for 61 yards and two touchdowns. Matt Colburn rushed for 103 yards, becoming the first Wake Forest running back to post consecutive 100-yard games since Brandon Pendergrass in 2011. The Deacs' 33 points are most against an FBS opponent in the Clawson era.

The Hoosiers jumped out to a 7-0 lead as Nick Westbrook took a pass from Richard Lagow 75 yards for a touchdown on the game's first play from scrimmage. On its second possession, Indiana nearly doubled its lead, but Bates ended the threat with his first interception of the afternoon, returning it 39 yards out of the end zone.

Wake Forest drew even with a 12-play touchdown drive following that Bates' pick, capped by a four-yard run by Wolford.

The Demon Deacons took a 14-7 lead early in the second quarter as Bates grabbed his second interception of the day and returned it 55 yards for a touchdown. It was the first pick-six for a Deac since 2014 when Josh Banks accomplished the feat at Utah State.

After Watson blocked a Hoosier field goal attempt, Wake Forest extended the lead to 21-7 with a 6-play, 80-yard drive in the final minute of the first half. Chuck Wade hauled in a 26-yard pass from Wolford and maintained control as he crashed into the goalpost support, giving the Deacs a 14-point lead that they took into intermission.

In the third quarter, Mike Weaver's season-long 46-yard field goal, following the fourth Wake Forest interception of the day, pushed the advantage to 24-7. Indiana responded with a 2-play, 75-yard drive, finished by Westbrook's second touchdown catch of the game. Following Weaver's second field goal of the day, from 30 yards, Indiana answered with another touchdown drive, ending with a 1-yard run by Tyler Natee, to make the Deacon lead 27-21 through three quarters.

On the first drive of the final quarter, the Deacs went 75 yards over 12 plays and Wolford's second touchdown rush of the day, this time from 11 yards, pushed the advantage back to 12 points. The ensuing 2-point conversation attempt failed to keep the Wake Forest lead at 33-21.

Indiana scored on a 49-yard heave from Lagow to Donovan Hale with 11 seconds left to cut the final margin to 33-28, but Bates sealed the win as he recovered the Hoosiers' onside kick attempt.

Scoring	1	2	3	4	Total
Wake Forest	7	14	6	6	33
Indiana	7	0	14	7	28

1st Quarter

IND - Westbrook 75 yd pass from Lagow (Oakes kick), 14:47

WF - Wolford 4 yd run (Weaver kick), 2:56

2nd Quarter

WF - Bates 55 yd interception return (Weaver kick), 9:35

WF - Wade 26 yd pass from Wolford (Weaver kick), 0:58

3rd Quarter

WF - Weaver 46 yd field goal, 11:12

IND - Westbrook 10 yd pass from Lagow (Oakes kick), 10:39

WF - Weaver 30 yd field goal, 2:22

IND - Natee 1 yd run (Oakes kick), 0:39

4th Quarter

WF - Wolford 11 yd run (Wolford pass failed), 9:59

IND - Hale 49 yd pass from Lagow (Oakes kick), 0:11

	WF	IND
FIRST DOWNS	21	25
RUSHES-YARDS (NET)	50-180	32-115
PASSING YDS (NET)	172	796
Passes Comp-Att-Int	16-29-0	28-47-5
TOTAL OFFENSE PLAYS-YARDS	79-352	79-611
Fumble Returns-Yards	0-0	0-0
Punt Returns-Yards	2-2	3-37
Kickoff Returns-Yards	0-0	4-98
Interception Returns-Yards	5-100	0-0
Punts (Number-Avg)	9-40.3	3-42.0
Fumbles-Lost	0-0	0-0
Penalties-Yards	5-40	9-84
Possession Time	33:53	26:07
Third-Down Conversions	8 of 20	5 of 14
Fourth-Down Conversions	1 of 1	0 of 2
Red-Zone Scores-Chances	3-3	2-5
Sacks By: Number-Yards	2-12	2-6


RUSHING: IND - Redding 16-68; Gest 3-22; Williams 4-16; Majette 3-14; Natee 3-4; Lagow 3-minus 8. WF - Colburn 29-103; Wolford 14-61; Bell 6-17.

PASSING: IND - Lagow 28-47-5-3. WF - Wolford 16-29-0-1.

RECEIVING: IND - Jones 8-208; Paige 7-64; Westbrook 6-129; Redding 3-24; Hale 1-49; Timian 1-8; Friend 1-7; Majette 1-7. WF - Wade 6-59; Hines 3-52; Colburn 3-28; Bachman 1-14; Lewis 1-12; Serigne 1-7; Bell 1-0.

2016 WAKE FOREST FOOTBALL GAME NOTES

2016 GAME RECAPS & BOX SCORES



GAME 5 NC STATE 33, WAKE FOREST 16 OCTOBER 1, 2016 CARTER-FINLEY STADIUM (58,200)

RALEIGH, N.C. — Wake Forest spotted NC State 17 first-quarter points, and that margin proved to be the difference in a 33-16 loss at Carter-Finley Stadium on Saturday afternoon.

The Demon Deacons (4-1, 1-1 ACC) cut the Wolfpack (3-1, 1-0 ACC) lead to 10 by the end of the third quarter, but were never able to get back within single digits.

Tabari Hines led the offensive attack with career-highs of nine catches and 125 receiving yards, also hauling in his first

touchdown of the season. John Wolford went 25-of-41 for 263 yard and a touchdown in the turnover-free game.

Kicker Mike Weaver matched his career-high with three field goals. All three came in the second quarter, from 34 yards, 29 yards and 41 yards.

NC State totaled 527 yards of offense (200 rushing, 327 passing) compared to 352 for the Deacs (69 rushing, 283 passing). Ryan Finley completed 23-of-36 passes for 300 yards and a trio of touchdowns, while Matthew Dayes carried 24 times for 125 yards and a score.

The Wolfpack racked up 214 first-quarter yards en route to three drives of at least eight plays and 50 yards for 17 points. After Weaver's first field-goal, NCSU extended its lead to 23-3 early in the second quarter.

Weaver hit two more field goals to make it a two-score game at half, but the Wolfpack connected on a 48-yard field goal in the third quarter to extend the lead back to 17.

Wolford found Hines for a 9-yard touchdown late in the third to cap off the scoring for the Deacs.

Jessie Bates III racked up a career-high 15 tackles - 10 solo - to lead the defensive effort. Duke Ejirofor had a sack to bring his total to 5.5 through five contests.

Cortez Lewis (six catches) and Cam Serigne (five catches) each collected 52 receiving yards in the game.

Scoring	1	2	3	4	Total
Wake Forest	0	9	7	0	16
NC State	17	6	3	7	33

1st Quarter

ST - Dayes 6 yd run (Bambard kick), 11:32

ST - Bambard 20 yd field goal, 7:54

ST - Samuels 13 yd pass from Finley (Bambard kick), 1:23

2nd Quarter

WF - Weaver 34 yd field goal, 13:45

ST - Harmon 36 yd pass from Finley (Bambard kick failed), 10:12

WF - Weaver 29 yd field goal, 6:12

WF - Weaver 41 yd field goal, 3:03

3rd Quarter

ST - Bambard 48 yd field goal, 9:41

WF - Hines 9 yd pass from Wolford (Weaver kick), 2:25

4th Quarter

ST - Harmon 7 yd pass from Finley (Bambard kick), 5:53

	WF	ST
FIRST DOWNS	23	28
RUSHES-YARDS (NET)	21-69	39-200
PASSING YDS (NET)	283	327
Passes Comp-Att-Int	24-46-0	24-37-0
TOTAL OFFENSE PLAYS-YARDS	67-352	76-527
Fumble Returns-Yards	0-0	0-0
Punt Returns-Yards	1-6	3-11
Kickoff Returns-Yards	7-85	3-55
Interception Returns-Yards	0-0	0-0
Punts (Number-Avg)	6-46.8	4-54.5
Fumbles-Lost	2-0	0-0
Penalties-Yards	3-38	13-144
Possession Time	25:56	34:04
Third-Down Conversions	4 of 17	7 of 14
Fourth-Down Conversions	0 of 1	1 of 1
Red-Zone Scores-Chances	3-3	4-4
Sacks By: Number-Yards	1-4	4-24

RUSHING: WF - Colburn 10-39; Wolford 9-28; Reid 2-2. ST - Dayes 24-125; Samuels 2-24; Finley 6-17; Frasier 3-15; Gallaspy 2-11; Nichols 1-9; McClendon 1-minus 1.

PASSING: WF - Wolford 25-41-0-263; Kearns 2-5-0-15. ST - Finley 23-36-0-300; Meyers 1-1-0-27.

RECEIVING: WF - Hines 9-125; Lewis 6-52; Serigne 5-52; Wade 3-18; Washington 2-35; Bachman 1-2; Colburn 1-minus 1. ST - Smauels 7-50; Louis 4-102; Trowell 4-33; Harmon 2-43; Meyers 2-28; Cherry 2-17; Cook 1-27; Moss 1-17; Locklear 1-10.



GAME 6 WAKE FOREST 28, SYRACUSE 9 OCTOBER 8, 2016 BB&T FIELD (25,162)

WINSTON-SALEM, N.C. — Behind a stout defense, Wake Forest defeated Syracuse 28-9 on Saturday in a rainy and windy affair at BB&T Field. The Demon Deacons are now 5-1 to start the season for the first time since 2006.

The Demon Deacons (5-1, 2-1 ACC) held a potent Syracuse (2-4, 0-2 ACC) offense to just 168 yards passing and 158 rushing yards. Coming into the game, Syracuse ranked 24th in the NCAA with 495.0 yards per game and ended the game with

326.

Marquel Lee led the way on defense with 15 tackles including 12 solo stops and 5.5 tackles for loss. The defense forced two turnovers with an interception from Amari Henderson and an 83-yard fumble recovery touchdown by Cameron Glenn. As a team, the Deacons had 11 tackles for loss with five sacks.

Wake Forest made the most of the running game with the blustery conditions. Cade Carney registered 104 yards rushing with one touchdown while quarterback John Wolford ran for 94 yards and two touchdowns. Tight end Cam Serigne had four catches for 68 yards while Cortez Lewis had five catches for 42 yards.

Syracuse got on the board early in the first half with a safety after a botched Wake Forest snap. The Deacons tallied their first points of the game later in the quarter when Wolford led a drive which featured several key runs by Carney and a 25-yard pass to Serigne. The drive was capped off by a 7-yard touchdown run from Wolford.

Late in the second quarter, the Orange put together a 10-yard drive over 3:22 and scored off a 1-yard touchdown run from Dontae Strickland as Syracuse took a 9-7 lead.

In the waning minutes of the first half, Wolford ran a quarterback draw and scampered 37-yards for his second touchdown of the game. Wake Forest went into halftime leading 14-9. Syracuse threatened in the final seconds of the second quarter but Henderson intercepted the pass at the goal line which ended the half.

After both teams traded punts throughout most of the second half, Wake Forest marched down the field courtesy of a 28-yard pass to Serigne, three runs from Carney, and an 18-yard pass to Chuck Wade. The drive culminated with a 3-yard touchdown run from Carney. Wake Forest sealed the 28-9 win with a forced fumble from Brad Watson and was returned for an 83-yard touchdown by Glenn.

Scoring	1	2	3	4	Total
Syracuse	2	7	0	0	9
Wake Forest	0	14	0	14	28

1st Quarter

SU - Team safety, 11:38

2nd Quarter

WF - John Wolford 7 yd run (Weaver kick), 11:07

SU - Dontae Strickland 1 yd run (Murphy kick), 4:46

WF - Wolford 37 yd run (Weaver kick), 1:43

3rd Quarter

NONE

4th Quarter

WF - Carney 3 yd run (Weaver kick), 3:59

WF - Cameron Glenn 83 yd fumble recovery (Weaver kick), 1:30

	SU	WF
FIRST DOWNS	14	21
RUSHES-YARDS (NET)	40-158	51-190
PASSING YDS (NET)	168	140
Passes Comp-Att-Int	17-26-1	13-22-1
TOTAL OFFENSE PLAYS-YARDS	66-326	73-330
Fumble Returns-Yards	0-0	1-83
Punt Returns-Yards	0-0	3-8
Kickoff Returns-Yards	3-62	1-21
Interception Returns-Yards	1-0	1-0
Punts (Number-Avg)	10-41.5	6-41.0
Fumbles-Lost	2-1	4-1
Penalties-Yards	7-63	1-5
Possession Time	25:56	34:04
Third-Down Conversions	5 of 16	7 of 16
Fourth-Down Conversions	1 of 1	1 of 3
Red-Zone Scores-Chances	1-2	2-3
Sacks By: Number-Yards	1-6	5-31


RUSHING: SU - Strickland 13-74; Neal 5-42; Dungey 18-13; Fredericks 1-12; Estime 1-11; Phillips 1-5; Mahoney 1-1. WF - Carney 29-104; Wolford 12-94; Colburn 4-24; Bell 3-14

PASSING: SU - Dungey 16-25-1-156; Mahoney 1-1-0-12. WF - Wolford 13-22-1-140

RECEIVING: SU - Ishmael 5-56; Etta-Tawo 4-36; MacPherson 2-26; Fredericks 2-19; Strickland 2-18; Riley 2-13. WF - Lewis 5-42; Serigne 4-68; Bachman 2-6; Wade 1-18; Carney 1-6.

2016 WAKE FOREST FOOTBALL GAME NOTES

2016 GAME RECAPS & BOX SCORES



GAME 7 FLORIDA STATE 17, WAKE FOREST 6 OCTOBER 15, 2016 DOAK CAMPBELL STADIUM (77,102)

TALLAHASSEE, Fla. — Wake Forest played its first ranked opponent of the season, but fell to No. 14 Florida State 17-6 on Saturday at Doak Campbell Stadium. The Demon Deacon defense forced four Seminole turnovers, but couldn't take advantage on the scoreboard, falling to 5-2 overall (2-2 ACC). Florida State improved to 5-2 overall (2-2 ACC).

For the second straight week, Marquel Lee led the Demon Deacon defense, accumulating nine tackles, including 2.5

tackles-for-loss and one sack, while forcing two fumbles.

Wake Forest was led offensively by Cortez Lewis, who had six catches for 109 yards, posting his first-career 100-yard game.

Florida State took the early 3-0 lead on a field goal on the final play of the first quarter. Wake Forest answered early in the second quarter on Mike Weaver's first field goal of the afternoon. The Seminoles took advantage of a poor snap on a Demon Deacon punt, their third turnover of the opening half, to set up a short touchdown drive, capped by a 2-yard rush by quarterback Deondre Francois. Florida State took that 10-3 advantage into halftime.

On the opening drive of the second half, Lee hit FSU running back Dalvin Cook to force a fumble recovered by Ryan Janvion. Wake Forest used the short field to set up Weaver's second field goal of the afternoon to cut the Noles' lead to 10-6.

Florida State extended the advantage to 17-6 midway through the third quarter on Francois' 11-yard touchdown pass to Auden Tate.

In the fourth quarter, Lee's second forced fumble of the day on a strip-sack of Francois was recovered by Josh Banks and returned 39 yards deep into FSU territory. That turnover set-up a field goal attempt by Weaver that hit the left upright, keeping the deficit at 17-6.

Scoring	1	2	3	4	Total
Wake Forest	0	3	3	0	6
Florida State	3	7	7	0	17

1st Quarter

FSU - Ricky Aguayo 29 yd field goal, 0:00

2nd Quarter

WF - Weaver 34 yd field goal, 11:05

FSU - Francois 2 yd run (Aguayo kick), 3:16

3rd Quarter

WF - Weaver 29 yd field goal, 11:58

FSU - Tate 11 yd pass from Francois (Aguayo kick), 7:32

4th Quarter

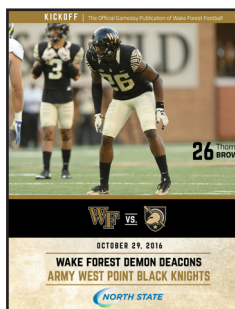
NONE

	WF	FSU
FIRST DOWNS	13	27
RUSHES-YARDS (NET)	32-68	38-123
PASSING YDS (NET)	184	319
Passes Comp-Att-Int	16-34-2	22-37-1
TOTAL OFFENSE PLAYS-YARDS	66-252	75-442
Fumble Returns-Yards	1-39	0-0
Punt Returns-Yards	1-25	0-0
Kickoff Returns-Yards	2-34	1-22
Interception Returns-Yards	1-0	2-15
Punts (Number-Avg)	6-44.7	5-37.2
Fumbles-Lost	1-1	3-3
Penalties-Yards	5-40	4-42
Possession Time	27:34	32:26
Third-Down Conversions	5 of 16	4 of 12
Fourth-Down Conversions	0 for 2	0 for 0
Red-Zone Scores-Chances	2-3	3-3
Sacks By: Number-Yards	3-30	5-36

RUSHING: WF - Carney 10-24; Wolford 15-20; Bell 3-20; Colburn 3-16. FSU - Cook 25-115; Patrick 2-15; Stevenson 1-minus 1; Francois 10-minus 6.

PASSING: WF - Wolford 16-34-2-184. FSU - Francois 22-37-1-319.

RECEIVING: WF - Lewis 6-109; Hines 4-42; Wade 3-16; Claude 1-14; Carney 1-2; Pike 1-1. FSU - Rudolph 13-238; Whitfield 3-29; Tate 2-20; Cook 1-11; Phillips 1-10; Izzo 1-9; Wilson 1-2.



GAME 8 WAKE FOREST 13, ARMY WEST POINT 6 OCTOBER 29, 2016 BB&T FIELD (27,948)

WINSTON-SALEM, N.C. - Army West Point scored two fourth-quarter touchdowns to down Wake Forest 21-13 on Saturday afternoon at BB&T Field.

Wake Forest (5-3, 2-2 ACC) led 10-7 after three quarters but could not stop the Army West Point (5-3) rushing attack in the fourth quarter. Army West Point rushed for 107 yards in the final frame and was 3-for-3 on third downs. Wake Forest could not solve the Army West Point defense in the fourth quarter and managed just 64 total yards as the Black Knights held the ball for 11:11.

Quarterback John Wolford completed 23 passes for 220 yards and a touchdown. Wolford also rushed for 66 yards. Running back Matt Colburn tacked on 40 rushing yards while Tabari Hines had a team high 78 receiving yards and one touchdown catch. Alex Bachman had six catches for 51 yards.

Marquel Lee had another stellar night on defense with 12 tackles and five for loss. Jaboree Williams had three tackles for loss including a sack. Jessie Bates III had an interception for the Deacons while Thomas Brown and Cameron Glenn each had a forced fumble.

The Black Knights made it a 7-0 game midway through the first quarter with a 43-yard touchdown pass from quarterback Ahmad Bradshaw to Edgar Poe.

Wake Forest tied the game up in the second quarter following a nine-play, 69-yard drive. After a 13-yard draw play from Colburn, a 13-yard rush from Wolford led the Deacons to the Army West Point 3-yard line.

On the ensuing play, Wolford connected with Hines for a 3-yard touchdown pass. Wake Forest and Army West Point headed into the locker room at halftime tied 7-7.

Wake Forest forced an Army West Point turnover on the Black Knights first drive of the third quarter. Brown forced the fumble which was recovered by Duke Ejofor. The fumble recovery put the Deacons on the Army West Point 35-yard line. Mike Weaver kicked a 37-yard field goal later in the drive as Wake Forest took a 10-7 lead.

With the Black Knights marching down the field late in the third quarter, Bates picked off a pass in the end zone and returned it to the Wake Forest 25-yard line. It was his fourth interception of the season.

Army West Point took a 14-10 lead early in the fourth quarter after an 11-yard touchdown from Ahmad Bradshaw. The Black Knights added a touchdown with 2:54 left in the game as Darnell Woolfolk powered through for a 6-yard score.

Wake Forest kicked a 34-yard field goal with 1:25 left in the game but Army West Point closed out the game for the 21-13 victory.

Scoring	1	2	3	4	Total
Army West Point	7	0	0	14	21
Wake Forest	0	7	3	3	13

1st Quarter

ARMY - Poe 43 yd pass from Bradshaw (Wilson kick), 7:54

2nd Quarter

WF - Hines 3 yd pass from Wolford (Weaver kick), 7:43

3rd Quarter

WF - Weaver 37 yd field goal, 12:02

4th Quarter

ARMY - Bradshaw 11 yd run (Wilson kick), 11:45

ARMY - Woolfolk 6 yd run (Wilson kick), 2:54

WF - Weaver 34 yd field goal, 1:24

	ARMY	WF
FIRST DOWNS	21	17
RUSHES-YARDS (NET)	64-238	23-123
PASSING YDS (NET)	145	220
Passes Comp-Att-Int	6-9-1	23-43-3
TOTAL OFFENSE PLAYS-YARDS	73-383	66-343
Fumble Returns-Yards	0-0	0-0
Punt Returns-Yards	3-64	0-0
Kickoff Returns-Yards	0-0	4-61
Interception Returns-Yards	3-31	1-25
Punts (Number-Avg)	3-39.7	5-45.6
Fumbles-Lost	3-1	0-0
Penalties-Yards	2-20	7-45
Possession Time	35:57	24:03
Third-Down Conversions	7 of 14	3 of 13
Fourth-Down Conversions	0 for 2	1 for 1
Red-Zone Scores-Chances	2-4	3-3
Sacks By: Number-Yards	3-30	5-36

RUSHING: ARMY - Bradshaw 27-65; Davidson 9-47; Walker 6-45; Woolfolk 11-42; Trainor 2-14; Asberry 2-11; Drake 2-8; Carter 3-8. WF - Wolford 10-66; Colburn 8-40; Carney 4-13; Wade 1-4.

PASSING: ARMY - Bradshaw 6-8-1-145; Carter 0-1-0-0. WF - Wolford 23-43-3-220.

RECEIVING: ARMY - Poe 4-122; Asberry 1-17; Ejekam 1-6. WF - Hines 7-79; Bachman 6-51; Serigne 2-34; Colburn 2-20; Wade 2-13; Carney 2-7; Lewis 1-11; Washington 1-5.

2016 WAKE FOREST FOOTBALL GAME NOTES

DIONTE AUSTIN DEFENSIVE BACK

So. • 6-0 • 165 • 1VL
Baltimore, Md.
Calvert Hall



2016 — Started each of the first two games, recording a pair of solo tackles against Duke (Sept. 10) ... Added one solo tackle against Delaware (Sept. 17) and two at Indiana (Sept. 24) ... Did not record a statistic vs. NC State (Oct. 1), Syracuse (Oct. 8), Florida State (Oct. 15) or Army West Point (Oct. 29).

AUSTIN'S CAREER DEFENSIVE STATS

	G-GS	S-A-Tot	TFL-Yds	Sk-Yds	Int-Yds	PBU	FF-FR
2015	12-4	16-6-22	2.0-11	1.0-10	0-0	5	0-0
2016	8-2	5-0-5	0-0	0-0	0-0	0	0-0
Career	20-6	21-6-27	2.0-11	1.0-10	0-0	5	0-0

AUSTIN'S GAME-BY-GAME DEFENSIVE STATS

2015	Opp	S-A-Tot	TFL-Yds	Sk-Yds	Int-Yds	PBU	FF-FR
9/3	Elon	1-0-1	0-0	0-0	0-0	1	0-0
9/12	at Syracuse	0-0-0	0-0	0-0	0-0	0	0-0
9/19	at Army	0-0-0	0-0	0-0	0-0	0	0-0
9/26	Indiana	0-0-0	0-0	0-0	0-0	0	0-0
10/3	Florida State	1-0-1	0-0	0-0	0-0	0	0-0
10/10	at Boston Col.	0-0-0	0-0	0-0	0-0	0	0-0
10/17	at UNC	0-0-0	0-0	0-0	0-0	0	0-0
10/24	NC State	3-1-4	1.0-1	0-0	0-0	2	0-0
10/30	Louisville	2-1-3	0-0	0-0	0-0	0	0-0
11/14	at Notre Dame	3-0-3	1.0-10	1.0-10	0-0	0	0-0
11/21	at Clemson	6-2-8	0-0	0-0	0-0	0	0-0
11/28	Duke	0-2-2	0-0	0-0	0-0	2	0-0

2016	Opp	S-A-Tot	TFL-Yds	Sk-Yds	Int-Yds	PBU	FF-FR
9/1	Tulane	0-0-0	0-0	0-0	0-0	0	0-0
9/10	at Duke	2-0-2	0-0	0-0	0-0	0	0-0
9/17	Delaware	1-0-1	0-0	0-0	0-0	0	0-0
9/24	at Indiana	2-0-2	0-0	0-0	0-0	0	0-0
10/1	at NC State	0-0-0	0-0	0-0	0-0	0	0-0
10/8	Syracuse	0-0-0	0-0	0-0	0-0	0	0-0
10/15	at Florida St.	0-0-0	0-0	0-0	0-0	0	0-0
10/29	Army	0-0-0	0-0	0-0	0-0	0	0-0

ALEX BACHMAN WIDE RECEIVER

So. • 6-0 • 185 • 1VL
Moorpark, Calif.
Oaks Christian



2016 — Made two receptions for 17 yards in opener against Tulane (Sept. 1) ... Hauled in a career-long 62-yard pass at Duke (Sept. 10) ... Recorded first-career touchdown grab against Delaware (Sept. 17), making a career-high three catches ... Tallied a 14-yard catch at Indiana (Sept. 24) ... Made two catches against Syracuse (Oct. 8) ... Recorded a career-high six catches for 51 yards against Army West Point (Oct. 29).

BACHMAN'S CAREER RECEIVING STATS

	G-GS	Rec	Yds	Avg	TD	Lg/Opponent
2015	11-0	1	8	8.0	0	8/Elon
2016	8-7	16	169	10.6	1	62/at Duke
Career	19-7	17	177	10.4	1	62/at Duke

BACHMAN'S GAME-BY-GAME RECEIVING STATS

2015	Opponent	Rec	Yds	Avg	TD	TD Yds
9/3	Elon	1	8	8.0	0	--
9/12	at Syracuse	0	0	0	0	--
9/19	at Army	0	0	0	0	--
9/26	at Indiana	0	0	0	0	--
10/3	Florida State	0	0	0	0	--
10/10	at Boston Col.	0	0	0	0	--
10/17	at UNC	0	0	0	0	--
10/24	NC State	0	0	0	0	--
10/30	Louisville	0	0	0	0	--
11/14	at Notre Dame	-DNP-				
11/21	at Clemson	0	0	0	0	--
11/28	Duke	0	0	0	0	--

2016	Opponent	Rec	Yds	Avg	TD	TD Yds
9/1	Tulane	2	17	8.5	0	--
9/10	at Duke	1	62	62.0	0	--
9/17	Delaware	3	17	5.7	1	7
9/24	at Indiana	1	14	14.0	0	--
10/1	at NC State	1	2	2.0	0	--
10/8	Syracuse	2	6	3.0	0	--
10/15	at Florida State	0	0	0.0	0	--
10/29	Army West Point	6	51	8.5	0	--

JOSH BANKS DEFENSIVE LINE

R-Sr. • 6-4 • 275 • 3VL
Cary, N.C.
Middle Creek



2016 — Did not play in the season opener due to injury ... Returned to the starting lineup against Duke (Sept. 10), tallying one solo tackle ... Made two tackles, including a TFL, vs. Delaware (Sept. 17), and had three tackles and a TFL at Indiana (Sept. 24) ... Recorded three tackles at NC State (Oct. 1) ... Had four tackles and a half sack against Syracuse (Oct. 8) ... Recorded three tackles at Florida State (Oct. 15), also forcing a fumble and recovering another, returning it 39 yards ... Made three tackles against Army West Point (Oct. 29).

BANKS' CAREER DEFENSIVE STATS

	G-GS	S-A-Tot	TFL-Yds	Sk-Yds	Int-Yds	PBU	FF-FR
2013	10-0	9-4-13	1.0-8	2.0-8	0-0	3	1-1
2014	12-12	19-17-36	7.5-32	4.0-28	1-72	2	1-1
2015	9-9	11-13-24	2.0-11	1.0-9	0-0	0	0-1
2016	7-7	12-7-19	2.5-8	0.5-3	0-0	0	1-1
Career	38-28	51-41-92	14.0-60	7.5-48	1-72	5	3-4

BANKS' GAME-BY-GAME DEFENSIVE STATS

2013	Opp	S-A-Tot	TFL-Yds	Sk-Yds	Int-Yds	PBU	FF-FR
8/29	Presbyterian	1-0-1	0-0	0-0	0-0	1	0-1
9/6	at Boston Col.	1-0-1	0-0	0-0	0-0	0	0-0
9/14	ULM	1-1-2	0.5-1	0.5-1	0-0	1	0-0
9/21	at Army	0-0-0	0-0	0-0	0-0	0	0-0
9/28	at Clemson	1-0-1	0-0	0-0	0-0	0	0-0
10/5	NC State	1-1-2	0-0	0-0	0-0	1	0-0
10/19	Maryland	0-1-1	0-0	0-0	0-0	0	0-0
10/26	at Miami	0-0-0	0-0	0-0	0-0	0	0-0
11/2	at Syracuse	2-0-2	0-0	0-0	0-0	0	0-0
11/9	Florida State	2-1-3	1.5-8	0.5-7	0-0	0	1-0
11/23	Duke	-DNP-					
11/30	at Vanderbilt	-DNP-					

2014	Opp	S-A-Tot	TFL-Yds	Sk-Yds	Int-Yds	PBU	FF-FR
8/28	at ULM	0-0-0	0-0	0-0	0-0	1	0-0
9/6	Gardner-Webb	3-0-3	2.0-10	1.0-9	0-0	0	0-0
9/13	at Utah State	3-4-7	2.0-5	1.0-4	1-70	0	0-0
9/20	Army	1-2-3	0-0	0-0	0-0	0	0-0

9/27	at Louisville	3-0-3	1.0-1	0-0	0-0	0	0-0
10/4	at Florida St.	1-0-1	0-0	0-0	0-0	0	1-0
10/18	Syracuse	3-0-3	1.0-8	1.0-8	0-0	0	0-0
10/25	Boston College	1-3-4	0-0	0-0	0-0	1	0-0
11/6	Clemson	1-3-4	1.5-8	1.0-7	0-0	0	0-0
11/15	at NC State	2-2-4	0-0	0-0	0-0	0	0-0
11/22	Virginia Tech	1-1-2	0-0	0-0	0-0	0	0-0
11/29	at Duke	0-2-2	0-0	0-0	0-0	0	0-1

2015	Opp	S-A-Tot	TFL-Yds	Sk-Yds	Int-Yds	PBU	FF-FR
9/3	Elon	0-0-0	0-0	0-0	0-0	0	0-0
9/12	at Syracuse	1-2-3	0-0	0-0	0-0	0	0-0
9/19	at Army	2-2-4	0-0	0-0	0-0	0	0-0
9/26	Indiana	0-2-2	0-0	0-0	0-0	0	0-0
10/3	Florida State	1-1-2	0-0	0-0	0-0	0	0-0
10/10	at Boston Col.	1-0-1	0-0	0-0	0-0	0	1-0
10/17	at UNC	2-2-4	1.0-9	1.0-9	0-0	0	0-0
10/24	NC State	1-3-4	0-0	0-0	0-0	0	0-0
10/30	Louisville	3-1-4	1.0-2	0-0	0-0	0	0-0
11/14	at Notre Dame	-SUSP-					
11/21	at Clemson	-SUSP-					
11/28	Duke	-SUSP-					

2016	Opp	S-A-Tot	TFL-Yds	Sk-Yds	Int-Yds	PBU	FF-FR
9/1	Tulane	-INJ-					
9/10	at Duke	1-0-1	0-0	0-0	0-0	0	0-0
9/17	Delaware	1-1-2	1.0-4	0-0	0-0	0	0-0
9/24	at Indiana	3-0-3	1.0-1	0-0	0-0	0	0-0
10/1	at NC State	2-1-3	0-0	0-0	0-0	0	0-0
10/8	Syracuse	2-2-4	0.5-3	0.5-3	0-0	0	0-0
10/15	at Florida St.	1-2-3	0-0	0-0	0-0	0	1-1
10/29	Army	2-1-3	0-0	0-0	0-0	0	0-0

JESSIE BATES III DEFENSIVE BACK

R-Fr. • 6-2 • 200
Fort Wayne, Ind.
Snider



2016 — Ranks second in the ACC with four interceptions, and leads the league with 119 INT return yards ... Named the ACC Defensive Back of the Week on Sept. 26 after intercepting two passes at Indiana ... Started the season opener against Tulane (Sept. 1) and led Wake Forest with eight total tackles ... Added six tackles at Duke (Sept. 10) ... Second on the team with four tackles against Delaware (Sept. 17) ... Had a big game in his return to his home state of Indiana, recording two interceptions against the Hoosiers and returning one for a touchdown, also leading the team with eight tackles at Indiana (Sept. 24) ... Led team with a career-high 15 tackles at NC State (Oct. 1) ... Had four solo tackles vs. Syracuse (Oct. 8) ... Made eight tackles and his third interception of the year at Florida State (Oct. 15) ... Tallied six tackles and his fourth interception against Army West Point (Oct. 29).

BATES' CAREER DEFENSIVE STATS

	G-GS	S-A-Tot	TFL-Yds	Sk-Yds	Int-Yds	PBU	FF-FR
2016	8-6	43-16-59	1.0-2	0-0	4-119	0	0-0
Career	8-6	43-16-59	1.0-2	0-0	4-119	0	0-0

BATES' GAME-BY-GAME DEFENSIVE STATS

2016	Opp	S-A-Tot	TFL-Yds	Sk-Yds	Int-Yds	PBU	FF-FR
9/1	Tulane	7-1-8	0-0	0-0	0-0	0	0-0
9/10	at Duke	5-1-6	0-0	0-0	0-0	0	0-0
9/17	Delaware	3-1-4	0-0	0-0	0-0	0	0-0
9/24	at Indiana	7-1-8	0-0	0-0	2-94	0	0-0
10/1	at NC State	10-5-15	1.0-2	0-0	0-0	0	0-0
10/8	Syracuse	4-0-4	0-0	0-0	0-0	0	0-0
10/15	at Florida St.	3-5-8	0-0	0-0	1-0	0	0-0
10/29	Army	4-2-6	0-0	0-0	1-25	0	0-0

2016 WAKE FOREST FOOTBALL GAME NOTES

TYLER BELL RUNNING BACK

So. • 5-11 • 205 • 1VL
Mobile, Ala.
Faith Academy



2016 — Did not appear in the season opener against Tulane (Sept. 1) ... Returned to action at Duke (Sept. 10), rushing twice for nine yards ... Tallied a rushing touchdown against Delaware (Sept. 17), his first of the year ... Carried six times for 17 yards at Indiana (Sept. 24) ... Had three carries for 14 yards against Syracuse (Oct. 8) ... Rushed three times for 20 yards at Florida State (Oct. 15).

BELL'S CAREER RUSHING STATS

	G-GS	Car	Yds	Avg	TD	Lg/Opponent
2015	12-6	129	451	3.5	1	33/NC State
2016	7-0	18	92	5.1	1	15/Delaware
Career	19-6	147	543	3.7	2	33/NC State

BELL'S GAME-BY-GAME RUSHING STATS

2015	Opponent	Att	Yds	Avg	TD	TD Yds
9/3	Elon	5	28	5.6	0	--
9/12	at Syracuse	12	39	3.2	0	--
9/19	at Army	8	26	3.2	0	--
9/26	Indiana	5	7	1.4	0	--
10/3	Florida State	10	39	3.9	0	--
10/10	at Boston Col.	6	-11	-1.8	0	--
10/17	at UNC	13	48	3.7	0	--
10/24	NC State	11	58	5.3	0	--
10/24	Louisville	9	22	2.4	0	--
11/14	at Notre Dame	23	90	3.9	0	--
11/21	at Clemson	11	11	1.0	0	--
11/28	Duke	16	94	5.9	1	1

2016	Opponent	Att	Yds	Avg	TD	TD Yds
9/1	Tulane	-DNP-				
9/10	at Duke	2	9	4.5	0	--
9/17	Delaware	4	32	8.0	1	15
9/24	at Indiana	6	17	2.8	0	--
10/1	at NC State	0	0	0.0	0	--
10/8	Syracuse	3	14	4.7	0	--
10/15	at Florida State	3	20	6.7	0	--
10/29	Army West Point	0	0	0.0	0	--

BELL'S CAREER RECEIVING STATS

	G-GS	Rec	Yds	Avg	TD	Lg/Opponent
2015	12-6	18	127	7.1	0	25/Elon
2016	7-0	1	0	0.0	0	0/at Indiana
Career	19-6	19	127	6.7	0	25/Elon

BELL'S GAME-BY-GAME RECEIVING STATS


2015	Opponent	Rec	Yds	Avg	TD	TD Yds
9/3	Elon	3	42	14.0	0	--
9/12	at Syracuse	1	24	24.0	0	--
9/19	at Army	1	0	0.0	0	--
9/26	Indiana	0	0	--	0	--
10/3	Florida State	0	0	--	0	--
10/10	at Boston Col.	0	0	--	0	--
10/17	at UNC	4	19	4.8	0	--
10/24	NC State	0	0	--	0	--
10/30	Louisville	0	0	--	0	--
11/14	at Notre Dame	3	22	7.3	0	--
11/21	at Clemson	3	3	1.0	0	--
11/28	Duke	3	17	5.7	0	--

2016	Opponent	Rec	Yds	Avg	TD	TD Yds
9/1	Tulane	-DNP-				

9/10	at Duke	0	0	0.0	0	--
9/17	Delaware	0	0	0.0	0	--
9/24	at Indiana	1	0	0.0	0	--
10/1	at NC State	0	0	0.0	0	--
10/8	Syracuse	0	0	0.0	0	--
10/15	at Florida State	0	0	0.0	0	--
10/29	Army West Point	0	0	0.0	0	--

THOMAS BROWN DEFENSIVE BACK

Sr. • 6-3 • 220 • 3VL
Evans, Ga.
Greenbrier



2016 — Recorded two tackles, a half sack and a pass breakup in the season opener against Tulane (Sept. 1) ... Added five tackles and a TFL at Duke (Sept. 10) ... Made his first start of the year against Delaware (Sept. 17), recording a tackle and pass breakup ... Finished fourth on the team with five tackles at Indiana (Sept. 24) ... Second on the team with eight tackles, including a half TFL, along with a pass breakup at NC State (Oct. 1) ... Recorded five solo tackles, including a sack, against Syracuse (Oct. 8) ... Tied for second on the team with eight tackles at Florida State (Oct. 15) ... Forced a fumble and made six tackles against Army West Point (Oct. 29).

BROWN'S CAREER DEFENSIVE STATS

	G-GS	S-A-Tot	TFL-Yds	Sk-Yds	Int-Yds	PBU	FF-FR
2013	11-0	9-4-13	0-0	0-0	0-0	0	0-1
2014	12-1	34-20-54	6-0-24	2-0-12	0-0	3	2-0
2015	10-1	16-8-24	3-0-14	2-0-12	0-0	1	0-0
2016	8-5	24-16-40	3-5-13	1-5-8	0-0	3	1-0
Career	40-7	83-48-131	12-5-51	5-5-32	0-0	7	3-1

BROWN'S GAME-BY-GAME DEFENSIVE STATS

2013	Opp	S-A-Tot	TFL-Yds	Sk-Yds	Int-Yds	PBU	FF-FR
8/29	Presbyterian	-DNP-					
9/6	at Boston Col.	0-0-0	0-0	0-0	0-0	0	0-0
9/14	ULM	0-1-1	0-0	0-0	0-0	0	0-0
9/21	at Army	0-0-0	0-0	0-0	0-0	0	0-0
9/28	at Clemson	0-0-0	0-0	0-0	0-0	0	0-0
10/5	NC State	3-0-3	0-0	0-0	0-0	0	0-0
10/19	Maryland	0-0-0	0-0	0-0	0-0	0	0-0
10/26	at Miami	1-0-1	0-0	0-0	0-0	0	0-0
11/2	at Syracuse	0-1-1	0-0	0-0	0-0	0	0-0
11/9	Florida State	1-0-1	0-0	0-0	0-0	0	0-0
11/23	Duke	3-1-4	0-0	0-0	0-0	0	0-1
11/30	at Vanderbilt	1-1-2	0-0	0-0	0-0	0	0-0

2014	Opp	S-A-Tot	TFL-Yds	Sk-Yds	Int-Yds	PBU	FF-FR
8/28	at ULM	2-2-4	1-0-5	0-0	0-0	2	0-0
9/6	Gardner-Webb	1-0-1	1-0-7	1-0-7	0-0	0	0-0
9/13	at Utah State	3-3-6	0-5-1	0-0	0-0	0	1-0
9/20	Army	4-3-7	1-5-3	0-0	0-0	1	0-0
9/27	at Louisville	5-1-6	1-0-3	0-0	0-0	0	0-0
10/4	at Florida St.	4-0-4	0-0	0-0	0-0	0	0-0
10/18	Syracuse	0-1-1	0-0	0-0	0-0	0	0-0
10/25	Boston College	2-0-2	0-0	0-0	0-0	0	0-0
11/6	Clemson	2-1-3	0-0	0-0	0-0	0	0-0
11/15	at NC State	3-1-4	1-0-5	1-0-5	0-0	0	0-0
11/22	Virginia Tech	4-2-6	0-0	0-0	0-0	0	0-0
11/29	at Duke	4-6-10	0-0	0-0	0-0	0	1-0

2015	Opp	S-A-Tot	TFL-Yds	Sk-Yds	Int-Yds	PBU	FF-FR
9/3	Elon	-SUSP-					
9/12	at Syracuse	6-1-7	2-0-13	1-0-11	0-0	0	0-0
9/19	at Army	0-1-1	0-0	0-0	0-0	0	0-0
9/26	Indiana	-INJ-					
10/3	Florida State	0-0-0	0-0	0-0	0-0	0	0-0
10/10	at Boston Col.	3-0-3	0-0	0-0	0-0	0	0-0
10/17	at UNC	4-5-9	0-0	0-0	0-0	0	0-0
10/24	NC State	0-0-0	0-0	0-0	0-0	1	0-0

10/30	Louisville	1-0-1	1-0-1	1-0-1	0-0	0	0-0
11/14	at Notre Dame	0-0-0	0-0	0-0	0-0	0	0-0
11/21	at Clemson	1-0-1	0-0	0-0	0-0	0	0-0
11/28	Duke	1-1-2	0-0	0-0	0-0	0	0-0

2016	Opp	S-A-Tot	TFL-Yds	Sk-Yds	Int-Yds	PBU	FF-FR
9/1	Tulane	0-2-2	0-5-4	0-5-4	0-0	1	0-0
9/10	at Duke	4-1-5	1-0-4	0-0	0-0	0	0-0
9/17	Delaware	1-0-1	0-0	0-0	0-0	1	0-0
9/24	at Indiana	4-1-5	0-0	0-0	0-0	0	0-0
10/1	at NC State	3-5-8	0-5-1	0-0	0-0	1	0-0
10/8	Syracuse	5-0-5	1-0-4	1-0-4	0-0	0	0-0
10/15	at Florida St.	3-5-8	0-5-0	0-0	0-0	0	0-0
10/29	Army	4-2-6	0-0	0-0	0-0	0	1-0

CHRIS CALHOUN DEFENSIVE LINE

So. • 6-4 • 240 • 1VL
Alpharetta, Ga.
Centennial



2016 — Recorded three tackles against Tulane (Sept. 1) and two at Duke (Sept. 10) ... Tallied a pass breakup against Delaware (Sept. 17) ... Made tackles at Indiana (Sept. 24) and NC State (Oct. 1) ... Totalled two tackles against Army West Point (Oct. 29).

CALHOUN'S CAREER DEFENSIVE STATS

	G-GS	S-A-Tot	TFL-Yds	Sk-Yds	Int-Yds	PBU	FF-FR
2015	12-4	11-9-20	4-0-10	0-0	1-4	1	0-0
2016	8-0	5-4-9	0-0	0-0	0-0	1	0-0
Career	20-4	16-13-29	4-0-10	0-0	1-4	2	0-0

CALHOUN'S GAME-BY-GAME DEFENSIVE STATS

2015	Opp	S-A-Tot	TFL-Yds	Sk-Yds	Int-Yds	PBU	FF-FR
9/3	Elon	0-1-1	0-0	0-0	0-0	0	0-0
9/12	at Syracuse	0-1-1	0-0	0-0	0-0	0	0-0
9/19	at Army	3-2-5	1-5-2	0-0	0-0	0	0-0
9/26	Indiana	0-1-1	0-0	0-0	0-0	0	0-0
10/3	Florida State	0-1-1	0-0	0-0	0-0	0	0-0
10/10	at Boston Col.	1-0-1	0-0	0-0	0-0	0	0-0
10/17	at UNC	2-0-2	1-0-2	0-0	0-0	0	0-0
10/24	NC State	0-1-1	0-0	0-0	0-0	1	0-0
10/30	Louisville	2-1-3	0-0	0-0	0-0	0	0-0
11/14	at Notre Dame	0-1-1	0-5-1	0-0	0-0	0	0-0
11/21	at Clemson	2-0-2	1-0-5	0-0	1-4	0	0-0
11/28	Duke	0-1-1	0-0	0-0	0-0	0	0-0

2016	Opp	S-A-Tot	TFL-Yds	Sk-Yds	Int-Yds	PBU	FF-FR
9/1	Tulane	3-0-3	0-0	0-0	0-0	0	0-0
9/10	at Duke	1-1-2	0-0	0-0	0-0	0	0-0
9/17	Delaware	0-0-0	0-0	0-0	0-0	1	0-0
9/24	at Indiana	0-1-1	0-0	0-0	0-0	0	0-0
10/1	at NC State	0-1-1	0-0	0-0	0-0	0	0-0
10/8	Syracuse	0-0-0	0-0	0-0	0-0	0	0-0
10/15	at Florida St.	0-0-0	0-0	0-0	0-0	0	0-0
10/29	Army	1-1-2	0-0	0-0	0-0	0	0-0

2016 WAKE FOREST FOOTBALL GAME NOTES

CADE CARNEY RUNNING BACK

Fr. • 5-11 • 215
Advance, N.C.
Davidson Day



2016 — Became the first Wake Forest true freshman running back to start the season opener since records were kept in 1950, finishing with 21 yards on seven attempts and two receptions for 13 yards against Tulane (Sept. 1) ... Rushed for 108 yards on 17 carries with three touchdowns in the win over Duke (Sept. 10) ... Was named ACC Rookie of the Week on Sept. 10 after his stellar performance at Duke ... Missed the Delaware (Sept. 17), Indiana (Sept. 24) and NC State (Oct. 1) games after suffering a knee injury in practice but returned Oct. 8 vs. Syracuse and rushed 29 times for 104 yards and a touchdown ... Carried 10 times for 33 yards in the loss at Florida State (Oct. 15) ... Rushed four times for 13 yards and caught two passes for seven yards against Army West Point (Oct. 29).

CARNEY'S CAREER RUSHING STATS

	G-GS	Car	Yds	Avg	TD	Lg/Opponent
2016	5-5	67	279	4.2	4	55/Duke
Career	5-5	67	279	4.2	4	55/Duke

CARNEY'S GAME-BY-GAME RUSHING STATS

2016	Opponent	Att	Yds	Avg	TD	TD Yds
9/1	Tulane	7	21	3.0	0	--
9/10	at Duke	17	108	6.4	3	63
9/17	Delaware		-INJ-			
9/24	at Indiana		-INJ-			
10/1	at NC State		-INJ-			
10/8	Syracuse	29	104	3.6	1	3
10/15	at Florida State	10	33	3.3	0	--
10/29	Army West Point	4	13	3.2	0	--

CARNEY'S CAREER RECEIVING STATS

	G-GS	Rec	Yds	Avg	TD	Lg/Opponent
2016	5-5	8	37	4.6	0	9/Tulane
Career	5-5	8	37	4.6	0	9/Tulane

CARNEY'S GAME-BY-GAME RECEIVING STATS

2016	Opponent	Rec	Yds	Avg	TD	TD Yds
9/1	Tulane	2	13	6.5	0	--
9/10	at Duke	2	9	4.5	0	--
9/17	Delaware		-INJ-			
9/24	at Indiana		-INJ-			
10/1	at NC State		-INJ-			
10/8	Syracuse	1	6	6.0	0	--
10/15	at Florida State	1	2	2.0	0	--
10/29	Army West Point	2	7	3.5	0	--

STEVEN CLAUDE WIDE RECEIVER

R-Fr. • 6-2 • 195
Miami, Fla.
Champannat Catholic



2016 — Made his collegiate debut against Tulane (Sept. 1), recording no receiving statistics and returning one kickoff for 30 yards ...

Returned one kickoff against Duke (Sept. 10) ... Had one catch for 13 yards against Delaware (Sept. 17) ... Returned six kickoffs for 78 yards at NC State (Oct. 1) ... Had one pass intended for him in the win over Syracuse (Oct. 8) ... Caught one pass for 14 yards in the loss at Florida State (Oct. 15) ... Recorded no statistics against Army West Point (Oct. 29).

CLAUDE'S CAREER RECEIVING STATS

	G-GS	Rec	Yds	Avg	TD	Lg/Opponent
2016	8-0	2	27	13.5	0	14/Florida State
Career	8-0	2	27	13.5	0	14/Florida State

CLAUDE'S GAME-BY-GAME RECEIVING STATS

2016	Opponent	Rec	Yds	Avg	TD	TD Yds
9/1	Tulane	0	0	0.0	0	--
9/10	at Duke	0	0	0.0	0	--
9/17	Delaware	1	13	13.0	0	--
9/24	at Indiana	0	0	0.0	0	--
10/1	at NC State	0	0	0.0	0	--
10/8	Syracuse	0	0	0.0	0	--
10/15	at Florida State	1	14	14.0	0	--
10/29	Army West Point	0	0	0.0	0	--

MATT COLBURN RUNNING BACK

So. • 5-10 • 195 • 1VL
Irmo, S.C.
Dutch Fork



2016 — Carried the ball a team-high 11 times against Tulane (Sept. 1) for 23 yards while adding two receptions for 29 yards ... Rushed for career-best 54 yards on eight carries against Duke (Sept. 10) ... Broke out with a new career high of 118 yards on 24 carries against Delaware (Sept. 17) ... Turned in a 29-carry, 103-yard performance in the victory over Indiana (Sept. 24) while catching three passes for 28 yards ... Rushed 10 times for 39 yards at NC State (Oct. 1) ... Carried the ball five times for 24 yards against Syracuse (Oct. 8) ... Rushed three times for 16 yards in Wake Forest's loss to Florida State (Oct. 15) ... Ran for 40 yards on eight attempts while adding two catches for 20 yards against Army West Point (Oct. 29)

COLBURN'S CAREER RUSHING STATS

	G-GS	Car	Yds	Avg	TD	Lg/Opponent
2015	10-3	66	239	3.6	1	21/Indiana
2016	8-3	98	417	4.3	1	29/at Duke
Career	18-6	164	656	4.0	2	29/at Duke

COLBURN'S GAME-BY-GAME RUSHING STATS

2015	Opponent	Att	Yds	Avg	TD	TD Yds
9/3	Elon	12	38	3.2	1	2
9/12	at Syracuse	1	-1	-1.0	0	--
9/19	at Army	4	15	3.8	0	--
9/26	Indiana	3	29	9.7	0	--
10/3	Florida State	11	51	4.6	0	--
10/10	at Boston Col.	12	37	3.1	0	--
10/17	at UNC	1	4	4.0	0	--
10/24	NC State	8	31	3.9	0	--
10/30	Louisville	11	24	2.2	0	--
11/4	at Notre Dame		-DNP-			
11/21	at Clemson	3	11	3.7	0	--
11/28	Duke		-DNP-			

2016	Opponent	Att	Yds	Avg	TD	TD Yds
9/1	Tulane	11	23	2.1	0	--
9/10	at Duke	8	54	6.8	0	--

9/17	Delaware	24	118	4.9	1	1
9/24	at Indiana	29	103	3.6	0	--
10/1	at NC State	10	39	3.9	0	--
10/8	Syracuse	5	24	4.8	0	--
10/15	at Florida State	3	16	5.3	0	--
10/29	Army West Point	8	40	5.0	0	--

COLBURN'S CAREER RECEIVING STATS

	G-GS	Rec	Yds	Avg	TD	Lg/Opponent
2015	10-3	0	0	0.0	0	--
2016	8-3	10	103	10.3	0	18/Indiana
Career	18-6	8	103	10.3	0	18/Indiana

COLBURN'S GAME-BY-GAME RECEIVING STATS

2016	Opponent	Rec	Yds	Avg	TD	TD Yds
9/1	Tulane	2	29	14.5	0	--
9/10	at Duke	0	0	0.0	0	--
9/17	Delaware	2	27	13.5	0	--
9/24	at Indiana	3	28	9.3	0	--
10/1	at NC State	1	-1	-1.0	0	--
10/8	Syracuse	0	0	0.0	0	--
10/15	at Florida State	0	0	0.0	0	--
10/29	Army West Point	2	20	10.0	0	--

GRANT DAWSON LINEBACKER

R-Jr. • 6-1 • 230 • 2VL
Winston-Salem, N.C.
Reagan



2016 — Recorded five total tackles with his first-career pass breakup in the win over Duke (Sept. 10) in his first-career start ... Notched three tackles in the win over Delaware (Sept. 17) ... Picked off his first career interception and had four tackles in the win at Indiana (Sept. 24) ... Tallied four tackles at NC State (Oct. 1) ... Came off the bench against Syracuse (Oct. 8) but did not record any statistics ... Had one tackle in the loss at Florida State (Oct. 15) ... Recorded five tackles, including a career-high four solo, against Army West Point (Oct. 29).

DAWSON'S CAREER DEFENSIVE STATS

	G-GS	S-A-Tot	TFL-Yds	Sk-Yds	Int-Yds	PBU	FF-FR
2014	12-0	6-9-15	0.5-2	0-0	0-0	0	0-0
2015	12-0	6-10-16	0-0	0-0	0-0	0	0-0
2016	8-2	14-12-26	0.5-0	0-0	1-6	1	0-0
Career	32-2	26-31-57	1.0-2	0-0	1-6	1	0-0

DAWSON'S GAME-BY-GAME DEFENSIVE STATS

2014	Opp	S-A-Tot	TFL-Yds	Sk-Yds	Int-Yds	PBU	FF-FR
8/28	at ULM	0-1-1	0-0	0-0	0-0	0	0-0
9/6	Gardner-Webb	1-0-1	0-0	0-0	0-0	0	0-0
9/13	at Utah State	0-2-2	0-0	0-0	0-0	0	0-0
9/20	Army	0-0-0	0-0	0-0	0-0	0	0-0
9/27	at Louisville	1-0-1	0-0	0-0	0-0	0	0-0
10/4	at Florida State	0-1-1	0-0	0-0	0-0	0	0-0
10/18	Syracuse	1-2-3	0.5-2	0-0	0-0	0	0-0
10/25	Boston College	0-1-1	0-0	0-0	0-0	0	0-0
11/6	Clemson	2-1-3	0-0	0-0	0-0	0	0-0
11/15	at NC State	1-0-1	0-0	0-0	0-0	0	0-0
11/22	Virginia Tech	0-1-1	0-0	0-0	0-0	0	0-0
11/29	at Duke	0-0-0	0-0	0-0	0-0	0	0-0

2015	Opp	S-A-Tot	TFL-Yds	Sk-Yds	Int-Yds	PBU	FF-FR
9/3	Elon	0-1-1	0-0	0-0	0-0	0	0-0
9/12	at Syracuse	0-0-0	0-0	0-0	0-0	0	0-0
9/19	at Army	0-1-1	0-0	0-0	0-0	0	0-0
9/26	Indiana	2-4-6	0-0	0-0	0-0	0	0-0

2016 WAKE FOREST FOOTBALL GAME NOTES

10/2	Florida State	0-1-1	0-0	0-0	0-0	0	0-0
10/10	Boston College	0-0-0	0-0	0-0	0-0	0	0-0
10/17	at UNC	2-1-3	0-0	0-0	0-0	0	0-0
10/24	NC State	0-0-0	0-0	0-0	0-0	0	0-0
10/30	Louisville	1-1-2	0-0	0-0	0-0	0	0-0
11/14	at Notre Dame	0-0-0	0-0	0-0	0-0	0	0-0
11/21	at Clemson	1-1-2	0-0	0-0	0-0	0	0-0
11/28	Duke	0-0-0	0-0	0-0	0-0	0	0-0

2016	Opp	S-A-Tot	TFL-Yds	Sk-Yds	Int-Yds	PBU	FF-FR
9/1	Tulane	1-3-4	0-0	0-0	0-0	0	0-0
9/10	at Duke	2-3-5	0.5-0	0-0	0-0	1	0-0
9/17	Delaware	3-0-3	0-0	0-0	0-0	0	0-0
9/24	at Indiana	2-2-4	0-0	0-0	1-6	0	0-0
10/1	at NC State	1-3-4	0-0	0-0	0-0	0	0-0
10/8	Syracuse	0-0-0	0-0	0-0	0-0	0	0-0
10/15	at Florida St.	1-0-1	0-0	0-0	0-0	0	0-0
10/29	Army	4-1-5	0-0	0-0	0-0	0	0-0

WENDELL DUNN

DEFENSIVE LINE

R-Jr. • 6-3 • 250 • 2VL
Miami, Fla.
Palmetto



2016 — Matched his career high with six solo tackles (seven total) while adding a tackle for loss in a start against Tulane (Sept. 1) ... Came up with a sack as his only tackle in the win over Duke (Sept. 10) ... Picked up two tackles in the victory over Delaware (Sept. 17) ... Made four tackles (three solo) and had 1.5 tackles for loss at Indiana (Sept. 24) ... Started, but did not have a statistic at NC State (Oct. 1) ... Finished with three tackles, including half a sack for a loss of four, in the win over Syracuse (Oct. 8) ... Was in on one tackle in the loss at Florida State (Oct. 15) ... Tallied three solo tackles against Army West Point (Oct. 29)

DUNN'S CAREER DEFENSIVE STATS

	G-GS	S-A-Tot	TFL-Yds	Sk-Yds	Int-Yds	PBU	FF-FR
2014	12-12	17-26-43	7.5-14	0.5-0	0-0	2	2-0
2015	12-12	18-17-35	7.5-25	1.0-7	0-0	0	1-0
2016	8-8	15-7-22	5.0-11	1.5-9	0-0	0	0-0
Career	32-32	52-50-102	19.0-50	3.0-16	0-0	2	3-0

DUNN'S GAME-BY-GAME DEFENSIVE STATS

2014	Opp	S-A-Tot	TFL-Yds	Sk-Yds	Int-Yds	PBU	FF-FR
8/28	at ULM	1-5-6	0.5-2	0-0	0-0	0	0-0
9/6	Gardner-Webb	0-0-0	0-0	0-0	0-0	0	0-0
9/13	at Utah State	0-5-5	1.0-0	0-0	0-0	0	0-0
9/20	Army	5-3-8	2.5-5	0-0	0-0	0	1-0
9/27	at Louisville	3-0-3	0-0	0-0	0-0	0	1-0
10/4	at Florida State	0-0-0	0-0	0-0	0-0	0	0-0
10/18	Syracuse	3-3-6	1.0-3	0-0	0-0	1	0-0
10/25	Boston College	1-3-4	0.5-2	0-0	0-0	1	0-0
11/6	Clemson	0-2-2	0.5-0	0-0	0-0	0	0-0
11/15	at NC State	1-2-3	0.5-0	0.5-0	0-0	0	0-0
11/22	Virginia Tech	1-0-1	0-0	0-0	0-0	0	0-0
11/29	at Duke	2-3-5	0-0	0-0	0-0	0	0-0

2015	Opp	S-A-Tot	TFL-Yds	Sk-Yds	Int-Yds	PBU	FF-FR
9/3	Elon	0-0-0	0-0	0-0	0-0	0	0-0
9/12	at Syracuse	1-0-1	0-0	0-0	0-0	0	0-0
9/19	at Army	1-2-3	1-5	0-0	0-0	0	0-0
9/26	Indiana	1-3-4	0.5-1	0-0	0-0	0	0-0
10/2	Florida State	1-0-1	1.0-7	1.0-7	0-0	0	0-0
10/10	Boston Col.	3-1-4	1.0-5	0-0	0-0	0	1-0
10/17	at UNC	1-3-4	0-0	0-0	0-0	0	0-0
10/24	NC State	1-2-3	1.0-2	0-0	0-0	0	0-0
10/30	Louisville	0-0-0	0-0	0-0	0-0	0	0-0
11/14	at Notre Dame	0-2-2	0.5-1	0-0	0-0	0	0-0
11/21	at Clemson	3-3-6	1.5-2	0-0	0-0	0	0-0

11/28	Duke	6-1-7	1.0-2	0-0	0-0	0	0-0
-------	------	--------------	-------	-----	-----	---	-----

2016	Opp	S-A-Tot	TFL-Yds	Sk-Yds	Int-Yds	PBU	FF-FR
9/1	Tulane	6-1-7	1.0-1	0-0	0-0	0	0-0
9/10	at Duke	1-1-2	1.0-5	1.0-5	0-0	0	0-0
9/17	Delaware	1-1-2	0-0	0-0	0-0	0	0-0
9/24	at Indiana	3-1-4	1.5-1	0-0	0-0	0	0-0
10/1	at NC State	0-0-0	0-0	0-0	0-0	0	0-0
10/8	Syracuse	1-2-3	0.5-4	0.5-4	0-0	0	0-0
10/15	at Florida St.	0-1-1	0-0	0-0	0-0	0	0-0
10/29	Army	3-0-3	0-0	0-0	0-0	0	0-0

DUKE EJIOFOR

DEFENSIVE LINE

R-Jr. • 6-4 • 275 • 2VL
Houston, Texas
Aliief Taylor



2016 — Started the season-opener against Tulane (Sept. 1), finishing with four total tackles (two solo, two assist), one and a half tackles for loss (8 yds.) and half a sack ... Picked up seven tackles against Duke (Sept. 10), including four for loss with three sacks ... Had three tackles in the win over Delaware (Sept. 17), including an 11-yard sack ... Notched two tackles, including a half TFL, in the win over Indiana (Sept. 24) ... Recorded four tackles, including two TFLs and a sack at NC State (Oct. 1) ... Totaled four tackles, all solo, in the win over Syracuse (Oct. 8) with one sack for a loss of 13 yards ... Finished with five tackles, including 1.5 for loss and one sack, in the loss to Florida State (Oct. 15) ... Recorded three solo tackles, one tackle for loss and recovered a fumble against Army West Point (Oct. 29).

EJIOFOR'S CAREER DEFENSIVE STATS

	G-GS	S-A-Tot	TFL-Yds	Sk-Yds	Int-Yds	PBU	FF-FR
2014	10-0	10-2-12	2.0-11	2.0-11	0-0	1	0-0
2015	7-6	13-15-28	7.5-38	4.5-32	0-0	0	0-0
2016	7-7	22-10-32	12.5-71	7.5-53	0-0	2	0-1
Career	24-13	45-27-72	22.0-120	14.0-96	0-0	3	0-1

EJIOFOR'S GAME-BY-GAME DEFENSIVE STATS

2014	Opp	S-A-Tot	TFL-Yds	Sk-Yds	Int-Yds	PBU	FF-FR
8/28	at ULM	1-0-1	0-0	0-0	0-0	0	0-0
9/6	Gardner-Webb	1-0-1	0-0	0-0	0-0	0	0-0
9/13	at Utah State	0-2-2	0-0	0-0	0-0	0	0-0
9/20	Army	0-0-0	0-0	0-0	0-0	0	0-0
9/27	at Louisville	1-0-1	1.0-7	1.0-7	0-0	0	0-0
10/4	at Florida State	4-0-4	1.0-4	1.0-4	0-0	1	0-0
10/18	Syracuse	0-0-0	0-0	0-0	0-0	0	0-0
10/25	Boston College	1-0-1	0-0	0-0	0-0	0	0-0
11/6	Clemson	1-0-1	0-0	0-0	0-0	0	0-0
11/15	at NC State	1-0-1	0-0	0-0	0-0	0	0-0
11/22	Virginia Tech	-INJ-					
11/29	at Duke	-INJ-					

2015	Opp	S-A-Tot	TFL-Yds	Sk-Yds	Int-Yds	PBU	FF-FR
9/3	Elon	-INJ-					
9/12	at Syracuse	-INJ-					
9/19	at Army	-INJ-					
9/26	Indiana	-INJ-					
10/3	Florida State	-INJ-					
10/10	at Boston Col.	3-3-6	1.0-10	1.0-10	0-0	0	0-0
10/17	at UNC	0-0-0	0-0	0-0	0-0	0	0-0
10/24	NC State	3-2-5	1.5-11	1.0-9	0-0	0	0-0
10/30	Louisville	1-4-5	2.0-10	1.5-10	0-0	0	0-0
11/14	at Notre Dame	4-2-6	2.5-6	1.0-3	0-0	0	0-0
11/21	at Clemson	0-3-3	0.5-1	0-0	0-0	0	0-0
11/28	Duke	2-1-3	0-0	0-0	0-0	0	0-0

2016	Opp	S-A-Tot	TFL-Yds	Sk-Yds	Int-Yds	PBU	FF-FR
9/1	Tulane	2-2-4	1.5-8	0.5-3	0-0	0	0-0

9/10	at Duke	4-3-7	4.0-18	3.0-12	0-0	0	0-0
9/17	Delaware	2-1-3	1.0-11	1.0-11	0-0	0	0-0
9/24	at Indiana	1-1-2	0.5-1	0-0	0-0	2	0-0
10/1	at NC State	3-1-4	2.0-8	1.0-4	0-0	0	0-0
10/8	Syracuse	4-0-4	1.0-13	1.0-13	0-0	0	0-0
10/15	at Florida St.	3-2-5	1.5-11	1.0-10	0-0	0	0-0
10/29	Army	3-0-3	1.0-1	0-0	0-0	0	0-1

CAMERON GLENN

DEFENSIVE BACK

R-So. • 6-1 • 200 • 1VL
Stone Mountain, Ga.
Stephenson



2016 — Recorded four solo and two assist tackles against Tulane (Sept. 1) ... Recovered his first-career fumble and picked up a tackle in the win over Duke (Sept. 10) ... Played against Delaware (Sept. 17) but saw limited action due to an injury suffered in the game and missed the Indiana game (Sept. 24) ... Returned to action at NC State (Oct. 1), making five tackles ... Tallied three tackles - two solo - and returned a fumble 83 yards for a touchdown in the win over Syracuse (Oct. 8) ... Tied his then career high with four solo tackles in the loss at Florida State (Oct. 15) ... Recorded a career-high six solo tackles (seven total), one TFL and forced a fumble against Army West Point (Oct. 29).

GLENN'S CAREER DEFENSIVE STATS

	G-GS	S-A-Tot	TFL-Yds	Sk-Yds	Int-Yds	PBU	FF-FR
2015	10-0	24-14-38	0.5-2	0-0	1-0	1	0-0
2016	7-0	19-7-26	1.0-1	0-0	0-0	0	1-2
Career	17-0	43-21-64	1.5-3	0-0	1-0	1	1-2

GLENN'S GAME-BY-GAME DEFENSIVE STATS

2015	Opp	S-A-Tot	TFL-Yds	Sk-Yds	Int-Yds	PBU	FF-FR
9/3	Elon	4-1-5	0-0	0-0	0-0	1	0-0
9/12	at Syracuse	1-0-1	0-0	0-0	0-0	0	0-0
9/19	at Army	0-0-0	0-0	0-0	0-0	0	0-0
9/26	Indiana	4-6-10	0-0	0-0	0-0	0	0-0
10/3	Florida State	3-4-7	0.5-2	0-0	0-0	0	0-0
10/10	at Boston Col.	0-1-1	0-0	0-0	1-0	0	0-0
10/17	at UNC	-INJ-					
10/24	NC State	-INJ-					
10/30	Louisville	4-2-6	0-0	0-0	0-0	0	0-0
11/14	at Notre Dame	3-0-3	0-0	0-0	0-0	0	0-0
11/21	at Clemson	3-0-3	0-0	0-0	0-0	0	0-0
11/28	Duke	2-0-2	0-0	0-0	0-0	0	0-0

2016	Opp	S-A-Tot	TFL-Yds	Sk-Yds	Int-Yds	PBU	FF-FR
9/1	Tulane	4-2-6	0-0	0-0	0-0	0	0-0
9/10	at Duke	1-0-1	0-0	0-0	0-0	0	0-1
9/17	Delaware	0-0-0	0-0	0-0	0-0	0	0-0
9/24	at Indiana	-INJ-					
10/1	at NC State	2-3-5	0-0	0-0	0-0	0	0-0
10/8	Syracuse	2-1-3	0-0	0-0	0-0	0	0-1
10/15	at Florida St.	4-0-4	0-0	0-0	0-0	0	0-0
10/29	Army	6-1-7	1.0-1	0-0	0-0	0	0-1

TABARI HINES

WIDE RECEIVER

So. • 5-10 • 165 • 1VL
Florence, S.C.
Marlboro County



2016 — Started at wide receiver against Tulane (Sept. 1), but was not targeted ... Recorded two receptions for nine yards against Duke

2016 WAKE FOREST FOOTBALL GAME NOTES

(Sept. 10)...Had three catches for 40 yards in a start vs. Delaware (Sept. 17)...Had three catches for 52 yards at Indiana (Sept. 24) ... Set career highs with nine catches and 125 yards receiving while also grabbing his first touchdown of the season at NC State (Oct. 1) ... Started at wide receiver against Syracuse (Oct. 8), but was not targeted... Had four catches for 42 yards at Florida State (Oct. 15) ... Had seven catches for 79 yards and a touchdown vs. Army West Point (Oct. 29).

HINES' CAREER RECEIVING STATS

	G-GS	Rec	Yds	Avg	TD	Lg/Opponent
2015	12-11	32	366	11.4	3	58/Louisville
2016	8-4	28	347	12.4	2	48/Army
Career	20-15	60	713	11.9	5	58/Louisville

HINES' GAME-BY-GAME RECEIVING STATS

2015	Opponent	Rec	Yds	Avg	TD	TD Yds
9/3	Elon	2	24	12.0	0	--
9/12	at Syracuse	7	77	11.0	0	--
9/19	at Army	1	-5	-5.0	0	--
9/26	Indiana	2	48	24.0	1	29
10/3	Florida State	2	7	3.5	0	--
10/10	at Boston Col.	1	3	3.0	0	--
10/17	at UNC	2	13	6.5	1	5
10/24	NC State	5	42	8.4	0	--
10/30	Louisville	3	82	27.3	1	58
11/14	at Notre Dame	4	57	14.2	0	--
11/21	at Clemson	2	6	3.0	0	--
11/28	Duke	1	7	7.0	0	--

2016	Opponent	Rec	Yds	Avg	TD	TD Yds
9/1	Tulane	0	0	0	0	--
9/10	at Duke	2	9	4.5	0	--
9/17	Delaware	3	40	13.3	0	--
9/24	at Indiana	3	52	17.3	0	--
10/1	at NC State	9	125	13.9	1	9
10/8	Syracuse	0	0	0	0	--
10/15	at Florida State	4	42	10.5	0	--
10/29	Army West Point	7	79	11.3	1	3

KENDALL HINTON QUARTERBACK

So. • 6-0 • 185 • 1VL
Durham, N.C.
Southern Durham



2016 — Scored on a 1-yard run to lead Wake Forest past Tulane (Sept. 1) in opener, finishing with a team-high 24 rushing yards... Came off the bench at Duke (Sept. 10) before playing the entire second half. Was second on the team in rushing (63 yds.) while going 6-of-11 for 133 yards through the air... First start of the season vs. Delaware (Sept. 17), rushing for 38 yards and one TD and passing 2-of-4 passing for 24 yards before leaving the game in the first quarter due to injury... Suffered a sprained PCL and will miss 2-4 weeks.

HINTON'S CAREER PASSING STATS

	G-GS	Cmp	Att	Pct	Yds	Int	TD	Lg/Opponent
2015	9-2	93	179	.520	929	5	4	69/Louisville
2016	3-1	11	19	.579	174	1	0	62/at Duke
Career	12-3	104	198	.523	1,103	6	4	69/Louisville

HINTON'S GAME-BY-GAME PASSING STATS

2015	Opponent	Cmp	Att	Yds	Int	TD	TD Pass
9/3	Elon	9	13	65	0	0	--
9/12	at Syracuse	--	--	--	--	--	--
9/19	at Army	15	27	159	2	0	--
9/26	Indiana	19	46	245	1	1	29

10/3	Florida State	27	42	215	1	1	7
10/10	at Boston Col.	--	--	--	--	--	--
10/17	at UNC	4	8	21	0	0	--
10/24	NC State	12	22	107	0	0	--
10/30	Louisville	3	11	95	1	1	69
11/14	at Notre Dame	0	0	0	0	0	--
11/21	at Clemson	4	7	22	0	1	30
11/28	Duke	--	--	--	--	--	--

2016	Opponent	Cmp	Att	Yds	Int	TD	TD Pass
9/1	Tulane	3	4	17	0	0	--
9/10	at Duke	6	11	133	1	0	--
9/17	Delaware	2	4	24	0	0	--
9/24	at Indiana	--	--	--	--	--	--
10/1	at NC State	--	--	--	--	--	--
10/8	Syracuse	--	--	--	--	--	--
10/15	at Florida State	--	--	--	--	--	--
10/29	Army West Point	--	--	--	--	--	--

HINTON'S CAREER RUSHING STATS

	G-GS	Att	Yds	Avg	TD	Lg/Opponent
2015	9-2	93	390	4.2	7	69/NC State
2016	3-1	25	125	5.0	2	32/at Duke
Career	12-3	118	515	4.4	9	69/NC State

HINTON'S GAME-BY-GAME RUSHING STATS

2015	Opponent	Att	Yds	Avg	TD	TD Yds
9/3	Elon	2	12	6.0	0	--
9/12	at Syracuse	--	--	--	--	--
9/19	at Army	17	101	5.9	2	15, 7
9/26	Indiana	22	57	2.6	2	15, 14
10/3	Florida State	13	48	3.7	0	--
10/10	at Boston Col.	--	--	--	--	--
10/17	at UNC	7	37	5.3	0	--
10/24	NC State	13	75	5.8	2	69, 1
10/30	Louisville	8	-14	-1.8	0	--
11/14	at Notre Dame	4	23	5.8	0	--
11/21	at Clemson	7	51	7.3	1	8
11/28	Duke	--	--	--	--	--

2016	Opponent	Att	Yds	Avg	TD	TD Yds
9/1	Tulane	8	24	3.0	1	1
9/10	at Duke	11	63	5.7	0	--
9/17	Delaware	6	38	6.3	1	10
9/24	at Indiana	--	--	--	--	--
10/1	at NC State	--	--	--	--	--
10/8	Syracuse	--	--	--	--	--
10/15	at Florida State	--	--	--	--	--
10/29	Army West Point	--	--	--	--	--

JULIAN JACKSON DEFENSIVE LINE

R-Jr. • 6-4 • 240
Dothan, Ala.
Dothan



2016 — Tallied five total tackles (two solo, three assist), two sacks, and a forced fumble in opener against Tulane (Sept. 1)... Recorded one solo tackle against Duke (Sept. 10)... Played in a reserve role vs. Delaware (Sept. 17)... Had two tackles, including one sack, at Indiana (Sept. 24)... played in a reserve role at NC State (Oct. 1)... Made one tackle vs. Syracuse (Oct. 8)... Played in a reserve role at Florida State (Oct. 15) and against Army West Point (Oct. 29).

JACKSON'S CAREER DEFENSIVE STATS

	G-GS	S-A-Tot	TFL-Yds	Sk-Yds	Int-Yds	PBU	FF-FR
2014	11-0	3-4-7	0-0	0-0	0-0	0	0-0
2015	11-0	0-0-0	0-0	0-0	0-0	0	0-0
2016	8-0	5-4-9	3.0-22	3.0-22	0-0	0	1-0
Career	30-0	8-8-16	3.0-22	3.0-22	0-0	0	1-0

JACKSON'S GAME-BY-GAME DEFENSIVE STATS

2014	Opp	S-A-Tot	TFL-Yds	Sk-Yds	Int-Yds	PBU	FF-FR
8/28	at ULM	1-0-1	0-0	0-0	0-0	0	0-0
9/6	Gardner-Webb	1-0-1	0-0	0-0	0-0	0	0-0
9/13	at Utah State	0-1-1	0-0	0-0	0-0	0	0-0
9/20	Army	0-0-0	0-0	0-0	0-0	0	0-0
9/27	at Louisville	0-0-0	0-0	0-0	0-0	0	0-0
10/4	at Florida State	0-0-0	0-0	0-0	0-0	0	0-0
10/18	Syracuse	0-2-2	0-0	0-0	0-0	0	0-0
10/25	Boston College	0-0-0	0-0	0-0	0-0	0	0-0
11/6	Clemson	--	--	--	--	--	--
11/15	at NC State	1-0-1	0-0	0-0	0-0	0	0-0
11/22	Virginia Tech	0-0-0	0-0	0-0	0-0	0	0-0
11/29	at Duke	0-1-1	0-0	0-0	0-0	0	0-0

2015	Opp	S-A-Tot	TFL-Yds	Sk-Yds	Int-Yds	PBU	FF-FR
9/3	Elon	1-0-1	0-0	0-0	0-0	0	0-0
9/12	at Syracuse	0-0-0	0-0	0-0	0-0	0	0-0
9/19	at Army	0-0-0	0-0	0-0	0-0	0	0-0
9/26	Indiana	1-0-1	0-0	0-0	0-0	0	0-0
10/3	Florida State	0-0-0	0-0	0-0	0-0	0	0-0
10/10	at Boston Col.	--	--	--	--	--	--
10/17	at UNC	1-0-1	0-0	0-0	0-0	0	0-0
10/24	NC State	0-0-0	0-0	0-0	0-0	0	0-0
10/30	Louisville	1-0-1	0-0	0-0	0-0	0	0-0
11/14	at Notre Dame	0-0-0	0-0	0-0	0-0	0	0-0
11/21	at Clemson	0-0-0	0-0	0-0	0-0	0	0-0
11/28	Duke	0-0-0	0-0	0-0	0-0	0	0-0

2016	Opp	S-A-Tot	TFL-Yds	Sk-Yds	Int-Yds	PBU	FF-FR
9/1	Tulane	2-3-5	2.0-17	2.0-17	0-0	0	1-0
9/10	at Duke	1-0-1	0-0	0-0	0-0	0	0-0
9/17	Delaware	0-0-0	0-0	0-0	0-0	0	0-0
9/24	at Indiana	2-0-2	1.0-5	1.0-5	0-0	0	0-0
10/1	at NC State	0-0-0	0-0	0-0	0-0	0	0-0
10/8	Syracuse	0-1-1	0-0	0-0	0-0	0	0-0
10/15	at Florida St	0-0-0	0-0	0-0	0-0	0	0-0
10/29	Army	0-0-0	0-0	0-0	0-0	0	0-0

RYAN JANVION DEFENSIVE BACK

R-Sr. • 5-11 • 190 • 3VL
Pembroke Pines, Fla.
Dade-Christian



2016 — Started the opener against Tulane (Sept. 1) and finished with six total tackles (five solo, two assist)... Registered three solo tackles against Duke (Sept. 10)...made three tackles against Delaware (Sept. 17)... Had six tackles (five solo, one assist) and his first interception in three seasons at Indiana (Sept. 24)... Had four tackles at NC State (Oct. 1)... Had five tackles, including one TFL, vs. Syracuse (Oct. 8)... Made five tackles and recovered one fumble at Florida State (Oct. 15) ... Had eight tackles vs. Army West Point (Oct. 29).

JANVION'S CAREER DEFENSIVE STATS

	G-GS	S-A-Tot	TFL-Yds	Sk-Yds	Int-Yds	PBU	FF-FR
2013	12-12	61-34-95	2.5-5	0-0	1-1	0	0-1
2014	12-12	54-61-115	7.0-22	0-0	0-0	6	1-2
2015	11-11	36-36-72	1.0-1	0-0	0-0	1	1-0
2016	8-8	29-11-40	1.0-3	0-0	1-0	0	0-1
Career	43-43	180-142-322	11.5-31	0-0	2-1	1	2-4

2016 WAKE FOREST FOOTBALL GAME NOTES

JANVION'S GAME-BY-GAME DEFENSIVE STATS

2013	Opp	S-A-Tot	TFL-Yds	Sk-Yds	Int-Yds	PBU	FF-FR
8/29	Presbyterian	2-1-3	1.0-2	0-0	0-0	0	0-0
9/6	at Boston Col.	5-2-7	0-0	0-0	0-0	0	0-0
9/14	ULM	7-3-10	0-0	0-0	0-0	0	0-0
9/21	at Army	5-1-6	0-0	0-0	0-0	0	0-0
9/28	at Clemson	3-2-5	0-0	0-0	0-0	0	0-0
10/5	NC State	7-4-11	0-0	0-0	0-0	0	0-0
10/19	Maryland	2-1-3	0-0	0-0	0-0	0	0-1
10/26	at Miami	12-2-14	0-0	0-0	0-0	0	0-0
11/2	at Syracuse	3-3-6	1.0-1	0-0	0-0	0	0-0
11/9	Florida State	1-8-9	0.5-2	0-0	1-1	0	0-0
11/23	Duke	3-4-7	0-0	0-0	0-0	0	0-0
11/30	at Vanderbilt	11-3-14	0-0	0-0	0-0	0	0-0

2014	Opp	S-A-Tot	TFL-Yds	Sk-Yds	Int-Yds	PBU	FF-FR
8/28	at ULM	3-8-11	0.5-2	0-0	0-0	0	1-1
9/6	Gardner-Webb	1-1-2	0-0	0-0	0-0	0	0-0
9/13	at Utah State	5-13-18	1.5-7	0-0	0-0	1	0-0
9/20	Army	10-2-12	0.5-0	0-0	0-0	0	0-0
9/27	at Louisville	4-2-6	0-0	0-0	0-0	0	0-0
10/4	at Florida St.	3-3-6	0-0	0-0	0-0	1	0-0
10/18	Syracuse	8-4-12	2.0-8	0-0	0-0	1	0-0
10/25	Boston College	3-8-11	0.5-2	0-0	0-0	0	0-0
11/6	Clemson	6-3-9	2.0-3	0-0	0-0	1	0-0
11/15	at NC State	2-5-7	0-0	0-0	0-0	2	0-0
11/22	Virginia Tech	5-4-9	0-0	0-0	0-0	0	0-1
11/29	at Duke	3-8-11	0-0	0-0	0-0	0	0-0

2015	Opp	S-A-Tot	TFL-Yds	Sk-Yds	Int-Yds	PBU	FF-FR
9/3	Elon	3-1-4	0-0	0-0	0-0	0	0-0
9/12	at Syracuse	2-2-4	0-0	0-0	0-0	0	0-0
9/19	at Army	3-0-3	0-0	0-0	0-0	0	0-0
9/26	Indiana	3-6-9	0-0	0-0	0-0	1	0-0
10/3	Florida State	2-1-3	0-0	0-0	0-0	0	0-0
10/10	at Boston Col.	5-4-9	0-0	0-0	0-0	0	1-0
10/17	at UNC	-INJ-					
10/24	NC State	2-4-6	0.5-0	0-0	0-0	0	0-0
10/30	Louisville	3-3-6	0-0	0-0	0-0	0	0-0
11/14	at Notre Dame	1-6-7	0-0	0-0	0-0	0	0-0
11/21	at Clemson	5-4-9	0.5-1	0-0	0-0	0	0-0
11/28	Duke	7-5-12	0-0	0-0	0-0	0	0-0

2016	Opp	S-A-Tot	TFL-Yds	Sk-Yds	Int-Yds	PBU	FF-FR
9/1	Tulane	5-1-6	0-0	0-0	0-0	0	0-0
9/10	at Duke	3-0-3	0-0	0-0	0-0	0	0-0
9/17	Delaware	1-2-3	0-0	0-0	0-0	0	0-0
9/24	at Indiana	5-1-6	0-0	0-0	1-0	0	0-0
10/1	at NC State	2-2-4	0-0	0-0	0-0	0	0-0
10/8	Syracuse	3-2-5	1.0-3	0-0	0-0	0	0-0
10/15	at Florida St	4-1-5	0-0	0-0	0-0	0	0-1
10/29	Army	6-2-8	0-0	0-0	0-0	0	0-0

DEMETRIUS KEMP

DEFENSIVE BACK

R-So. • 6-1 • 205 • 1VL
Demopolis, Ala.
Demopolis



2016 — Made first career start in opener against Tulane (Sept. 1), finishing with four total tackles, one tackle for loss, and a pass breakup... Assisted on one tackle while collecting one quarterback hurry against Duke (Sept. 10)... Missed the Delaware (Sept. 17), Indiana (Sept. 24) and NC State (Oct. 1) games due to injury ... returned to action vs. Syracuse (Oct. 8) and made one tackle... Had three tackles, including his first career sack, at Florida State (Oct. 15) ... Had four tackles, including one TFL, vs. Army West Point (Oct. 29).

KEMP'S CAREER DEFENSIVE STATS

	G-GS	S-A-Tot	TFL-Yds	Sk-Yds	Int-Yds	PBU	FF-FR
2015	12-0	11-7-18	1.0-1	0-0	1-7	0	0-0
2016	5-3	7-6-13	3.5-15	1-10	0-0	1	0-0
Career	17-3	18-13-31	4.5-16	1-10	1-7	1	0-0

KEMP'S GAME-BY-GAME DEFENSIVE STATS

2015	Opp	S-A-Tot	TFL-Yds	Sk-Yds	Int-Yds	PBU	FF-FR
9/3	Elon	0-0-0	0-0	0-0	0-0	0	0-0
9/12	at Syracuse	0-0-0	0-0	0-0	0-0	0	0-0
9/19	at Army	2-0-2	1.0-1	0-0	0-0	0	0-0
9/26	Indiana	1-4-5	0-0	0-0	0-0	0	0-0
10/3	Florida State	0-2-2	0-0	0-0	0-0	0	0-0
10/10	at Boston Col.	3-1-4	0-0	0-0	0-0	0	0-0
10/17	at UNC	5-0-5	0-0	0-0	1-7	0	0-0
10/24	NC State	0-0-0	0-0	0-0	0-0	0	0-0
10/30	Louisville	0-0-0	0-0	0-0	0-0	0	0-0
11/14	at Notre Dame	0-0-0	0-0	0-0	0-0	0	0-0
11/21	at Clemson	0-0-0	0-0	0-0	0-0	0	0-0
11/28	Duke	0-0-0	0-0	0-0	0-0	0	0-0

2016	Opp	S-A-Tot	TFL-Yds	Sk-Yds	Int-Yds	PBU	FF-FR
9/1	Tulane	2-2-4	1.0-2	0-0	0-0	1	0-0
9/10	at Duke	0-1-1	0-0	0-0	0-0	0	0-0
9/17	Delaware	-INJ-					
9/24	at Indiana	-INJ-					
10/1	at NC State	-INJ-					
10/8	Syracuse	0-1-1	0-0	0-0	0-0	0	0-0
10/15	at Florida St	1-2-3	1.5-11	1-10	0-0	0	0-0
10/29	Army	4-0-4	1.0-2	0-0	0-0	0	0-0

MARQUEL LEE

LINEBACKER

Sr. • 6-3 • 235 • 3VL
Pomfret, Md.
Westlake



2016 — Tallied a pair of solo tackles and an assist tackle in a start against Tulane (Sept. 1)... Led the Deacs with 10 total tackles against Duke (Sept. 10), while adding one sack and two tackles for loss...led the team with five tackles (three solo, two assisted), with one TFL and one forced fumble vs. Delaware (Sept. 17)...Had four tackles at Indiana (Sept. 24) ... Had six tackles at NC State (Oct. 1)... Set career highs with 15 tackles (12 solo) and 5.5 TFLs, along with two sacks vs. Syracuse (Oct. 8) to earn ACC Linebacker of the Week honors... Had nine tackles, including 2.5 TFLs and one sack, and recorded two forced fumbles at Florida State (Oct. 15) ... Had 12 tackles against Army West Point (Oct. 29).

LEE'S CAREER DEFENSIVE STATS

	G-GS	S-A-Tot	TFL-Yds	Sk-Yds	Int-Yds	PBU	FF-FR
2013	11-0	4-10-14	0-0	0-0	0-0	0	0-0
2014	12-12	39-62-101	12.0-53	4.0-34	0-0	1	1-0
2015	12-12	37-34-71	10.0-41	4.0-25	0-0	1	0-0
2016	8-8	40-24-64	12.0-38	4.0-24	0-0	0	3-0
Career	43-32	120-130-250	34.0-132	12.0-83	0-0	2	4-0

LEE'S GAME-BY-GAME DEFENSIVE STATS

2013	Opp	S-A-Tot	TFL-Yds	Sk-Yds	Int-Yds	PBU	FF-FR
8/29	Presbyterian	0-1-1	0-0	0-0	0-0	0	0-0
9/6	at Boston Col.	1-1-2	0-0	0-0	0-0	0	0-0
9/14	ULM	0-1-1	0-0	0-0	0-0	0	0-0
9/21	at Army	0-0-0	0-0	0-0	0-0	0	0-0
9/28	at Clemson	1-2-3	0-0	0-0	0-0	0	0-0
10/5	NC State	0-0-0	0-0	0-0	0-0	0	0-0
10/19	Maryland	0-1-1	0-0	0-0	0-0	0	0-0
10/26	at Miami	-DNP-					

11/2	at Syracuse	2-0-2	0-0	0-0	0-0	0	0-0
11/9	Florida State	0-2-2	0-0	0-0	0-0	0	0-0
11/23	Duke	0-1-1	0-0	0-0	0-0	0	0-0
11/30	at Vanderbilt	0-1-1	0-0	0-0	0-0	0	0-0

2014	Opp	S-A-Tot	TFL-Yds	Sk-Yds	Int-Yds	PBU	FF-FR
8/28	at ULM	2-10-12	0-0	0-0	0-0	0	0-0
9/6	Gardner-Webb	6-2-8	3.0-8	1-5	0-0	0	0-0
9/13	at Utah State	0-9-9	2.5-6	0-0	0-0	1	0-0
9/20	Army	5-4-9	0-0	0-0	0-0	0	0-0
9/27	at Louisville	1-4-5	0-0	0-0	0-0	0	0-0
10/4	at Florida St.	4-3-7	0-0	0-0	0-0	0	0-0
10/18	Syracuse	3-4-7	0.5-1	0-0	0-0	0	0-0
10/25	Boston College	3-2-5	1.5-3	0-0	0-0	0	0-0
11/6	Clemson	6-2-8	0.5-4	0-0	0-0	0	0-0
11/15	at NC State	1-5-6	0.5-1	0-0	0-0	0	0-0
11/22	Virginia Tech	7-5-12	3.0-25	2.5-24	0-0	0	1-0
11/29	at Duke	1-12-13	0.5-5	0.5-5	0-0	0	0-0

2015	Opp	S-A-Tot	TFL-Yds	Sk-Yds	Int-Yds	PBU	FF-FR
9/3	Elon	1-1-2	0-0	0-0	0-0	0	0-0
9/12	at Syracuse	6-0-6	3.0-7	0-0	0-0	0	0-0
9/19	at Army	3-4-7	0-0	0-0	0-0	0	0-0
9/26	Indiana	3-5-8	1.5-9	1.0-9	0-0	0	0-0
10/3	Florida State	3-3-6	1.5-6	0.5-4	0-0	0	0-0
10/10	at Boston Col.	1-1-2	0-0	0-0	0-0	0	0-0
10/17	at UNC	2-3-5	1.0-11	1.0-11	0-0	1	0-0
10/24	NC State	3-1-4	0-0	0-0	0-0	0	0-0
10/30	Louisville	5-4-9	0.5-1	0.5-1	0-0	0	0-0
11/14	at Notre Dame	2-6-8	1.5-4	0-0	0-0	0	0-0
11/21	at Clemson	1-5-6	0-0	0-0	0-0	0	0-0
11/28	Duke	7-1-8	0-0	0-0	0-	0	0-0

2016	Opp	S-A-Tot	TFL-Yds	Sk-Yds	Int-Yds	PBU	FF-FR
9/1	Tulane	2-1-3	0-0	0-0	0-0	0	0-0
9/10	at Duke	6-4-10	2.0-9	1.0-7	0-0	0	0-0
9/17	Delaware	3-2-5	1.0-2	0-0	0-0	0	1-0
9/24	at Indiana	2-2-4	0-0	0-0	0-0	0	0-0
10/1	at NC State	4-2-6	0.5-0	0-0	0-0	0	0-0
10/8	Syracuse	12-3-15	5.5-12	2.0-7	0-0	0	0-0
10/15	at Florida St	6-3-9	2.5-15	1.0-10	0-0	0	2-0
10/29	Army	5-7-12	0.5-0	0-0	0-0	0	0-0

SHELLDON LEWINSON

DEFENSIVE LINE

R-Sr. • 6-2 • 275 • 3VL
Seffner, Fla.
Armwood



2016 — Recovered a fumble, broke up two passes and added two tackles against Tulane (Sept. 1)... Recorded three tackles and one tackle for loss against Duke (Sept. 10)...Missed the Delaware (Sept. 17) and Indiana (Sept. 24) games due to injury ... Returned to action at NC State (Oct. 1) and had one tackle ... Made two tackles vs. Syracuse (Oct. 8)... Had one quarterback hurry playing in a reserve role at Florida State (Oct. 15) ... Played in a reserve role vs. Army West Point (Oct. 29).

LEWINSON'S CAREER DEFENSIVE STATS

	G-GS	S-A-Tot	TFL-Yds	Sk-Yds	Int-Yds	PBU	FF-FR
2013	2-0	0-0-0	0-0	0-0	0-0	0	0-0
2014	12-3	7-14-21	3.0-12	2.0-10	0-0	0	0-0
2015	8-0	8-4-12	0.5-4	0.5-4	0-0	0	0-0
2016	6-1	6-2-8	0-0	0-0	0-0	0	1-0
Career	28-4	21-20-41	3.5-16	2.5-14	0-0	0	1-0

LEWINSON'S GAME-BY-GAME DEFENSIVE STATS

2013	Opp	S-A-Tot	TFL-Yds	Sk-Yds	Int-Yds	PBU	FF-FR
8/29	Presbyterian	0-0-0	0-0	0-0	0-0	0	0-0
9/6	at Boston Col.	-DNP-					

2016 WAKE FOREST FOOTBALL GAME NOTES

9/14	ULM	-DNP-					
9/21	at Army	-DNP-					
9/28	at Clemson	0-0-0	0-0	0-0	0-0	0	0-0
10/5	NC State	-DNP-					
10/19	Maryland	-DNP-					
10/26	at Miami	-DNP-					
11/2	at Syracuse	-DNP-					
11/9	Florida State	-DNP-					
11/23	Duke	-DNP-					
11/30	at Vanderbilt	-DNP-					

2014	Opp	S-A-Tot	TFL-Yds	Sk-Yds	Int-Yds	PBU	FF-FR
8/28	at ULM	0-1-1	0-0	0-0	0-0	0	0-0
9/6	Gardner-Webb	1-1-2	1-0-3	1-0-3	0-0	0	0-0
9/13	at Utah State	2-0-2	1-0-7	1-0-7	0-0	0	0-0
9/20	Army	0-0-0	0-0	0-0	0-0	0	0-0
9/27	at Louisville	0-2-2	0-0	0-0	0-0	0	0-0
10/4	at Florida State	0-1-1	0-0	0-0	0-0	0	0-0
10/18	Syracuse	1-0-1	0-0	0-0	0-0	0	0-0
10/25	Boston College	0-1-1	0-0	0-0	0-0	0	0-0
11/6	Clemson	0-0-0	0-0	0-0	0-0	0	0-0
11/15	at NC State	0-4-4	0.5-1	0.5-1	0-0	0	0-0
11/22	Virginia Tech	2-2-4	0.5-1	0.5-1	0-0	0	0-0
11/29	at Duke	1-2-3	0-0	0-0	0-0	0	0-0

2015	Opp	S-A-Tot	TFL-Yds	Sk-Yds	Int-Yds	PBU	FF-FR
9/3	Elon	2-1-3	0-0	0-0	0-0	0	0-0
9/12	at Syracuse	-DNP-					
9/19	at Army	-DNP-					
9/26	Indiana	-DNP-					
10/3	Florida State	0-1-1	0.5-4	0.5-4	0-0	0	0-0
10/10	Boston Col.	0-0-0	0-0	0-0	0-0	0	0-0
10/17	at UNC	-DNP-					
10/24	NC State	2-2-4	0-0	0-0	0-0	0	0-0
10/30	Louisville	0-0-0	0-0	0-0	0-0	0	0-0
11/14	at Notre Dame	0-0-0	0-0	0-0	0-0	0	0-0
11/21	at Clemson	3-0-3	0-0	0-0	0-0	0	0-0
11/28	Duke	1-0-1	0-0	0-0	0-0	0	0-0

2016	Opp	S-A-Tot	TFL-Yds	Sk-Yds	Int-Yds	PBU	FF-FR
9/1	Tulane	1-1-2	0-0	0-0	0-0	0	1-0
9/10	at Duke	2-1-3	0-0	0-0	0-0	0	0-0
9/17	Delaware	-INJ-					
9/24	at Indiana	-INJ-					
10/1	at NC State	1-0-1	0-0	0-0	0-0	0	0-0
10/8	Syracuse	2-0-2	0-0	0-0	0-0	0	0-0
10/15	at Florida St	0-0-0	0-0	0-0	0-0	0	0-0
10/29	Army	0-0-0	0-0	0-0	0-0	0	0-0

CORTEZ LEWIS WIDE RECEIVER

R-So. • 6-1 • 200 • 1VL
Demopolis, Ala.
Demopolis



2016 — Had one pass targeted to him in opener against Tulane (Sept. 1)... Made his first start of the season at Duke (Sept. 10), hauling in one pass for 37 yards... Started against Delaware (Sept. 17), catching two passes for 24 yards... Caught one pass for 12 yards against Indiana (Sept. 24)... Tallied season-highs in both receptions (6) and yards (52) against NC State (Oct. 1)... Hauled in five passes for 42 yards against Syracuse (Oct. 9)... Had a career-high 109 receiving yards on six catches at Florida State (Oct. 15)... Caught one pass for 11 yards against Army West Point (Oct. 29).

LEWIS' CAREER RECEIVING STATS

	G-GS	Rec	Yds	Avg	TD	Lg/Opponent
2015	12-11	47	611	13.0	4	78/Louisville
2016	8-5	22	287	13.0	0	37/Duke
Career	20-16	69	898	13.0	4	78/Louisville

LEWIS' GAME-BY-GAME RECEIVING STATS

2015	Opponent	Rec	Yds	Avg	TD	TD Yds
9/3	Elon	3	64	21.3	1	30
9/12	at Syracuse	5	48	9.6	0	--
9/19	at Army	6	52	8.7	0	--
9/26	Indiana	3	22	7.3	0	--
10/3	Florida State	8	70	8.8	0	--
10/10	at Boston Col.	5	65	13.0	0	--
10/17	at UNC	4	58	14.5	0	--
10/24	NC State	1	10	10.0	0	--
10/30	Louisville	1	78	78.0	1	78
11/14	at Notre Dame	2	30	15.0	0	--
11/21	at Clemson	4	45	11.3	1	30
11/28	Duke	5	68	13.6	1	22

2016	Opponent	Rec	Yds	Avg	TD	TD Yds
9/1	Tulane	0	0	0	0	--
9/10	at Duke	1	37	37.0	0	--
9/17	Delaware	2	24	12.0	0	--
9/24	at Indiana	1	14	14.0	0	--
10/1	at NC State	6	52	8.7	0	--
10/8	Syracuse	5	42	8.4	0	--
10/15	at Florida State	6	109	18.2	0	--
10/29	Army West Point	1	11	11.0	0	--

DOM MAGGIO PUNTER

Fr. • 6-3 • 185
Monkton, MD
The Boys' Latin School



2016 — Blasted a 53 yard punt in his first collegiate game against Tulane (Sept. 1)... Booted seven punts, including a then season-long 59 yard punt at Duke (Sept. 10)... Appeared as a holder against Delaware (Sept. 17) and Indiana (Sept. 24), but did not record any punts due to injury... Returned as the starting punter against NC State (Oct. 1), recording a 46.8 average on six punts including a 54-yarder... Booted six punts for a 41-yard average against Syracuse (Oct. 8), including a long of 51 yards... Launched a career-best 67-yard punt against Florida State (Oct. 15)... Averaged 45.6 yards on five punts against Army West Point (Oct. 29)

MAGGIO'S CAREER PUNTING STATS

	No.	Yds.	Avg.	Lg	In20	TB	FC	Blk
2016	38	1,670	43.9	67	17	5	8	0
Career	38	1,670	43.9	67	17	5	8	0

2016 Punting Sequence

Tulane: 51, 24, 29, 47, 44, 43, 53, 31
at Duke: 46, 47, 31, 47, 39, 56, 59
Delaware: No punts
at Indiana: No punts
at NC State: 35, 39, 52, 54, 51, 50
Syracuse: 38, 35, 41, 50, 31, 51
at Florida State: 67, 31, 35, 43, 54, 38
Army West Point: 29, 58, 42, 37, 62

JOSH OKONYE DEFENSIVE BACK

R-Jr. • 6-0 • 200 • 2VL
Sugar Land, Texas
George Ranch



2016 — Did not record any statistics in opener against Tulane (Sept. 1)... Recorded three solo tackles, two pass break-ups and one quarterback hurry against Duke (Sept. 10)... Had one assisted

tackle against Delaware (Sept. 17)... Collected three solo tackles against Indiana (Sept. 24)... Recorded no stats against NC State (Oct. 1)... Tallied one tackle and half a tackle for loss against Syracuse (Oct. 8) while adding two tackles against Florida State (Oct. 15)... Saw the field but registered no statistics against Army West Point (Oct. 29).

OKONYE'S CAREER DEFENSIVE STATS

	G-GS	S-A-Tot	TFL-Yds	Sk-Yds	Int-Yds	PBU	FF-FR
2014	12-0	12-2-14	1.5-7	0.5-6	0-0	0	1-0
2015	12-0	12-3-15	1.5-8	1-7	0-0	0	0-0
2016	8-0	8-2-10	0.5-0	0-0	0-0	2	0-0
Career	32-0	32-7-39	3.5-15	1.5-13	0	2	1-0

OKONYE'S GAME-BY-GAME DEFENSIVE STATS

2014	Opp	S-A-Tot	TFL-Yds	Sk-Yds	Int-Yds	PBU	FF-FR
8/28	at ULM	1-0-1	0-0	0-0	0-0	0	0-0
9/6	Gardner-Webb	1-0-1	0-0	0-0	0-0	0	0-0
9/13	at Utah State	0-1-1	0-0	0-0	0-0	0	0-0
9/20	Army	0-0-0	0-0	0-0	0-0	0	0-0
9/27	at Louisville	1-0-1	0-0	0-0	0-0	0	0-0
10/4	at Florida State	1-0-1	0-0	0-0	0-0	0	0-0
10/18	Syracuse	0-0-0	0-0	0-0	0-0	0	0-0
10/25	Boston College	3-0-3	1.0-1	0-0	0-0	0	1-0
11/6	Clemson	1-0-1	0-0	0-0	0-0	0	0-0
11/15	at NC State	2-0-2	0-0	0-0	0-0	0	0-0
11/22	Virginia Tech	1-0-1	0-0	0-0	0-0	0	0-0
11/29	at Duke	1-1-2	0.5-6	0.5-6	0-0	0	0-0

2015	Opp	S-A-Tot	TFL-Yds	Sk-Yds	Int-Yds	PBU	FF-FR
9/3	Elon	0-0-0	0-0	0-0	0-0	0	0-0
9/12	at Syracuse	0-0-0	0-0	0-0	0-0	0	0-0
9/19	at Army	0-0-0	0-0	0-0	0-0	0	0-0
9/26	Indiana	1-0-1	0-0	0-0	0-0	0	0-0
10/3	Florida State	3-0-3	0-0	0-0	0-0	0	0-0
10/10	at Boston Col.	1-1-2	0-0	0-0	0-0	0	0-0
10/17	at UNC	0-1-1	0-0	0-0	0-0	0	0-0
10/24	NC State	4-0-4	0-0	0-0	0-0	0	0-0
10/30	Louisville	1-0-1	0-0	0-0	0-0	0	0-0
11/14	at Notre Dame	1-1-2	0.5-1	0-0	0-0	0	0-0
11/21	at Clemson	0-0-0	0-0	0-0	0-0	0	0-0
11/28	Duke	1-0-1	1.0-7	1.0-7	0-0	0	0-0

2016	Opp	S-A-Tot	TFL-Yds	Sk-Yds	Int-Yds	PBU	FF-FR
9/1	Tulane	0-0-0	0-0	0-0	0-0	0	0-0
9/10	at Duke	3-0-3	0-0	0-0	0-0	2	0-0
9/17	Delaware	0-1-1	0-0	0-0	0-0	0	0-0
9/24	at Indiana	3-0-3	0-0	0-0	0-0	0	0-0
10/1	at NC State	0-0-0	0-0	0-0	0-0	0	0-0
10/8	Syracuse	0-1-1	0.5-0	0-0	0-0	0	0-0
10/15	at Florida St.	2-0-2	0-0	0-0	0-0	0	0-0
10/29	Army	0-0-0	0-0	0-0	0-0	0	0-0

DEVIN PIKE TIGHT END

Jr. • 6-6 • 245 • 2VL
Cincinnati, Ohio
Elder



2016 — Did not record any statistics in the opener against Tulane (Sept. 1)... Caught one pass against Duke (Sept. 10), his first reception since Nov. 6, 2014... Did not record any statistics against Delaware (Sept. 17), Indiana (Sept. 24), NC State (Oct. 1) or Syracuse (Oct. 8)... Recorded one reception for one yard in a start against Florida State (Oct. 15)... Did not record any statistics against Army West Point (Oct. 29).

2016 WAKE FOREST FOOTBALL GAME NOTES

PIKE'S CAREER RECEIVING STATS

	G-GS	Rec	Yds	Avg	TD	Lg/Opponent
2014	12-5	7	34	4.9	0	11/GWU
2015	12-4	0	0	0	0	0/-
2016	8-1	2	9	4.5	0	8/at Duke
Career	32-10	9	43	4.8	0	11/GWU

PIKE'S GAME-BY-GAME RECEIVING STATS

	Opponent	Rec	Yds	Avg	TD	TD Yds
2014	Opponent	Rec	Yds	Avg	TD	TD Yds
8/28	at ULM	0	0	0	0	-
9/6	Gardner-Webb	4	26	6.5	0	-
9/13	at Utah State	0	0	0	0	-
9/20	Army	0	0	0	0	-
9/27	at Louisville	0	0	0	0	-
10/4	at Florida St.	0	0	0	0	-
10/18	Syracuse	1	0	0.0	0	-
10/25	Boston College	1	8	8.0	0	-
11/6	Clemson	1	0	0.0	0	-
11/15	at NC State	0	0	0.0	0	-
11/22	Virginia Tech	0	0	0.0	0	-
11/29	at Duke	0	0	0.0	0	-

	Opponent	Rec	Yds	Avg	TD	TD Yds
2015	Opponent	Rec	Yds	Avg	TD	TD Yds
9/3	Elon	0	0	0	0	-
9/12	at Syracuse	0	0	0	0	-
9/19	at Army	0	0	0	0	-
9/26	Indiana	0	0	0	0	-
10/3	Florida State	0	0	0	0	-
10/10	at Boston Col.	0	0	0	0	-
10/17	at UNC	0	0	0	0	-
10/24	NC State	0	0	0	0	-
10/30	Louisville	0	0	0	0	-
11/14	at Notre Dame	0	0	0	0	-
11/21	at Clemson	0	0	0	0	-
11/28	Duke	0	0	0	0	-

	Opponent	Rec	Yds	Avg	TD	TD Yds
2016	Opponent	Rec	Yds	Avg	TD	TD Yds
9/1	Tulane	0	0	0	0	--
9/10	at Duke	1	8	8.0	0	--
9/17	Delaware	0	0	0	0	--
9/24	at Indiana	0	0	0	0	--
10/1	at NC State	0	0	0	0	--
10/8	Syracuse	0	0	0	0	--
10/15	at Florida State	1	1	1.0	0	--
10/29	Army West Point	0	0	0	0	--

CAM SERIGNE TIGHT END

R-Jr. • 6-3 • 245 • 2VL
Ashburn, Va.
Briar Woods



2016 — Hauled in three passes for 15 yards in start vs. Tulane (Sept. 1)... Had one reception for 23 yards against Duke (Sept. 10)... Caught one pass for 34 yards against Delaware (Sept. 17)... Tallied one reception for seven yards against Indiana (Sept. 24)... Caught a season-high five passes for a 52 yards against NC State (Oct. 1)... Recorded four receptions for a game and season-high 68 yards against Syracuse (Oct. 8)... Did not play against Florida State (Oct. 15) due to injury... Caught two passes for 34 yards against Army West Point (Oct. 29).

SERIGNE'S CAREER RECEIVING STATS

	G-GS	Rec	Yds	Avg	TD	Lg/Opponent
2014	12-12	54	531	9.8	5	32/GWU
2015	12-11	46	562	12.2	4	49/Duke
2016	7-7	17	233	13.7	0	34/Delaware
Career	31-30	117	1,326	11.3	9	49/Duke

SERIGNE'S GAME-BY-GAME RECEIVING STATS

	Opponent	Rec	Yds	Avg	TD	TD Yds
2014	Opponent	Rec	Yds	Avg	TD	TD Yds
8/28	at ULM	3	18	6.0	0	--
9/6	Gardner-Webb	5	62	12.4	0	--
9/13	at Utah State	7	91	13.0	0	--
9/20	Army	6	48	8.0	1	6
9/27	at Louisville	5	46	9.2	0	--
10/4	at Florida State	3	17	5.7	0	--
10/18	Syracuse	2	15	7.5	1	10
10/25	Boston College	5	43	8.6	0	--
11/6	Clemson	3	34	11.3	2	4, 14
11/15	at NC State	3	34	11.3	0	--
11/22	Virginia Tech	6	74	12.3	0	--
11/29	at Duke	6	49	8.2	1	17

	Opponent	Rec	Yds	Avg	TD	TD Yds
2015	Opponent	Rec	Yds	Avg	TD	TD Yds
9/3	Elon	3	60	20.0	1	10
9/12	at Syracuse	3	35	11.7	0	--
9/19	at Army	5	50	10.0	0	--
9/26	Indiana	5	72	14.4	0	--
10/3	Florida State	10	83	8.3	1	7
10/10	at Boston Col.	2	4	2.0	0	--
10/17	at UNC	6	65	10.8	1	1
10/24	NC State	1	3	3.0	0	--
10/30	Louisville	3	38	12.7	0	--
11/14	at Notre Dame	2	11	5.5	0	--
11/21	at Clemson	1	6	6.0	0	--
11/28	Duke	5	135	27.0	1	10

	Opponent	Rec	Yds	Avg	TD	TD Yds
2016	Opponent	Rec	Yds	Avg	TD	TD Yds
9/3	Tulane	3	15	5.0	0	--
9/10	at Duke	1	23	23.0	0	--
9/17	Delaware	1	34	34.0	0	--
9/24	at Indiana	1	7	7.0	0	--
10/1	at NC State	5	52	10.4	0	--
10/8	Syracuse	4	68	17.0	0	--
10/15	at Florida State	-INJ-				
10/29	Army West Point	2	34	17.0	0	--

CHRIS STEWART DEFENSIVE LINE

R-So. • 6-3 • 260 • 1VL
Petal, Miss.
Petal



2016 — Recorded two solo tackles, one sack, and a quarterback hurry on defensive while also blocking a blocked field goal in the fourth quarter in his start against Tulane (Sept. 1)... Tallied one solo tackle against Duke (Sept. 10)... Started against Delaware (Sept. 17), recorded one solo tackle... Made a start against Indiana (Sept. 24) but recorded no statistics... Registered three total tackles and one pass breakup against NC State. (Oct. 1)... Recorded one tackle for loss and a quarterback hurry against Syracuse (Oct. 8)... Tallied no statistics against Florida State (Oct. 15)... Made three solo stops against Army West Point (Oct. 29).

STEWART'S CAREER DEFENSIVE STATS

	G-GS	S-A-Tot	TFL-Yds	Sk-Yds	Int-Yds	PBU	FF-FR
2015	12-5	9-6-15	1.5-3	0-0	0-0	0	0-0
2016	8-7	9-2-11	2.0-11	1.0-4	0-0	1	0-0
Career	20-12	18-8-26	3.5-14	1.0-4	0-0	1	0-0

STEWART'S GAME-BY-GAME DEFENSIVE STATS

	Opp	S-A-Tot	TFL-Yds	Sk-Yds	Int-Yds	PBU	FF-FR
2015	Opp	S-A-Tot	TFL-Yds	Sk-Yds	Int-Yds	PBU	FF-FR
9/3	Elon	0-0-0	0-0	0-0	0-0	0	0-0
9/12	at Syracuse	2-0-2	0-0	0-0	0-0	0	0-0
9/19	at Army	2-1-3	1.5-3	0-0	0-0	0	0-0
9/26	Indiana	1-2-3	0-0	0-0	0-0	0	0-0
10/3	Florida State	1-0-1	0-0	0-0	0-0	0	0-0

10/10	at Boston Col.	2-1-3	0-0	0-0	0-0	0	0-0
10/17	at UNC	0-0-0	0-0	0-0	0-0	0	0-0
10/24	NC State	0-0-0	0-0	0-0	0-0	0	0-0
10/30	Louisville	0-0-0	0-0	0-0	0-0	0	0-0
11/14	at Notre Dame	0-1-1	0-0	0-0	0-0	0	0-0
11/21	at Clemson	1-0-1	0-0	0-0	0-0	0	0-0
11/28	Duke	0-1-1	0-0	0-0	0-0	0	0-0

	Opp	S-A-Tot	TFL-Yds	Sk-Yds	Int-Yds	PBU	FF-FR
2016	Opp	S-A-Tot	TFL-Yds	Sk-Yds	Int-Yds	PBU	FF-FR
9/1	Tulane	2-0-2	1.0-4	1.0-4	0-0	0	0-0
9/10	at Duke	1-0-1	0-0	0-0	0-0	0	0-0
9/17	Delaware	1-0-1	0-0	0-0	0-0	0	0-0
9/24	at Indiana	0-0-0	0-0	0-0	0-0	0	0-0
10/1	at NC State	1-2-3	0-0	0-0	0-0	1	0-0
10/8	Syracuse	1-0-1	1.0-7	0-0	0-0	0	0-0
10/15	at Florida St.	0-0-0	0-0	0-0	0-0	0	0-0
10/29	Army	3-0-3	0-0	0-0	0-0	0	0-0

CHUCK WADE WIDE RECEIVER

So. • 6-0 • 200 • 1VL
Jacksonville, Fla.
Bishop Kenny



2016 — Had two receptions for 14 yards in opener against Tulane (Sept. 1)... Recorded one reception for two yards in a start at Duke (Sept. 10)... Caught two passes for 14 yards against Delaware (Sept. 17)... Hauled in a career-high six passes for 59 yards against Indiana (Sept. 24), including a 26 yard touchdown catch... Tallied three catches for 18 yards against NC State (Oct. 1)... Caught one pass for 18 yards against Syracuse (Oct. 8)... Recorded three receptions for 16 yards against Florida State (Oct. 15)... Tallied two receptions for 13 yards and carried the ball once for four yards against Army West Point (Oct. 29).

WADE'S CAREER RECEIVING STATS

	G-GS	Rec	Yds	Avg	TD	Lg/Opponent
2015	12-0	33	348	10.5	1	33/Elon
2016	8-4	19	162	8.5	1	26/at Indiana
Career	20-4	52	510	9.8	2	33/Elon

WADE'S GAME-BY-GAME RECEIVING STATS

	Opponent	Rec	Yds	Avg	TD	TD Yds
2015	Opponent	Rec	Yds	Avg	TD	TD Yds
9/3	Elon	4	70	17.5	1	27
9/12	at Syracuse	5	82	16.4	0	--
9/19	at Army	0	0	0.0	0	--
9/26	Indiana	5	56	11.2	0	--
10/3	Florida State	2	4	2.0	0	--
10/10	at Boston Col.	2	17	8.5	0	--
10/17	at UNC	1	4	4.0	0	--
10/24	NC State	4	43	10.8	0	--
10/30	Louisville	1	12	12.0	0	--
10/14	at Notre Dame	3	17	5.7	0	--
10/21	at Clemson	2	-7	-3.5	0	--
11/28	Duke	4	50	12.5	0	--

	Opponent	Rec	Yds	Avg	TD	TD Yds
2016	Opponent	Rec	Yds	Avg	TD	TD Yds
9/1	Tulane	2	14	7.0	0	--
9/10	at Duke	1	2	2.0	0	--
9/17	Delaware	2	14	7.0	0	--
9/24	at Indiana	6	59	9.8	1	26
10/1	at NC State	3	18	6.0	0	--
10/8	Syracuse	1	18	18.0	0	--
10/15	at Florida State	3	16	5.3	0	--
10/29	Army West Point	2	13	6.5	0	--

2016 WAKE FOREST FOOTBALL GAME NOTES

SCOTTY WASHINGTON WIDE RECEIVER

R-Fr. • 6-5 • 220
Washington, D.C.
St. John's



2016 — Had one catch for eight yards against Tulane (Sept. 1), his first collegiate game... Reordered no receptions against Duke (Sept. 10)... Caught one pass for 10 yards against Delaware (Sept. 17)... Tallied no receptions against Indiana (Sept. 24)... Caught two passes for 35 yards at NC State (Oct. 1)... Played against Syracuse (Oct. 8) but did not record a catch... Did not record a catch in two attempts against Florida St. (Oct. 15)... Recorded one catch for five yards against Army West Point (Oct. 29).

WASHINGTON'S CAREER RECEIVING STATS


	G-GS	Rec	Yds	Avg	TD	Lg/Opponent
2016	8-0	5	58	11.6	0	26/at NC State
Career	8-0	5	58	11.6	0	26/at NC State

WASHINGTON'S GAME-BY-GAME RECEIVING STATS

2016	Opponent	Rec	Yds	Avg	TD	TDYds
9/1	Tulane	1	8	8.0	0	--
9/10	at Duke	0	0	0	0	--
9/17	Delaware	1	10	10.0	0	--
9/24	at Indiana	0	0	0	0	--
10/1	at NC State	2	35	17.5	0	--
10/8	Syracuse	0	0	0	0	--
10/15	at Florida St.	0	0	0	0	--
10/29	Army West Point	1	5	5.0	0	--

BRAD WATSON DEFENSIVE BACK

Sr. • 6-0 • 190 • 3VL
Round Rock, Texas
Westwood



2016 — Tallied seven tackles as a starter in the opener against Tulane (Sept. 1)... Recorded an interception to seal the Deacs' victory over Duke (Sept. 10) while adding nine solo tackles... Started against Delaware (Sept. 17) but did not record stats... Recorded six solo tackles and one interception against Indiana (Sept. 23)... Recorded three solo tackles at NC State (Oct. 1)... Forced a fumble and recorded five solo tackles against Syracuse (Oct. 8)... Recorded his first pass breakup of the season against Florida St. (Oct. 15)... Tallied one solo tackle against Army West Point (Oct. 29).

WATSON'S CAREER DEFENSIVE STATS

	G-GS	S-A-Tot	TFL-Yds	Sk-Yds	Int-Yds	PBU	FF-FR
2013	12-0	7-2-9	0-0	0-0	0-0	0	0-0
2014	12-0	12-5-17	0-0	0-0	0-0	4	0-1
2015	12-12	47-25-72	2.5-10	1.0-7	2-18	16	1-0
2016	8-8	30-7-37	0-0	0-0	2-7	1	1-0
Career	44-20	96-39-135	2.5-10	1.0-7	4-25	21	2-1

WATSON'S GAME-BY-GAME DEFENSIVE STATS

2013	Opp	S-A-Tot	TFL-Yds	Sk-Yds	Int-Yds	PBU	FF-FR
8/29	Presbyterian	0-0-0	0-0	0-0	0-0	0	0-0
9/6	at Boston Col.	0-0-0	0-0	0-0	0-0	0	0-0
9/14	ULM	0-0-0	0-0	0-0	0-0	0	0-0
9/21	at Army	1-0-1	0-0	0-0	0-0	0	0-0
9/28	at Clemson	2-0-2	0-0	0-0	0-0	0	0-0
10/5	NC State	0-0-0	0-0	0-0	0-0	0	0-0

10/19	Maryland	4-1-5	0-0	0-0	0-0	0	0-0
10/26	at Miami	0-1-1	0-0	0-0	0-0	0	0-0
11/2	at Syracuse	0-0-0	0-0	0-0	0-0	0	0-0
11/9	Florida State	0-0-0	0-0	0-0	0-0	0	0-0
11/23	Duke	0-0-0	0-0	0-0	0-0	0	0-0
11/30	at Vanderbilt	0-0-0	0-0	0-0	0-0	0	0-0

2014	Opp	S-A-Tot	TFL-Yds	Sk-Yds	Int-Yds	PBU	FF-FR
8/28	at ULM	0-1-1	0-0	0-0	0-0	0	0-0
9/6	Gardner-Webb	2-0-1	0-0	0-0	0-0	0	0-0
9/13	at Utah State	0-0-0	0-0	0-0	0-0	0	0-0
9/20	Army	0-0-0	0-0	0-0	0-0	0	0-0
9/27	at Louisville	3-0-3	0-0	0-0	0-0	2	0-0
10/4	at Florida St.	1-0-1	0-0	0-0	0-0	0	0-0
10/18	Syracuse	0-2-2	0-0	0-0	0-0	0	0-0
10/25	Boston College	0-0-0	0-0	0-0	0-0	0	0-1
11/6	Clemson	2-2-4	0-0	0-0	0-0	2	0-0
11/15	at NC State	1-0-1	0-0	0-0	0-0	0	0-0
11/22	Virginia Tech	2-0-2	0-0	0-0	0-0	0	0-0
11/29	at Duke	1-0-1	0-0	0-0	0-0	0	0-0

2015	Opp	S-A-Tot	TFL-Yds	Sk-Yds	Int-Yds	PBU	FF-FR
9/3	Elon	3-0-3	0-0	0-0	0-0	2	0-0
9/12	at Syracuse	3-1-4	1.0-7	1.0-7	0-0	1	1-0
9/19	at Army	4-0-4	0-0	0-0	0-0	0	0-0
9/26	Indiana	8-6-14	0-0	0-0	0-0	0	0-0
10/3	Florida State	2-1-3	0-0	0-0	0-0	2	0-0
10/10	at Boston Col.	3-1-4	0-0	0-0	0-0	1	0-0
10/17	at UNC	2-2-4	0-0	0-0	1-12	1	0-0
10/24	NC State	4-3-7	0.5-0	0-0	0-0	0	0-0
10/30	Louisville	5-3-8	0-0	0-0	0-0	2	0-0
11/14	at Notre Dame	3-1-4	0-0	0-0	0-0	0	0-0
11/21	at Clemson	5-4-9	1.0-3	0-0	1-6	0	0-0
11/28	Duke	5-3-8	0-0	0-0	0-0	6	0-0

2016	Opp	S-A-Tot	TFL-Yds	Sk-Yds	Int-Yds	PBU	FF-FR
9/1	Tulane	4-3-7	0-0	0-0	0-0	0	0-0
9/10	at Duke	9-0-9	0-0	0-0	1-7	0	0-0
9/17	Delaware	0-0-0	0-0	0-0	0-0	0	0-0
9/24	at Indiana	6-1-7	0-0	0-0	1-0	0	0-0
10/1	at NC State	3-2-5	0-0	0-0	0-0	0	0-0
10/8	Syracuse	5-0-5	0-0	0-0	0-0	0	1-0
10/15	at Florida St.	2-1-3	0-0	0-0	0-0	1	0-0
10/29	Army	1-0-1	0-0	0-0	0-0	0	0-0

MIKE WEAVER PLACEKICKER

R-Jr. • 6-1 • 180 • 2VL
Pine City, N.Y.
Southside



2016 — Did not attempt a field goal against Tulane (Sept. 1)... Converted his only attempt, a 34-yarder, against Duke (Sept. 10)... Went 1-of-2 against Delaware (Sept. 17), making a 42-yarder and missing a 31-yarder... Went 2-2 against Indiana (Sept. 23) with 46 and 30-yard makes... Went 3-3 against NC State (Oct. 1), connecting from 34, 29 and 41 yards... Did not attempt a field goal against Syracuse (Oct. 8) but converted all four PATs... Made two-of-three field goal attempts against Florida St. (Oct. 15) including 29- and 34-yarders... Went 2-for-3 against Army West Point (Oct. 29) including 34 and 37 yard makes.

WEAVER'S CAREER KICKING STATS

	FG-A	Pct.	0-19	20-29	30-39	40-49	50+	PAT	PTS
2014	15-19	.789	0-0	4-4	8-10	2-3	1-2	19-19	64
2015	11-18	.611	0-0	5-6	5-6	1-3	0-3	21-22	54
2016	12-14	.857	0-0	2-2	2-7	3-5	0-0	17-17	39
TOTALS	38-51	.745	0-0	11-12	19-24	6-11	1-5	58-59	157

2014 Field Goal Sequence (**Made/Missed**):
at ULM: **38**
Gardner-Webb: **27, 37, 28**
at Utah State: **30**

Army: **20**
at Louisville: **43**
at Florida State: **36**
Syracuse: --
Boston College: **28**
Clemson: **50, 54, 31**
at NC State: **32, 39**
Virginia Tech: **42, 37, 37, 49, 39**
at Duke: --

2015 Field Goal Sequence (**Made/Missed**):

Elon: **28, 37, 32**
at Syracuse: **27, 50**
at Army: **47**
Indiana: **30**
Florida State: **28, 34, 29**
at Boston College: **43, 25**
at UNC: **47, 51**
NC State: **38**
Louisville: **36**
at Notre Dame: **51**
at Clemson: --
Duke: **28**

2016 Field Goal Sequence (**Made/Missed**):

Tulane: --
at Duke: **34**
Delaware: **42, 31**
at Indiana: **46, 30**
at NC State: **34, 29, 41**
Syracuse: --
at Florida St.: **34, 29, 40**
Army West Point: **37, 46, 34**

JABOREE WILLIAMS LINEBACKER

Jr. • 6-0 • 240 • 2VL
Deerfield Beach, Fla.
Fort Lauderdale



2016 — Tallied three solo tackles and assisted on one tackle in his first career start against Tulane (Sept. 1)... Did not play at Duke (Sept. 10) due to injury... Saw limited action against Delaware (Sept. 17), recording no statistics... Recorded his first career sack against Indiana (Sept. 23)... Tallied a career-high six total tackles, three solo and three assists, at NC State (Oct. 1)... Recorded three solo tackles against Syracuse (Oct. 8)... Tallied one tackle for loss against Florida St. (Oct. 15) and recorded four total tackles... Recorded a career-high four solo tackles including one sack and three tackles for loss against Army West Point (Oct. 29).

WILLIAMS' CAREER DEFENSIVE STATS

	G-GS	S-A-Tot	TFL-Yds	Sk-Yds	Int-Yds	PBU	FF-FR
2014	12-0	8-5-13	0.0-0	0.0-0	0-0	0	0-0
2015	12-0	6-7-13	1.0-1	0.0-0	0-0	1	0-0
2016	7-5	19-8-27	5.0-22	2.0-16	0-0	0	0-0
Career	31-5	33-20-53	6.0-23	2.0-16	0-0	1	0-0

WILLIAMS' GAME-BY-GAME DEFENSIVE STATS

2014	Opp	S-A-Tot	TFL-Yds	Sk-Yds	Int-Yds	PBU	FF-FR
8/28	at ULM	0-1-1	0-0	0-0	0-0	0	0-0
9/6	Gardner-Webb	3-0-3	0-0	0-0	0-0	0	0-0
9/13	at Utah State	0-1-1	0-0	0-0	0-0	0	0-0
9/20	Army	0-1-1	0-0	0-0	0-0	0	0-0
9/27	at Louisville	0-0-0	0-0	0-0	0-0	0	0-0
10/4	at Florida State	1-0-1	0-0	0-0	0-0	0	0-0
10/18	Syracuse	1-0-1	0-0	0-0	0-0	0	0-0
10/25	Boston College	1-0-1	0-0	0-0	0-0	0	0-0
11/6	Clemson	1-0-1	0-0	0-0	0-0	0	0-0
11/15	at NC State	0-0-0	0-0	0-0	0-0	0	0-0

2016 WAKE FOREST FOOTBALL GAME NOTES

11/22	Virginia Tech	0-1-1	0-0	0-0	0-0	0	0-0
11/29	at Duke	1-1-2	0-0	0-0	0-0	0	0-0

2015	Opp	S-A-Tot	TFL-Yds	Sk-Yds	Int-Yds	PBU	FF-FR
9/3	Elon	1-1-2	1.0-1	0-0	0-0	0	0-0
9/12	at Syracuse	0-0-0	0-0	0-0	0-0	0	0-0
9/19	at Army	0-0-0	0-0	0-0	0-0	0	0-0
9/26	Indiana	0-2-2	0-0	0-0	0-0	0	0-0
10/3	Florida State	0-0-0	0-0	0-0	0-0	0	0-0
10/10	at Boston Col.	0-1-1	0-0	0-0	0-0	0	0-0
10/17	at UNC	0-1-1	0-0	0-0	0-0	0	0-0
10/24	NC State	0-0-0	0-0	0-0	0-0	0	0-0
10/30	Louisville	0-0-0	0-0	0-0	0-0	0	0-0
11/14	at Notre Dame	0-0-0	0-0	0-0	0-0	0	0-0
11/21	at Clemson	3-1-4	0-0	0-0	0-0	0	0-0
11/28	Duke	1-1-2	0-0	0-0	0-0	1	0-0

2016	Opp	S-A-Tot	TFL-Yds	Sk-Yds	Int-Yds	PBU	FF-FR
9/1	Tulane	3-1-4	0-0	0-0	0-0	0	0-0
9/10	at Duke	-INJ-					
9/17	Delaware	0-0-0	0-0	0-0	0-0	0	0-0
9/24	at Indiana	3-0-3	1.0-7	1.0-7	0-0	0	0-0
10/1	at NC State	3-3-6	0-0	0-0	0-0	0	0-0
10/8	Syracuse	3-0-3	0-0	0-0	0-0	0	0-0
10/15	at Florida St.	3-1-4	1.0-2	0-0	0-0	0	0-0
10/29	Army	4-3-7	1.0-9	3.0-13	0-0	0	0-0

JOHN WOLFORD QUARTERBACK

Jr. • 6-1 • 205 • 2VL
Jacksonville, Fla.
Bishop Kenny



2016 — Completed 9-of-17 passes while adding 15 rushing yards as the starter quarterback against Tulane (Sept. 1)... Completed three of five passes against Duke (Sept. 10) for 17 yards... Came in for relief of Kendall Hinton, who was injured, against Delaware (Sept. 17), finishing 13 of 24 for 155 yards and one touchdown and added seven rushes for 70 yards and a score... Completed 16 of 29 passes for 172 yards with one touchdown pass and two rushing touchdowns... Threw for a season-high 263 yards at NC State (Oct. 1), including a 9-yard touchdown pass, and completed 25 of 41 passes... Completed 13-of-22 passes for 140 yards against Syracuse (Oct. 8) while tacking on a career-high 94 rushing yards and two rushing touchdowns... Completed 16-of-34 passes and added 20 rushing yards against Florida St. (Oct. 15)... Went 23-for-43 against Army West Point (Oct. 29) for 220 yards while adding 67 rushing yards.

WOLFORD'S CAREER PASSING STATS

	G-GS	Cmp	Att	Pct	Yds	Int	TD	Lg/Opponent
2014	12-12	214	367	.583	2,037	14	12	46/Boston Col.
2015	11-10	142	233	.609	1,791	11	9	58/Louisville
2016	8-7	118	215	.549	1,230	7	3	48/Army
Career	31-29	474	815	.512	5,058	32	24	58/Louisville

WOLFORD'S GAME-BY-GAME PASSING STATS

2014	Opponent	Cmp	Att	Yds	Int	TD	TD Pass
8/28	at ULM	12	22	97	1	0	--
9/6	Garnder-Webb	30	38	291	3	2	10, 14
9/13	at Utah State	20	50	257	2	2	3, 10
9/20	Army	25	35	238	1	2	6, 12
9/27	at Louisville	19	34	122	3	0	--
10/4	at Florida State	9	15	58	1	0	--
10/18	Syracuse	9	14	72	1	1	10
10/25	Boston College	22	30	242	1	0	--
11/6	Clemson	11	29	88	0	2	4, 14
11/15	at NC State	15	32	161	0	0	--
11/22	Virginia Tech	18	32	160	1	0	--
11/29	at Duke	24	36	251	0	3	27, 17, 40

2015	Opponent	Cmp	Att	Yds	Int	TD	TD Pass
9/3	Elon	20	27	323	0	3	10, 30, 27
9/12	at Syracuse	30	45	373	3	1	40
9/19	at Army	3	5	16	1	0	--
9/26	Indiana	-INJ-					
10/3	Florida State	0	1	0	0	0	--
10/10	at Boston Col.	11	25	109	1	0	--
10/17	at UNC	16	22	176	0	2	1, 5
10/24	NC State	2	5	15	0	0	--
10/30	Louisville	6	19	131	3	1	58
11/14	at Notre Dame	19	30	219	1	0	--
11/21	at Clemson	12	20	91	0	0	--
11/28	Duke	23	35	338	2	2	10, 22

2016	Opponent	Cmp	Att	Yds	Int	TD	TD Pass
9/1	Tulane	9	17	79	0	0	--
9/10	at Duke	3	5	17	0	0	--
9/17	Delaware	13	24	155	1	1	4
9/24	at Indiana	16	29	172	0	1	26
10/1	at NC State	25	41	263	0	1	9
10/8	Syracuse	13	22	140	1	0	--
10/15	at Florida St.	16	34	184	2	0	--
10/29	Army West Point	23	43	220	3	0	--

WOLFORD'S CAREER RUSHING STATS

	G-GS	Att	Yds	Avg	TD	Lg/Opponent
2014	12-12	104	-151	-1.5	0	9/ULM, BC, NCSU
2015	11-10	73	79	1.1	3	70/Elon
2016	8-7	78	363	4.7	5	37/Syracuse
Career	31-29	240	291	1.2	7	70/Elon

WOLFORD'S GAME-BY-GAME RUSHING STATS

2014	Opponent	Att	Yds	Avg	TD	TD Yds
8/28	at ULM	11	-40	-3.6	0	--
9/6	Gardner-Webb	12	29	2.4	0	--
9/13	at Utah State	9	-32	-3.5	0	--
9/20	Army	5	-15	-3.0	0	--
9/27	at Louisville	10	-53	-5.3	0	--
10/4	at Florida State	5	-22	-4.4	0	--
10/18	Syracuse	1	4	4.0	0	--
10/25	Boston College	9	2	0.2	0	--
11/6	Clemson	8	-31	-3.9	0	--
11/15	at NC State	9	8	0.9	0	--
11/22	Virginia Tech	17	0	0.0	0	--
11/29	at Duke	8	-1	-0.1	0	--

2015	Opponent	Att	Yds	Avg	TD	TD Yds
9/3	Elon	7	63	9.0	1	70
9/12	at Syracuse	8	-21	-2.6	1	6
9/19	at Army	3	7	2.3	0	--
9/26	Indiana	-INJ-				
10/3	Florida State	0	0	0.0	0	--
10/10	at Boston Col.	8	9	1.1	0	--
10/17	at UNC	10	19	1.9	0	--
10/24	NC State	4	-13	-3.3	0	--
10/30	Louisville	3	10	3.3	0	--
11/14	at Notre Dame	15	5	0.3	1	1
11/21	at Clemson	8	-30	-3.8	0	--
11/28	Duke	7	12	2.6	0	--

2016	Opponent	Att	Yds	Avg	TD	TD Yds
9/1	Tulane	5	15	3.0	0	--
9/10	at Duke	6	8	1.3	0	--
9/17	Delaware	7	70	10.0	1	7
9/24	at Indiana	14	61	4.4	2	11, 4
10/1	at NC State	9	28	3.1	0	--
10/8	Syracuse	12	94	7.8	2	7, 37
10/15	at Florida St.	15	20	1.3	0	--
10/29	Army West Point	10	67	6.6	0	--

WILLIE YARBARY DEFENSIVE LINE

R-So. • 6-2 • 280 • 1VL
Augusta, Ga.
Richmond Academy



2016 — Talled one solo tackle against Tulane (Sept. 1) in the opener... Did not play against Duke (Sept. 10) due to injury... Recorded an assisted tackle against Delaware (Sept. 17)... Recorded one solo tackle against Indiana (Sept. 24)... Collected three total tackles against NC State (Oct. 1)... Recorded one solo tackle against Syracuse (Oct. 8)... Recorded a solo tackle against Florida St. (Oct. 15)... Talled two solo tackles and a tackle assist against Army West Point (Oct. 29).

YARBARY'S CAREER DEFENSIVE STATS

	G-GS	S-A-Tot	TFL-Yds	Sk-Yds	Int-Yds	PBU	FF-FR
2015	11-0	4-7-11	0.5-1	0-0	0-0	0	0-0
2016	7-1	7-4-11	0-0	0-0	0-0	0	0-0
Career	18-1	11-11-22	0.5-1	0-0	0-0	0	0-0

YARBARY'S GAME-BY-GAME DEFENSIVE STATS

2015	Opp	S-A-Tot	TFL-Yds	Sk-Yds	Int-Yds	PBU	FF-FR
9/3	Elon	2-1-3	0-0	0-0	0-0	0	0-0
9/12	at Syracuse	2-0-2	0-0	0-0	0-0	0	0-0
9/19	at Army	0-2-2	0.5-1	0-0	0-0	0	0-0
9/26	Indiana	0-1-1	0-0	0-0	0-0	0	0-0
10/3	Florida State	0-0-0	0-0	0-0	0-0	0	0-0
10/10	at Boston Col.	-INJ-					
10/17	at UNC	0-0-0	0-0	0-0	0-0	0	0-0
10/24	NC State	0-1-1	0-0	0-0	0-0	0	0-0
10/30	Louisville	0-0-0	0-0	0-0	0-0	0	0-0
11/14	at Notre Dame	0-0-0	0-0	0-0	0-0	0	0-0
11/21	at Clemson	0-2-2	0-0	0-0	0-0	0	0-0
11/28	Duke	0-0-0	0-0	0-0	0-0	0	0-0

2016	Opp	S-A-Tot	TFL-Yds	Sk-Yds	Int-Yds	PBU	FF-FR
9/1	Tulane	1-0-1	0-0	0-0	0-0	0	0-0
9/10	at Duke	-INJ-					
9/17	Delaware	0-1-1	0-0	0-0	0-0	0	0-0
9/23	at Indiana	1-0-1	0-0	0-0	0-0	0	0-0
10/1	at NC State	1-2-3	0-0	0-0	0-0	0	0-0
10/8	Syracuse	1-0-1	0-0	0-0	0-0	0	0-0
10/15	at Florida St.	1-0-1	0-0	0-0	0-0	0	0-0
10/29	Army	2-1-3	0-0	0-0	0-0	0	0-0

2016 WAKE FOREST FOOTBALL GAME NOTES

THE LAST TIME...

A kickoff was returned for a touchdown:

WAKE: Kevin Marion, vs. UNC, Oct. 27, 2007 (98 yds)
OPP: Kermit Whitfield, vs. Florida State, Nov. 9, 2013 (97 yds)

A punt was returned for a touchdown:

WAKE: Michael Campanaro, at Clemson, Nov. 12, 2011 (50 yds)
OPP: Bra'Lon Cherry vs. NC State, Oct. 24, 2015 (52 yds)

An interception was returned for a touchdown:

WAKE: Jessie Bates, at Indiana, Sept. 24, 2016 (55 yds)
OPP: Andrew Trumbetti, at Notre Dame, Nov. 14, 2015 (28 yds)

A fumble was recovered for a touchdown:

WAKE: Cameron Glenn, vs. Syracuse, Oct. 8, 2016 (83 yds)
OPP: Casey Blaser, at Duke, Nov. 29, 2014 (0 yards)

A safety was recorded:

WAKE: vs. Louisville, Oct. 30, 2015
OPP: vs. Syracuse, Oct. 8, 2016

A shutout was recorded:

WAKE: Wake Forest 3, Boston College 0, Oct. 10, 2015
OPP: Syracuse 13, Wake Forest 0, Nov. 2, 2013

A tie game was played:

WAKE: Wake Forest 17, Rice 17, Sept. 30, 1989

An overtime game was played:

WAKE: Wake Forest 6, Virginia Tech 3, Nov. 22, 2014 (2OT)

A run went for 50+ yards:

WAKE: Cade Carney, vs. Duke, Sept. 10, 2016 (55 yards)
OPP: Josh Adams, at Notre Dame, Nov. 14, 2015 (98 yards)

A pass reception went for 50+ yards:

WAKE: Kendall Hinton to Alex Bachman (62 yds)
at Duke, Sept. 10, 2016
OPP: Deondre Francois to Travis Rudolph (58 yds)
at Florida State, Oct. 15, 2016

An individual rushed for 100+ yards in a game:

WAKE: Cade Carney, vs. Syracuse, Oct. 8, 2016 (104 yds)
OPP: Dalvin Cook, at Florida State, Oct. 15, 2016 (115 yds)

An individual rushed for 200+ yards in a game:

WAKE: Josh Harris, at Virginia Tech, Oct. 16, 2010 (241 yds)
OPP: Matthew Dayes, vs. NC State, Oct. 24, 2015 (205 yds)

Two teammates each rushed for 100+ yards in a game:

WAKE: vs. Army (Josh Harris 129, Deandre Martin 117), Sept. 22, 2012
OPP: vs. Army (Raymond Maples 140, Larry Dixon 112), Sept. 22, 2012

An individual passed for 300+ yards in a game:

WAKE: John Wolford, vs. Duke, Nov. 28, 2015 (338 yds)
OPP: Deondre Francois, at Florida State, Oct. 15, 2016 (319 yds)

An individual passed for 400+ yards in a game:

WAKE: Brian Kuklick vs. NC State, Nov. 7, 1998 (411 yds)
OPP: Richard Lagow, at Indiana, Sept. 24, 2016 (496 yds)

An individual completed 20+ passes in a game:

WAKE: John Wolford, vs. Army, Oct. 29, 2016 (23)
OPP: Deondre Francois, at Florida State, Oct. 15, 2016 (22)

An individual completed 30+ passes in a game:

WAKE: John Wolford, at Syracuse, Sept. 12, 2015 (30)
OPP: Daniel Jones, at Duke, Sept. 10, 2016 (31)

An individual completed 40+ passes in a game:

WAKE: Rusty LaRue, vs. NC State, Nov. 18, 1995 (50)
OPP: Kolton Browning, vs. ULM, Sept. 14, 2013 (43)

An individual made 10+ receptions in a game:

WAKE: Cam Serigne, vs. Florida State, Oct 3, 2015 (10)
OPP: Travis Rudolph, at Florida State, Oct. 15, 2016 (13)

An individual had 100+ receiving yards in a game:

WAKE: Tabari Hines, at NC State, Oct. 1, 2016 (125)
OPP: Edgar Poe, vs. Army, Oct. 29, 2016 (122)

An individual had 200+ receiving yards in a game:

WAKE: John Henry Mills, at Duke, Nov. 30, 1990, (230 yds)
OPP: Travis Rudolph, at Florida State, Oct. 15, 2016 (238)

An individual scored three touchdowns in a game:

WAKE: Cade Carney, at Duke, Sept. 10, 2016 (3)
OPP: Mack Hollins, at North Carolina, Oct. 17, 2015 (3)

An individual scored four touchdowns in a game:

WAKE: Chris Barclay, vs. East Carolina, Sept. 17, 2005 (4)
OPP: C. Brockington, Connecticut, Nov. 15, 2003 (4)

A 50-yard field goal was kicked:

WAKE: Mike Weaver, vs. Clemson, Nov. 4, 2014 (50 yds)
OPP: Ross Martin, vs. Duke, Nov. 28, 2015 (51 yds)

A team rushed for 200+ yards in a game:

WAKE: vs. Delaware, Sept. 17, 2016 (302 yds)
OPP: vs. Army, Oct. 29, 2016 (238 yds)

A team rushed for 300+ yards in a game:

WAKE: vs. Delaware, Sept. 17, 2016 (302 yds)
OPP: at NC State, Nov. 15, 2014 (362 yds)

A team rushed for 400+ yards in a game:

WAKE: vs. Presbyterian, Sept. 2, 2010 (415 yds)
OPP: vs. Army, Sept. 22, 2012 (429 yds)

A team rushed for 500+ yards in a game:

WAKE: vs. Tulsa, Oct. 16, 1971 (528 yds)
OPP: at Clemson, Oct. 31, 1981 (536 yds)

A team rushed for less than 100 yards in a game:

WAKE: at Florida State, Oct. 15, 2016 (68 yds)
OPP: vs. Delaware, Sept. 17, 2016 (56 yds)

A team passed for 300+ yards in a game:

WAKE: vs. Duke, Nov. 28, 2015 (338 yds)
OPP: at Florida State, Oct. 15, 2016 (319 yds)

A team passed for 400+ yards in a game:

WAKE: vs. Miami, Oct. 31, 2009 (408 yds)
OPP: at Indiana, Sept. 24, 2016 (496 yds)

A team passed for less than 100 yards in a game:

WAKE: vs. Tulane, Sept. 1, 2016 (96 yds)
OPP: vs. Delaware, Sept. 17, 2016 (56 yds)

A team had 500 yards in total offense:

WAKE: vs. Elon, Sept. 3, 2015 (591 yds)
OPP: at NC State, Oct. 1, 2016 (527 yds)

A team had 600 yards in total offense:

WAKE: vs. North Carolina, Oct. 26, 1968 (632 yds)
OPP: at Indiana, Sept. 24, 2016 (611 yds)

A team had 700 yards in total offense:

WAKE: Never
OPP: at Florida State, Oct. 14, 1995 (749 yds)

A team had less than 300 yards in total offense:

WAKE: at Florida State, Oct. 15, 2016 (252 yds)
OPP: vs. Delaware, Sept. 16, 2016 (94 yds)

A team had less than 200 yards in total offense:

WAKE: vs. Tulane, Sept. 1, 2016 (175 yds)
OPP: vs. Delaware, Sept. 16, 2016 (94 yds)

An individual kicked 3+ field goals:

WAKE: Mike Weaver, at NC State, Oct. 1, 2016 (3)
OPP: Cole Murphy, at Syracuse, Sept. 12, 2015 (3)

An individual had 2+ interceptions:

WAKE: Jessie Bates, at Indiana, Sept. 24, 2016 (2)
OPP: Brandon Jackson, at Army, Sept. 19, 2015 (2)

A field goal was blocked:

WAKE: Brad Watson, at Indiana, Sept. 24, 2016
OPP: vs. Mississippi State, Dec. 30, 2011

A punt was blocked:

WAKE: Steve Donatelli, at ULM, Aug. 28, 2014
OPP: Andrew Williamson, vs. Vanderbilt, Nov. 24, 2012

A PAT was blocked:

WAKE: Tylor Harris, at Clemson, Nov. 21, 2015
OPP: Jacobbi McDaniel, vs. Florida St., Oct. 8, 2011

A team scored a defensive PAT:

WAKE: vs. Presbyterian, Sept. 2, 2010
OPP: at North Carolina, Nov. 8, 2003

Multiple blocked kicks in the same game:

WAKE: C.J. Washington and Chris Givens each blocked punts at Vanderbilt, Nov. 27, 2010
OPP: at Maryland, two punts blocked, Oct. 30, 2010

A team did not punt in a game:

WAKE: Not since 1946
OPP: at Clemson, Oct. 31, 1981

A player scored a touchdown on his birthday:

WAKE: Josh Adams vs. Maryland, Sept. 22, 2007

2016 WAKE FOREST FOOTBALL GAME NOTES

OPPONENTS' SCHEDULES & RESULTS

TULANE GREEN WAVE (3-5, 0-4 AAC)

Sept. 1	at Wake Forest	L, 3-7
Sept. 10	SOUTHERN	W, 66-21
Sept. 17	NAVY*	L, 14-21
Sept. 24	UL LAFAYETTE	W, 41-39 (4 OT)
Oct. 1	at Massachusetts	W, 31-24
Oct. 14	MEMPHIS*	L, 14-24
Oct. 22	at Tulsa*	L, 27-50
Oct. 29	SMU*	L, 31-35
Nov. 5	at UCF*	5:00
Nov. 12	at Houston*	TBA
Nov. 19	TEMPLE*	TBA
Nov. 26	at UCONN*	TBA

DUKE BLUE DEVILS (3-5, 0-4 ACC)

Sept. 3	N.C. CENTRAL	W, 49-6
Sept. 10	WAKE FOREST*	L, 14-24
Sept. 17	at Northwestern	L, 13-24
Sept. 24	at Notre Dame	W, 38-35
Oct. 1	VIRGINIA*	L, 20-34
Oct. 8	ARMY*	W, 13-6
Oct. 14	at Louisville*	L, 14-24
Oct. 29	at Georgia Tech*	L, 35-38
Nov. 5	VIRGINIA TECH*	3:30
Nov. 10	NORTH CAROLINA*	7:30
Nov. 19	at Pitt*	TBA
Nov. 26	at Miami*	TBA

DELAWARE BLUE HENS (3-5, 1-4 CAA)

Sept. 1	DELAWARE STATE	W, 56-14
Sept. 10	at Lafayette	W, 24-6
Sept. 17	at Wake Forest	L, 21-38
Oct. 1	at James Madison*	L, 20-43
Oct. 8	MAINE*	L, 28-21
Oct. 15	at William & Mary*	L, 17-24
Oct. 22	STONY BROOK*	L, 3-28
Oct. 29	TOWSON*	W, 20-6
Nov. 5	at Albany*	1:00
Nov. 12	at Richmond*	3:30
Nov. 19	VILLANOVA*	1:00

INDIANA HOOSIERS (4-4, 2-3 BIG TEN)

Sept. 1	at Florida International	W, 34-13
Sept. 10	BALL STATE	W, 30-20
Sept. 24	WAKE FOREST	L, 28-33
Oct. 1	MICHIGAN STATE*	W, 24-21 (OT)
Oct. 8	at Ohio State*	L, 17-38
Oct. 15	NEBRASKA*	L, 22-27
Oct. 22	at Northwestern*	L, 14-24
Oct. 29	MARYLAND*	W, 42-36
Nov. 5	at Rutgers*	12:00
Nov. 12	PENN STATE*	TBA
Nov. 19	at Michigan*	TBA
Nov. 26	PURDUE*	TBA

NC STATE WOLFPACK (4-4, 1-3 ACC)

Sept. 1	WILLIAM & MARY	W, 48-14
Sept. 10	at East Carolina	L, 30-33
Sept. 17	OLD DOMINION	W, 49-22
Oct. 1	WAKE FOREST*	W, 33-16
Oct. 8	NOTRE DAME	W, 10-3
Oct. 15	at Clemson*	L, 17-24 (OT)
Oct. 22	at Louisville*	L, 13-54
Oct. 29	BOSTON COLLEGE*	L, 14-21
Nov. 5	FLORIDA STATE*	7:00
Nov. 12	at Syracuse*	TBA
Nov. 19	MIAMI*	TBA
Nov. 25	at North Carolina*	12:00/3:00

SYRACUSE ORANGE (4-4, 2-2 ACC)

Sept. 2	COLGATE	W, 33-7
Sept. 9	LOUISVILLE*	L, 28-62
Sept. 17	USF	L, 20-45
Sept. 24	at UConn	W, 31-24
Oct. 1	vs. Notre Dame	L, 33-50
Oct. 8	at Wake Forest*	L, 9-28
Oct. 15	VIRGINIA TECH*	W, 31-17
Oct. 22	at Boston College*	W, 28-20
Nov. 5	at Clemson*	3:30
Nov. 12	NC STATE*	12:30
Nov. 19	FLORIDA STATE*	TBA
Nov. 26	at Pitt*	TBA

FLORIDA STATE SEMINOLES (5-3, 2-3 ACC)

Sept. 5	vs. Mississippi	W, 45-34
Sept. 10	CHARLESTON SOUTHERN	W, 52-8
Sept. 17	at Louisville*	L, 20-63
Sept. 24	at USF	W, 55-35
Oct. 1	NORTH CAROLINA*	L, 35-37
Oct. 8	at Miami*	W, 20-19
Oct. 15	WAKE FOREST*	W, 17-6
Oct. 29	CLEMSON*	L, 34-37
Nov. 5	at NC STATE*	7:00
Nov. 11	BOSTON COLLEGE*	7:30
Nov. 19	at Syracuse*	TBA
Nov. 26	FLORIDA	TBA

ARMY WEST POINT BLACK KNIGHTS (5-3)

Sept. 2	at Temple	W, 28-13
Sept. 10	RICE	W, 31-14
Sept. 17	at Texas-El Paso	W, 66-14
Sept. 24	at Buffalo	L, 20-23 (OT)
Oct. 8	at Duke	L, 6-13
Oct. 15	LAFAYETTE	W, 62-7
Oct. 22	NORTH TEXAS	L, 18-35
Oct. 29	at Wake Forest	W, 21-13
Nov. 5	AIR FORCE	12:00
Nov. 12	vs. Notre Dame	3:30
Nov. 19	MORGAN STATE	12:00
Dec. 10	at Navy	3:00

VIRGINIA CAVALIERS (2-6, 1-3 ACC)

Sept. 3	RICHMOND	L, 20-37
Sept. 10	at Oregon	L, 26-44
Sept. 17	at UConn	L, 10-13
Sept. 24	CENTRAL MICHIGAN	W, 49-35
Oct. 1	at Duke*	W, 34-20
Oct. 15	PITT*	L, 31-45
Oct. 22	NORTH CAROLINA*	L, 14-35
Oct. 29	LOUISVILLE*	L, 25-32
Nov. 5	at Wake Forest*	3:00
Nov. 12	MIAMI*	2:00
Nov. 19	at Georgia Tech*	TBA
Nov. 26	at Virginia Tech*	TBA

LOUISVILLE CARDINALS (7-1, 5-1 ACC)

Sept. 1	CHARLOTTE	W, 70-14
Sept. 9	at Syracuse*	W, 62-28
Sept. 17	FLORIDA STATE*	W, 63-20
Sept. 24	at Marshall	W, 59-28
Oct. 1	at Clemson*	L, 36-42
Oct. 14	DUKE*	W, 24-14
Oct. 22	NC STATE*	W, 54-13
Oct. 29	at Virginia*	W, 32-25
Nov. 5	at Boston College*	12:00
Nov. 12	WAKE FOREST*	7:00
Nov. 17	at Houston	8:00
Nov. 26	KENTUCKY	TBA

CLEMSON TIGERS (8-0, 5-0 ACC)

Sept. 3	at Auburn	W, 19-13
Sept. 10	TROY	W, 30-24
Sept. 17	SC STATE	W, 59-0
Sept. 22	at Georgia Tech*	W, 26-7
Oct. 1	LOUISVILLE*	W, 42-36
Oct. 7	at Boston College*	W, 56-10
Oct. 15	NC STATE*	W, 24-17 (OT)
Oct. 29	at Florida State*	W, 37-34
Nov. 5	SYRACUSE*	3:30
Nov. 12	PITT*	3:30
Nov. 19	at Wake Forest*	TBA
Nov. 26	SOUTH CAROLINA	TBA

BOSTON COLLEGE EAGLES (4-4, 1-4 ACC)

Sept. 3	vs. Georgia Tech*	L, 14-17
Sept. 10	at Massachusetts	W, 26-7
Sept. 17	at Virginia Tech*	L, 0-49
Sept. 24	WAGNER	W, 42-10
Oct. 1	BUFFALO	W, 35-3
Oct. 7	CLEMSON*	L, 10-56
Oct. 22	SYRACUSE*	L, 20-28
Oct. 29	at NC State*	W, 21-14
Nov. 5	LOUISVILLE*	12:00
Nov. 11	at Florida State*	7:30
Nov. 19	UCONN	TBA
Nov. 26	at Wake Forest*	TBA