

2014 FLORIDA STATE FOOTBALL

3 NATIONAL CHAMPIONSHIPS • 14 ACC CHAMPIONSHIPS • 40 FIRST ROUND DRAFT PICKS



#NOLES NUMBERS

1

Jameis Winston is **first** among all active NCAA FBS quarterbacks with a career pass efficiency rating of 172.63. Winston is also first among active QB's with 8.67 total offensive yards per play.

94

During FSU's 24-game win streak, the Noles have scored **94 MORE TOUCH-DOWNS** than their opponents (139-45).

35

The Seminoles scored five second-half touchdowns at Louisville, all on scoring plays of **35 yards or longer**. Quarterback Jameis Winston threw touchdown passes of 68 yards to Travis Rudolph, 47 to Ermon Lane and 35 to Freddie Stevenson. Dalvin Cook added touchdown runs of 40 and 38 yards. It marked the first time in the 773-game history of the program that the Noles had five scoring plays of 35 or more yards in the same game.

12.0

Opponents are averaging **12.0 points** per game in Doak Campbell Stadium since Jimbo Fisher took over in 2010. In those 31 home games, FSU has held its opponents to a combined 373 points.

33

The Seminoles extended their nation-best bowl streak to **33 consecutive years** after defeating Syracuse on Oct. 11.

143

Florida State's starting offensive line has **143 career starts** heading into Saturday's game - Josue Matias (37), Cameron Erving (36), Tre' Jackson (36), Bobby Hart (31) and Ryan Hoefeld (3).

11

The Seminoles are looking for their **11th straight home ACC win**. The Noles have been a perfect 4-0 at home in the ACC the last two seasons. FSU hasn't lost to an ACC team at home since Nov. 19, 2011 (Virginia).

AN FSU WIN WOULD ...

- Give Florida State an all-time record of 520-237-17 (.683)*
- Improve Jimbo Fisher's record to 54-10 (.844) as the FSU head coach.
- Extend the nation's longest active winning streak to 25 games.
- Give FSU an 11-game ACC home win streak.
- Give FSU a 54-12-1 record when hosting homecoming games.
- Give FSU a 15-3 record against Virginia all-time.
- Give FSU a 17-2 record in ACC home games under Jimbo Fisher.

*The NCAA recognizes FSU with 507 wins, so a victory Saturday

FLORIDA STATE SEMINOLES



2 CFP/ 2 AP/ 2 Coaches
8-0, 5-0 ACC
Streak: Won 24

VS



VIRGINIA CAVALIERS

NR CFP/ NR AP/ NR Coaches
4-5, 2-3 ACC
Streak: Lost 3

SATURDAY | NOVEMBER 8 | 6:30 PM | TALLAHASSEE, FL. | DOAK CAMPBELL STADIUM

STORYLINES

- FSU enters Saturday's game against Virginia with a school record 24-game win streak, which began with a 21-15 win over Georgia Tech in the ACC Championship Game on Dec. 1, 2012. It is the longest active win streak in the nation and the ACC record, tied for the third-longest win streak since 2000 and tied for the fourth-longest over the last 20 years.
- With a victory over the Cavaliers, the Seminoles can become the 25th team in college football history to win 25 consecutive games.
- Saturday's 6:30 p.m. kickoff against Virginia is Florida State's homecoming game. FSU is 53-12-1 all-time in homecoming games, winning its last two against Duke (2012) and Syracuse (2013) by a combined score of 107-10. The Noles are 1-1 against Virginia when hosting a homecoming game, winning in 1996 (31-24) and falling in 2011 (14-13).
- Florida State holds a 20-game win streak against ACC opponents, the longest by the program since winning 24 straight from 1998-2001.
- FSU owns a 10-game ACC home win streak. Its last conference loss at Doak Campbell Stadium came vs. Virginia on Nov. 19, 2011, falling 14-13.
- The Noles have maintained their Top 5 position in the Associated Press poll for 21 consecutive weeks. In its illustrious history, Florida State has earned the No. 1 ranking in the AP Poll for 69 combined weeks.
- FSU faces Virginia for the 18th time on Saturday night, owning a 14-3 all-time record against the Cavaliers. All 17 matchups have come with both teams being in the ACC, beginning with a 13-3 victory on the road in Charlottesville, Va., in 1992.
- FSU ranks first in the ACC in four major offensive categories - completion percentage (.652), passing offense (327.3 yards per game), red zone offense (.944) and scoring offense (38.4 points per game).
- Senior wide receiver Rashad Greene holds the Florida State record with 229 career receptions. He broke the FSU career record of 212 held by Ron Sellers (1966-68) at Syracuse on Oct. 11. Sellers will be at the game on Saturday, serving as an honorary captain.
- Greene is tied for fifth in the ACC in career receptions with 229, tying former Wake Forest wide receiver Michael Campanaro (229; 2010-13).
- Greene leads the ACC in receiving yards (853), receiving yards per game (106.6), receptions (58) and punt return average (11.1).
- Florida State redshirt sophomore quarterback Jameis Winston is coming off his second career 400-yard passing performance, throwing for 401 yards and three touchdowns at Louisville on Oct. 30. In less than two years as starter under center (21 starts), Winston is already fourth on the FSU career TD passes list with 56. He needs one more to tie Danny Kanell at 57 (1992-95), seven more to match Chris Rix at 63 (2001-04) and 23 more to tie fellow Heisman Trophy Winner Chris Weinke at 79 (1997-00).
- The Seminoles had four players capture ACC Player of the Week honors following the 42-31 victory at Louisville - quarterback Jameis Winston (Co-Offensive Back of the Week), left tackle Cameron Erving (Co-Offensive Lineman of the Week), linebacker Reggie Northrup (LB of the Week) and running back Dalvin Cook (Rookie of the Week).
- FSU overcame a 21-point (21-0) deficit at Louisville. The last time FSU accomplished that feat? Nov. 26, 1994 when the Noles erased a 31-3 fourth-quarter deficit to complete a 31-31 tie against Florida in Tallahassee.



HELMET DECALS & TD PLEDGE DRIVE TO FIGHT FANCONI ANEMIA

Florida State will wear special "I Fight Fanconi" Kidz1stFund decals on the back of its helmets against Virginia on Saturday. FSU also wore the helmet decals in the season-opener against Oklahoma State. The decal represents the team's support for FSU head coach Jimbo Fisher and his wife, Candi. The Fishers began Kidz1stFund in 2011 to raise awareness for the rare blood disease, Fanconi anemia, which afflicts their youngest son Ethan. FSU's chapter of Uplifting Athletes is also doing its part to raise awareness for Fanconi anemia, by holding its second annual touchdown pledge drive. Redshirt senior tight end Kevin Haplea formed the FSU chapter of Uplifting Athletes. This July, Uplifting Athletes raised \$15,030 for Fanconi anemia research by holding a Lift for Life event.

MEDIA INFORMATION | FLORIDA STATE VS VIRGINIA

Saturday • Nov. 8 • 6:30 p.m. • Doak Campbell Stadium (82,300 cap.) • Tallahassee, Fla. • Surface: Grass

Television (ESPN)

Joe Tessitore (PxP)
Brock Huard (Analyst)
Shannon Spake (Sideline)

Satellite Radio

92 (Sirius), 193 (XM)

Radio (Seminoles IMG Radio Network)

Tallahassee Flagship 103.1 WWOK-FM
Gene Deckerhoff (PxP)
William Floyd (Analyst)
Tom Block (Sideline)

Live Stats

Seminole.com

Social Media

Twitter: @FSU_Football
IG: @FSUFootball
Facebook: Facebook.com/FSUFootball

FSU COACHING STAFF

Jimbo Fisher (F) Head Coach
Charles Kelly (F) Def. Coord./DBs
Lawrence Dawsey (F) Co-Off. Coord./WRs
Randy Sanders (F) Co-Off. Coord./QBs
Jay Graham (F) Special Teams Coord./RBs
Sal Sunseri (PB) HC of Defense/DEs
Odell Haggins (F) Assoc. HC/DTs
Rick Trickett (F) Asst. HC/OL
Tim Brewster (PB) Recruiting Coord./TEs
Bill Miller (F) Linebackers
Graduate Assistants: Offense - David Spurlock (PB), Chris Revell (F); Defense - Addison Lynch (PB), Justin Bright (PB)

FLORIDA STATE FOOTBALL

WEEKLY SCHEDULE

MONDAY	TUESDAY	WEDNESDAY	THURSDAY	FRIDAY	SATURDAY	SUNDAY
Jimbo Fisher Press Conference - 1 p.m. Practice - 4:15 p.m. (Media can view stretch and first two periods)	Practice - 3:45 p.m. (Media can view stretch and first two periods)	Practice - 3:45 p.m. (Pre-practice viewing closed/No Coach Fisher after practice) Jimbo Fisher Call-In Show at Four Points by Sheraton Tallahassee Downtown - 7 p.m.-8 p.m.	Practice - 4:15 p.m. (Media can view stretch and first two periods)/ (Coach Fisher Available in Turf Room after practice)	Walk-Thru (Closed to Media)	Game 9 FSU vs. Virginia 6:30 p.m. ESPN	Off

FLORIDA STATE SPORTS INFORMATION

Elliott Finebloom.....	Assistant AD
Email.....	efinebloom@fsu.edu
Phone.....	(850) 644-1065 (O)
.....	(850) 445-6952 (C)
Kerwin Lonzo.....	Football SID
Email.....	klonzo@fsu.edu
Phone.....	(850) 644-5656 (O)
.....	(850) 544-4630 (C)
Zach Stipe.....	Football Contact
Email.....	zstipe@fsu.edu
Phone.....	(850) 645-7683 (O)
.....	(850) 228-7583 (C)
Chuck Walsh.....	Deputy SID
Bob Thomas.....	Associate SID

Maryjane Gardner.....	Assistant SID
Jason Leturmy.....	Assistant SID
Steve Stone.....	Assistant SID
Scott Moriak.....	Assistant SID
Christa Salerno.....	SID Assistant
Aaron Brecheisen.....	Intern
Caneka Hammonds.....	Intern
Steven McCartney.....	Intern

DIGITAL MEDIA

Layne Herdt.....	Assistant Director
Jonathan Schillace.....	Assistant Director

MEDIA INTERVIEWS

Media interviews with all Florida State players need to be arranged through the Sports Information Office. Contact Kerwin Lonzo (850) 644-5656 or Zach Stipe (850) 645-7683 to arrange interviews with players. Interview requests for Coach Jimbo Fisher should be arranged through Kerwin Lonzo (850) 644-5656. Please give at least one day's notice when requesting players. Player's phone numbers will not be given directly to the media and players should not be called directly or contacted via social media.

LINK FOR MEDIA CREDENTIALS

<https://secure.sportssystems.com/events2/credapp.cfm>

MEDIA GUIDELINES

All media who wish to cover FSU athletics will be expected to comply with all the procedures of the University, ACC and FSU Sports Information Office in order to be credentialed. Procedures will be provided in detail at the start of the 2014-15 athletic year.

INTERVIEWS

Media interviews with all FSU players and coaches **MUST** be arranged through the Sports Information Office. Contact Kerwin Lonzo, Football SID, via email at klonzo@fsu.edu or by calling (850) 644-5656 to arrange interviews with head coach Jimbo Fisher or Jameis Winston. Contact Zach Stipe, Assistant Football SID, via email at zstipe@fsu.edu or by calling (850) 645-7683 for all other Seminole player requests. Please give as much advance notice as possible when requesting players for midweek interviews.

Players are available following practice on Mondays and prior (around lunch time) to practices on Tuesdays and Wednesdays. Team locker rooms are off limits to media representatives at all times.

Player's phone numbers will not be given to the media and players should not be called directly or contacted through social media sites to arrange interviews or ask questions.

HEAD COACH JIMBO FISHER STREAM & CALL-IN

FSU Head Coach Jimbo Fisher will meet with the media on Mondays during the season. Contact the Sports Information Office or refer to the weekly release for exact times and location for the press conferences which will begin during the week of the first game and run throughout the season. Media can request a call-in number to listen live or ask Coach Fisher questions. The entire press conference is also streamed live and available to embed on websites via Seminoles.com.

All interview requests for Coach Fisher are coordinated through Football SID Kerwin Lonzo via email at klonzo@fsu.edu or by calling (850) 644-5656. Coach Fisher will participate in the ACC head coaches' weekly teleconference with the other 13 league coaches each Wednesday. He will also meet with the media immediately following practice Tuesday-Thursday.

2014 ACC FOOTBALL COACHES TELECONFERENCE

(10:20 a.m.-1 p.m.-All times Eastern)

Brian Kelly, Notre Dame	10:20 a.m.
Dabo Swinney, Clemson	10:30 a.m.
Jimbo Fisher, Florida State	10:40 a.m.
Bobby Petrino, Louisville	10:50 a.m.
Scott Shafer, Syracuse	11:00 a.m.
Dave Clawson, Wake Forest	11:10 a.m.
Paul Johnson, Georgia Tech	11:20 a.m.
Larry Fedora, North Carolina	11:30 a.m.
Paul Chryst, Pittsburgh	11:40 a.m.
Al Golden, Miami	11:50 a.m.
Frank Beamer, Virginia Tech	12:00 p.m.
Mike London, Virginia	12:10 p.m.
Steve Addazio, Boston College	12:20 p.m.
David Cutcliffe, Duke	12:30 p.m.
Dave Doeren, NC State	12:40 p.m.

Media Phone Number: 913-312-0956

VIDEO SERVICES

Florida State's Sports Information Office has the ability to assist networks and television stations by providing video services through Seminole Productions, Inc. (SPI). Please call general manager Mark Rodin at (850) 644-6275 to arrange for these services. For video footage, contact T3Media at T3media.com.

XOS DIGITAL EXCHANGE

The Florida State Sports Information Office has partnered with XOS Digital in order to provide over-the-air television stations with instantaneous access to video content. The partnership involves the use of the company's Digital Media Xchange Server that will allow television stations to pull down video content year round. The data transfer speed is much faster than a traditional FTP service allowing very large files to be downloaded in just minutes.

The password protected video FTP site will be hosting Monday press conferences with Florida State Football Head Coach Jimbo Fisher and the starting quarterback and a Thursday Jimbo Fisher interview.

If you have an interest in creating an account that gives you access to the video weekly, please email Elliott Finebloom (efinebloom@fsu.edu). If you are looking for access just for a particular game week, please email prior to that game to set up a guest account.

SOCIAL MEDIA

Florida State Sports Information is making a continued effort in 2014-15 to utilize social media outlets as another way of passing information to our fans and those who cover our programs. FSU Football's twitter account @FSU_Football and Instagram feed @fsufootball provide updated information and behind-the-scenes news as does the Noles' Facebook page <http://www.facebook.com/FSUFootball>.

2014 SCHEDULE

Date	Opponent	Result/Time (TV)	Location	Series Record
Aug. 30	vs. Oklahoma State	W, 37-31 (ABC)	Arlington, Texas	Florida State leads 4-1
Sept. 6	The Citadel	W, 37-12	Tallahassee, Fla.	Florida State leads 6-0-1
Sept. 20	Clemson*	W, 23-17	Tallahassee, Fla.	Florida State leads 20-8
Sept. 27	at NC State*	W, 56-41	Raleigh, N.C.	Florida State leads 24-11
Oct. 4	Wake Forest*	W, 43-3	Tallahassee, Fla.	Florida State leads 26-6-1
Oct. 11	at Syracuse*	W, 38-20	Syracuse, N.Y.	Florida State leads 7-1
Oct. 18	Notre Dame	W, 31-27	Tallahassee, Fla.	Florida State leads 6-2
Oct. 30	at Louisville*	W, 42-31	Louisville, Ky.	Florida State leads 13-2
Nov. 8	Virginia*	6:30 p.m.	Tallahassee, Fla.	Florida State leads 14-3
Nov. 15	at Miami*	8 p.m.	Miami Gardens, Fla.	Miami leads 31-27
Nov. 22	Boston College*	TBA	Tallahassee, Fla.	Florida State leads 8-4
Nov. 29	Florida	TBA	Tallahassee, Fla.	Florida leads 34-22-2

Florida State recorded 476 yards of total offense in the 37-31 win over Oklahoma State

Seminoles set an ACC and FSU record by extending nation's longest active win streak to 18 consecutive games

Backup quarterback Sean Maguire gets the start and leads FSU to a 23-17 overtime victory by throwing for 304 yards

Noles overcome 24-7 first-quarter deficit as Jameis Winston throws for 365 yards and 4 TDs

FSU scored 43 unanswered points and Roberto Aguayo tied a school record by nailing five field goals

Jameis Winston throws for 317 yards on a career-best 30 completions as the Noles cruise to their 22nd straight win

Jameis Winston completes 15-of-16 passes in the second half as Florida State comes back to win

The Noles overcome a 21-0 deficit behind four second-half touchdowns from true freshmen and 401 passing yards from Jameis Winston

FSU fell to Virginia 14-13 in the last meeting on Nov. 19, 2011. The Noles have not lost a home conference game since.

FSU has won in Miami four consecutive times (2006-present); most since 1963-74

Seminoles average 40.3 points per game against the Eagles under Fisher (2010-present)

Last year's 37-7 victory was the largest margin of victory for FSU in Gainesville in series history (32 games)

FLORIDA STATE FOOTBALL HEAD COACH JIMBO FISHER

27th season | 8th at Florida State | 5th as Head Coach

Hometown: Clarksburg, W.Va. | Alma Mater: Salem (W.Va.) '89

Birthdate: October 9, 1965

Family: wife Candi Fisher, sons Trey (13) and Ethan (9)



25

Players drafted in Fisher's first four years.

12

Number of quarterbacks coached who have gone on to play in the NFL.

16-2

Fisher's record at home in the ACC. The Seminoles have won 10 consecutive ACC home games.

.841

Fisher's .841 winning percentage is the highest in ACC history and the second-best in the nation among active FBS coaches with at least two years experience.

10

Fisher became just the 10th major college football coach to win 50 games in his first five seasons after defeating Wake Forest.

38.4

Florida State has averaged 38.4 points per game since Fisher became head coach.

FISHER CAREER HIGHLIGHTS

- Became just the 10th major college football head coach to reach the 50-win mark in just his fifth season after defeating Wake Forest, 43-3, on Oct. 4, 2014.
- Guided FSU to its first National Championship win since 1999 and second consecutive Bowl Championship Series victory with a 34-31 victory over No. 2 Auburn in the Vizio BCS National Championship on Jan. 6, 2014 in Pasadena, Calif. FSU finished a perfect 14-0 and ranked No. 1 in both the USA Today Coaches and Associated Press polls for the first time since 1999.
- Fisher's 2013 team set a new FBS record for points scored (723) which was previously held by Oklahoma's 2008 team who scored 716 total points. The 'Noles also set new FSU and ACC records for yards per play (7.67), points per game (51.6), touchdowns (94) and total offensive yards (7,267). The Seminoles' defense led the nation in scoring defense (12.1 points allowed per game) and interceptions (26). The 26 INT's was also an FSU record.
- Coached FSU to its second consecutive Atlantic Coast Conference championship with a 45-7 victory over Duke on Dec. 7, 2013 in Charlotte, N.C. The Seminoles have won three ACC Atlantic Division titles in four years and with their 14th conference championship, tied Clemson for the all-time league record.
- Will help the Seminoles to their 33rd consecutive bowl appearance (in 2014) - the longest active streak in the nation and second all-time to Nebraska's 35 - and extended their streak of six consecutive bowl victories (in 2013 season), which also is the longest active streak in the nation.
- With 45 victories, he collected more than any previous Florida State coach in their first four seasons. Bobby Bowden registered 34 between 1976 and 1979.
- His .841 winning percentage at FSU is the highest winning percentage in ACC history.
- Has compiled a 9-1 mark against schools from the state of Florida: Miami (4-0), Florida (3-1), USF (1-0), Bethune Cookman (1-0).
- In 2013, he guided FSU to its best home record (7-0) since 1999 and 2000. The Seminoles are 26-4 defending their home turf over his first four-plus seasons having lost just once in their last 14 home games.
- Florida State has averaged 38.4 points per game since Fisher became the head coach.
- Fisher mentored redshirt freshman quarterback Jameis Winston to the top honor in college football as Winston won the 2013 Heisman Trophy - FSU's third winner. Winston set an FBS freshman, ACC and FSU record with 40 touchdown passes in a season and led the nation in pass efficiency (184.8). He finished with 4,057 passing yards and is the first freshman in FBS history to eclipse 4,000 passing yards and toss 40 TD passes.
- Fisher saw three players win national awards in 2013 including Heisman Trophy, Davey O'Brien Award, Walter Camp Player of the Year Award, Manning Award winner quarterback Jameis Winston, Lou Groza Award winner kicker Roberto Aguayo and Rimington Trophy winner Bryan Stork. Stork and Winston also were consensus All-America selections while Lamarcaus Joyner was a unanimous All-America selection.
- Under his guidance the last four seasons, 42 Seminoles have garnered All-ACC honors (first team, second team, third team or honorable mention).
- Off the field, 53 Seminoles have received degrees in his four years at the helm of the FSU program.
- Responsible for developing two FSU quarterbacks into first round draft picks including Christian Ponder who was the 12th overall pick of the Minnesota Vikings in the 2011 NFL Draft and EJ Manuel who was the 16th pick of the Buffalo Bills in the 2013 NFL Draft.
- Has already turned out 25 NFL Draft picks in his first
- four seasons including five first round draft picks - three coming in the 2013 NFL Draft in QB EJ Manuel (16th overall), DE Bjorn Werner (24th overall) and CB Xavier Rhodes (25th overall). Kelvin Benjamin became the first FSU wide receiver since Javon Walker (2002) to be selected in the first round when he was selected with the 28th overall pick by the Carolina Panthers in 2014.
- Put together four straight top 10 recruiting classes including three top five recruiting classes: 2011 class ranking (No. 1 by ESPN.com, No. 1 by Scout.com, No. 2 by Rivals.com, No. 2 by 247Sports.com); 2012 class ranking (No. 2 by ESPN.com, No. 3 by 247Sports.com, No. 6 by Rivals.com); 2013 class ranking (No. 9 by ESPN.com, No. 10 by Rivals.com, No. 10 by 247Sports.com) and 2014 class ranking (No. 3 by ESPN.com, No. 3 by Scout.com, No. 4 by Rivals.com, No. 4 by 247Sports.com).
- Led the 2012 Seminoles to FSU's first Bowl Championship Series win since 1999 with a 31-10 victory over Northern Illinois in the Discover Orange Bowl on Jan. 1, 2013 in Miami Gardens, Fla. FSU finished in the top 10 of both the USA Today Coaches (No. 8) and Associated Press (No. 10) polls for the first time since 2003 in the coaches poll and 2000 in the AP poll.
- Led the 2012 'Noles to the program's first Atlantic Coast Conference championship since 2005 with a 21-15 title game victory over Georgia Tech on Dec. 1, 2012 in Charlotte, N.C.
- Named the 2010 Football Writers Association of America (FWAA) Freshman All-America Team Coach.
- Won the most games (10) by a first-year coach in Florida State history and tied for the second most by a rookie coach in ACC history.
- As FSU's offensive coordinator from 2007-09, the Seminoles improved each season to rank among the ACC leaders in total offense.
- Offensive coordinator for the 2003 National Champion LSU Tigers.

FLORIDA STATE UNDER JIMBO FISHER

Overall record:	53-10 (.841)
At home:	28-4 (.875)
On the road:	18-5 (.783)
At neutral sites:	7-1 (.875)
Conference games:	31-6 (.838)
Non-conference games:	16-3 (.842)
ACC title game:	2-1 (.667)
Bowl games:	4-0 (1.000)
Coming off a loss:	7-3 (.700)
Coming off a win:	45-7 (.865)
Coming off a bye:	4-2 (.667)
vs. AP top 25:	11-5 (.688)
Ranked higher:	41-6 (.872)
Opponent is ranked higher:	3-4 (.429)
vs. In-state opponents:	9-1 (.900)
In August:	1-0 (1.000)
In September:	17-3 (.850)
In October:	16-3 (.842)
In November:	13-3 (.813)
In December:	4-1 (.800)
In January:	2-0 (1.000)
Thursday:	4-1 (.800)
Friday:	1-0 (1.000)
Saturday:	45-9 (.833)
Monday:	2-0 (1.000)
Tuesday:	1-0 (1.000)

ACTIVE FBS CAREER WINNING PERCENTAGE

MINIMUM TWO YEARS (CURRENT SCHOOL) RECORD AT FBS SCHOOLS ONLY		
1.	Chris Petersen (Washington)	98-15; .867
2.	JIMBO FISHER (FLORIDA STATE)	53-10; .841
3.	Urban Meyer (Ohio State)	135-26; .839
4.	Gus Malzahn (Auburn)	28-6; .824
5.	Bob Stoops (Oklahoma)	166-41; .802
6.	David Shaw (Stanford)	39-11; .780
7.	Nick Saban (Alabama)	177-58-1; .752
8.	Gary Patterson (TCU)	127-45; .738
9.	Mark Richt (Georgia)	132-47; .737
10.	Les Miles (LSU)	130-47; .734

FISHER'S COACHING LEDGER

Year	School	Position	W-L-T	Postseason
1988	Samford	SA/QB	5-6	
1989	Samford	SA/QB	4-7	
1990	Samford	GA/QB	6-4-1	
1991	Samford	OC/QB	12-2	NCAA I-AA
1992	Samford	OC/QB	9-3	NCAA I-AA
1993	Auburn	QB	11-0	
1994	Auburn	QB	9-1-1	
1995	Auburn	QB	8-4	Outback
1996	Auburn	QB	8-4	Independence
1997	Auburn	QB	10-3	Peach
1998	Auburn	QB	3-8	
1999	Cincinnati	OC/QB	3-8	
2000	LSU	OC/QB	8-4	Peach
2001	LSU	OC/QB	10-3	Sugar
2002	LSU	OC/QB	8-5	Cotton
2003	LSU	OC/QB	13-1	Sugar
2004	LSU	OC/QB	9-3	Capital One
2005	LSU	OC/QB	11-2	Peach
2006	LSU	OC/QB	11-2	Sugar
2007	Florida State	OC/QB	7-6	Music City
2008	Florida State	OC/QB	9-4	Champs Sports
2009	Florida State	OC/QB	7-6	Gator
2010	Florida State	HC	10-4	Chick-fil-A
2011	Florida State	HC	9-4	Champs Sports
2012*	Florida State	HC	12-2	Orange Bowl
2013	Florida State	HC	14-0	Natl. Championship
2014	Florida State	HC	8-0	
Total	22 yrs	Asst	181-86-2	
	4 yrs	HC	53-10	

Bold - BCS National Championship
*ACC Champions

QUEST TO BE THE BEST

RASHAD GREENE • SENIOR • WR • ALBANY, GEORGIA

2011	38 REC	596 YARDS	7 TDS
2012	57 REC	741 YARDS	6 TDS
2013	76 REC	1128 YARDS	9 TDS
2014	58 REC	853 YARDS	4 TDS
TOTAL	229 REC	3318 YARDS	26 TDS

RASHAD GREENE CHASING HISTORY

229	3598	31
TOTAL RECEPTIONS RASHAD GREENE	TOTAL RECEIVING YARDS RON SELLERS	TOUCHDOWNS PETER WARRICK



NOTIN' THE NOLES: OFFENSE

DOING IT BIG

- In its last game at Louisville on Oct. 30, Florida State showed its big-play potential with five touchdowns scored that were 35 yards or longer, the first time it's ever accomplished that feat.
- Entering the Thursday night matchup against the Cardinals, the Noles had recorded long scoring plays but not at a frequent rate. Through its previous seven games, FSU combined for four offensive scoring plays of 30 yards or longer.
- Wideouts Rashad Greene and Travis Rudolph as well as tailback Dalvin Cook have two TDs apiece at 30 yards or more. FSU has nine offensive touchdowns 30 yards or longer.
- The Noles are 18th nationally and third in the ACC averaging 6.6 yards per play.

FRESHMEN FINDING THE END ZONE

- The production Florida State has gotten from its TRUE freshmen this season cannot be understated. Against Louisville, four of FSU's six touchdowns scored, including four consecutive, were by true freshmen.
- RB Dalvin Cook (5), WR Travis Rudolph (3) and WR Ermon Lane (1) are the three true freshmen who have accounted for nine of FSU's 36 offensive TDs - equal to 25 percent.
- Even more indicative of their importance is that six of their nine TDs scored have come with FSU trailing (Cook - 3, Rudolph - 2, Lane - 1).

THIRD-DOWN EFFICIENCY

- Through eight games this season, Florida State has shown a marked improvement offensively. One of the reasons is its progression in third-down situations.
- In their last five games, the Seminoles have gone 35-of-63 (55.6 percent) on third down. In their previous three games, they were 12-of-37 (32.4 percent).
- In four of FSU's last five games, it has converted on third down at a greater than 50 percent rate (8-of-11 at NC State, 10-of-18 vs. Wake Forest, 6-of-10 at Syracuse and 9-of-16 at Louisville).
- FSU is converting at 47 percent on third down overall, ranking 20th nationally and third in the ACC.

RUDOLPH KEEPS RISING

- Freshman wide receiver Travis Rudolph has steadily been rising as one of FSU's top pass-catchers this season.
- Over his last five games, he is averaging 61.6 yards per game with three touchdowns. Rudolph has 19 receptions with 308 yards receiving this season.
- The West Palm Beach, Fla., native has been an even distributor on each down. Eight of his catches have occurred on first down, six on second down and five on third down.
- Twelve of Rudolph's 19 receptions have resulted in either a first down or a touchdown this season.
- He has three receptions this season of 40 yards or longer, including 68-yard and 59-yard scoring grabs.

#GOGREENE

- Senior wideout Rashad Greene is on the cusp of recording one of the best receiving seasons in school history more than halfway through the year:
- In his eight games played, Greene ranks first in the ACC in receiving yards (853), receptions per game (7.3) and receiving yards per game (106.6).
- In five ACC games this year, Greene has totaled 35 receptions for 462 yards with two TDs. He is averaging 92.4 yards vs. conference foes.
- He has 12 100-yard receiving games in his career, fourth in school history behind E.G. Green (13), Peter Warrick (15) and Ron Sellers (19).
- Greene has caught at least one reception in 37 consecutive games, just two shy of tying the school record of 39 held by former WR Rodney Smith.

MR. RELIABLE

- Senior tight end Nick O'Leary continues to be a reliable target this season, coming off a big six-catch, 76-yard performance in FSU's 42-31 win at Louisville.
- In his career that already includes the most reception yards (1,337) and receptions (99) by a tight end, he will become the first FSU tight end to record 100 career receptions on his next catch.
- 18 of his 33 catches in 2014 have resulted in first downs.

MR. 400

- Redshirt sophomore quarterback Jameis Winston's 401-yard passing performance at Louisville on Oct. 30 was his second career 400-yard passing game. Winston's other 400-yard effort came at Clemson last season, tossing a career-best 444 yards. Winston is just the fifth FSU quarterback ever to throw multiple 400-yard games in a career:

All-Time 400-Yard Passing Performances at FSU

Player	Total
Chris Weinke	4
Danny Kanell	3
Jameis Winston	2
Bill Cappleman	2
Peter Tom Willis	2
EJ Manuel	1
Gary Huff	1
Thad Busby	1
Charlie Ward	1

4

FSU is **fourth** in the nation in red zone offense, converting on 34 of its 36 possessions inside the 20. The Noles converted on 35 straight possessions until missing a FG at Louisville last week.

14.8

Senior WR Rashad Greene is averaging **14.8 yards per catch** in four home games this season. For the season, he is averaging 14.7 yards/reception.

58

The Noles have scored **58 percent** of their points in the second half this season. FSU has scored 178 points in the second half, with the third quarter being its highest scoring quarter (96).

574

FSU's **574 yards of total offense** against Louisville mark a season high. Its other 500-yard game this season was at NC State on Sept. 27 (531 yards).

338.2

Florida State's passing offense has excelled in ACC play, averaging **338.2 yards per game** in five conference games. Overall, FSU is averaging 327.3 passing yards per game.

5.6

Coming off his big 110-yard rushing performance with two TDs, freshman RB Dalvin Cook is now averaging **5.6 yards per carry**.

FLORIDA STATE FOOTBALL

THE QUEST TO REPEAT

JAMEIS WINSTON • R-SOPH • QB • BESSEMER, ALABAMA

2013 257-384 4057 YARDS 40 PASSES



2014 174-259 2279 YARDS 16 PASSES

CAREER 431-643 6336 YARDS 56 PASSES

OTHER WINSTON CAREER NUMBERS

4th ALL-TIME AT FSU

11

CAREER 300-YD PASS GAMES
2nd ALL-TIME AT FSU

172.63

PASS EFFICIENCY • NCAA ACTIVE LEADER

21

STRAIGHT GAMES WITH
A TOUCHDOWN PASS



NOTIN' THE NOLES: JAMEIS WINSTON

325.6

Jameis Winston is averaging **325.6 passing yards** per game this season. In his Heisman Trophy winning year in 2013, he averaged 289.8 yards per game but missed many third and fourth quarters.

9

Winston's latest 20-yard run at Louisville marked his **ninth career rush of 20 yards or more**. He has three runs of 20 yards or more this season.

8

Winston has posted **eight straight games** with 20+ completions. He has 12 career games with 20+ completions, but sat out many second halves and fourth quarters in 2013.

70.1

In Winston's three home games played this season against The Citadel, Wake Forest and Notre Dame, he is completing **70.1 percent of his passes** with five TDs and two INTs.

14/16

Always reliable on third down, Winston seems to be at his best when FSU has between 4-6 yards to go. When it's 3rd-and-4, 5, or 6 yards, **Winston is 14-of-16** this season with two touchdowns.

6

Winston has **six games of 350+ yards passing** in his career, including three this season. He is tied for first with fellow Heisman Trophy winner Chris Weinke (6) in 350+ yard passing games for a career at FSU.

18

Winston has thrown for multiple TD's in **18 of his 21 career starts**. He has been responsible for multiple TD's (includes TD runs) in 20 of his 21 career starts.

HOME SWEET HOME AT DOAK

- Redshirt sophomore quarterback Jameis Winston has performed exceedingly well in his two-year career, no matter what venue he's in. Against conference competition, the top-notch signal caller has been dynamite at home.
- Against ACC foes at home, Winston is 5-0 and has thrown for 1,584 yards to average 316.8 yards per game.
- In those five home games, he has a 12/4 touchdown-to-interception ratio.
- Winston has completed 102-of-147 passes, a 69.4 completion percentage.
- In his five home starts against ACC teams, the Noles have outscored their opponents 255-37, an averaging scoring margin of 43.6 points per game.

QUICK WINSTON NOTES

- 11 career 300-yard passing games.
- Two career 400-yard passing games, including a 401-yard performance at the nation's then-top-ranked defense in Louisville on Oct. 30.
- FSU has won the passing yards battle in 20 of Winston's 21 games.
- Has thrown four or more TDs five times in his 21 career games.
- Has thrown for 300+ yards in nine of his 13 career games against ACC opponents.
- 6-0 vs. AP Top 25 teams, going 128-of-193 (66.3 percent) with 16 TDs and six INTs.

WINNING IN THE SECOND HALF

- Winston's latest second-half performance against Louisville proved how well he plays in the third and fourth quarters.
- The Bessemer, Ala., native went 15-of-26 for 278 yards and three TDs in the final 30 minutes against the Cardinals. The week before against Notre Dame, Winston was 15-of-16 for 181 yards and 1 TD in the second half.
- On the season, Winston's passer rating is elevated to 172.03 in the second half, completing 86-of-123 pass attempts with nine TDs and three INTs.
- Winston is completing nearly 70 percent of his throws (69.9 percent) in the third and fourth quarters. His highest completion percentage is in the third quarter (72 percent), but his best passer rating is in the fourth (195.81).

WHERE WINSTON RANKS

Despite playing in only 21 games in his career, Winston is already leaving his mark on the Florida State and Atlantic Coast Conference record books. Take a look where the redshirt sophomore ranks on the FSU and the ACC's important passing lists:

ACC CAREER 300-YARD GAMES

	Years	Number
1. Tajh Boyd (Clemson)	(10-13)	19
2. Phillip Rivers (NCST)	(00-03)	18
3. Chris Weinke (FSU)	(97-00)	14
4. Matt Ryan (BC)	(04-07)	12
Russell Wilson (NCST)	(08-10)	12
6. Scott Milanovich (Maryland)	(92-95)	11
Thaddeus Lewis (Duke)	(06-09)	11
Jameis Winston (FSU)	(13-Pr.)	11
9. Danny Kanell (FSU)	(92-95)	10
Anthony Dillweg (Duke)	(85-88)	10
Bryn Renner (UNC)	(10-13)	10

ACC CAREER TD PASSES

	Years	TDs
1. Tajh Boyd (Clemson)	(10-13)	107
10. Chris Rix (FS)	(01-04)	63
Mike Glennon (NCST)	(09-12)	63
12. Riley Skinner (WF)	(06-09)	60
13. Jamie Barnette (NCST)	(96-99)	59
14. T.J. Yates (UNC)	(07-10)	58
15. Reggie Ball (GT)	(03-06)	57
Danny Kanell (FSU)	(92-95)	57
17. Jameis Winston (FSU)	(13-Pr.)	56
Matt Schaub (Virginia)	(00-03)	56
19. Ben Bennett (Duke)	(80-83)	55
Shawn Moore (Virginia)	(87-90)	55

FSU CAREER TD PASSES

	Years	TDs
1. Chris Weinke	(97-00)	79
2. Chris Rix	(01-04)	63
3. Danny Kanell	(92-95)	57
4. Jameis Winston	(13-Pr.)	56
5. Gary Huff	(70-72)	52
6. Charlie Ward	(89-93)	49
7. EJ Manuel	(09-12)	47
8. Thad Busby	(94-97)	46
9. Christian Ponder	(07-10)	45
10. Casey Weldon	(88-91)	41

FSU CAREER PASSING YARDS

	Years	Yards
1. Chris Weinke	(97-00)	9839
2. Chris Rix	(01-04)	8390
3. EJ Manuel	(09-12)	7736
4. Drew Weatherford	(05-08)	7567
5. Christian Ponder	(07-10)	6872
6. Gary Huff	(70-72)	6378
7. Danny Kanell	(92-95)	6372
8. Jameis Winston	(13-Pr.)	6336
9. Thad Busby	(94-97)	5916
10. Charlie Ward	(89-93)	5747

FSU CAREER COMPLETIONS

	Years	Att.	Comp.
1. Chris Weinke	(97-00)	1107	650
2. Drew Weatherford	(05-08)	1128	644
3. EJ Manuel	(09-12)	897	600
4. Christian Ponder	(07-10)	965	596
5. Chris Rix	(01-04)	1042	575
6. Danny Kanell	(92-95)	851	529
7. Charlie Ward	(89-93)	759	473
8. Gary Huff	(70-72)	796	436
9. Jameis Winston	(13-Pr.)	643	431
10. Thad Busby	(94-97)	715	421

FLORIDA STATE FOOTBALL

NOTIN' THE NOLES: DEFENSE

NORTHROP LEADS DEFENSE AT LOUISVILLE

- Junior linebacker Reggie Northrup stepped up to lead FSU's depleted defense in the 42-31 victory at Louisville.
- With starting linebacker Terrance Smith out as well as backup linebackers E.J. Levenberry and Jacob Pugh injured, Northrup was a dominant force, totaling a career-best 12 tackles and making the game-sealing interception on the Cardinals' final play.
- Northrup, a first-year starter, leads FSU with 67 total tackles and his 8.4 tackles per game ranks ninth in the ACC.
- The Jacksonville, Fla., native was named ACC LB of the Week on Oct. 6 after he had eight tackles and a scoop-and-score against Wake Forest.
- Northrup has three double-digit tackle performances this season.

TRUE FRESHMEN MAKING BIG PLAYS

- Since true freshmen Lorenzo Featherston and Jacob Pugh were inserted into the first team at the defensive end positions in the third quarter at NC State as FSU trailed 38-28, the duo has been a constant spark for the Seminoles.
- With NC State still ahead 38-35 and under five minutes left in the third quarter, Featherston sacked NC State QB Jacoby Brissett for a 17-yard loss and forced a fumble that was recovered by Pugh at the NC State 6-yard line. Soon after FSU scored to take the lead and never looked back.
- Against Wake Forest, Featherston made his first career start and responded by having five tackles and 2.5 TFLs in the first quarter.
- Pugh had a sack and two interceptions against Notre Dame on Oct. 18, including a pick on Notre Dame's final play.

WE'RE BREAKING UP ... PASSES

- The Seminoles tallied a season-high 10 pass break-ups against Notre Dame on Oct. 18 and followed that performance with seven pass break-ups at Louisville on Oct. 30.
- FSU had just 19 PBUs in the season's first six games, but has 17 PBUs in the last two games.
- P.J. Williams and Tyler Hunter each had two PBUs against the Cardinals. Williams has 8 PBUs this season - third in the ACC.
- FSU is averaging 4.5 PBUs per game - third-best in the ACC.
- The last time FSU had 10 PBUs in a game came in the 2012 season-opener - a 69-3 win over Murray State on Sept. 1, 2012.

FOURTH DOWN FOR WHAT

- The Seminoles are tied for seventh in the nation in opponent fourth down conversion percentage, allowing opponents to convert just 21.42 percent of fourth downs (3 of 14).
- FSU is behind only Louisville (1-of-9, 11 percent) and Duke (3-of-16; 18.75 percent) in fourth down conversion rate in the ACC.
- FSU had two huge fourth down stops against Louisville.
- After Louisville had a 71-yard gain on the game's first play, the Seminoles made four consecutive stops inside the 7-yard line, culminating by forcing an incomplete pass on 4th-and-2 from the 2-yard line.
- With FSU clinging to a 35-31 lead with under four minutes left in the game, the Seminoles got the ball back by forcing another incomplete pass on 4th-and-2 - this time from the Louisville 39-yard line.

SMITH 2ND IN THE ACC IN TACKLES/GAME

- Redshirt junior linebacker Terrance Smith ranks second in the ACC with 10.2 tackles per game. He has 61 total tackles this season.
- No Seminole has ever led the ACC in tackles/game for a season.
- The Noles will play at least 12 games this season and could play as many as 15 games. If Smith keeps up his current pace he could produce one of the best seasons for a tackler in school history.
- In a 13-game season, Smith is on pace to have 132 tackles. Only two Seminoles have reached 130 tackles in the last 24 years (since 1990). Kendyll Pope (131) is the last to accomplish the feat in 2002, while Marvin Jones (133) did it in 1990.
- Smith was named Bednarik Award National Defensive Player of the Week and the ACC Linebacker of the Week after he had a game-high 11 tackles, 2.0 TFLs, one sack, one forced fumble and one interception against No. 5 Notre Dame.

GOLDMAN: 6 STRAIGHT GAMES W/ TFL

- A five-star defensive lineman recruit entering Florida State in 2012, Eddie Goldman is living up to his billing and then some as he has become one of the nation's top interior linemen.
- Goldman has at least 1.0 TFL in six consecutive games since his huge overtime sack against Clemson on Sept. 20.

22

Sophomore DB Jalen Ramsey leads FSU's defense with **22 career starts**. He has started every game of his career and was the first true freshman to start at CB since Deion Sanders in 1985.

6

Junior defensive tackle Eddie Goldman has recorded a tackle for loss in **six consecutive games**. He leads FSU with 7.5 TFLs this season.

72%

Florida State ranks third in the ACC and 14th in the country in red zone defense (**26-36, 72.2 percent**), including just 17 touchdowns.

6

Sophomore defensive back Nate Andrews has **six career interceptions**, the most of any active Seminole, including two pick-six returns. He had the first interception and first touchdown of 2014 for the Seminoles versus Oklahoma State. He became the first freshman to lead FSU in interceptions when he had four in 2013.

4

Redshirt junior linebacker Terrance Smith has **four games** with 10+ tackles this season: Oklahoma State (12), Clemson (13), NC State (12) and Notre Dame (11).

3x2

Junior defensive end Mario Edwards Jr. notched his second career 3.0 TFL game versus Wake Forest. He also had 3.0 TFLs in the Seminoles' 34-31 victory over Auburn in the 2013 BCS National Championship.

8

Florida State has forced eight fumbles in four home games this season.

DID YOU KNOW?

- Against NC State, three Seminoles recorded 10 tackles each in LB Terrance Smith (11), S Tyler Hunter (10) and LB Reggie Northrup (10), marking the first time three Noles had 10+ tackles in over eight years. The last time - Jan. 3, 2006 when Sam McGrew (11), Buster Davis (10) and Pat Watkins (10) accomplished the feat in a 26-23 triple-overtime loss to Penn State in the Orange Bowl.

THE BEASTS UP FRONT

MARIO EDWARDS JR.

EDDIE GOLDMAN

6.0
TACKLES FOR LOSS

2.0
SACKS

1
FORCED FUMBLE

7.5
TACKLES FOR LOSS

4.0
SACKS

1
FORCED FUMBLE

FLORIDA STATE FOOTBALL NOTIN' THE NOLES: SPECIAL TEAMS

IT'S JUST ROBERTO

- Roberto Aguayo has made 98.8 percent (166 of 168) of his career kicks (131-131 on PAT's and 35 of 37 on field goals).

KICKING THEM STRAIGHT

- Aguayo made a school record 23 consecutive field goals before missing a 41-yard attempt against Louisville. He surpassed current Carolina Panther kicker Graham Gano (18 straight FGM, 2008) in the third quarter of the Seminoles' victory over Wake Forest.
- Aguayo is tied for fifth among kickers and tied for 12th nationally among all players with a 9.9 ppg scoring average in 2014
- Aguayo is tied for eighth nationally and tied for third in the ACC with 14 field goals made in 2014.
- With 79 points in 2014, Aguayo has outscored one FBS team (SMU, 49 points).

AGUAYO ON SCORING LIST

- Aguayo is ranked 10th in school history in scoring among all players with 236 career points. Kicker Dave Cappelen (1976-79) is ninth in scoring with 239 career points.
- Aguayo is eighth in school history in scoring by a kicker.
- 10 players in FSU history (including Aguayo) have scored at least 236 points.
- Aguayo scored his career high of 19 points against Wake Forest on Oct. 14. He has scored at least 10 points nine times and at least 14 points four times.

ON AGUAYO'S SCORING

- Aguayo is Florida State's scoring leader for points in a single game (19 vs. Wake Forest, Nov. 4, 2014), in a single season (157 in 2013) and is only 231 points from becoming the Seminoles'

career scoring leader. All-American Dustin Hopkins scored a school-record 466 during his career (2009-12).

KERMIT MOVING UP

- Kermit Whitfield is ranked fourth at Florida State with a 28.8 yards per kickoff return average for his career.
- He ranks seventh in school history with 950 kickoff return yards and needs only 50 yards to become the seventh player in school history with 1,000 or more career kickoff return yards.
- He is tied for the FSU career lead and is one of only three Seminoles with multiple career touchdowns on kickoff returns.

KERMIT SEES GREEN

- Kermit Whitfield averaged 36.4 yards per kick return in 2013.
- The average broke a 59-year-old ACC record.
- The average led the nation by over six yards. Stanford's Ty Montgomery ranked second (30.3).
- Whitfield has gained at least 25 yards on 15 of his 33 career kickoff returns including two against Wake and one each against Oklahoma State, Clemson and Notre Dame.

BEATTY CONSISTENT

- Punter Cason Beatty is just the second punter used under Jimbo Fisher, joining 2011 All-American Shawn Powell.
- Beatty has been the holder for all 168 (PAT and FG) of All-American Roberto Aguayo's kicks.
- Beatty is averaging 40.0 yards per punt in 2014. He is ranked 13th in school history with a career average of 39.7 yards per punt.

236

Roberto Aguayo has scored **236 points** in 22 games – an average of 10.7 per game. The ACC record for points per game in a career is 10.5 by Frank Quale of Virginia (1967-68).

131

Roberto Aguayo has made **131 of 131 career PAT's**. He is ranked sixth in school history for PAT's made. He averages 6.0 made PAT's in his 22 career games.

135

Straight games without allowing an opponent to return a KO for a TD – the nation's longest streak. The last KO returned for a TD against FSU came by Justin Miller of Clemson on Sept. 25, 2004.

1

Roberto Aguayo's 19 points (five field goals and four PAT's) against Wake Forest on Oct. 4 are the most points scored by a Florida State kicker in a single game in school history. He was named the Lou Groza Star of the Week for his performance vs. Wake.

6

Roberto Aguayo ranks **sixth** in school history with 131 career PAT's. He needs eight to move past Richie Andrews (87-90) at Florida State.

11

Roberto Aguayo has outscored (by himself) half of FSU's opponents in the last two seasons (**11 of 22**). He outscored Wake Forest by a 19-3 margin on Oct. 4, 2014.

LOU GROZA AWARD WINNERS

Previous winners by school of the Lou Groza Award...

Florida State 1998, 1999, 2008, 2013
Tulane 2001, 2012
Arizona (1994), Arizona State (2007), Cincinnati (2000), Florida (1993), Iowa (2002), Kansas (1997), Louisville (2006), Michigan State (1992), NC State (1996), Ohio State (2004), Ole Miss (2003), Oklahoma State (2010), Oregon State (2005), Texas A&M (2011), TCU (1995), UCLA (2009)

THE BEST KICKER IN THE NATION



DID YOU KNOW?

- Roberto Aguayo's 52-yard field goal against Wake Forest was the third of his career of 50 or more yards. Dustin Hopkins holds Florida State's career record with nine field goals of 50 or more yards.
- Punter Cason Beatty averaged 45.2 yards per punt on four punts against Louisville. It marked the 16th time in his career that he averaged at least 40 yards per punt in a game during his 35-game career.
- Punter Cason Beatty averaged 45.2 yards per punt against Louisville and dropped three of his kicks inside the Cardinals' 20-yard line. He punted only once in the second half – a punt that forced Louisville to start its possession on its 12-yard line.

FLORIDA STATE FOOTBALL NOTIN' THE NOLES: ODDS AND ENDS

OLD-SCHOOL O'LEARY

NICK O'LEARY • SENIOR • TE • PALM BEACH, FL

2011	12 REC	164 YARDS	1 TDS
2012	21 REC	252 YARDS	3 TDS
2013	33 REC	557 YARDS	7 TDS
2014	23 REC	364 YARDS	2 TDS
TOTAL	99 REC	1337 YARDS	13 TDS

ALL FSU RECORDS FOR TIGHT ENDS

13.5
CAREER YARDS PER CATCH

2013
MACKEY AWARD FINALIST

2014
MACKEY AWARD
MIDSEASON WATCH LIST



HOMECOMING HIGHLIGHTS

- Entering Saturday's game against Virginia, the Seminoles have compiled a 53-12-1 record (.811) in homecoming contests.
- This will mark the third time FSU has entertained Virginia on homecoming, with the Seminoles winning in 1996 (31-24) and losing in 2011 (14-13).
- Since joining the ACC for the 1992 season, the Seminoles are 17-4 against conference opponents on homecoming. FSU defeated Western Michigan on homecoming in 2006.

OTHER NOTES

- Florida State has won 11 consecutive home games and 17 of its last 18 since the start of the 2012 season.
- FSU head coach Jimbo Fisher has guided the Seminoles to a 28-4 record at Doak Campbell Stadium in his four-plus seasons at the helm.
- The Seminoles have won 10 consecutive Atlantic Coast Conference home games, dating to their 14-13 loss to Virginia on Nov. 19, 2011.
- Beginning with the start of the 1992 season, FSU won a record 41 consecutive ACC home games; suffering its first league defeat at Doak on Nov. 10, 2001 to NC State (34-28).
- Under Fisher, the Noles are 16-2 at home in ACC play.

DOAK CAMPBELL STADIUM: A TOUGH VENUE FOR FOES

With a 277-87-4 record at Doak Campbell Stadium dating to the inaugural home game against Randolph-Macon in 1950, Florida State's .758 winning percentage at its home facility ranks 17th in NCAA Division I history, entering Saturday's game against Virginia:

School	Stadium Name (Opened)	Record	Winning %
1. Baylor	McLane Stadium (2014)	4-0	1.000
2. Marshall	Joan C. Edwards Stadium (1991)	140-25	.848
3. Georgia Southern	Paulson Stadium (1984)	180-33	.845
4. Boise State	Albertsons Stadium (1970)	241-51	.828
5. Alabama	Bryant-Denny Stadium (1929)	236-52-3	.816
6. Auburn	Jordan-Hare Stadium (1939)	302-74-7	.798
7. Tennessee	Neyland Stadium (1921)	448-120-17	.780
8. Ohio State	Ohio Stadium (1922)	415-110-20	.779
9. UCF	Bright House Networks Stadium (2007)	38-11	.776
10. Fresno State	Bulldog Stadium (1980)	163-47-2	.774
11. Texas	Texas Memorial Stadium (1924)	360-104-10	.770
12. Old Dominion	Foreman Field (2009)	30-9	.769
13. Nebraska	Memorial Stadium (1923)	403-119-13	.765
14. BYU	LaVell Edwards Stadium (1964)	222-69	.763
15. Michigan	Michigan Stadium (1927)	407-124-15	.759
16. Georgia	Sanford Stadium (1929)	328-101-9	.759
17. Florida State	Doak Campbell Stadium (1950)	277-87-4	.758

4

Combined touchdowns scored by true freshmen Dalvin Cook, Ermon Lane and Travis Rudolph vs. Louisville – a first in Florida State history.

9

Number of times Seminole freshmen (true or redshirt) have combined for four touchdowns in a game.

20

With a victory over Virginia the Seminoles would extend their winning streak to 25 games, which would tie them for the **20th longest winning streak** in major college football history.

716

Number of days that have passed since the Seminoles last lost at home – or any – football game as of Saturday's game against Virginia, dating to its Nov. 24, 2012 loss to Florida, 37-26.

CAREER MILESTONES

100-YARD RUSHING GAMES

Karlos Williams (3):

126 Yds.	NC State, 2014
114 Yds.	Idaho, 2013
110 Yds.	Nevada, 2013

Dalvin Cook (2):

122 Yds.	Syracuse, 2014
110 Yds.	Louisville, 2014

100-YARD RECEIVING GAMES

Rashad Greene (12):

203 Yds.	Oklahoma State, 2014
163 Yds.	Wake Forest, 2011
147 Yds.	Auburn, 2014
146 Yds.	Clemson, 2013
137 Yds.	NC State, 2013
135 Yds.	Clemson, 2014
126 Yds.	Pitt, 2013
125 Yds.	NC State, 2014
125 Yds.	Virginia Tech, 2012
108 Yds.	Notre Dame, 2014
108 Yds.	Maryland, 2013
107 Yds.	Syracuse, 2014

Nick O'Leary (1):

161 Yds.	Clemson, 2013
----------	---------------

Jesus Wilson (1):

109 Yds.	NC State, 2014
----------	----------------

Christian Green (1):

102 Yds.	Wake Forest, 2011
----------	-------------------

300-YARD PASSING GAMES

Jameis Winston (11):

444 Yds.	Clemson, 2013
401 Yds.	Louisville, 2014
393 Yds.	Maryland, 2013
370 Yds.	Oklahoma State, 2014
365 Yds.	NC State, 2014
356 Yds.	Pitt, 2013
330 Yds.	Duke, 2013
330 Yds.	Boston College, 2013
327 Yds.	Florida, 2013
325 Yds.	Miami, 2013
317 Yds.	Syracuse, 2014

Sean Maguire (1):

304 Yds.	Clemson, 2014
----------	---------------

FLORIDA STATE FOOTBALL

NOTIN' THE NOLES: ODDS AND ENDS II

There are 39 former Florida State players on NFL rosters as of Nov. 3, 2014. That total includes practice squad (ps) and reserve (r) lists. Here's a breakdown by team:

BUFFALO	DENVER	ARIZONA	Teams with the most Noles: Buffalo, Jacksonville, San Francisco (3)
Nigel Bradham	Tony Carter	Antonio Cromartie	
EJ Manuel	KANSAS CITY	Darnell Dockett - r	
Garrison Sanborn	Rodney Hudson	ST. LOUIS	
NEW ENGLAND	OAKLAND	Lamarcus Joyner	NFL Noles by Position: Linebacker - 9 Defensive Line - 7 Running backs - 5 Defensive backs - 7 Receivers - 3 Offensive Line - 3 Quarterbacks - 2 Kickers - 2 Long Snapper - 1
Bryan Stork	Sebastian Janikowski	SAN FRANCISCO	
BALTIMORE	Menelik Watson	Anquan Boldin	
Terrence Brooks	WASHINGTON	Tank Carradine	
Timmy Jernigan	Chris Thompson - ps	Nick Moody	Longest-tenured NFL Noles: Sebastian Janikowski - 15th season Anquan Boldin - 12th season Darnell Dockett - 11th season* Antonio Cromartie - 9th season Leon Washington - 9th season Kamerion Wimbley - 9th season * - injured and on reserve list
CINCINNATI	CHICAGO	SEATTLE	
James Wilder Jr. - ps	Christian Jones	Terrance Parks - ps	
CLEVELAND	GREEN BAY		
Rodney Smith	Letroy Guion		
Jacobbi McDaniel - ps	MINNESOTA		
PITTSBURGH	Christian Ponder		
Lawrence Timmons	Xavier Rhodes		
Vince Williams	ATLANTA		
INDIANAPOLIS	Devonta Freeman		
Bjoern Werner	Antone Smith		
JACKSONVILLE	CAROLINA		
Geno Hayes	Kelvin Benjamin		
Telvin Smith	Graham Gano		
Dekoda Watson	NEW ORLEANS		
TENNESSEE	Brodrick Bunkley		
Leon Washington	Patrick Robinson		
Kamerion Wimbley			

WHAT'S AT STAKE

Saturday's ACC matchup vs. Virginia has big ramifications for the Seminoles. A home win over the Cavaliers would give FSU the fourth-longest win streak in the FBS over the last 20 seasons:

Team	Streak (Games)	Years
Miami (FL)	34	2000-2002
USC	34	2003-05*
Nebraska	26	1994-1996
Ohio State	24	2012-13
Boise State	24	2009-10
Florida State	24	2012-P
Florida	22	2008-09
Boise State	22	2003-04
Texas	21	2004-06
UCLA	20	1997-98
Penn State	20	1993-95

*The NCAA recognizes 20 wins from 2003-04

FSU IN THE 2014 NCAA RANKINGS

Category	Rk	Value
Rushing Offense	99	131.8
Passing Offense	9	327.3
Passing Eff.	24	148.5
Total Offense	32	459.0
Scoring Offense	14	38.4
Rushing Defense	51	148.0
Pass Defense	62	227.9
Pass Eff. Defense	77	240.6
Total Defense	61	388.6
Scoring Defense	41	22.8
Net Punting	62	37.6
Punt Return Avg	31	10.9
Kickoff Return Avg	98	19.2
Turnover Margin	77	-0.1
Sacks	98	1.5
Sacks Allowed	71	2.1
Tackles for Loss	54	6.1

INDIVIDUALS (TOP 25)

Category	Name	Rk	Value
Completion Percentage	Jameis Winston	10	67.2
Completions/Game	Jameis Winston	10	24.9
Field Goal Percentage	Roberto Aguayo	6	.933
Field Goals/Game	Roberto Aguayo	10	1.8
Forced Fumbles	Terrance Smith	21	0.33
Passes Defended	P.J. Williams	20	1.3
Passing Efficiency	Jameis Winston	16	154.5
Passing Yards	Jameis Winston	23	2,279
Passing Yards/Game	Jameis Winston	7	325.6
Points Responsible For/Game	Jameis Winston	24	15.4
Punt Returns	Rashad Greene	19	11.1
Receiving Yards	Rashad Greene	13	853
Receiving Yards/Game	Rashad Greene	12	106.6
Receptions/Game	Rashad Greene	12	7.3
Scoring	Roberto Aguayo	12	9.9
Total Offense	Jameis Winston	9	331.9
Yards/Pass Attempt	Jameis Winston	13	8.8
Total Tackles	Terrance Smith	20	10.2

FSU IN THE 2014 ACC RANKINGS

Category	Rk	Value
Rushing Offense	12	131.8
Passing Offense	1	327.3
Passing Eff.	3	148.5
Total Offense	2	459.0
Scoring Offense	1	38.4
Rushing Defense	7	148.0
Pass Defense	12	227.9
Pass Eff. Defense	9	240.6
Total Defense	10	388.6
Scoring Defense	7	22.8
Net Punting	10	37.6
Punt Return Avg	2	10.9
Kickoff Return Avg	9	19.2
Turnover Margin	11	-0.1
Sacks	13	1.5
Sacks Allowed	9	2.1
Tackles for Loss	9	6.1

INDIVIDUALS (TOP 10)

Category	Name	Rk	Value
All Purpose Yards	Rashad Greene	3	121.6
Combined Kick Returns	Kermit Whitfield	9	33.1
Completion Percentage	Jameis Winston	1	67.2
Completions/Game	Jameis Winston	1	24.9
Field Goal Percentage	Roberto Aguayo	3	.933
Field Goals/Game	Roberto Aguayo	3	1.8
Forced Fumbles	Terrance Smith	3	0.3
Interceptions	Nate Andrews	6	0.3
	Jacob Pugh	6	0.3
Kickoff Returns	Kermit Whitfield	7	20.7
Passes Defended	P.J. Williams	3	1.3
Passing Efficiency	Jameis Winston	3	154.5
Passing TDs	Jameis Winston	4	16
Passing Yards	Jameis Winston	1	2,279
Passing Yards/Game	Jameis Winston	1	325.6
Passing Yards/Completion	Jameis Winston	3	13.1
Points Responsible For	Jameis Winston	4	10.8
Points Responsible/Game	Jameis Winston	2	15.0
	Roberto Aguayo	10	10.4
Punt Returns	Rashad Greene	1	11.1
Receiving TDs	Jesus Wilson	8	4
	Rashad Greene	8	4
Receiving Yards	Rashad Greene	1	853
Receiving Yards/Game	Rashad Greene	1	106.6
Receptions/Game	Rashad Greene	1	7.3
Rushing TDs	Karlos Williams	5	7
Rushing Yards/Game	Karlos Williams	8	64.3
Rush Yards/Carry	Karlos Williams	8	4.6
Scoring	Roberto Aguayo	2	9.9
Solo Tackles	Terrance Smith	6	5.5
Total Offense	Jameis Winston	1	331.9
Total Tackles	Terrance Smith	2	10.2
	Reggie Northrup	9	8.4
Yards/Pass Attempt	Jameis Winston	3	8.8

THE STREAK GAME-BY-GAME ...

Dec. 1, 2012	Georgia Tech (ACC Championship)	21-15	#1
No. 13 Noles rebound from 37-26 loss to No. 6 Florida on Nov. 22 to capture their first ACC Championship since 2005. S Karlos Williams fills in at LB for injured starter Nick Moody and makes a game-high 11 tackles in addition to a game-sealing interception in the fourth quarter.			
Jan. 1, 2013	No. 16 Northern Illinois (Orange Bowl)	31-10	#2
No. 13 FSU captures its first BCS bowl victory since 2000 by shutting down No. 16 Northern Illinois and its star QB Jordan Lynch, outgaining the Huskies, 534 to 259.			
Sept. 2, 2013	at Pittsburgh	41-13	#3
Jameis Winston debuts for No. 11 FSU and completes 25-of-27 passes for 356 yards and four touchdowns, setting the Florida State single-game completion percentage record (92.6).			
Sept. 14, 2013	Nevada	62-7	#4
No. 10 FSU trailed 7-3 until the end of the second quarter before scoring 59 consecutive points to end the game. Karlos Williams debuts at RB and scores a 65-yard TD on his first-ever carry.			
Sept. 21, 2013	Bethune-Cookman	54-6	#5
The 8th-ranked Seminoles jumped out to a 40-0 lead by totaling 492 yards of total offense, including 266 yards rushing, to move to 3-0.			
Sept. 28, 2013	at Boston College	48-34	#6
The Eagles gave No. 8 Florida State its first taste of adversity during the 2013 season, jumping out to a 17-3 lead in the second quarter before FSU stormed back to take the lead at halftime when Winston found Kenny Shaw for a 55-yard hail mary TD as time expired in the first half.			
Oct. 5, 2013	No. 25 Maryland	63-0	#7
No. 8 Florida State destroyed No. 25 Maryland, tying the mark for most lopsided victory against a Top 25 opponent in college football history.			
Oct. 19, 2013	No. 3 Clemson	51-14	#8
Winston passed for 444 yards and three scores, while adding a rushing TD, as FSU scored the most points ever in Death Valley and vaulted itself to the No. 2 position in the first BCS rankings. DB Lamarcus Joyner set the tone by forcing a fumble on the game's first play. He finished with three turnovers forced in the first half as FSU shut down defending ACC Player of the Year Tajh Boyd (17-37-2, 157 yards).			
Oct. 26, 2013	NC State	49-17	#9
No. 3 Florida State moved to 7-0 for the first time since 1999 as Bobby Bowden returned to Doak Campbell Stadium for the first time since his 2009 retirement. FSU scored 35 points in the first quarter to tie a school record.			
Nov. 2, 2013	No. 7 Miami	41-14	#10
No. 3 Florida State ran away from an undefeated Miami team in front of a stadium record crowd of 84,409 behind Miami native Devonta Freeman's 176 all-purpose yards and three TDs.			
Nov. 9, 2013	at Wake Forest	59-3	#11
No. 3 FSU tied a school record in the blowout win with six interceptions, while holding the Demon Deacons to just 166 yards of total offense.			
Nov. 16, 2013	Syracuse	59-3	#12
Winston completed 19-of-21 passes (90.5 percent) as No. 2 FSU improved to 10-0 for the first time since 1999. Backup QB Sean Maguire tossed his first career TD pass in the third quarter to Nick O'Leary.			
Nov. 23, 2013	Idaho	80-14	#13
No. 2 Florida State scored a school-record 80 points, setting the ACC single season records for points (607) and touchdowns (80) in the process. FSU finished with a season-best 645 yards of total offense.			
Nov. 30, 2013	at Florida	37-7	#14
WR Kelvin Benjamin had a game for the ages, totaling 212 yards and three touchdowns on nine receptions against the rival Gators in Gainesville. Winston became the first QB to throw for 300 yards against Florida in over three years and FSU's 30-point victory was its largest ever in Gainesville.			
Dec. 7, 2013	No. 20 Duke (ACC Championship)	45-7	#15
Winston captured ACC Championship Game MVP honors for the No. 1-ranked Seminoles after throwing for 330 yards and three touchdowns. NG Timmy Jernigan had 10 tackles and led a defense that held the Blue Devils scoreless until the final minute.			
Jan. 6, 2014	No. 2 Auburn (BCS Championship)	34-31	#16
No. 1 Florida State captured its third national championship in school history by completing the largest comeback in the 16-year history of the BCS title game. The Seminoles rallied from 18 points down after trailing 21-3 with 5:01 remaining in the second quarter. Kermit Whitfield's 100-yard kick return TD put FSU in front 27-24 with 4:31 left in the game before Auburn's Tre' Mason answered back with a 37-yard TD run to put the Tigers back in front 31-27. Winston completed 6-of-7 passes on the game-winning 80-yard drive, finding Rashad Greene for a 49 yard gain and Benjamin for the two-yard game-winning TD with 13 seconds left on the clock.			
Aug. 30, 2014	Oklahoma State (Cowboys Classic)	37-31	#17
Greene catches 11 passes for a career-best 203 yards and hauls in a 50-yard touchdown that puts the game out of reach for No. 1 FSU in the season opener. The Noles tie the school record for most consecutive wins (Previous mark: Aug. 28, 1999 to Oct. 7, 2000).			
Sept. 6, 2014	The Citadel	37-12	#18
FSU scores touchdowns on all four of its first-half possessions and holds the triple-option-running Bulldogs scoreless until the fourth quarter.			
Sept. 20, 2014	No. 22 Clemson	23-17 (OT)	#19
No. 1 FSU fights back from a fourth quarter deficit to beat the Tigers. Down 17-10 in the fourth quarter, starter Sean Maguire found Rashad Greene for a 74-yard touchdown that tied the game with 6:04 left in regulation. After the Tigers were in field goal range with 1:36 left in the game, defensive tackle Eddie Goldman forced a Clemson fumble that the Noles recovered. In overtime, FSU stopped the Tigers on 4th-and-1, and Karlos Williams scored the game-winning TD two plays later.			
Sept. 27, 2014	NC State	56-41	#20
The Seminoles trailed 24-7 in the first quarter but fought back to win 56-41 behind four passing touchdowns from Jameis Winston and three rushing scores by Karlos Williams. Freshman defensive end Lorenzo Featherston's sack and forced fumble of NC State QB Jacoby Brissett led to the Seminoles' first lead in the third quarter.			
Oct. 4, 2014	Wake Forest	43-3	#21
No. 1 FSU scored 43 unanswered points and the Seminoles' defense allowed just 126 yards of total offense to the Demon Deacons. Kicker Roberto Aguayo tied a school record with five field goals, including a 52-yarder, while defensive ends Mario Edwards Jr. and Lorenzo Featherston combined to tally 5.5 tackles for loss.			
Oct. 11, 2014	Syracuse	38-20	#22
Florida State cruised past Syracuse 38-20 at the Carrier Dome as Jameis Winston completed a career-high 30 passes on 36 attempts for 317 yards and three touchdowns. Dalvin Cook rushed for 122 yards - the most yards on the ground by a freshman since 2008.			
Oct. 18, 2014	No. 5 Notre Dame	31-27	#23
The Seminoles came back from a 17-10 deficit as Jameis Winston completed 15-of-16 passes for 181 yards and a touchdown in a near-flawless second half.			
Oct. 30, 2014	Louisville	42-31	#24

Florida State overcame a 21-0 first-half deficit to defeat Louisville, who entered the game with the nation's No. 1 defense. FSU piled up 574 yards of total offense and outscored the Cardinals 35-10 in the second half as true freshmen accounted for four touchdowns for the first time in Noles' history, while Jameis Winston tossed for a season-high 401 yards.

DURING THE STREAK...

- Florida State has scored **94 MORE TOUCHDOWNS** than its opponents, totaling 139 TDs while allowing only 45.
- FSU's pass defense has been absolutely dominant, allowing opponents to complete just **53.0 percent of their pass attempts**.
- The Noles have averaged **491.7 yards** of total offense, while allowing just **317.0 yards**.
- FSU has averaged **311.1 passing yards** and **180.6 rushing yards**.
- The Noles have outscored opponents by **29.4 points per game** to the tune of **45.1 ppg** to **15.7 ppg**.
- **Karlos Williams has played three positions** (RB, S and LB), including a start at LB in the game that started the streak - the 2012 ACC Championship Game (11 tackles, 1 INT). Williams is now the starting RB after beginning his career at S.
- **Nine** times a Nole has rushed for 100 yards in a game: RB Devonta Freeman (3), RB Karlos Williams (3), RB Dalvin Cook (2), FB Lonnie Pryor (1)
- **16** times a Nole has gained 100 receiving yards in a game: WR Rashad Greene (10), WR Kelvin Benjamin (3), Nick O'Leary (1), Kenny Shaw (1). Jesus Wilson (1)
- **11** times Jameis Winston has passed for 300 yards in a game
- **16** current NFL players played in the Streak.
- **18** Seminoles who played in the Streak have been drafted.
- **10** First Team All-Americans have played in the Streak.
- **29** different Noles have captured All-ACC honors during the Streak.
- **35** Different Noles have scored a TD during the Streak.

STAT COMPARISON DURING THE STREAK

	FSU	OPP.
TOTAL OFFENSE AVERAGE/G	11801 491.7	7609 317.0
PASSING OFFENSE AVERAGE/G C-A-INT COMP. %	7466 311.1 530-806-25 65.8%	4412 183.8 401-757-37 53.0%
RUSHING OFFENSE AVERAGE/G ATT-YPA	4335 180.6 830-5.2	3197 133.2 933-3.4
POINTS AVERAGE/G	1082 45.1	377 15.7
TOUCHDOWNS RUSHING TD PASSING TD DEFENSE/ST TD	139 67 60 12	45 18 27 0
R-Z SCORES - % R-Z TDS - %	111-116 95.7% 87-116 75.0%	54-71 76.1% 35-71 49.3%

FLORIDA STATE FOOTBALL

PRESEASON WATCH LISTS

BEDNARIK AWARD

(Presented to the college defensive player of the year by the Maxwell Football Club)

- Mario Edwards Jr.
- P.J. Williams

BILETNIKOFF AWARD

(Presented to the nation's most outstanding receiver by Tallahassee Quarterback Club Foundation)

- Rashad Greene

BRONKO NAGURSKI TROPHY

(Presented to the nation's most outstanding defensive player by the Charlotte Touchdown Club)

- Mario Edwards Jr.
- P.J. Williams

BUTKUS AWARD

(Presented to the nation's most outstanding linebacker by the Butkus Foundation)

- Terrance Smith

DAVEY O'BRIEN AWARD

(Presented to the nation's best college quarterback by the Davey O'Brien Foundation)

- Jameis Winston

JIM THORPE AWARD

(Presented to the nation's best defensive back by the Jim Thorpe Association)

- Jalen Ramsey
- P.J. Williams (Semifinalist)

LOU GROZA AWARD

(Presented to the nation's most outstanding kicker by the Palm Beach Sports Commission)

- Roberto Aguayo

MACKEY AWARD

(Presented to the nation's most outstanding tight end by the John Mackey Award Selection Committee)

- Nick O'Leary

MAXWELL AWARD

(Presented to the college football player of the year by the Maxwell Football Club)

- Rashad Greene
- Karlos Williams
- Jameis Winsto (Semifinalist)

OUTLAND TROPHY

(Presented to the nation's most outstanding interior lineman by the FWAA)

- Cameron Erving
- Tre' Jackson
- Josue Matias

PAUL HORNING AWARD

(Presented to the nation's most versatile player by the Louisville Sports Commission)

- Kermit Whitfield

RIMINGTON TROPHY

(Presented to the nation's most outstanding center by the Rimington Trophy Committee)

- Austin Barron

ROTARY LOMBARDI AWARD

(Presented to the college lineman of the year by Rotary Club of Houston)

- Mario Edwards Jr.
- Cameron Erving
- Tre' Jackson
- Josue Matias

WALTER CAMP AWARD

(Presented to the nation's most outstanding player of the year by the Walter Camp Football Foundation)

- Cameron Erving
- Jameis Winston

DB - Nate Andrews

CFPA Honorable Mention DB of the Week (Sept. 1)

K - Roberto Aguayo - 19

ACC Specialist of the Week (Oct. 6)

Lou Groza Star of the Week (Oct. 6)

CFPA Placekicker of the Week (Oct. 6)

Lou Groza Star of the Week (Sept. 1)

CFPA Honorable Mention Specialist of the Week (Sept. 8)

CFPA Honorable Mention Specialist of the Week (Sept. 1)

Lou Groza Award Watch List

OL - Austin Barron - 62

Rimington Trophy Watch List

RB - Dalvin Cook - 4

ACC Rookie of the Week (Nov. 3)

Athlon Sports National Freshman of the Week (Nov. 2)

CFPA HM All-Purpose Player of the Week (Nov. 3)

DB - Ronald Darby - 3

Lott Impact Trophy Quarterfinalist

Lott Impact Trophy Watch List

DL - Mario Edwards Jr. - 15

CFPA HM Defensive Lineman of the Week (Oct. 6)

ACC Defensive Lineman of the Week (Sept. 2)

Bednarik Award Watch List

Bronko Nagurski Trophy Watch List

Rotary Lombardi Award Watch List

OL - Cameron Erving - 75

ACC Offensive Lineman of the Week (Nov. 3)

Outland Trophy Watch List

Rotary Lombardi Award Watch List

Walter Camp Award Watch List

WR - Rashad Greene - 80

ACC Receiver of the Week (Sept. 29)

ACC Receiver of the Week (Sept. 22)

ACC Receiver of the Week (Sept. 2)

CFPA HM Receiver of the Week (Sept. 1)

Bilentnikoff Award Watch List

Maxwell Award Watch List

DT - Eddie Goldman - 90

ACC Defensive Lineman of the Week (Sept. 22)

OL - Tre' Jackson - 54

ACC Offensive Lineman of the Week (Oct. 20)

ACC Offensive Lineman of the Week (Oct. 13)

ACC Offensive Lineman of the Week (Sept. 29)

Outland Trophy Watch List

Rotary Lombardi Award Watch List

OL - Josue Matias - 70

Outland Trophy Watch List

Rotary Lombardi Award Watch List

LB - Reggie Northrup - 5

ACC Linebacker of the Week (Nov. 3)

ACC Linebacker of the Week (Oct. 6)

CFPA HM Linebacker of the Week (Oct. 6)

TE - Nick O'Leary - 35

CFPA Honorable Mention TE of the Week (Nov. 3)

Mackey Award National TE of the Week (Oct. 13)

CFPA Honorable Mention TE of the Week (Oct. 13)

CFPA Honorable Mention TE of the Week (Sept. 22)

CFPA Honorable Mention TE of the Week (Sept. 8)

Mackey Award Watch List

LB - Jacob Pugh - 16

CFPA HM LB of the Week (Oct. 19)

PRESEASON ALL-AMERICA TEAMS

K - Roberto Aguayo - 19

Phil Steele - First Team

Athlon Sports - First Team

Sports Illustrated - First Team

Sporting News - First Team

USA Today - First Team

CBS Sports

FOX Sports

ESPN

DB - Ronald Darby - 3

Sporting News - Third Team

DL - Mario Edwards Jr. - 15

Athlon Sports - Third Team

OL - Cameron Erving - 75

Phil Steele - First Team

Athlon Sports - First Team

Sports Illustrated - Second Team

Sporting News - First Team

USA Today - Second Team

FOX Sports

WR - Rashad Greene - 80

Phil Steele - Second Team

Athlon Sports - Second Team

Sporting News - First Team

USA Today - Second Team

FOX Sports

OL - Tre' Jackson - 54

Phil Steele - First Team

Athlon Sports - First Team

Sports Illustrated - First Team

Sporting News - First Team

USA Today - First Team

CBS Sports

ESPN

OL - Josue Matias - 70

Athlon Sports - Second Team

TE - Nick O'Leary - 35

Phil Steele - First Team

Athlon Sports - First Team

Sports Illustrated - First Team

Sporting News - Second Team

USA Today - First Team

CBS Sports

ESPN

DB - Jalen Ramsey - 8

Athlon Sports - First Team

Sports Illustrated - First Team

USA Today - Second Team

FOX Sports

WR - Kermit Whitfield - 8

Phil Steele - First Team

Athlon Sports - Third Team

Sporting News - Second Team

RB - Karlos Williams - 9

Athlon Sports - Fourth Team

DB - P.J. Williams - 26

Phil Steele - Second Team

Athlon Sports - Third Team

QB - Jameis Winston - 5

Phil Steele - Second Team

Athlon Sports - First Team

Sports Illustrated - First Team

Sporting News - Second Team

USA Today - Second Team

CBS Sports

DB - Jalen Ramsey - 8

CFPA HM DB of the Week (Sept. 29)

Jim Thorpe Award Watch List

LB - Terrance Smith - 24

Bednarik Natl. Def. Player of the Week (Oct. 23)

ACC Linebacker of the Week (Oct. 20)

Butkus Award Watch List

WR - Kermit Whitfield - 8

Paul Hornung Award Watch List

RB - Karlos Williams - 9

Maxwell Award Watch List

DB - P.J. Williams - 26

Jim Thorpe Award Semifinalist

Bednarik Award Watch List

Bronko Nagurski Trophy Watch List

Jim Thorpe Award Watch List

QB - Jameis Winston - 5

ACC Offensive Back of the Week (Nov. 3)

Maxwell Award Semifinalist

CFPA HM QB of the Week (Oct. 13)

Manning Star of the Week (Oct. 13)

Davey O'Brien Award Watch List

Maxwell Award Watch List

Walter Camp Award Watch List

Manning Award Watch List

MIDSEASON ALL-AMERICANS

TE - Nick O'Leary - 35

ESPN Midseason All-American

Sports Illustrated Midseason All-American

CBSsports.com Midseason All-American

NFL.com Midseason All-American

WR - Rashad Greene - 80

ESPN Midseason All-American

Sports Illustrated Midseason All-American

(Second Team)

K - Roberto Aguayo - 19

ESPN Midseason All-American

Sports Illustrated Midseason All-American

CBSsports.com Midseason All-American

NFL.com Midseason All-American

OL - Tre' Jackson - 54

CBSsports.com Midseason All-American

Sports Illustrated Midseason All-American

(Second Team)

OL - Josue Matias - 70

Sports Illustrated Midseason All-American

CBSsports.com Midseason All-American

(Second Team)

FLORIDA STATE FOOTBALL

NOTIN' THE OPPONENT: VIRGINIA

O-LINE STRONG

- Virginia only starts one senior on its offensive line, but it is one of the best units in the nation.
- UVA is ranked fifth in tackles for loss allowed and ninth in sacks allowed in the country.

FORCING TURNOVERS

- The Cavaliers defense has forced 21 turnovers in nine games this season – 11 interceptions, 10 fumbles
- Of those 21 turnovers forced, Virginia has returned three of those for touchdowns.

HAROLDED PERFORMANCES

- Junior defensive end Eli Harold has been a beast for the Cavaliers' defense all season long.
- Harold leads the ACC in tackles for loss (13.0) and is second in sacks (7.0).

COLEY DOING IT ALL

- Senior linebacker Henry Coley has 61 tackles, 10.5 TFLs, six sacks and five pass breakups this year.
- Coley was named ACC Linebacker of the Week after he had 14 tackles and two sacks against UCLA.



2014 SCHEDULE

Avg. 30	UCLA	L, 20-28
Sept. 6	Richmond	W, 45-13
Sept. 13	Louisville	W, 23-21
Sept. 20	at BYU	L, 33-41
Sept. 27	Kent State	W, 45-13
Oct. 4	Pitt	W, 24-19
Oct. 18	at Duke	L, 13-20
Oct. 25	North Carolina	L, 27-28
Nov. 1	at Georgia Tech	L, 10-35
Nov. 8	at Florida State	6:30 PM
Nov. 22	Miami	TBA
Nov. 28	at Virginia Tech	TBA

All-Time Highs vs. Virginia

A list of the best performances by the Seminoles in 17 previous meetings with Virginia:

RUSHING PERFORMANCES

Player	No.-Yds, TDs	Year
Greg Jones	21-173 yds, 2 TDs	2002
Travis Minor	17-159 yds, 3 TDs	1997
Tiger McMillion	25-138 yds, 0 TD	1992
Jermaine Thomas	16-132 yds, 2 TDs	2010
Warrick Dunn	26-131 yds, 1 TD	1996

RECEIVING PERFORMANCES

Player	No.-Yds, TDs	Year
E.G. Green	7-169 yds, 1 TD	1995
E.G. Green	5-151 yds, 1 TD	1997
Snoop Minnis	4-131 yds, 2 TDs	2000
Tamarick Vanover	6-129 yds, 1 TD	1993
Javon Walker	6-124 yds, 1 TD	2001

PASSING PERFORMANCES

Player	C-A-T, Yds, TDs	Year
Danny Kanell	32-67-3, 454 yds, 3 TDs	1995
Drew Weatherford	35-59-1, 377 yds, 3 TDs	2005
Charlie Ward	23-31-3, 322 yds, 0 TDs	1993
Thad Busby	25-36-2, 316 yds, 1 TD	1994
Danny Kanell	32-48-4, 300 yds, 5 TDs	1995

NICE DAY AT THE PARKS

- Senior running back Kevin Parks leads the Cavaliers in rushing this season with 626 yards and four TDs.
- Parks is fourth all-time in school history with 29 rushing TDs and fifth in rushing with 3,103 yards.

THE TALE OF TWO QUARTERBACKS

- Virginia has played two quarterbacks this season – sophomore Matt Johns and Greyson Lambert.
- Johns leads the team in passing touchdowns, but Lambert leads the team in yards and has started six of the nine games.

HE'S A FRYE GUY

- Junior kicker Ian Frye leads the ACC in field goals per game with 1.89.
- Frye has been solid all year, making 17 of his 20 attempts with his only misses being of 46, 50 and 52 yards.

ACC WOES

- Virginia has only won two of its last 15 Atlantic Coast Conference games.
- The Cavaliers haven't won a road conference game since Nov. 13, 2012 at NC State (33-6 win).

Virginia Quick Hits

•Head Coach: Mike London (Fifth season)
•Record under London: 22-36
•2013 Record: 2-10
•2013 ACC Record: 0-8
•Mike London is in his fifth season as the head coach of the Virginia football program with a complete roster of players he has recruited, a large number of returning letterwinners and all of his coaching coordinators from the 2013 campaign. A former Richmond police detective, London is coming off a recruiting class that included two top-10 prospects for the first time in the program's history;
•In 2011, he led Virginia to one of its most outstanding seasons as the Cavaliers went 8-4 during the regular season, finished second in the ACC's Coastal Division with a 5-3 mark and played Auburn in the 2011 Chick-fil-A Bowl. For his efforts that season, London was recognized as the Atlantic Coast Conference's Coach of the Year;
•Prior to becoming the head coach at Virginia, he spent two seasons at Richmond. London led the Spiders to a 24-5 record. In 2008, his team went 13-3 and won the Football Championship Series national title;
•Virginia is coming off of a 35-10 loss to Georgia Tech on the road. The Cavaliers rushed for a mere 22 yards and lost their third straight game heading into their showdown in Tallahassee, Fla.
•The last time UVA came to Tallahassee the Cavaliers were able to come away with its only victory at Doak Campbell Stadium. Virginia won the game 14-13.

Series History: Florida State vs. Virginia

Home: 8-1 / Away: 6-2
Neutral: 0-0 / ACC: 14-3
First Meeting: Oct. 31, 1992 / Away / W, 13-3
Last Meeting: Nov. 19, 2011 / Home / L, 13-14
Most points scored vs. Virginia:
Overall & Away: 47 (47-21 win on Oct. 25, 1997)
Home: 45 (45-14 win on Nov. 7, 1998)
Most points surrendered vs. Virginia:
Overall & Away: 33 (28-33 loss on Nov. 2, 1995)
Home: 24 (31-24 win on Oct. 26, 1996)
Number of shutouts:
FSU: 1 (Last: 33-0 on Nov. 4, 2006 (Tallahassee))
UVA: None
Largest margin of victory: 36 (43-7 on Oct. 20, 2001)
Largest margin of defeat: 5, twice (Last: 21-26 on Oct. 15, 2005)

ALL-TIME SERIES (FSU LEADS 14-3)

Year	Site	Final	AP Rank FSU	UVA
1992	Charlottesville, Va.	W 13-3	6	23
1993	Tallahassee, Fla.	W 40-14	1	15
1994	Tallahassee, Fla.	W 41-17	4	-
1995	Charlottesville, Va.	L 28-33	2	24
1996	Tallahassee, Fla.	W 31-24	3	14
1997	Charlottesville, Va.	W 47-21	3	-
1998	Tallahassee, Fla.	W 45-14	6	12
1999	Charlottesville, Va.	W 35-10	1	-
2000	Tallahassee, Fla.	W 37-3	6	-
2001	Charlottesville, Va.	W 43-7	21	-
2002	Tallahassee, Fla.	W 40-19	5	-
2003	Charlottesville, Va.	W 19-14	7	-
2004	Tallahassee, Fla.	W 36-3	7	6
2005	Charlottesville, Va.	L 21-26	4	-
2006	Tallahassee, Fla.	W 33-0	-	-
2010	Charlottesville, Va.	W 34-14	-	-
2011	Tallahassee, Fla.	L 13-14	23	-

TALE OF THE TAPE

FSU	Category	UVA
38.4	Scoring Offense	26.7
22.8	Scoring Defense	24.2
131.8	Rushing Offense	153.7
148.0	Rushing Defense	119.0
327.2	Passing Offense	243.9
240.6	Passing Defense	225.7
459.0	Total Offense	397.6
388.6	Total Defense	344.7

STAT LEADERS COMPARISON

Category	Florida State	Virginia
Touchdowns	K. Williams (7)	Parks (6)
Passing Tds	Winston (16)	Johns (8)
Pass. Efficiency	Winston (154.5)	Johns (121.9)
Rushing Yds	K. Williams (450)	Parks (626)
Receiving Yds	Greene (853)	Jennings (421)
Receptions	Greene (58)	Mizzell (31)
Tackles	Northrup (67)	Blanding (89)
Sacks	Goldman (4.0)	Harold (7.0)
Interceptions	Andrews/Pugh (2)	Three tied (2)
Punting Avg.	Beatty (40.7)	Vozenilek (43.2)
Punt Ret. Avg.	Greene (11.1)	Shepherd (4.2)
KO Ret. Avg.	Whitfield (20.7)	Jennings (26.9)
Kicking	Aguayo (93.3)	Frye (95.0)

FLORIDA STATE DEPTH CHART

As of Nov. 3, 2014

<div>SS</div> <div>1 • TYLER HUNTER 5-11 • 200 • R-Jr. Valdosta, Ga.</div>		<div>FS</div> <div>8 • JALEN RAMSEY 6-1 • 204 • So. Smyrna, Tenn.</div>	
<div>CB</div> <div>3 • RONALD DARBY 5-11 • 195 • Jr. Oxon Hill, Md.</div>	42 • LAMARCUS BRUTUS 6-0 • 208 • R-Jr. Port St. Lucie, Fla.		20 • TREY MARSHALL 6-0 • 200 • Fr. Lake City, Fla.
	OR		
<div>6 • NICK WAISOME 5-10 • 182 • Sr. Groveland, Fla.</div>	<div>WILL</div> <div>24 • TERRANCE SMITH 6-4 • 222 • R-Jr. Decatur, Ga.</div>		<div>MIKE</div> <div>5 • REGGIE NORTHRUP 6-1 • 220 • Jr. Jacksonville, Fla.</div>
<div>JACK</div> <div>15 • MARIO EDWARDS JR. 6-3 • 294 • Jr. Gautier, Miss.</div>	10 • E.J. LEVENBERRY 6-3 • 246 • So. Woodbridge, Va.		<div>7 • MATTHEW THOMAS 6-3 • 233 • R-Fr. Miami, Fla.</div>
	<div>DT</div> <div>90 • EDDIE GOLDMAN 6-4 • 320 • Jr. Washington D.C.</div>		
	<div>21 • CHRIS CASHER 6-4 • 250 • R-So. Mobile, Ala.</div>		
OR		<div>DE</div> <div>43 • DESMOND HOLLIN 6-3 • 285 • Sr. Miami, Fla.</div>	
16 • JACOB PUGH 6-4 • 236 • Fr. Tallahassee, Fla.		<div>91 • DERRICK NNADI 6-2 • 303 • Fr. Virginia Beach, Va.</div>	
<div>TE</div> <div>35 • NICK O'LEARY 6-3 • 235 • Sr. Palm Beach, Fla.</div>		<div>59 • RYAN HOEFELD 6-3 • 290 • R-Fr. New Orleans, La.</div>	
<div>75 • CAMERON ERVING 6-6 • 308 • R-Sr. Moultrie, Ga.</div>		<div>71 • ALEC EBERLE 6-5 • 282 • Fr. Mechanicsville, Va.</div>	
<div>77 • RODERICK JOHNSON 6-7 • 330 • Fr. Florissant, Mo.</div>		<div>65 • RUBEN CARTER 6-4 • 306 • R-Jr. Miami, Fla.</div>	
<div>70 • JOSUE MATIAS 6-6 • 325 • Sr. Union City, N.J.</div>		<div>51 • BOBBY HART 6-4 • 320 • Sr. Lauderhill, Fla.</div>	
<div>72 • KAREEM ARE 6-6 • 325 • Jr. Floral Park, N.Y.</div>		<div>55 • CHAD MAVETY 6-5 • 315 • Jr. Sparta, N.J.</div>	
<div>Z-WR</div> <div>15 • TRAVIS RUDOLPH 6-2 • 184 • Fr. West Palm Beach, Fla.</div>		<div>QB</div> <div>5 • JAMEIS WINSTON 6-4 • 235 • R-So. Bessemer, Ala.</div>	
OR		10 • SEAN MAGUIRE 6-3 • 220 • R-So. Sparta, N.J.	
89 • CHRISTIAN GREEN 6-2 • 204 • R-Sr. Tampa, Fla.		11 • JOHN FRANKLIN III 6-0 • 180 • R-Fr. Plantation, Fla.	
OR		<div>13 • JA'VONN HARRISON 6-2 • 197 • Fr. Lakeland, Fla.</div>	
1 • ERMON LANE 6-3 • 206 • Fr. Homestead, Fla.		<div>80 • RASHAD GREENE 6-0 • 180 • Sr. Albany, Ga.</div>	
<div>Y-WR</div> <div>3 • JESUS WILSON 5-9 • 177 • So. Miami, Fla.</div>		<div>X-WR</div> <div>12 • JARRED HAGGINS 6-0 • 202 • R-Sr. Lakeland, Fla.</div>	
OR		26 • P.J. WILLIAMS 6-0 • 196 • Jr. Ocala, Fla.	
8 • KERMIT WHITFIELD 5-7 • 183 • So. Orlando, Fla.		27 • MARQUEZ WHITE 6-0 • 172 • So. Dothan, Ala.	
<div>SAM</div> <div>44 • DeMARCUS WALKER 6-3 • 277 • So. Jacksonville, Fla.</div>		OR	
41 • LORENZO FEATHERSTON 6-7 • 220 • Fr. Greensboro, N.C.		42 • LAMARCUS BRUTUS 6-0 • 208 • R-Jr. Port St. Lucie, Fla.	

SPECIAL TEAMS					
PK/KO -	19 ROBERTO AGUAYO	6-1	203	R-So.	Mascotte, Fla.
P -	38 CASON BEATTY	6-3	220	Jr.	Charlotte, N.C.
	49 JONATHAN HERNANDEZ	6-4	202	So.	Bradenton, Fla.
DS -	47 STEPHEN GABBARD	6-3	230	Fr.	Tallahassee, Fla.
	40 DANNY ADAMS	5-9	193	R-Sr.	Fort Lauderdale, Fla.
HO -	38 CASON BEATTY	6-3	227	Jr.	Charlotte, N.C.
PR -	80 RASHAD GREENE	6-0	180	Sr.	Albany, Ga.
	3 JESUS WILSON	5-9	177	So.	Miami, Fla.
KR -	8 KERMIT WHITFIELD	5-7	183	So.	Orlando, Fla.
	7 MARIO PENDER	5-10	193	R-So.	Cape Coral, Fla.
KR -	3 JESUS WILSON	5-9	177	So.	Miami, Fla.
	4 DALVIN COOK	6-0	200	Fr.	Miami, Fla.

FB	
23 • FREDDIE STEVENSON	6-1 • 237 • So. Bartow, Fla.
22 • JOHNATHAN VICKERS	6-1 • 213 • Fr. Quincy, Fla.

TB	
9 • KARLOS WILLIAMS	6-1 • 225 • Sr. Davenport, Fla.
4 • DALVIN COOK	6-0 • 200 • Fr. Miami, Fla.
7 • MARIO PENDER	5-10 • 193 • R-So. Cape Coral, Fla.

PRONUNCIATION CHART

Roberto Aguayo	Uh-Gwhy-oh
Kareem Are	"R"
Austin Barron	Bear-ron
Cason Beatty	Case-in Bay-tee
Marcel Benalcazar	Bah-Nel-kah-zar
Cameron Budde	Bud-ee
Ukeme Eliqwe	YOU-kem-may E-lee-gway
Rashad Greene	Rah-shod
Jarred Haggins	Jair-red Hay-gins
Kevin Haplea	Hap-lee
Roderick Johnson	Rod-erick
Tyrell Lyons	Ty-rail
Josue Matias	Hoe-sway Muh-tee-us
Chad Mavety	Muh-vetty
Novisa Petrusich	No-vis-a Puh-True-sik
Nick Waisome	Way-some
Marquez White	Mahr-quez
Jesus Wilson	Hay-Suez
Jameis Winston	Jame-us

START CHART

OFFENSE							
Player	'11	'12	'13	'14	Streak	Career	
Barron	3	1	1	5	-	10	
Carter	-	-	1	-	-	1	
Cook	-	-	-	1	-	1	
Erving	-	14	14	8	36	36	
Green	4	-	-	5	-	5	
Greene	3	13	13	8	18	37	
Haggins	1	2	-	-	-	3	
Haplea	-	2	-	-	-	2	
Hart	9	-	14	8	22	31	
Hoefeld	-	-	-	3	3	3	
Jackson	1	14	13	8	20	36	
Lane	-	-	-	1	1	1	
Maguire	-	-	-	1	-	1	
Matias	1	14	14	8	37	37	
Newberry	-	-	1	-	-	1	
O'Leary	2	11	13	8	17	34	
Pender	-	-	-	1	-	1	
Rudolph	-	-	-	2	-	2	
Stevenson	-	-	-	5	1	5	
J. Wilson	-	-	-	3	-	3	
K. Williams	-	1*	-	6	1	7	
Winston	-	-	14	7	5	21	

*start was on defense


DEFENSE						
Player	'12	'13	'14	Streak	Career	
Andrews	-	1	8	8	9	
Darby	-	9	8	10	17	
Edwards, Jr.	2	11	7	4	20	
Featherston	-	-	3	-	3	
Goldman	-	13	8	19	21	
Hollin	-	-	2	-	2	
Hunter	3	3	8	8	14	
Lawrence-Stamp	-	6	2	-	8	
Levenberry	-	1	1	-	2	
Mitchell, Jr.	-	-	4	2	4	
Northrup	-	-	8	8	8	
Ramsey	-	14	8	22	22	
Ter. Smith	-	10	6	-	16	
Thomas	-	-	1	1	1	
Walker	-	3	5	1	8	
Waisome	14	-	1	-	15	
K. Williams	1	-	-	-	1	
P.J. Williams	-	11	7	6	18	

SPECIAL TEAMS					
Player	'12	'13	'14	Streak	Career
Aguayo	-	14	8	22	22
Beatty	14	14	8	36	36

FLORIDA STATE FOOTBALL

PROJECTED STARTERS: OFFENSE

QB 5



JAMEIS WINSTON • 6-4, 235, R-SO.

- Only QB in college football since 2000 to win his first 21 starts under center (Greg McElroy-19)
- 300 passing yards in 11 of 21 starts. 2nd all-time at FSU for 300 yard gms and T-1st in 350 passing yard gms
- Already 8th all-time at FSU in career passing yards (6,336) and fourth in career TD passes (56)
- Top 15 in the nation in 5 categories (Comp% #10, Pass YPG #7, Comp/GM #10, Yds/Pass Att #13, Tot Off. #9)


RB 9



KARLOS WILLIAMS • 6-1, 225, SR.

- Returned from an ankle injury to score two second-half TD's in a win over then-No. 5 Notre Dame
- Posted career-best numbers vs. NCST (21-126-3) & has not had a negative yard carry in his last 4 games
- Already has 18 rushing TDs in just five career starts, tied for 12th-most in FSU history
- Carried twice in OT gaining all 25 yards and scoring the walk-off TD versus Clemson


FB 23



FREDDIE STEVENSON • 6-1, 237, SO.

- Had a career night vs. Louisville catching a 35-yard TD pass to seal the FSU win 42-31
- Finished his freshman season with 33 yards on eight carries and one touchdown versus Nevada
- Tough, powerful goal line runner began his FSU career as a linebacker


WR 80



RASHAD GREENE • 6-0, 180, SR.

- All-time leader at FSU in career receptions (229), 3rd in yards (3,318), 4th in TDs (26) and 100 yard games (12)
- Has at least 100 receiving yards in 5 of his 7 full games played this season (left the WFU game at half with a concussion)
- Three-time ACC Receiver of the Week in 2014 - most recently after 11 rec., 125 yds, 1-TD effort at NC State
- 67 catches for 1000 yards in the last 9 games (BCS Championship, OKST, Citadel, Clemson, NCST, WFU, SVR, ND, UL)

WR 15



TRAVIS RUDOLPH • 6-2, 184, FR.

- Started versus Syracuse and Notre Dame
- Had a career night vs. ND with 6-80 and a TD. Followed up with 2-76 and a TD vs. Louisville
- Becoming a bigger part of the offense each week with 18 catches and 3 TDs in the last 4 games
- Has either increased his yards, catches, longest TD catch or TDs in each of the last five games


WR 3



JESUS "BOBO" WILSON • 5-9, 177, SO.

- Tied for team lead with four receiving TDs, 3rd in yards (356) and 3rd in receptions (28)
- After setting new career highs for receptions (4) and yards (56) in win over Clemson, Wilson followed up that performance with six catches for 109 yards and 2 TDs versus NC State
- Has three TD receptions in the last five games


TE 35



NICK O'LEARY • 6-3, 247, SR.

- FSU's leading receiver versus Louisville with 6-76. Has 5 or more catches in 4 games this year
- FSU's career leader for receptions (99), yards (1,337) and touchdowns (13) by a tight end
- Upped his career total to 99 catches & is only 1 reception away from a new season high
- Averaging 45.5 yards per game, ahead of his career-best 39.8 set during the 2013 season

LT 75



CAMERON ERVING • 6-5, 308, R-SR.

- Key member of the Seminoles OL that has helped FSU rush for 165 yards or more in 4 of last 5 games
- Joined with Matias to clear the way for both Karlos Williams' runs totaling 25 yards and a TD in OT vs. Clemson
- Won the Jacobs Blocking Trophy, given to the ACC's top offensive lineman in 2013
- Named a First Team All-America in 2013 by Sporting News, USA Today, and SI.com


LG 70



JOSUE MATIAS • 6-6, 325, SR.

- Started all 14 games during 2013 championship season and 36 consecutive dating to 2011 bowl game
- First ever career start came in the 2011 Champs Sports Bowl versus Notre Dame
- Joined with Erving to clear the way for both Karlos Williams' runs totaling 25 yards and a TD in OT vs. Clemson
- Physically imposing force with the mindset and technique to be a dominant blocker


C 59



RYAN HOEFELD • 6-3, 290, R-FR.

- Made the first start of his career versus Syracuse where FSU ran for 165 and had 482 yards of offense
- Took over at center during the Wake Forest game after senior Austin Barron left with a fractured hand
- FSU has rushed for at least 165 yards in two of his three starts
- Had played in just two games this season before starting at Syracuse (The Citadel and Wake Forest)

RG 54



TRE' JACKSON • 6-4, 330, SR.

- Three-time ACC Offensive Lineman of the Week: NC State (Sept. 29), Syracuse (Oct. 13) and ND (Oct. 20)
- Recorded the top grade among OL in six of seven games this season
- Made the first start of his career with Josue Matias in the 2011 Champs Sports Bowl versus Notre Dame
- Preseason First Team All-American by ESPN, Sports Illustrated, CBS Sports, and Phil Steele, among others

RT 51



BOBBY HART • 6-4, 320, SR.

- Started all 14 games in 2013 and 30 games in his career
- Started nine games as a 17 year old freshman including the 2011 Champs Sports Bowl versus Notre Dame
- Named an All-ACC Honorable Mention by the coaches and media last year
- Helped lead the way for an offense that set the national record for points in a season (723) in 2013

OFF THE BENCH

QB 10



SEAN MAGUIRE • R-SO.

- Passed for 304 yards in first career start in a win over then-No. 22 Clemson
- Set career highs in every category vs. Clemson
- 74-yard TD pass to Greene evened the Clemson game at 17-17 setting stage for FSU win

RB 4



DALVIN COOK • FR.

- 150 total yards, 110 on the ground and 2 huge TD runs (40 & 38) in comeback win vs. UofL
- Led FSU with 23 for 122 at Syracuse
- Led FSU with 17-67 and a TD vs. The Citadel
- 6 carries, 45 yards & a TD versus NCST


RB 7



MARIO PENDER • R-SO.

- Missed ND and UofL games due to injury
- 2 TDs in first career start at Syracuse
- Career-high 70 yards and 56 yard rush vs WFU
- First career game versus OKST averaged 10.3 ypc and scored a TD on first-ever carry


TE 33



KEVIN HAPLEA • R-SR.

- Missed the 2013 with knee injury
- Has five catches for 34 yards in FSU career
- Had six catches for 60 yards at Penn State (2010-11) before transferring in 2012

WR 83



CHRISTIAN GREEN • R-SR.

- Caught the first TD of his career on a 22-yard pass from Winston versus NC State
- Second on the team in average yards per reception (20.0)
- Career-long 62-yard catch vs. Oklahoma State.

WR 8



KERMIT WHITFIELD • SO.

- Nearly doubled his career total for catches (5) versus Oklahoma State (3)
- Led the nation and set an ACC and FSU record for kick return avg. last year (36.4) including a 100 yard kick-off in Nat'l Champ game

WR 1




ERMON LANE • FR.

- Scored first career TD vs. UofL (2-58-TD)
- Recorded his first career stats catching three passes for 37 yards vs. The Citadel
- Had career highs for yards (70) and longest catch (59) versus Wake Forest

FLORIDA STATE FOOTBALL PROJECTED STARTERS: DEFENSE

DT 90



EDDIE GOLDMAN • 6-4, 320, JR.

- Has recorded 4 sacks and 7.5 TFL (leads FSU) in the last six games. Added a QBH and PBU vs. UofL
- Named ACC D-Lineman of the Week (Sept. 22) after huge game versus Clemson...forced a game-saving fumble in regulation with Clemson at the FSU 18 and less than 2:00 remaining on the clock
- Sack in OT versus Clemson on 2nd down and then blew up the Tigers 4th down run


DE 11



DERRICK MITCHELL • 6-4, 303, R-JR.

- Recorded two tackles and his first career PBU in the win over Notre Dame
- Recorded four tackles in the Seminoles win over The Citadel
- Appeared in eight games in 2013 as a backup DT, making seven tackles

SAM 41



LORENZO FEATHERSTON • 6-7, 220, FR.

- Made first career start vs. Wake Forest and started again versus Syracuse
- Tied for third on the team with 5.0 TFL, all have come in the last five games
- T-1st in TFL yards (31), 3rd in sacks (1), 2nd in QBH (2) and FF (1) and tied for first in FR (1)

MIKE 5



REGGIE NORTHRUP • 6-1, 220, JR.

- Career-best game vs. UofL with a career-high and team-leading 12 tackles & 1st career INT
- ACC Linebacker of the Week after 8-tackle, FF, FR for 31-yard TD vs. Wake Forest
- The only Seminole with a TFL, a sack, a INT, a PBU, a QBH, a FF and a FR
- Joined with Chris Casher to stop Clemson's Adam Choice on 4th and 1 leading to FSU's OT win

WILL 24



TERRANCE SMITH • 6-4, 222, R-JR.

- Has led FSU in tackles in 5 of 6 games played this season and 2nd on the team with 61 tackles (6 games)
- Bednarik Nat'l Def Player of the Week & ACC LB of the Week after ND win (11 tkl, 2 TFL, 1 FF, sack and PBU)
- Set a career high with 13 tackles in the win over Clemson in addition to adding his second TFL
- Missed the Louisville game with a strained pectoral

JACK 15



MARIO EDWARDS JR. • 6-3, 294, JR.

- Five TFL in the last four games and is second on the team in TFL (6.0) and sacks (2)
- Had three tackles in win versus Clemson before leaving at halftime with a concussion
- Huge return after sitting out NCST (concussion). Recorded 5 tackles, a sack, 3 TFL and a FF vs WFU
- Had four tackles and a 14-yard sack in the season-opener versus Oklahoma State


CB 3



RONALD DARBY • 5-11, 195, JR.

- 11 tackles and 2 PBU in last two wins over ranked opponents (ND and UofL)
- Recorded a career-high seven tackles in FSU's win over then-No. 5 Notre Dame
- Named one of 20 quarterfinalists for the Lott IMPACT Trophy
- Won ACC Defensive Rookie of the Year in 2012 and is emerging as one of the nation's best lockdown corners

FS 29



NATE ANDREWS • 5-11, 210, SO.

- Led the team with four interceptions in 2013 and has two more in 2014 (OKST and SYR)
- Had a pick-six vs Oklahoma State. The first season-opening defensive score since 2004
- Recorded a career high 10 tackles in FSU's two biggest games this year (Clemson and ND)
- Major impact in win over UofL with 7 tackles (2nd most on the team).

DB 8



JALEN RAMSEY • 6-1, 204, SO.

- FSU's third-leading tackler (52), 3rd on the team in TFL (5.0), 2nd in Int. (1) and 3rd in PBU (4)
- Leads all FSU DB's in tackles, TFL and sacks & recorded his 2nd career INT versus Syracuse
- Led FSU with a career-high 12 tackles and added a TFL in the season opener
- Continued to put up big numbers vs. NCST with 10 tackles, a sack and 1.5 TFL


SS 1



TYLER HUNTER • 5-11, 200, R-JR.

- For the second-time in 2014 set a new career-best for tackles in a game with 10 vs. NC State
- Previously set a new career-best with six tackles against OKST and also added a PBU
- 5th on the team with 5 tackles vs. UofL and also added 2 PBU in the win
- Recorded his 1st INT in 2014 versus Syracuse and now has 5 in his career

CB 26



P.J. WILLIAMS • 6-0, 196, JR.

- Named one of 15 semifinalists for Jim Thorpe Award given to nation's top DB.
- Play-making corner leads FSU with 8 PBU. Also has a INT, QBH, FF and FR
- Recorded his first INT of 2014 versus Wake Forest. Now has four picks in his career
- Game-changer vs. OKST with 2 PBU, a TFL and a forced fumble & recovery with 4:41 left in the 4th

SPECIALISTS |


K 19



ROBERTO AGUAYO • 6-1, 203, R-SO.

- 1st missed FG (UL) after 23 straight
- Made 35 of 37 FG attempts and 131 of 131 PATs in his career
- Tied FSU record with 5 FG vs. WFU
- 12th in the nation in scoring
- Captured the 2013 Lou Groza Award
- FBS record for pts by a K in 2013

P 38



CASON BEATTY • 6-3, 227, JR.

- 54 yard punt vs. UL (tied season long set vs. ND) and 3 of 4 inside the 20
- Career-long 59-yard punt came at 2013 ACC Championship Game in his hometown of Charlotte, N.C.
- 10 punts inside the 20, just 2 TB

OFF THE BENCH

NG 43



DESMOND HOLLIN • SR.

- Career-best 6 tackles in the win versus NCST
- Had four tackles the week before in the win over Clemson
- Added another 5 tackles and a TFL vs WFU

LB 10



E.J. LEVENBERRY • SO.

- Started the 2nd game of his career vs WFU
- Tied for 13th on the team in tackles
- One tackle shy of tying a career-best versus The Citadel (7). Also registered a TFL

LB 16



JACOB PUGH • FR.

- Two INTs, including the game-clincher in the end zone, in the win vs. Notre Dame
- Key fumble recovery at the NCST 6 yard line leading to a TD giving FSU its first lead

DB 6



NICK WAISOME • SR.

- Has played in 39 career games
- A true veteran as one of the few seniors in the FSU secondary
- Started all 14 games at cornerback in 2012

LB/DE 21



CHRIS CASHER • R-SO.

- Recorded a sack in the FSU win over Notre Dame
- Five tackles and a TFL in the win vs Clemson
- Joined with Reggie Northrup to stop Clemson's Adam Choice on 4th and 1 in OT leading to an FSU win


SAM 44



DEMARCUS WALKER • R-SO.

- Has 4 of FSU's 15 QBH this season
- Recorded a TFL in the win vs. ND
- Career-best five tackles vs. Clemson
- 4 tackles and a sack at NC State.

DB 42



LAMARCUS BRUTUS • R-JR.

- Recorded two tackles vs. NCST and ND
- Comes in at safety in FSU's dime package.
- Saw action in 11 of FSU's 14 games in 2013 as a backup defensive back and on special teams.

FLORIDA STATE FOOTBALL

2014 FLORIDA STATE NUMERICAL ROSTER

No	Name	Pos	Ht.	Wt	Cl	Hometown/HS/Previous School
1	Tyler Hunter	DB	5-11	200	r-JR	Valdosta, Ga./Lowndes County
1	Ermon Lane	WR	6-3	206	FR	Homestead, Fla./Homestead Senior
3	Ronald Darby	DB	5-11	195	JR	Oxon Hill, Md./Potomac
3	Jesus Wilson	WR	5-9	177	SO	Miami, Fla./Christopher Columbus
4	Dalvin Cook	RB	6-0	200	FR	Miami, Fla./Miami Central
4	Giorgio Newberry	DT	6-6	285	r-JR	Fort Pierce, Fla./Fort Pierce Central
5	Reggie Northrup	LB	6-1	220	JR	Jacksonville, Fla./First Coast
5	Jameis Winston	QB	6-4	235	r-SO	Bessemer, Ala./Hueytown
6	Ryan Green	RB	5-10	195	SO	St. Petersburg, Fla./St. Petersburg Catholic
6	Nick Waisome	CB	5-10	182	SR	Groveland, Fla./South Lake
7	Mario Pender	RB	5-10	193	r-SO	Cape Coral, Fla./Island Coast
7	Matthew Thomas	LB	6-3	233	r-FR	Miami, Fla./Booker T. Washington
8	Jalen Ramsey	DB	6-1	204	SO	Smyrna, Tenn./Brentwood Academy
8	Kermit Whitfield	WR	5-7	183	SO	Orlando, Fla./Jones
9	Karlos Williams	RB	6-1	225	SR	Davenport, Fla./Ridge Community
10	E.J. Levenberry	LB	6-3	246	SO	Woodbridge, Va./C.D. Hylton
10	Sean Maguire	QB	6-3	220	r-SO	Sparta, N.J./Seton Hall Prep
11	John Franklin III	QB	6-0	180	r-FR	Plantation, Fla./South Plantation
11	Derrick Mitchell Jr.	DT	6-4	303	r-JR	Jacksonville, Fla./First Coast
12	Jarred Haggins	WR	6-0	202	r-SR	Lakeland, Fla./Lakeland
13	Rashad Gholston	WR	5-10	170	r-SR	Miami Gardens, Fla./Miramar
13	Ja'Vonn Harrison	WR	6-2	197	FR	Lakeland, Fla./Kathleen
14	Javien Elliott	DB	5-11	180	r-JR	Panama City, Fla./Rutherford
14	DeShawn Simpkins	WR	5-10	165	SO	Miami, Fla./Miami Norland
15	Mario Edwards Jr.	DE	6-3	294	JR	Gautier, Miss./Ryan (Texas)
15	Travis Rudolph	WR	6-2	184	FR	West Palm Beach, Fla./Cardinal Newman
16	J.J. Cosentino	QB	6-4	234	FR	Pittsburgh, Pa./Central Catholic
16	Jacob Pugh	LB	6-4	236	FR	Tallahassee, Fla./Godby
18	Christian Griffith	WR	6-6	203	r-JR	Palm Beach, Fla./The King's Academy/Liberty
18	Ro'Derrick Hoskins	LB	6-2	233	r-FR	Orlando, Fla./Evans
19	Robert Aguayo	K	6-1	203	r-SO	Mascotte, Fla./South Lake
19	Troy Cook	QB	6-2	198	r-FR	Miami, Fla./Southridge
20	Trey Marshall	DB	6-0	200	FR	Lake City, Fla./Columbia
20	Bobby Lyons	WR	6-0	191	Fr.	Orlando, Fla./Ocoee
21	Chris Casher	DE	6-4	250	r-SO	Mobile, Ala./Davidson
22	Tyrell Lyons	DB	6-0	215	r-FR	Jacksonville, Fla./First Coast
22	Johnathan Vickers	RB	6-1	213	FR	Quincy, Fla./North Florida Christian
23	Alfredo Davis	DB	6-3	182	r-FR	Miami, Fla./Palmetto
23	Je'Twan Smith	DB	5-11	168	JR	Plant City, Fla./Durant
23	Freddie Stevenson	FB	6-1	237	SO	Bartow, Fla./Bartow
24	Terrance Smith	LB	6-4	222	r-JR	Decatur, Ga./Southwest DeKalb
26	P.J. Williams	DB	6-0	196	JR	Ocala, Fla./Vanguard
27	Marquez White	CB	6-0	172	SO	Dothan, Ala./Northview
28	Mallique Jackson	DB	6-1	165	FR	Jesup, Ga./Wayne County
28	Emmanuel Johnson	RB	5-5	150	r-FR	Jacksonville, Fla./Wolfson
29	Nate Andrews	DB	5-11	210	SO	Fairhope, Ala./Fairhope
30	Colin Blake	DB	6-3	205	r-SO	San Antonio, Texas/Brandeis
31	Tres Copeland	DB	5-11	176	SO	Madison, Fla./Aucilla Christian/Tallahassee Community College
31	Ryan Feely	K	6-0	155	FR	Tallahassee, Fla./Leon
32	Steven Williams	WR	5-7	165	JR	Naples, Fla./Tallahassee Community College
33	Kevin Haplea	TE	6-4	247	r-SR	Annandale, N.J./North Hunterdon/Penn State
35	Reginald Dixon Jr.	DB	5-10	200	r-SO	Tallahassee, Fla./Godby
35	Nick O'Leary	TE	6-3	247	SR	Palm Beach, Fla./Dwyer
36	Cameron Budde	FB	5-10	223	r-SR	Vero Beach, Fla./Saint Edwards/Franklin & Marshall College
37	Keelin Smith	DB	6-3	187	r-JR	Fort Pierce, Fla./Treasure Coast
37	Osner Valmeus	DB	5-10	175	FR	Ft. Lauderdale, Fla./Boyd Anderson
38	Cason Beatty	P	6-3	227	JR	Charlotte, N.C./Olympic
38	Chet Iwuagwu	WR	5-10	172	FR	Tallahassee, Fla./John Paul II Catholic
39	Mitchell Zak	LB	5-11	200	r-SR	New Smyrna Beach, Fla./Calvary Christian Academy
40	Danny Adams	LS	5-9	193	r-SR	Fort Lauderdale, Fla./St. Thomas Aquinas/Eastern Kentucky
40	Nick Patti	LB	6-1	225	FR	Fairhope, Ala./Fairhope

No	Name	Pos	Ht.	Wt	Cl	Hometown/HS/Previous School
41	Lorenzo Featherston	DE	6-7	220	FR	Greensboro, N.C./Page
42	Lamarcus Brutus	DB	6-0	208	r-JR	Port St. Lucie, Fla./Treasure Coast
43	Desmond Hollin	DE	6-3	285	SR	Miami, Fla./Southridge/ASA (N.Y.) College
44	DeMarcus Walker	DE	6-3	277	SO	Jacksonville, Fla./Sandalwood
45	Will Burnham	RB	6-0	185	r-JR	Lithia, Fla./Newsome
45	Delvin Purifoy	LB	6-2	237	FR	Canlonment, Fla./Pensacola Catholic
46	Kain Daub	LB	6-4	255	FR	Jacksonville, Fla./Sandalwood
46	Jayon Young	TE	6-1	223	r-SO	Coral Springs, Fla./J.P. Taravella
47	Stephen Gabbard	LS	6-3	230	FR	Tallahassee, Fla./Godby
48	Junior St. Louis	LB	6-2	210	SR	Pompano Beach, Fla./Deerfield Beach
49	Jonathan Hernandez	P	6-4	202	r-FR	Bradenton, Fla./Manatee
49	Brandyn Musgrave	TE	6-0	221	R-JR	Port St. Lucie, Fla./Treasure Coast
51	Bobby Hart	OL	6-4	320	SR	Lauderhill, Fla./St. Thomas Aquinas
52	Ukeme Eliqwe	LB	6-2	239	r-SO	Stone Mountain, Ga./Stone Mountain
53	Josh Peters	OL	6-3	300	FR	Orlando, Fla./The First Academy
54	Tre' Jackson	OL	6-4	330	SR	Jesup, Ga./Wayne County
55	Chad Mavety	OL	6-5	315	JR	Sparta, N.J./Nassau (N.Y.) CC
56	Novisa Petrusich	LB	6-0	207	r-FR	St. Petersburg, Fla./Admiral Farragut Academy
57	Corey Martinez	OL	6-5	290	FR	Tampa, Fla./Tampa Catholic
58	Ryan Arnold	OL	6-3	274	JR	Orlando, Fla./Bishop Moore
59	Ryan Hoefeld	OL	6-3	290	r-FR	New Orleans, La./Brother Martin
59	Andrew Wright	LB	6-0	214	r-SR	Bradenton, Fla./Bradenton
60	Cody Jay	OL	6-1	250	r-SR	Fort Walton Beach, Fla./Choctawhatchee/USF
61	Anthony Valdes	LB	6-1	215	JR	Royal Palm Beach, Fla./Royal Palm Beach
62	Austin Barron	OL	6-3	293	SR	Fort Lauderdale, Fla./St. Thomas Aquinas
63	Larry Levy	OL	6-2	275	r-SR	Boynton Beach, Fla./Park Vista Comm./Minn-Crookston
64	Brad Bentz	DL	6-2	265	r-JR	Wellington, Fla./Wellington
65	Ruben Carter	OL	6-4	306	r-JR	Miami, Fla./Jackson
66	Keith Weeks	OL	6-4	303	r-SO	Valrico, Fla./Newsome
67	Adam Torres	DT	6-4	288	FR	Lake Mary, Fla./Lake Mary
68	Brock Ruble	OL	6-8	324	FR	La Plata, Md./DeMatha Catholic
69	Barrett Kernon	LS	6-4	247	r-JR	Ormond Beach, Fla./Seabreeze/Auburn
70	Josue Matias	OL	6-6	325	SR	Union City, N.J./Union City
71	Alec Eberle	OL	6-5	282	FR	Mechanicsville, Va./Ailee
72	Kareem Are	OL	6-6	325	JR	Floral Park, N.Y./Sewanaka/Fort Scott (Kan.) CC
73	Joseph Hernandez	LB	6-0	202	r-SO	Miami Beach, Fla./Miami Beach Senior
74	Derrick Kelly	OL	6-5	310	FR	Havana, Fla./East Gadsden
75	Cameron Erving	OL	6-6	308	r-SR	Moultrie, Ga./Colquitt County
76	Marcel Benalcazar	OL	6-6	305	SO	Miramar, Fla./Archbishop McCarthy
77	Roderick Johnson	OL	6-7	330	FR	Florissant, Mo./Hazelwood Central
78	Wilson Bell	OL	6-4	309	r-FR	Mobile, Ala./Blount
80	Rashad Greene	WR	6-0	180	SR	Albany, Ga./St. Thomas Aquinas (Fla.)
81	Ryan Izzo	TE	6-6	236	FR	Highland Lakes, N.J./Pope John XXIII
82	Bryan LaCivita	WR	6-1	180	SO	Gainesville, Fla./St. Francis Catholic
83	Dan O'Neill	WR	6-0	175	SR	Jupiter, Fla./Jupiter
84	Isaiah Jones	WR	6-4	198	SO	Milton, Fla./Milton
85	Jeremy Kerr	TE	6-5	262	r-FR	St. Petersburg, Fla./St. Petersburg
86	Justin Motlow	WR	5-11	182	FR	Tampa, Fla./Tampa
87	Jared Jackson	WR	6-3	190	r-FR	Monticello, Fla./Aucilla Christian Academy
88	Mavin Saunders	TE	6-6	252	FR	Bimini, Bahamas/The Kinkaid School (Texas)
89	Christian Green	WR	6-2	204	r-SR	Tampa, Fla./Tampa Catholic
90	Eddie Goldman	DT	6-4	320	JR	Washington, D.C./Friendship Collegiate Academy
91	Derrick Nnadi	DT	6-2	303	FR	Virginia Beach, Va./Ocean Lakes
92	Justin Shanks	DT	6-2	322	r-SO	Prattville, Ala./Prattville
92	Isaiah Smallwood	LB	6-2	196	FR	Dover, Fla./Strawberry Crest
93	Demarcus Christmas	DT	6-3	302	FR	Bradenton, Fla./Manatee
94	Fredrick Jones	DT	6-2	307	FR	Miami, Fla./Miami Central
95	Keith Bryant	DT	6-2	319	r-FR	Delray Beach, Fla./Atlantic
96	Brian Crews	P	6-0	162	FR	Tallahassee, Fla./Lincoln
96	Arthur Williams	DT	6-5	325	FR	Fayetteville, N.C./E.E. Smith
98	Rick Leonard	DE	6-7	268	FR	Middletown, Md./Middletown
99	Nile Lawrence-Stample	DT	6-1	314	r-JR	Fort Lauderdale, Fla./Nova

FLORIDA STATE FOOTBALL

2014 FLORIDA STATE ALPHABETICAL ROSTER

No	Name	Pos	Ht.	Wt	Cl	Hometown/HS/Previous School
40	Danny Adams	LS	5-9	193	r-SR	Fort Lauderdale, Fla./St. Thomas Aquinas/Eastern Kentucky
19	Roberto Aguayo	K	6-1	203	r-SO	Mascotte, Fla./South Lake
29	Nate Andrews	DB	5-11	210	SO	Fairhope, Ala./Fairhope
72	Kareem Are	OL	6-6	325	JR	Floral Park, N.Y./Sewanaka/Fort Scott (Kan.) CC
58	Ryan Arnold	OL	6-3	274	JR	Orlando, Fla./Bishop Moore
62	Auslin Barron	OL	6-3	293	SR	Fort Lauderdale, Fla./St. Thomas Aquinas
38	Cason Beatty	P	6-3	227	JR	Charlotte, N.C./Olympic
78	Wilson Bell	OL	6-4	309	r-FR	Mobile, Ala./Blount
76	Marcel Benalcazar	OL	6-6	305	SO	Miramar, Fla./Archbishop McCarthy
64	Brad Bentz	DL	6-2	265	r-JR	Wellington, Fla./Wellington
30	Colin Blake	DB	6-3	205	r-SO	San Antonio, Texas/Brandels
42	Lamarcus Brutus	DB	6-0	208	r-JR	Port St. Lucie, Fla./Treasure Coast
95	Keith Bryant	DT	6-2	319	r-FR	Delray Beach, Fla./Atlantic
36	Cameron Budde	FB	5-10	223	r-SR	Vero Beach, Fla./Saint Edwards /Franklin & Marshall College
45	Will Burnham	RB	6-0	185	r-JR	Lithia, Fla./Newsome
65	Ruben Carter	OL	6-4	306	r-JR	Miami, Fla./Jackson
21	Chris Casher	DE	6-4	250	r-SO	Mobile, Ala./Davidson
93	Demarcus Christmas	DT	6-3	302	FR	Bradenton, Fla./Manatee
4	Dalvin Cook	RB	6-0	200	FR	Miami, Fla./Miami Central
19	Troy Cook	QB	6-2	198	r-FR	Miami, Fla./Southridge
31	Tres Copeland	DB	5-11	176	SO	Madison, Fla./Aucilla Christian/Tallahassee Community College
16	J.J. Cosentino	QB	6-4	234	FR	Pittsburgh, Pa./Central Catholic
96	Brian Crews	P	6-0	162	FR	Tallahassee, Fla./Lincoln
3	Ronald Darby	DB	5-11	195	JR	Oxon Hill, Md./Potomac
46	Kain Daub	LB	6-4	255	FR	Jacksonville, Fla./Sandalwood
23	Alfredo Davis	DB	6-3	182	r-FR	Miami, Fla./Palmetto
35	Reginald Dixon Jr.	DB	5-10	200	r-SO	Tallahassee, Fla./Godby
71	Alec Eberle	OL	6-5	282	FR	Mechanicsville, Va./Atlee
15	Mario Edwards Jr.	DE	6-3	294	JR	Gautier, Miss./Ryan (Texas)
52	Ukeme Eliqwe	LB	6-2	239	r-SO	Stone Mountain, Ga./Stone Mountain
14	Javien Elliott	DB	5-11	180	r-JR	Panama City, Fla./Rutherford
75	Cameron Erving	OL	6-6	308	r-SR	Moultrie, Ga./Colquitt County
41	Lorenzo Featherston	DE	6-7	220	FR	Greensboro, N.C./Page
31	Ryan Feely	K	6-0	155	FR	Tallahassee, Fla./Leon
11	John Franklin III	QB	6-0	180	r-FR	Plantation, Fla./South Plantation
47	Stephen Gabbard	LS	6-3	230	FR	Tallahassee, Fla./Godby
13	Rashad Gholston	WR	5-10	170	r-SR	Miami Gardens, Fla./Miramar
90	Eddie Goldman	DT	6-4	320	JR	Washington, D.C./Friendship Collegiate Academy
89	Christian Green	WR	6-2	204	r-SR	Tampa, Fla./Tampa Catholic
6	Ryan Green	RB	5-10	195	SO	St. Petersburg, Fla./St. Petersburg Catholic
80	Rashad Greene	WR	6-0	180	SR	Albany, Ga./St. Thomas Aquinas (Fla.)
18	Christian Griffith	WR	6-6	203	r-JR	Palm Beach, Fla./The King's Academy/Liberty
12	Jared Haggins	WR	6-0	202	r-SR	Lakeland, Fla./Lakeland
33	Kevin Haplea	TE	6-4	247	r-SR	Annandale, N.J./North Hunterdon/Penn State
13	Ja'Vonn Harrison	WR	6-2	197	FR	Lakeland, Fla./Kathleen
51	Bobby Hart	OL	6-4	320	SR	Lauderhill, Fla./St. Thomas Aquinas
49	Jonathan Hernandez	P	6-4	202	r-FR	Bradenton, Fla./Manatee
73	Joseph Hernandez	LB	6-0	202	r-SO	Miami Beach, Fla./Miami Beach Senior
59	Ryan Hoefeld	OL	6-3	290	r-FR	New Orleans, La./Brother Martin
43	Desmond Hollin	DE	6-3	285	SR	Miami, Fla./Southridge/ASA (N.Y.) College
18	Ro'Derrick Hoskins	LB	6-2	233	r-FR	Orlando, Fla./Evans
1	Tyler Hunter	DB	5-11	200	r-JR	Valdosta, Ga./Lowndes County
38	Chet Iwuagwu	WR	5-10	172	FR	Tallahassee, Fla./John Paul II Catholic
81	Ryan Izzo	TE	6-6	236	FR	Highland Lakes, N.J./Pope John XXIII
87	Jared Jackson	WR	6-3	190	r-FR	Monticello, Fla./Aucilla Christian Academy
28	Malique Jackson	DB	6-1	165	FR	Jesup, Ga./Wayne County
54	Tre Jackson	OL	6-4	330	SR	Jesup, Ga./Wayne County
60	Cody Jay	OL	6-1	250	r-SR	Fort Walton Beach, Fla./Choctawhatchee/USF
28	Emmanuel Johnson	RB	5-5	150	r-FR	Jacksonville, Fla./Wolfson
77	Roderick Johnson	OL	6-7	330	FR	Florissant, Mo./Hazelwood Central
94	Fredrick Jones	DT	6-2	307	FR	Miami, Fla./Miami Central
84	Isaiah Jones	WR	6-4	198	SO	Milton, Fla./Milton

No	Name	Pos	Ht.	Wt	Cl	Hometown/HS/Previous School
74	Derrick Kelly	OL	6-5	310	FR	Havana, Fla./East Gadsden
69	Barrett Kernon	LS	6-4	247	r-JR	Ormond Beach, Fla./Seabreeze/Auburn
85	Jeremy Kerr	TE	6-5	262	r-FR	St. Petersburg, Fla./St. Petersburg
82	Bryan LaCivita	WR	6-1	180	SO	Gainesville, Fla./St. Francis Catholic
1	Ermon Lane	WR	6-3	206	FR	Homestead, Fla./Homestead Senior
99	Nile Lawrence-Stample	DT	6-1	314	r-JR	Fort Lauderdale, Fla./Nova
98	Rick Leonard	DE	6-7	268	FR	Middletown, Md./Middletown
10	E.J. Levenberry	LB	6-3	246	SO	Woodbridge, Va./C.D. Hyllon
63	Larry Levy	OL	6-2	275	r-SR	Boynton Beach, Fla./Park Vista Comm./Minn-Crookston
20	Bobby Lyons	WR	6-0	191	Fr.	Orlando, Fla./Ocoee
22	Tyrell Lyons	DB	6-0	215	r-FR	Jacksonville, Fla./First Coast
10	Sean Maguire	QB	6-3	220	r-SO	Sparta, N.J./Seton Hall Prep
20	Trey Marshall	DB	6-0	200	FR	Lake City, Fla./Columbia
57	Corey Martinez	OL	6-5	290	FR	Tampa, Fla./Tampa Catholic
70	Josue Matias	OL	6-6	325	SR	Union City, N.J./Union City
55	Chad Mavety	OL	6-5	315	JR	Sparta, N.J./Nassau (N.Y.) CC
11	Derrick Mitchell Jr.	DT	6-4	303	r-JR	Jacksonville, Fla./First Coast
86	Justin Motlow	WR	5-11	182	FR	Tampa, Fla./Tampa
49	Brandyn Musgrave	TE	6-0	221	R=JR	Port St. Lucie, Fla./Treasure Coast
4	Giorgio Newberry	DT	6-6	285	r-JR	Fort Pierce, Fla./Fort Pierce Central
91	Derrick Nnadi	DT	6-2	303	FR	Virginia Beach, Va./Ocean Lakes
5	Reggie Northrup	LB	6-1	220	JR	Jacksonville, Fla./First Coast
35	Nick O'Leary	TE	6-3	247	SR	Palm Beach, Fla./Dwyer
83	Dan O'Neill	WR	6-0	175	SR	Jupiter, Fla./Jupiter
40	Nick Patti	LB	6-1	225	FR	Fairhope, Ala./Fairhope
7	Mario Pender	RB	5-10	193	r-SO	Cape Coral, Fla./Island Coast
53	Travis Peters	OL	6-3	300	FR	Orlando, Fla./The First Academy
56	Novisa Petrusich	LB	6-0	207	r-FR	St. Petersburg, Fla./Admiral Farragut Academy
16	Jacob Pugh	LB	6-4	236	FR	Tallahassee, Fla./Godby
45	Delvin Purifoy	LB	6-2	237	FR	Cantonment, Fla./Pensacola Catholic
8	Jalen Ramsey	DB	6-1	204	SO	Smyrna, Tenn./Brentwood Academy
68	Brock Ruble	OL	6-8	324	FR	La Plata, Md./DeMatha Catholic
15	Travis Rudolph	WR	6-2	184	FR	West Palm Beach, Fla./Cardinal Newman
88	Mavin Saunders	TE	6-6	252	FR	Bimini, Bahamas/The Kinkaid School (Texas)
92	Justin Shanks	DT	6-2	322	r-SO	Prattville, Ala./Prattville
14	DeShawn Simpkins	WR	5-10	165	SO	Miami, Fla./Miami Norland
92	Isaiah Smallwood	LB	6-2	196	FR	Dover, Fla./Strawberry Crest
23	Je'Twan Smith	DB	5-11	168	JR	Plant City, Fla./Durant
37	Keelin Smith	DB	6-3	187	r-JR	Fort Pierce, Fla./Treasure Coast
24	Terrance Smith	LB	6-4	222	r-JR	Decatur, Ga./Southwest DeKalb
48	Junior St. Louis	LB	6-2	210	SR	Pompano Beach, Fla./Deerfield Beach
23	Freddie Stevenson	FB	6-1	237	SO	Bartow, Fla./Bartow
7	Matthew Thomas	LB	6-3	233	r-FR	Miami, Fla./Booker T. Washington
67	Adam Torres	DT	6-4	288	FR	Lake Mary, Fla./Lake Mary
61	Anthony Valdes	LB	6-1	215	JR	Royal Palm Beach, Fla./Royal Palm Beach
37	Osner Valmeus	DB	5-10	175	FR	Ft. Lauderdale, Fla./Boyd Anderson
22	Johnathan Vickers	RB	6-1	213	FR	Quincy, Fla./North Florida Christian
6	Nick Walsome	CB	5-10	182	SR	Groveland, Fla./South Lake
44	DeMarcus Walker	DE	6-3	277	SO	Jacksonville, Fla./Sandalwood
66	Keith Weeks	OL	6-4	303	r-SO	Valrico, Fla./Newsome
27	Marquez White	CB	6-0	172	SO	Dothan, Ala./Northview
8	Kermit Whitfield	WR	5-7	183	SO	Orlando, Fla./Jones
96	Arthur Williams	DT	6-5	325	FR	Fayetteville, N.C./E.E. Smith
9	Karlos Williams	RB	6-1	225	SR	Davenport, Fla./Ridge Community
26	P.J. Williams	DB	6-0	196	JR	Ocala, Fla./Vanguard
32	Steven Williams	WR	5-7	165	JR	Naples, Fla./Tallahassee Community College
3	Jesus Wilson	WR	5-9	177	SO	Miami, Fla./Christopher Columbus
5	Jameis Winston	QB	6-4	235	r-SO	Bessemer, Ala./Hueytown
59	Andrew Wright	LB	6-0	214	r-SR	Bradenton, Fla./Bradenton
46	Jayon Young	TE	6-1	223	r-SO	Coral Springs, Fla./J.P. Taravella
39	Mitchell Zak	LB	5-11	200	r-SR	New Smyrna Beach, Fla./Calvary Christian Academy

RB - DALVIN COOK - 4

6-0 • 200 • FR

Miami, Fla./Miami Central

COOK'S CAREER STATS

RUSHING							
YR.	G	RUSH	YDS	AVG	TD	LG	AVG/G
2014	7	68	380	5.6	5	40	54.3

COOK'S CAREER HIGHS RUSHING

Rushes	23, at Syracuse 2014
Yards	122, at Syracuse 2014
Longest Rush	40, at Louisville 2014
TD	2, at Louisville 2014
Longest TD Rush	40, at Louisville 2014

WR - CHRISTIAN GREEN - 89

6-2 • 204 • R-SR

Tampa, Fla./Tampa Catholic

GREEN'S CAREER STATS

RECEIVING							
YR.	G	REC	YDS	AVG	TD	LG	AVG/G
2011	13	26	450	17.3	0	59	34.6
2012	14	3	33	11.0	0	21	2.4
2013	14	13	157	12.1	0	22	11.2
2014	8	6	120	20.0	1	62	15.0
TOT	49	48	760	15.8	1	62	15.5

RUSHING

YR.	G	RUSH	YDS	AVG	TD	LG	AVG/G
2011	13	2	11	5.5	0	9	0.8

GREEN'S CAREER HIGHS RECEIVING

Receptions	7, at Clemson 2011
Yards	102, at Wake Forest 2011
Longest Catch	62, vs Oklahoma State 2014
TD	1, at NC State 2014
Longest TD Reception	22, at NC State 2014

RB - RYAN GREEN - 6

5-10 • 195 • SO

St. Petersburg, Fla./St. Petersburg Catholic

GREEN'S CAREER STATS

RUSHING							
YR.	G	RUSH	YDS	AVG	TD	LG	AVG/G
2013	12	33	163	4.9	1	34	13.6
2014	5	4	24	6.0	0	8	4.8
TOT	17	37	187	5.1	1	34	11.0

RECEIVING

YR.	G	REC	YDS	AVG	TD	LG	AVG/G
2013	12	2	16	8.0	1	14	1.3

GREEN'S CAREER HIGHS RUSHING

Rushes	6, Idaho 2013
Yards	78, Nevada 2013
Longest Rush	34, Nevada 2013
TD	1, Nevada 2013
Longest TD Rush	1, Nevada 2013

GREEN'S CAREER HIGHS RECEIVING

Receptions	2, Idaho 2013
Yards	16, Idaho 2013
Longest Catch	14, Idaho 2013
TD	1, Idaho 2013
Longest TD Catch	2, Idaho 2013

WR - RASHAD GREENE - 80

6-0 • 180 • SR

Albany, Ga./St. Thomas Aquinas (Fla.)

- Three-time ACC Receiver of the Week (Sept. 29, Sept. 22, Sept. 2)
- Watch Lists: Biletnikoff, Maxwell
- USA Today Preseason Second Team All-American

GREENE'S CAREER STATS

RECEIVING							
YR.	G	REC	YDS	AVG	TD	LG	AVG/G
2011	9	38	596	15.7	7	69	66.2
2012	14	57	741	13.0	6	71	52.9
2013	14	76	1128	14.8	9	72	80.6
2014	8	58	853	14.7	4	74	106.6
TOT	45	229	3318	14.5	26	74	73.7

RUSHING

YR.	G	RUSH	YDS	AVG	TD	LG	AVG/G
2011	9	3	44	14.7	0	53	4.9
2012	14	4	30	7.5	1	18	2.3
2013	14	1	9	9.0	0	9	0.6
2014	8	1	-2	-2.0	0	0	-0.3
TOT	45	9	81	9.0	1	53	1.8

GREENE'S CAREER HIGHS RECEIVING

Receptions	12, at Wake Forest 2011
Yards	203, vs Oklahoma State 2014
Longest Catch	74, Clemson 2014
TD	2 (four times), last Clemson 2013
Longest TD Catch	74, Clemson 2014

GREENE'S CAREER HIGH PUNT RETURNS

Punt Returns	5, Wake Forest 2012
Yards	89, Wake Forest 2012
Longest Return	60, Wake Forest 2012
TD	1 (twice), last Wake Forest 2012
Longest TD Return	60, Wake Forest 2012

WR - JARRED HAGGINS - 12

6-0 • 202 • R-SR

Lakeland, Fla./Lakeland

HAGGINS' CAREER STATS

RECEIVING							
YR.	G	REC	YDS	AVG	TD	LG	AVG/G
2010	7	1	4	4.0	0	4	0.6
2011	7	11	94	8.5	0	24	13.4
2012	13	8	108	13.5	0	42	8.3
2013	REDSHIRT SEASON						
2014	8	1	18	18.0	0	18	2.6
TOT	35	21	224	10.7	0	42	6.4

HAGGINS' CAREER HIGHS

Receptions	5, Louisiana-Monroe 2011
Yards	45, Oklahoma 2011
Longest Catch	42, Boston College 2012

TE - KEVIN HAPLEA - 33

6-4 • 247 • R-SR

Annandale, N.J./North Hunterdon/Penn State

HAPLEA'S CAREER STATS (2010-11 AT PENN STATE)

RECEIVING							
YR.	G	REC	YDS	AVG	TD	LG	AVG/G
2010	12	3	39	13.0	0	23	3.2
2011	13	3	21	7.0	1	12	1.6
2012	13	3	15	5.0	1	11	1.2
2013	REDSHIRT SEASON						
2014	8	2	19	9.5	0	10	2.4
TOT	46	11	94	8.5	2	23	2.0

HAPLEA'S CAREER HIGHS

Receptions	2 (twice), last The Citadel 2014
Yards	23, Iowa 2010
Longest Catch	23, Iowa 2010
TD	1 (twice), last at USF 2012
Longest TD	2, Iowa 2011

WR - JA'VONN HARRISON - 13

6-2 • 197 • FR

Lakeland, Fla./Kathleen

HARRISON'S CAREER STATS

RECEIVING							
YR.	G	REC	YDS	AVG	TD	LG	AVG/G
2014	4	1	9	9.0	0	3	2.2

WR - ERMON LANE - 1

6-3 • 206 • FR

Homestead, Fla./Homestead Senior

LANE'S CAREER STATS

RECEIVING							
YR.	G	REC	YDS	AVG	TD	LG	AVG/G
2014	8	7	165	23.6	1	59	20.6

LANE'S CAREER HIGHS

Receptions	3, The Citadel 2014
Yards	70, Wake Forest 2014
Longest Catch	59, Wake Forest 2014
TD	1, at Louisville 2014
Longest TD Catch	47, at Louisville 2014

QB - SEAN MAGUIRE - 10

6-3 • 220 • R-SO

Sparta, N.J./Seton Hall Prep

MAGUIRE'S CAREER STATS

PASSING							
YR.	G	COM	ATT	INT	YDS	TD	PCT
2013	9	13	21	2	116	2	61.9
2014	3	25	46	2	339	1	54.3
TOT	12	38	67	4	455	3	56.7

RUSHING

YR.	G	RUSH	YDS	AVG	TD	LG	AVG/G
2013	9	2	-1	-0.5	0	6	-0.1
2014	3	8	-49	-6.1	0	3	-16.3
TOT	12	10	-50	-5.0	0	6	-4.2

MAGUIRE'S CAREER HIGHS

Yards	304, Clemson 2014
Completions	21, Clemson 2014
Attempts	39, Clemson 2014
Long	74, Clemson 2014
Longest TD	74, Clemson 2014
TD	1 (three times), last Clemson 2014

TE - NICK O'LEARY - 35

6-3 • 247 • SR

Palm Beach, Fla./Dwyer

- Mackey Award Tight End of the Week (Oct. 15)
- Watch List: Mackey Award
- Preseason All-America First Team: USA Today, Sports Illustrated

O'LEARY'S CAREER STATS

RECEIVING							
YR.	G	REC	YDS	AVG	TD	LG	AVG/G
2011	13	12	164	13.7	1	58	12.6
2012	13	21	252	12.0	3	28	19.4
2013	14	33	557	16.9	7	94	39.8
2014	8	33	364	10.7	2	21	45.5
TOT	48	99	1337	13.5	13	94	27.9

O'LEARY'S CAREER HIGHS

Receptions	8, at Syracuse 2014
Yards	161, at Clemson 2013
Longest Catch	94, at Clemson 2013
TD	3, at Pitt 2013
Longest TD	24, at Pitt 2013

FLORIDA STATE FOOTBALL

OFFENSIVE PLAYER STATS WITH CAREER HIGHS

RB - MARIO PENDER - 7

5-10 • 193 • R-SO

Cape Coral, Fla./Island Coast

PENDER'S CAREER STATS

RUSHING

YR.	G	RUSH	YDS	AVG	TD	LG	AVG/G
2014	5	32	200	6.2	4	56	40.0

RECEIVING

YR.	G	REC	YDS	AVG	TD	LG	AVG/G
2014	5	8	42	5.2	1	11	8.4

PENDER'S CAREER HIGHS RUSHING

Rushes	9, at Syracuse 2014
Yards	70, Wake Forest 2014
Longest Rush	56, Wake Forest 2014
TD	1 (thrice), last vs Wake Forest 2014
Longest TD Rush	11, vs Oklahoma State 2014

PENDER'S CAREER HIGHS RECEIVING

Receptions	3, at Syracuse 2014
Yards	15, at Syracuse 2014
Longest Catch	11, The Citadel 2014
TD	1, at Syracuse 2014
Longest TD Catch	4, at Syracuse 2014

WR - TRAVIS RUDOLPH - 15

6-2 • 184 • FR

West Palm Beach, Fla./Cardinal Newman

RUDOLPH'S CAREER STATS

RECEIVING

YR.	G	REC	YDS	AVG	TD	LG	AVG/G
2014	78	19	308	16.2	3	68	44.0

FB - FREDDIE STEVENSON - 23

6-1 • 237 • SO

Bartow, Fla./Bartow

STEVENSON'S CAREER STATS

RUSHING

YR.	G	RUSH	YDS	AVG	TD	LG	AVG/G
2013	12	8	33	4.1	1	10	2.8
2014	8	1	0	0.0	0	0	0.0
TOT	20	9	33	3.7	1	10	1.7

RECEIVING

YR.	G	REC	YDS	AVG	TD	LG	AVG/G
2013	12	2	18	9.0	0	10	1.5
2014	8	4	53	13.2	1	35	6.6
TOT	20	6	71	11.8	0	10	3.6

STEVENSON'S CAREER HIGHS RUSHING

Rushes	3, Nevada 2013
Yards	10 (twice), last Maryland 2013
Longest Rush	10, Nevada 2013
TD	1, Nevada 2013
Longest TD	1, Nevada 2013

STEVENSON'S CAREER HIGHS RECEIVING

Receptions	2, The Citadel 2014
Yards	35, at Louisville 2014
Longest Catch	35, at Louisville 2014
TD	1, at Louisville 2014
Longest TD	35, at Louisville 2014

STEVENSON'S CAREER HIGH KICK RETURNS

Kickoff Returns	1, vs Oklahoma State 2014
Yards	5, vs Oklahoma State 2014

RB - JOHNATHAN VICKERS - 22

6-1 • 213 • FR

Quincy, Fla./North Florida Christian

VICKER'S CAREER STATS

RUSHING

YR.	G	RUSH	YDS	AVG	TD	LG	AVG/G
2014	7	1	3	3.0	0	3	0.5

WR/KR - KERMIT WHITFIELD - 8

5-7 • 183 • SO

Orlando, Fla./Jones

• Watch List: Paul Hornung Award

WHITFIELD'S CAREER STATS

RECEIVING

YR.	G	REC	YDS	AVG	TD	LG	AVG/G
2013	14	5	89	17.8	0	42	6.4
2014	8	8	85	10.6	0	24	10.6
TOT	22	13	174	13.4	0	42	7.9

RUSHING

YR.	G	RUSH	YDS	AVG	TD	LG	AVG/G
2013	14	3	110	36.7	2	74	7.9
2014	8	2	33	16.5	0	21	4.1
TOT	22	5	143	28.6	2	74	6.5

KICKOFF RETURNS

YR.	G	RET	YDS	AVG	TD	LG	AVG/G
2013	14	17	619	36.4	2	100	44.2
2014	8	16	331	20.7	0	30	41.4
TOT	22	33	950	28.8	2	100	43.2

WHITFIELD'S CAREER HIGHS RECEIVING

Receptions	3, vs. Oklahoma State 2014
Yards	42, Bethune-Cookman 2013
Longest Catch	42, Bethune-Cookman 2013

WHITFIELD'S CAREER HIGHS RUSHING

Rushes	2, The Citadel 2014
Yards	74, Syracuse 2013
Longest Rush	74, Syracuse 2013
TD	1 (twice), last Syracuse 2013
Longest TD Rush	74, Syracuse 2013

WHITFIELD'S CAREER HIGH KICK RETURNS

Returns	4, at Louisville 2014
Yards	100, vs. Auburn (Nat. Champ.) 2014
Longest Return	100, vs. Auburn (Nat. Champ.) 2014
TD	1 (twice), last vs. Auburn (Nat. Champ.) 2014

RB - KARLOS WILLIAMS - 9

6-1 • 225 • SR

Davenport, Fla./Ridge Community

• Watch List: Maxwell

WILLIAMS' CAREER STATS

RUSHING

YR.	G	RUSH	YDS	AVG	TD	LG	AVG/G
2013	14	91	730	8.0	11	65	52.1
2014	7	98	450	4.6	7	28	64.3
TOT	21	189	1180	6.2	18	65	56.2

RECEIVING

YR.	G	REC	YDS	AVG	TD	LG	AVG/G
2013	14	8	63	7.9	0	15	4.5
2014	7	15	143	9.5	0	27	20.4
TOT	21	23	206	9.0	0	27	9.8

KICKOFF RETURNS

YR.	G	RET	YDS	AVG	TD	LG	AVG/G
2011	12	8	186	23.2	0	33	15.5
2012	14	13	340	26.2	0	60	24.3
2013	14	5	88	17.6	0	38	6.3
2014	7	1	14	14.0	0	14	2.0
TOT	47	27	628	23.3	0	60	13.4

WILLIAMS' CAREER HIGHS RUSHING

Rushes	23, vs Oklahoma State 2014
Yards	126, at NC State 2014
Longest Rush	65, Nevada 2013
TD	3, at NC State 2014
Longest TD Rush	65, Nevada 2013

WILLIAMS' CAREER HIGHS RECEIVING

Receptions	5, vs Oklahoma State 2014
------------	---------------------------

Yards	36, vs Oklahoma State 2014
Longest Catch	27, Clemson 2014

WILLIAMS' CAREER HIGH KICK RETURNS

Returns	3 (twice), last Florida 2012
Yards	96, at USF 2012
Longest Return	60, at USF 2012

WR/PR - JESUS 'BOBO' WILSON - 3

5-9 • 177 • SO

Miami, Fla./Christopher Columbus

WILSON'S CAREER STATS

RECEIVING

YR.	G	REC	YDS	AVG	TD	LG	AVG/G
2013	12	3	23	7.7	0	11	1.9
2014	7	28	356	12.7	4	39	50.9
TOT	19	31	379	12.2	4	39	20.0

KICKOFF RETURNS

YR.	G	RET	YDS	AVG	TD	LG	AVG/G
2013	12	1	27	27.0	0	27	2.3
2014	7	4	98	24.5	0	34	14.0
TOT	19	5	125	24.8	0	34	6.6

PUNT RETURNS

YR.	G	RET	YDS	AVG	TD	LG	AVG/G
2013	12	8	89	11.1	0	28	7.4
2014	7	2	19	9.5	0	13	2.7
TOT	19	10	108	11.9	0	28	5.7

WILSON'S CAREER HIGHS RECEIVING

Receptions	6, at NC State 2014
Yards	109, at NC State 2014
Longest Catch	39, at NC State 2014
TD	2, at NC State 2014
Longest TD Reception	32, at NC State 2014

WILSON'S CAREER HIGH PUNT RETURNS

Returns	2 (four times), last Idaho 2013
Yards	36, Maryland 2013
Longest Return	28, Maryland 2013

QB - JAMEIS WINSTON - 5

6-4 • 235 • R-SO

Bessemer, Ala./Hueytown

• Watch Lists: Davey O'Brien, Manning, Walter Camp, Maxwell

• Preseason ACC Player of the Year; Preseason All-ACC

• Preseason All-America First Team: Sports Illustrated

WINSTON'S CAREER STATS

PASSING

YR.	G	COM	ATT	INT	YDS	TD	LG	PCT
2013	14	257	384	10	4057	40	94	66.9
2014	7	174	259	9	2279	16	68	67.2
TOT	21	431	643	19	6336	56	94	67.0

RUSHING

YR.	G	RUSH	YDS	AVG	TD	LG	AVG/G
2013	14	88	219	2.5	4	21	15.6
2014	7	30	44	1.5	2	28	6.3
TOT	21	118	263	2.2	6	28	12.5

WINSTON'S CAREER HIGHS PASSING

Yards	444, at Clemson 2013
Completions	30, at Syracuse 2014
Attempts	48, at Louisville 2014
Long	94, at Clemson 2013
Longest TD	72, at Clemson 2013
TDs	5, Maryland 2013

WINSTON'S CAREER HIGHS RUSHING

Rushes	14, at Boston College 2013
Yards	67, at Boston College 2013
Longest Rush	28, vs Oklahoma State 2014
TD	1 (sixtimes), last vs Wake Forest 2014
Longest TD Rush	28, vs Oklahoma State 2014

DB - NATE ANDREWS - 29

5-11 • 210 • SO

Fairhope, Ala./Fairhope

ANDREWS' CAREER STATS

YR.	G	UA	A	TOT	TFL-YDS	PBU	FF	FR	INT	SACKS
2013	14	24	11	35	1.0-4	4	3	1	4	1.0-4
2014	8	36	15	51	0.5-2	4	0	1	2	0.0-0
TOT	22	60	26	86	1.5-6	8	3	2	6	1.0-4

ANDREWS' CAREER HIGHS

Tackles	10 (twice), last vs. Notre Dame 2014
Interceptions	2, at Wake Forest 2013

DB - LAMARCUS BRUTUS - 42

6-0 • 208 • R-JR

Port St. Lucie, Fla./Treasure Coast

BRUTUS' CAREER STATS

YR.	G	UA	A	TOT	TFL-YDS	PBU	FF	FR	INT	SACKS
2013	11	14	2	16	1.0-3	1	0	0	0	0.0-0
2014	8	4	5	9	0.0-0	0	0	0	0	0.0-0
TOT	19	18	7	25	1.0-3	1	0	0	0	0.0-0

BRUTUS' CAREER HIGHS

Tackles	6, Syracuse 2013
Tackles for Loss	1.0, at Florida 2013

DT - KEITH BRYANT - 95

6-2 • 319 • R-FR

Delray Beach, Fla./Atlantic

BRYANT'S CAREER STATS

YR.	G	UA	A	TOT	TFL-YDS	PBU	FF	FR	INT	SACKS
2014	1	1	1	2	0.0-0	0	0	0	0	0.0-0

BRYANT'S CAREER HIGHS

Tackles	2, The Citadel 2014
---------	---------------------

DE - CHRIS CASHER - 21

6-4 • 250 • R-SO

Mobile, Ala./Davidson

CASHER'S CAREER STATS

YR.	G	UA	A	TOT	TFL-YDS	PBU	FF	FR	INT	SACKS
2013	13	15	10	25	5.0-20	2	1	1	0	2.0-15
2014	7	7	8	15	2.5-8	1	0	0	0	1.0-5
TOT	20	22	18	40	7.5-28	3	1	1	0	2.0-20

CASHER'S CAREER HIGHS

Tackles	10, Bethune-Cookman 2013
Tackles for Loss	2.0, Bethune-Cookman 2013
Sacks	1.0 (thrice), last vs Notre Dame 2014

DT - DEMARCUS CHRISTMAS - 93

6-3 • 302 • FR

Bradenton, Fla./Manatee

CHRISTMAS' CAREER STATS

YR.	G	UA	A	TOT	TFL-YDS	PBU	FF	FR	INT	SACKS
2014	2	0	1	1	0.0-0	0	0	0	0	0.0-0

DB - RONALD DARBY - 3

5-11 • 195 • JR

Oxon Hill, Md./Potomac

DARBY'S CAREER STATS

YR.	G	UA	A	TOT	TFL-YDS	PBU	FF	FR	INT	SACKS
2012	14	18	4	22	0.0-0	8	1	0	0	0.0-0
2013	14	11	3	14	0.0-0	4	0	1	2	0.0-0
2014	8	15	10	25	1.0-2	3	1	0	0	0.0-0
TOT	36	44	17	61	1.0-2	15	2	1	2	0.0-0

DARBY'S CAREER HIGHS

Tackles	7, Notre Dame, 2014
Interceptions	1 (twice), last NC State 2013
Pass Breakups	2 (three times), last NC State 2013

DE - MARIO EDWARDS JR. - 15

6-3 • 294 • JR

Gautier, Miss./Ryan (Texas)

• ACC Defensive Lineman of the Week (Sept. 2)

• Watch Lists: Bednarik, Nagurski, Lombardi

EDWARDS' CAREER STATS

YR.	G	UA	A	TOT	TFL-YDS	PBU	FF	FR	INT	SACKS
2012	11	8	9	17	2.5-16	1	0	0	0	1.5-13
2013	12	19	9	28	9.5-49	1	1	2	1	3.5-37
2014	7	13	9	22	6.0-31	3	1	0	0	2.0-23
TOT	30	40	27	67	18.0-96	5	2	2	1	7.0-73

EDWARDS' CAREER HIGHS

Tackles	7 vs. Georgia Tech (ACC Champ.) 2012
Tackles for Loss	3.0 (twice), last vs. Wake Forest 2014
Sacks	1.0 (six times), last vs Wake Forest 2014
Pass Breakups	2, Notre Dame 2014

LB - UKEME ELIGWE - 52

6-2 • 239 • R-SO

Stone Mountain, Ga./Stone Mountain

ELIGWE'S CAREER STATS

YR.	G	UA	A	TOT	TFL-YDS	PBU	FF	FR	INT	SACKS
2013	13	18	10	28	3.0-13	1	0	0	1	2.0-11
2014	1	0	2	2	0.0-0	0	0	0	0	0.0-0
TOT	14	18	12	30	3.0-13	1	0	0	1	2.0-11

ELIGWE'S CAREER HIGHS

Tackles	6, Bethune-Cookman 2013
Tackles for Loss	1.0 (three times), last NC State 2013
Sacks	1.0 (twice), last NC State 2013

DE - LORENZO FEATHERSTON - 41

6-7 • 220 • FR

Greensboro, N.C./Page

FEATHERSTON'S CAREER STATS

YR.	G	UA	A	TOT	TFL-YDS	PBU	FF	FR	INT	SACKS
2014	8	9	8	15	5.0-30	0	1	1	0	1.0-17

FEATHERSTON'S CAREER HIGHS

Tackles	7, Wake Forest 2014
Tackles for Loss	2.5, Wake Forest 2014
Sacks	1.0, at NC State 2014

DE - EDDIE GOLDMAN - 90

6-4 • 320 • JR

Washington D.C./Friendship Collegiate Academy

• ACC Defensive Lineman of the Week (Sept. 22)

GOLDMAN'S CAREER STATS

YR.	G	UA	A	TOT	TFL-YDS	PBU	FF	FR	INT	SACKS
2012	10	4	4	8	1.0-4	0	0	0	0	0.0-0
2013	13	8	11	19	3.0-9	0	0	0	0	2.0-8
2014	8	16	11	27	7.5-30	1	1	0	0	4.0-24
TOT	31	28	26	54	11.5-43	1	1	0	0	6.0-32

GOLDMAN'S CAREER HIGHS

Tackles	7, at NC State 2014
Tackles for Loss	2.0, at Louisville 2014
Sacks	1.0 (five times), last vs Louisville 2014
Forced Fumbles	1, Clemson 2014

DE - DESMOND HOLLIN - 43

6-3 • 285 • SR

Miami, Fla./Southridge/ASA (N.Y.) College

HOLLIN'S CAREER STATS

YR.	G	UA	A	TOT	TFL-YDS	PBU	FF	FR	INT	SACKS
2013	13	8	8	16	3.0-17	0	0	0	0	2.0-14
2014	7	10	9	19	3.0-9	0	0	0	0	0.0-0
TOT	20	18	17	35	6.0-26	0	0	0	0	2.0-14

HOLLIN'S CAREER HIGHS

Tackles	6, at NC State 2014
Tackles for Loss	2.0, Idaho 2013
Sacks	1.0 (twice), last Idaho 2013

LB - RO'DERRICK HOSKINS - 18

6-2 • 233 • R-FR

Orlando, Fla./Evans

HOSKINS' CAREER STATS

YR.	G	UA	A	TOT	TFL-YDS	PBU	FF	FR	INT	SACKS
2014	7	2	6	8	0.0-0	0	0	0	0	0.0-0

HOSKIN'S CAREER HIGHS

Tackles	3, Wake Forest 2014
---------	---------------------

DB - TYLER HUNTER - 1

5-11 • 200 • R-JR

Valdosta, Ga./Lowndes County

HUNTER'S CAREER STATS

DEFENSE										
YR.	G	UA	A	TOT	TFL-YDS	PBU	FF	FR	INT	SACKS
2011	11	1	2	3	0.0-0	0	0	0	0	0.0-0
2012	14	19	7	26	0.0-0	2	0	0	3	0.0-0
2013	3	7	1	8	0.0-0	2	0	0	1	0.0-0
2014	8	31	10	41	0.0-0	6	0	0	1	0.0-0
TOT	36	58	20	78	0.0-0	10	0	0	5	0.0-0

PUNT RETURNS

YR.	G	RET	YDS	AVG	TD	LG	AVG/G
2012	14	8	126	15.8	1	75	9.0

HUNTER'S CAREER HIGHS DEFENSE

Tackles	10, at NC State 2014
Interceptions	2, at Virginia Tech 2012

HUNTER'S CAREER HIGH PUNT RETURNS

Returns	5, Duke 2012
Yards	122, Duke 2012
Longest Return	75, Duke 2012
TD	1, Duke 2012
Longest TD	75, Duke 2012

DT - NILE LAWRENCE-STAMPLE - 99

6-1 • 314 • R-JR

Fort Lauderdale, Fla./Nova

LAWRENCE-STAMPLE'S CAREER STATS

YR.	G	UA	A	TOT	TFL-YDS	PBU	FF	FR	INT	SACKS
2012	8	4	6	10	1.0-2	0	0	0	0	0.0-0
2013	13	8	7	15	1.5-2	0	0	0	0	0.0-0
2014	3	4	5	9	0.5-0	0	0	0	0	0.0-0
TOT	24	16	18	34	3.0-4	0	0	0	0	0.0-0

LAWRENCE-STAMPLE'S CAREER HIGHS

Tackles	4 (twice), last vs Oklahoma State 2014
Tackles for Loss	1.0, Maryland 2013

DE - RICK LEONARD - 98

6-7 • 268 • FR

Middletown, Md./Middletown

LEONARD'S CAREER STATS

YR.	G	UA	A	TOT	TFL-YDS	PBU	FF	FR	INT	SACKS
2014	3	1	0	1	0.0-0	0	0	0	0	0.0-0

LB - E.J. LEVENBERRY - 10

6-3 • 246 • SO

Woodbridge, Va./C.D. Hylton

LEVENBERRY'S CAREER STATS

YR.	G	UA	A	TOT	TFL-YDS	PBU	FF	FR	INT	SACKS
2013	13	18	21	39	1.0-1	1	1	0	1	0.0-0
2014	7	10	7	17	1.0-2	1	0	0	0	0.0-0
TOT	20	28	29	56	2.0-3	2	1	0	1	0.0-0

LEVENBERRY'S CAREER HIGHS

Tackles	8, NC State 2013
Tackles for Loss	1.0 (twice), last vs The Citadel 2014
Interceptions	1, Idaho 2013

DB - TYRELL LYONS - 22

6-0 • 215 • R-FR

Jacksonville, Fla./First Coast

LYONS' CAREER STATS

YR.	G	UA	A	TOT	TFL-YDS	PBU	FF	FR	INT	SACKS
2014	8	1	2	3	0.0-0	0	0	0	0	0.0-0

DB - TREY MARSHALL - 20

6-0 • 192 • FR

Lake City, Fla./Columbia

MARSHALL'S CAREER STATS

YR.	G	UA	A	TOT	TFL-YDS	PBU	FF	FR	INT	SACKS
2014	5	2	3	5	0.5-2	0	0	0	0	0.0-0

LEVENBERRY'S CAREER HIGHS

Tackles	3, The Citadel 2014
Tackles for Loss	0.5, The Citadel 2014

DT - DERRICK MITCHELL JR. - 11

6-4 • 303 • R-JR

Jacksonville, Fla./First Coast

MITCHELL'S CAREER STATS

YR.	G	UA	A	TOT	TFL-YDS	PBU	FF	FR	INT	SACKS
2013	7	5	2	7	1.0-5	0	0	0	0	1.0-5
2014	6	1	7	8	0.0-0	1	0	0	0	0.0-0
TOT	13	6	9	15	1.0-5	1	0	0	0	1.0-5

MITCHELL'S CAREER HIGHS

Tackles	4, The Citadel 2014
Tackles for Loss	1.0, Idaho 2013
Sacks	1.0, Idaho 2013

DT - GIORGIO NEWBERRY - 4

6-6 • 285 • R-JR

Fort Pierce, Fla./Fort Pierce Central

NEWBERRY'S CAREER STATS

YR.	G	UA	A	TOT	TFL-YDS	PBU	FF	FR	INT	SACKS
2013	13	4	9	13	0.0-0	2	1	0	1	0.0-0
2014	8	1	1	2	0.0-0	0	0	1	0	0.0-0
TOT	21	5	10	4	0.0-0	2	1	1	1	0.0-0

DT - DERRICK NNADI - 91

6-2 • 303 • FR

Virginia Beach, Va./Ocean Lakes

NNADI'S CAREER STATS

YR.	G	UA	A	TOT	TFL-YDS	PBU	FF	FR	INT	SACKS
2014	4	4	4	8	1.5-2	1	0	0	0	0.0-0

NNADI'S CAREER HIGHS

Tackles	4, Wake Forest 2014
Tackles for Loss	1.5, Wake Forest 2014

LB - REGGIE NORTHRUP - 5

6-1 • 220 • JR

Jacksonville, Fla./First Coast

• ACC Linebacker of the Week (Oct. 6)

NORTHRUP'S CAREER STATS

YR.	G	UA	A	TOT	TFL-YDS	PBU	FF	FR	INT	SACKS
2012	13	5	5	10	1.0-1	0	0	0	0	0.0-0
2013	14	22	24	46	2.5-4	1	0	0	0	0.0-0
2014	8	32	35	67	2.0-5	1	1	1	1	1.0-1
TOT	35	51	60	111	5.5-10	2	1	1	0	1.0-1

NORTHRUP'S CAREER HIGHS

Tackles	12, at Louisville 2014
Tackles for Loss	1.0 (four times), last at Syracuse 2014
Sacks	1.0, at Syracuse 2014

LB - JACOB PUGH - 16

6-4 • 236 • FR

Tallahassee, Fla./Godby

PUGH'S CAREER STATS

YR.	G	UA	A	TOT	TFL-YDS	PBU	FF	FR	INT	SACKS
2014	7	5	3	8	2.0-4	1	0	1	2	0.0-0

PUGH'S CAREER HIGHS

Tackles	3, at NC State 2014
Tackles for Loss	1.0 (twice), at NC State 2014
Interceptions	2, Notre Dame 2014

DB - JALEN RAMSEY - 8

6-1 • 204 • SO

Smyrna, Tenn./Brentwood Academy

• Watch List: Thorpe

• Preseason All-America: Sports Illustrated (1st), USA Today (2nd)

RAMSEY'S CAREER STATS

YR.	G	UA	A	TOT	TFL-YDS	PBU	FF	FR	INT	SACKS
2013	14	37	12	49	2.0-18	1	1	1	1	1.0-12
2014	8	30	22	52	5.0-19	4	1	0	1	1.0-9
TOT	22	67	34	101	7.0-37	5	2	1	2	2.0-21

RAMSEY'S CAREER HIGHS

Tackles	12, vs Oklahoma State 2014
Tackles for Loss	2.0, The Citadel 2014
Sacks	1.0 (twice), last at NC State 2014
Interceptions	1 (twice), last at Syracuse 2014
Pass Breakups	2, Notre Dame 2014

DT - JUSTIN SHANKS - 92

6-2 • 322 • R-SO

Prattville, Ala./Prattville

SHANK'S CAREER STATS

YR.	G	UA	A	TOT	TFL-YDS	PBU	FF	FR	INT	SACKS
2013	5	1	2	3	0.0-0	0	0	0	0	0.0-0
2014	3	1	1	2	0.0-0	0	0	0	0	0.0-0
TOT	8	2	3	5	0.0-0	0	0	0	0	0.0-0

DB - KEELIN SMITH - 37

6-3 • 187 • R-JR

Fort Pierce, Fla./Treasure Coast

SMITH'S CAREER STATS

YR.	G	UA	A	TOT	TFL-YDS	PBU	FF	FR	INT	SACKS
2011					REDSHIRT SEASON					
2012	13	6	3	9	0.5-1	1	0	0	0	0.0-0
2013	12	11	5	16	1.0-1	1	0	0	1	0.0-0
2014	7	3	0	3	0.0-0	0	0	0	0	0.0-0
TOT	32	20	8	28	1.5-2	2	0	0	1	0.0-0

SMITH'S CAREER HIGHS

Tackles	4, Bethune-Cookman 2013
Tackles for Loss	1.0, NC State 2013
Interceptions	1, Idaho 2013

LB - TERRANCE SMITH - 24

6-4 • 222 • R-JR

Decatur, Ga./Southwest DeKalb

• Bednarik National Defensive Player of the Week (Oct. 23)

• ACC Linebacker of the Week (Oct. 20)

• Watch List: Butkus

SMITH'S CAREER STATS

YR.	G	UA	A	TOT	TFL-YDS	PBU	FF	FR	INT	SACKS
2011	2	0	1	1	0.0-0	0	0	0	0	0.0-0
2012	13	8	1	9	1.5-5	0	0	0	0	0.0-0
2013	14	34	25	59	2.5-17	3	0	0	1	2.0-16
2014	6	33	28	61	4.0-12	1	2	0	0	1.06
TOT	37	75	55	130	8.0-34	4	2	0	1	3.0-22

SMITH'S CAREER HIGHS

Tackles	13, Clemson 2014
Tackles for Loss	2.0, Notre Dame 2014
Sacks	1.0 (thrice), last Notre Dame 2014
Interceptions	1, at Wake Forest 2013

LB - MATTHEW THOMAS - 7

6-3 • 233 • R-FR

Miami, Fla./Booker T. Washington

THOMAS' CAREER STATS

YR.	G	UA	A	TOT	TFL-YDS	PBU	FF	FR	INT	SACKS
2014	2	8	1	9	1.0-3	0	0	0	0	0.0-0

THOMAS' CAREER HIGHS

Tackles	6, Notre Dame 2014
Tackles for Loss	1.0, at Louisville 2014

DB - NICK WAISOME - 6

5-10 • 182 • SR

Groveland, Fla./South Lake

WAISOME'S CAREER STATS

YR.	G	UA	A	TOT	TFL-YDS	PBU	FF	FR	INT	SACKS
2011	11	1	0	1	0.0-0	0	0	0	0	0.0-0
2012	13	14	7	21	0.0-0	7	0	0	1	0.0-0
2013	13	10	1	11	1.0-1	2	0	0	0	0.0-0
TOT	37	25	8	33	1.0-1	9	0	0	1	0.0-0

WAISOME'S CAREER HIGHS

Tackles	5, at USF 2012
Interceptions	1, Clemson 2012

SPECIAL TEAMS

DE - DeMARCUS WALKER - 44

6-3 • 277 • SO

Jacksonville, Fla./Sandalwood

WALKER'S CAREER STATS

YR.	G	UA	A	TOT	TFL-YDS	PBU	FF	FR	INT	SACKS
2013	12	9	9	18	2.0-9	0	0	0	0	1.0-7
2014	8	13	7	20	4.0-14	0	1	0	0	1.0-6
TOT	20	22	16	38	6.0-23	0	1	0	0	2.0-13

WALKER'S CAREER HIGHS

Tackles	5, Clemson 2014
Tackles for Loss	2.0, Idaho 2013
Sacks	1.0 (twice), last at NC State 2014
Forced Fumbles	1, The Citadel 2014

DB - MARQUEZ WHITE - 27

6-0 • 172 • SO

Dothan, Ala./Northview

WHITE'S CAREER STATS

YR.	G	UA	A	TOT	TFL-YDS	PBU	FF	FR	INT	SACKS
2013	13	8	4	12	1.0-1	0	0	0	1	0.0-0
2014	7	2	1	3	0.0-0	0	0	0	0	0.0-0
TOT	20	10	5	15	1.0-1	0	0	0	1	0.0-0

WHITE'S CAREER HIGHS

Tackles	4, NC State 2013
Tackles for Loss	1.0, NC State 2013
Interceptions	1, at Wake Forest 2013

DB - P.J. WILLIAMS - 26

6-0 • 196 • JR

Ocala, Fla./Vanguard

- Semifinalist for Thorpe Award
- Watch Lists: Bednarik, Nagurski, Thorpe

WILLIAMS' CAREER STATS

YR.	G	UA	A	TOT	TFL-YDS	PBU	FF	FR	INT	SACKS
2012	14	9	5	14	1.0-10	1	0	0	0	0.0-0
2013	13	21	14	35	1.5-10	7	0	0	3	0.0-0
2014	7	23	9	32	2.0-2	8	1	1	1	0.0-0
TOT	33	46	28	74	3.5-21	14	1	1	4	0.0-0

WILLIAMS' CAREER HIGHS

Tackles	7 (twice), last at Louisville 2014
Tackles for Loss	1.0 (thrice), last vs Wake Forest 2014
Interceptions	1 (four times), last vs. Wake Forest 2014
Pass Breakups	2 (twice), last vs Clemson 2014

K - ROBERTO AGUAYO - 19

6-1 • 203 • R-SO

Mascotte, Fla./South Lake

- ACC Specialist of the Week (Oct. 6)
- Lou Groza Star of the Week (Oct. 6, Sept. 1)
- Watch List: Lou Groza
- Preseason All-America: USA Today (1st), Sports Illustrated (1st)

AGUAYO'S CAREER STATS

YR.	G	FGM-FGA	LG	PATS	PTS
2013	14	21-22	53	94-94	157
2014	8	14-15	52	37-37	79
TOT	22	35-37	53	131-131	236

AGUAYO'S CAREER HIGHS

Field Goals	5, Wake Forest 2014
Longest Field Goal	53, Syracuse 2013
PAT	11, Idaho 2013
Kickoffs	10 (fivetimes), last vs Wake Forest 2014
Touchbacks	7, at Wake Forest 2013
Points	19, Wake Forest 2014

P - CASON BEATTY - 38

6-3 • 227 • JR

Charlotte, N.C./Olympic

BEATTY'S CAREER STATS

YR.	G	PUNTS	YDS	AVG	LG	TB	FC	I-20	BLK
2012	14	47	1798	38.3	54	2	23	23	2
2013	14	42	1725	41.1	59	2	12	12	0
2014	8	30	1222	40.7	54	2	15	10	0
TOT	36	119	4745	39.9	59	6	50	45	2

BEATTY'S CAREER HIGHS

Punts	8, Clemson 2014
Yards	323, Clemson 2014
Average	53.0 (1-53), Nevada 2013
Long	59, vs. Duke (ACC Champ.) 2013

FLORIDA STATE FOOTBALL

SELECT PLAYERS CAREER GAME-BY-GAME

Roberto Aguayo

2013	OPPONENT	FGM	FGA	LG	PAT	PTS
	Pitt	2	2	28	5-5	11
	Nevada	2	2	33	8-8	14
	Bethune-Cookman	1	1	45	7-7	10
	Boston College	2	2	40	6-6	12
	Maryland	0	0	0	9-9	9
	Clemson	3	3	28	6-6	15
	NC State	0	0	0	7-7	7
	Miami	2	2	28	5-5	11
	Wake Forest	1	2	42	8-8	11
	Syracuse	1	1	53	8-8	11
	Idaho	1	1	42	11-11	14
	Florida	3	3	49	4-4	13
	Duke	1	1	45	6-6	9
	Auburn	2	2	41	4-4	10
TOT		21	22	53	94-94	157

2014	OPPONENT	FGM	FGA	LG	PAT	PTS
	Oklahoma State	3	3	37	4-4	13
	The Citadel	3	3	27	4-4	13
	Clemson	1	1	50	2-2	5
	NC State	0	0	0	8-8	8
	Wake Forest	5	5	52	4-4	19
	Syracuse	1	1	34	5-5	8
	Notre Dame	1	1	28	4-4	7
	Louisville	0	1	0	6-6	6
TOT		14	15	52	37-37	79

2013	OPPONENT	REC	YDS	AVG.	TD	LG
	Pitt	1	0	0.0	0	0
	Nevada	1	19	19.0	0	19
	Bethune-Cookman	2	25	12.5	0	14
	Boston College	1	-3	-3.0	0	-3
	Maryland	2	39	19.5	0	22
	Clemson	0	0	0.0	0	0
	NC State	2	22	11.0	0	11
	Miami	0	0	0.0	0	0
	Wake Forest	2	24	12.0	0	17
	Syracuse	0	0	0.0	0	0
	Idaho	2	31	15.5	0	17
	Florida	0	0	0.0	0	0
	Duke	0	0	0.0	0	0
	Auburn	0	0	0.0	0	0
TOT		13	157	12.1	0	22

2014	OPPONENT	REC	YDS	AVG.	TD	LG
	Oklahoma State	2	73	36.5	0	62
	The Citadel	0	0	0	0	0
	Clemson	1	9	9.0	0	9
	NC State	2	31	15.5	1	22
	Wake Forest	1	7	7.0	0	7
	Syracuse	0	0	0.0	0	0
	Notre Dame	0	0	0.0	0	0
	Louisville	0	0	0.0	0	0
TOT		6	120	20.0	1	62

2013	OPPONENT	REC	YDS	AVG.	TD	LG
	Pitt	8	126	15.8	1	36
	Nevada	3	39	13.0	1	24
	Bethune-Cookman	4	44	11.0	1	19
	Boston College	4	90	22.5	2	56
	Maryland	4	108	27.0	0	48
	Clemson	8	146	18.3	2	72
	NC State	8	137	17.1	1	42
	Miami	6	83	13.8	0	22
	Wake Forest	5	47	9.4	0	11
	Syracuse	4	40	10.0	1	12
	Idaho	3	29	9.7	0	13
	Florida	4	25	6.3	0	11
	Duke	6	67	11.2	0	20
	Auburn	9	147	16.3	0	49
TOT		76	1128	14.8	9	72

2014	OPPONENT	REC	YDS	AVG.	TD	LG
	Oklahoma State	11	203	18.5	1	51
	The Citadel	4	80	20.0	0	46
	Clemson	9	135	15.0	1	74
	NC State	11	125	11.7	1	25
	Wake Forest	3	33	11.0	0	24
	Syracuse	6	107	17.8	0	44
	Notre Dame	8	108	13.5	1	33
	Louisville	6	62	10.3	0	21
TOT		58	853	14.7	4	74

Dalvin Cook

2014	OPPONENT	RUSH	YDS	AVG.	TD	LG
	Oklahoma State	-	-	DNP	-	-
	The Citadel	13	67	5.2	1	17
	Clemson	1	3	3.0	0	3
	NC State	6	45	7.5	1	35
	Wake Forest	4	13	3.2	0	5
	Syracuse	23	122	5.3	1	23
	Notre Dame	12	20	1.7	0	10
	Louisville	9	110	12.2	2	40
TOT		68	380	5.6	5	40

Christian Green

2011	OPPONENT	REC	YDS	AVG.	TD	LG
	La.-Monroe	0	0	0.0	0	0
	Charleston-So.	2	63	31.5	0	53
	Oklahoma	0	0	0.0	0	0
	Clemson	7	77	11.0	0	21
	Wake Forest	4	102	25.5	0	41
	Duke	1	59	59.0	0	59
	Maryland	2	30	15.0	0	21
	NC State	1	32	32.0	0	32
	Boston College	0	0	0.0	0	0
	Miami	4	55	13.8	0	24
	Virginia	2	2	1.0	0	6
	Florida	2	27	13.5	0	14
	Notre Dame	1	3	3.0	0	3
TOT		26	450	17.3	0	59

2012	OPPONENT	REC	YDS	AVG.	TD	LG
	Murray State	2	23	11.5	0	21
	Savannah State	0	0	0.0	0	0
	Wake Forest	1	10	10.0	0	10
	Clemson	0	0	0.0	0	0
	USF	0	0	0.0	0	0
	NC State	0	0	0.0	0	0
	Boston College	0	0	0.0	0	0
	Miami	0	0	0.0	0	0
	Duke	0	0	0.0	0	0
	Virginia Tech	0	0	0.0	0	0
	Maryland	0	0	0.0	0	0
	Florida	0	0	0.0	0	0
	Georgia Tech	0	0	0.0	0	0
	Northern Illinois	0	0	0.0	0	0
TOT		3	33	11.0	0	21

Rashad Greene

2011	OPPONENT	REC	YDS	AVG.	TD	LG
	La.-Monroe	1	28	28.0	1	28
	Charleston-So.	2	98	49.0	2	69
	Oklahoma	3	70	23.3	1	56
	Clemson	8	98	12.3	1	32
	Wake Forest	12	163	13.6	1	46
	Duke	-	-	DNP	-	-
	Maryland	-	-	DNP	-	-
	NC State	-	-	DNP	-	-
	Boston College	-	-	DNP	-	-
	Miami	3	19	6.3	0	7
	Virginia	4	21	5.3	0	9
	Florida	0	0	0.0	0	0
	Notre Dame	5	99	19.8	1	42
TOT		38	596	15.7	7	69

2012	OPPONENT	REC	YDS	AVG.	TD	LG
	Murray State	4	42	10.5	0	20
	Savannah State	1	7	7.0	0	7
	Wake Forest	2	30	15.0	0	21
	Clemson	4	36	9.0	1	11
	USF	2	71	35.5	0	39
	NC State	6	60	10.0	0	21
	Boston College	1	8	8.0	0	8
	Miami	7	49	7.0	0	11
	Duke	1	71	71.0	1	71
	Virginia Tech	6	125	20.8	2	39
	Maryland	4	50	12.5	1	30
	Florida	5	65	13.0	0	27
	Georgia Tech	9	82	9.1	0	14
	Northern Illinois	5	45	9.0	1	18
TOT		57	741	13.0	6	71

Ermon Lane

2014	OPPONENT	REC	YDS	AVG.	TD	LG
	Oklahoma State	0	0	0.0	0	0
	The Citadel	3	37	12.3	0	18
	Clemson	0	0	0.0	0	0
	NC State	0	0	0.0	0	0
	Wake Forest	2	70	35.0	0	59
	Syracuse	0	0	0.0	0	0
	Notre Dame	0	0	0.0	0	0
	Louisville	2	58	29.0	1	47
TOT		7	165	23.6	1	59

Nick O’Leary

2011						
OPPONENT	REC	YDS	AVG.	TD	LG	
La.-Monroe	1	6	6.0	0	6	
Charleston-So.	1	10	10.0	0	10	
Oklahoma	2	10	5.0	0	6	
Clemson	3	23	7.7	0	11	
Wake Forest	0	0	0.0	0	0	
Duke	1	3	3.0	1	3	
Maryland	0	0	0.0	0	0	
NC State	1	25	25.0	0	25	
Boston College	3	87	29.0	0	58	
Miami	0	0	0.0	0	0	
Virginia	0	0	0.0	0	0	
Florida	0	0	0.0	0	0	
Notre Dame	0	0	0.0	0	0	
TOT	12	164	13.7	1	58	

2012						
OPPONENT	REC	YDS	AVG.	TD	LG	
Murray State	2	33	16.5	0	25	
Savannah State	-	-	DNP	-	-	
Wake Forest	1	11	11.0	0	11	
Clemson	3	48	16.0	0	28	
USF	4	40	10.0	0	11	
NC State	1	4	4.0	1	4	
Boston College	0	0	0.0	0	0	
Miami	1	8	8.0	0	8	
Duke	0	0	0.0	0	0	
Virginia Tech	1	16	16.0	0	16	
Maryland	3	46	15.3	1	21	
Florida	1	6	6.0	1	6	
Georgia Tech	2	11	5.5	0	6	
Northern Illinois	2	29	14.5	0	13	
TOT	21	252	12.0	3	28	

2013						
OPPONENT	REC	YDS	AVG.	TD	LG	
Pitt	4	47	11.8	3	24	
Nevada	2	16	8.0	0	9	
Bethune-Cookman	0	0	0.0	0	0	
Boston College	1	14	14.0	0	14	
Maryland	4	55	13.8	2	25	
Clemson	5	161	32.2	0	94	
NC State	1	14	14.0	1	14	
Miami	3	45	15.0	0	18	
Wake Forest	3	37	12.3	0	16	
Syracuse	3	55	18.3	1	29	
Idaho	1	13	13.0	0	13	
Florida	3	52	17.3	0	24	
Duke	3	48	16.0	0	21	
Auburn	0	0	0.0	0	0	
TOT	33	557	16.9	7	94	

2014						
OPPONENT	REC	YDS	AVG.	TD	LG	
Oklahoma State	3	28	9.3	0	10	
The Citadel	5	51	10.2	1	20	
Clemson	6	77	13.0	0	21	
NC State	0	0	0.0	0	0	
Wake Forest	2	22	11.0	0	18	
Syracuse	8	97	12.1	1	21	
Notre Dame	3	13	4.3	0	7	
Louisville	6	76	12.7	0	19	
TOT	33	364	11.0	2	21	

Mario Pender

2014						
OPPONENT	RUSH	YDS	AVG.	TD	LG	
Oklahoma State	3	31	10.3	1	11	
The Citadel	7	38	5.4	0	13	
Clemson	8	15	1.9	1	7	
NC State	-	-	DNP	-	-	
Wake Forest	5	70	14	1	56	
Syracuse	9	46	5.1	1	12	
Notre Dame	-	-	DNP	-	-	
Louisville	-	-	DNP	-	-	
TOT	32	200	6.2	4	56	

Travis Rudolph

2014						
OPPONENT	REC	YDS	AVG.	TD	LG	
Oklahoma State	0	0	0.0	0	0	
The Citadel	0	0	0.0	0	0	
Clemson	-	-	DNP	-	-	
NC State	1	40	40.0	0	40	
Wake Forest	4	66	16.5	1	59	
Syracuse	6	46	7.7	0	15	
Notre Dame	6	80	13.3	1	20	
Louisville	2	76	38.0	1	68	
TOT	19	308	16.2	3	68	

Karlos Williams

2013						
OPPONENT	RUSH	YDS	AVG.	TD	LG	
Pitt	0	0	0.0	0	0	
Nevada	8	110	13.8	1	65	
Bethune-Cookman	9	83	9.2	2	35	
Boston College	6	22	3.7	1	10	
Maryland	5	29	5.8	2	17	
Clemson	3	19	6.3	0	9	
NC State	13	86	6.6	1	18	
Miami	5	46	9.2	0	21	
Wake Forest	12	49	4.1	1	16	
Syracuse	4	78	19.5	0	56	
Idaho	10	114	11.4	2	45	
Florida	4	14	3.5	0	6	
Duke	7	55	7.9	1	12	
Auburn	5	25	5.0	0	7	
TOT	91	730	8.0	11	65	

2014						
OPPONENT	RUSH	YDS	AVG.	TD	LG	
Oklahoma State	23	66	2.9	0	14	
The Citadel	9	66	7.3	1	20	
Clemson	10	45	4.5	1	13	
NC State	21	126	6.0	3	28	
Wake Forest	11	50	4.8	0	22	
Syracuse	-	-	DNP	-	-	
Notre Dame	8	25	3.1	2	7	
Louisville	16	72	4.5	0	14	
TOT	98	450	4.6	7	28	

Jesus ‘Bobo’ Wilson

2013						
OPPONENT	REC	YDS	AVG.	TD	LG	
Pitt	0	0	0.0	0	0	
Nevada	0	0	0.0	0	0	
Bethune-Cookman	0	0	0.0	0	0	
Boston College	-	-	DNP	-	-	
Maryland	0	0	0.0	0	0	
Clemson	0	0	0.0	0	0	
NC State	0	0	0.0	0	0	
Miami	0	0	0.0	0	0	
Wake Forest	1	11	11.0	0	11	
Syracuse	0	0	0.0	0	0	
Idaho	2	12	6.0	0	7	
Florida	0	0	0.0	0	0	
Duke	0	0	0.0	0	0	
Auburn	0	0	0.0	0	0	
TOT	3	23	7.7	0	11	

2014						
OPPONENT	REC	YDS	AVG.	TD	LG	
Oklahoma State	-	-	DNP	-	-	
The Citadel	3	35	11.7	1	16	
Clemson	4	56	14.0	0	36	
NC State	6	109	18.2	2	39	
Wake Forest	4	40	10.0	0	13	
Syracuse	4	22	6.5	1	11	
Notre Dame	4	45	11.3	0	19	
Louisville	3	49	16.3	0	30	
TOT	28	356	12.7	4	39	

Jameis Winston

2013						
OPPONENT	COMP	ATT	INT	YDS	TD	LG
Pitt	25	27	0	356	4	42
Nevada	15	18	1	214	2	29
B-CU	10	19	0	148	2	24
Boston Coll.	17	27	1	330	4	56
Maryland	23	32	0	393	5	48
Clemson	22	34	1	444	3	94
NC State	16	26	1	292	3	42
Miami	21	29	2	325	1	48
Wake Forest	17	28	1	159	2	18
Syracuse	19	21	0	277	2	34
Idaho	14	25	0	225	4	46
Florida	19	31	1	327	3	56
Duke	19	32	2	330	3	54
Auburn	20	35	0	237	2	49
TOT	257	384	10	4057	40	94

2014						
OPPONENT	COMP	ATT	INT	YDS	TD	LG
Oklahoma State	25	40	2	370	1	62
The Citadel	22	27	0	256	2	46
Clemson	-	-	DNP	-	-	-
NC State	26	38	2	365	4	40
Wake Forest	23	39	1	297	1	59
Syracuse	30	36	0	317	3	44
Notre Dame	23	31	1	273	2	33
Louisville	25	48	3	401	3	68
TOT	174	259	9	2279	16	68

FLORIDA STATE FOOTBALL

THE LAST TIME IT HAPPENED

The Last Time Florida State...

RUSHING

Had 400 or more yards:	vs. Wake Forest, 1995 (401)
Had 300-399 yards:	vs. Idaho, 2013 (336)
Had 200-299 yards:	vs. The Citadel, 2014 (210)
Had 51-100 yards:	at Wake Forest, 2013 (89)
Had 11-50 yards:	vs. Notre Dame, 2014 (50)
Had FEWER than 10 yards:	at Virginia Tech, 2012 (15)
Had 70 or more rush attempts:	vs. Western Carolina, 1985 (72)
Had 60-69 rush attempts:	vs. Virginia, 2002 (60)
Had 50-59 rush attempts:	at Miami, 2008 (54)
Had seven rush TDs:	vs. Murray State, 2012
Had six rush TDs:	vs. Nevada, 2013
Had five rush TDs:	vs. Clemson, 2012
Had four rush TDs:	at NC State, 2014
Had two or more players with 100 rush yds:	vs. Idaho, 2013
Devonta Freeman (11-129) and Karlos Williams (10-114)	
Had two with 150 or more rush yards in a gm:	vs. Notre Dame, 1995
Rock Preston (165) and Warrick Dunn (163)	

PASSING

Had 500 or more yards passing:	vs. Clemson, 2000 (521)
Had 400-499 yards passing:	at Louisville, 2014 (401)
Had 300-399 yards passing:	at Syracuse, 2014 (317)
Had 200-299 yards passing:	vs. Notre Dame, 2014 (273)
Had 76-125 yards passing:	vs. South Carolina, 2010 (90)
Had LESS than 75 yards passing:	at Florida, 2011 (65)
Had 40 or more pass attempts:	at Louisville, 2014 (49)
Had 30-39 attempts:	vs. Notre Dame, 2014 (31)
Attempted 20 or fewer passes:	at Florida, 2011 (13)
Had 30 or more pass completions:	at Syracuse, 2014 (30)
Had 20-29 pass completions:	at Louisville, 2014 (25)
Had FEWER than 10 pass completions:	vs. Duke, 2012 (9)
Had six passing TDs:	vs. Charleston Southern, 2011
Had five passing TDs:	vs. Idaho, 2013
Had four passing TDs:	at NC State, 2014
Had three passing TDs:	at Louisville, 2014
Had zero passing TDs:	vs. Georgia Tech, 2012
Had seven passes intercepted:	at South Carolina, 1994
Had six passes intercepted:	vs. NC State, 1998
Had five passes intercepted:	vs. Wake Forest, 2008
Had four passes intercepted:	at Wake Forest, 2011
Had three passes intercepted:	at Louisville, 2014
Did not throw an interception:	at Syracuse, 2014
Completed passes to 11 or more receivers:	vs. Wake Forest, 2014 (13)
Completed passes to 10 receivers:	vs. The Citadel, 2014
Completed passes to nine receivers:	vs. Maryland, 2013
Completed passes to eight receivers:	at Louisville, 2014

RECEIVING

Had one player with 100 yards receiving:	vs. Notre Dame, 2014
Rashad Greene, 9-108	
Had two players with 100 yards receiving:	at NC State, 2014
Rashad Greene 125, Jesus Wilson 109	
Had three players with 100 yards receiving:	vs. The Citadel, 2005
Chris Davis 125, DeCody Fagg, 113, Greg Carr 104	

COMBINATION OFFENSE

Had a 300-yd passer and a 100-yd rusher:	at Louisville, 2014
Jameis Winston (401 pass), Dalvin Cook (110 rush)	
Had a 100-yd receiver and a 100-yd rusher:	at Syracuse, 2014
Dalvin Cook (122 rush), Rashad Greene (107 rec)	
Had three players w/100+ yds rush or rec:	at NC State, 2014
Karlos Williams (126 rush), Rashad Greene (125 rec), Jesus Wilson (109 rec)	
Had a 400-yd passer and two 100-yd receivers:	at Clemson, 2013
Jameis Winston (444 pass), Nick O'Leary (161 rec), Rashad Greene (146 rec)	

TOTAL OFFENSE

Had 700 or more yards total offense:	vs. Clemson, 2000 (771)
Had 650-699 yards total offense:	vs. Clemson, 2012 (667)
Had 600-649 yards total offense:	vs. Idaho, 2013 (645)
Had 550-599 yards total offense:	at Louisville, 2014 (574)
Had 500-549 yards total offense:	at NC State, 2014 (531)
Had 450-499 yards total offense:	at Syracuse, 2014 (482)
Had 400-449 yards total offense:	at Miami, 2012 (447)
Had 151-200 yards total offense:	vs. Wake Forest, 2006 (139)
Had LESS than 150 yards total offense:	vs. Wake Forest, 2006 (139)
Had LESS than 100 yards total offense:	at Florida, 2011 (95)
Had 85 or more plays:	at Miami, 2008 (86)
Had 75-84 plays:	at Louisville, 2014 (78)
Had FEWER than 55 plays:	vs. Syracuse, 2013 (45)

SCORING

Scored 80 or more points:	vs. Idaho, 2013 (80)
Scored 70-79 points:	vs. Wake Forest, 1995 (72)
Scored 60-69 points:	vs. Maryland, 2013 (63)
Scored 50-59 points:	at NC State, 2014 (56)
Scored 40-49 points:	at Louisville, 2014 (42)
Scored 30-39 points:	vs. Notre Dame, 2014 (31)
Allowed 60 or more points:	Never
Allowed 50-59 points:	vs. Florida (97 Sugar), 1996 (52)
Allowed 40-49 points:	at NC State, 2014 (41)
Allowed 30-39 points:	at Louisville, 2014 (31)
FSU lost by 45 or more points:	at Miami, 1976, (47)
FSU lost by 35-44 points:..	at Virginia Tech, 1974 (35)
Scored on first drive of game:	at Syracuse, 2014
FSU lost by 30 or more points:	at Oklahoma, 2010 (30)
FSU lost by 20-29 points:	at Florida, 2009 (27)
Was held scoreless:	vs. Wake Forest, 2006 (30-0)
Was held scoreless at home:	vs. Wake Forest, 2006 (30-0)
Was held scoreless on the road:	vs. Miami, 1988 (31-0)
Held opponent scoreless:	vs. Maryland, 2013 (63-0)
Held opponent scoreless at home:	vs. Maryland, 2013
Held opponent scoreless on the road:	at Notre Dame, 2003 (37-0)
Held opp. scoreless/neutral site:	Kansas, (Meadowlands) 1993, (42-0)
Held opponent without a touchdown:	vs. Wake Forest, 2014
Held two opponents scoreless in one season:	2012
Held three opponents scoreless in one season:	1993
Held four opponents scoreless in one season:	1993
Held five opponents scoreless in one season:	Never
Held an ACC opponent scoreless:	vs. Maryland, 2013 (63-0)
Held two ACC opponents scoreless:	1993
Held three ACC opponents scoreless:	1993
Held four ACC opponents scoreless:	Never
Scored a 2-point conversion:	at Virginia Tech 2012, EJ Manuel to Nick O'Leary
Scored a defensive 2-point conversion:	vs. Virginia Tech, 2010, Nigel Bradham
Scored 49 or more points in four consecutive games to open season:	2012

TURNOVERS

Committed nine turnovers:	at South Carolina, 1984 (7 Int., 2 Fum.)
Committed eight turnovers:	Never
Committed seven turnovers:	vs. Wake Forest, 2008 (5 Int., 2 Fum.)
Committed six turnovers:	at NC State, 1998 (6 Int.)
Committed five turnovers:	vs. Florida, 2012 (3 Ints., 2 Fumbles)
Committed four turnovers:	at NC State, 2014 (2 Ints, 2 Fumbles)
Lost five or more fumbles:	Never
Lost four or more fumbles:	vs. Duke, 2012 (4)
Lost three or more fumbles:	vs. Jacksonville State, 2009 (3)
Did not commit a turnover:	vs. The Citadel, 2014
Did not commit a turnover in consecutive games:	NC St & Va Tech (2008)
Lost a game and did not commit a turnover:	vs. North Carolina, (2010)
Recorded six or more takeaways:	at Wake Forest, 2013 (6 INTs, 1 Fum.)
Recorded five takeaways:	vs. South Carolina, 2010 (3 INTs, 2 Fum.)
Recorded four takeaways:	vs. Idaho, 2013 (9 INTs)
Recorded three takeaways:	at Syracuse, 2014 (3 INTs)
Returned an interception for a TD:	vs. Oklahoma State, 2014
Nate Andrews (3 yards)	
Returned two or more interceptions for TDs:	vs. Idaho, 2013
Telvin Smith (79 yards) and E.J. Levenberry (78 yards)	
Returned a fumble for a TD:	vs. Wake Forest, 2014
Reggie Northrup (31 yards)	
Returned two fumbles for a TD:	vs. Wisconsin, 2008
Derek Nicholson (75 yards) and Dekoda Watson (51 yards)	
Returned two takeaways for a TD:	vs. Idaho, 2013
Telvin Smith (79-yard INT) and E.J. Levenberry (78-yard INT)	

DEFENSE

Held opp. to 0 or fewer rushing yards:	at Colorado, 2007 (27)
Held opp. to 1-10 rushing yards:	vs. Duke, 2007 (9)
Held opp. to 11-50 rushing yards:	vs. Wake Forest, 2014 (40)
Held opp. to 51-100 rushing yards:	vs. Duke, 2013 (89)
Held opp. to 101-200 passing yards:	vs. Duke, 2013 (140)
Held opp. to 51-100 passing yds:	vs. Wake Forest, 2014 (86)
Held opp. to 50 or fewer passing yds:	vs. Savannah State, 2012 (9)
Held opp. to 25 or fewer passing yds:	vs. Savannah State, 2012 (9)
Held opp. to 201-300 yds total offense:	vs. Oklahoma State, 2014 (203)
Held opp. to 151-200 yds total offense:	at Florida, 2013 (193)
Held opp. to 101-150 yds total offense:	vs. Wake Forest, 2014 (126)
Held opp. to 100 or fewer yds total offense:	vs. Savannah State, 2012 (28)
Intercepted six or more passes:	at Wake Forest, 2013 (6)
Intercepted five passes:	vs. Wake Forest, 1997
Intercepted four passes:	vs. Idaho, 2013
Intercepted three passes:	at Syracuse, 2014
Recovered three fumbles:	vs. Florida, 2010
Scored a safety:	vs. Bethune-Cookman, 2013
Scored two or more safeties:	vs. Central Florida, 1995
Scored on a blocked FG:	vs. Clemson, 2006 (Tony Carter 69 yards)
Recorded 10 or more sacks:	vs. Wake Forest, 1997 (11)
Recorded nine sacks:	vs. Miami, 2005
Recorded eight sacks:	vs. BYU, 2010
Recorded seven sacks:	vs. Idaho, 2013
Recorded six sacks:	vs. Murray State, 2012
Recorded five sacks:	at Maryland, 2012
Recorded 10 or more tackles for loss:	vs. Wake Forest, 2014 (11)
Held opponent to 10 or fewer first downs:	vs. Wake Forest, 2014 (10)
Broke up 10 or more passes:	vs. Notre Dame, 2014 (10)
Held opponent to neg. rushing yards in a half:	vs. Wake Forest, 2014 (26, 1st)

SPECIAL TEAMS

Returned a punt for a TD:	vs. Duke, 2012 (Tyler Hunter, 75 yds)
Returned three or more punts for TDs in a season:	2012
Rashad Greene (Murray State & Wake Forest), Tyler Hunter (Duke)	
Returned two punts for a TD in a season:	Rashad Greene, 2012
vs. Murray State, vs. Wake Forest	
Returned a blocked punt for a TD:	vs. UCLA, 2006 (Lawrence Timmons, 25 yds)
Blocked a punt for a safety:	vs. Colorado (JAX), 2008
Returned a kickoff for a TD:	vs. Auburn (BCS Champ), 2013 (Kermit Whitfield, 100 yards)
Blocked one punt:	vs. Samford, 2010 (Chris Thompson)
Blocked two punts:	vs. NC State, 2005 (Houllis, Church)
Blocked three punts:	Never
Punted 10 or more times:	at NC State, 2004 (11)
Punted 9 times:	at Florida, 2011
Did not record a punt:	vs. Samford, 2010
Punted Once:	vs. Wake Forest, 2014
Blocked a field goal:	vs. Clemson, 2010 (Nigel Bradham)
Blocked two field goals:	at Duke, 2003 (B.J. Ward)
Blocked a FG and returned for a TD:	vs. Clemson, 2006 (Tony Carter 69 yds)
Missed a field goal:	at Louisville, 2014
Had a field goal blocked:	Gary Cismesia at Maryland, 2006
Had a FG blocked and returned for a TD:	Gary Cismesia at Florida, 2005
Blocked a PAT kick:	at Wake Forest, 2011 (Jacobbi McDaniel)
Scored on a blocked PAT:	vs. Virginia Tech, 2010 (Nigel Bradham)
Missed a kicking PAT:	vs. Savannah State, 2012
Had a kicking PAT blocked:	vs. Florida, 2008 (Graham Gano)
Had a punt blocked:	at NC State, 2012 (Cason Beatty)
Recovered an on-side kick:	at Wake Forest, 2009
Kicked three field goals:	vs. The Citadel, 2014 (Roberto Aguayo)
Kicked four field goals:	at Miami, 2012 (Dustin Hopkins)
Kicked five field goals or more:	vs. Wake Forest, 2014 (Roberto Aguayo, 5)

MISCELLANEOUS

Had 30 or more first downs:	vs. Duke, 2013 (31)
Had 20-29 first downs:	at Louisville, 2014 (25)
Had FEWER than 10 first downs:	at Florida, 2011 (7)
Had 20 or more penalties:	vs. Duke, 1997 (20)
Had 15-19 penalties:	at North Carolina, 2009 (16)
Had 10-14 penalties:	at NC State, 2014 (10)
Had 150 or more yards in penalties:	vs. West Virginia, 2005 (174)
Had 100-149 yards in penalties:	at Clemson, 2013 (104)
Had less than 25 yards in penalties:	vs. The Citadel, 2014 (20)
Had ZERO penalties:	vs. Virginia Tech, 2010
Had 35 minutes or more possession time:	at Syracuse, 2014 (36:27)
Was involved in a tie game:	vs. Florida, 1994 (31-31)
Was involved in an overtime game:	vs. Clemson, 2014 (W, 23-17)
Scoring Drive of 20 or more plays:	vs. Notre Dame, 2002 (20)
Scoring Drive of 15 or more plays:	vs. ULM, 2010 (17)
Scoring Drive of 99 yards:	vs. Boston College, 2012 (6-99, TD)

The Last Time A Florida State Player...

RUSHING

Rushed 35 or more times:	Never
Rushed 30-34 times:	Greg Jones at Miami, 2002 (31)
Rushed 25-29 times:	Chris Thompson at NC State, 2012 (25)
Rushed 20-24 times:	Dalvin Cook at Syracuse, 2014 (23)
Rushed for 300 or more yards:	Greg Allen vs. Western Carolina, 1981 (322)
Rushed for 200-299 yards:	Sammie Smith vs. Tulane, 1988 (212)
Rushed for 175-199 yards:	Chris Thompson vs. Wake Forest, 2012 (197)
Rushed for 150-174 yards:	Chris Thompson at Miami, 2010 (14-158)
Rushed for 125-149 yards:	Karlos Williams at NC State, 2014 (21-126)
Rushed for 100-124 yards:	Dalvin Cook at Louisville, 2014 (9-110)
QB rushed for 100 or more yards:	EJ Manuel vs. Clemson, 2012 (12-102)
QB rushed for 80-99 yards:	Jameis Winston at Boston College, 2013 (67)
QB rushed for a TD of 50+ yards:	D'Ontrey Richardson vs. UTC, 2008 (55)
Four Rushing TDs:	Antone Smith at Miami, 2008
Three Rushing TDs:	Karlos Williams at NC State, 2014
Two Rushing TDs:	Dalvin Cook at Louisville, 2014
Two Players Rush For Two TDs:	James Wilder Jr. & Devonta Freeman vs. Miami, 2013
Had a run of 80 yards or more:	Chris Thompson vs. Wake Forest, 2012 (80)
Had a run of 60-79 yards:	Devonta Freeman vs. Idaho, 2013 (60)
Had a run of 50-59 yards:	Mario Pender vs. Wake Forest, 2014 (56)
Had a run of 40-49 yards:	Karlos Williams vs. Idaho, 2013 (45)
Rushed for TD on first career carry:	Mario Pender vs. Oklahoma State, 2014

PASSING

Passed for 400 or more yards:	Jameis Winston at Louisville, 2014 (401)
Passed for 300-399 yards:	Jameis Winston at Syracuse, 2014 (317)
Passed for 200-299 yards:	Jameis Winston vs. Notre Dame, 2014 (273)
Attempted 45 or more passes:	Jameis Winston at Louisville, 2014 (48)
Attempted 35-44 passes:	Jameis Winston at Syracuse, 2014 (36)
Completed 40 or more passes:	Drew Weatherford vs. Penn St., 2006 (43)
Completed 30-39 passes:	Jameis Winston at Syracuse, 2014 (30)
Threw five TD passes:	Jameis Winston vs. Maryland, 2013
Threw four TD passes:	Jameis Winston at NC State, 2014
Threw six interceptions:	Chris Wienke at NC State, 1998
Threw four interceptions:	Chris Rix vs. Miami, 2001
Threw three interceptions:	Jameis Winston at Louisville, 2014
Completed a pass of 80 yards or more:	Winston to O'Leary at Clemson, 2013 (94)
Completed a pass of 70-79 yds:	Maguire to Greene vs. Clemson, 2014 (74)
Completed pass of 50-69 yds:	Winston to Rudolph at Louisville, 2014 (68)
Passed for 4 TDs in a half:	Jameis Winston vs. Maryland, 2nd half, 2013
Passed for 3 TDs in a half:	Jameis Winston at Louisville, 2nd half, 2014
Completed a pass to 10 receivers:	Jameis Winston vs. Wake Forest, 2014 (12)
QB completed first career pass for TD:	Clint Trickett vs. ULM, 2011
QB completed 3 passes of 50 yds in Q1:	EJ Manuel at Duke, 2011 (1st Qtr.)
QB completed 2 passes of 50 yds in Q1:	Jameis Winston vs. Wake Forest 2014 (4th Qtr.)

FLORIDA STATE FOOTBALL

THE LAST TIME IT HAPPENED

RECEIVING

Caught 15 or more passes:	Ron Sellers vs. South Carolina, 1968 (16)
Caught 10-14 passes:	Rashad Greene at NC State, 2014 (11)
Had 200 or more rec. yards:	Rashad Greene vs. Oklahoma State, 2014 (203)
Had 175-199 yards receiving:	Rod Owens at North Carolina, 2009 (199)
Had 150-174 yards receiving:	Nick O'Leary at Clemson, 2013 (161)
Had 100-149 yards receiving:	Rashad Greene vs. Notre Dame, 2014 (108)
Had two players with 100-149 yards receiving:	at NC State, 2014 Rashad Greene (125) and Jesus Wilson (109)
Caught three TDs:	Kelvin Benjamin at Florida, 2013
Caught two TDs:	Jesus Wilson at NC State, 2014
Caught a 2 pt. conversion:	Nick O'Leary (from EJ Manuel) at Virginia Tech, 2012

TOTAL OFFENSE

Had 500 or more yards:	Chris Weinke vs. Clemson, 2000 (509)
Had 400-499 yards:	Jameis Winston at Clemson, 2013 (446)
QB had 100 yards both passing and rushing:	EJ Manuel vs. Clemson, 2012 (380 passing, 102 rushing)

ALL-PURPOSE YARDS

Had 200 or more yards:	Rashad Greene vs. Oklahoma State, 2014 (203)
------------------------	--

SCORING

Accounted for five TDs:	Jameis Winston vs. Maryland, 2013 (5 pass)
Accounted for four TDs:	Jameis Winston at NC State, 2014 (4 pass)
Accounted for three TDs:	Karlos Williams at NC State, 2014 (3 rush)
Scored four or more TDs:	Antone Smith at Miami, 2008 (4 rush)
Scored three TDs:	Karlos Williams at NC State, 2014 (3 rush)
Scored two TDs:	Dalvin Cook at Louisville, 2014 (2 rush)
Two players scored two TDs:	at NC State, 2014 Karlos Williams (3 rush) and Jesus Wilson (2 rec)
Three players scored two TDs:	vs. Idaho, 2013 Kenny Shaw (2 rec), Karlos Williams (2 rush) and Kelvin Benjamin (2 rec)

DEFENSE

Intercepted three or more passes:	Mario Edwards at Wake Forest, 1998 (4)
Intercepted two passes:	Jacob Pugh vs. Notre Dame, 2014
Five consecutive games with an interception:	Terrell Buckley (11/2/91-11/9/92) Patrick Robinson (10/6/07-11/3/07)
Recovered two fumbles:	Xavier Rhodes vs. Florida, 2010
Recovered three or more fumbles:	Ron Wallace vs. Wichita St., 1968 (3)
Recorded five or more sacks:	Daryl Bush vs. N. Carolina, 1997 (5)
Recorded four sacks:	Bjoern Werner vs. Murray State, 2012
Recorded three sacks:	Bjoern Werner vs. Florida (3.5), 2012
Recorded three sacks in three games in a season:	Everette Brown, 2008 vs. Virginia Tech, vs. Clemson and at Maryland
Recorded two sacks:	Timmy Jernigan vs. Idaho, 2013 (2.5)
Recorded 15 or more tackles:	Telvin Smith vs. Auburn (BCS Champ), 2013 (15)
Recorded 10-14 tackles:	Reggie Northrup at Louisville, 2014 (12)
Forced two or more fumbles:	Jalen Ramsey at NC State, 2014 (2)
Returned a fumble for a TD:	Reggie Northrup vs. Wake Forest, 2014 (31 yds)
Two Players Returned a fumble for a TD in a game:	vs. Wisconsin, 2008 Derek Nicholson and Dekoda Watson
Returned a INT for a TD:	Nate Andrews vs. Oklahoma State, 2014 (9 yds)
DT Returned a INT for a TD:	Markus White vs. Miami, 2009 (31 yds)
Recorded four or more pbuss:	Greg Reid vs. South Carolina, 2010 (4)
Recorded 5 TFL in a game:	Bjoern Werner vs. Murray State, 2012
Recorded 4 TFL in a game:	Timmy Jernigan vs. Idaho, 2013 (4.5)
Recorded 3 TFL in a game:	Mario Edwards, Jr. vs. Wake Forest, 2014 (3)

SPECIAL TEAMS

Scored 13 or more points kicking:	Roberto Aguayo vs. Wake Forest, 2014 (19)
Scored five FGs:	Roberto Aguayo vs. Wake Forest, 2014
Kicked four FGs:	Dustin Hopkins at Miami, 2012
Kicked three FGs:	Roberto Aguayo vs. The Citadel, 2014
Kicked two FGs of 50 or more yds:	Dustin Hopkins vs. Florida, 2012 (50, 53)
Kicked one FG of 50-59 yards:	Roberto Aguayo vs. Wake Forest, 2014 (52)
Kicked a 60 yard field goal:	Gary Cismesia at Florida, 2007 (60)
Had a 50+ yard FG in five straight games:	Graham Gano, 2008
Kicked 19 or more consecutive FG:	Roberto Aguayo, 2013-14 (23)
Kicked 18 consecutive FG:	Graham Gano, 2008 (18)
Kicked 17 consecutive FG:	Dustin Hopkins, 2010-11 (17)
Kicked game-winning FG as time expired:	Dustin Hopkins vs. Clemson, 2010 (55)
Had a punt of 70 or more yards:	Sean Liss at Miami, 1996 (76)
Had a punt of 60-69 yards:	Shawn Powell vs. Miami, 2011 (66)
Had two punts of 60 or more yards:	Shawn Powell vs. Miami, 2011 (66, 63)
Had three punts over 50 yards:	Shawn Powell vs. Notre Dame, 2011
Had four punts over 50 yards:	Shawn Powell vs. Virginia, 2011
Punted nine or more times:	Graham Gano at Clemson, 2007 (9)
Had 3 punts downed inside the opponent's five:	Graham Gano vs. Wisconsin, 2008
Had a net punting average of 50 or better:	Cason Beatty vs. Nevada, 2013 (1-53)
Totalled 175 or more kick return yards:	Lamarcus Joyner vs. Clemson, 2012 (5-185)
Totalled 100-174 kick return yards:	Kermit Whitfield vs. Auburn (BCS Champ), 2013 (172)
Totalled 100 or more punt return yards:	Tyler Hunter vs. Duke, 2012 (5-122)
Blocked a punt:	Chris Thompson vs. Samford, 2010
Blocked two punts:	Dexter Jackson vs. North Carolina, 1996
Blocked three punts:	Never
Blocked a field goal:	Nigel Bradham vs. Clemson, 2010
Blocked a field goal and ret. for TD:	Tony Carter vs. Clemson, 2006 (69 yards)
Blocked a PAT kick:	Jacobi McDaniel at Wake Forest, 2011
Returned a blocked PAT for 2 points:	Nigel Bradham vs. Virginia Tech, 2010
Returned a kickoff for TD:	Kermit Whitfield vs. Auburn (BCS Champ), 2013 (100)
Returned a punt for a TD:	Tyler Hunter vs. Duke, 2012 (75)
Returned two punts for a TD in a season:	Rashad Greene, 2012
Returned a punt for first score of game:	Rashad Greene vs. Murray State, 2012 (47 yds)
Returned a punt for first score of season:	Rashad Greene vs. Murray State, 2012
Blocked a punt for a safety:	Dekoda Watson vs. Colorado, 2008

The Last Time An Opposing Player...

RUSHING

Rushed 40 or more times:	not since 1985
Rushed 30-39 times:	Tre Mason, Auburn, 2013 (34)
Rushed 25-29 times:	Michael Dyer, Louisville, 2014 (28)
Rushed for 300 yards or more:	Sam Dejarnette, So. Miss., 1982 (304)
Rushed for 200-299 yards:	Sam Dejarnette, So. Miss., 1982 (304)
Rushed for 150-199 yards:	Tre Mason, Auburn, 2013 (195)
Rushed for 100-149 yards:	Michael Dyer, Louisville, 2014 (134)
Rushed for three TDs:	Michael Dyer, Louisville, 2014
Rushed for two TDs:	Shadrach Thornton, NC State, 2014
Had a run of 80 or more yards:	Josh Adams, Wake Forest, 2007 (83)
Had a run of 70-79 yards:	Shadrach Thornton, NC State, 2013 (72)
Had a run of 60-69 yards:	Jeff Demps, Florida, 2009 (62)
Had a run of 50-59 yards:	Trey Burton, Florida, 2013 (50)

PASSING

Passed for 500 or more yards:	Jeff Van Raaphorst, Ariz. St., 1984 (532)
Passed for 400-499 yards:	T.J. Yates, North Carolina, 2010 (439)
Passed for 300-399 yards:	Will Gardner, Louisville, 2014 (330)
Passed for 200-299 yards:	Deshaun Watson, Clemson, 2014 (266)
Attempted 60 or more passes:	Scott Milanovich, Maryland, 1995 (62)
Attempted 50-59 passes:	Everett Golson, Notre Dame, 2014 (52)
Attempted 40-49 passes:	Jacoby Brissett, NC State, 2014 (48)
Completed 30-39 passes:	Everett Golson, Notre Dame, 2014 (31)
Completed 20-29 passes:	Will Gardner, Louisville, 2014 (20)
Threw five TD passes:	Russell Wilson, NC State, 2009
Threw four TD passes:	Chase Rettig, Boston College, 2013
Threw three TD passes:	Everett Golson, Notre Dame, 2014
Completed a pass of 75+ yards:	Marc Verica to Kris Burd, Virginia, 2010 (76)
Completed a pass of 50+ yards:	Will Gardner to DeVante Parker, Louisville, 2014 (71)

RECEIVING

Caught 15 or more passes:	Alvin Pearman, Virginia, 2003 (16)
Caught 10-14 passes:	Ryan Broyles, Oklahoma, 2010 (12)
Caught 7-9 passes:	DeVante Parker, Louisville, 2014 (8)
Had 200 or more yards receiving:	DeVante Parker, Louisville, 2014 (214)
Had 150-199 yards receiving:	Quintin McCree, Maryland, 2011 (177)
Had 100-149 yards receiving:	Bo Hines, NC State, 2014 (93)
Caught five TD passes:	Torry Holt, NC State, 1997
Caught three TD passes:	Jarvis Williams, NC State, 2009
Caught two TD passes:	Corey Robinson, Notre Dame, 2014

SCORING

Scored five TDs:	Torry Holt, NC State, 1997 (5 receiving)
Scored three TDs:	Michael Dyer, Louisville, 2014 (3 rush)
Scored two TDs:	Steve Ishmael, Syracuse, 2014 (2 receiving)

DEFENSE

Intercepted three passes:	Brian Wilkins, Georgia Tech, 1996
Intercepted two passes:	Gerod Holliman, Louisville, 2014
Recorded three sacks:	Kenny Tate, Maryland, 2012
Recorded two sacks:	Vic Beasley, Clemson, 2014
Recorded 15 or more tackles:	James Sample, Louisville, 2014 (15)

SPECIAL TEAMS

Scored 10 or more points kicking:	Niklas Sade, NC State, 2014 (11)
Kicked four field goals:	Nate Freese, Boston College, 2010
Kicked a 50-yard field goal:	Chandler Cantazaro, Clemson, 2012 (50)
Kicked a 60-yard punt:	Alexander Kinal, Wake Forest, 2014 (63)
Kickoff Return of 50 yards or more:	Myles Willis, Boston College, 2013 (71)
Punt Return of 50 yards or more:	Marcus Roberson, Florida, 2012 (50)
Missed three field goals:	Sam Swank, Wake Forest, 2008

The Last Time An Opposing Team...

RUSHING

Had 400 or more yards rushing:	Georgia Tech, 2009 (401)
Had 300-399 yards rushing:	Florida, 2009 (311)
Had 200-299 yards rushing:	The Citadel, 2014 (250)
Had 26-100 yards rushing:	Wake Forest, 2014 (40)
Had 11-25 yards rushing:	Savannah State, 2012 (19)
Had 1-10 yards rushing:	Duke, 2007 (9)
Had FEWER than 0 yards rushing:	Colorado, 2007 (-27)
Had 50 or more rushing attempts:	The Citadel, 2014 (56)
Had six rushing TDs:	Georgia Tech, 2009
Had five rushing TDs:	Auburn, 1985
Had four rushing TDs:	Georgia Tech, 2008
Had a player with 100 yards rushing in a game:	Louisville, 2014
Had two players with 100 yards rushing in a game:	Georgia Tech, 2009

PASSING

Had 400 or more yards passing:	North Carolina, 2010 (439)
Had 300-399 yards passing:	Louisville, 2014 (330)
Had 200-299 yards passing:	Syracuse, 2014 (256)
Had 100-199 yards passing:	Duke, 2013 (140)
Had 50-99 yards passing:	Wake Forest, 2014 (86)
Had FEWER than 50 yards passing:	Savannah State, 2012 (9)
Had 60 or more pass attempts:	Maryland, 1995 (62)
Had 50-59 pass attempts:	Notre Dame, 2014 (52)
Completed 30 or more passes:	Notre Dame, 2014 (31)
Had five passing TDs:	NC State, 2009
Had four passing TDs:	Boston College, 2013
Had three passing TDs:	Notre Dame, 2014

RECEIVING

Had one player with 200 yds receiving:	Louisville, 2014 (214)
Had one player with 100 yds receiving in a game:	NC State, 2014 (103)
Had 11 or more players catch a pass:	Clemson, 2014 (11)
Had 10 players catch a pass:	Duke, 2011
Had nine players catch a pass:	Idaho, 2013

TOTAL OFFENSE

Had 600 or more yards total offense:	Arizona State, 1984 (651)
Had 500-599 yards total offense:	NC State, 2014 (520)
Had 400-499 yards total offense:	Louisville, 2014 (488)
Had 300-399 yards total offense:	The Citadel, 2014 (322)
Had 201-299 yards total offense:	Duke, 2013 (239)
Had 125-200 yards total offense:	Wake Forest, 2014 (126)
Had FEWER than 125 yards total offense:	Savannah State, 2012 (28)
Had 80 or more plays:	Notre Dame, 2014 (87)
Had 70-79 plays:	Louisville, 2014 (71)

SCORING

Scored 60 or more points:	Never
Scored 50-59 points:	Florida ('97 Sugar), 1996 (52)
Scored 40-49 points:	NC State, 2014 (41)
Scored 30-39 points:	Louisville, 2014 (31)
Scored a two-point conversion:	Clemson, 2009 (run)

TURNOVERS

Had five fumbles:	Kentucky, 2007 (5)
Had three fumbles LOST:	Florida, 2010
Had three or more passes intercepted:	Wake Forest, 2013 (6)
Did not commit a turnover:	The Citadel, 2014
Intercepted seven passes:	South Carolina, 1984
Intercepted six passes:	NC State, 1998
Intercepted five passes:	Wake Forest, 2008
Intercepted four passes:	Wake Forest, 2011
Intercepted three passes:	Louisville, 2014
Returned an INT for a TD:	Virginia Tech, 2010 (Gouveia-Winslow, 24 yards)
Returned a fumble for a TD:	Notre Dame, 2011 (Motta, 29 yards)

DEFENSE

Held FSU to 10 or fewer first downs:	Florida, 2011 (7)
Scored a safety:	Virginia Tech, 2012
Held FSU to less than zero yards rushing:	Virginia Tech, 2012 (-15)
Held FSU to 0-25 yards rushing:	Clemson, 2014 (13)
Held FSU to 26-50 yards rushing:	Notre Dame, 2014 (50)
Held FSU to 201-300 yards passing:	Notre Dame, 2014 (273)
Held FSU to 101-200 yards passing:	Georgia Tech, 2012 (134)
Held FSU to 100 or fewer yards passing:	Florida, 2011 (65)
Held FSU to 100 or fewer yards total offense:	Florida, 2011 (95)
Held FSU to 101-300 yards total offense:	Wake Forest, 2013 (296)
Had five or more sacks:	Clemson, 2014 (5)

SPECIAL TEAMS

Returned a punt for a TD:	Ronnie Hamilton, Duke, 2001 (63 yds)
Returned a blocked punt for a TD:	Markese Fitzgerald, Miami, 2001 (5 yds)
Returned a kickoff for a TD:	Justin Miller, Clemson, 2004 (86 yds)
Punted 10 or more times:	Maryland, 2013 (11)
Punted 9 times:	Wake Forest, 2014
Punted Once:	Florida, 2009
Did not punt:	Georgia Tech, 2009
Missed a kicking PAT:	The Citadel, 2014
Recovered an on-sides kick:	NC State, 2013
Attempted an on-sides kick:	Oklahoma State, 2014
Blocked a PAT:	North Carolina, 2003
Blocked a Field Goal:	Florida, 2005
Returned a blocked FG for a TD:	Reggie Lewis, Florida, 2005 (52 yards)
Blocked a Punt:	NC State, 2012

MISCELLANEOUS

Had 30 or more first downs:	Florida, 1990 (31)
Had 20-29 first downs:	Louisville, 2014 (24)
Had fewer than 10 first downs:	Florida, 2013 (8)
Had 10 or more penalties:	Wake Forest, 2013 (10)
Had 100 or more yards in penalties:	Wake Forest, 2013 (100)
Did not commit a penalty:	The Citadel, 2014
Had 35 minutes or more of possession time:	Syracuse, 2013 (41:42)
Had one 100-yard rusher and one 100-yard receiver:	Louisville, 2014
Had fewer than 20 yards in the first quarter:	Maryland, 2012 (18)
Had fewer than 20 yards in any quarter:	Wake Forest, 2014 (-26, 2nd)
Had no first downs in the first quarter:	Savannah State, 2012
Had no first downs in any quarter:	Wake Forest, 3rd, 2013
Had no first downs in a half:	Charleston Southern, 1st, 2011

FLORIDA STATE FOOTBALL

2014 SEASON RECAPS AND BOX SCORES



Game 1, August 30 (1/1) Florida State 37, (RV/RV) Oklahoma St. 31 Dallas, Texas

- Florida State extended its winning streak to 17 games - matching the program record set from Aug. 28, 1999 to Oct. 7, 2000.
- Senior wide receiver Rashad Greene became the sixth FSU player to tally over 200 yards receiving in a game as he caught 11 passes for a career-high 203 yards. He moved from sixth to fourth on the FSU all-time list in receiving yards (2,668), passing Greg Carr and Kez McCorvey.
- Redshirt sophomore quarterback Jameis Winston eclipsed the 300-yard passing mark for the eighth time in his career, finishing with 370 yard on 25-for-40 passing. He sits fifth all-time in FSU history in career 300-yard games. Winston also added his longest run from scrimmage on a 28-yard score in the third quarter.
- Redshirt sophomore running back Mario Pender made the most of his first career carry, toting it 11 yards for a touchdown in the second quarter. He is the first Seminole to score on their first touch since Karlos Williams dashed 65 yards against Nevada in 2013.
- Sophomore safety Nate Andrews scored the first touchdown of the season for Florida State on a 9-yard interception return in the first quarter. The Seminole defense held OSU to just 33 yards in the opening 15 minutes.
- A forced fumble in the fourth quarter by P.J. Williams on OSU quarterback J.W. Walsh was quickly followed by a 50-yard Rashad Greene touchdown catch to extend FSU's lead to 37-24.
- Sophomore safety Jalen Ramsey set a new career high with 12 tackles, including seven solo.

	1	2	3	4	FINAL
Florida State	10	7	10	10	37
Oklahoma State	0	10	7	14	31

SCORING SUMMARY

First Quarter

08:51 FS Aguayo, R. 36 yd field goal, FS 3 - OSU 0
08:37 FS Andrews, N. 9 yd TD INT (KICK by Aguayo, R.), FS 10 - OSU 0

Second Quarter

08:19 FS Pender, M. 11 yd TD RUSH (KICK by Aguayo, R.), FS 17 - OSU 0
03:58 OSU Roland, Desmond 1 yd TD RUSH (KICK by Grogan, Ben), FS 17 - OSU 7
00:00 OSU Grogan, Ben 37 yd field goal, FS 17 - OSU 10

Third Quarter

11:50 FS Aguayo, R. 27 yd field goal, FS 20 - OSU 10
10:45 OSU Glidden, David 55 yd TD PASS from Walsh, J.W. (KICK by Grogan), FS 20 - OSU 17
05:26 FS Winston, J. 28 yd TD RUSH (KICK by Aguayo, R.), FS 27 - OSU 17

Fourth Quarter

11:51 OSU Walsh, J.W. 24 yd TD RUSH (KICK by Grogan, Ben), FS 27 - OSU 24
05:13 FS Aguayo, R. 37 yd field goal FS 30 - OSU 24
03:58 FS Greene, R. 50 yd TD PASS from Winston, J. (KICK by Aguayo, R.), FS 37 - OSU 24
01:55 OSU Walsh, J.W. 3 yd TD RUSH (KICK by Grogan, Ben), FS 37 - OSU 31

TEAM STATISTICS

	FS	OSU
FIRST DOWNS	23	22
RUSHES-YARDS (NET)	31-106	42-161
PASSING YDS (NET)	370	203
Passes Comp-Att-Int	25-40-2	15-28-1
TOTAL OFFENSIVE PLAYS-YARDS	71-476	70-364
Fumble Returns-Yards	1-0	0-0
Punt Returns-Yards	1-2	2-32
Kickoff Returns-Yards	3-44	7-159
Interception Returns-Yards	1-9	2-14
Punts (Number-Avg)	5-35.8	6-40.0
Fumbles-Lost	1-0	2-1
Penalties-Yards	8-71	7-70
Possession Time	33:05	26:55
Third-Down Conversions	4 of 14	8 of 16
Fourth-Down Conversions	0 of 1	0 of 1
Red Zone Scores-Chances	4 of 5	3 of 3
Sacks By: Number-Yards	1-14	2-20
Attendance: 61,521		

RUSHING: Florida State - Williams 23-66; Pender 3-31; Winston 5-9. **Oklahoma State** - Walsh 11-51; Childs 10-47; Hill 8-44; Roland 12-28; TEAM 1-minus 9.

PASSING: Florida State - Winston 25-40-2-370. **Oklahoma State** - Walsh 15-27-1-203.

RECEIVING: Florida State - Greene 11-203; Williams 5-36; Whitfield 3-30; O'Leary 3-28; Green 2-73; Pender 1-0. **Oklahoma State** - Hill 6-62; Glidden 2-74; Sheperd 2-29; Seales 2-26; Washington 1-5; Lacy 1-5; Seaton 1-2.

TACKLES (UA-A): Florida State - Ramsey 7-5; Smith 6-6; Northrup 2-5; Hunter 3-3; Edwards 2-2; Walker 2-2; Lawrence-Stample 3-1; Levenberry 2-1; Darby 0-3; Goldman 2-1; Stevenson 1-1; Williams 2-0; Andrews 1-1; Jackson 0-1; Mitchell 0-1; Hoskins 1-0; Aguayo 1-0; Marshall 0-1; White 1-0; Jackson 1-0. **Oklahoma State** - Sterns 7-1; Jacobs 1-6; Simmons 4-3; Dgbah 4-2; Peterson 4-1; Flowers 4-1; Furman 2-3; Castleman 1-4; Stephens 2-1; Bean 3-0; Lampkin 2-0; Wren 0-2; Clark 0-2; Hautau 1-1; Akem 1-0; Johnson 1-0; Smith 0-1; Taylor 1-0.

Game 2, September 6 (1/1) Florida State 37, The Citadel 12 Tallahassee, Fla.



- With a 37-12 victory over The Citadel, Florida State extended its win streak to a new program record of 18 games.
- Following its win over The Citadel, Florida State has now gone 611 minutes and 49 seconds (611:49) without trailing in a regular season game.
- The Seminoles have now scored 30 points or more in 17 consecutive games.
- Sophomore kicker Roberto Aguayo made seven kicks against The Citadel, including four extra points and three field goals. He now has made 59 consecutive kicks, including 44 straight PATs and 15 straight field goals.
- Two Seminoles recorded the first touchdowns of their careers against The Citadel. Sophomore wideout Jesus "Bobo" Wilson scored on a 12-yard pass from Jameis Winston, while freshman tailback Dalvin Cook scampered in on a five-yard rushing TD for the first score of his career.
- Senior tight end Nick O'Leary tied his career high with five catches, posting 51 yards and a touchdown. O'Leary is now just 73 yards away from tying former Seminole Gary Parris (1970-72) for the most receiving yards by an FSU tight end (1,125 yards). O'Leary has 1,052 yards for his career.
- Junior Mike linebacker Reggie Northrup posted the second double-digit tackle performance of his career as he tallied 10 tackles against the Bulldogs.
- Redshirt junior defensive end Derrick Mitchell Jr. recorded a career-high four tackles, twice his previous career high of two against Idaho in 2013.

	1	2	3	4	FINAL
Florida State	14	14	6	3	37
The Citadel	0	0	0	12	12

SCORING SUMMARY

First Quarter

09:48 FS Karlos Williams 1 yd run (Roberto Aguayo kick), FS 7 - CIT 0
03:43 FS Jesus Wilson 12 yd pass from Jameis Winston (Roberto Aguayo kick), FS 14 - CIT 0

Second Quarter

07:28 FS Dalvin Cook 5 yd run (Roberto Aguayo kick), FS 21 - CIT 0
00:29 FS Nick O'Leary 1 yd pass from Jameis Winston (Roberto Aguayo kick), FS 28 - CIT 0

Third Quarter

11:17 FS Roberto Aguayo 22 yd field goal, FS 31 - CIT 0
06:05 FS Roberto Aguayo 27 yd field goal, FS 34 - CIT 0

Fourth Quarter

10:12 CIT Rudder Brown 10 yd pass from Aaron Miller (Austin Jordan kick failed), FS 34 - CIT 6
04:47 FS Roberto Aguayo 24 yd field goal, FS 37 - CIT 6
00:12 CIT D. Schultz 10 yd pass from Dominique Allen (Alex Grover pass failed), FS 37 - CIT 12

TEAM STATISTICS

	CIT	FS
FIRST DOWNS	21	28
RUSHES-YARDS (NET)	56-250	35-210
PASSING YDS (NET)	72	284
Passes Comp-Att-Int	5-14-0	25-32-0
TOTAL OFFENSIVE PLAYS-YARDS	70	67
Fumble Returns-Yards	0-0	0-0
Punt Returns-Yards	0-0	2-28
Kickoff Returns-Yards	0-0	1-12
Interception Returns-Yards	0-0	0-0
Punts (Number-Avg)	4-47.0	1-40.0
Fumbles-Lost	2-0	1-0
Penalties-Yards	0-0	3-20
Possession Time	33:35	26:25
Third-Down Conversions	11 of 17	4 of 8
Fourth-Down Conversions	0 of 2	0 of 0
Red Zone Scores-Chances	2-2	7-7
Sacks By: Number-Yards	0-0	0-0
Attendance: 81,294		

RUSHING: Florida State - Cook 13-67; Williams 9-66; Pender 7-38; Whitfield 2-33; Vickers 1-3; Winston 2-2; Maguire 1-1. **The Citadel** - Miller 14-61; Stenson 5-45; Renew 15-41; Jackson 5-39; Smith 6-37; A. Miller 7-21; Allen 3-4; Dorogy 1-2.

PASSING: Florida State - Winston 22-27-0-256; Maguire 3-5-0-28. **The Citadel** - A. Miller 3-11-0-46; Allen 2-2-0-26; TEAM 0-1-0-0.

RECEIVING: Florida State - O'Leary 5-51; Greene 4-80; Lane 3-37; Wilson 3-35; Haplea 2-19; Stevenson 2-18; Williams 2-15; Pender 2-13; Harrison 1-9; Whitfield 1-7. **The Citadel** - Schultztz 2-26; Brown 2-22; Glover 1-24.

TACKLES (UA-A): Florida State - Northrup 5-5; Ramsey 4-4; Levenberry 5-2; Casher 1-4; Terr. Smith 0-5; Andrews 2-2; Mitchell Jr. 1-3; Hoskins 1-3; Walker 3-0; Hunter 2-1; Darby 2-1; Nnadi 2-1; Marshall 1-2; Pugh 2-0; Hollin 1-1; Bryant 1-1; Lyons 0-2; Lawrence-Stample 0-2; Leonard 1-0; Shanks 1-0; Featherston 1-0; Christmas 0-1; Brutus 0-1; Edwards Jr. 0-1. **The Citadel** - Willis 6-3; Delaney 5-1; Floyd 4-2; Muhammad 4-1; W. Smith 3-2; C. Smith 2-3; Baxter 2-2; Robinson 1-3; Diggs 1-3; Riley 0-3; Carter 2-0; Richardson 2-0; Massey 2-0; Jeffreys 2-0; Harrell 1-1; Phillips 1-0; Pierce 1-0; Jeter 1-0; C. Miller 1-0; Crochet 0-1; Battle 0-1; Thomas 0-1; Mobley 0-1.

2014 SEASON RECAPS AND BOX SCORES

Game 3, September 20
(1/1) Florida State 23,
(22/24) Clemson 17 (OT)
Tallahassee, Fla.



- No. 1/1 Florida State secured a 23-17 overtime victory over No. 22/24 Clemson on a 12-yard touchdown run by senior running back Karlos Williams on the second play of the Seminoles' drive after FSU stopped Clemson on a 4th-and-1 on its overtime possession.
- Redshirt sophomore quarterback Sean Maguire made his first career start and finished with 304 yards on 21-of-39 passing with one touchdown and two interceptions.
- Senior wide receiver Rashad Greene eclipsed the 100-yard receiving mark for the ninth time in his career with nine receptions for 135 yards, including a game-tying 74-yard scoring grab with 6:04 left in the fourth quarter.
- Senior tight end Nick O'Leary recorded a career-high six receptions for 77 yards. He has totaled 287 yards in his last three games against the Tigers.
- Clemson took a 10-3 lead on a 1-yard touchdown run by D.J. Howard with 5:56 left in the second quarter to end Florida State's streak at 655 minutes and 53 seconds without trailing in a regular season game, dating back to Boston College on Sept. 28, 2013.
- Redshirt junior linebacker Terrance Smith (13) and sophomore defensive back Nate Andrews (8) each set career highs for tackles.
- Redshirt sophomore kicker Roberto Aguayo nailed a 50-yard field goal in the first quarter to give FSU a 3-0 lead - the second-longest kick of his career (53-yd vs Syracuse, 2013). Aguayo has now converted his last 62 kicks (16 FGs and 46 PATs).

	1	2	3	4	OT	FINAL
Florida State	3	0	7	7	6	23
Clemson	0	10	0	7	0	17

SCORING SUMMARY

First Quarter

07:40 FS Roberto Aguayo 50 yd field goal, FS 3 - CU 0

Second Quarter

14:52 CU Ammon Lakip 30 yd field goal, FS 3 - CU 3

05:56 CU D.J. Howard 1 yd run (Ammon Lakip kick), FS 3 - CU 10

Third Quarter

11:05 FS Mario Pender 1 yd run (Roberto Aguayo kick), FS 10 - CU 10

Fourth Quarter

11:44 CU Deshaun Watson 2 yd run (Bradley Pinion kick), FS 10 - CU 17

06:04 FS Rashad Greene 74 yd pass from Sean Maguire (Roberto Aguayo kick), FS 17 - CU 17

Overtime

15:00 FS Karlos Williams 12 yd run, FS 23 - CU 17

TEAM STATISTICS

	CU	FS
FIRST DOWNS	17	17
RUSHES-YARDS (NET)	40-101	27-13
PASSING YDS (NET)	306	304
Passes Comp-Att-Int	22-33-0	21-39-2
TOTAL OFFENSIVE PLAYS-YARDS	73-407	66-317
Fumble Returns-Yards	0-0	1-0
Punt Returns-Yards	1-0	1-28
Kickoff Returns-Yards	2-25	4-65
Interception Returns-Yards	2-28	0-0
Punts (Number-Avg)	7-43.1	8-40.4
Fumbles-Lost	1-1	0-0
Penalties-Yards	3-29	8-41
Possession Time	32:41	27:19
Third-Down Conversions	5 of 16	4 of 15
Fourth-Down Conversions	0 of 1	0 of 0
Red Zone Scores-Chances	3-7	2-2
Sacks By: Number-Yards	5-49	1-4
Attendance: 82,316		

RUSHING: Florida State - Williams 10-45; Pender 8-15; Cook 1-3; Greene 1-(-2); Maguire 6-(-46); **TEAM** 1-(-2). **Clemson** - Davidson 12-54; Watson 12-30; Stoudt 4-24; Choice 6-9; Gallman 4-6; Howard 1-1; **TEAM** 1-(-23).

PASSING: Florida State - Maguire 21-39-2-304. **Clemson** - Watson 19-28-0-266; Stoudt 3-5-0-40.

RECEIVING: Florida State - Greene 9-135; O'Leary 6-77; Wilson 4-56; Williams 1-27; Green 1-9. **Clemson** - Choice 4-46; Peake 3-28; Williams 2-72; Hopper 2-52; Scott 2-34; Humphries 2-20; Davidson 2-10; Gallman 2-3; Seckinger 1-19; Leggett 1-12; McCullough 1-10.

TACKLES (UA-A): Florida State - Terr. Smith 7-6; Andrews 7-3; Northrup 1-7; Ramsey 3-4; Casher 4-1; P.J. Williams 4-1; Hunter 3-2; Walker 2-3; Hollin 3-1; Lawrence-Stample 1-2; Edwards 1-2; Goldman 2-0; Stevenson 1-0. **Clemson** - Anthony 5-3; Smith 5-1; Peters 4-2; Steward 2-3; Kearse 3-1; Beasley 3-0; Crawford 2-1; Alexander 2-0; Jenkins 2-0; Boulware 1-1; Goodson 1-1; Reader 1-1; Lawson 0-2; Wiggins 1-0; Jones 1-0; Williams 1-0; O'Daniel 1-0; Tankersley 1-0; Barnes 0-1; J. Watson 0-1.

Game 4, September 27
(1/1) Florida State 56,
NC State 41
Raleigh, N.C.



- No. 1/1 Florida State scored 35 points in the second half to earn its first win at Carter-Finley since 2008 and extend its nation-leading winning streak to 20 games.
- Senior wide receiver Rashad Greene made 11 catches for 125 yards and a touchdown, extending his streak to 33 consecutive games with a reception.
- Senior running back Karlos Williams set career-highs with 126 yards on the ground and three touchdowns.
- Sophomore wide receiver Jesus Wilson recorded his first 100-yard game with six catches for 109 yards and two touchdowns.
- Several true freshmen were key in Florida State's victory: running back Dalvin Cook had a 19 yard touchdown run and defensive end Lorenzo Featherston had five tackles, 1.5 TFL and caused a key fumble in the third quarter to help FSU take its first lead of the game. Linebacker Jacob Pugh was the one to recover that fumble and added three tackles, 1.0 TFL and also broke up a pass.
- Sophomore defensive back Jalen Ramsey recorded nine tackles, 1.0 sacks, 1.5 TFLs and forced one fumble.

	1	2	3	4	FINAL
Florida State	7	14	21	14	56
NC State	24	0	14	3	41

SCORING SUMMARY

First Quarter

14:42 ST Bo Hines 54 yd pass from Jacoby Brissett (Niklas Sade kick), FS 0 - ST 7

12:03 FS Jesus Wilson 32 yd pass from Jameis Winston (Roberto Aguayo kick), FS 7 - ST 7

06:05 ST Shadrach Thornton 3 yd run (Niklas Sade kick), FS 7 - ST 14

05:16 ST Niklas Sade 37 yd field goal, FS 7 - ST 17

02:06 ST Johnathan Alston 8 yd pass from Jacoby Brissett (Niklas Sade kick), FS 7 - ST 24

Second Quarter

13:51 FS Karlos Williams 4 yd run (Roberto Aguayo kick), FS 14 - ST 24

11:58 FS Christian Green 22 yd pass (Roberto Aguayo kick), FS 21 - ST 24

Third Quarter

12:40 ST Matt Dayes 10 yd pass from Jacoby Brissett (Niklas Sade kick), FS 21 - ST 31

08:14 FS Dalvin Cook 19 yd run (Roberto Aguayo kick), FS 28 - ST 31

06:37 ST Shadrach Thornton 10 yd run (Niklas Sade kick), FS 28 - ST 38

05:06 FS Jesus Wilson 15 yd pass from Jameis Winston (Roberto Aguayo kick), FS 35 - ST 38

03:24 FS Rashad Greene 4 yd pass from Jameis Winston (Roberto Aguayo kick), FS 42 - ST 38

Fourth Quarter

12:23 FS Karlos Williams 1 yd run (Roberto Aguayo kick), FS 49 - ST 38

06:08 ST Niklas Sade 25 yd field goal, FS 49 - ST 41

02:07 FS Karlos Williams 12 yd run (Roberto Aguayo kick), FS 56 - ST 41

TEAM STATISTICS

	FS	ST
FIRST DOWNS	28	29
RUSHES-YARDS (NET)	33-166	37-161
PASSING YDS (NET)	365	359
Passes Comp-Att-Int	26-38-2	32-50-0
TOTAL OFFENSIVE PLAYS-YARDS	71-531	87-520
Fumble Returns-Yards	0-0	0-0
Punt Returns-Yards	2-18	1-6
Kickoff Returns-Yards	5-101	7-90
Interception Returns-Yards	0-0	2-19
Punts (Number-Avg)	3-39.7	5-47.6
Fumbles-Lost	2-2	3-2
Penalties-Yards	10-73	7-68
Possession Time	27:33	32:27
Third-Down Conversions	8 of 11	7 of 16
Fourth-Down Conversions	0 of 0	1 of 2
Red Zone Scores-Chances	6-6	6-7
Sacks By: Number-Yards	4-38	3-26
Attendance: 57,583		

RUSHING: Florida State - Williams 21-126; Cook 6-45; Winston 5-(-3); **TEAM** 1-(-2). **NC State** - Thornton 18-85; Brissett 13-38; Samuels 2-30; Underwood 1-5; Dayes 3-3.

PASSING: Florida State - Winston 26-38-2-365. **NC State** - Brissett 32-48-0-359; Hines 0-1-0-0; Leatham 0-1-0-0.

RECEIVING: Florida State - Greene 11-125; Wilson 6-109; Williams 3-29; Green C. 2-31; Whitfield 2-26; Rudolph 1-40; Cook 1-5. **NC State** - Hines 8-103; Thornton 7-60; Alston 5-54; Grinnage 4-87; Dayes 4-35; Valdes-Scantling 3-13; Purvis 1-7.

TACKLES (UA-A): Florida State - Terr. Smith 4-7; Hunter 8-2; Northrup 5-5; Ramsey 5-5; Goldman 2-5; P.J. Williams 3-3; Andrews 3-3; Hollin 2-4; Darby 2-3; Featherston 1-4; Walker 2-2; Pugh 2-1; Brutus 1-1; Casher 1-1; Levenberry 0-2; O'Leary 1-0; Haggins 1-0; Kelly 1-0; Cook 0-1; Nnadi 0-1. **NC State** - H. Jones 5-5; J. Jones 5-2; Noel 1-6; Wright 4-2; Buckley 3-2; Tocho 3-2; Moore 2-3; Burris 3-1; Fernandez 1-3; Rose 1-3; Nelson 0-4; McGill 2-1; Davis 2-0; Norman 1-1; Teal 1-1; Baumann 1-0; Pratt 1-0; Pittman 1-0; Boone 0-1; Means 0-1.

FLORIDA STATE FOOTBALL

2014 SEASON RECAPS AND BOX SCORES

Game 5, October 4
(1/2) Florida State 43,
Wake Forest 3
Tallahassee, Fla.



- No. 1/2 Florida State won its 21st consecutive game, and 15th-straight against ACC Atlantic Division opponents with a 43-3 victory over Wake Forest. The Demon Deacons have not scored a touchdown in Tallahassee since 2006 covering a span of four games.
- Head coach Jimbo Fisher earned the 50th victory of his career and is the 10th coach in major college football to reach the 50-win mark in his first five seasons.
- Redshirt sophomore place kicker Roberto Aguayo tied a school record with five field goals made, becoming just the fourth Nole to reach that mark. He joins Gary Cismesia (twice), Sebastian Janikowski and Bill Capece. Aguayo has now made 21 consecutive field goals - an FSU record.
- Quarterback Jameis Winston extended his streak of games with a TD pass to 18.
- Junior linebacker Reggie Northrup led the team with eight tackles, a pass break-up and a quater-back hurry. He also forced a fumble in the third quarter, recovered it and returned it 31 yards for a touchdown to extend Florida State's lead to 30-3.
- Freshman defensive end Lorenzo Featherston made the most of his first career start, registering seven tackles, 2.5 tackles for loss along with a fumble recovery.
- Florida State's defense was dominant early on, limiting Wake Forest to negative 11 total yards on 12 offensive plays in the second quarter and only 27 total yards in the first half.

	1	2	3	4	FINAL
Florida State	0	13	17	13	43
Wake Forest	3	0	0	0	3

SCORING SUMMARY

First Quarter

01:20 WF Mike Weaver 36 yd field goal, WF 3 - FS 0

Second Quarter

11:46 FS Roberto Aguayo 43 yd field goal, WF 3 - FS 3

01:03 FS Jameis Winston 2 yd run (Roberto Aguayo kick), WF 3 - FS 10

00:03 FS Roberto Aguayo 40 yd field goal, WF 3 - FS 13

Third Quarter

12:08 FS Roberto Aguayo 52 yd field goal, WF 3 - FS 16

05:10 FS Mario Pender 3 yd run (Roberto Aguayo kick), WF 3 - FS 23

04:55 FS Reggie Northrup 31 yd fumble recovery (Roberto Aguayo kick), WF 3 - FS 30

Fourth Quarter

13:22 FS Roberto Aguayo 42 yd field goal, WF 3 - FS 33

09:10 FS Travis Rudolph 59 yd pass from Jameis Winston (Roberto Aguayo kick), WF 3 - FS 40

04:53 FS Roberto Aguayo 32 yd field goal, WF 3 - FS 43

TEAM STATISTICS

	FS	WF
FIRST DOWNS	23	10
RUSHES-YARDS (NET)	33-171	39-40
PASSING YDS (NET)	304	86
Passes Att-Comp-Int	41-24-1	22-13-1
TOTAL OFFENSE PLAYS-YARDS	74-475	61-126
Fumble Returns-Yards	1-31	0-0
Punt Returns-Yards	2-32	1-10
Kickoff Returns-Yards	2-54	6-115
Interception Returns-Yards	1-14	1-26
Punts (Number-Avg)	2-38.5	9-43.9
Fumbles-Lost	1-1	3-2
Penalties-Yards	5-48	7-62
Possession Time	28:23	31:37
Third-Down Conversions	10 of 18	4 of 16
Fourth-Down Conversions	0 of 0	0 of 0
Red-Zone Scores-Chance	4-4	1-2
Sacks By: Number-Yards	1-9	3-12
Attendance: 82,327		

RUSHING: Florida State - Pender 5-70; Williams 10-48; Winston 8-36; Green 4-24; Cook 4-13; Maguire 1-minus 4; TEAM 1-minus 16. **Wake Forest** - Wortham 12-68; Reynolds 8-3; Crump 1-2; Cameron 2-2; Garside 1-0; Scott 1-minus 5; Robinson 9-minus 8; Wolford 5-minus 22.

PASSING: Florida State - Winston 23-39-1-297; Maguire 1-2-0-7. **Wake Forest** - Wolford 9-15-1-58; Cameron 4-7-0-28.

RECEIVING: Florida State - Rudolph 4-66; Wilson 4-40; Greene 3-33; Lane 2-70; O'Leary 2-22; Pender 2-14; Haggins 1-18; Cook 1-14; Whitfield 1-9; Green 1-7; Izzo 1-7; Williams 1-4; Stevenson 1-0. **Wake Forest** - Scott 4-28; Terry 3-27; Serigne 3-17; Williams 1-9; Robinson 1-5; Crump 1-0.

TACKLES (UA-A): Florida State - Northrup 2-6; Featherston 3-4; Andrews 2-4; Hunter 4-1; Edwards Jr. 3-2; Ramsey 3-2; Hollin 2-3; Williams 3-1; Nnadi 2-2; Goldman 1-2; Levenberry 1-2; Hoskins 0-3; Vickers 2-0; Smith 2-0; White 1-1; Eligwe 0-2; Darby 1-0; Aguayo 1-0; Barron 1-0; Pugh 0-1; Shanks 0-1; Newberry 0-1; Cook 0-1; Green 0-1; Casher 0-1; Brutus 0-1. **Wake Forest** - Williams 10-0; Lee 4-3; Chubb 4-2; Janvion 3-3; Allen 4-1; Brown 4-0; Ejirofor 4-0; Wooding Jr. 3-1; Floyd 2-0; Okonye 1-0; Johnson 1-0; Watson 1-0; Williams 1-0; Banks 1-0; Terry 1-0; Lewinson 0-1; Dawson 0-1; Rodney 0-1; Noel 0-1.

Game 6, October 11
(1/1) Florida State 38,
Syracuse 20
Syracuse, N.Y.



- No. 1 Florida State won its 22nd straight game and improved to 6-0 on the season.
- Senior wide receiver Rashad Greene became Florida State's all-time pass catch leader with 215 career receptions on a catch in the third quarter, passing Ron Sellers (1966-68). He finished with 107 yards on six catches and now has 11 100-yard receiving games in his career, tied for fourth all-time with Barry Smith.
- Senior tight end Nick O'Leary became FSU's all-time reception leader for tight ends and now has 90 catches in his four-year career.
- Redshirt sophomore Jameis Winston tossed three touchdown passes to move past Charlie Ward for fifth all-time in TD passes. He has thrown 51 touchdown passes in 19 career games for Florida State.
- Freshman running back Dalvin Cook became the second Seminole tailback to rush for 100 yards this season with his 23-carry, 122-yard performance on Saturday to set a career high.
- The defensive stand inside the 10 on fourth down in the final minutes of the first half marked the seventh time the FSU defense has stopped an opponent on eight fourth down conversion attempts this season.
- Florida State intercepted three passes (Jalen Ramsey, Tyler Hunter and Nate Andrews) and have forced at least one turnover in 24 of its last 25 games.
- Senior Terrance Smith led the team with eight tackles.

	1	2	3	4	FINAL
Florida State	10	14	7	7	38
Syracuse	0	6	7	7	20

SCORING SUMMARY

First Quarter

11:10 FS Mario Pender 12 yd run (Roberto Aguayo kick), FS 7 - SU 0

01:23 FS Roberto Aguayo 34 yd field goal, FS 10 - SU 0

Second Quarter

12:52 SU Cole Murphy 21 yd field goal, FS 10 - SU 3

10:37 FS Mario Pender 4 yd pass from Jameis Winston (Roberto Aguayo kick), FS 17 - SU 3

07:18 SU Cole Murphy 32 yd field goal, FS 17 - SU 6

04:38 FS Nick O'Leary 21 yd pass from Jameis Winston (Roberto Aguayo kick), FS 24 - SU 6

Third Quarter

08:38 FS Jesus Wilson 7 yd pass from Jameis Winston (Roberto Aguayo kick), FS 31 - SU 6

06:21 SU Steve Ishmael 22 yd pass from AJ Long (Cole Murphy kick), FS 31 - SU 13

Fourth Quarter

13:45 FS Dalvin Cook 7 yd run (Roberto Aguayo kick), FS 38 - SU 13

10:37 SU Steve Ishmael 35 yd pass from AJ Long (Cole Murphy kick), FS 38 - SU 20

TEAM STATISTICS

	FS	SU
FIRST DOWNS	29	20
RUSHES-YARDS (NET)	36-165	31-156
PASSING YDS (NET)	317	256
Passes Att-Comp-Int	36-30-0	36-21-3
TOTAL OFFENSE PLAYS-YARDS	72-482	67-412
Fumble Returns-Yards	0-0	0-0
Punt Returns-Yards	2-5	0-0
Kickoff Returns-Yards	2-36	4-85
Interception Returns-Yards	3-27	0-0
Punts (Number-Avg)	2-46.0	3-48.3
Fumbles-Lost	3-2	0-0
Penalties-Yards	6-36	7-64
Possession Time	36:27	23:33
Third-Down Conversions	6 of 10	7 of 14
Fourth-Down Conversions	0 of 0	0 of 1
Red-Zone Scores-Chances	5-5	2-4
Sacks By: Number-Yards	1-1	1-3
Attendance: 43,295		

RUSHING: Florida State - Cook 23-122; Pender 9-46; Winston 4-minus 3. **Syracuse** - Gullett 16-80; Ameen-Moore 7-29; Phillips 2-22; Long 3-20; Morris 2-6; Wilson 1-minus 1.

PASSING: Florida State - Winston 30-36-0-317. **Syracuse** - Long 16-27-2-167; Wilson 5-9-1-89.

RECEIVING: Florida State - O'Leary 8-97; Greene 6-107; Rudolph 6-46; Wilson 4-22; Pender 3-15; Cook 2-17; Whitfield 1-13. **Syracuse** - Gullett 7-25; Ishmael 3-93; West 3-59; Flemming 3-34; Avant 2-13; Lewis 1-15; Phillips 1-9; Ameen-Moore 1-8.

TACKLES (UA-A): Florida State - Smith 8-0; Northrup 7-0; Andrews 6-0; Goldman 4-1; Williams 3-1; Edwards Jr. 3-0; Ramsey 2-1; Levenberry 2-0; Featherston 2-0; Darby 1-1; Walker 1-0; Hollin 1-0; Aguayo 1-0; Hunter 1-0; Newberry 1-0; Smith 1-0. **Syracuse** - Lynch 7-2; Eskridge 6-2; Whigham 4-2; Reddish 3-3; Hodge 4-1; Kelly 4-1; Kirkland 4-0; Robinson 3-1; Sloan 3-0; Desir 2-1; Thompson 1-2; Flemming 2-0; Winfield 2-0; Welsh 2-0; Raymon 2-0; Franklin 1-1; Williams 1-0; Simmons 1-0; Rodgers 1-0; Morris 1-0.

2014 SEASON RECAPS AND BOX SCORES

Game 7, October 18
(2/2) Florida State 31,
(5/5) Notre Dame 27
Tallahassee, Fla.



- No. 2 Florida State extended its winning streak to 23 games with an exciting 31-27 victory over No. 5 Notre Dame in a matchup of two top 5 teams. The Seminoles are now 11-5 against AP Top 25 teams under head coach Jimbo Fisher.
- Redshirt quarterback Jameis Winston was 23-for-31 with 273 yards and two touchdowns to move into a tie for fourth place with Gary Huff (1970-72) with 53 career TD passes.
- Winston recorded a stretch in the third and fourth quarters where he completed a career-best 13 consecutive passes, eclipsing his previous best mark of 11 straight completions in his first-ever game at Pitt in 2013.
- Freshman linebacker Jacob Pugh collected two interceptions, marking the first time a Seminole registered two picks since Nate Andrews at Wake Forest in 2013. Pugh's final INT in the back of the end zone with six seconds remaining in the fourth quarter sealed the Florida State victory.
- Senior running back Karlos Williams scored two rushing touchdowns against Notre Dame - a 2-yard score in the third quarter and a 1-yard TD in the fourth quarter. Williams has scored multiple touchdowns five different times and his 18 career rushing touchdowns tie him with Lonnie Pryor (2009-12) for 12th in school history.
- Senior wide receiver Rashad Greene posted his 12th career 100-yard performance, and fifth versus an AP Top 25 opponent, with eight catches for 108 yards and a touchdown.

	1	2	3	4	FINAL
Notre Dame	7	10	7	3	27
Florida State	7	3	14	7	31

SCORING SUMMARY

First Quarter

02:10 ND ROBINSON, C. 1 yd pass from GOLSON (BRINDZA kick), ND 7 - FS 0
00:19 FS Travis Rudolph 11 yd pass from Jameis Winston (Roberto Aguayo kick), ND 7 - FS 7

Second Quarter

12:00 ND ROBINSON, C. 9 yd pass from GOLSON (BRINDZA kick), ND 14 - FS 7
04:46 FS Roberto Aguayo 28 yd field goal, ND 14 - FS 10
00:39 ND BRINDZA 34 yd field goal, ND 17 - FS 10

Third Quarter

10:37 FS Rashad Greene 10 yd pass from Jameis Winston (Roberto Aguayo kick), ND 17 - FS 17
07:26 ND FULLER 11 yd pass from GOLSON (BRINDZA kick), ND 24 - FS 17
03:38 FS Karlos Williams 2 yd run (Roberto Aguayo kick), ND 24 - FS 24

Fourth Quarter

11:40 ND BRINDZA 46 yd field goal, ND 27 - FS 24
07:39 FS Karlos Williams 1 yd run (Roberto Aguayo kick), ND 27 - FS 31

TEAM STATISTICS

	ND	FS
FIRST DOWNS	26	18
RUSHES-YARDS (NET)	35-157	26-50
PASSING YDS (NET)	313	273
Passes Att-Comp-Int	52-31-2	31-23-1
TOTAL OFFENSE PLAYS-YARDS	87-470	57-323
Fumble Returns-Yards	0-0	0-0
Punt Returns-Yards	1-5	1-17
Kickoff Returns-Yards	4-67	3-64
Interception Returns-Yards	1-0	2-5
Punts (Number-Avg)	3-43.7	5-42.2
Fumbles-Lost	2-0	0-0
Penalties-Yards	9-67	9-84
Possession Time	32:51	27:09
Third-Down Conversions	7 of 18	2 of 8
Fourth-Down Conversions	2 of 5	0 of 0
Red-Zone Scores-Chances	4-5	5-5
Sacks By: Number-Yards	1-8	3-13
Attendance: 82,431		

RUSHING: Notre Dame - FOLSTON 21-120; GOLSON 11-33; MCDANIEL 1-3; BRYANT 1-2; CARLISLE 1-minus 1.
Florida State - Karlos Williams 8-25; Dalvin Cook 12-20; Jameis Winston 4-8; Freddie Stevenson 1-0; TEAM 1-minus 3.

PASSING: Notre Dame - GOLSON 31-52-2-313. **Florida State** - Jameis Winston 23-31-1-273.

RECEIVING: Notre Dame - ROBINSON, C. 8-99; FULLER 8-79; PROSISE 6-59; BROWN, C. 5-38; KOYACK 2-29; CARLISLE 2-9. **Florida State** - Rashad Greene 8-108; Travis Rudolph 6-80; Jesus Wilson 4-45; Nick O'Leary 3-13; Karlos Williams 2-27.

TACKLES (UA-A): Notre Dame - SCHMIDT, J. 8-1; JONES, J. 5-1; LUKE 4-2; SHUMATE 3-2; SMITH, J. 4-0; RIGGS 4-0; FARLEY 1-2; REDFIELD 1-2; DAY 2-0; PROSISE 1-1; OKWARA 1-1; BLANKENSHIP 1-0; KOYACK 1-0; ROCHELL 1-0; ONWUALU 0-1; MARTINI 0-1; MCDANIEL 0-1; TURNER 0-1. **Florida State** - Terrance Smith 7-4; Nate Andrews 10-0; Ronald Darby 6-1; Tyler Hunter 6-0; Matthew Thomas 5-1; Reggie Northrup 2-3; Eddie Goldman 3-1; Mario Edwards Jr. 2-2; P.J. Williams 1-3; Jalen Ramsey 2-0; Lorenzo Featherston 2-0; Lamaricus Brutus 1-1; Chris Casher 1-1; Jacob Pugh 1-1; Derrick Mitchell Jr. 0-2; Johnathan Vickers 1-0; Demarcus Walker 1-0.

Game 8, October 30
(2/2/2) Florida State 42,
(NR/NR/25) Louisville 31
Louisville, Ky.



- The No. 2 Seminoles overcame a 21-0 deficit, outscoring Louisville 42-10 in the final 30:33 of the game, to post a road win over the Cardinals on Thursday night. FSU has now won 24 consecutive games.
- Freshman running back Dalvin Cook scored two touchdowns and accounted for 150 total yards, including 110 yards rushing on just nine carries.
- Redshirt sophomore quarterback Jameis Winston passed for 401 yards and three touchdowns - all in the second half - to lead the FSU comeback. It marked the second time that Winston has thrown for over 400 yards in his career, both on the road against ranked teams (444 at No. 3 Clemson on Oct. 19, 2013).
- Florida State had several explosive scoring plays on offense including a 68-yard TD reception by freshman Travis Rudolph, a 47-yard TD reception by freshman Ermon Lane, a 40-yard TD run by Cook, a 38-yard TD run by Cook and a 35-yard TD reception by sophomore fullback Freddie Stevenson.
- The Seminole defense limited Louisville to just one third-down conversion as the Cardinals were 1-for-11 for the game.
- Junior linebacker Reggie Northrup set a career-high with a team-leading 12 tackles and secured his first career interception at 0:51 in the fourth quarter to seal the game.

	1	2	3	4	FINAL
Florida State	0	7	14	21	42
Louisville	0	21	3	7	31

SCORING SUMMARY

Second Quarter

12:13 LOU Dyer, M. 4 yd run (Wallace, J. kick), FS 0 - LOU 7
05:11 LOU Dyer, M. 12 yd run (Wallace, J. kick), FS 0 - LOU 14
02:09 LOU Christian, G. 11 yd pass from Gardner, W. (Wallace, J. kick), FS 0 - LOU 21
00:33 FS O'Leary, N. 0 yd fumble recovery (Aguayo, R. kick), FS 7 - LOU 21

Third Quarter

11:22 LOU Wallace, J. 33 yd field goal, FS 7 - LOU 24
09:51 FS Rudolph, T. 68 yd pass from Winston, J. (Aguayo, R. kick), FS 14 - LOU 24
06:17 FS Cook, D. 40 yd run (Aguayo, R. kick), FS 21 - LOU 24

Fourth Quarter

12:48 FS Lane, E. 47 yd pass from Winston, J. (Aguayo, R. kick), FS 28 - LOU 24
09:20 LOU Dyer, M. 1 yd run (Wallace, J. kick), FS 28 - LOU 31
03:46 FS Cook, D. 38 yd run (Aguayo, R. kick), FS 35 - LOU 31
02:11 FS Stevenson, F. 35 yd pass from Winston, J. (Aguayo, R. kick), FS 42 - LOU 31

TEAM STATISTICS

	FS	LOU
FIRST DOWNS	25	24
RUSHES-YARDS (NET)	30-173	33-158
PASSING YDS (NET)	401	330
Passes Att-Comp-Int	48-25-3	38-20-1
TOTAL OFFENSE PLAYS-YARDS	78-574	71-488
Fumble Returns-Yards	0-0	0-0
Punt Returns-Yards	2-11	1-0
Kickoff Returns-Yards	5-104	3-46
Interception Returns-Yards	1-0	3-14
Punts (Number-Avg)	4-45.2	6-36.2
Fumbles-Lost	1-0	1-1
Penalties-Yards	7-53	3-14
Possession Time	28:26	31:34
Third-Down Conversions	9 of 16	1 of 11
Fourth-Down Conversions	0 of 1	0 of 2
Red-Zone Scores-Chances	1-2	5-6
Sacks By: Number-Yards	1-12	2-23
Attendance: 55,414		

RUSHING: Florida State - Cook, D. 9-110; Williams, K. 16-72; Winston, J. 3-minus 3; TEAM 2-minus 6; O'Leary, N. 0-0. **Louisville** - Dyer, M. 28-134; Scott, L. 3-30; Radcliff, B. 1-6; Gardner, W. 1-minus 12.

PASSING: Florida State - Winston, J. 25-48-3-401. **Louisville** - Gardner, W. 20-38-1-330

RECEIVING: Florida State - O'Leary, N. 6-76; Greene, R. 6-62; Cook, D. 4-40; Wilson, J. 3-49; Rudolph, T. 2-76; Lane, E. 2-58; Stevenson, F. 1-35; Williams, K. 1-5. **Louisville** - Parker, D. 8-214; DeLa Cruz, K. 4-38; Christian, G. 4-33; Rogers, E. 1-14; Standberry, C. 1-12; Scott, L. 1-11; Quick, J. 1-8.

TACKLES (UA-A): Florida State - Northrup, R. 8-4; Williams, P.J. 7-0; Andrews, N. 5-2; Ramsey, J. 5-1; Hunter, T. 4-1; Darby, R. 3-1; Thomas, M. 3-0; Goldman, E. 2-1; Brutus, L. 2-1; Walker, D. 2-0; Edwards, M. 2-0; Hollin, D. 1-0; Lyons, T. 1-0; Waisome, N. 1-0; Marshall, T. 1-0; Winston, J. 1-0; O'Leary, N. 1-0; Mitchell, D. 0-1. **Louisville** - Sample, J. 12-3; Gaines, C. 8-0; Kelsey, K. 4-3; Dubose, B. 2-3; Mauldin, L. 1-3; Rankins, S. 1-3; Young, T. 2-1; Brown, K. 2-1; Burgess, J. 2-1; Holliman, G. 2-1; Floyd, T. 2-0; Thomas, S. 1-0; Christian, G. 1-0; Milton, M. 1-0; Richardson, J. 1-0; Mount, D. 0-1.

NATIONAL POLLS

COLLEGE FOOTBALL PLAYOFF

Week 1		
1	Mississippi State	8-0
2	Florida State	8-0
3	Auburn	7-1
4	Ole Miss	7-2
5	Oregon	8-1
6	Alabama	7-1
7	TCU	7-2
8	Michigan State	7-1
9	Kansas State	7-1
10	Notre Dame	7-1
11	Georgia	6-2
12	Arizona	6-2
13	Baylor	7-1
14	Arizona State	7-1
15	Nebraska	8-1
16	Ohio State	7-1
17	Utah	6-2
18	Oklahoma	6-2
19	LSU	7-2
20	West Virginia	6-3
21	Clemson	6-2
22	UCLA	7-2
23	East Carolina	6-2
24	Duke	7-1
25	Louisville	6-3

Bold Italics denotes opponent

AMWAY COACHES POLL

Week 10			
1	Mississippi State (40)	8-0	1526
2	Florida State (22)	8-0	1501
3	Auburn	7-1	1355
4	Alabama	7-1	1349
5	Oregon	8-1	1289
6	Michigan State	7-1	1241
7	TCU	7-1	1150
8	Notre Dame	7-1	1121
9	Kansas State	7-1	1087
10	Baylor	7-1	957
11	Ohio State	7-1	901
12	Arizona State	7-1	854
13	Ole Miss	7-2	793
14	Nebraska	8-1	766
15	LSU	7-2	636
16	Oklahoma	6-2	601
17	Georgia	6-2	508
18	UCLA	7-2	438
19	Clemson	6-2	394
20	Duke	7-1	320
21	Arizona	6-2	307
22	Utah	6-2	253
	Marshall	8-0	253
24	Wisconsin	6-2	146
25	West Virginia	6-3	130

Dropped from rankings: 19 East Carolina

Others receiving votes: Missouri 82, Colorado State 81, Georgia Tech 32, USC 31, Minnesota 19, Iowa 12, **Louisville 7**, Boise State 5, East Carolina 2, Cincinnati 2, **Miami (FL) 1**

Bold Italics denotes opponent

ASSOCIATED PRESS POLL

Week 11			
1	Mississippi State (45)	8-0	1484
2	Florida State (15)	8-0	1452
3	Auburn	7-1	1345
4	Alabama	7-1	1281
5	Oregon	8-1	1275
6	TCU	6-1	1148
7	Michigan State	7-1	1120
8	Notre Dame	7-1	1096
9	Kansas State	7-1	1049
10	Baylor	7-1	961
11	Arizona State	7-1	831
12	Ole Miss	7-2	828
13	Ohio State	7-1	780
14	LSU	7-2	717
15	Nebraska	8-1	680
16	Oklahoma	6-2	574
17	Georgia	6-2	465
18	UCLA	7-2	464
19	Clemson	6-2	341
20	Utah	6-2	327
21	Arizona	6-2	325
22	Duke	7-1	288
23	Marshall	8-0	238
24	West Virginia	6-3	159
25	Wisconsin	6-2	83

Dropped from rankings: 21 East Carolina

Others receiving votes: Colorado State 67, USC 48, Missouri 42, Ga. Tech 15, **Louisville 7**, Stanford 4, North Dakota State 4, **Florida 1**, Texas A&M 1

Bold Italics denotes opponent

FSU in the Polls Weekly

Week	CFP	AP	AMWAY
Preseason		1	1
Week 2		1	1
Week 3		1	1
Week 4		1	1
Week 5		1	1
Week 6		1	2
Week 7		1	1
Week 8		2	2
Week 9		2	2
Week 10	2	2	2
Week 11		2	2

RECORDING FSU

FSU's Record In...	
August	1-0
September	3-0
October	4-0
November	0-0
December-January	0-0

FSU's Conference Record...	
At home	2-0
On the road	3-0
Neutral	0-0

FSU's Non-Conference Record...	
At home	2-0
On the road	0-0
Neutral	1-0

FSU vs. Ranked Opponents...	
At home	2-0
On the road	1-0
Neutral	0-0

FSU's Record in Games...	
Decided by 1-3 points	0-0
4-7 points	3-0
8-10 points	0-0
11-19 points	3-0
20-29 points	1-0
30+ points	1-0

FSU's Record When Scoring...	
10 or fewer points	0-0
11-19 points	0-0
20-29 points	1-0
30+ points	7-0

FSU's Record When Allowing...	
10 or fewer points	1-0
11-19 points	2-0
20-29 points	2-0
30+ points	3-0

FSU's Record in Games...	
During the day	3-0
At night	5-0
Scoring first	4-0
Opponent scores first	4-0
Leading after 1st quarter	4-0
Trailing after 1st quarter	2-0
Tied after the 1st quarter	2-0
Leading at halftime	4-0
Trailing at halftime	4-0
Tied at halftime	0-0
Leading after 3rd quarter	5-0
Trailing after 3rd quarter	1-0
Tied after the 3rd quarter	2-0
In overtime	1-0

FSU's Record With...	
100-yard rusher	3-0
100-yard receiver	5-0
300-yard passer	5-0
Less than 300-yards total off	0-0
300-399 yards total offense	2-0
400-499 yards total offense	4-0
500+ yards total offense	2-0
Committing fewer turnovers	3-0
Committing more turnovers	3-0
Turnovers are equal	2-0
Not committing a turnover	1-0

FSU's Record When Allowing...	
100-yard rusher	2-0
100-yard receiver	2-0
300-yard passer	3-0
Less than 300-yards total off	1-0
300-399 yards total offense	2-0
400-499 yards total offense	4-0
500+ yards total offense	1-0

FSU's Record When Wearing...	
Garnet Jersey/Gold Pants	4-0
White Jersey/Gold Pants	3-0
White Jersey/White Pants	1-0

FLORIDA STATE FOOTBALL

THE ATLANTIC COAST CONFERENCE 2014 STANDINGS

ATLANTIC DIVISION	ACC GAMES						OVERALL								
	W	L	For	Opp	Hm	Rd	W	L	For	Opp	Hm	Rd	Nu	Div.	Streak
Florida State	5	0	202	112	2-0	3-0	8	0	307	182	4-0	3-0	1-0	5-0	W24
Clemson	5	1	164	94	4-0	1-1	6	2	258	146	5-0	1-2	0-0	5-1	W5
Boston College	3	2	119	109	0-2	3-0	6	3	247	181	2-3	4-0	0-0	3-1	W2
Louisville	4	3	178	135	3-1	1-2	6	3	278	159	4-1	2-2	0-0	3-2	L1
NC State	1	4	97	174	0-2	1-2	5	4	258	248	3-2	2-2	0-0	1-4	W1
Syracuse	1	4	79	113	0-3	1-1	3	6	181	207	1-4	2-1	0-1	1-4	L2
Wake Forest	0	4	37	116	0-2	0-2	2	6	118	197	2-2	0-4	0-0	0-4	L4
COASTAL DIVISION	W	L	For	Opp	Hm	Rd	W	L	For	Opp	Hm	Rd	Nu	Div.	Streak
Duke	3	1	112	108	1-0	2-1	7	1	286	154	4-0	3-1	0-0	3-1	W3
Georgia Tech	4	2	214	158	2-1	2-1	7	2	332	236	4-1	3-1	0-0	4-2	W2
Miami	3	2	129	95	2-0	1-2	6	3	297	197	5-0	1-3	0-0	3-1	W3
North Carolina	2	3	148	201	1-1	1-2	4	5	319	377	3-1	1-4	0-0	2-2	L1
Pitt	2	3	146	167	1-2	1-1	4	5	280	237	2-4	2-1	0-0	1-3	L2
Virginia	2	3	97	123	2-1	0-2	4	5	240	218	4-2	0-3	0-0	1-3	L3
Virginia Tech	1	4	111	128	0-3	1-1	4	5	236	203	2-4	2-1	0-0	1-3	L3

THIS WEEK IN THE ACC

Thursday, November 6	
No. 21 Clemson at Wake Forest (ESPN)	7:30 PM
Saturday, November 8	
No. 24 Duke at Syracuse (RSN/ESPN3)	12:30 PM
Georgia Tech at NC State (ACC Network/ESPN3)	12:30 PM
Virginia at No. 2 Florida State (ESPN)	6:30 PM
No. 25 Louisville at Boston College (ESPN2)	7:15 PM

LAST WEEK IN THE ACC

Thursday, October 30	
No. 2 Florida State def. No. 25 Louisville, 42-31	
Saturday, November 1	
NC State def. Syracuse, 24-17	
No. 24 Duke def. Pitt, 51-48	
Boston College def. Virginia Tech, 33-31	
Miami def. North Carolina, 47-20	
Georgia Tech def. Virginia, 35-10	

2014 FSU ACC PLAYERS OF THE WEEK

Award	Player	Opponent
Wide Receiver	Rashad Greene	Oklahoma State
Defensive Line	Mario Edwards, Jr.	Oklahoma State
Wide Receiver	Rashad Greene	Clemson
Defensive Line	Eddie Goldman	Clemson
Wide Receiver	Rashad Greene	NC State
Offensive Line	Tre' Jackson	NC State
Specialist	Roberto Aguayo	Wake Forest
Linebacker	Reggie Northrup	Wake Forest
Offensive Line	Tre' Jackson	Notre Dame
Linebacker	Terrance Smith	Notre Dame
Offensive Back	Jameis Winston	Louisville
Offensive Line	Cameron Erving	Louisville
Linebacker	Reggie Northrup	Louisville
Rookie	Dalvin Cook	Louisville

ACC PRESEASON PREDICTIONS

Florida State, seeking its 15th Atlantic Coast Conference football title and its third in a row, was picked as the preseason choice to win the Atlantic Division and defeat Miami in the 10th Annual Dr. Pepper ACC Football Championship Game, according to a poll of media members attending this year's ACC Football Kickoff.

The Noles were predicted as the likely overall ACC winner on 104 of 112 ballots cast. The Seminoles were picked to finish atop the Atlantic Division by 109 voters and amassed 780 total points.

ACC PLAYER OF THE YEAR		
1.	Jameis Winston, QB, Florida State	99
2.	Vic Beasley, DE, Clemson	6
3.	Duke Johnson, RB, Miami	1
4.	Jamison Crowder, WR, Duke	1
5.	Brenden Motley, QB, Virginia Tech	1

ATLANTIC DIVISION		
1.	Florida State (109)	780
2.	Clemson (3)	660
3.	Louisville	564
4.	Syracuse	368
5.	NC State	326
6.	Boston College	301
7.	Wake Forest	136

COASTAL DIVISION		
1.	Miami (26)	614
2.	Duke (33)	597
3.	Virginia Tech (23)	571
4.	North Carolina (27)	570
5.	Georgia Tech (1)	322
6.	Pitt (2)	319
7.	Virginia	142

ACC CHAMPIONSHIP VOTES		
1.	Florida State	104
T2.	Clemson	2
T2.	Virginia Tech	2

2014 PRESEASON ALL-ACC TEAM		
WR	Jamison Crowder	Duke
WR	Rashad Greene	Florida State
WR	DeVante Parker	Louisville
TE	Nick O'Leary	Florida State
T	Cameron Erving	Florida State
T	Sean Hickey	Syracuse
G	Tre' Jackson	Florida State
G	Laken Tomlinson	Duke
C	Andy Gallik	Boston College
QB	Jameis Winston	Florida State
RB	Duke Johnson	Miami
RB	Karlos Williams	Florida State
DE	Vic Beasley	Clemson
DE	Mario Edwards, Jr.	Florida State
DT	Luther Maddy	Virginia Tech
DT	Grady Jarrett	Clemson
LB	Denzel Perryman	Miami
LB	Kelby Brown	Duke
LB	Stephone Anthony	Clemson
CB	Kendall Fuller	Virginia Tech
CB	P.J. Williams	Florida State
S	Anthony Harris	Virginia
S	Jeremy Cash	Duke
PK	Roberto Aguayo	Florida State
P	A.J. Hughes	Virginia Tech
SP	Ryan Switzer	North Carolina

FLORIDA STATE FOOTBALL

2014 TEAM STATISTICS

Date	Opponent	no.	yds	td	lg	no.	yds	td	lg	cmp-att-int	yds	td	lg	no.	yds	td	lg	no.	yds	td	lg	off
Aug 30	vs OSU	31	106	2	28	25	370	1	62	25-40-2	370	1	62	3	44	0	25	1	2	0	2	476
Sep 06	THE CITADEL	35	210	2	21	25	284	2	46	25-32-0	284	2	46	1	12	0	12	2	28	0	13	494
Sep 20	CLEMSON	27	13	2	13	21	304	1	74	21-39-2	304	1	74	4	65	0	29	1	28	0	28	317
Sep 27	at NC State	33	166	4	35	26	365	4	40	26-38-2	365	4	40	5	101	0	34	2	18	0	20	531
Oct 04	WAKE FOREST	33	171	2	56	24	304	1	59	24-41-1	304	1	59	2	54	0	29	2	32	0	16	475
Oct 11	at Syracuse	36	165	2	23	30	317	3	44	30-36-0	317	3	44	2	36	0	18	2	5	0	4	482
Oct 18	NOTRE DAME	26	50	2	10	23	273	2	33	23-31-1	273	2	33	3	64	0	30	1	17	0	17	323
Oct 30	at LOUISVILLE	30	173	3	40	25	401	3	68	25-48-3	401	3	68	5	104	0	26	2	11	0	7	574
Florida State		251	1054	19	56	199	2618	17	74	199-305-11	2618	17	74	25	480	0	34	13	141	0	28	3672
		313	1184	10	36	159	1925	12	71	159-273-8	1925	12	71	33	587	0	46	7	53	0	28	3109

Games played: 8
 Avg per rush: 4.2
 Avg per catch: 13.2
 Pass efficiency: 148.53
 Kick ret avg: 19.2
 Punt ret avg: 10.8
 All purpose avg/game: 543.5
 Total offense avg/gm: 459.0

Date	Opponent	ua	a	total	tfl-yds	Sacks no-yds	Fumble ff fr-yds	Pass Defense int-yds qbh brup	blkd/ kick	PAT Attempts kick rush rcv	off saf t/o pts
Aug 30	vs OSU	37	34	71	3.0-20	1.0-14	1 1-0	1-9 3 5	0	4-4 0 0	0 28 37
Sep 06	THE CITADEL	36	42	78	7.0-21	0.0-0	2 0-0	0-0 0 2	0	4-4 0 0	0 0 37
Sep 20	CLEMSON	39	32	71	5.0-13	1.0-4	1 1-0	0-0 2 3	0	2-2 0 0	0 0 23
Sep 27	at NC State	44	50	94	7.0-45	4.0-38	3 2-0	0-0 4 4	0	8-8 0 0	0 28 56
Oct 04	WAKE FOREST	34	42	76	11.0-34	1.0-9	2 2-31	1-14 2 4	0	4-4 0 0	0 28 43
Oct 11	at Syracuse	44	4	48	5.0-9	1.0-1	0 0-0	3-27 1 1	0	5-5 0 0	0 30 38
Oct 18	NOTRE DAME	51	20	71	5.0-16	3.0-13	1 0-0	2-5 1 10	0	4-4 0 0	0 0 31
Oct 30	at LOUISVILLE	49	12	61	6.0-20	1.0-12	1 1-0	1-0 2 7	0	6-6 0 0	0 0 42
Florida State		334	236	570	49.0-178	12.0-91	11 7-31	8-55 15 36	0	37-37 0 0	0 114 307
		328	180	508	44.0-222	17.0-145	6 5-0	11-101 19 33	0	20-21 0 0	0 157 182

Date	Opponent	no.	yds	avg	long	blkd	tb	fc	50+	i20	Field Goals md-att long blkd	Kickoffs no. yds avg tb ob
Aug 30	vs OSU	5	179	35.8	39	0	0	3	0	0	3-3 37 0	8 464 58.0 1 0
Sep 06	THE CITADEL	1	40	40.0	40	0	0	0	0	0	3-3 27 0	8 525 65.6 8 0
Sep 20	CLEMSON	8	323	40.4	50	0	0	5	1	4	1-1 50 0	4 252 63.0 2 0
Sep 27	at NC State	3	119	39.7	42	0	0	2	0	1	0-0 0 0	9 560 62.2 2 0
Oct 04	WAKE FOREST	2	77	38.5	39	0	1	0	0	0	5-5 52 0	10 631 63.1 3 1
Oct 11	at Syracuse	2	92	46.0	48	0	0	1	0	1	1-1 34 0	7 432 61.7 3 0
Oct 18	NOTRE DAME	5	211	42.2	54	0	0	2	1	1	1-1 28 0	6 370 61.7 2 0
Oct 30	at LOUISVILLE	4	181	45.2	54	0	1	2	2	3	0-1 0 0	7 443 63.3 4 0
Florida State		30	1222	40.7	54	0	2	15	4	10	14-15 52 0	59 3677 62.3 25 1
		43	1856	43.2	63	0	3	20	11	17	10-13 46 0	38 2245 59.1 9 3

FLORIDA STATE FOOTBALL

2014 INDIVIDUAL STATISTICS

Rushing	gp	att	gain	loss	net	avg	td	lg	avg/g
Karlos Williams	7	98	464	14	450	4.6	7	28	64.3
Dalvin Cook	7	68	409	29	380	5.6	5	40	54.3
Mario Pender	5	32	209	9	200	6.2	4	56	40.0
Jameis Winston	7	30	145	101	44	1.5	2	28	6.3
Kermit Whitfield	8	2	33	0	33	16.5	0	21	4.1
Ryan Green	5	4	24	0	24	6.0	0	8	4.8
Johnathan Vickers	7	1	3	0	3	3.0	0	3	0.4
Freddie Stevenson	8	1	0	0	0	0.0	0	0	0.0
Nick O'Leary	8	0	0	0	0	0.0	1	0	0.0
Rashad Greene	8	1	0	2	-2	-2.0	0	0	-0.2
TEAM	5	6	0	29	-29	-4.8	0	0	-5.8
Sean Maguire	3	8	4	53	-49	-6.1	0	3	-16.3
Total	8	251	1291	237	1054	4.2	19	56	131.8
Opponents	8	313	1414	230	1184	3.8	10	36	148.0

Passing	gp	effic	comp-att-int	pct	yds	td	lg	avg/g
Jameis Winston	7	154.53	174-259-9	67.2	2279	16	68	325.6
Sean Maguire	3	114.73	25-46-2	54.3	339	1	74	113.0
Total	8	148.53	199-305-11	65.2	2618	17	74	327.2
Opponents	8	126.12	159-273-8	58.2	1925	12	71	240.6

Receiving	gp	no.	yds	avg	td	lg	avg/g
Rashad Greene	8	58	853	14.7	4	74	106.6
Nick O'Leary	8	33	364	11.0	2	21	45.5
Jesus Wilson	7	28	356	12.7	4	39	50.9
Travis Rudolph	7	19	308	16.2	3	68	44.0
Karlos Williams	7	15	143	9.5	0	27	20.4
Kermit Whitfield	8	8	85	10.6	0	24	10.6
Dalvin Cook	7	8	76	9.5	0	14	10.9
Mario Pender	5	8	42	5.2	1	11	8.4
Ermon Lane	8	7	165	23.6	1	59	20.6
Christian Green	8	6	120	20.0	1	62	15.0
Freddie Stevenson	8	4	53	13.2	1	35	6.6
Kevin Haplea	8	2	19	9.5	0	10	2.4
Jarred Haggins	8	1	18	18.0	0	18	2.2
Ja'Vonn Harrison	4	1	9	9.0	0	9	2.2
Ryan Izzo	2	1	7	7.0	0	7	3.5
Total	8	199	2618	13.2	17	74	327.2
Opponents	8	159	1925	12.1	12	71	240.6

Punt Returns	no.	yds	avg	td	lg
Rashad Greene	11	122	11.1	0	28
Jesus Wilson	2	19	9.5	0	13
Total	13	141	10.8	0	28
Opponents	7	53	7.6	0	28

Interceptions	no.	yds	avg	td	lg
Jacob Pugh	2	5	2.5	0	5
Nate Andrews	2	9	4.5	1	9
P.J. Williams	1	14	14.0	0	14
Tyler Hunter	1	0	0.0	0	0
Reggie Northrup	1	0	0.0	0	0
Jalen Ramsey	1	27	27.0	0	27
Total	8	55	6.9	1	27
Opponents	11	101	9.2	0	26

Kick Returns	no.	yds	avg	td	lg
Kermit Whitfield	16	331	20.7	0	30
Jesus Wilson	4	98	24.5	0	34
Kevin Haplea	3	32	10.7	0	12
Karlos Williams	1	14	14.0	0	14
Freddie Stevenson	1	5	5.0	0	5
Total	25	480	19.2	0	34
Opponents	33	587	17.8	0	46

Fumble Returns	no.	yds	avg	td	lg
Reggie Northrup	1	31	31.0	1	31
Total	1	31	31.0	1	31
Opponents	0	0	0.0	0	0

FLORIDA STATE FOOTBALL

2014 INDIVIDUAL STATISTICS

Scoring	td	fg	PAT				dpx	saf	pts
			kick	rush	rcv	pass			
Roberto Aguayo	-	14-15	37-37	-	-	-	-	-	79
Karlos Williams	7	-	-	-	-	-	-	-	42
Dalvin Cook	5	-	-	-	-	-	-	-	30
Mario Pender	5	-	-	-	-	-	-	-	30
Rashad Greene	4	-	-	-	-	-	-	-	24
Jesus Wilson	4	-	-	-	-	-	-	-	24
Nick O'Leary	3	-	-	-	-	-	-	-	18
Travis Rudolph	3	-	-	-	-	-	-	-	18
Jameis Winston	2	-	-	-	-	-	-	-	12
Christian Green	1	-	-	-	-	-	-	-	6
Reggie Northrup	1	-	-	-	-	-	-	-	6
Freddie Stevenson	1	-	-	-	-	-	-	-	6
Nate Andrews	1	-	-	-	-	-	-	-	6
Ermon Lane	1	-	-	-	-	-	-	-	6
Total	38	14-15	37-37	-	-	-	-	-	307
Opponents	22	10-13	20-21	-	-	0-1	-	-	182

Total Offense	g	plays	rush	pass	total	avg/g
Jameis Winston	7	289	44	2279	2323	331.9
Karlos Williams	7	98	450	0	450	64.3
Dalvin Cook	7	68	380	0	380	54.3
Sean Maguire	3	54	-49	339	290	96.7
Mario Pender	5	32	200	0	200	40.0
Kermit Whitfield	8	2	33	0	33	4.1
Ryan Green	5	4	24	0	24	4.8
Johnathan Vickers	7	1	3	0	3	0.4
Rashad Greene	8	1	-2	0	-2	-0.2
TEAM	5	6	-29	0	-29	-5.8
Total	8	556	1054	2618	3672	459.0
Opponents	8	586	1184	1925	3109	388.6

Field Goals	fg	pct.	01-19	20-29	30-39	40-49	50-99	lg	blk
Roberto Aguayo	14-15	93.3	0-0	5-5	4-4	3-4	2-2	52	0

FG Sequence	Florida State	Opponents
OSU	(36),(27),(37)	42,(37)
The Citadel	(22),(27),(24)	-
Clemson	(50)	23,(30),40
NC State	-	(37),(25)
Wake Forest	(43),(40),(52),(42),(32)	(36)
Syracuse	(34)	(21),(32)
Notre Dame	(28)	(34),(46)

Player	g	rush	rcv	pr	kr	total	avg/g
Rashad Greene	8	-2	853	122	0	973	121.6
Karlos Williams	7	0	356	19	98	473	67.6
Jesus Wilson	7	380	76	0	0	456	65.1
Kermit Whitfield	8	33	85	0	331	449	56.1
Nick O'Leary	8	0	364	0	0	364	45.5
Travis Rudolph	7	0	308	0	0	308	44.0
Mario Pender	5	200	42	0	0	242	48.4
Ermon Lane	8	0	165	0	0	165	20.6
Christian Green	8	0	120	0	0	120	15.0
Freddie Stevens	8	0	53	0	5	58	7.2
Kevin Haplea	8	0	19	0	32	51	6.4
Jameis Winston	7	44	0	0	0	44	6.3
Jalen Ramsey	8	0	0	0	27	27	3.4
Ryan Green	5	24	0	0	0	24	4.8
Jarred Haggins	8	0	18	0	0	18	2.2
P.J. Williams	7	0	0	0	14	14	2.0
Ja'Vonn Harris	4	0	9	0	0	9	2.2
Nate Andrews	8	0	0	0	9	9	1.1
Ryan Izzo	2	0	7	0	0	7	3.5
Jacob Pugh	7	0	0	0	5	5	0.7
Johnathan Vicke	7	3	0	0	0	3	0.4
TEAM	5	-29	0	0	0	-29	-5.8
Sean Maguire	3	-49	0	0	0	-49	-16.3
Total	8	1054	2618	141	480	55	4348
Opponents	8	1184	1925	53	587	101	3850

Punting	no.	yds	avg	lg	tb	fc	i20	50+	blk
Cason Beatty	30	1222	40.7	54	2	15	10	4	0
Total	30	1222	40.7	54	2	15	10	4	0
Opponents	43	1856	43.2	63	3	20	17	11	0

Kickoffs	no.	yds	avg	tb	ob	retn	net	ydln
Roberto Aguayo	59	3677	62.3	25	1			
Total	59	3677	62.3	25	1	17.8	41.8	23
Opponents	38	2245	59.1	9	3	19.2	40.5	24

FLORIDA STATE FOOTBALL

2014 DEFENSIVE STATISTICS

#	Defensive Leaders	gp	Tackles				Sacks no-yds	Pass defense			Fumbles		blkd	
			ua	a	tot	tfl/yds		int-yds	brup	qbh	rcv-yds	ff	kick	saf
5N	Reggie Northrup	8	32	35	67	2.0-5	1.0-1	1-0	1	1	1-31	1	.	.
24	Terrance Smith	6	33	28	61	4.0-12	1.0-6	.	1	1	.	2	.	.
8	Jalen Ramsey	8	30	22	52	5.0-19	1.0-9	1-27	4	1	.	1	.	.
29	Nate Andrews	8	36	15	51	0.5-2	.	2-9	4	1	1-0	.	.	.
1	Tyler Hunter	8	31	10	41	.	.	1-0	6	1
26	P.J. Williams	7	23	9	32	2.0-2	.	1-14	8	1	1-0	1	.	.
90	Eddie Goldman	8	16	11	27	7.5-30	4.0-24	.	1	1	.	1	.	.
3	Ronald Darby	8	15	10	25	1.0-2	.	.	3	.	.	1	.	.
15	Mario Edwards Jr.	7	13	9	22	6.0-31	2.0-23	.	3	1	.	1	.	.
44	Demarcus Walker	8	13	7	20	4.0-14	1.0-6	.	.	4	.	1	.	.
43	Desmond Hollin	7	10	9	19	3.0-9
41	Lorenzo Featherston	8	9	8	17	5.0-31	1.0-17	.	.	2	1-0	1	.	.
1L	E.J. Levenberry	7	10	7	17	1.0-2	.	.	1
21	Chris Casher	7	7	8	15	2.5-8	1.0-5	.	1
99	Nile LawrenceStampf	3	4	5	9	0.5-0
42	Lamarcus Brutus	8	4	5	9
7T	Matthew Thomas	2	8	1	9	1.0-3
16	Jacob Pugh	7	5	3	8	2.0-4	.	2-5	1	.	1-0	.	.	.
91	Derrick Nnadi	4	4	4	8	1.5-2	.	.	1
18	Ro'Derrick Hoskins	7	2	6	8
11	Derrick Mitchell Jr.	6	1	7	8	.	.	.	1	1
20	Trey Marshall	5	2	3	5	0.5-2
23	Freddie Stevenson	8	2	1	3
22	Johnathan Vickers	7	3	.	3
27	Marquez White	7	2	1	3
2L	Tyrell Lyons	8	1	2	3
19	Roberto Aguayo	8	3	.	3
37	Keelin Smith	7	3	.	3
35	Nick O'Leary	8	2	.	2
95	Keith Bryant	1	1	1	2
4	Dalvin Cook	7	.	2	2
92	Justin Shanks	3	1	1	2
4N	Giorgio Newberry	8	1	1	2	1-0	.	.	.
12	Jarred Haggins	8	1	1	2
52	Ukeme Eligwe	1	.	2	2
98	Rick Leonard	3	1	.	1
93	Demarcus Christmas	2	.	1	1
54	Tre' Jackson	8	1	.	1
62	Austin Barron	5	1	.	1
6	Ryan Green	5	.	1	1
5	Jameis Winston	7	1	.	1	1	.	.
6	Nick Waisome	6	1	.	1
70	Josue Matias	8	1	.	1
1R	Travis Rudolph	7	1-0	.	.	.
Total		8	334	236	570	49-178	12-91	8-55	36	15	7-31	11	.	.
Opponents		8	328	180	508	44-222	17-145	11-101	33	19	5-0	6	.	.

2014 GAME-BY-GAME STARTS

	OSU	CIT	CLEM	NCST	WF	SU	ND	LOU	UVA	MIA	BC	UF
X	Greene	Greene	Greene	Greene	Greene	Greene	Greene	Greene				
LT	Erving	Erving	Erving	Erving	Erving	Erving	Erving	Erving				
LG	Matias	Matias	Matias	Matias	Matias	Matias	Matias	Matias				
C	Barron	Barron	Barron	Barron	Barron	Hoefeld	Hoefeld	Hoefeld				
RG	Jackson	Jackson	Jackson	Jackson	Jackson	Jackson	Jackson	Jackson				
RT	Hart	Hart	Hart	Hart	Hart	Hart	Hart	Hart				
Y	O'Leary (TE)	O'Leary (TE)	O'Leary (TE)	Wilson	O'Leary (TE)	Wilson	Wilson	O'Leary (TE)				
Z	Green	Green	Green	Green	Green	Rudolph	Rudolph	Lane				
QB	Winston	Winston	Maguire	Winston	Winston	Winston	Winston	Winston				
FB	Stevenson	Stevenson	Stevenson	O'Leary (TE)	Stevenson	O'Leary (TE)	O'Leary (TE)	Stevenson				
TB	K. Williams	K. Williams	K. Williams	K. Williams	K. Williams	Pender	Cook	K. Williams				
PK	Aguayo	Aguayo	Aguayo	Aguayo	Aguayo	Aguayo	Aguayo	Aguayo				
DS	Gabbard	Gabbard	Gabbard	Gabbard	Gabbard	Gabbard	Gabbard	Gabbard				
HO	Beatty	Beatty	Beatty	Beatty	Beatty	Beatty	Beatty	Beatty				
KO	Aguayo	Aguayo	Aguayo	Aguayo	Aguayo	Aguayo	Aguayo	Aguayo				
P	Beatty	Beatty	Beatty	Beatty	Beatty	Beatty	Beatty	Beatty				
DT	Goldman	Goldman	Goldman	Goldman	Goldman	Goldman	Goldman	Goldman				
NG	Lawrence-Stample	Lawrence-Stample	Mitchell (DE)	Mitchell	Hollin	Hollin	Mitchell	Mitchell				
JLB	Edwards, Jr.	Edwards, Jr.	Edwards, Jr.	Casher	Edwards Jr.	Edwards Jr.	Edwards Jr.	Edwards Jr.				
WLB	Smith	Smith	Smith	Smith	Levenberry	Smith	Smith	Thomas				
MLB	Northrup	Northrup	Northrup	Northrup	Northrup	Northrup	Northrup	Northrup				
SLB	Walker	Walker	Walker	Walker	Featherston	Featherston	Featherston	Walker				
NB	Ramsey	Ramsey	Ramsey	Ramsey	Ramsey	Ramsey	Ramsey	Ramsey				
CB	Darby	Darby	Darby	Darby	Darby	Darby	Darby	Darby				
FS	Hunter	Hunter	Hunter	Hunter	Hunter	Hunter	Hunter	Hunter				
SS	Andrews	Andrews	Andrews	Andrews	Andrews	Andrews	Andrews	Andrews				
CB	P.J. Williams	P.J. Williams	P.J. Williams	P.J. Williams	P.J. Williams	P.J. Williams	P.J. Williams	P.J. Williams				

CAREER STARTS LIST

Player	'11	'12	'13	'14	Ttl
Roberto Aguayo	-	-	14	8	22
Nate Andrews	-	-	1	8	9
Austin Barron	3	1	1	5	10
Cason Beatty	-	14	14	8	36
Ruben Carter	-	-	1	-	1
Chris Casher	-	-	-	1	1
Dalvin Cook	-	-	-	1	1
Ronald Darby	-	-	9	8	17
Mario Edwards Jr.	-	2	11	7	20
Cameron Erving	-	14	14	8	36
Lorenzo Featherston	-	-	-	3	3
Eddie Goldman	-	-	12	8	20
Christian Green	4	-	-	5	9
Rashad Greene	3	13	13	8	37
Jarred Haggins	1	2	-	-	3
Kevin Haplea	-	2	-	-	2
Bobby Hart	9	-	14	8	31
Ryan Hoefeld	-	-	-	3	3
Desmond Hollin	-	-	-	2	2
Tyler Hunter	-	3	3	8	14
Tre' Jackson	1	14	13	8	36
Ermon Lane	-	-	-	1	1
Nile Lawrence Stample	-	-	6	2	8
E.J. Levenberry	-	-	1	1	2
Sean Maguire	-	-	-	1	1
Josue Matias	1	14	14	8	37
Derrick Mitchell Jr.	-	-	-	5	5
Georgio Newberry	-	-	1	-	1
Reggie Northrup	-	-	-	8	8
Nick O'Leary	2	11	13	8	34
Mario Pender	-	-	-	1	1
Jalen Ramsey	-	-	14	8	22
Travis Rudolph	-	-	-	2	2
Terrance Smith	-	-	10	6	16
Freddie Stevenson	-	-	-	5	5
Matthew Thomas	-	-	-	1	1
Nick Waisome	-	14	-	1	15
DeMarcus Walker	-	-	3	5	8
Karlos Williams	-	1	-	6	7
P.J. Williams	-	-	11	8	19
Jesus Wilson	-	-	-	3	3
Jameis Winston	-	-	14	7	21

(Bowl Games Included in Totals)

2014 GAME BY GAME CAPTAINS

OKLAHOMA STATE	Mario Edwards Jr.
	Rashad Greene
	Jarred Haggins
THE CITADEL	Christian Green
	Tre' Jackson
	Terrance Smith
CLEMSON	Mario Edwards Jr.
	Cameron Erving
	Jarred Haggins
NC STATE	Terrance Smith
	Tre' Jackson
	Jarred Haggins
WAKE FOREST	Jarred Haggins
	Josue Matias
	Eddie Goldman
SYRACUSE	Jarred Haggins
	Mario Edwards Jr.
	Rashad Greene
NOTRE DAME	Jarred Haggins
	Mario Edwards Jr.
	Bobby Hart
	Tre' Jackson
LOUISVILLE	Jarred Haggins
	Mario Edwards Jr.
	Rashad Greene

FLORIDA STATE FOOTBALL

2014 GAME-BY-GAME PARTICIPATION

	Name	GP/GS	OSU	CIT	CLEM	NCST	WF	SU	ND	LOU	UVA	MIA	BC	UF
19	Aguayo, R.	8/-	XXX	XXX	XXX	XXX	XXX	XXX	XXX	XXX				
29	Andrews, N.	8/8	START	START	START	START	START	START	START	START				
72	Are, K.	4/-	XXX	XXX	XXX	XXX				
62	Barron, A.	5/5	START	START	START	START	START				
38	Beatty, C.	8/-	XXX	XXX	XXX	XXX	XXX	XXX	XXX	XXX				
78	Bell, W.	2/-	...	XXX	XXX				
42	Brutus, L.	8/-	XXX	XXX	XXX	XXX	XXX	XXX	XXX	XXX				
95	Bryant, K.	1/-	...	XXX				
65	Carter, R.	1/-	XXX				
21	Casher, C.	7/1	...	XXX	XXX	START	XXX	XXX	XXX	XXX				
93	Christmas, D.	2/-	...	XXX	XXX				
4	Cook, D.	7/1	...	XXX	XXX	XXX	XXX	XXX	START	XXX				
3	Darby, R.	8/8	START	START	START	START	START	START	START	START				
3D	Dixon, R.	1/-	XXX				
15	Edwards, M.	7/7	START	START	START	...	START	START	START	START				
52	Eligwe, U.	1/-	XXX				
75	Erving, C.	8/8	START	START	START	START	START	START	START	START				
41	Featherston, L.	8/3	XXX	XXX	XXX	XXX	START	START	START	XXX				
1F	Franklin, J.	2/-	...	XXX	XXX				
47	Gabbard, S.	8/-	XXX	XXX	XXX	XXX	XXX	XXX	XXX	XXX				
90	Goldman, E.	8/8	START	START	START	START	START	START	START	START				
89	Green, C.	8/5	START	START	START	START	START	XXX	XXX	XXX				
6	Green, R.	5/-	XXX	XXX	XXX	XXX	XXX				
80	Greene, R.	8/8	START	START	START	START	START	START	START	START				
12	Haggins, J.	8/-	XXX	XXX	XXX	XXX	XXX	XXX	XXX	XXX				
33	Haplea, K.	8/-	XXX	XXX	XXX	XXX	XXX	XXX	XXX	XXX				
13	Harrison, J.	4/-	...	XXX	XXX	...	XXX	XXX				
51	Hart, B.	8/8	START	START	START	START	START	START	START	START				
59	Hoeft, R.	5/3	...	XXX	XXX	START	START	START				
43	Hollin, D.	7/2	...	XXX	XXX	XXX	START	START	XXX	XXX				
18	Hoskins, R.	7/-	XXX	XXX	XXX	XXX	XXX	XXX	XXX	...				
1	Hunter, T.	8/8	START	START	START	START	START	START	START	START				
81	Izzo, R.	2/-	XXX	XXX				
87	Jackson, J.	1/-	...	XXX				
28	Jackson, M.	2/-	...	XXX	XXX				
54	Jackson, T.	8/8	START	START	START	START	START	START	START	START				
77	Johnson, R.	2/-	...	XXX	XXX				
85	Kerr, J.	8/-	XXX	XXX	XXX	XXX	XXX	XXX	XXX	XXX				
1A	Lane, E.	8/1	XXX	XXX	XXX	XXX	XXX	XXX	XXX	START				
99	LawrenceStample	3/2	START	START	XXX				
98	Leonard, R.	3/-	...	XXX	XXX	XXX				
1L	Levenberry, E.	7/1	XXX	XXX	XXX	XXX	START	XXX	XXX	...				
2L	Lyons, T.	8/-	XXX	XXX	XXX	XXX	XXX	XXX	XXX	XXX				
10	Maguire, S.	3/1	...	XXX	START	...	XXX				
20	Marshall, T.	5/-	XXX	XXX	XXX	XXX	XXX				
70	Matias, J.	8/8	START	START	START	START	START	START	START	START				
55	Mavety, C.	2/-	...	XXX	XXX				
11	Mitchell, D.	6/4	XXX	XXX	START	START	START	START				
4N	Newberry, G.	8/-	XXX	XXX	XXX	XXX	XXX	XXX	XXX	XXX				
91	Nnadi, D.	4/-	...	XXX	...	XXX	XXX	XXX				
5N	Northrup, R.	8/8	START	START	START	START	START	START	START	START				
35	O'Leary, N.	8/8	START	START	START	START	START	START	START	START				
7	Pender, M.	5/1	XXX	XXX	XXX	...	XXX	START				
16	Pugh, J.	7/-	XXX	XXX	XXX	XXX	XXX	XXX	XXX	...				
8	Ramsey, J.	8/8	START	START	START	START	START	START	START	START				
1R	Rudolph, T.	7/2	XXX	XXX	...	XXX	XXX	START	START	XXX				
88	Saunders, M.	1/-	XXX				
92	Shanks, J.	3/-	...	XXX	XXX	...	XXX	...				
37	Smith, K.	7/-	...	XXX	XXX	XXX	XXX	XXX	XXX	XXX				
24	Smith, Terr.	6/6	START	START	START	START	...	START	START	...				
23	Stevenson, F.	8/5	START	START	START	XXX	START	XXX	XXX	START				
7T	Thomas, M.	2/1	XXX	START				
22	Vickers, J.	7/-	XXX	XXX	...	XXX	XXX	XXX	XXX	XXX				
6W	Waisome, N.	6/1	XXX	START	XXX	XXX	XXX	XXX				
44	Walker, D.	8/5	START	START	START	START	XXX	XXX	XXX	START				
66	Weeks, K.	8/-	XXX	XXX	XXX	XXX	XXX	XXX	XXX	XXX				
27	White, M.	7/-	XXX	XXX	...	XXX	XXX	XXX	XXX	XXX				
8W	Whitfield, K.	8/-	XXX	XXX	XXX	XXX	XXX	XXX	XXX	XXX				
9	Williams, K.	7/6	START	START	START	START	START	...	XXX	START				
26	Williams, P.J.	7/7	START	...	START	START	START	START	START	START				
3W	Wilson, J.	7/2	...	XXX	XXX	XXX	XXX	START	START	XXX				
5	Winston, J.	7/7	START	START	...	START	START	START	START	START				

FLORIDA STATE FOOTBALL

2014 GAME-BY-GAME TEAM STATISTICS

TEAM STATISTICS

Date	Opponent	Rushing				Receiving				Passing				Kick Returns				Punt Returns				tot off
		no.	yds	td	lg	no.	yds	td	lg	cmp-att-int	yds	td	lg	no.	yds	td	lg	no.	yds	td	lg	
Aug 30	vs OSU	31	106	2	28	25	370	1	62	25-40-2	370	1	62	3	44	0	25	1	2	0	2	476
Sep 06	THE CITADEL	35	210	2	21	25	284	2	46	25-32-0	284	2	46	1	12	0	12	2	28	0	13	494
Sep 20	CLEMSON	27	13	2	13	21	304	1	74	21-39-2	304	1	74	4	65	0	29	1	28	0	28	317
Sep 27	at NC State	33	166	4	35	26	365	4	40	26-38-2	365	4	40	5	101	0	34	2	18	0	20	531
Oct 04	WAKE FOREST	33	171	2	56	24	304	1	59	24-41-1	304	1	59	2	54	0	29	2	32	0	16	475
Oct 11	at Syracuse	36	165	2	23	30	317	3	44	30-36-0	317	3	44	2	36	0	18	2	5	0	4	482
Oct 18	NOTRE DAME	26	50	2	10	23	273	2	33	23-31-1	273	2	33	3	64	0	30	1	17	0	17	323
Opponents		221	881	16	56	174	2217	14	74	174-257-8	2217	14	74	20	376	0	34	11	130	0	28	3098
		280	1026	7	36	139	1595	11	55	139-235-7	1595	11	55	30	541	0	46	6	53	0	28	2621

Games played: 7

Avg per rush: 4.0

Avg per catch: 12.7

Pass efficiency: 151.92

Kick ret avg: 18.8

Punt ret avg: 11.8

All purpose avg/game: 522.7

Total offense avg/gm: 442.6

Date	Opponent	Tackles				Sacks no-yds	Fumble		Pass Defense			blkd kick	PAT Attempts			off		
		ua	a	total	tfl-yds		ff	fr-yds	int-yds	qbh	brup		kick	rush	rcv	saf	t/o	pts
Aug 30	vs OSU	37	34	71	3.0-20	1.0-14	1	1-0	1-9	3	5	0	4-4	0	0	0	28	37
Sep 06	THE CITADEL	36	42	78	7.0-21	0.0-0	2	0-0	0-0	0	2	0	4-4	0	0	0	0	37
Sep 20	CLEMSON	39	32	71	5.0-13	1.0-4	1	1-0	0-0	2	3	0	2-2	0	0	0	0	23
Sep 27	at NC State	44	50	94	7.0-45	4.0-38	3	2-0	0-0	4	4	0	8-8	0	0	0	28	56
Oct 04	WAKE FOREST	34	42	76	11.0-34	1.0-9	2	2-31	1-14	2	4	0	4-4	0	0	0	28	43
Oct 11	at Syracuse	44	4	48	5.0-9	1.0-1	0	0-0	3-27	1	1	0	5-5	0	0	0	30	38
Oct 18	NOTRE DAME	51	20	71	5.0-16	3.0-13	1	0-0	2-5	1	10	0	4-4	0	0	0	0	31
Opponents		285	224	509	43.0-158	11.0-79	10	6-31	7-55	13	29	0	31-31	0	0	0	114	265
		286	160	446	42.0-199	15.0-122	6	5-0	8-87	12	26	0	16-17	0	0	0	129	151

		Punting									Field Goals			Kickoffs				
Date	Opponent	no.	yds	avg	long	blkd	tb	fc	50+	i20	md-att	long	blkd	no.	yds	avg	tb	ob
Aug 30	vs OSU	5	179	35.8	39	0	0	3	0	0	3-3	37	0	8	464	58.0	1	0
Sep 06	THE CITADEL	1	40	40.0	40	0	0	0	0	0	3-3	27	0	8	525	65.6	8	0
Sep 20	CLEMSON	8	323	40.4	50	0	0	5	1	4	1-1	50	0	4	252	63.0	2	0
Sep 27	at NC State	3	119	39.7	42	0	0	2	0	1	0-0	0	0	9	560	62.2	2	0
Oct 04	WAKE FOREST	2	77	38.5	39	0	1	0	0	0	5-5	52	0	10	631	63.1	3	1
Oct 11	at Syracuse	2	92	46.0	48	0	0	1	0	1	1-1	34	0	7	432	61.7	3	0
Oct 18	NOTRE DAME	5	211	42.2	54	0	0	2	1	1	1-1	28	0	6	370	61.7	2	0
		26	1041	40.0	54	0	1	13	2	7	14-14	52	0	52	3234	62.2	21	1
Opponents		37	1639	44.3	63	0	2	18	11	17	9-12	46	0	32	1861	58.2	8	3

FLORIDA STATE FOOTBALL

2014 GAME-BY-GAME OPPONENT STATISTICS

OPPONENT STATISTICS

Date	Opponent	Rushing				Receiving				Passing				Kick Returns				Punt Returns				tot off
		no.	yds	td	lg	no.	yds	td	lg	cmp-att-int	yds	td	lg	no.	yds	td	lg	no.	yds	td	lg	
Aug 30	vs OSU	42	161	3	24	15	203	1	55	15-28-1	203	1	55	7	159	0	46	2	32	0	28	364
Sep 06	THE CITADEL	56	250	0	29	5	72	2	24	5-14-0	72	2	24	0	0	0	0	0	0	0	0	322
Sep 20	CLEMSON	40	101	2	14	22	306	0	39	22-33-0	306	0	39	2	25	0	13	1	0	0	0	407
Sep 27	at NC State	37	161	2	36	32	359	3	54	32-50-0	359	3	54	7	90	0	26	1	6	0	6	520
Oct 04	WAKE FOREST	39	40	0	17	13	86	0	22	13-22-1	86	0	22	6	115	0	30	1	10	0	10	126
Oct 11	at Syracuse	31	156	0	35	21	256	2	41	21-36-3	256	2	41	4	85	0	29	0	0	0	0	412
Oct 18	NOTRE DAME	35	157	0	20	31	313	3	30	31-52-2	313	3	30	4	67	0	20	1	5	0	5	470
Oct 30	at LOUISVILLE	33	158	3	20	20	330	1	71	20-38-1	330	1	71	3	46	0	19	1	0	0	0	488
Opponents		313	1184	10	36	159	1925	12	71	159-273-8	1925	12	71	33	587	0	46	7	53	0	28	3109
		251	1054	19	56	199	2618	17	74	199-305-11	2618	17	74	25	480	0	34	13	141	0	28	3672

Games played: 8

Avg per rush: 3.8

Avg per catch: 12.1

Pass efficiency: 126.12

Kick ret avg: 17.8

Punt ret avg: 7.6

All purpose avg/game: 481.2

Total offense avg/gm: 388.6

Date	Opponent	Tackles				Sacks		Fumble		Pass Defense			blkd	PAT Attempts				off		
		ua	a	total	tfl-yds	no-yds	ff	fr-yds	int-yds	qbh	brup	kick	kick	rush	rcv	saf	t/o	pts		
Aug 30	vs OSU	38	28	66	5.0-28	2.0-20	1	0-0	2-14	1	5	0	4-4	0	0	0	6	31		
Sep 06	THE CITADEL	41	28	69	3.0-5	0.0-0	1	0-0	0-0	0	2	0	0-1	0	0	0	0	12		
Sep 20	CLEMSON	35	20	55	10.0-60	5.0-49	0	0-0	2-28	4	6	0	2-2	0	0	0	14	17		
Sep 27	at NC State	37	38	75	7.0-35	3.0-26	1	2-0	2-19	1	3	0	5-5	0	0	0	80	41		
Oct 04	WAKE FOREST	44	14	58	7.0-35	3.0-12	1	1-0	1-26	2	4	0	0-0	0	0	0	6	3		
Oct 11	at Syracuse	54	16	70	4.0-12	1.0-7	2	2-0	0-0	1	4	0	2-2	0	0	0	9	20		
Oct 18	NOTRE DAME	37	16	53	6.0-24	1.0-8	0	0-0	1-0	3	2	0	3-3	0	0	0	14	27		
Oct 30	at LOUISVILLE	42	20	62	2.0-23	2.0-23	0	0-0	3-14	7	7	0	4-4	0	0	0	28	31		
Opponents		328	180	508	44.0-222	17.0-145	6	5-0	11-101	19	33	0	20-21	0	0	0	157	182		
		334	236	570	49.0-178	12.0-91	11	7-31	8-55	15	36	0	37-37	0	0	0	114	307		

		Punting										Field Goals			Kickoffs				
Date	Opponent	no.	yds	avg	long	blkd	tb	fc	50+	i20	md-att	long	blkd	no.	yds	avg	tb	ob	
Aug 30	vs OSU	6	240	40.0	52	0	0	4	2	4	1-2	37	0	4	227	56.8	1	0	
Sep 06	THE CITADEL	4	188	47.0	54	0	2	0	1	1	0-0	0	0	3	118	39.3	0	1	
Sep 20	CLEMSON	7	302	43.1	57	0	0	4	2	2	1-3	30	0	4	210	52.5	0	0	
Sep 27	at NC State	5	238	47.6	54	0	0	3	2	3	2-2	37	0	8	491	61.4	3	0	
Oct 04	WAKE FOREST	9	395	43.9	63	0	0	5	2	4	1-1	36	0	2	127	63.5	0	0	
Oct 11	at Syracuse	3	145	48.3	54	0	0	1	1	1	2-2	32	0	5	312	62.4	2	1	
Oct 18	NOTRE DAME	3	131	43.7	52	0	0	1	1	2	2-2	46	0	6	376	62.7	2	1	
Oct 30	at LOUISVILLE	6	217	36.2	48	0	1	2	0	0	1-1	33	0	6	384	64.0	1	0	
Opponents		43	1856	43.2	63	0	3	20	11	17	10-13	46	0	38	2245	59.1	9	3	
		30	1222	40.7	54	0	2	15	4	10	14-15	52	0	59	3677	62.3	25	1	

FLORIDA STATE FOOTBALL

2014 GAME-BY-GAME INDIVIDUAL STATISTICS

#5 Winston, J.	Comp	Att	Int	Pct	Yards	TD	Long	Sacked	Effic
OSU	25	40	2	62.5	370	1	62	2-20	138.45
The Citadel	22	27	0	81.5	256	2	46	0-0	185.57
NC State	26	38	2	68.4	365	4	40	3-26	173.32
Wake Forest	23	39	1	59.0	297	1	59	2-8	126.28
Syracuse	30	36	0	83.3	317	3	44	1-7	184.80
Notre Dame	23	31	1	74.2	273	2	33	1-8	163.01
LOUISVILLE	25	48	3	52.1	401	3	68	2-23	130.38
TOTALS	174	259	9	67.2	2279	16	68	11-92	154.53

#10 Maguire, S.	Comp	Att	Int	Pct	Yards	TD	Long	Sacked	Effic
The Citadel	3	5	0	60.0	28	0	10	0-0	107.04
Clemson	21	39	2	53.8	304	1	74	5-49	117.53
Wake Forest	1	2	0	50.0	7	0	7	1-4	79.40
TOTALS	25	46	2	54.3	339	1	74	6-53	114.73

RUSHING	No-Yds/TD	OSU	CIT	CU	ST	WF	SU	ND	LOU
Williams, K.	98-450/7	23-66/0	9-66/1	10-45/1	21-126/3	11-50/0	DNP	8-25/2	16-72/0
Cook, D.	68-380/5	DNP	13-67/1	1-3/0	6-45/1	4-13/0	23-122/1	12-20/0	9-110/2
Pender, M.	32-200/4	3-31/1	7-38/0	8-15/1	DNP	5-70/1	9-46/1	DNP	DNP
Winston, J.	30-44/2	5-9/1	2-2/0	DNP	5--3/0	7-34/1	4--3/0	4-8/0	3--3/0
Whitfield, K.	2-33/0	-	2-33/0	-	-	-	-	-	-
Green, R.	4-24/0	DNP	DNP	DNP	-	4-24/0	-	-	-
Vickers, J.	1-3/0	-	1-3/0	DNP	-	-	-	-	-
Stevenson, F.	1-0/0	-	-	-	-	-	-	1-0/0	-
Greene, R.	1--2/0	-	-	1--2/0	-	-	-	-	-
TEAM	6--29/0	DNP	DNP	1--2/0	1--2/0	1--16/0	DNP	1--3/0	2--6/0
Maguire, S.	8--49/0	DNP	1-1/0	6--46/0	DNP	1--4/0	DNP	DNP	DNP

RECEIVING	No-Yds/TD	OSU	CIT	CU	ST	WF	SU	ND	LOU
Greene, R.	58-853/4	11-203/1	4-80/0	9-135/1	11-125/1	3-33/0	6-107/0	8-108/1	6-62/0
O'Leary, N.	33-364/2	3-28/0	5-51/1	6-77/0	-	2-22/0	8-97/1	3-13/0	6-76/0
Wilson, J.	28-356/4	DNP	3-35/1	4-56/0	6-109/2	4-40/0	4-22/1	4-45/0	3-49/0
Rudolph, T.	19-308/3	-	-	DNP	1-40/0	4-66/1	6-46/0	6-80/1	2-76/1
Lane, E.	7-165/1	-	3-37/0	-	-	2-70/0	-	-	2-58/1
Williams, K.	15-143/0	5-36/0	2-15/0	1-27/0	3-29/0	1-4/0	DNP	2-27/0	1-5/0
Green, C.	6-120/1	2-73/0	-	1-9/0	2-31/1	1-7/0	-	-	-
Whitfield, K.	8-85/0	3-30/0	1-7/0	-	2-26/0	1-9/0	1-13/0	-	-
Cook, D.	8-76/0	DNP	-	-	1-5/0	1-14/0	2-17/0	-	4-40/0
Stevenson, F.	4-53/1	-	2-18/0	-	-	1-0/0	-	-	1-35/1
Pender, M.	8-42/1	1-0/0	2-13/0	-	DNP	2-14/0	3-15/1	DNP	DNP
Haplea, K.	2-19/0	-	2-19/0	-	-	-	-	-	-
Haggins, J.	1-18/0	-	-	-	-	1-18/0	-	-	-
Harrison, J.	1-9/0	DNP	1-9/0	-	DNP	-	-	DNP	DNP
Izzo, R.	1-7/0	-	DNP	DNP	DNP	1-7/0	DNP	DNP	DNP

ALL-PURPOSE YARDS	Total	OSU	CIT	CU	ST	WF	SU	ND	LOU
Greene, R.	973	205	90	161	143	65	111	125	73
Williams, K.	607	116	81	72	155	54	DNP	52	77
Wilson, J.	473	DNP	53	56	143	40	41	65	75
Cook, D.	456	DNP	67	3	50	27	139	20	150
Whitfield, K.	449	55	40	56	82	63	31	44	78
O'Leary, N.	364	28	51	77	-	22	97	13	76
Rudolph, T.	308	-	-	DNP	40	66	46	80	76
Pender, M.	242	31	51	15	DNP	84	61	DNP	DNP
Lane, E.	165	-	37	-	-	70	-	-	58
Green, C.	120	73	-	9	31	7	-	-	-
Stevenson, F.	58	5	18	-	-	-	-	-	35
Haplea, K.	51	-	31	9	11	-	-	-	-
Winston, J.	44	9	2	DNP	-3	34	-3	8	-3
Ramsey, J.	27	-	-	-	-	-	27	-	-
Green, R.	24	DNP	DNP	DNP	-	24	-	-	-
Haggins, J.	18	-	-	-	-	18	-	-	-
Williams, P.J.	14	-	DNP	-	-	14	-	-	-
Andrews, N.	9	9	-	-	-	-	-	-	-
Harrison, J.	9	DNP	9	-	DNP	-	-	DNP	DNP
Izzo, R.	7	-	DNP	DNP	DNP	7	DNP	DNP	DNP
Pugh, J.	5	-	-	-	-	-	-	5	DNP
Vickers, J.	3	-	3	DNP	-	-	-	-	-
TEAM	-29	-	-	-2	-2	-16	-	-3	-6
Maguire, S.	-49	DNP	1	-46	DNP	-4	DNP	DNP	DNP

FLORIDA STATE FOOTBALL

2014 GAME-BY-GAME DEFENSE

Total Tackles	UA-A	Total	OSU	CIT	CU	ST	WF	SU	ND	LOU
Northrup, R.	32-35	67	2-5	5-5	1-7	5-5	2-6	7-0	2-3	8-4
Smith, Terr.	33-28	61	6-6	0-5	7-6	5-7	DNP	8-0	7-4	DNP
Ramsey, J.	30-22	52	7-5	4-4	3-4	4-5	3-2	2-1	2-0	5-1
Andrews, N.	36-15	51	1-1	2-2	7-3	3-3	2-4	6-0	10-0	5-2
Hunter, T.	31-10	41	3-3	2-1	3-2	8-2	4-1	1-0	6-0	4-1
Williams, P.J.	23-9	32	2-0	DNP	4-1	3-3	3-1	3-1	1-3	7-0
Goldman, E.	16-11	27	2-1	-	2-0	2-5	1-2	4-1	3-1	2-1
Darby, R.	15-10	25	0-3	2-1	-	2-3	1-0	1-1	6-1	3-1
Edwards, M.	13-9	22	2-2	0-1	1-2	DNP	3-2	3-0	2-2	2-0
Walker, D.	13-7	20	2-2	3-0	2-3	2-2	-	1-0	1-0	2-0
Hollin, D.	10-9	19	DNP	1-1	3-1	2-4	2-3	1-0	-	1-0
Featherston, L.	9-8	17	-	1-0	-	1-4	3-4	2-0	2-0	-
Levenberry, E.	10-7	17	2-1	5-2	-	0-2	1-2	2-0	-	DNP
Casher, C.	7-8	15	DNP	1-4	4-1	1-1	0-1	-	1-1	-
LawrenceStample	4-5	9	3-1	0-2	1-2	DNP	DNP	DNP	DNP	DNP
Thomas, M.	8-1	9	DNP	DNP	DNP	DNP	DNP	DNP	5-1	3-0
Brutus, L.	4-5	9	-	0-1	-	1-1	0-1	-	1-1	2-1
Mitchell, D.	1-7	8	0-1	1-3	-	-	DNP	DNP	0-2	0-1
Nnadi, D.	4-4	8	DNP	2-1	DNP	0-1	2-2	-	DNP	DNP
Pugh, J.	5-3	8	-	2-0	-	2-1	0-1	-	1-1	DNP
Hoskins, R.	2-6	8	1-0	1-3	-	-	0-3	-	-	DNP
Marshall, T.	2-3	5	0-1	1-2	-	-	DNP	DNP	DNP	1-0
White, M.	2-1	3	1-0	-	DNP	-	1-1	-	-	-
Stevenson, F.	2-1	3	1-1	-	1-0	-	-	-	-	-
Vickers, J.	3-0	3	-	-	DNP	-	2-0	-	1-0	-
Aguayo, R.	3-0	3	1-0	-	-	-	1-0	1-0	-	-
Smith, K.	3-0	3	DNP	-	-	-	2-0	1-0	-	-
Lyons, T.	1-2	3	-	0-2	-	-	-	-	-	1-0
Shanks, J.	1-1	2	DNP	1-0	DNP	DNP	0-1	DNP	-	DNP
Eligwe, U.	0-2	2	DNP	DNP	DNP	DNP	0-2	DNP	DNP	DNP
Cook, D.	0-2	2	DNP	-	-	0-1	0-1	-	-	-
Newberry, G.	1-1	2	-	-	-	-	0-1	1-0	-	-
Bryant, K.	1-1	2	DNP	1-1	DNP	DNP	DNP	DNP	DNP	DNP
O'Leary, N.	2-0	2	-	-	-	1-0	-	-	-	1-0
Haggins, J.	1-1	2	0-1	-	-	1-0	-	-	-	-
Winston, J.	1-0	1	-	-	DNP	-	-	-	-	1-0
Matias, J.	1-0	1	-	-	-	1-0	-	-	-	-
Barron, A.	1-0	1	-	-	-	-	1-0	DNP	DNP	DNP
Waisome, N.	1-0	1	-	-	-	-	-	DNP	DNP	1-0
Christmas, D.	0-1	1	DNP	0-1	DNP	DNP	-	DNP	DNP	DNP
Leonard, R.	1-0	1	DNP	1-0	DNP	DNP	-	DNP	DNP	-
Green, R.	0-1	1	DNP	DNP	DNP	-	0-1	-	-	-
Jackson, T.	1-0	1	1-0	-	-	-	-	-	-	-

SACKS	UA-A	Total	OSU	CIT	CU	ST	WF	SU	ND	LOU
Goldman, E.	4-0	4.0	-	-	1.0-4	1.0-6	-	-	1.0-2	1.0-12
Edwards, M.	2-0	2.0	1.0-14	-	-	DNP	1.0-9	-	-	-
Ramsey, J.	1-0	1.0	-	-	-	1.0-9	-	-	-	-
Casher, C.	1-0	1.0	DNP	-	-	-	-	-	1.0-5	-
Featherston, L.	1-0	1.0	-	-	-	1.0-17	-	-	-	-
Northrup, R.	1-0	1.0	-	-	-	-	-	1.0-1	-	-
Walker, D.	1-0	1.0	-	-	-	1.0-6	-	-	-	-
Smith, Terr.	1-0	1.0	-	-	-	-	DNP	-	1.0-6	DNP

TACKLES FOR LOSS	UA-A	Total	OSU	CIT	CU	ST	WF	SU	ND	LOU
Goldman, E.	7-1	7.5	-	-	1.0-4	1.5-8	1.0-2	1.0-1	1.0-2	2.0-13
Edwards, M.	5-2	6.0	1.0-14	-	-	DNP	3.0-14	1.0-2	-	1.0-1
Ramsey, J.	4-2	5.0	0.5-1	2.0-6	-	1.5-9	-	1.0-3	-	-
Featherston, L.	4-2	5.0	-	-	-	1.5-19	2.5-10	1.0-2	-	-
Walker, D.	4-0	4.0	-	1.0-1	1.0-5	1.0-6	-	-	1.0-2	-
Smith, Terr.	4-0	4.0	1.0-4	-	1.0-1	-	DNP	-	2.0-7	DNP
Hollin, D.	3-0	3.0	DNP	1.0-5	-	-	1.0-2	-	-	1.0-2
Casher, C.	2-1	2.5	DNP	-	1.0-2	-	0.5-1	-	1.0-5	-
Pugh, J.	2-0	2.0	-	1.0-2	-	1.0-2	-	-	-	DNP
Williams, P.J.	2-0	2.0	-	DNP	-	-	1.0-1	-	-	1.0-1
Northrup, R.	1-2	2.0	-	0.5-3	0.5-1	-	-	1.0-1	-	-
Nnadi, D.	1-1	1.5	DNP	-	DNP	-	1.5-2	-	DNP	DNP
Levenberry, E.	1-0	1.0	-	1.0-2	-	-	-	-	-	DNP
Thomas, M.	1-0	1.0	DNP	DNP	DNP	DNP	DNP	DNP	-	1.0-3
Darby, R.	0-2	1.0	0.5-1	-	-	0.5-1	-	-	-	-
Marshall, T.	0-1	0.5	-	0.5-2	-	-	DNP	DNP	DNP	-
LawrenceStample	0-1	0.5	-	-	0.5-0	DNP	DNP	DNP	DNP	DNP
Andrews, N.	0-1	0.5	-	-	-	-	0.5-2	-	-	-

FLORIDA STATE FOOTBALL

2014 GAME-BY-GAME MISC.

FUMBLES	No-Lost	OSU	CIT	CU	ST	WF	SU	ND	LOU
Williams, K.	3-1	1-0	-	-	-	1-1	DNP	-	1-0
Wilson, J.	2-1	DNP	1-0	-	-	-	1-1	-	-
Winston, J.	2-1	-	-	DNP	1-1	-	1-0	-	-
Pender, M.	1-1	-	-	-	DNP	-	1-1	DNP	DNP
Greene, R.	1-1	-	-	-	1-1	-	-	-	-

FUMBLES FORCED	Number	OSU	CIT	CU	ST	WF	SU	ND	LOU
Smith, Terr.	2	-	-	-	1	DNP	-	1	DNP
Walker, D.	1	-	1	-	-	-	-	-	-
Northrup, R.	1	-	-	-	-	1	-	-	-
Featherston, L.	1	-	-	-	1	-	-	-	-
Edwards, M.	1	-	-	-	DNP	1	-	-	-
Darby, R.	1	-	1	-	-	-	-	-	-
Winston, J.	1	-	-	DNP	-	-	-	-	1
Ramsey, J.	1	-	-	-	1	-	-	-	-
Williams, P.J.	1	1	DNP	-	-	-	-	-	-
Goldman, E.	1	-	-	1	-	-	-	-	-

FUMBLES RECOVERED	Number	OSU	CIT	CU	ST	WF	SU	ND	LOU
Andrews, N.	1	-	-	1	-	-	-	-	-
Rudolph, T.	1	-	-	DNP	-	-	-	-	1
Featherston, L.	1	-	-	-	-	1	-	-	-
Northrup, R.	1	-	-	-	-	1	-	-	-
Pugh, J.	1	-	-	-	1	-	-	-	DNP
Newberry, G.	1	-	-	-	1	-	-	-	-
Williams, P.J.	1	1	DNP	-	-	-	-	-	-

PUNT RETURNS	No-Yds	OSU	CIT	CU	ST	WF	SU	ND	LOU
Greene, R.	11-122	1-2	1-10	1-28	2-18	2-32	1-4	1-17	2-11
Wilson, J.	2-19	DNP	1-18	-	-	-	1-1	-	-

KICK RETURNS	No-Yds	OSU	CIT	CU	ST	WF	SU	ND	LOU
Whitfield, K.	16-331	1-25	-	3-56	3-56	2-54	1-18	2-44	4-78
Wilson, J.	4-98	DNP	-	-	1-34	-	1-18	1-20	1-26
Haplea, K.	3-32	-	1-12	1-9	1-11	-	-	-	-
Williams, K.	1-14	1-14	-	-	-	-	DNP	-	-
Stevenson, F.	1-5	1-5	-	-	-	-	-	-	-

INT. RETURNS	No-Yds	OSU	CIT	CU	ST	WF	SU	ND	LOU
Andrews, N.	2-9	1-9	-	-	-	-	1-0	-	-
Pugh, J.	2-5	-	-	-	-	-	-	2-5	DNP
Northrup, R.	1-0	-	-	-	-	-	-	-	1-0
Williams, P.J.	1-14	-	DNP	-	-	1-14	-	-	-
Ramsey, J.	1-27	-	-	-	-	-	1-27	-	-
Hunter, T.	1-0	-	-	-	-	-	1-0	-	-

FUMBLE RETURNS	No-Yds	OSU	CIT	CU	ST	WF	SU	ND	LOU
Northrup, R.	1-31	-	-	-	-	1-31	-	-	-

PASSING RECORDS

SINGLE-GAME YARDS

		Opponent	Year	Yards
1.	Chris Weinke	Duke	2000	536
2.	Chris Weinke	Clemson	2000	521
3.	Bill Cappleman	Memphis State	1969	508
4.	Chris Weinke	Miami	2000	496
5.	Peter Tom Willis	Memphis State	1989	482
6.	Thad Busby	NC State	1997	463
7.	Danny Kanell	Virginia	1995	454
8.	Charlie Ward	Florida	1993	446
9.	Jameis Winston	Clemson	2013	444
10.	Chris Weinke	Georgia Tech	2000	443
11.	EJ Manuel	Boston College	2012	439
12.	Bill Cappleman	South Carolina	1968	437
13.	Danny Kanell	Maryland	1994	427
14.	Peter Tom Willis	Nebraska (*90 Fiesta)	1989	422
15.	Danny Kanell	Florida	1994	421
16.	Gary Huff	Houston	1972	409
17.	Jameis Winston	Louisville	2014	401
18.	Thad Busby	Georgia Tech	1997	399
19.	Christian Ponder	North Carolina	2009	395
	Charlie Ward	Maryland	1992	395

SEASON YARDS

		Year	Yards
1.	Chris Weinke	2000	4167
2.	Jameis Winston	2013	4057
3.	EJ Manuel	2012	3392
4.	Thad Busby	1997	3317
5.	Drew Weatherford	2005	3208
6.	Peter Tom Willis	1989	3124
7.	Chris Rix	2003	3107
8.	Chris Weinke	1999	3103
9.	Charlie Ward	1993	3032
10.	Danny Kanell	1995	2957
11.	Gary Huff	1972	2893
12.	Danny Kanell	1994	2781
13.	Gary Huff	1971	2736
14.	Chris Rix	2001	2734
15.	Christian Ponder	2009	2717
16.	EJ Manuel	2011	2666
17.	Charlie Ward	1992	2647
18.	Casey Weldon	1991	2527
19.	Chris Weinke	1998	2487
20.	Bill Cappleman	1969	2467

--	Jameis Winston	2014	2279
----	----------------	------	------

CAREER YARDS

		Years	Yards
1.	Chris Weinke	(97-00)	9839
2.	Chris Rix	(01-04)	8390
3.	EJ Manuel	(09-12)	7736
4.	Drew Weatherford	(05-08)	7567
5.	Christian Ponder	(07-10)	6872
6.	Gary Huff	(70-72)	6378
7.	Danny Kanell	(92-95)	6372
8.	Jameis Winston	(13-Pr.)	6336
9.	Thad Busby	(94-97)	5916
10.	Charlie Ward	(89-93)	5747
11.	Bill Cappleman	(67-69)	4904
12.	Casey Weldon	(88-91)	4628
13.	Peter Tom Willis	(86-89)	4291
14.	Jimmy Jordan	(76-79)	4144
15.	Chip Ferguson	(85-88)	3846
16.	Wally Woodham	(75, 77-79)	3550
17.	Kelly Lowrey	(80-83)	3469

SINGLE-GAME COMPLETIONS

		Opponent	Year	Comp.
1.	Danny Kanell	Georgia Tech	1995	41
2.	Danny Kanell	Florida	1994	40
3.	Charlie Ward	Florida	1993	38
4.	Chris Weinke	Duke	2000	37
	Kim Hammond	Penn State (Gator)	1967	37
6.	Drew Weatherford	Duke	2007	35
	Drew Weatherford	Virginia	2005	35
8.	Christian Ponder	North Carolina	2009	33
9.	Drew Weatherford	Boston College	2006	32
	Chris Weinke	BYU	2000	32
	Danny Kanell	Virginia	1995	32
12.	Charlie Ward	Notre Dame	1993	31
	Bill Cappleman	Memphis State	1969	31
14.	Drew Weatherford	Troy	2006	30
	Thad Busby	Georgia Tech	1997	30
	Chris Rix	Colorado	2003	30
	Jameis Winston	Syracuse	2014	30
18.	Christian Ponder	Boston College	2009	29
	Drew Weatherford	Boston College	2007	29
	Chris Weinke	Miami	2000	29

SEASON COMPLETIONS

		Year	Att.	Comp.
1.	Drew Weatherford	2005	469	276
2.	Chris Weinke	2000	431	266
3.	Charlie Ward	1993	380	264
4.	EJ Manuel	2012	387	263
5.	Danny Kanell	1995	402	257
	Jameis Winston	2013	384	257
7.	Thad Busby	1997	390	235
8.	Chris Weinke	1999	377	232
9.	Christian Ponder	2009	330	227
	Danny Kanell	1994	380	227
11.	Chris Rix	2003	382	216
12.	Peter Tom Willis	1989	346	211
13.	Gary Huff	1972	385	206
14.	Charlie Ward	1992	365	204
15.	EJ Manuel	2011	311	203
16.	Casey Weldon	1991	313	189
17.	Christian Ponder	2010	299	184
	Gary Huff	1971	327	184
19.	Bill Cappleman	1969	344	183
20.	Drew Weatherford	2007	318	181

--	Jameis Winston	2014	259	174
----	----------------	------	-----	-----

CAREER COMPLETIONS

	Years	Att.	Comp.
1. Chris Weinke	(97-00)	1107	650
2. Drew Weatherford	(05-08)	1128	644
3. EJ Manuel	(09-12)	897	600
4. Christian Ponder	(07-10)	965	596
5. Chris Rix	(01-04)	1042	575
6. Danny Kanell	(92-95)	851	529
7. Charlie Ward	(89-93)	759	473
8. Gary Huff	(70-72)	796	436
9. Jameis Winston	(13-Pr.)	643	431
10. Thad Busby	(94-97)	715	421
11. Bill Cappleman	(67-69)	636	349
12. Casey Weldon	(88-91)	545	323
13. Peter Tom Willis	(86-89)	500	304
14. Jimmy Jordan	(76-79)	595	298
15. Chip Ferguson	(85-88)	496	281
16. Wally Woodham	(75, 77-79)	476	273
17. Kelly Lowrey	(80-83)	464	252
Steve Tensi	(62-64)	472	252
19. Rick Stockstill	(77-81)	447	250
20. Danny McManus	(83-87)	455	248

SEASON TD PASSES

		Year	TDs
1.	Jameis Winston	2013	40
2.	Chris Weinke	2000	33
3.	Danny Kanell	1995	32
4.	Charlie Ward	1993	27
5.	Chris Weinke	1999	25
	Thad Busby	1997	25
	Gary Huff	1972	25
	Bill Cappleman	1968	25
9.	Chris Rix	2001	24
10.	EJ Manuel	2012	23
	Chris Rix	2003	23
	Gary Huff	1971	23
13.	Charlie Ward	1992	22
	Casey Weldon	1991	22
15.	Christian Ponder	2010	20
	Peter Tom Willis	1989	20
17.	Chris Weinke	1998	19
18.	EJ Manuel	2011	18
	Drew Weatherford	2005	18
20.	Danny Kanell	1994	17

--	Jameis Winston	2014	16
----	----------------	------	----

CAREER TD PASSES

		Years	TDs
1.	Chris Weinke	(97-00)	79
2.	Chris Rix	(01-04)	63
3.	Danny Kanell	(92-95)	57
4.	Jameis Winston	(13-Pt.)	56
5.	Gary Huff	(70-72)	52
6.	Charlie Ward	(89-93)	49
7.	EJ Manuel	(09-12)	47
8.	Thad Busby	(94-97)	46
9.	Christian Ponder	(07-10)	45
10.	Casey Weldon	(88-91)	41
11.	Jimmy Jordan	(76-79)	39
	Bill Cappleman	(67-69)	39
13.	Drew Weatherford	(04-07)	37
14.	Chip Ferguson	(85-88)	34
15.	Peter Tom Willis	(86-89)	33
16.	Steve Tensi	(62-64)	28
17.	Rick Stockstill	(77, 79-81)	26
18.	Danny McManus	(84-87)	25
19.	Kelly Lowrey	(79-83)	24
20.	Wally Woodham	(75-79)	22

FLORIDA STATE FOOTBALL

FSU SINGLE GAME, SEASON & CAREER RECORDS

RUSHING RECORDS

SINGLE-GAME YARDS

		Opponent	Year	Yards
1.	Greg Allen	Western Carolina	1981	322
2.	Sammie Smith	East Carolina	1987	244
3.	Greg Allen	Arizona State	1984	223
4.	Sammie Smith	Tulane	1988	212
	Victor Floyd	South Carolina	1985	212
6.	Sammie Smith	Indiana (All-American)	1986	205
7.	Greg Allen	Louisiana State	1981	202
8.	Greg Allen	Louisiana State	1983	201
	Tony Smith	Oklahoma State	1982	201
10.	Chris Thompson	Wake Forest	2012	197
11.	Leon Washington	West Virginia	2004	195
12.	Greg Jones	Miami	2002	189
	Sammie Smith	Miami	1987	189
14.	Sam Platt	Memphis State	1980	188
15.	Jermaine Thomas	NC State	2009	186
16.	Warrick Dunn	Florida	1996	185
17.	Warrick Dunn	Miami	1995	184
18.	Warrick Dunn	Clemson	1995	180
19.	Warrick Dunn	Georgia Tech	1994	174
20.	Greg Jones	Virginia	2002	173
	Greg Allen	Louisville	1982	173

SEASON YARDS

	Year	Att.	Yards
1.	Warrick Dunn	1995	1242
2.	Sammie Smith	1987	1230
3.	Warrick Dunn	1996	1180
4.	Greg Allen	1983	1134
5.	Warrick Dunn	1994	1026
6.	Larry Key	1977	939
7.	Devonta Freeman	2013	1016
8.	Mark Lyles	1979	1011
9.	Leon Washington	2004	988
10.	Sam Platt	1980	983
11.	Amp Lee	1991	977
12.	Greg Allen	1984	971
13.	Lorenzo Booker	2004	948
14.	Hodges Mitchell	1972	944
15.	Greg Jones	2002	938

CAREER YARDS

	Years	Att.	Yards
1.	Warrick Dunn	(93-96)	3959
2.	Greg Allen	(81-84)	3769
3.	Travis Minor	(97-00)	3218
4.	Larry Key	(74-77)	2953
5.	Sammie Smith	(85-88)	2539
6.	Greg Jones	(00-03)	2535
7.	Lorenzo Booker	(03-06)	2389
8.	Devonta Freeman	(11-13)	2255
	Antone Smith	(05-08)	2255
10.	Mark Lyles	(76-79)	2218
11.	Sean Jackson	(90-93)	2133
12.	Amp Lee	(89-91)	2092
13.	Jermaine Thomas	(08-11)	2083
14.	Leon Washington	(01-05)	2078
15.	Dexter Carter	(86-89)	1788
16.	Chris Thompson	(09-12)	1735
17.	Tom Bailey	(68-70)	1714
18.	Hodges Mitchell	(72-73)	1613
19.	Ricky Williams	(79-82)	1605
20.	Victor Floyd	(85-88)	1548

SEASON RUSHING TOUCHDOWNS

		Year	TDs
1.	Greg Allen	1982	20
2.	Amp Lee	1990	16
3.	Antone Smith	2008	15
	Dayne Williams	1987	15
5.	Devonta Freeman	2013	14
6.	Warrick Dunn	1995	13
	Greg Allen	1983	13
8.	Warrick Dunn	1996	12
	Pooh Bear Williams	1995	12
10.	Karlos Williams	2013	11
	James Wilder Jr.	2012	11
	Zack Crockett	1994	11
	Amp Lee	1991	11
14.	Jermaine Thomas	2009	9
	Travis Minor	1997	9
	Rock Preston	1994	9
	William Floyd	1992	9

CAREER RUSHING TOUCHDOWNS

		Years	TDs
1.	Greg Allen	(81-84)	44
2.	Warrick Dunn	(93-96)	37
3.	Amp Lee	(89-91)	30
	Devonta Freeman	(11-13)	30
5.	Travis Minor	(97-00)	28
6.	Antone Smith	(05-08)	26
7.	Dayne Williams	(86-88)	24
8.	Greg Jones	(00-03)	23
9.	James Wilder Jr.	(11-13)	20
	Mark Lyles	(76-79)	20
11.	Jermaine Thomas	(08-11)	19
12.	Lonnie Pryor	(09-12)	18
	Karlos Williams	(11-Pr.)	18
13.	Rock Preston	(94-96)	17
	Pooh Bear Williams	(93, 95-96)	17
	Dexter Carter	(86-89)	17
16.	William McCray	(97-01)	16
	William Floyd	(91-93)	16
19.	Lorenzo Booker	(03-06)	15
	Sammie Smith	(86-88)	15

RECEIVING RECORDS

SINGLE-GAME RECEPTIONS

		Opponent	Year	Rec.
1.	Ron Sellers	South Carolina	1968	16
2.	Ron Sellers	Wake Forest	1968	14
	Ron Sellers	Houston	1968	14
	Ron Sellers	Penn State (Gator)	1967	14
5.	Lawrence Dawsey	Miami	1990	13
	Kent Gaydos	Houston	1969	13
	Ron Sellers	Memphis State	1968	13
	Ron Sellers	Alabama	1967	13
	Ron Sellers	Virginia Tech	1966	13
	Fred Biletnikoff	Oklahoma ('65 Gator)	1964	13

SEASON RECEPTIONS

		Year	Rec.
1.	Ron Sellers	1968	86
2.	Rashad Greene	2013	76
3.	Kez McCorvey	1993	74
4.	Peter Warrick	1999	71
	Andre Cooper	1995	71
6.	Ron Sellers	1967	70
7.	Barry Smith	1972	69
8.	Anquan Boldin	2002	65
	Lawrence Dawsey	1990	65
10.	Snoop Minnis	2000	63
11.	Preston Parker	2007	62
	Rhett Dawson	1971	62
13.	Rod Owens	2009	61
	Peter Warrick	1998	61
15.	Bert Reed	2009	60
	E.G. Green	1995	60
17.	Kez McCorvey	1994	59
18.	Bert Reed	2010	58
	Rashad Greene	2014	58
19.	Rashad Greene	2012	57
	Fred Biletnikoff	1964	57

CAREER RECEPTIONS

		Years	Rec.
1.	Rashad Greene	(11-Pr.)	229
2.	Ron Sellers	(66-68)	212
3.	Peter Warrick	(96-99)	207
4.	Kez McCorvey	(91-94)	189
5.	Bert Reed	(08-11)	170
6.	E.G. Green	(94-97)	166
7.	Greg Carr	(05-08)	148
8.	Chris Davis	(03-06)	137
9.	Mike Shumann	(73-75, 77)	134
10.	De'Cody Fagg	(04-07)	132
	Andre Cooper	(93-96)	132
	Warrick Dunn	(93-96)	132
13.	Lawrence Dawsey	(87-90)	128
	Rhett Dawson	(69-71)	128
15.	Kenny Shaw	(10-13)	124
16.	Craphonso Thorpe	(01-04)	123
17.	Barry Smith	(70-72)	119
18.	Anquan Boldin	(99-02)	118
19.	Snoop Minnis	(97-00)	115
20.	Lorenzo Booker	(02-06)	114

SINGLE GAME RECEIVING YARDS

	Opponent	Year	Yards	
1.	Ron Sellers	Wake Forest	1968	260
2.	Ron Sellers	South Carolina	1968	259
3.	Peter Warrick	Clemson	1997	249
4.	Ron Sellers	Virginia Tech	1967	229
5.	Ron Sellers	Memphis State	1968	218
6.	Craphonso Thorpe	Notre Dame	2003	217
7.	Ron Sellers	Houston	1968	214
8.	Kelvin Benjamin	Florida	2013	212
9.	Kez McCorvey	Duke	1994	207
10.	Craphonso Thorpe	Colorado	2003	205
11.	Rashad Greene	Oklahoma State	2014	203
12.	Rod Owens	North Carolina	2009	199
13.	Javon Walker	Virginia Tech	2001	195
14.	Fred Biletnikoff	Oklahoma ('65 Gator)	1964	192
15.	Peter Warrick	Miami	1998	190
16.	Snoop Minnis	Florida	2000	187
17.	E.G. Green	NC State	1997	184
18.	Andre Cooper	Maryland	1995	182
	Fred Biletnikoff	Virginia Tech	1964	182
20.	Chauncey Stovall	Florida	2004	181

SEASON RECEIVING YARDS

		Year	Yards
1.	Ron Sellers	1968	1496
2.	Snoop Minnis	2000	1340
3.	Barry Smith	1972	1243
4.	Peter Warrick	1998	1232
5.	Ron Sellers	1967	1228
6.	Rashad Greene	2013	1128
7.	E.G. Green	1997	1059
8.	Kelvin Benjamin	2013	1011
	Anquan Boldin	2002	1011
10.	E.G. Green	1995	1007
11.	Andre Cooper	1995	1002
12.	Lawrence Dawsey	1990	999
13.	Craphonso Thorpe	2003	994
14.	Fred Biletnikoff	1964	987
15.	Kez McCorvey	1993	966
16.	Rhett Dawson	1970	946
17.	Javon Walker	2001	944
18.	Peter Warrick	1999	934
19.	Kenny Shaw	2013	933
20.	Peter Warrick	1997	884

-	Rashad Greene	2014	853
---	---------------	------	-----

CAREER RECEIVING YARDS

		Years	Yards
1.	Ron Sellers	(66-68)	3598
2.	Peter Warrick	(96-99)	3517
3.	Rashad Greene	(11-Pr.)	3318
4.	E.G. Green	(94-97)	2920
5.	Kez McCorvey	(91-94)	2660
6.	Greg Carr	(05-08)	2574
7.	Barry Smith	(70-72)	2392
8.	Mike Shumann	(73-75, 77)	2306
9.	Craphonso Thorpe	(01-04)	2153
10.	Lawrence Dawsey	(87-90)	2129
11.	Jessie Hester	(81-84)	2100
12.	Snoop Minnis	(97-00)	2098
13.	Bert Reed	(08-11)	2022
14.	Kenny Shaw	(10-13)	1919
15.	Rhett Dawson	(69-71)	1915
16.	Chris Davis	(03-06)	1842
17.	Andre Cooper	(93-96)	1810
18.	Anquan Boldin	(99-02)	1790
19.	Hassan Jones	(82-85)	1764
20.	Jackie Flowers	(76-79)	1697

SEASON TD CATCHES

	Year	TDs
1. Andre Cooper	1995	15
Kelvin Benjamin	2013	15
3. Anquan Boldin	2002	13
Barry Smith	1972	13
5. Greg Carr	2006	12
Peter Warrick	1998	12
Ron Sellers	1968	12
8. Craphonso Thorpe	2003	11
Talman Gardner	2001	11
Snoop Minnis	2000	11
E.G. Green	1997	11
Fred Biletnikoff	1964	11
13. Atrewns Bell	2000	10
E.G. Green	1995	10
15. Rashad Greene	2013	9
Greg Carr	2005	9
Lawrence Dawsey	1988	9
Jessie Hester	1984	9
19. Talman Gardner	2002	8
Peter Warrick	1999	8
Peter Warrick	1997	8
Terry Anthony	1989	8
Terry Anthony	1988	8
Ron Sellers	1967	8

CAREER TD CATCHES

	Year	TDs
1. Peter Warrick	(96-99)	31
2. Greg Carr	(05-08)	29
E.G. Green	(94-97)	29
4. Rashad Greene	(11-Pr.)	26
5. Barry Smith	(70-72)	25
6. Andre Cooper	(93-96)	24
7. Ron Sellers	(66-68)	23
8. Anquan Boldin	(99-02)	21
Jessie Hester	(81-84)	21
10. Lawrence Dawsey	(87-90)	20
11. Talman Gardner	(99-02)	19
Kelvin Benjamin	(12-Pr.)	19
13. Craphonso Thorpe	(01-04)	18
14. Snoop Minnis	(99-00)	17
Terry Anthony	(86-89)	17
Hassan Jones	(82-85)	17
17. Kez McCorvey	(91-94)	16
Mike Shumann	(73-75, 77)	16
Fred Biletnikoff	(62-64)	16
20. Atrewns Bell	(98-01)	15
Jackie Flowers	(76-79)	15

- Nick O'Leary	(11-Pr.)	13
----------------	----------	----

INDIVIDUAL GAME RECORDS

Passing		
Most Touchdown Passes:	6	Peter Tom Willis vs. Memphis State, 1989
	6	Chris Weinke vs. Maryland, 1999
Passing Yards:	536	Chris Weinke vs. Duke, 2000
Completions:	41	Danny Kanell vs. Georgia Tech, 1995
Attempts:	67	Danny Kanell vs. Virginia, 1995
Completion Pct.	92.6	Jameis Winston at Pitt, 2013
Rushing		
Most Rushing Yards:	322	Greg Allen vs. Western Carolina, 1981
Most Rushes:	34	Travis Minor vs. Texas A&M, 1998
Rushing TDs:	4	Antone Smith vs. Miami, 2008
	4	Greg Allen vs. Louisville, 1982
	4	Greg Allen vs. South Carolina, 1982
Most All-Purpose Yards:	417	Greg Allen vs. Western Carolina, 1981
Receiving		
Receptions:	16	Ron Sellers vs. South Carolina, 1968
Receiving Yards:	260	Ron Sellers vs. Wake Forest, 1968
Receiving TDs:	5	Ron Sellers vs. Wake Forest, 1968
Defense		
Most Tackles:	29	Dale McCullers vs. Texas A&M, 1968
Most Sacks:	6	Dale McCullers vs. Memphis State, 1967
Most TFLs:	6	Dale McCullers vs. Memphis State, 1967
Interceptions:	4	Mario Edwards vs. Wake Forest, 1998

DEFENSE RECORDS

SEASON TACKLES

	Year	Solo	Ast	Total
1. Aaron Carter	1977	82	99	181
2. Dale McCullers	1967	108	72	180
3. Reggie Herring	1980	92	78	170
4. Dale McCullers	1968	102	61	163
5. Henry Taylor	1984	80	79	159
6. Jimmy Heggins	1977	67	90	157
7. Paul McGowan	1987	97	53	150

CAREER TACKLES

	Years	Total
1. Aaron Carter	(74-77)	512
2. Ron Simmons	(77-80)	483
3. Reggie Herring	(77-80)	452
4. Paul McGowan	(84-87)	446
5. Kirk Carruthers	(88-91)	435
6. Michael Boulware	(00-03)	377
7. Ken Roe	(80-83)	373
8. Marvin Jones	(90-92)	369
9. Daryl Bush	(94-97)	362
10. Kendyll Pope	(00-03)	352
11. Henry Taylor	(81-84)	344
12. Bradley Jennings	(98-01)	341
13. Sam Cowart	(93-97)	338

SEASON QUARTERBACK SACKS

	Year	Sacks
1. Peter Boulware	1996	19
2. Andre Wadsworth	1997	16
3. Brandon Jenkins	2010	13.5
Everette Brown	2008	13.5
Reinard Wilson	1996	13.5
6. Bjoern Werner	2012	13
Alonzo Jackson	2002	13
8. Jamal Reynolds	2000	12
Ron Simmons	1977	12
10. Cornellius Carradine	2012	11
Reinard Wilson	1994	11
Carl Simpson	1991	11
13. Anthony Moss	1990	10.5
14. Greg Spires	1997	10
Peter Boulware	1995	10
Willie Jones	1978	10
17. Brodrick Bunkley	2005	9
Reinard Wilson	1995	9
Carl Simpson	1992	9
20. Shelton Thompson	1989	8.5

CAREER QUARTERBACK SACKS

	Years	Sacks
1. Reinard Wilson	(93-96)	35.5
2. Peter Boulware	(94-96)	34
3. Ron Simmons	(77-80)	25
4. Bjoern Werner	(10-12)	23.5
Jamal Reynolds	(97-00)	23.5
6. Everette Brown	(06-08)	23
Alonzo Jackson	(99-02)	23
Andre Wadsworth	(94-97)	23
9. Brandon Jenkins	(09-12)	22.5
10. Carl Simpson	(90-92)	21.5
Anthony Moss	(87-90)	21.5

SEASON TACKLES FOR LOSS

	Year	TFLs
1. Brodrick Bunkley	2005	25
2. Darnell Dockett	2001	22
3. Brandon Jenkins	2010	21.5
Everette Brown	2008	21.5
5. Corey Simon	1999	21
6. Darnell Dockett	2000	19
David Warren	2000	19
Andre Wadsworth	1997	19
9. Alonzo Jackson	2002	18.5
10. Bjoern Werner	2012	18
Lawrence Timmons	2006	18
Travis Johnson	2004	18
13. Geno Hayes	2007	17.5
14. Darnell Dockett	2003	17
Ron Simmons	1979	17
16. Corey Simon	1998	16
17. Derek Nicholson	2008	15
Kevin Emanuel	2002	15
Jamal Reynolds	2000	15

CAREER TACKLES FOR LOSS

	Years	TFLs
1. Darnell Dockett	(00-03)	85
2. Everette Brown	(06-08)	46.5
3. Corey Simon	(96-99)	44
Ron Simmons	(77-80)	44
5. Travis Johnson	(01-04)	42.5
6. Kevin Emanuel	(00-03)	41
7. Brandon Jenkins	(09-11)	37.5
8. Brodrick Bunkley	(02-05)	37
9. Jamal Reynolds	(97-00)	33
10. Bjoern Werner	(10-12)	35
11. Dekoda Watson	(06-09)	32.5
Alonzo Jackson	(99-02)	32.5
13. Jeff Womble	(00-03)	32
Jerry Johnson	(96-99)	32
Paul McGowan	(84-87)	32
16. Eric Moore	(01-04)	30.5
17. Geno Hayes	(05-07)	28.5
18. Telvin Smith	(10-13)	29
19. Markus White	(09-10)	28.5
20. Marvin Jones	(90-92)	27

SEASON INTERCEPTIONS

	Year	Ints
1. Terrell Buckley	1991	12
2. Monk Bonasorte	1979	8
Curt Campbell	1951	8
4. Samari Rolle	1997	7
Corey Sawyer	1992	7
LeRoy Butler	1989	7
7. Patrick Robinson	2007	6
Tay Cody	2000	6
Mario Edwards	1998	6
Corey Sawyer	1993	6
Terrell Buckley	1990	6
Larry Harris	1982	6
Bobby Butler	1979	6
J.T. Thomas	1970	6
Winfred Bailey	1964	6
Bud Whitehead	1959	6
Lee Corso	1954	6
Tom Feamster	1954	6
Tommy Brown	1952	6
Ted Hewitt	1949	6

CAREER INTERCEPTIONS

	Years	Ints
1. Terrell Buckley	(89-91)	21
2. Monk Bonasorte	(77-80)	15
3. Deion Sanders	(85-88)	14
Lee Corso	(53-56)	14
5. Corey Sawyer	(91-93)	13
6. Tay Cody	(97-00)	12
Samari Rolle	(94-97)	12
Brian McCrary	(81-84)	12
Keith Jones	(78-80)	12
Curt Campbell	(50-52)	12
11. Eric Williams	(84-87)	11
Bobby Butler	(77-80)	11
Walt Sumner	(66-68)	11
Ted Hewitt	(48-50)	11
15. Pat Watkins	(02-05)	10
Dedrick Dodge	(85-89)	10
Bobby Jackson	(74-77)	10
J.T. Thomas	(70-72)	10
19. Tony Carter	(05-08)	9
Chris Hope	(98-01)	9
Leon Fowler	(88-92)	9
LeRoy Butler	(86-89)	9
Stan Shiver	(84-88)	9
Larry Harris	(80-83)	9
Harvey Clayton	(79-82)	9
John Crowe	(66-68)	9
Bud Whitehead	(58-60)	9
Tommy Brown	(50-52)	9
Ralph Chaudron	(47-49)	9

FLORIDA STATE FOOTBALL

2014 FSU SCORING DRIVES

Opp.	Plays	Yards	TOP	Result	Qtr.	Time	How Scored	QB
OSU	10	40	4:07	FG	1	8:51	Aguayo 36 yd FG	Winston
OSU				TD	1	8:37	Andrews 9 yd Interception Return	
OSU	8	94	2:55	TD	2	8:19	Pender 11 yd Rush	Winston
OSU	7	65	3:02	FG	3	11:50	Aguayo 27 yd FG	Winston
OSU	5	56	2:35	TD	3	5:26	Winston 28 yd Rush	Winston
OSU	5	25	1:48	FG	4	5:13	Aguayo 37 yd FG	Winston
OSU	2	52	0:43	TD	4	3:58	Greene 50 yd Rec.	Winston
CIT	6	59	2:30	TD	1	9:48	K. Williams 1 yd Rush	Winston
CIT	6	80	1:53	TD	1	3:43	Wilson 12 yd Rec.	Winston
CIT	11	63	5:24	TD	2	7:28	Cook 5 yd Rush	Winston
CIT	13	89	3:29	TD	2	0:29	O'Leary 1 yd Rec.	Winston
CIT	9	58	3:38	FG	3	11:17	Aguayo 22 yd FG	Winston
CIT	7	71	1:59	FG	3	6:05	Aguayo 27 yd FG	Winston
CIT	14	58	5:25	FG	4	4:47	Aguayo 24 yd FG	Maguire
CLEM	9	48	3:22	FG	1	7:40	Aguayo 50 yd FG	Maguire
CLEM	9	68	3:52	TD	3	11:05	Pender 1 yd Rush	Maguire
CLEM	3	76	1:21	TD	4	6:04	Greene 74 yd Rec.	Maguire
CLEM	2	25		TD	OT		K. Williams 12 yd Rush	Maguire
NCST	7	55	2:33	TD	1	12:03	Wilson 32 yd Rec.	Winston
NCST	10	82	3:10	TD	2	13:51	K. Williams 4 yd Rush	Winston
NCST	1	22	0:07	TD	2	11:58	C. Green 22 yd Rec.	Winston
NCST	9	81	4:22	TD	3	8:14	Cook 19 yd Rush	Winston
NCST	5	71	1:25	TD	3	5:06	Wilson 15 yd Rec.	Winston
NCST	2	6	0:27	TD	3	3:24	Greene 4 yd Rec.	Winston
NCST	9	88	3:34	TD	4	12:23	K. Williams 1 yd Rush	Winston
NCST	9	75	4:01	TD	4	2:07	K. Williams 12 yd Rush	Winston
WF	11	49	4:30	FG	2	11:46	Aguayo 43 yd FG	Winston
WF	6	50	2:36	TD	2	1:03	Winston 2 yd Rush	Winston
WF	7	17	0:29	FG	2	0:03	Aguayo 40 yd FG	Winston
WF	8	33	2:47	FG	3	12:08	Aguayo 52 yd FG	Winston
WF	2	9	0:33	TD	3	5:10	Pender 3 yd Rush	Winston
WF				TD	3	4:55	Northrup 31 yd Fumble Recovery	
WF	8	57	2:04	FG	4	13:22	Aguayo 42 yd FG	Winston
WF	5	91	1:53	TD	4	9:10	Rudolph 59 yd Rec.	Winston
WF	5	59	1:56	FG	4	4:53	Aguayo 32 yd FG	Maguire
SYR	8	70	3:50	TD	1	11:10	Pender 12 yd Rush	Winston
SYR	12	44	5:52	FG	1	1:23	Aguayo 34 yd FG	Winston
SYR	6	65	2:15	TD	2	10:37	Pender 4 yd Rec.	Winston
SYR	6	75	2:40	TD	2	4:38	O'Leary 21 yd Rec.	Winston
SYR	11	79	5:07	TD	3	8:38	Wilson 7 yd Rec.	Winston
SYR	10	92	4:33	TD	4	13:45	Cook 7 yd Rush	Winston
ND	4	65	1:51	TD	1	0:19	Rudolph 11 yd Rec.	Winston
ND	10	39	3:41	FG	2	4:46	Aguayo 28 yd FG	Winston
ND	9	70	4:17	TD	3	10:37	Greene 10 yd Rec.	Winston
ND	7	75	3:48	TD	3	3:38	K. Williams 2 yd Rush	Winston
ND	10	75	4:01	TD	4	7:39	K. Williams 1 yd Rush	Winston
LOU	6	78	1:36	TD	2	0:33	O'Leary 0 yd Fumble Recovery	Winston
LOU	3	74	1:31	TD	3	9:51	Rudolph 68 yd Rec.	Winston
LOU	5	80	2:16	TD	3	6:17	Cook 40 yd Rush	Winston
LOU	4	65	0:48	TD	4	12:48	Lane 47 yd Rec.	Winston
LOU	1	38	0:09	TD	4	3:46	Cook 38 yd Rush	Winston
LOU	3	39	0:26	TD	4	2:11	Stevenson 35 yd Rec.	Winston