

# VIRGINIA

## 2014 CAVALIER MEN'S SOCCER



### 2014 FACT BOOK

#### TABLE OF CONTENTS

2014 Cavalier Roster .....	2
Head Coach George Gelnovatch .....	3-4
Coaching Staff .....	5
Player Biographies .....	6-19
2013 Season in Review .....	20
2013 Statistics .....	21
2013 Results .....	22
2013 ACC Review .....	23
All-Time Records .....	24
Single-Season Records .....	25
Career Records .....	26
Scoring Records By Year .....	27
National Awards .....	28
Honors and Awards .....	29
MLS/International Soccer .....	30
MLS Draft/Allocations .....	31
Coaching Records By Year .....	32
All-Time Records vs. Opponents .....	33
ACC Tournament History .....	34
NCAA Tournament History .....	35
All-Time Results .....	36-40
All-Time Letterwinners .....	41-42
Covering the Cavaliers .....	43

#### UNIVERSITY OF VIRGINIA QUICK FACTS

Location .....	Charlottesville, Va. 22904
Founded .....	1819 by Thomas Jefferson
Enrollment .....	23,464 (16,087 undergraduate)
President .....	Teresa A. Sullivan
Athletics Director .....	Craig Littlepage
Faculty Athletics Rep. ....	Carolyn M. Callahan
Nicknames .....	Cavaliers, Wahoos, 'Hoos
Colors .....	Orange and Blue
Song .....	"Good Old Song"
Home Field (Cap.) ...	Klöckner Stadium (8,000)
Affiliations .....	NCAA Division I / Atlantic Coast Conference
Official Athletics Web Site ...	VirginiaSports.com
University Web Site .....	virginia.edu

#### MEN'S SOCCER INFORMATION

First Year .....	1941
All-Time Record .....	714-328-107
All-Time ACC Record .....	175-128-39
NCAA Appearances/Last .....	35/2013
2013 Record .....	13-6-5
ACC Record/Finish .....	4-3-4/6th
Postseason .....	NCAA College Cup Semifinals
Letterwinners Returning/Lost .....	17/4
Newcomers .....	10

#### STAFF INFORMATION

Head Coach .....	George Gelnovatch
Alma Mater .....	Virginia '87
Record at Virginia .....	260-106-38, 19th season
Career Record .....	Same
Associate Head Coach .....	Matt Chulis
Assistant Coach .....	Terry Boss
Operations Assistant .....	Oliver Gage

#### 2014 SCHEDULE

Aug. 29	<b>OLD DOMINION</b> .....	8 p.m.
Sept. 5	at Tulsa .....	8:30 p.m.
Sept. 7	vs. UAB (at Tulsa) .....	1 p.m.
Sept. 12	<b>VIRGINIA TECH*</b> .....	8 p.m.
Sept. 15	<b>VCU</b> .....	7 p.m.
Sept. 21	<b>NOTRE DAME*</b> (ESPN) .....	Noon
Sept. 24	<b>DAVIDSON</b> .....	7 p.m.
Sept. 27	at Syracuse* .....	7 p.m.
Sept. 30	<b>JAMES MADISON</b> .....	7 p.m.
Oct. 4	at Pittsburgh* (ESPN3) .....	7 p.m.
Oct. 7	at George Mason (NSCAATV) .....	7 p.m.
Oct. 11	<b>DUKE*</b> .....	7 p.m.
Oct. 17	at Clemson* (RSN) .....	6 p.m.
Oct. 21	<b>RADFORD</b> .....	7 p.m.
Oct. 24	<b>WAKE FOREST*</b> (RSN) .....	6:30 p.m.
Nov. 1	at North Carolina* (ESPN3) .....	7 p.m.
Nov. 5	ACC Tournament First Rd <sup>1</sup> .....	TBA
Nov. 9	ACC Tournament Quarters <sup>2</sup> .....	TBA
Nov. 14-16	ACC Tourn. Semis/Finals <sup>3</sup> .....	TBA

Home matches in **BOLD CAPS**; all times Eastern  
\*denotes ACC matches

<sup>1</sup> Seeds No. 7 vs. 10 and 8 vs. 9 (at sites of 7 and 8)

<sup>2</sup>at Seeds No. 1-4; <sup>3</sup>at Cary, N.C.

#### MEDIA RELATIONS INFORMATION

Asst. Director/MSOC Contact..	Andy Fledgerjohann
Office Phone .....	434-982-5131
Mobile Phone .....	434-906-0075
Press Box Phone .....	434-906-0075
E-Mail Address .....	fledger@virginia.edu
Mailing Address .....	295 Massie Road Room 154, John Paul Jones Arena Charlottesville VA 22903

#### ABOUT THE FACT BOOK

The fact book serves as the file for historical reference information on Virginia men's soccer. UVa no longer prints soccer media guides.

Information that previously appeared in the printed men's soccer media guide is available on the men's soccer page at VirginiaSports.com in HTML format under the "History" link at the top of the page. Please bookmark that page in your browser for quick reference.

Complete bios and statistics on Cavalier coaches and players are available at VirginiaSports.com/menssoccer. Access player bios by clicking on the player's name on the roster page.

# 2014 VIRGINIA ROSTER

NO.	NAME	POS.	CLASS	HT.	WT.	HOMETOWN/HIGH SCHOOL
0	Cole Moffatt	GK	R-Fr.	6-1	180	South Pasadena, Calif./Loyola HS
00	Jeff Caldwell	GK	Fr.	6-3	180	Todd, N.C./Watauga
1	Spencer LaCivita	GK	R-Jr.	6-1	178	Raleigh, N.C./Millbrook
2	Steven Gandy	D	Fr.	5-11	175	Gainesville, Va./Patriot
3	Matt Brown	D	Sr.	6-1	165	Charlotte, N.C./South Mecklenburg
4	Grant Silvester	D	Sr.	6-0	180	Sacramento, Calif./Rio Americano
5	Luc Fatton	M	R-Fr.	6-0	150	Charlottesville, Va./Albemarle
6	Scott Thomsen	M/D	Jr.	5-10	165	Brick, N.J./Christian Brothers Academy
7	Todd Wharton	M	Jr.	6-0	170	Glen Allen, Va./Deep Run
8	Pablo Aguilar	M	R-Fr.	5-7	143	Guatemala City, Guatemala/ The Pendleton School
9	Darius Madison	F	Jr.	5-8	160	Philadelphia, Pa./LaSalle College HS
10	Nicko Corriveau	F/M	So.	5-11	160	Potomac, Md./Gonzaga HS
11	Eric Bird	M	Sr.	5-11	170	Virginia Beach, Va./Frank W. Cox
12	Riggs Lennon	F	So.	6-1	175	Paradise Valley, Ariz./Brophy Prep
13	Kyler Sullivan	D	Sr.	5-8	170	Stafford, Va./North Stafford
15	Bryan Lima	F/M	R-Sr.	5-6	155	Boca Raton, Fla./North Broward Prep
16	Marcus Salandy-Defour	F/M	Jr.	5-9	160	Kensington, Md./Georgetown Prep
17	Jake Rozhansky	M	Fr.	5-8	140	Takoma Park, Md./Montgomery Blair
18	Calle Brown	GK	R-Sr.	6-5	200	Leesburg, Va./Loudoun County
19	Peter Pearson	M	Fr.	5-6	155	Virginia Beach, Va./Cape Henry
20	Patrick Foss	M	So.	6-0	170	South Riding, Va./U.S. Soccer Residency
21	Ryan Zinkhan	F	Sr.	5-9	152	Fredericksburg, Va./Riverbend
22	Kyle McCord	F	Sr.	6-3	180	Chester Springs, Pa./Haverford
23	Will Hare	D	R-Jr.	5-8	160	Roanoke, Va./Hidden Valley
24	Matt Mills	M	Sr.	5-10	155	Greensboro, N.C./Walter Hines Page
25	Nate Odusote	D	Fr.	6-4	180	North Haledon, N.J./Hawthorne Christian
26	Sam Hayward	F	So.	6-0	165	Dallas, Texas/Univ. of Pennsylvania
27	Manny Scere	F/D	Fr.	6-0	180	Roanoke, Va./Patrick Henry
29	Wesley Suggs	D	R-Fr.	6-2	190	Bowie, Md./DeMatha Catholic
30	Fabrice Shema	D	Fr.	5-10	150	Louisville, Ky./Waggener
31	Sheldon Sullivan	D	R-Fr.	5-9	160	Stafford, Va./North Stafford
32	Julian Cummings	M	Fr.	5-9	160	Fredericksburg, Va./Stafford
33	Andrew Freschi	GK	Jr.	6-2	205	Atlanta, Ga./Westminster
34	Liam Jenkins	M/D	Fr.	6-3	195	Henrico, Va./Mills Godwin

## ALPHABETICAL

No.	Name	Pos.
8	Pablo Aguilar	M
11	Eric Bird	M
18	Calle Brown	GK
3	Matt Brown	D
00	Jeff Caldwell	GK
10	Nicko Corriveau	F/M
32	Julian Cummings	M
5	Luc Fatton	M
20	Patrick Foss	M
33	Andrew Freschi	GK
2	Steven Gandy	D
23	Will Hare	D
25	Sam Hayward	F
34	Liam Jenkins	M/D
1	Spencer LaCivita	GK
12	Riggs Lennon	F
15	Bryan Lima	F/M
9	Darius Madison	F
22	Kyle McCord	F
24	Matt Mills	M
0	Cole Moffatt	GK
25	Nate Odusote	D
19	Peter Pearson	M
17	Jake Rozhansky	M
16	Marcus Salandy-Defour	F/M
27	Manny Scere	F/D
30	Fabrice Shema	D
4	Grant Silvester	D
29	Wesley Suggs	D
13	Kyler Sullivan	D
31	Sheldon Sullivan	D
6	Scott Thomsen	M/D
7	Todd Wharton	M
21	Ryan Zinkhan	F

**Head Coach:** George Gelnovatch (Virginia '87), 19th season  
**Associate Head Coach:** Matt Chulis (Virginia '05), ninth season  
**Assistant Coach:** Terry Boss (Tulsa '04), first season  
**Operations Assistant:** Oliver Gage (Leeds, '10), second season

### PRONUNCIATIONS

#### Players

Aguilar ..... AG-will-are  
 Calle ..... CAL-ee  
 Nicko Corriveau ..... NEE-coe  
 ..... CORE-uh-voe  
 Fatton ..... Fuh-TONE  
 LaCivita ..... La-sih-VEE-tuh  
 Lima ..... LEE-muh  
 Moffatt ..... Moff-uht  
 Odusote ..... Oh-duh-SOE-tay  
 Salandy-Defour  
 ..... Suh-LAN-dee Duh-FORE  
 Shema ..... SHE-muh  
 Wharton ..... WORE-tun  
 Zinkhan ..... ZINK-uhn

#### Coaches

Chulis ..... CHOO-liss  
 Gelnovatch ..... GELL-no-vatch  
 ..... (hard G, rhymes with bell)

### BREAKDOWN BY STATE

Arizona ..... 1  
 California ..... 2  
 Florida ..... 1  
 Georgia ..... 1  
 Kentucky ..... 1  
 Maryland ..... 4  
 New Jersey ..... 2  
 North Carolina ..... 4  
 Pennsylvania ..... 2  
 Texas ..... 1  
 Virginia ..... 14

### BREAKDOWN BY COUNTRY

Guatemala ..... 1  
 United States ..... 33

### BREAKDOWN BY CLASS

True Freshman ..... 9  
 Redshirt Freshman ..... 5  
 Sophomore ..... 4  
 Junior ..... 7  
 Senior ..... 9

# HEAD COACH GEORGE GELNOVATCH



George Gelnovatch is in his 19th season as the head coach of the Virginia men's soccer program.

A former Cavalier soccer All-American and assistant coach, Gelnovatch has led UVa to the 2009 NCAA Championship, four NCAA College Cup appearances, four ACC tournament titles, two regular-season ACC championships, 18-consecutive NCAA tournament appearances and an overall record of 260-106-38 during his tenure as UVa head coach.

Virginia has won at least 15 games in a season nine times under Gelnovatch, including 2009 when the team recorded 19 victories en route to the conference and national championships.

Gelnovatch ranks as the 10th-winningest active head coach in Division I college soccer, with a .691 career winning percentage. He stands 25th in career wins among current head coaches. Among Division I coaches all-time, he ranks 36th in career winning percentage.

## HEAD COACHING HIGHLIGHTS

Gelnovatch mentored Virginia to the program's fourth NCAA College Cup appearance during his tenure in 2013 when he brought a young team into the final four. Led by third-team All-American Eric Bird, UVa posted a 13-6-5 record while advancing to the program's 33rd-consecutive NCAA tournament (the current longest streak of NCAA tournament appearances in Division I).

The Cavaliers recorded wins over St. John's, Marquette and Connecticut to punch their ticket to the ninth College Cup in Virginia soccer history. UVa also handed eventual national champion Notre Dame its lone loss of the 2013 season (2-0 in South Bend) and also bounced them from the ACC tournament in a penalty-kick shootout.

In 2009 Gelnovatch guided the Cavaliers to the ACC championship before taking the team on a classic run through the NCAA tournament, culminating with a thrilling shootout win over Akron in the NCAA Championship Game for UVa's sixth NCAA title.

Two Cavaliers, midfielder Tony Tchani and goalkeeper Diego Restrepo, were named first team All-Americans in 2009, while Will Bates was named the National Freshman of the Year. Gelnovatch, meanwhile, earned National Coach of the Year honors at the conclusion of the season.

Tchani was selected in the first round of the 2009 MLS SuperDraft to continue a strong pipeline of prominent soccer talent from Charlottesville to the professional ranks under Gelnovatch.

In 2006, Gelnovatch led the Cavaliers to their eighth College Cup appearance. UVa finished with a 17-4-1 overall record and a third-place showing in the ACC. Junior midfielder Nico Colaluca earned first-team All-America honors from College Soccer News.

Gelnovatch had another successful season in 2005 as he guided the Cavaliers to a second place finish in the ACC. Three Cavaliers earned All-ACC honors in 2005 as freshman forward Yannick Reyring was named First Team All-ACC and an ACC All-Freshmen team selection, while forward Adam Cristman and midfielder Nico Colaluca earned All-ACC Second Team honors.

In 2004, he led UVa to its sixth consecutive appearance in the ACC Championship Finals, where the Cavaliers were crowned conference champions for the third time during his tenure. Virginia made another deep run in NCAA Tournament advancing to the quarterfinal round. Following the 2004 season, Gelnovatch was honored as the 2004 NSCAA/adidas South Atlantic Region Coach of the Year.

In 2003, the Cavaliers turned in a record of 11-10-2 overall. Though the season marked the lowest win total for any single season under Gelnovatch's tenure, the Cavaliers saved their best performances for last as the season also proved to be one of the more successful postseasons for UVa. Gelnovatch led Virginia to its first ACC Championship since 1997 and

## GELNOVATCH'S UVA COACHING YEARS

- 2009 National Championship
- Four NCAA College Cup appearances (1997, 2006, 2009, 2013)
- Six NCAA quarterfinal appearances
- 18 consecutive NCAA tournament appearances
- 33 consecutive program NCAA tournament appearances (longest active streak in the country)
- Four ACC tournament titles
- Two ACC regular-season titles
- 11 ACC tournament championship appearances
- Twice named ACC Coach of the Year (1996, 2001)
- Two National Players of the Year
- 44 players that have gone on to play professional soccer

## GELNOVATCH'S INTERNATIONAL COACHING YEARS

- 1999-2003: Head Coach USA Under-18 National Team
- 1999-2002: Assistant Coach full USA National Team
- 2002: World Cup (South Korea) Quarterfinalists
- Assistant Coach USA Full National Team at Confederation Cup
- Assistant Coach USA Full National Team at Gold Cup

## GELNOVATCH AS A HIGH SCHOOL AND COLLEGE PLAYER

- First Team All-American out of Wall High School (N.J.) 1983
- Under-20 US National Team 1983
- First Team All-American at the University of Virginia
- 1987: Finished third in voting for National Player of the year
- Full National Team Spring of 1987

## GELNOVATCH AS A PROFESSIONAL PLAYER

- MISL Minnesota Strikers, 1987-88
- American Soccer League (ASL) NJ Eagles
- American Professional Soccer League (APSL) Penn Jersey Spirit
- American Professional Soccer League (APSL) Baltimore Bay
- A League appearance 1996
- MLS appearance 1996

kept alive its consecutive streak of NCAA Tournament appearance by advancing to the NCAA Third Round.

In 2002 after his team finished the season 15-7-0, Gelnovatch watched four of his players step into the professional ranks to pursue playing careers in Major League Soccer, including the Missouri Athletic Club's Hermann Trophy Award winner and National Player of the Year nominee - Alecko Eskandarian. Eskandarian became the eventual No. 1 pick in the 2003 MLS SuperDraft and was joined in the draft by teammates David Comfort, Kenny Arena and Jacob LeBlanc.

Gelnovatch has developed a number of Major League Soccer players during his 14 years at Virginia. He has watched two of his former players become the No. 1 pick in the MLS SuperDraft with Eskandarian's selection in 2003 and Jason Moore's selection in 1999. Both players were chosen by D.C. United. Former UVa All-American Kyle Martino was a first-round choice in the 2001 MLS SuperDraft and Matt Chulis was also first-round selection in 1999. In all, a total of 18 Cavaliers who have played for Gelnovatch have been drafted in the MLS, including Chris Albright, a 1998 first-team NSCAA All-American.

In 2001, Gelnovatch guided UVa through a magical regular season. He led Virginia to its first undefeated regular season since 1986 after going 16-0-1 overall, 6-0-0 in the ACC. More impressive than going undefeated in the conference, the Cavaliers became the first ACC team to ever go undefeated in the league after winning all of its games by shutout. Gelnovatch was named the ACC Coach of the Year and the VaSID Coach of the

# HEAD COACH GEORGE GELNOVATCH

Year in 2001 after his Cavaliers finished the season 17-2-1. It marked the second time he was honored with the awards after also being named the Virginia Division I Men's Coach of the Year in 1998 and the ACC Coach of the Year in 1996.

In 2000, Gelnovatch led the Cavaliers to a 17-6-1 mark and a spot in the NCAA Quarterfinals. Virginia entered the tournament as the fifth-seeded team after playing one of the toughest schedules in the nation, a signature of Gelnovatch's tenure at UVa.

In 1999, UVa finished 14-9-1 and advanced to the NCAA Tournament quarterfinals and the ACC Finals.

In 1998, Virginia finished 16-4-3 overall, advanced to the NCAA quarterfinals and Gelnovatch had two players named as finalists for the MAC Award and two players named finalists for the Hermann Trophy.

In 1997, the Cavaliers recorded the most wins ever under Gelnovatch (19), which ranks as the third highest win total in a single season at UVa after the Cavaliers posted an overall record of 19-4-3. Virginia finished as the NCAA runner-up after falling in the championship game. UVa won the ACC Tournament title, outscoring its opponents by the count of 8-1 in three games. The Cavaliers also earned a share of the ACC regular season title, finishing with a 3-1-2 mark in conference games.

Gelnovatch was named the 10th coach of the Virginia program on Jan. 3, 1996, after Bruce Arena announced he would end his 18-year career at the helm of UVa soccer to become head coach and assistant general manager of Major League Soccer's D.C. United.

In 1996, Gelnovatch guided his team to an overall record of 16-3-3 and an ACC regular season title. His 16 victories were the most ever by a first-year coach at Virginia with his .795 winning percentage also being the best by a UVa coach in his first season. Gelnovatch also became the first-ever Cavalier men's soccer coach to lead his squad to the NCAA Tournament during his first year on the job. He was honored as the 1996 ACC Coach of the Year thanks to that feat.

## ASSISTANT COACH HISTORY

Gelnovatch's first coaching position at Virginia began in 1989 when he became a part-time assistant and helped guide the Cavaliers to a share of the NCAA title and then an outright national championship in 1991. He was promoted to Arena's top assistant in June 1992 and helped the program complete its unprecedented four-year run of national championships (1991-94) and a record-setting campaign in 1995, which included just the second unbeaten regular season (16-0-2) by any ACC team in 14 years. Virginia finished with a 21-1-2 record in 1995 after losing to Duke 3-2 in the NCAA semifinals.

During Gelnovatch's years as an assistant, the UVa program compiled a record of 25-2-2 in the NCAA Tournament and 37-4-4 mark in the postseason (including the ACC Tournament). Virginia compiled an overall record of 138-18-14 (.853 winning percentage) during Gelnovatch's tenure as an assistant coach.

Since becoming a part of the UVa coaching staff, Gelnovatch has helped recruit some of the greatest players to ever wear a Cavalier uniform. UVa has welcomed numerous high school All-Americans who have gone on to post All-America seasons on the collegiate level. Among the players that Gelnovatch helped recruit as a UVa assistant coach are National Players of the Year Mike Fisher and Ben Olsen and five players who competed for the U.S. in the 1996 Olympic games: Clint Peay, A.J. Wood, Brandon Pollard, Damian Silvera and Billy Walsh.

## PLAYING CAREER

Gelnovatch graduated from Virginia in 1987 after playing a vital role on Cavalier teams that went 67-14-4 (.812) from 1983-86. He still ranks fifth on UVa's career scoring list (118 points) and fifth on the school's career goals list (49). From 1983-85, he teamed with UVa's second all-time leading scorer Jeff Gaffney to form one of the most potent forward tandems in Cavalier history. As a senior in 1986, Gelnovatch became UVa's third first-team All-American, while earning first-team All-ACC honors after being selected to the conference second-team his first three seasons. UVa made four NCAA tournament appearances and captured three ACC championships during Gelnovatch's college years.

Following his college career, Gelnovatch was drafted by the Minnesota Strikers of the Major Indoor Soccer League (MISL). His playing career also included three years in the American Professional Soccer League (APSL) from 1990-92 and a stint as a starting defender for Arena's D.C. United team in 1996.

Gelnovatch has rejoined Arena on several occasions, including as an assistant coach with the United States National Team in the 2002 World Cup. The U.S. team made a valiant run into the quarterfinal round of the World Cup and finished 2-2-1 in the event. In 1999, he was appointed to coach the Under-18 United States National Team.

## PERSONAL

A native of Wall, N.J., Gelnovatch earned prep All-America honors while playing for Wall High School. He is married to the former Melissa Sanders. The couple has two children, Jake and Sunny.

## GELNOVATCH CAREER COACHING RECORD

Year	Overall	ACC	ACC Finish	NCAA Tournament
1996	16-3-3	4-0-2	Runner-Up	1st Round
1997	19-4-3	3-1-2	Champions	NCAA Runner-Up
1998	16-4-3	4-1-1	Semifinals	Quarterfinals
1999	14-9-1	1-4-1	Runner-Up	2nd Round
2000	17-6-1	5-1-0	Runner-Up	Quarterfinals
2001	17-2-1	6-0-0	Runner-Up	2nd Round
2002	15-7-0	3-3-0	Runner-Up	2nd Round
2003	11-10-2	3-3-0	Champions	3rd Round
2004	18-5-1	4-3-0	Champions	Quarterfinals
2005	12-5-3	6-2-0	Quarterfinals	3rd Round
2006	17-4-1	5-3-0	Semifinals	NCAA Semifinals
2007	12-8-2	1-5-2	Quarterfinals	2nd Round
2008	11-9-1	4-4-0	Runner-Up	2nd Round
2009	19-3-3	4-3-1	Champions	NCAA Champions
2010	11-6-3	2-4-2	Semifinals	1st Round
2011	12-8-1	4-3-1	Semifinals	1st Round
2012	10-7-4	3-4-1	Semifinals	2nd Round
2013	13-6-5	4-3-4	Runner-Up	NCAA Semifinals
<b>Career</b>	<b>260-106-38</b>	<b>66-47-17</b>		

# COACHING STAFF



## MATT CHULIS

### Associate Head Coach

Matt Chulis is serving in his ninth season with the Virginia men's soccer program, including his fourth as the team's associate head coach.

During Chulis' time on the Virginia coaching staff, the Cavaliers have reached eight straight NCAA tournaments, made three NCAA College

Cup appearances (2006, 2009, 2013) and won the 2009 NCAA Championship. Following the 2009 season, Chulis was elevated from assistant coach to associate head coach.

Prior to joining the UVa staff, Chulis spent several years playing professionally. He played for the Long Island Rough Riders in 2005 after spending three seasons (2002-04) in the United Soccer League (USL) playing for the Pittsburgh Riverhounds and Portland Timbers (2001).

Chulis spent time in Major League Soccer (MLS) playing for the Columbus Crew (1999-00) and the Chicago Fire (2001). Off the field, he served as the Super Y League Director for the Rough Riders. Chulis was a student assistant coach at Virginia while finishing up his bachelor's degree in sociology during the 2004-05 academic year. He holds his USSF "A" coaching license and USSF national youth license.

One of the most decorated Cavalier defenders in school history, Chulis played four seasons for Virginia (1995-98). He was a three-time NSCAA All-American and three-time All-ACC first-team selection. Chulis was named NSCAA National Defender of the Year in 1998. He led the Cavaliers to 32 shutouts in four seasons. Chulis started 93 games (fifth in school history) and played 8,483 career minutes (second in program history).

He is married to Colleen Minnock Chulis. The couple has a son, Luke, and a daughter, Adelle.



## OLIVER GAGE

### Operations Assistant

Oliver Gage is in his second season as the operations assistant for Virginia men's soccer. His responsibilities include overseeing the general welfare of the Virginia men's soccer student-athletes and assisting the coaching staff with day to day soccer operations and all aspects of video editing and analysis.

Prior to coming to Virginia, Gage served as the assistant first-team technical assistant with the Sheffield Wednesday Football Club in Sheffield, United Kingdom. His responsibilities included opposition scouting and analysis, production of scouting reports, highlighting key tactical concepts, potential areas of weakness and production of pre-match presentation for players and staff.

Gage earned a master's degree in organizational leadership at Mercyhurst College while playing soccer, and his team made the NCAA tournament in both of his eligible years. He also competed in the NPSL for the Erie Admirals, reaching the final four in 2011.

Gage earned his bachelor's degree in marketing at Leeds Metropolitan University.



## TERRY BOSS

### Assistant Coach

Terry Boss is in his first season as an assistant coach for the Virginia men's soccer team, working primarily with the goalkeepers. Boss played eight years of professional soccer as a goalkeeper.

Boss spent the 2013 season as an assistant coach at Oregon State after working as his alma mater,

Tulsa. While an assistant at TU in 2012, Boss helped the Golden Hurricane to a 14-6-1 overall record and a Conference USA Tournament championship as the team advanced to the NCAA round of 16. Tulsa recorded eight shutouts and faced five opponents ranked among the nation's top-25.

Boss played professionally for eight seasons before retiring in 2012. His last three seasons were spent playing for the Seattle Sounders of Major League Soccer. During his time in Seattle, he played with Kasey Keller, one of the premier American goalkeepers of all time. As a Sounder, Boss won three consecutive US Open Cup titles and played against some of the best clubs in the world, including Chelsea, Barcelona, Manchester United, Celtic, Chivas de Guadalajara and Boca Juniors.

Boss played for three years with Major League Soccer's Seattle Sounders (2009-12). Prior to that, he was with the New York Red Bulls (2008-09), as well as the United Soccer League's Charlotte Eagles (2005, 2008) and Puerto Rico Islanders (2006-07). He was also a member of the Puerto Rico National Team from 2009-12. Boss recorded 10 caps for his national team and helped Puerto Rico compete in the 2010 and 2014 preliminary World Cup Qualifying Rounds.

During his tenure with the Sounders, Boss started eight games, logging 765 minutes in goal. He picked up 28 saves and three shutouts, and posted a 6-2-1 record. Before his MLS career, Boss earned USL-2 Goalkeeper of the Year honors while helping the Charlotte Eagles reach the USL-2 Championship match in 2008. During that season, Boss had a league-leading 11 wins and nine shutouts, and was ranked second with a 0.69 goals-against average.

Boss earned his bachelor's degree in finance in 2004 from Tulsa. He has a USSF B License and USSF Goalkeeping License.

A Philomath, Oregon, native, Boss is married to Hannah. His brother, Kevin, won a Super Bowl championship and played tight end with the New York Giants.



# PABLO AGUILAR

# 8

**Midfielder**  
**Redshirt Freshman • 5-7 • 143**  
**Guatemala City, Guatemala •**  
**The Pendleton School**

**2013**  
• Redshirt Season

- PREP**
- Attended the Pendleton School in Bradenton, Fla., and played soccer at the IMG Academy
  - No. 34-ranked player in U.S. and No. 2-ranked in Florida by Top Drawer Soccer
  - Member of 2010-11 U15 U.S. Men's National Team
  - Named IMG Academy's MVP and Best Attacking Player in 2012 and 2013
  - Named 2011 IMG Player of Year
  - Member of IMG Academy's U16 and U18 and Academy teams
  - Was 2010 U16 IMG Academy USSL Most Improved Player
  - Captained U15 IMG Academy Team which won state championship
  - Coached by Scott Dean at IMG Academy

- PERSONAL**
- Parents are Juan de Dios and Coralia Aguilar
  - Has two brothers, Juan de Dios and Julian, and one sister, Marcela; Juan de Dios played one season with UVa men's soccer team and graduated in 2011, while Marcela graduated from UVa in 2013

### AGUILAR'S CAREER STATS

Year	GP-GS	Sh	SOG	G	A	Pts	GW
2013*	DNP						

\*redshirt



# ERIC BIRD

# 11

**Midfielder**  
**Senior • 5-11 • 170**  
**Virginia Beach, Va. • Frank W. Cox HS**

- 2013**
- Earned Third-Team All-America honors from NSCAA and Soccer America
  - Named to NSCAA First-Team All-South Atlantic Region Team
  - Second-Team All-ACC honoree
  - Named to ACC All-Tournament Team
  - Captain; played in all 24 games, starting the last 23
  - Led team with seven goals and tied for team lead with five assists
  - Finished seventh in ACC in goals and points (19) and ninth in assists
  - Recorded goal, two assists in NCAA tournament (played every minute of tournament)
  - Assisted on Darius Madison's eventual game-winning goal in NCAA tournament win over Marquette (12/1)

- Scored goal and also assisted on Ryan Zinkhan's goal in NCAA second-round win over St. John's (11/24)
- Scored game-tying goal in final minute against Virginia Tech (10/18)
- Scored two goals in win over Providence (9/24)
- Also scored against Wake Forest, VCU and Pitt
- Recorded game-winning goals against Providence and VCU

- 2012**
- Started all 21 matches at midfield
  - Named to ACC All-Academic Soccer Team and ACC Academic Honor Roll
  - Ranked second on team with 36 shots
  - Recorded game-tying goal in second half of ACC quarters at Wake Forest (11/6); took team-high seven shots in match
  - Scored game-winning goal in win over Wright State (10/16)
  - Recorded assist vs. Mount St. Mary's (9/11)

- 2011**
- Played in nine games, starting eight
  - Suffered knee injury in UNC game (9/23) and missed remainder of season
  - Had big game vs. Wisconsin (9/4), scoring first career goal and adding a game-winning assist on a Brian Ownby score

- PREP**
- Two-time First-Team All-State, All-Region and All-District honoree
  - Named 2011 Tidewater Player of the Year
  - Earned 2011 Virginia High School State Player of the Year honors
  - Frank W. Cox won 2009 and 2010 VHSL State Championships and regional championships from 2008-2010
  - Played for Region I Olympic Development Program (ODP) pool and team from 2007-2011
  - Virginia '93 state team was the Region I ODP Champion in 2008
  - Played for Beach FC - Fire, which was Virginia State Cup Champions in 2005, 2006 and 2010

- PERSONAL**
- Parents are Tony and Melanie Bird

### BIRD'S CAREER STATS

Year	GP-GS	Sh	SOG	G	A	Pts	GW
2011	9-8	17	6	1	2	4	0
2012	21-21	38	11	2	1	5	1
2013	24-23	51	21	7	5	19	2
<b>Totals</b>	<b>54-52</b>	<b>106</b>	<b>38</b>	<b>10</b>	<b>8</b>	<b>28</b>	<b>3</b>

- Career Highs**  
**Goals:** 2 (Providence, 9/24/13)  
**Assists:** 1 (8x, last vs. Marquette, 12/1/13)  
**Points:** 4 (Providence, 9/24/13)  
**Shots:** 7 (at Wake Forest, 11/6/12)



# CALLE BROWN

# 18

**Goalkeeper**  
Redshirt Senior • 6-5 • 200  
Leesburg, Va. • Loudon County HS

## 2013

- Played in nine games; started last eight matches, including all seven tournament matches (team went 5-2-1 in that time)
- Named to ACC All-Tournament Team
- Stopped pair of shots in NCAA quarterfinal win over UConn (12/6) as well as NCAA College Cup match against Maryland (12/13)
- Recorded three saves in NCAA tournament win over Marquette (12/1)
- Picked up four saves in clean sheet against St. John's in NCAA second round (11/24)
- Stopped two penalty kicks in shootout win over Notre Dame (11/15)
- Recorded clean sheets in first two starts against Boston College and Wake Forest (each went OT)
- Made first appearance of season against Pitt (10/4)

## 2012

- Was not a member of the team

## 2011

- Did not see game action

## 2010

- A redshirt season

## PREP

- A Virginia State Olympic Development Program (ODP) and District ODP member
- Played for the Great Falls Soccer Club, which won the Under-16, Under-17 and Under-18 Virginia State Cups
- A four-year starter for Loudoun County High School where he earned various All-Region, All-Dulles District and All-Met honors

## BROWN'S CAREER STATS


Year	GP-GS	GA	GaAvg	Saves	SavePct	Record	Shutouts
2010*	DNP						
2011	DNP						
2013	9-8	8	0.91	24	.750	5-2-1	6.1
<b>Totals</b>	<b>9-8</b>	<b>8</b>	<b>0.91</b>	<b>24</b>	<b>.750</b>	<b>5-2-1</b>	<b>6.1</b>

\*redshirt

## Career Highs

**Saves:** 4 (3x, last vs. St. John's, 11/24/13)

**Goals Against:** 2 (Maryland, 12/13/13)



# MATT BROWN

# 3

**Defender**  
Senior • 6-1 • 165  
Charlotte, N.C. • South Mecklenburg HS

## 2013

- Played in 19 matches, with 18 starts
- Scored game-tying goal with six seconds left in regulation in Cavaliers' 3-3 tie with NC State (9/20)
- Recorded assist on Eric Bird's golden goal in double overtime against VCU (10/1)
- Sat out UConn match after red card against Marquette

## 2012

- Played in 17 matches (15 starts) at center back
- Headed home his first career goal in NCAA tournament match at New Mexico (11/18)
- Named to ACC All-Academic Soccer Team and ACC Academic Honor Roll

## 2011

- Saw first college start against Liberty (Sept. 13)
- Appeared in four matches for the Cavaliers
- Named to ACC Academic Honor Roll

## PREP

- Played for Charlotte Soccer Academy and was member of Region III ODP team
- Captain of North Carolina Olympic Development Program (ODP) team, Brown trained with Reading FC U18 Academy in Reading, England, and played club soccer for Charlotte United Futbol Club
- Ranked No. 26 in TopDrawerSoccer.com 2011 National Top 100
- Four-year starter, two-year captain and two-time team MVP for South Mecklenburg High School
- Three-time all-conference, two-time all-region selection; also an all-state pick
- Named to National Soccer Coaches Association (NSCAA) All-South squad and was 2010 Southwestern Conference Player of the Year
- Earned Charlotte All-Observer first team honors
- Two-time team captain

## PERSONAL

- Parents are Mike and Kathryn Brown
- Has two brothers, twin Drew, and Chris; Drew plays soccer at Davidson

## BROWN'S CAREER STATS

Year	GP-GS	Sh	SOG	G	A	Pts	GW
2011	4-1	0	0	0	0	0	0
2012	17-15	7	5	1	0	2	0
2013	19-18	8	2	1	1	3	0
<b>Totals</b>	<b>40-34</b>	<b>15</b>	<b>7</b>	<b>2</b>	<b>1</b>	<b>5</b>	<b>0</b>

## Career Highs

**Goals:** 1 (2x, last vs. NC State, 9/20/13)

**Points:** 2 (2x, last vs. NC State, 9/20/13)

**Shots:** 3 (vs. NC State 9/20/13)



# JEFF CALDWELL 00

**Goalkeeper**  
Freshman • 6-3 • 185  
Todd, N.C. • Watauga HS

### PREP

- Enrolled early at UVa for spring semester in 2014
- Played with United States U17 and U18 national teams
- Currently in U.S. U20 national pool
- Was named an NSCAA All-American
- Member of US Soccer Development Academy Southeast Region's Starting XI in 2012
- Competed in US Soccer Development Academy's Finals Week in 2011 and 2012
- Member of NC Fusion that placed third in the Academy Finals Week
- Ranked the No. 1 goalkeeper by Top Drawer Soccer
- Ranked 20th overall by Top Drawer Soccer
- Ranked ninth overall by College Soccer News
- Received a 4.25 GPA in high school
- Also played his freshman and sophomore seasons with his high school team

### PERSONAL

- Parents are Paul and Lynn Caldwell
- Father played basketball and soccer (goalkeeper) at Davidson from 1969-73
- Has one sister, Sarah, who was goalkeeper at Furman from 2009-10



# NICKO CORRIVEAU 10

**Forward**  
Sophomore • 5-11 • 160  
Potomac, Md. • Gonzaga HS

### 2013

- Played in 21 matches with starts against Louisville, Syracuse, Virginia Tech and Maryland (ACC tournament)
- Played in three NCAA tournament games (St. John's, Marquette, Maryland)
- Scored game-tying goal late in regulation in ACC semifinals against top-ranked Notre Dame (11/15)

### PREP

- NSCAA High School All-American
- No. 2-rated recruit by College Soccer News
- No. 29-rated recruit by Top Drawer Soccer
- Named D.C. Gatorade Player of Year for 2012-13
- Named 2013 Washington Catholic Athletic Conference Player of Year
- Was First-Team All-WCAC honoree three straight years
- Earned Washington Post's All-Met Player of Year honors in 2012
- Scored over 40 goals in his career
- Played for AC Bethesda since was 12; leading goal scorer for team
- Graduated with a 4.15 GPA and named to honor roll every semester in high school
- Also played varsity ice hockey his freshman year

### PERSONAL

- Parents are Stephane and Christiane Corriveau
- Has three sisters: Alessandra, Annelise and Adrianna
- Plans to major in pre-med at Virginia; both of parents are doctors as well

### CORRIVEAU'S CAREER STATS

Year	GP-GS	Sh	SOG	G	A	Pts	GW
2013	21-4	11	4	1	0	2	0



# JULIAN CUMMINGS 32

**Midfielder**  
Freshman • 5-9 • 160  
Fredericksburg, Va. • Stafford HS

### PREP

- Member of the U16 and U18 DC United Academy teams from 2011-2013
- Played soccer for Stafford High School team his freshman and sophomore seasons
- Member of Virginia ODP State Team from 2008-2011
- Member of the U17 Grenada National Team in 2012
- Also played one year of basketball

### PERSONAL

- Parents are Dexter and Kim Cummings
- Has one sister, Taylor
- Uncle, Josh Jaques, played football at Morehouse College for two years



# LUC FATTON 5

**Midfielder**  
Redshirt Freshman • 6-0 • 150  
Charlottesville, Va. • Albemarle HS

### 2013

- Redshirt season

### PREP

- Played at Albemarle High School during freshman and junior years
- Trained with Richmond Strikers Academy his sophomore and senior seasons
- Led Albemarle to 2012 Class AAA State Championship; led in team in total points with 34 after scoring 11 goals and adding 12 assists
- Starting midfielder for Richmond Strikers Academy for past three years
- Competed with Virginia State ODP from 2007-10
- Member of VCCL Select Team in Spring 2009 and 2010

### PERSONAL

- Parents are Robert and Cindy Fatton
- Has one sister, Vanessa

### FATTON'S CAREER STATS

Year	GP-GS	Sh	SOG	G	A	Pts	GW
2013*	DNP						

\*redshirt season





## PATRICK FOSS

# 20

**Midfielder**  
Sophomore • 6-0 • 170  
South Riding, Va. • U.S. Soccer Residency

### 2013

- Appeared in 21 of 24 games, starting 14 matches at left back
- Recorded pair of goals and two assists
- Earned assist after Ryan Zinkhan scored off his cross in NCAA second-round win over St. John's (11/24)
- Sent in free kick that led to Brian James' game-winning goal against Boston College (11/8); first career assist
- Recorded game-tying score in regular-season match against Maryland (10/11)
- Scored first college goal off free kick against Providence (9/24)
- Enrolled for Spring 2013 semester and competed with team during spring season
- Named to Athletic Honor Roll in his first semester

### AT VIRGINIA

- Enrolled for Spring 2013 semester and competed with team during spring season
- Named to Athletic Honor Roll in his first semester

### PREP

- Full-time member of U.S. U17 National Team in 2010-11
- Joined U.S. during its preparation for 2011 U17 FIFA World Cup
- No. 31 recruit in College Soccer News' rankings
- No. 52 recruit according to Top Drawer Soccer
- Played with DC United Youth Academy and Reserve Team from 2010-12
- Captained DC United's U18 Academy Team and named to U.S. Developmental Academy Best XI Team in 2012
- Earned Golden Boot after scoring four goals in four matches in 2011 Ajax/AEGON Youth Cup in Amsterdam
- Led DC United's U17 Youth Academy squad to 2010 MLS SUM Cup
- Competed and trained for four years with U.S. Olympic Development Program
- Was home schooled by his mother, a 1987 UVa graduate
- Played soccer at Leesburg Christian his freshman year and led team to state championship; led state in scoring (25 goals) and was named MVP of state tournament

### PERSONAL

- Parents are Michael and Elizabeth Foss
- One of eight siblings; has four brothers: Michael, Christian, Stephen and Nicholas and three sisters: Mary Beth, Katie, Kari and Sarah
- Michael played soccer at George Mason from 2007-10
- Holds a black belt on Tae Kwon Do; former Virginia state champion in both individual sparring and individual forms
- Godfather is John Harkes, a former UVa and U.S. Men's National Team standout

### FOSS' CAREER STATS

Year	GP-GS	Sh	SOG	G	A	Pts	GW
2013	21-14	14	8	2	2	6	0

### Career Highs

- Goals:** 1 (2x, last vs. Maryland, 10/11/13)  
**Assists:** 1 (2x, last vs. St. John's, 11/24/13)  
**Points:** 2 (2x, last vs. Maryland, 10/11/13)



## ANDREW FRESCHI

# 33

**Goalkeeper**  
Junior • 6-2 • 205  
Atlanta, Ga. • Westminster HS

### 2013

- Did not see playing time

### 2012


- Walked on to team but did not see game action
- Named to ACC Academic Honor Roll

### PREP

- Led Westminster to 2011 and 2012 AA Georgia State Championships
- Saved two penalties in shootout in 2012 championship game; also made PK save in regulation of 2011 title match
- Named All-Area First Team and named to Georgia DiVarsity All-Star Game in 2012; also named team MVP
- Three-year soccer letterwinner
- Recorded 10 shutouts and posted 17-5-4 record his senior year
- Also a three-year letterwinner in football
- Was football team's center and 2012 team captain
- Earned 2012 Charlie Brake MVP Award and 2011 All-Area Player of Year honors in football

### PERSONAL

- Parents are Joe and Lisa Freschi
- Has one brother, Paul, and two sisters, Laura and Juliana
- Father played football at Princeton



## STEVEN GANDY

# 2

**Defender**  
Freshman • 5-11 • 175  
Gainesville, Va. • Patriot HS

### PREP

- Played with DC United Academy; also served as team captain
- Member of U.S. Soccer Development Program
- Played with RVA FC in spring/summer 2014
- Earned Academy Starting XI Award
- Played high school soccer his freshman year
- Earned Advanced Studies Diploma Seal from Patriot High School

### PERSONAL

- Mother is Phyllis Gandy
- Has one sister, Jessica Cierra Gandy



# WILL HARE

# 23

**Defender**  
Redshirt Junior • 5-8 • 160  
Roanoke, Va. • Hidden Valley HS

### 2013

- Did not see game action

### 2012

- Named to ACC Academic Honor Roll
- Saw first college playing time in win over Mount St. Mary's (9/11)

### 2011

- Did not see game action

### PREP


- Four-year starter for Hidden Valley
- Named team MVP his senior year
- First Team All-Timesland his senior year
- Four-time all-district honoree
- Scored 23 goals his senior year
- Co-captain of Roanoke Star Club Team in 2010-11
- Also competed for Virginia State Team and Region I ODP

### PERSONAL

- Parents are Walter and Carolyn Hare

### HARE'S CAREER STATS

Year	GP-GS	Sh	SOG	G	A	Pts	GW
2012	1-0	0	0	0	0	0	0
2013	DNP						
<b>Totals</b>	<b>1-0</b>	<b>0</b>	<b>0</b>	<b>0</b>	<b>0</b>	<b>0</b>	<b>0</b>



# SAM HAYWARD

# 25

**Forward**  
Sophomore • 6-0 • 170  
Dallas, Texas • Highland Park HS

### 2013 (PENN)

- Appeared in 18 matches, with four starts in freshman season at Penn
- Tied for second on team with five goals and was third on team with 10 points
- Scored twice, including game-winner, against Drexel (10/2)
- Recorded game-winning goal against Princeton (11/9)
- Named Ivy League Rookie of the Week honors following Princeton performance
- Also scored against Cal Poly (9/13) and Florida Gulf Coast (9/27)

### PREP

- Played club soccer for Solar under the direction of coach Kevin Smith
- Served as team captain
- 2011 District and Area champion

- Named 2011 Newcomer of the Year and Offensive Player of the Year
- Student Council representative

### PERSONAL

- Parents are Frank and Esther Hayward
- Has a twin brother, Connor, who plays soccer at Washington and Lee

### HAYWARD'S CAREER STATS

Year	GP-GS	Sh	SOG	G	A	Pts	GW
2013*	18-4	32	16	5	0	10	2

\*at Penn



# LIAM JENKINS

# 34

**Midfielder/Defender**  
Freshman • 6-3 • 195  
Henrico, Va. • Mills Godwin HS

### PREP

- Played for Richmond Strikers Academy from 2011-14 and was team captain in 2013-14
- Was Richmond Strikers' top scorer in 2012
- Played center midfield in 2013, then center back in 2014
- Did not play high school soccer
- Member of Henrico High School's Honor Roll from 2010-14
- Earned AP Scholar Award and Henrico County Principal's Scholar Award

### PERSONAL

- Parents are Bob and Cindy Jenkins
- Has one brother, Zach
- Father played soccer at Duke from 1980-84
- Uncle, Tom Jenkins, played soccer at UVa from 1977-78
- Uncle, Chris Jenkins, played soccer at Guilford College from 1985-89



# SPENCER LACIVITA

# 1

**Goalkeeper**  
Redshirt Junior • 6-1 • 178  
Raleigh, N.C. • Millbrook HS

### CAREER

- Ranks sixth in career saves at Virginia (144)
- Ranks seventh in minutes played in goal (3,828) at UVa
- Also ranks 10th in career games played in goal (41)

### 2013

- Redshirt season

### 2012

- Started 20 of UVa's 21 matches
- Played 1,885 minutes - seventh most in goal in program history
- Finished second in in the ACC in saves (66), fifth in shutouts (6) and sixth in GAA (1.05)
- His total of 66 saves ranks 10th in single-season UVa history
- Recorded six shutouts on the season and owns 13 career shutouts (eighth in UVa history)
- Named to ACC Academic Honor Roll

### 2011

- Started all 21 matches, playing every minute of the year
- Fourth in ACC in saves (78), fifth in GAA (1.25)
- Recorded third-most saves in single season in UVa history
- Second in ACC in shutouts (7); second-most shutouts by freshman in UVa history (Jeff Causey, 10 in 1990)
- Earned first shutout in win over Cincinnati (Sept. 2)
- Played 1,944 minutes - sixth most in a season in program history
- First UVa freshman goalkeeper to start an ACC tournament game since 1999, when David Comfort was in goal
- First true freshman to start in goal for a UVa season opener in George Gelnovatch's tenure as head coach at UVa

### PREP

- Ranked No. 3 goalkeeper (2011), No. 24 overall player and No. 1 overall player in South Atlantic Region by TopDrawerSoccer.com
- Ranked No. 2 goalkeeper in the country (2011) by ESPN Rise
- 2010 National Soccer Coaches Association of America (NSCAA) All-American
- Four-year starter for Millbrook; earned all-state, all-region and all-county honors his final three years
- Won 2010 New York Red Bull High School Cup
- Captained Under-15/Under-16 CASL Chelsea FC Academy team that was a national finalist and posted 19 shutouts
- Member of the Under-17 National Team residency camp (2008) and Under-15 National Team (2008)
- Member of National Honor Society

### PERSONAL

- Parents are Emil and Nancy LaCivita
- Has two brothers, Taylor and Kyle


### LACIVITA'S CAREER STATS

Year	GP-GS	GA	GaAvg	Saves	SavePct	Record	Shutouts
2011	21-21	27	1.25	78	.743	12-8-1	7
2012	20-20	22	1.05	66	.750	9-7-4	6
2013	DNP						
<b>Totals</b>	<b>41-41</b>	<b>49</b>	<b>1.15</b>	<b>144</b>	<b>.746</b>	<b>21-15-5</b>	<b>13</b>

### Career Highs

**Saves:** 7 (Charlotte, 9/16/12)

**Goals Against:** 4 (2x, last vs. Wake Forest, 10/12/12)



# RIGGS LENNON

# 12

**Forward**  
Sophomore • 6-1 • 175  
Paradise Valley, Ariz. • Brophy Prep

### 2013

- Played in 21 matches with six starts
- Finished fourth on team with five goals, including three in ACC play
- Played in three NCAA tournament matches (St. John's, Marquette, Maryland)
- Converted on PK in shootout against Notre Dame in ACC semi-finals (11/15)
- Scored golden goal on header in OT against UNC Greensboro (10/29)
- Earned spot on Top Drawer Soccer's Team of the Week following two-goal effort vs. Pitt (10/4)
- Scored UVa's second goal in ACC win at Syracuse (9/28)
- Recorded first college goal in win over Providence (9/24)

### PREP

- Named 2011 Arizona Gatorade Player of the Year
- Two-time First-Team All-American
- Three-time Arizona High School Player of the Year
- Three-time All-Arizona honoree
- Scored 147 goals in three years, setting the school career goals record
- Tallied 51 goals his junior year and 59 his senior year (school single-season record)
- Led Brophy Prep to two state championships
- No. 14-rated recruit by College Soccer News
- No. 30-rated recruit by Top Drawer Soccer
- Spent time with U.S. U17 National Team
- Also played with 94 Sereno White club team as well as Real Salt Lake club side

### PERSONAL

- Parents are John and Elizabeth Lennon
- Has one brother, Brooks

### LENNON'S CAREER STATS

Year	GP-GS	Sh	SOG	G	A	Pts	GW
2013	21-6	29	13	5	2	12	2

### Career Highs

**Goals:** 2 (vs. Pittsburgh, 10/4/13)

**Points:** 4 (vs. Pittsburgh, 10/4/13)

**Assists:** 1 (2x, last vs. Notre Dame, 11/15/13)

**Shots:** 5 (3x, last at Virginia Tech, 10/19/13)



## BRYAN LIMA

# 15

**Forward/Midfielder**  
**Redshirt Senior • 5-6 • 145**  
**Boca Raton, Fla. • North Broward Prep**

### 2013

- Came off bench to play in 15 matches at forward
- Saw playing time in first half of Cavaliers' NCAA win over Marquette (12/1)
- Scored goal at Wake Forest (9/13)
- Assisted on Brian James goal in win over George Mason (9/16)

### 2012

- Played in two matches (Cal, Mount St. Mary's)

### 2011

- Redshirt season; missed year with knee injury

### 2010

- A member of the 2010-11 ACC Academic Honor Roll
- Appeared in eight games and tallied a goal and an assist for three points
- Scored first career goal in the Cavaliers' 4-1 win over Campbell on Nov. 2
- Assisted on a goal in UVa's 10-0 shutout of Alabama A&M (Oct. 9)

### PREP

- The 2010 Miami Herald and Orlando Sun-Sentinel Player of the Year for North Broward Prep
- Left North Broward Prep as the all-time leader in both assists and points
- A four-time selection to the Herald and Sun Sentinel's All-County teams
- Participated in the All-State Tournament

### PERSONAL

- Parents are Hermann and Cristina Lima
- Has a brother, Dylan and a sister Natalie

### LIMA'S CAREER STATS

Year	GP-GS	Sh	SOG	G	A	Pts	GW
2010	8-0	2	1	1	1	3	0
2011*	DNP						
2012	2-0	0	0	0	0	0	0
2013	15-0	9	3	1	1	3	0
<b>Totals</b>	<b>25-0</b>	<b>11</b>	<b>4</b>	<b>2</b>	<b>2</b>	<b>6</b>	<b>0</b>

\*redshirt

### Career Highs:

- Goals:** 1 (2x, last at Wake Forest, 9/13/13)  
**Assists:** 1 (2x, last vs. George Mason, 9/17/13)  
**Points:** 2 (2x, last at Wake Forest, 9/13/13)



## DARIUS MADISON

# 9

**Forward**  
**Junior • 5-8 • 160**  
**Philadelphia, Pa. • LaSalle College HS**

### 2013

- Named NSCAA Third-Team All-South Atlantic Region
- Second-Team All-ACC honoree
- Named to NCAA College Cup All-Tournament Team
- Tied for second on team with six goals and 15 points
- Tied for 10th in ACC in goals
- Named College Soccer News National Player of Week and ACC Player of Week on Oct. 28 following win at Notre Dame
- Recorded goal and assist in NCAA tournament; assisted on Ryan Zinkhan's goal against UConn (12/6)
- Scored eventual game-winning goal in Virginia's 3-1 NCAA win over Marquette (12/1)
- Scored both UVa goals in win at Notre Dame (10/26); first career multi-goal game
- Recorded UVa's first goal in win over VCU (10/1)
- Headed in goal against NC State (9/24)
- Scored goal and added assist in win over George Mason (9/20)

### 2012

- Named to 2012 All-ACC Freshman Team
- Speedy forward played in 17 games, with 15 starts
- Scored pair of goals
- Took 33 shots (third on team), putting 14 on goal (second on team)
- Scored game-winning OT goal in win at NC State (11/1)
- Recorded first goal on PK vs. Mount St. Mary's (9/11)
- Missed four matches in late September and early October with ankle injury

### PREP

- Named All-State, All-Catholic League and All-Region selection in 2011
- Ranked No. 47 in Top Drawer Soccer's Top 150 recruits
- Scored 20 goals in 2011 in leading LaSalle College HS to Philadelphia Catholic League title
- Played club with FC Delco
- Selected to play in ESPNHS High School All-American Game
- Competed with Region I Boys Olympic Development Program; earned Golden Boot Award at 2011 Trofeo Scopinio Tournament in Rieti, Italy
- Named to the 2011 NSCAA High School All-Region II Team
- Named 2011 Times Herald Player of the Year

### PERSONAL


- Parents are Charles Madison and Dianna Knight
- Has two brothers and two sisters

### MADISON'S CAREER STATS

Year	GP-GS	Sh	SOG	G	A	Pts	GW
2012	17-15	33	14	2	0	4	1
2013	23-21	53	15	6	3	15	2
<b>Total</b>	<b>40-36</b>	<b>86</b>	<b>29</b>	<b>8</b>	<b>3</b>	<b>19</b>	<b>3</b>

### Career Highs

- Goals:** 2 (at Notre Dame, 10/26/13)  
**Points:** 4 (at Notre Dame, 10/26/13)  
**Shots:** 6 (vs. VCU, 10/1/13)



# KYLE MCCORD

# 22

**Forward**  
**Senior • 6-3 • 170**  
**Chester Springs, Pa. • The Haverford School**

**2013**  
• Played in two games (Wake Forest, Pitt)

**2012**  
• Played in eight games at forward  
• Took four shots

**2011**  
• Appeared in nine games  
• Came off the bench in Richmond game and recorded goal on first career shot (8/29)  
• Also assisted on Felipe Libreros goal against Richmond (8/29)


**PREP**  
• Starter for New York Red Bulls Academy team and varsity starter in high school from 2009-2011  
• Team was State Cup Champions in 2004, 2006 and 2007, Region I finalists in 2006, Region I semifinalists in 2007 and Nike Manchester United Premier Cup finalists  
• Invited to Academy Select Training Camp twice and he played EPYSA ODP for three years  
• Practiced with Argentina National Team

**PERSONAL**  
• Parents are James and Aileen McCord  
• Has a brother, Brendin, and two sisters, Allison and Jillian  
• Brother played soccer at Drew University

**MCCORD'S CAREER STATS**

Year	GP-GS	Sh	SOG	G	A	Pts	GW
2011	9-0	2	1	1	1	3	0
2012	8-0	4	0	0	0	0	0
2013	2-0	0	0	0	0	0	0
<b>Totals</b>	<b>19-0</b>	<b>6</b>	<b>1</b>	<b>1</b>	<b>1</b>	<b>3</b>	<b>0</b>

**Career Highs**  
**Goals:** 1 (Richmond, 8/29/11)  
**Assists:** 1 (Richmond, 8/29/11)  
**Points:** 3 (Richmond, 8/29/11)  
**Shots:** 2 (VCU, 9/25/12)



# MATT MILLS

# 24

**Midfielder**  
**Senior • 5-10 • 155**  
**Greensboro, N.C. • Walter Hines Page HS**

**2013**  
• Appeared in four matches  
• Played both overtime periods in win over VCU (10/1)  
• Also saw time against Providence, Pitt and Duke

**2012**  
• Did not see game action  
• Named to ACC Academic Honor Roll

**2011**  
• Appeared in three matches

**PREP**  
• Named all-state  
• Two-time All-Piedmont Region  
• Three-time All-Conference Metro 4A  
• Named to ESPN Rise Starting 11 Team in 2010  
• Led team to 4A state championship his junior year  
• Team captain as senior; had 17 goals and 10 assists  
• Scored 35 goals, 20 assists in career  
• Played club ball with North Carolina Fusion (2008-10)  
• Also competed in 2008 on North Carolina I ODP Team and Region III Camp  
• Played on North Carolina II ODP Team in 2006-2007  
• Graduated 10th in class of 410  
• Inducted into National Honor Society  
• Was business manager and sports editor of high school newspaper

**PERSONAL**  
• Parents are Joel and Liz Mills  
• Father also attended UVa  
• Has one sister, Caitlin, and one brother, Nicholas

**MILLS' CAREER STATS**

Year	GP-GS	Sh	SOG	G	A	Pts	GW
2011	3-0	1	1	0	0	0	0
2012	DNP						
2013	4-0	0	0	0	0	0	0
<b>Totals</b>	<b>7-0</b>	<b>1</b>	<b>1</b>	<b>0</b>	<b>0</b>	<b>0</b>	<b>0</b>



# COLE MOFFATT

# 0

**Goalkeeper**  
**Redshirt Freshman • 6-1 • 180**  
**South Pasadena, Calif. • Loyola HS**

**2013**  
• Redshirt Season

**PREP**  
• Led Loyola varsity team to three straight Mission League championships  
• Named tournament MVP at Trabucco Hills Tournament  
• Named Most Valuable Goalkeeper in league last year  
• Also played two years with FC Golden State BU19 Premier team  
• Voted team MVP in 2011 and team captain in 2012

**PERSONAL**  
• Parents are Jim and Cynthia Moffatt

**MOFFATT'S CAREER STATS**

Year	GP-GS	GA	GaAvg	Saves	SavePct	Record	Shutouts
2013*	DNP						

\*redshirt



**NATE**  
**ODUSOTE** **25**

**Defender**  
Freshman • 6-4 • 180  
North Haledon, N.J. • Hawthorne Christian

**PREP**

- Played for New York Red Bulls Academy
- Earned three Northeast Division championships with academy team
- Team gave up fewest goals in country in 2012-13
- Played high school soccer his freshman and sophomore seasons
- Totaled 30 goals and 15 assists during his two seasons of high school soccer
- Was North Jersey Sophomore of the Year and an all-state honoree
- Also played basketball for two years; his team won league championship his sophomore year
- Graduated with honors

**PERSONAL**

- Parents are Victor and Folu Odusote
- Father played professional soccer with AS Monaco (1993-99) and Borussia Dortmund (1999-2002)
- Has two brothers, Timothy and Samuel, and one sister, Suzanna
- Born in London, England



**PETER**  
**PEARSON** **19**


**Midfielder**  
Freshman • 5-6 • 155  
Virginia Beach, Va. • Cape Henry Coll. Sch.

**PREP**

- Four-time all-state honoree
- 2013-14 All-American
- 2013-14 Virginia Gatorade State Player of the Year
- Ranked 85th overall by Top Drawer Soccer
- Played club ball for Beach FC
- Four-time Tidewater Conference Player of the Year
- Four-time first-team All-VISAA
- Captain of the US Soccer Region 1 team four years in a row
- Two-time All-Tidewater Boys Soccer Player of the Year
- Guided Cape Henry to a state runner-up finish in 2013
- Also played four years of lacrosse; team won conference titles in 2011 and 2013

**PERSONAL**

- Parents are Lester and Heather Pearson
- Has two older brothers, Josh and John



**JAKE**  
**ROZHANSKY** **17**

**Midfielder**  
Freshman • 5-8 • 140  
Germantown, Md. • Montgomery Blair HS

**PREP**

- Played center midfield for Bethesda Olney Academy Team in 2013-14
- Was Bethesda Olney team captain his senior year; scored eight goals during the academy season
- Was named to All-America and all-conference teams in 2014
- Also played for Olney Rangers club team from 2006-12
- Earned Golden Ball at Nationals in 2013
- Called into U17 and U20 men's national teams
- Played one year of high school soccer at Montgomery Blair (2011)
- Was named to honor roll every quarter throughout high school

**PERSONAL**

- Mother is Irina Mathews
- Has one brother, Max Mathews



**MARCUS**  
**SALANDY-  
DEFOUR** **16**

**Forward/Midfielder**  
**Junior • 5-9 • 160**  
**Kensington, Md. • Georgetown Prep**

**2013**

- Played in 21 games, with 19 starts
- Named to ACC All-Tournament Team
- Scored UVa's second goal in ACC tournament against Notre Dame; also assisted on Nico Corriveau's tying score and recorded winning penalty kick in shootout
- Set up UVa's game-winning penalty kick in overtime against Wake Forest in ACC quarterfinals with great through-ball to Jordan Allen, who then was fouled in box
- Recorded UVa's second goal against Maryland (10/11)
- Scored on penalty kick against NC State (9/20)
- Also picked up three assists in 2013 (Providence, Syracuse, Pitt)
- Missed three matches with groin injury

**2012**

- Named to 2012 All-ACC Freshman Team
- Started all 21 games and logged third-most minutes on team (1,883) and most of UVa's midfielders
- Ranked fourth on team with seven points (two goals, three assists)
- Assisted on Eric Bird's goal in ACC quarters at Wake (11/6)
- Scored first UVa goal in 70th minute to help Cavaliers rally from 2-0 deficit in 3-2 OT win over Virginia Tech (10/19)
- Scored first career goal in Wright State match (10/16); also recorded an assist
- Recorded game-winning assist on Will Bates' goal in win over Duke (9/7)

**PREP**

- Ranked No. 25 on ESPNHS Class of 2012 150 College Prospects list
- Tabbed No. 18 on College Soccer News Top 150 Recruits list
- Four caps with U-18 Men's National Team
- Member of MLS SUM Cup championship team
- U.S. Development Academy select team
- Four-year starter at Georgetown Prep
- Two-time First-Team All-Gazette
- Three-year member of Maryland ODP Team
- Two-time Region I team
- Played four years with DC United Academy

**PERSONAL**

- Parents are Ricardo and Kim Salandy-Defour
- Has one brother, Scott, who graduated from Maryland

**SALANDY-DEFOUR'S CAREER STATS**

Year	GP-GS	Sh	SOG	G	A	Pts	GW
2012	21-21	19	5	2	3	7	0
2013	21-19	23	12	3	4	10	0
<b>Total</b>	<b>42-40</b>	<b>42</b>	<b>17</b>	<b>5</b>	<b>7</b>	<b>17</b>	<b>0</b>

**Career Highs**

- Goals:** 1 (5x, last vs. Notre Dame, 11/15/13)  
**Assists:** 1 (7x, last vs. Notre Dame, 11/15/13)  
**Points:** 3 (2x, last vs. Notre Dame, 11/15/13)  
**Shots:** 4 (vs. Notre Dame, 11/15/13)



**MANNY**  
**SCERE** **27**

**Defender**  
**Freshman • 6-0 • 180**  
**Roanoke, Va. • Patrick Henry HS**

**PREP**

- Named all-state his sophomore, junior and senior seasons
- Played club ball with Roanoke Star Soccer Club; was top scorer for U18-U19 team with 14 goals
- Finalist for 2014 Gatorade State Player of Year Award
- Named Timesland and conference player of the year his senior year
- Four-time all-district honoree
- Three-time all-region honoree

**PERSONAL**

- Parents are Harris and Janet Scere
- Has six siblings: sisters Mary, Rachel, Louise and Aboitel and brothers Nathaniel and Andrew
- Nathaniel played soccer at Tusculum
- Moved to United States from Ivory Coast in 2006; also fluent in Grebo and speaks some French



**FABRICE**  
**SHEMA** **19**

**Defender**  
**Freshman • 5-10 • 150**  
**Louisville, Ky. • Waggener HS**

**PREP**

- Named to Kentucky West All-State Second Team in 2013 while playing for Waggener HS
- Won Kentucky State Cup championship with United 1996 FC in 2012
- Named honorable mention all-state while playing for Louisville Collegiate in 2011
- Named to Land Rover Kentucky Cup first team in 2011
- Also ran track and was member of 800m and 1600m relay teams that each took fifth place at 2013 state meet
- Member of French National Honor Society

**PERSONAL**

- Parents are Faustin and Immaculee Ndagijimana
- Has three brothers, Pacifique Hirwa, Patrick Ndagijimana and Jesse Jones
- Born in Kigali, Rwanda



**GRANT**  
**SILVESTER** **4**

**Defender**  
**Senior • 6-0 • 168**  
**Sacramento, Calif. • Rio Americano HS**

**2013**

- Played in one game (Pitt)

**2012**

- Played in four games (Duke, Mount St. Mary's, Wake Forest, North Carolina)
- Scored UVA's second PK goal in shootout at Wake Forest (11/6), missed against North Carolina (11/9)

**2011**

- Played in eight games, starting seven at defender
- Played full 90 minutes for first time against Wisconsin (Sept. 4)
- Named to ACC Academic Honor Roll

**PREP**

- Competed at Under-18 National Team training camp in 2010 and 2011
- Was member of US Soccer Development Academy Western Conference Starting XI in 2010 and 2011 and 2010 Development Academy Select Team
- For the California Development Academy, he was the team captain and a member of the Cal North Olympic Development Program (ODP) team for three years
- While at Rio Americano High School, he was team captain and selected MVP
- Finished 2010 season with 24 goals and 16 assists en route to earning Capital Athletic League's Most Valuable Offensive Player award
- Led team to 2008, 2009 and 2010 Capital Athletic League championships
- Named team defensive MVP as junior
- Earned Jack Scott Athletic Award
- Scholar-athlete all four years
- Served as Rio Americano's football kicker in 2011; scored 41 points and recorded pair of tackles
- Played golf in 2008 and was JV Team MVP
- Member of National Honor Society

**PERSONAL**

- Parents are Kent and Michelle Silvester
- Has one sister, Paige

**SILVESTER'S CAREER STATS**

Year	GP-GS	Sh	SOG	G	A	Pts	GW
2011	8-7	1	0	0	0	0	0
2012	4-0	0	0	0	0	0	0
2013	1-0	0	0	0	0	0	0
<b>Totals</b>	<b>13-7</b>	<b>1</b>	<b>0</b>	<b>0</b>	<b>0</b>	<b>0</b>	<b>0</b>



**WESLEY**  
**SUGGS** **29**

**Defender**  
**Redshirt Freshman • 6-2 • 190**  
**Bowie, Md. • DeMatha Catholic HS**

**2013**

- Redshirt season

**PREP**

- Named 2012 High School All-American
- Ranked No. 117 in recruiting rankings by College Soccer News
- Named to 2012 Washington Post All-Met First Team and Gazette All-County Team
- Led team to 2011 high school national championship as well as 2010 and 2011 WCAC Championships
- Also played club soccer with AC Bethesda, which was champions of 2010 State Cup
- Was student government vice president

**SUGGS' CAREER STATS**

Year	GP-GS	Sh	SOG	G	A	Pts	GW
2013*	DNP						

\*redshirt season





**KYLER**  
**SULLIVAN** **13**

**Defender**  
**Senior • 5-8 • 156**  
**Stafford, Va. • North Stafford HS**

**2013**

- One of three Cavaliers to start all 24 matches
- Has played in last 41 games, with 40 straight starts, primarily at right back
- Tied with Ryan Zinkhan for most career games played on team with 55
- Also has played and started in team-high seven NCAA tournament matches (tied with Zinkhan for most total games)
- Saved ball on the line against Wake Forest in ACC quarters (11/12)
- Earned assist on Zinkhan goal in win over George Mason

**2012**

- Played in last 17 games, with 16 straight starts at right back to conclude season
- Missed first four games of the season with mononucleosis

**2011**

- Appeared in 14 games, starting 13
- Played full game in his final 12 starts
- Recorded first assist on Zinkhan goal vs. Navy (10/11)
- Started season opener against WVU (8/26)

**PREP**

- Named first-team all-state and all-met as senior
- Two-time first-team all-region selection (2009 and 2010)
- Four-time all-district and all-area honoree
- Four-year varsity starter at North Stafford
- Earned team's Unsung Hero Award for defense as freshman

**PERSONAL**


- Parents are Hugh and Audrey Sullivan
- Has one brother, Sheldon, a sophomore on the UVa soccer team

**SULLIVAN'S CAREER STATS**

Year	GP-GS	Sh	SOG	G	A	Pts	GW
2011	14-13	4	1	0	1	1	0
2012	17-16	1	1	0	0	0	0
2013	24-24	1	1	0	1	1	0
<b>Totals</b>	<b>31-29</b>	<b>6</b>	<b>0</b>	<b>0</b>	<b>2</b>	<b>2</b>	<b>0</b>

**Career Highs**

- Assists:** 1 (2x, last vs. George Mason, 9/17/13)  
**Points:** 1 (2x, last vs. George Mason, 9/17/13)  
**Shots:** 1 (6x, last vs. Maryland, 12/13/13)



**SHELDON**  
**SULLIVAN** **31**

**Defender**  
**Redshirt Freshman • 5-9 • 160**  
**Stafford, Va. • North Stafford HS**

**2013**

- Redshirt season

**PREP**

- Three-year starter at North Stafford High School
- Helped team to AAA state championship in 2011
- Two-time all-district honoree
- All-area honoree in 2012
- Was four-year starter on Virginia Youth Soccer Association State ODP team
- Starter on 2011 Virginia ODP national championship squad
- Four-year starter on Region 1 Olympic Development team
- Selected for adidas Super Group All-Star Team at Disney Showcase Inter-Regional Tournament in 2010

**PERSONAL**

- Parents are Hugh and Audrey Sullivan
- Has one brother, Kyler, a senior on UVa soccer team

**SULLIVAN'S CAREER STATS**

Year	GP-GS	Sh	SOG	G	A	Pts	GW
2013*	DNP						

\*redshirt season



# SCOTT THOMSEN

# 6

**Defender**  
**Junior • 5-10 • 160**  
**Brick, N.J. • Christian Brothers Academy**

## 2013

- Played in 17 matches, with 10 starts at left back
- Played in all four NCAA tournament games, starting last three vs. Marquette, UConn and Maryland
- Scored UVA's first goal in NCAA win over Marquette off free kick (12/1); also scored first career goal in UVA's season opener against Louisville off free kick (8/30)
- Assisted on Eric Bird's goal in second half of NCAA second round vs. St. John's with perfectly placed corner kick (11/24)
- Converted on PK in shootout during UVA's match in ACC semi-finals vs. Notre Dame (11/15)
- Provided assist on Eric Bird goal with corner kick against Providence (9/20)

## 2012

- Started all 21 games and played most minutes on team (1,991)
- Named to ACC All-Academic Soccer Team and ACC Academic Honor Roll
- Led team in assists with eight (tied for second in ACC)
- Five of his assists were on game-winning goals
- Notched most assists for a UVA player since Nico Colaluca racked up 10 in 2006
- Assisted on both of UVA's goals in NCAA tournament: on Matt Brown's header at New Mexico (11/18) and via corner kick on Will Bates' game winner against Lafayette (11/15)
- Assisted on Zach Carroll's first-half goal with long free kick at Wake Forest in ACC tournament (11/6)
- Had two assists, including on Carroll's game winner, in OT win over Virginia Tech (10/19)
- Notched third assist on Todd Wharton's score against Drexel (9/18)
- Also had assist vs. Mount St. Mary's (9/11)
- Had game-winning assist on Zach Carroll goal in win over California (8/31)

## PREP

- Named 2012 ESPNHS First-Team All-American
- Named First-Team All-State in 2012; third-team honoree in 2010
- First-Team All-Shore in 2010 and 2012
- Named All-Monmouth County in 2012
- Earned Central Jersey Player of the Year honors in 2012
- Named 2012 Jersey Player of the Year by Jersey Sports Newspaper
- Team captain in 2012
- Did not compete in 2011 because of injury
- Coached by Dan Keane at CBA
- Earned 2012 Scholar Athlete honors at CBA
- Earned 1st Honors every semester in high school
- Member of Spanish Honors Society

## PERSONAL

- Parents are David and Kathleen Thomsen
- Has one sister, Dana, and one brother, Brian

## THOMSEN'S CAREER STATS

Year	GP-GS	Sh	SOG	G	A	Pts	GW
2012	21-21	11	2	0	8	8	0
2013	17-10	13	10	2	2	6	0
<b>Total</b>	<b>38-31</b>	<b>24</b>	<b>12</b>	<b>2</b>	<b>10</b>	<b>14</b>	<b>0</b>

## Career Highs

- Goals:** 1 (2x, last vs. Marquette, 12/1/13)
- Assists:** 2 (Virginia Tech, 10/19/12)
- Points:** 2 (3x, last vs. Marquette, 12/1/13)
- Shots:** 6 (at Virginia Tech, 10/18/13)



# TODD WHARTON

# 7

**Midfielder**  
**Junior • 5-11 • 160**  
**Glen Allen, Va. • Deep Run HS**

## 2013

- Started all 24 matches at holding midfield and 41 straight dating to 2012
- One of three Cavaliers to start all 24 games
- Named to ACC All-Tournament Team
- Played full game in all but two matches and in final 14 contests; led team with 2,226 minutes played
- Tied for second on team with six goals and 15 points
- Was 4-for-5 in penalty kicks; scored on PK in NCAA College Cup against Maryland (12/13)
- Scored on PK for Virginia's third goal in NCAA win over Marquette (12/1)
- Converted PK for UVA's first goal against Notre Dame (11/15)
- Scored on PK in overtime to defeat Wake Forest in ACC quarterfinals (11/12)
- Assisted on golden goal off corner kick in win over UNC Greensboro (10/29)
- Recorded UVA's first goal in draw with Maryland (10/11)
- Scored second career goal and first of 2013 off free kick against Pitt (10/4)
- Assisted on Matt Brown's late game-tying goal against NC State (9/20)
- Picked up assist on Riggs Lennon's goal vs. Providence (9/24)

## 2012

- Named to 2012 All-ACC Freshman Team
- Earned spot on ACC All-Academic Soccer Team and ACC Academic Honor Roll
- Played in all 21 games, with starts at midfield in last 18 matches
- Scored UVA's third goal in PK shootout in ACC quarters at Wake Forest (11/6) and in ACC semifinals vs. North Carolina (11/9)
- Scored first career goal, the game winner, in win over Drexel (9/18)

## PREP

- 2011-12 ESPN Virginia Gatorade Player of the Year
- 2011 NSCAA Youth All-American
- 2011-12 Times Dispatch/Sportsbackers Scholar Athlete of the Year
- 2011 Colonial District Player of the Year
- Holds Deep Run's single-season record with 36 goals in 2012 and career record with 75 goals
- Also holds Deep Run's single-season and career records for assists - 25 assists in 2012 and 55 career helpers
- Two-time First-Team All-State, First-Team All-Central Region and First Team All-Metro (2011-12)
- Two-time team MVP
- Four-time Silver Boot Award winner (team leader in assists) and two-time Golden Boot Award winner (team leader in goals)
- Academic All-State Honoree
- Coached by Frank Ford at Deep Run
- Named Outstanding Wildcat Scholar in Foreign Language and Sciences in 2009 and 2011
- Earned Straight A Honors from 2008-2010; member of Spanish Honor Society, Beta Club and Key Club

## PERSONAL

- Parents are Greg and Cindy Wharton
- Has one brother, Bryan, who played soccer at Hampden-Sydney (2008-12)
- Father played football at William and Mary (1984-88)

## WHARTON'S CAREER STATS

Year	GP-GS	Sh	SOG	G	A	Pts	GW
2012	21-18	20	8	1	0	2	1
2013	24-24	18	10	6	3	15	1
<b>Total</b>	<b>45-42</b>	<b>38</b>	<b>18</b>	<b>7</b>	<b>3</b>	<b>17</b>	<b>2</b>

## Career Highs

**Goals:** 1 (7x, last vs. Maryland, 12/13/13)

**Points:** 2 (7x, last vs. Maryland, 12/13/13)

**Shots:** 4 (Virginia Tech, 10/19/12)



**RYAN**  
**ZINKHAN**

**21**

**Forward**

**Senior • 5-9 • 152**

**Fredericksburg, Va. • Riverbend HS**

## 2013

- Appeared in every game of 2013, with 18 starts
- Tied with Kyler Sullivan for most career games played on team with 55
- Tied with Sullivan for team lead with seven career NCAA tournament appearances
- Scored five goals, which tied for fourth on team
- Scored two goals in NCAA tournament play; recorded UVa's first goal in NCAA quarterfinal win over UConn (12/6)
- Headed in Cavaliers' first goal (the eventual game winner) in NCAA second-round win over St. John's (11/24)
- Tallied UVa's first goal on header against UNC Greensboro (10/29)
- Recorded game-winning goal against George Mason (9/17)
- Also scored against Pittsburgh (10/4)

## 2012

- Appeared in 10 matches with one start (UCLA)
- Missed 11 games over course of season because of injury
- Returned from injury to play in all four postseason matches
- Scored goal in win over California (8/31)
- Named to ACC Academic Honor Roll for second straight year

## 2011

- Named to ACC All-Freshman Team
- Played in all 21 games and started 17, including 13 of the last 14
- UVa's freshman leader in points (11); fourth on team in goals (4) and assists (3)
- Played forward, midfield and defender
- Scored game-winning goal, added assist in win over NC State (11/3)
- Scored goal in victory over Navy (10/11)
- Tallied UVa's first goal in win over Maryland (10/7)
- Started at forward at Clemson (9/30) and scored game-winning goal (first career score)
- Recorded assist on Ari Dimas' game-winning goal in win over Richmond (8/29)
- Named to All-ACC Academic Soccer Team and ACC Academic Honor Roll

## PREP

- 2010 Gatorade Player of the Year in Virginia
- Washington Post All-Metro Area Player of the Year and first team all-metro
- Earned first team all-district honors from 2007-10
- 2010 Free-Lance Star Player of the Year
- Member of the Free-Lance Star all-area team from 2008-11
- Member of U.S. Academy Select Team from 2009-10 and competed in Under-17 and Under-18 National Camps from 2009-10
- All-time leading scorer at Riverbend with 61 goals
- Also competed on Richmond Strikers U.S. Academy Select Team from 2009-11 and Fredericksburg Gunners PDL squad in 2007
- Earned his school's Academic Award for four straight years for maintaining a 3.5 GPA

## PERSONAL

- Parents are Richard and Rachel Zinkhan
- Has a sister, Ashley, and a brother, Noah

## ZINKHAN'S CAREER STATS

Year	GP-GS	Sh	SOG	G	A	Pts	GW
2011	21-17	22	11	4	3	11	2
2012	10-1	3	2	1	0	2	0
2013	24-18	22	11	5	0	10	2
<b>Totals</b>	<b>55-36</b>	<b>47</b>	<b>24</b>	<b>10</b>	<b>3</b>	<b>23</b>	<b>4</b>

## Career Highs

**Goals:** 1 (10x, last vs. Connecticut, 12/6/13)

**Assists:** 1 (3x, last vs. NC State, 11/3/11)

**Points:** 3 (2x, last vs. NC State, 11/3/11)

**Shots:** 4 (3x, last vs. UNC Greensboro, 10/29/13)



## 2013 SEASON IN REVIEW

- Virginia advanced to the NCAA College Cup for the 11th time in program history.
- Virginia played in its 33rd-consecutive NCAA tournament, dating to 1981 – the longest active streak in Division I soccer.
- UVa was the first school since North Carolina in 2009 to have both its men's and women's teams reach the College Cup.
- UVa started the year 1-3 but went 12-3-5 from that point on, including an 11-match unbeaten streak from Sept. 17 through Oct. 29.
- The Cavaliers finished the year tied for fourth nationally in goals with 45, the program's most since scoring 50 in 2004.
- UVa handed Notre Dame its lone loss of 2013, 2-0, on Oct. 26 in South Bend, Ind.; the Cavaliers also tied the Fighting Irish, 3-3, in the ACC tournament semifinals, with the Cavaliers advancing following a PK shootout.
- UVa played a rigorous schedule, with 12 of UVa's 19 foes reaching the NCAA tournament (UVa was 9-6-2 against those teams).
- UVa took runner-up honors at the ACC Championship; the sixth-seeded Cavaliers recorded a 1-0 overtime win at No. 3-seeded Wake Forest, and advanced on penalty kicks against top-ranked Notre Dame following a 3-3 draw. UVa lost to top-seeded Maryland, 1-0, in the title game on an 88th-minute own goal.

- The Cavaliers played with just 10 men for the final 89 minutes in the NCAA round of 16 against Marquette, but UVa still pulled out a 3-1 win.
- Eric Bird became Virginia's first All-American since 2009; he was named to the third team of the NSCAA and Soccer America All-America squads.
- Bird led the team in goals (7) and points (19) and was tied for the team lead in assists (5).
- After not starting a match in his career, Calle Brown took over in goal in the final regular-season match against Boston College. He started the final eight matches, including all seven tournament games.
- UVa started at least six underclassmen in 19 of the 24 matches. Kevin McBride was the lone senior to start a game.
- Head coach George Gelnovatch won his 250th career game on Sept. 24 against Providence.
- UVa reached double figures in wins for the 33rd straight year.
- Following the season, Jordan Allen signed a homegrown contract with Real Salt Lake of Major League Soccer.

# 2013 SEASON STATISTICS

13-6-5 OVERALL • 4-3-4 ACC • 10-2-2 HOME • 3-2-2 AWAY • 0-2-1 NEUTRAL

##	Name	GP-GS	G	A	Pts	Sh	Shot%	GW	PK-ATT	CAREER STATISTICS							
										GP-GS	G	A	Pts	Sh	Shot%	GW	PK-ATT
11	Eric Bird	24-23	7	5	19	51	.137	2	0-1	54-52	10	8	28	106	.094	3	0-1
9	Darius Madison	23-21	6	3	15	53	.113	2	0-0	40-36	8	3	19	86	.093	3	1-1
7	Todd Wharton	24-24	6	3	15	18	.333	1	4-5	45-42	7	3	17	38	.184	2	4-6
12	Riggs Lennon	21-6	5	2	12	29	.172	2	0-0	21-6	5	2	12	29	.172	2	0-0
8	Jordan Allen	24-24	3	5	11	60	.050	2	0-0	24-24	3	5	11	60	.050	2	0-0
21	Ryan Zinkhan	24-18	5	0	10	22	.227	2	0-0	55-36	10	3	23	47	.213	4	0-0
16	M. Salandy-Defour	21-19	3	4	10	23	.130	0	1-1	42-40	5	7	17	42	.119	0	1-1
17	Brian James	17-4	3	0	6	14	.214	2	0-0	35-18	4	2	10	24	.167	2	0-0
20	Patrick Foss	21-14	2	2	6	14	.143	0	0-0	21-14	2	2	6	14	.143	0	0-0
6	Scott Thomsen	17-10	2	2	6	13	.154	0	0-0	38-31	2	10	14	24	.083	0	0-0
5	Bryan Lima	15-0	1	1	3	9	.111	0	0-0	25-0	2	2	6	11	.182	0	0-0
3	Matt Brown	19-18	1	1	3	8	.125	0	0-0	40-34	2	1	5	15	.133	0	0-0
10	Nicko Corriveau	21-4	1	0	2	11	.091	0	0-0	21-4	1	0	2	11	.091	0	0-0
15	Kevin McBride	22-22	0	1	1	6	.000	0	0-0	33-29	0	1	1	6	.000	0	0-0
13	Kyler Sullivan	24-24	0	1	1	1	.000	0	0-0	55-53	0	2	2	6	.000	0	0-0
2	Zach Carroll	8-6	0	1	1	1	.000	0	0-0	24-22	4	3	11	11	.364	2	0-0
27	Jordan Poarch	9-3	0	0	0	3	.000	0	0-0	23-13	0	0	0	14	.000	0	0-0
30	Jeff Gal	16-16	0	0	0	0	.000	0	0-0	16-16	0	0	0	0	.000	0	0-0
24	Matt Mills	4-0	0	0	0	0	.000	0	0-0	7-0	0	0	0	1	.000	0	0-0
22	Kyle McCord	2-0	0	0	0	0	.000	0	0-0	19-0	1	1	3	6	.167	0	0-0
19	Chris Moke	1-0	0	0	0	0	.000	0	0-0	1-0	0	0	0	0	.000	0	0-0
18	Calle Brown	9-8	0	0	0	0	.000	0	0-0	9-8	0	0	0	0	.000	0	0-0
4	Grant Silvester	1-0	0	0	0	0	.000	0	0-0	13-7	0	0	0	1	.000	0	0-0
<b>Total</b>		<b>24</b>	<b>45</b>	<b>31</b>	<b>121</b>	<b>336</b>	<b>.134</b>	<b>13</b>	<b>5-7</b>								
<b>Opponents</b>		<b>24</b>	<b>25</b>	<b>23</b>	<b>73</b>	<b>203</b>	<b>.123</b>	<b>6</b>	<b>3-4</b>								

##	Name	GP-GS	Mins	GA	Avg	Saves	Pct	W	L	T	Sho	GP-GS	Mins	GA	Avg	Saves	Pct	W	L	T	Sho
18	Calle Brown	9-8	788:41	8	0.91	24	.750	5	2	1	3.1	9-8	788:41	8	0.91	24	.750	5	2	1	3.1
30	Jeff Gal	16-15	1504:07	17	1.02	35	.673	8	4	4	6.1										
<b>Total</b>		<b>24</b>	<b>2292:48</b>	<b>25</b>	<b>0.98</b>	<b>60</b>	<b>.706</b>	<b>13</b>	<b>6</b>	<b>5</b>	<b>10</b>										
<b>Opponents</b>		<b>24</b>	<b>2292:48</b>	<b>45</b>	<b>1.77</b>	<b>95</b>	<b>.679</b>	<b>6</b>	<b>13</b>	<b>5</b>	<b>4</b>										

## TEAM STATISTICS

	VA	OPP
<b>SHOT STATISTICS</b>		
Goals-Shot attempts	45-336	25-203
Goals scored per game	1.88	1.04
Shot pct.	.134	.123
Shots on goal-Attempts	140-336	85-203
SOG pct.	.417	.419
Shots/Game	14.0	8.5
Assists	31	23
CORNER KICKS	150	84
PENALTY KICKS	5-7	3-4
PENALTIES		
Yellow cards	34	37
Red cards	2	2

ATTENDANCE	Dates	Total	Avg
Total	24	45968	1915
Home	14	22709	1622
Away	7	10971	1567
Neutral	3	12288	4096

## GOALS BY PERIOD

	1st	2nd	OT	OT2	Total
Virginia	20	21	3	1	45
Opponents	15	10	0	0	25

## SHOTS BY PERIOD

	1st	2nd	OT	OT2	Total
Virginia	117	175	28	16	336
Opponents	91	105	4	3	203

## SAVES BY PERIOD

	1st	2nd	OT	OT2	Total
Virginia	24	31	2	3	60
Opponents	30	48	11	6	95

## CORNER KICKS BY PERIOD

	1st	2nd	OT	OT2	Total
Virginia	54	75	15	6	150
Opponents	34	47	0	3	84

## FOULS BY PERIOD

	1st	2nd	OT	OT2	Total
Virginia	136	146	13	8	303
Opponents	199	186	10	3	398

# 2013 SEASON RESULTS

Date	Opponent	Score	Overall	Conf.	Att.	Keeper of Record	Goals (Assists) - GWG in CAPS
Aug 30, 2013	#10 LOUISVILLE	L, 1-2	0-1-0	0-0-0	4016	Gal	Scott Thomsen (unassisted)
Sep 02, 2013	#19 ST. JOHN'S	W, 2-0	1-1-0	0-0-0	1306	Gal	Brian James (Jordan Allen) Jordan Allen (unassisted)
* Sep 06, 2013	at Clemson	L, 0-2	1-2-0	0-1-0	3125	Gal	-
* Sep 13, 2013	at #15 Wake Forest	L, 2-3	1-3-0	0-2-0	2249	Gal	Eric Bird (Jordan Allen) Bryan Lima (Eric Bird)
Sep 17, 2013	GEORGE MASON	W, 3-0	2-3-0	0-2-0	1148	Gal	Ryan Zinkhan (Darius Madison; Kyler Sullivan) Brian James (Bryan Lima) Darius Madison (Eric Bird)
* Sep 20, 2013	NC STATE	T, 3-3 (2OT)	2-3-1	0-2-1	2198	Gal	Darius Madison (Jordan Allen) M. Salandy-Defour (penalty kick) Matt Brown (Todd Wharton)
Sep 24, 2013	PROVIDENCE	W, 4-0	3-3-1	0-2-1	1054	Gal	Eric Bird (Scott Thomsen) Eric Bird (M. Salandy-Defour) Patrick Foss (unassisted) Riggs Lennon (Todd Wharton)
* Sep 28, 2013	at Syracuse	W, 2-0	4-3-1	1-2-1	1803	Gal	Jordan Allen (M. Salandy-Defour) Riggs Lennon (unassisted)
Oct 01, 2013	#23 VCU	W, 2-1 (2OT)	5-3-1	1-2-1	1280	Gal	Darius Madison (Eric Bird) Eric Bird (Matt Brown;Riggs Lennon)
* Oct 04, 2013	PITTSBURGH	W, 5-0	6-3-1	2-2-1	1906	Gal	Riggs Lennon (M. Salandy-Defour) Eric Bird (unassisted) Todd Wharton (unassisted) Riggs Lennon (Darius Madison) Ryan Zinkhan (unassisted)
* Oct 08, 2013	at Duke	T, 0-0 (2OT)	6-3-2	2-2-2	202	Gal	-
* Oct 11, 2013	#5 MARYLAND	T, 3-3 (2OT)	6-3-3	2-2-3	1708	Gal	Todd Wharton (unassisted) M. Salandy-Defour (Jordan Allen) Patrick Foss (unassisted)
* Oct 18, 2013	at Virginia Tech	T, 1-1 (2OT)	6-3-4	2-2-4	2012	Gal	Eric Bird (unassisted)
* Oct 26, 2013	at #2 Notre Dame	W, 2-0	7-3-4	3-2-4	1067	Gal	Darius Madison (unassisted) Darius Madison (unassisted)
Oct 29, 2013	UNC GREENSBORO	W, 2-1 (OT)	8-3-4	3-2-4	995	Gal	Ryan Zinkhan (Jordan Allen) Riggs Lennon (Todd Wharton)
* Nov 01, 2013	#23 NORTH CAROLINA	L, 0-1	8-4-4	3-3-4	2910	Gal	-
* Nov 08, 2013	BOSTON COLLEGE	W, 1-0 (OT)	9-4-4	4-3-4	1514	C. Brown	Brian James (Patrick Foss;Kevin McBride)
<sup>1</sup> Nov 12, 2013	at #9 Wake Forest	W, 1-0 (OT)	10-4-4	4-3-4	513	C. Brown	Todd Wharton (penalty kick)
<sup>2</sup> Nov 15, 2013	vs #1 Notre Dame	T, 3-3 (2OT)	10-4-5	4-3-4	3352	C. Brown	Todd Wharton (penalty kick) M. Salandy-Defour (Riggs Lennon) Nicko Corriveau (M. Salandy-Defour)
<sup>3</sup> Nov 17, 2013	vs #4 Maryland	L, 0-1	10-5-5	4-3-4	4763	C. Brown	-
<sup>4</sup> Nov 24, 2013	ST. JOHN'S	W, 2-0	11-5-5	4-3-4	627	C. Brown	Ryan Zinkhan (Eric Bird;Patrick Foss) Eric Bird (Scott Thomsen)
<sup>4</sup> Dec 01, 2013	#9 MARQUETTE	W, 3-1	12-5-5	4-3-4	1126	C. Brown	Scott Thomsen (unassisted) Darius Madison (Eric Bird) Todd Wharton (penalty kick)
<sup>4</sup> Dec 06, 2013	#6 UCONN	W, 2-1	13-5-5	4-3-4	921	C. Brown	Ryan Zinkhan (Darius Madison) Jordan Allen (Zach Carroll)
<sup>5</sup> Dec 13, 2013	vs #4 Maryland	L, 1-2	13-6-5	4-3-4	4172	C. Brown	Todd Wharton (penalty kick)

<sup>1</sup> ACC Tournament, Winston-Salem, N.C. | <sup>2</sup> ACC Tournament Semifinals, Germantown, Md. (UVa advanced 5-3 on penalty kicks)

<sup>3</sup> ACC Championship, Germantown, Md. | <sup>4</sup> NCAA Tournament | <sup>5</sup> NCAA College Cup, Chester, Pa.

# 2013 ACC REVIEW

## 2013 ACC FINAL STANDINGS

School	ACC GAMES						OVERALL					
	W	L	T	Pct.	GF	GA	W	L	T	Pct.	GF	GA
Notre Dame	7	1	3	.773	19	9	17	1	6	.833	47	18
Maryland	7	1	3	.773	24	15	17	4	5	.750	53	31
Wake Forest	6	1	4	.727	25	15	10	6	5	.595	35	26
North Carolina	4	2	5	.591	10	8	9	6	5	.575	19	13
Clemson	5	4	2	.545	13	11	11	7	3	.595	29	20
<b>VIRGINIA</b>	4	3	4	.545	19	13	13	6	5	.646	45	25
Duke	3	3	5	.500	12	12	8	5	6	.579	25	19
Boston College	4	6	1	.409	15	17	7	9	2	.444	28	29
NC State	3	5	3	.409	14	20	8	5	4	.588	27	23
Syracuse	3	7	1	.318	12	17	10	7	1	.583	30	19
Virginia Tech	1	5	5	.318	8	15	4	8	5	.382	18	23
Pitt	0	9	2	.091	1	20	1	11	4	.188	13	26

## 2013 ACC HONORS

### All-ACC First Team

Thomas McNamara, Gr., M, Clemson  
 Sebastien Ibeagha, Sr., D/M, Duke  
 Patrick Mullins, Sr., F, Maryland  
 Dan Metzger, Jr., M, Maryland  
 Boyd Okwuonu, Jr., D, North Carolina  
 Harrison Shipp, Sr., F, Notre Dame  
 Nick Besler, Jr., M, Notre Dame  
 Kyle Renfro, Sr., GK, Virginia Tech  
 Sean Okoli, Jr., F, Wake Forest  
 Luca Gimenez, Sr., M/F, Wake Forest  
 Jared Watts, Sr., M, Wake Forest

### All-ACC Second Team

Zeiko Lewis, Fr., M/F, Boston College  
 Sean Davis, Jr., M, Duke  
 Schillo Tshuma, So., M/F, Maryland  
 Nazmi Albadawi, Sr., M, NC State  
 Jonathan Campbell, So., D, North Carolina  
 Brendan Moore, Jr., GK, North Carolina  
 Patrick Hodan, So., M, Notre Dame  
 Emil Ekblom, Fr., F, Syracuse  
**Eric Bird, Jr., M, Virginia**  
**Darius Madison, So., F, Virginia**  
 Jalen Robinson, So., D, Wake Forest

### All-ACC Freshman Team

Zeiko Lewis, Fr., M/F, Boston College  
 Brody Huitema, Fr., F, Duke  
 Zack Steffen, Fr., GK, Maryland  
 Michael Sauers, Fr., M, Maryland  
 Travis Wannemuehler, Fr., F, NC State  
 Omar Holness, Fr., M, North Carolina  
 Emil Ekblom, Fr., F, Syracuse  
 Alex Halis, Fr., M, Syracuse  
**Jordan Allen, Fr., M, Virginia**  
 Ian Harkes, Fr., M, Wake Forest  
 Jacori Hayes, Fr., M, Wake Forest

### ACC Offensive Player of the Year

Harrison Shipp, Sr., F, Notre Dame

### ACC Defensive Player of the Year

Boyd Okwuonu, Jr., D, North Carolina

### ACC Freshman of the Year

Zeiko Lewis, Fr., M/F, Boston College

### ACC Coach of the Year

Bobby Clark, Notre Dame

## 2013 ACC LEADERS

### Goals Scored

	GP	Goals	GPG
1. Patrick Mullins-MD	26	19	0.73
2. Harrison Shipp-ND	24	12	0.50
3. Patrick Hodan-ND	22	11	0.50
4. Emil Ekblom-SU	18	10	0.56
5. Sean Okoli-WF	20	9	0.45
6. Nick Surkamp-ST	16	8	0.50
Luca Gimenez	21	8	0.38
8. Thomas McNamara-CU	20	7	0.35
<b>Eric Bird-VA</b>	24	7	0.29
10. Robert Alberti-VT	16	6	0.38

### Assists

	GP	Assists	APG
1. Zeiko Lewis-BC	18	11	0.61
2. Harrison Shipp-ND	24	10	0.42
3. Alex Martinez-ST	17	8	0.47
Thomas McNamara-CU	20	8	0.40
Patrick Mullins-MD	26	8	0.31
6. Ian Harkes-WF	21	7	0.33
7. Jordan Murrell-SU	17	6	0.35
Sunny Jane-MD	26	6	0.23
Tsubasa Endoh-MD	26	6	0.23
10. Gbenga Makinde-ST	16	5	0.31
8 others tied with 5 assists			

### Shots

	GP	Shots	SPG
1. Patrick Mullins-MD	26	109	4.19
2. Harrison Shipp-ND	24	95	3.96
3. Luca Gimenez-WF	21	73	3.48
4. Sean Okoli-WF	20	71	3.55
5. Patrick Hodan-ND	22	65	2.95
<b>6. Jordan Allen-VA</b>	24	60	2.50
7. Vince Ciccirelli-ND	24	57	2.38
<b>8. Darius Madison-VA</b>	23	53	2.30
9. Brody Huitema-DU	19	52	2.74
<b>10. Eric Bird-VA</b>	24	51	2.12

### Points

	GP	Goal	Ast	Pts	PPG
1. Patrick Mullins-MD	26	19	8	46	1.77
2. Harrison Shipp-ND	24	12	10	34	1.42
3. Patrick Hodan-ND	22	11	5	27	1.23
4. Emil Ekblom-SU	18	10	3	23	1.28
5. Thomas McNamara-CU	20	7	8	22	1.10
6. Sean Okoli-WF	20	9	3	21	1.05
Luca Gimenez-WF	21	8	5	21	1.00
<b>8. Eric Bird-VA</b>	24	7	5	19	0.79
9. Nick Surkamp-ST	16	8	2	18	1.12
10. Zeiko Lewis-BC	18	3	11	17	0.94

### Game-Winning Goals

	GP	GWG	Avg
1. Patrick Mullins-MD	26	6	0.23
2. Harrison Shipp-ND	24	5	0.21
3. Alex Halis-SU	18	4	0.22
Thomas McNamara-CU	20	4	0.20
Tyler Engel	20	4	0.20
Sean Okoli-WF	20	4	0.20
Patrick Hodan-ND	22	4	0.18

### Shutouts

	GP	ShO	AVG/G
1. Brendan Moore-NC	20	10	0.50
Patrick Wall-ND	24	10	0.42
3. Alex Bono-SU	18	8	0.44
Zack Steffen	26	8	0.31
5. Alex Long-DU	19	7	0.37
<b>6. Jeff Gal-VA</b>	16	6	0.38
7. Fabian Otte-ST	16	5	0.31
Kyle Renfro-VT	17	5	0.29
9. Andrew Tarbell-CU	15	4	0.27
Chris Glodack-CU	6	4	0.67

### Saves

	GP	Saves	SPG
1. Kyle Renfro-VT	17	88	5.18
2. Dan Lynd-UP	14	87	6.21
3. Alex Long-DU	19	77	4.05
4. Zack Steffen-MD	26	76	2.92
5. Patrick Wall-ND	24	74	3.08
6. Fabian Otte-ST	16	57	3.56
7. Alex Bono-SU	18	55	3.06
8. Brendan Moore-NC	20	54	2.70
9. Alex Kapp-BC	11	42	3.82
10. Alec Ferrell-WF	10	38	3.80

### Goals Against Avg.

	GP	GA	Mins	GAA
1. Brendan Moore-NC	20	13	1930:11	0.61
2. Patrick Wall-ND	24	18	2281:55	0.71
<b>3. Calle Brown-VA</b>	9	8	788:41	0.91
4. Alex Long-DU	19	19	1832:00	0.93
5. Andrew Tarbell-CU	15	16	1423:20	1.01
<b>6. Jeff Gal-VA</b>	16	17	1504:07	1.02
7. Alex Bono-SU	18	19	1661:46	1.03
8. Keady Segel-BC	7	8	679:26	1.06
9. Alec Ferrell-WF	10	12	960:00	1.12
10. Zack Steffen-MD	26	31	2457:11	1.14

# ALL-TIME RECORDS

## TEAM

<b>Game</b>	
Goals .....	11 vs. Old Dominion, 10/1/71 11 vs. Richmond, 10/20/81
Assists.....	11 vs. Virginia Tech, 9/14/94
Points.....	30 vs. VCU, 9/13/89
Goals Allowed.....	12 vs. Maryland, 10/8/41
Margin of Victory.....	11-0 vs. Old Dominion, 10/1/71 11-0 vs. Richmond, 10/20/81
Margin of Defeat.....	12-0 vs. Maryland, 10/8/41
Largest Crowd (Scott).....	7,311 vs. Duke, 10/8/88
Largest Crowd (Klöckner).....	7,906 vs. Virginia Tech, 9/28/07

<b>Season</b>	
Games Played.....	26 (1994, 1997)
Wins .....	22 (1993, 1994)
Losses .....	10 (1966, 2003)
Ties .....	6 (1990)
Winning Percentage.....	.909 (1991)
ACC Record .....	6-0 (1984, 1986, 2001)
Unbeaten Streak.....	33 (1994-95)
Winning Streak.....	17 (1992-93)
Regular-Season ACC Unbeaten Streak.....	25 (1985-89)
Regular-Season ACC Winning Streak.....	11 (1985-87)
Goals .....	86 (1994)
Goals Per Game .....	4.00 (1961)
Assists.....	91 (1996)
Points.....	258 (1994)
Saves .....	123 (1980)
Shutouts .....	17 (1988, 2009)
Consecutive Shutouts.....	11 (2009)
Fewest Goals Allowed.....	8 (2009)
Lowest GAA.....	0.30 (2009)

## VIRGINIA'S RETIRED NUMBER

### No. 14 - JEFF GAFFNEY


The University of Virginia retired former All-America soccer player Jeff Gaffney's number—14—in April of 1987. The 1984 and 1985 All-America selection is the only Virginia soccer player to have his number retired.

A graduate of Walt Whitman High School in Bethesda, Md., Gaffney finished his collegiate career as UVa's all-time leader in goals and scoring, totaling 69 goals and 17 assists for 155 points. His career scoring record has since been broken by Mike Fisher, who had 167 points from 1993-96. In his final season in 1985, Gaffney had 18 goals and three assists. He earned second-team All-America honors and led the Cavaliers to a 15-4-1 record and their fifth consecutive NCAA playoff appearance.

In 1984, Gaffney had 16 goals and seven assists. He was named the Atlantic Coast Conference Player of the Year and a first-team All-American. During his four years at Virginia, the Cavaliers compiled a 66-14-4 record (.810), won two ACC titles and earned four NCAA playoff berths. He finished his career third on the ACC career goals list and fifth on the ACC points list.

After notching 14 goals and five assists as a first-year player in 1982, Gaffney set Virginia records with 21 goals and 44 points during the 1983 season as the Cavaliers advanced to the NCAA semifinals. Following his outstanding soccer career, Gaffney participated on the 1986 UVa football team as a place-kicker. He later tried out as a place-kicker with several teams in the National Football League.

Gaffney received his bachelor's degree in economics from UVa in the spring of 1987. He is currently a sales manager and the principle broker for the Forest Lakes residential community in Charlottesville.



## INDIVIDUAL

<b>Game</b>	
Goals .....	5, Bill Hodill vs. Davidson, 10/17/42
Assists.....	4, Damian Silvera vs. UNC, 9/27/92 4, Richie Williams vs. VCU, 9/13/89 4, Kris Kelderman vs. Charleston, 9/10/89 4, Chick Cudlip vs. Wash. & Lee, 11/13/62
Points.....	10, Bill Hodill vs. Davidson, 10/17/42

<b>Season</b>	
Games Played.....	26, 11 times (five players in 1997, six players in 1994)
Games Started.....	26, six times (two players in 1997, four players in 1994)
Goals .....	25, Alecko Eskandarian (2002)
Assists.....	21, Hunter Freeman (2004)
Points.....	57, Mike Fisher (1995)
Consecutive Games Scoring a Goal.....	8, A.J. Wood (1992)
Goals by a Freshman.....	16, Alecko Eskandarian (2000) 16, George Gelnovatch (1983)
Assists by a Freshman .....	12, Brian West (1996)
Points by a Freshman .....	38, Alecko Eskandarian (2000)

<b>Career</b>	
Games Played.....	98, Damian Silvera (1992-95)
Games Started.....	97, Damian Silvera (1992-95)
Consecutive Games Played .....	95, Erik Imler (1989-92)
Goals .....	69, Jeff Gaffney (1982-85)
Assists.....	55, Mike Fisher (1993-96)
Points.....	167, Mike Fisher (1993-96)

## GOALKEEPER

<b>Game</b>	
Saves .....	14, Mark Aronson vs. Baltimore, 10/29/80

<b>Season</b>	
Games Played.....	25, Diego Restrepo (2009)
Games Started.....	24, Ryan Burke (2004) 24, Brock Yetso (1997) 24, Diego Restrepo (2009)
Minutes Played.....	2348, Diego Restrepo (2009)
Saves .....	88, Jeff Causey (1990)
Shutouts .....	16, Diego Restrepo (2009)
Shutouts in ACC play.....	6, Bob Willen (1987) 6, Tony Meola (1988) 6, David Comfort (2001)
Consecutive Scoreless Minutes.....	1176:51, Diego Restrepo (2009)
Lowest GAA .....	0.31, Tony Meola (1988) 0.31, Diego Restrepo (2009)

<b>Career (Minimum 2 Seasons)</b>	
Saves .....	256, Ryan Burke (2003-06)
Shutouts.....	28, Ryan Burke (2003-06)
Lowest GAA .....	0.34, Tony Meola (1988-89)
Save Percentage.....	.899, Tony Meola (1988-89)
Minutes Played.....	7,356, Ryan Burke (2003-06)
Games Played.....	80, Ryan Burke (2003-06)



# SINGLE-SEASON RECORDS

## Points

1. Mike Fisher (1995).....	57
2. Alecko Eskandarian (2002).....	54
Ben Olsen (1997).....	54
A.J. Wood (1994).....	54
5. Jeff Gaffney (1983).....	44
6. Chris Albright (1998).....	43
7. Mike Fisher (1994).....	43
Nate Friends (1994).....	43
Ben Crawley (1992).....	43
10. Mike Fisher (1996).....	42

## Goals

1. Alecko Eskandarian (2002).....	25
2. A.J. Wood (1994).....	23
3. Mike Fisher (1995).....	21
Jeff Gaffney (1983).....	21
5. Chris Albright (1998).....	20
6. Ben Olsen (1997).....	19
7. Jeff Gaffney (1985).....	18
Brian Vernon (1984).....	18
9. Ben Crawley (1992).....	17
Rocky Prockiw (1958).....	17

## Assists

1. Hunter Freeman (2004).....	21
2. Mike Fisher (1996).....	20
3. Ben Olsen (1996).....	17
Brad Agoos (1992).....	17
5. Ben Olsen (1997).....	16
6. Mike Fisher (1995).....	15
Damian Silvera (1995).....	15
8. Mike Fisher (1994).....	13
9. Brian West (1997).....	12
Brian West (1996).....	12
Damian Silvera (1993).....	12

## Shots

1. A.J. Wood (1994).....	120
2. Chris Albright (1998).....	105
3. George Gelnovatch (1986).....	103
4. Alecko Eskandarian (2000).....	102
5. Alecko Eskandarian (2002).....	101
6. Jeff Gaffney (1983).....	100
7. Ben Olsen (1997).....	99
8. Claudio Reyna (1993).....	93
Jeff Gaffney (1982).....	93
10. John Harkes (1987).....	90
Jeff Gaffney (1985).....	90

## Game-Winning Goals

1. Ben Crawley (1992).....	9
Jeff Gaffney (1984).....	9
3. Ben Olsen (1997).....	7
Nate Friends (1993).....	7
Jeff Gaffney (1983).....	7
6. Yannick Reyring (2006).....	6
Alecko Eskandarian (2002).....	6
Matt Leonard (1996).....	6
Billy Walsh (1995).....	6
Mike Fisher (1994).....	6
Ben Crawley (1991).....	6
John Harkes (1987).....	6
Jeff Gaffney (1985).....	6

## Game-Winning Assists

1. Mike Fisher (1996).....	9
2. Hunter Freeman (2004).....	7
3. Yannick Reyring (2006).....	6
Ben Olsen (1997).....	6
Andriy Shapowal (1997).....	6
Ben Olsen (1996).....	6
7. <b>Scott Thomsen (2012)</b> .....	5
Brian West (1997).....	5
Damian Silvera (1995).....	5
Damian Silvera (1994).....	5
Damian Silvera (1993).....	5
Ben Crawley (1991).....	5

## Minutes Played

1. Erik Imler (1989).....	2,413
2. Michael Green (1997).....	2,337
3. Curt Onalfo (1989).....	2,320
4. Erik Imler (1990).....	2,304
5. Jeff Agoos (1989).....	2,287
6. Matt Chulis (1997).....	2,267
7. A.J. Wood (1994).....	2,252
8. Brandon Pollard (1995).....	2,250
9. Damien Silvera (1994).....	2,244
Matt Chulis (1998).....	2,244

## Games Played

1. Chris Albright (1997).....	26
Michael Green (1997).....	26
Matt Leonard (1997).....	26
Andriy Shapowal (1997).....	26
Ryan Trout (1997).....	26
Sean Feary (1994).....	26
Tain Nix (1994).....	26
Damien Silvera (1994).....	26
Billy Walsh (1994).....	26
A.J. Wood (1994).....	26

## Solo Shutouts

1. Diego Restrepo (2009).....	16
2. Tony Meola (1988).....	11
Bob Willen (1987).....	11
4. Ryan Burke (2005).....	10
Jeff Causey (1990).....	10
6. David Comfort (2001).....	9
7. Ryan Burke (2006).....	8
Brock Yetso (1998).....	8
9. Spencer LaCivita (2011).....	7
Mark Peters (1994).....	7
Bob Willen (1986).....	7
Keith Lenert (1984).....	7
Bill Wallace (1979).....	7

## Goals Against Average

(minimum 700 minutes)

1. Diego Restrepo (2009).....	0.31
Tony Meola (1988).....	0.31
3. Tony Meola (1989).....	0.37
4. Bob Willen (1987).....	0.45
5. Bob Willen (1986).....	0.48
6. Tom Henske (1992).....	0.54
7. Mark Wayland (1989).....	0.60
Keith Lenert (1984).....	0.60
9. David Comfort (2001).....	0.64
10. Jeff Causey (1990).....	0.65

## Save Percentage

(minimum 700 minutes)

1. Tony Meola (1988).....	.909
2. Bob Willen (1987).....	.893
3. Diego Restrepo (2009).....	.889
4. Bill Wallace (1979).....	.875
5. Tony Meola (1989).....	.864
6. Steve Baer (1982).....	.859
7. Jeff Causey (1990).....	.846
8. Keith Lenert (1984).....	.836
9. Bill Wallace (1980).....	.831
10. Bob Willen (1986).....	.829

## Saves

1. Jeff Causey (1990).....	88
2. Brock Yetso (1997).....	79
3. <b>Spencer LaCivita (2011)</b> .....	78
4. Bill Wallace (1981).....	74
5. Ryan Burke (2006).....	73
6. Jeff Causey (1993).....	71
7. Bill Wallace (1979).....	70
8. Bob Willen (1987).....	67
Steve Baer (1982).....	67
10. <b>Spencer LaCivita (2012)</b> .....	66

## Minutes Played — Goal

1. Diego Restrepo (2009).....	2,348
2. Brock Yetso (1997).....	2,269
3. Jeff Causey (1990).....	2,219
4. Ryan Burke (2004).....	2,192
5. Jeff Causey (1993).....	1,948
6. <b>Spencer LaCivita (2011)</b> .....	1,944
7. <b>Spencer LaCivita (2012)</b> .....	1,885
8. Ryan Burke (2005).....	1,883
9. Ryan Burke (2006).....	1,839
10. David Comfort (2002).....	1,815

## Games Played — Goal

1. Diego Restrepo (2009).....	25
2. Ryan Burke (2004).....	24
Brock Yetso (1997).....	24
4. Jeff Causey (1990).....	23
5. Jeff Causey (1993).....	22
6. <b>Spencer LaCivita (2011)</b> .....	21
David Comfort (2002).....	21
8. <b>Spencer LaCivita (2012)</b> .....	20
Ryan Burke (2006).....	20
Mark Peters (1994).....	20

# CAREER RECORDS



Jeff Gaffney

## Points

1. Mike Fisher (1993-96) .....	167
2. Jeff Gaffney (1982-85) .....	155
3. A.J. Wood (1991-94) .....	128
4. Ben Crawley (1989-92) .....	127
5. George Gelnovatch (1983-86) .....	118
6. Alecko Eskandarian (2000-02) .....	113
7. Ben Olsen (1995-97) .....	109
8. Brian Vernon (1981-84) .....	105
9. Will Bates (2009-12) .....	102
10. Matt Leonard (1994-97) .....	101

## Goals

1. Jeff Gaffney (1982-85) .....	69
2. Mike Fisher (1993-96) .....	56
A.J. Wood (1991-94) .....	56
4. Alecko Eskandarian (2000-02) .....	50
5. George Gelnovatch (1983-86) .....	49
6. Ben Crawley (1989-92) .....	47
7. Will Bates (2009-12) .....	46
8. Matt Leonard (1994-97) .....	42
9. Brian Vernon (1981-84) .....	41
10. Yannick Reyring (2005-07) .....	39

## Assists

1. Mike Fisher (1993-96) .....	55
2. Damian Silvera (1992-95) .....	44
3. Ben Olsen (1995-97) .....	41
4. Ryan Trout (1997-00) .....	36
5. Brad Agoos (1989-92) .....	33
Ben Crawley (1989-92) .....	33
7. Hunter Freeman (2002-04) .....	25
8. Brian West (1996-97) .....	24
9. Brian Vernon (1981-84) .....	23
10. Billy Walsh (1994-96) .....	22
Claudio Reyna (1991-93) .....	22
Kris Kelderman (1987-90) .....	22
Todd Hitt (1983-86) .....	22
Voga Wallace (1980-83) .....	22

## Shots

1. Jeff Gaffney (1982-85) .....	357
2. George Gelnovatch (1983-86) .....	307
3. Alecko Eskandarian (2000-02) .....	272
4. A.J. Wood (1991-94) .....	266
5. Mike Fisher (1993-96) .....	247
6. Brian Vernon (1981-84) .....	232
7. Will Bates (2009-12) .....	230
8. Adam Cristman (2003-06) .....	227
9. Ben Crawley (1989-92) .....	223
10. John Harkes (1985-87) .....	221

## Game-Winning Goals

1. Jeff Gaffney (1982-85) .....	27
2. Ben Crawley (1989-92) .....	21
3. Will Bates (2009-12) .....	15
Yannick Reyring (2005-07) .....	15
Alecko Eskandarian (2000-02) .....	15
Ryan Gibbs (1999-02) .....	15
7. Adam Cristman (2003-06) .....	14
Mike Fisher (1993-96) .....	14
Nate Friends (1991-94) .....	14
10. Ben Olsen (1995-97) .....	12
Matt Leonard (1994-97) .....	12
Billy Walsh (1994-96) .....	12
A.J. Wood (1991-94) .....	12
George Gelnovatch (1983-86) .....	12

## Game-Winning Assists

1. Damian Silvera (1992-95) .....	18
2. Mike Fisher (1993-96) .....	16
3. Ben Olsen (1995-97) .....	13
Ben Crawley (1989-92) .....	13
5. Brad Agoos (1989-92) .....	10
6. Ryan Trout (1997-00) .....	8
7. Hunter Freeman (2002-04) .....	7
Sheldon Barnes (1998-01) .....	7
Jason Moore (1997-98) .....	7
Brian West (1996-97) .....	7
Clint Peay (1991-94) .....	7
Andriy Shapowal (1994-97) .....	7
Neil Barlow (2006-09) .....	7

## Games Played

1. Damian Silvera (1992-95) .....	98
2. Sean Feary (1993-96) .....	96
3. Erik Imler (1989-92) .....	95
4. Mike Fisher (1993-96) .....	94
5. Matt Chulis (1995-98) .....	93
6. Lyle Yorks (1988-91) .....	91
7. Marshall Leonard (1998-01) .....	89
8. Jonathan Cole (1999-02) .....	88
Steve Totten (1998-01) .....	88
Brian Bates (1990-93) .....	88
Brad Agoos (1989-92) .....	88
Kris Kelderman (1987-90) .....	88
Curt Onalfo (1987-90) .....	88
Jeff Agoos (1986-90) .....	88
Jonathan Villanueva (2006-09) .....	88

## Minutes Played

1. Erik Imler (1989-92) .....	9,095
2. Matt Chulis (1995-98) .....	8,537
3. Mike Fisher (1993-96) .....	8,436
4. Jeff Agoos (1986-90) .....	8,278
5. Marshall Leonard (1998-01) .....	8,226
6. Damian Silvera (1992-95) .....	8,171
7. Curt Onalfo (1987-90) .....	7,698
8. Jonathan Cole (1999-02) .....	7,485
9. Brandon Pollard (1992-95) .....	7,466
10. Brian Bates (1990-93) .....	7,444

## Goals Against Average

(minimum 2,800 minutes)	
1. Tony Meola (1988-89) .....	0.34
2. Bob Willen (1984-87) .....	0.40
3. Keith Lenert (1982-85) .....	0.72
4. Steve Baer (1981-84) .....	0.72
5. Jeff Causey (1990-93) .....	0.78
6. Brock Yetso (1995-98) .....	0.86
7. David Comfort (1999-02) .....	0.98

8. Ryan Burke (2003-06) .....	1.06
9. Bill Wallace (1979-81) .....	1.10
10. Yuri Sagatov (1994-97) .....	1.14

## Save Percentage

(minimum 2,800 minutes)

1. Tony Meola (1988-89) .....	.889
2. Bob Willen (1984-87) .....	.872
3. Steve Baer (1981-84) .....	.842
4. Bill Wallace (1978-81) .....	.831
5. Keith Lenert (1982-85) .....	.812
6. Jeff Causey (1990-93) .....	.803
7. Brock Yetso (1995-98) .....	.778
8. David Comfort (1999-02) .....	.766
9. Spencer LaCivita (2011-present) .....	.746
Ryan Burke (2003-06) .....	.746

## Saves

1. Ryan Burke (2003-06) .....	256
2. Jeff Causey (1990-93) .....	249
3. Bill Wallace (1978-81) .....	222
4. David Comfort (1999-02) .....	193
5. Brock Yetso (1995-98) .....	151
6. Spencer LaCivita (2011-present) .....	144
7. Steve Baer (1981-84) .....	139
8. Yuri Sagatov (1994-97) .....	128
9. Bob Willen (1984-87) .....	123
10. Keith Lenert (1982-85) .....	112

## Solo Shutouts

1. Ryan Burke (2003-06) .....	28
2. Jeff Causey (1990-93) .....	27
3. Bob Willen (1984-87) .....	23
4. David Comfort (1999-02) .....	19
5. Tony Meola (1988-89) .....	17
6. Diego Restrepo (2009) .....	16
7. Brock Yetso (1995-98) .....	15
8. Spencer LaCivita (2011-present) .....	13
9. Keith Lenert (1982-85) .....	11
Michael Giallombardo (2006-08) .....	11

## Minutes Played - Goal

1. Ryan Burke (2003-06) .....	7,357
2. Jeff Causey (1990-93) .....	7,050
3. David Comfort (1999-02) .....	5,442
4. Brock Yetso (1995-98) .....	4,492
5. Bob Willen (1984-87) .....	4,045
6. Yuri Sagatov (1994-97) .....	3,948
7. Spencer LaCivita (2011-present) .....	3,828
8. Bill Wallace (1979-81) .....	3,513
9. Keith Lenert (1982-85) .....	3,243
10. Steve Baer (1981-84) .....	3,230

## Games Played - Goal

1. Ryan Burke (2003-06) .....	80
2. Jeff Causey (1990-93) .....	77
3. David Comfort (1999-02) .....	60
4. Brock Yetso (1995-98) .....	53
Bob Willen (1984-87) .....	53
6. Keith Lenert (1982-85) .....	50
7. Yuri Sagatov (1994-97) .....	47
8. Steve Baer (1981-84) .....	46
9. Bill Wallace (1978-81) .....	45
10. Spencer LaCivita (2011-present) .....	41

# SCORING BY YEAR

	POINTS	GOALS	ASSISTS
1954	Pedro Benavides..... 10	Pedro Benavides..... 5	Tuck White..... 1
1955	Dan Rojas..... 14	Dan Rojas..... 7	Four tied with..... 1
1956	Rocky Prockiw..... 18	Rocky Prockiw..... 9	not available
1957	Sherry Snyder..... 9	Three tied with..... 4	Walter Klingman, Joel Silverberg.. 2
1958	Rocky Prockiw..... 34	Rocky Prockiw..... 17	Houston Sadler, Warren Smith..... 2
1959	John Marsellus, Houston Sadler.. 6	John Marsellus, Houston Sadler.. 3	not available
1960	Gael deTigny..... 8	Gael deTigny..... 4	not available
1961	Brian Fisher..... 30	Brian Fisher..... 15	Three tied with..... 3
1962	Chan Moore..... 14	Chan Moore..... 6	Chick Cudlip..... 4
1963	Chan Moore..... 14	Chan Moore..... 7	Ed Funk, Tom Maxwell..... 2
1964	Dave Harrison..... 7	Dave Harrison..... 3	Kent Worthington..... 2
1965	Bill Davidson..... 9	Bill Davidson..... 4	Five tied with..... 1
1966	Robert Aronson..... 14	Robert Aronson..... 6	Robert Aronson..... 2
1967	Steve Kleinman..... 13	Steve Kleinman..... 6	Barclay Mason..... 3
1968	Jay Connor..... 14	Jay Connor, John Mehrtens..... 5	Jay Connor..... 4
1969	Jay Connor..... 17	Fred McGlynn..... 7	Jay Connor..... 5
1970	Sam Crosby..... 16	Sam Crosby..... 8	Three tied with..... 3
1971	Phil Crane..... 17	Phil Crane..... 7	Three tied with..... 3
1972	Jay Meaney..... 24	Jay Meaney..... 11	Sam Crosby..... 4
1973	Jay Meaney..... 22	Jay Meaney..... 11	Chuck Lecraw..... 4
1974	Jay Meaney..... 22	Jay Meaney..... 11	Roderigo Escobar..... 2
1975	Rick Sanders..... 12	Rick Sanders..... 6	Seven players with..... 1
1976	José Bauza, Pete Wylie..... 13	José Bauza, Pete Wylie..... 6	Mike Rogers..... 5
1977	Mark Reynolds..... 19	Mark Reynolds..... 6	José Bauza, Mark Reynolds..... 7
1978	José Bauza..... 19	José Bauza..... 8	Mark Woolley..... 4
1979	Pepe Llontop..... 11	Pepe Llontop, Peter MacKeith.... 4	José Bauza..... 4
1980	Pepe Llontop..... 11	Pepe Llontop..... 5	Chris Tolomeo..... 4
1981	Pete Polonsky..... 24	Pete Polonsky..... 11	Mark Brcic, Voga Wallace..... 5
1982	Jeff Gaffney..... 33	Jeff Gaffney..... 14	Voga Wallace..... 8
1983	Jeff Gaffney..... 44	Jeff Gaffney..... 21	Brian Vernon..... 11
1984	Jeff Gaffney, Brian Vernon..... 39	Brian Vernon..... 18	Jeff Gaffney..... 7
1985	Jeff Gaffney..... 39	Jeff Gaffney..... 18	Todd Hitt..... 8
1986	George Gelnovatch..... 32	George Gelnovatch..... 14	John Harkes, Todd Hitt..... 7
1987	John Harkes..... 34	John Harkes..... 15	Jay DelCarmen, Scott Platenburg.. 5
1988	Drew Fallon..... 29	Drew Fallon..... 11	Drew Fallon..... 7
1989	Kris Kelderman..... 30	Kris Kelderman..... 10	Kris Kelderman..... 1
1990	Ben Crawley..... 25	Ben Crawley, Jeff Agoos..... 8	Ben Crawley..... 9
1991	Ben Crawley..... 40	Ben Crawley..... 16	Brad Agoos..... 10
1992	Ben Crawley..... 43	Ben Crawley..... 17	Brad Agoos..... 17
1993	Claudio Reyna..... 28	Nate Friends..... 12	Damian Silvera..... 12
1994	A.J. Wood..... 54	A.J. Wood..... 23	Mike Fisher..... 13
1995	Mike Fisher..... 57	Mike Fisher..... 21	Mike Fisher, Damian Silvera..... 15
1996	Mike Fisher..... 42	Matt Leonard..... 12	Mike Fisher..... 20
1997	Ben Olsen..... 54	Ben Olsen..... 19	Ben Olsen..... 16
1998	Chris Albright..... 43	Chris Albright..... 20	Ryan Trout..... 11
1999	Ryan Trout..... 28	Sheldon Barnes, Ryan Trout..... 9	Ryan Trout..... 10
2000	Alecko Eskandarian..... 38	Alecko Eskandarian..... 16	Three tied with..... 6
2001	Ryan Gibbs..... 23	Alecko Eskandarian, Ryan Gibbs.. 9	Kyle Martino..... 8
2002	Alecko Eskandarian..... 54	Alecko Eskandarian..... 25	Jacob LeBlanc..... 8
2003	Adam Cristman..... 17	Adam Cristman..... 8	Mike Littlefield..... 6
2004	Hunter Freeman..... 27	Adam Cristman..... 9	Hunter Freeman..... 21
2005	Yannick Reyering..... 30	Yannick Reyering..... 14	Jeremy Barlow..... 9
2006	Yannick Reyering..... 32	Yannick Reyering..... 12	Nico Colaluca..... 10
2007	Yannick Reyering..... 26	Yannick Reyering..... 13	Chris Tierney..... 7
2008	Tony Tchani..... 21	Tony Tchani..... 9	Three tied with..... 5
2009	Will Bates..... 25	Will Bates..... 12	Neil Barlow..... 6
2010	Will Bates..... 20	Will Bates..... 8	Will Bates, Sean Murnane..... 4
2011	Will Bates..... 32	Will Bates..... 14	Brian Span..... 5
2012	Will Bates..... 25	Will Bates..... 12	Todd Wharton..... 8
2013	Eric Bird..... 19	Eric Bird..... 7	Jordan Allen, Eric Bird..... 5

# NATIONAL AWARDS



Mike Fisher

## MAC Hermann Trophy Award

2002 .....Alecko Eskandarian

## Missouri Athletic Club Player of the Year

1987 ..... John Harkes  
 1989 ..... Tony Meola  
 1992 ..... Claudio Reyna  
 1993 ..... Claudio Reyna  
 1996 ..... Mike Fisher

## Hermann Trophy


1989 ..... Tony Meola  
 1993 ..... Claudio Reyna  
 1995 ..... Mike Fisher  
 1996 ..... Mike Fisher

## adidas Goalkeeper of the Year

1987 ..... Bob Willen

## NSCAA Player of the Year

1996 ..... Mike Fisher  
 2002 ..... Alecko Eskandarian



Alecko Eskandarian

## Soccer America Player of the Year

1992 ..... Claudio Reyna  
 1993 ..... Claudio Reyna  
 1994 ..... A.J. Wood  
 1995 ..... Mike Fisher  
 1997 ..... Ben Olsen  
 2002 ..... Alecko Eskandarian

## Soccer America Freshman of the Year


2009 ..... Will Bates

## Soccer News Player of the Year

1993 ..... Claudio Reyna  
 1997 ..... Ben Olsen

## Soccer America Coach of the Year

2009 ..... George Gelnovatch



Claudio Reyna



## NATIONAL COACH OF THE YEAR

1993, Bruce Arena  
 2009, George Gelnovatch

# HONORS & AWARDS

## NSCAA All-Americans

- 1978 José Bauza, F (honorable mention)
- 1979 José Bauza, M (honorable mention)
- 1984 Jeff Gaffney, F (first team)
- 1985 Jeff Gaffney, F (second team)
- 1986 John Harkes, M (first team)
- George Gelnovatch, F (first team)
- Jeff Agoos, D (third team)
- 1987 John Harkes, M (first team)
- Bob Willen, G (first team)
- 1988 Jeff Agoos, D (first team)
- Tony Meola, G (first team)
- 1989 Tony Meola, G (first team)
- Jeff Agoos, D (second team)
- 1990 Jeff Agoos, D (first team)
- 1991 Claudio Reyna, M (first team)
- Erik Imler, D (second team)
- 1992 Ben Crawley, F (first team)
- Claudio Reyna, M (first team)
- Erik Imler, M (second team)
- Clint Peay, D (second team)
- 1993 Claudio Reyna, F (first team)
- Brandon Pollard, D (second team)
- Jeff Causey, G (third team)
- 1994 Brandon Pollard, D (first team)
- Mike Fisher, M (second team)
- A.J. Wood, F (third team)
- 1995 Mike Fisher, F (first team)
- Brandon Pollard, D (first team)
- Damian Silvera, M (second team)
- 1996 Mike Fisher, M (first team)
- Matt Chulis, D (second team)
- 1997 Ben Olsen, M (first team)
- Matt Chulis, D (second team)
- Scott Vermillion, D (third team)
- 1998 Chris Albright, F (first team)
- Matt Chulis, D (first team)
- Jason Moore, M (second team)
- 1999 Ryan Trout, M/F (third team)
- 2000 Kyle Martino, M (third team)
- 2001 Kyle Martino, M (first team)
- Alecko Eskandarian, F (second team)
- 2002 Alecko Eskandarian, F (first team)
- 2004 Hunter Freeman, D (first team)
- Matt Oliver, D (first team)
- Nico Colaluca, M (third team)
- 2006 Nico Colaluca, M (second team)
- 2009 Tony Tchani, M (first team)
- 2013 Eric Bird, M (third team)

## ACC Player of the Year

- 1984 Jeff Gaffney
- 1987 John Harkes
- 1988 Jeff Agoos
- 1989 Tony Meola
- 1995 Mike Fisher
- 1996 Mike Fisher
- 2001 Kyle Martino
- 2002 Alecko Eskandarian

## ACC Tournament MVP

- 1988 Jeff Agoos
- 1991 Claudio Reyna
- 1992 Brad Agoos
- 1994 Mark Peters
- 1995 Mike Fisher
- 1997 Ben Olsen
- 2003 Ryan Burke
- 2004 Jeremy Barlow
- 2009 Diego Restrepo

## ACC Rookie of the Year

- 1991 Claudio Reyna
- 1997 Jason Moore
- 1999 Kyle Martino
- 2000 Alecko Eskandarian
- 2008 Tony Tchani

## ACC Coach of the Year

- Bruce Arena — 1979, 1984, 1986, 1988, 1989, 1991, 1995
- George Gelnovatch — 1996, 2001

## All-ACC Teams

- 1968 John Taylor, M (second team)
- 1969 Dan Abramson, G (first team)
- David Bowman, D (second team)
- Jay Connor, F (second team)
- 1970 Jay Connor, F (second team)
- Ed Marks, D (second team)
- Jay Ziehl, D (second team)
- 1971 Ed Marks, D (first team)
- Jay Connor, F (second team)
- Phil Crane, F (second team)
- Scott Peyton, G (second team)
- Jay Ziehl, D (second team)
- 1972 Jay Ziehl, D (first team)
- Sam Crosby, D (second team)
- 1973 Jay Meaney, F (second team)
- 1974 Jay Meaney, F (first team)
- Paul Corbin, D (second team)
- Andy Dupont, D (second team)
- 1975 Mike Kriegh, G (second team)
- 1976 Randy Kerr, D (first team)
- José Bauza, F (second team)
- 1977 Mark Woolley, D (first team)
- José Bauza, F (second team)
- 1978 José Bauza, F (first team)
- Mark Woolley, F (second team)
- 1979 José Bauza, M (first team)
- Dave Dickey, D (first team)
- Scott Smith, D (first team)
- Bill Wallace, G (first team)
- Pepe Llontop, F (second team)
- 1980 Pepe Llontop, F (first team)
- David Brillhart, M (second team)
- Dave Dickey, D (second team)
- Scott Smith, D (second team)
- 1981 Dave Dickey, D (first team)
- Voga Wallace, D (second team)
- 1982 Jeff Gaffney, F (second team)
- 1983 George Gelnovatch, F (second team)
- Rob Steward, D (second team)
- Voga Wallace, D (second team)
- 1984 Doug Davies, M (first team)
- Jeff Gaffney, F (first team)
- Rob Steward, D (first team)
- George Gelnovatch, M (second team)
- Mike Schnabel, D (second team)
- 1985 Jeff Gaffney, F (first team)
- Rob Steward, D (first team)
- Doug Davies, M (second team)
- George Gelnovatch, F (second team)
- Keith Lenert, G (second team)
- Mike Schnabel, D (second team)
- 1986 Jeff Agoos, D (first team)
- John Harkes, M (first team)
- George Gelnovatch, F (first team)
- Bob Willen, G (first team)

- 1987 John Harkes, M (first team)
- Jay Del Carmen, F (second team)
- John Maessner, F (second team)
- Bob Willen, G (second team)
- 1988 Jeff Agoos, D (first team)
- John Maessner, F (first team)
- Tony Meola, G (first team)
- Drew Fallon, F (second team)
- Kris Kelderman, M (second team)
- Jay Lodge, D (second team)
- 1989 Jeff Agoos, D (first team)
- John Maessner, F (first team)
- Tony Meola, G (first team)
- Curt Onalfo, M (first team)
- Drew Fallon, D (second team)
- 1990 Jeff Agoos, D (first team)
- Curt Onalfo, M (first team)
- Erik Imler, D (second team)
- 1991 Erik Imler, D (second team)
- Claudio Reyna, M (first team)
- Ben Crawley, F (second team)
- Richie Williams, M (second team)
- Lyle Yorks, M (second team)
- 1992 Brian Bates, D (first team)
- Ben Crawley, F (first team)
- Erik Imler, M (first team)
- Clint Peay, D (first team)
- Claudio Reyna, M (first team)
- A.J. Wood, F (second team)
- 1993 Brandon Pollard, D (first team)
- Claudio Reyna, F (first team)
- Damian Silvera, M (first team)
- Jeff Causey, G (second team)
- 1994 Clint Peay, D (first team)
- Brandon Pollard, D (first team)
- A.J. Wood, F (first team)
- Mike Fisher, M (second team)
- Nate Friends, F (second team)
- Damian Silvera, M (second team)
- 1995 Mike Fisher, F (first team)
- Brandon Pollard, D (first team)
- Damian Silvera, M (first team)
- Billy Walsh, M (second team)
- 1996 Matt Chulis, D (first team)
- Mike Fisher, M (first team)
- Ben Olsen, M (first team)
- Scott Vermillion, D (first team)
- Matt Leonard, F (second team)
- 1997 Matt Chulis, D (first team)
- Ben Olsen, M (first team)
- Scott Vermillion, D (first team)
- Brian West, F (first team)
- 1998 Chris Albright, F (first team)
- Matt Chulis, D (first team)
- Jason Moore, M (first team)
- Sam Franklin, M (second team)
- Brock Yetso, G (second team)
- 1999 Kyle Martino, F (first team)
- Ryan Trout, F/M (second team)
- Steve Totten, M (second team)
- 2000 Alecko Eskandarian, F (first team)
- Kyle Martino, MF (first team)
- Steve Totten, MF (second team)
- 2001 Jonathan Cole, D (first team)
- Alecko Eskandarian, F (first team)
- Ryan Gibbs, F (first team)
- Kyle Martino, MF (first team)
- Matt Oliver, D (second team)

- 2002 Alecko Eskandarian, F (first team)
- Kenny Arena, M (second team)
- Matt Oliver, D (second team)
- 2003 Matt Oliver, D (first team)
- Mike Littlefield, F (second team)
- Adam Cristman, F (all-freshman)
- Will Hall, M (all-freshman)
- 2004 Hunter Freeman, D (first team)
- Matt Oliver, D (first team)
- Nico Colaluca, M (second team/all-freshman)
- Jeremy Barlow, M (all-freshman)
- 2005 Yannick Reyerer, F (first team/all-freshman)
- Adam Cristman, F (second team)
- Nico Colaluca, M (second team)
- 2006 Nico Colaluca, M (first team)
- Adam Cristman, F (second team)
- Yannick Reyerer, F (second team)
- Bakary Soumare, D (second team)
- Jonathan Villanueva, M (all-freshman)
- 2007 Jeremy Barlow, M (second team)
- Yannick Reyerer, F (first team)
- 2008 Tony Tchani, M (second team/all-freshman)
- Shawn Barry, D (all-freshman)
- Brian Ownby, F (all-fresh)
- 2009 Will Bates, F (second team/all-fresh)
- Neil Barlow, M (second team)
- Ross LaBauex, M (second team)
- Tony Tchani, M (second team)
- 2010 Brian Ownby, F (first team)
- Brian Span, M (all-freshman)
- 2011 Will Bates, F (first team)
- Brian Ownby, M (second team)
- Brian Span, M (second team)
- Ryan Zinkhan, F (all-freshman)
- 2012 Will Bates, F (first team)
- Darius Madison, F (all-freshman)
- Marcus Salandy-Defour, M (all-fresh)
- Todd Wharton, M (all-freshman)
- 2013 Eric Bird, M (second team)
- Darius Madison, F (second team)
- Jordan Allen, M (third team, all-fresh)

## All-ACC Academic Team

- 2005 Ryan Burke
- 2006 Ryan Burke
- 2007 Zola Short
- 2008 Hunter Jumper
- 2009 Hunter Jumper
- 2010 Hunter Jumper
- 2011 Ari Dimas
- Greg Monaco
- Ryan Zinkhan
- 2012 Eric Bird
- Matt Brown
- Scott Thomsen
- Todd Wharton
- 2013 Riggs Lennon
- Todd Wharton
- Ryan Zinkhan

# MLS/INTERNATIONAL SOCCER

## UVa World Cup Players

Year	Name
1990	John Harkes Tony Meola
1994	John Harkes Tony Meola Claudio Reyna
1998	Jeff Agoos Claudio Reyna
2002	Jeff Agoos Tony Meola Claudio Reyna

## UVa Olympians

Year	Name
1988	John Harkes Tony Meola
1992	Mike Huwiler Erik Imler Curt Onalfo Claudio Reyna
1996	Clint Peay Brandon Pollard Claudio Reyna Damian Silvera Billy Walsh A.J. Wood
2000	Jeff Agoos Chris Albright Ben Olsen

## Virginia Players in Major League Soccer

Name	Team (years)
Jeff Agoos	D.C. United (1996-2000); San Jose Earthquakes (2001-2004); New York/ New Jersey MetroStars (2005)
Chris Agorsor	Real Salt Lake (2011)
Chris Albright	D.C. United (1999-2001); Los Angeles Galaxy (2002-2007); New England Revolution (2008-2009); New York Red Bulls (2010-2011); Philadelphia Union (2012-2013)
<b>Jordan Allen</b>	Real Salt Lake (2014-present)
Kenny Arena	New York/New Jersey MetroStars (2003-2004); D.C. United (2005)
Brian Bates	Colorado Rapids (1996-1997); Chicago Fire (1998); Dallas Burn (1998)
Jeff Causey	D.C. United (1996-1997); New England Revolution (1997-2001)
Matt Chulis	Columbus Crew (1999-2000)
Ben Crawley	D.C. United (1996)
Adam Cristman	New England Revolution (2007-2008), Kansas City Wizards (2009), D.C. United (2010), L.A. Galaxy (2011-2012)
Alecko Eskandarian	D.C. United (2003-2006); Toronto FC (2007); Real Salt Lake (2007); Chivas USA (2008-2009); Los Angeles Galaxy (2009-2010)
Hunter Freeman	Colorado Rapids (2005-2006); New York Red Bulls (2007-2008); Toronto FC (2008); IK Start (2009-2010); Houston Dynamo (2011)
George Gelnovatch	Colorado Rapids (2012)
D.C. United (1996)	
Michael Green	Kansas City Wizards (1999-2001)
John Harkes	D.C. United (1996-1998); New England Revolution (1999-2000); Columbus Crew (2001-2002)
Mike Huwiler	D.C. United (1996)
Erik Imler	D.C. United (1996); New England Revolution (1997)
<b>Hunter Jumper</b>	Chicago Fire (2012-present)
Kris Kelderman	D.C. United (1996-1997); Miami Fusion (1998); New England Revolution (1999-2000)
Ryan Kelly	Columbus Crew (2005)
Ross LaBeaux	Colorado Rapids (2011-20112)
Jacob LeBlanc	New York/New Jersey MetroStars (2003)
Marshall Leonard	New England Revolution (2002-2007)
John Maessner	D.C. United (1996-1997); Miami Fusion (1998-1999)
D.C. United (1999-2000); Tampa Bay Mutiny (2000-2001)	
Kyle Martino	Columbus Crew (2002-2006); Los Angeles Galaxy (2006-2007)
Tony Meola	New York/New Jersey MetroStars (1996-1998); Kansas City Wizards (1999-2004); New York Red Bulls (2005-2006)
Jason Moore	D.C. United (1999-2000); Colorado Rapids (2001); Chicago Fire (2002)
New England Revolution (2003)	
Ben Olsen	D.C. United (1998-2009)
Curt Onalfo	Los Angeles Galaxy (1996); San Jose Clash (1997); D.C. United (1998-2000)
Clint Peay	D.C. United (1996-2000)
Brandon Pollard	Dallas Burn (1996-2000)
Damian Silvera	New York/ New Jersey MetroStars (1996); Kansas City Wizards (1997)
Kyle Singer	New England Revolution (2003-2005)
Mike Silvinski	D.C. United (1998)
<b>Bakary Soumare</b>	Chicago Fire (2007-09); Philadelphia Union (2012-13); Chicago Fire (2013-present)
<b>Tony Tchani</b>	New York Red Bulls (2010-11), Toronto FC (2011), Columbus Crew (2011-present)
<b>Chris Tierney</b>	New England Revolution (2008-present)
Scott Vermillion	Kansas City Wizards (1998-2000); D.C. United (2001)
Brian West	Columbus Crew (1998-2003)
Richie Williams	D.C. United (1996-1998, 2002); New York/New Jersey MetroStars (2001, 2003);
A.J. Wood	New York/New Jersey MetroStars (1996-1997); Columbus Crew (1997); D.C. United (1998-2001)
Lyle Yorks	D.C. United (1998)

**Bold** denotes currently active in MLS

# MLS DRAFT/ALLOCATIONS

## MLS SuperDraft

Name	Position	Year	Round	Pick
Hunter Jumper (2008-11)	D	2012	2	28
Ross LaBauex (2006-09)	M	2010	2	23
Tony Tchani (2008-09)	M	2010	1	2
Jeremy Barlow (2004-07)	M	2008	4	56
Bakary Soumare (2006)	D	2007	1	2
Nico Colaluca (2004-06)	M	2007	1	6
Adam Christman (2003-06)	F	2007	4	48
Hunter Freeman (2002-04)	D	2005	1	7
Alecko Eskandarian (2000-02)	F	2003	1	1
David Comfort (1999-2002)	GK	2003	3	21
Kenny Arena (1999-2002)	D	2003	4	32
Jacob LeBlanc (2000-02)	M	2003	5	42
Kyle Martino (2000-01)	M	2002	1	8
Steve Totten (1998-2001)	M	2002	3	26
Marshall Leonard (1998-2001)	D	2002	4	45
Ryan Trout (1997-2000)	M	2001	4	41
Michael Feller (1998-2000)	D	2001	6	66

## MLS Supplemental Draft

Name	Position	Year	Round	Pick
Will Bates (2009-11)	F	2013	1	5
Brian Ownby (2008-11)	F	2012	1	7
Mike Volk (2009-11)	D	2012	2	31
Chris Tierney (2004-07)	D	2008	1	13
Yannick Reyring (2005-07)	F	2008	2	22
Zola Short (2004-07)	D	2008	3	38
Joe Vide (2002-04)	M	2006	1	5
Matt Oliver (2001-04)	D	2005	1	8
Curt Onalfo (1987-90)*	D	1997	2	16

## MLS Homegrown Contracts

Name	Team	Year
Jordan Allen (2013)	Real Salt Lake	2014

## MLS College Draft

Name	Position	Year	Round	Pick
Jason Moore (1997-98)	M	1999	1	1
Matt Chulis (1995-98)	D	1999	1	9
Sam Franklin (1994-98)	M	1999	2	22
Mike Fisher (1993-96)	M	1997	1	2
Brandon Pollard (1992-95)	D	1996	1	3

## Project-40/Generation Adidas

Name	Position	Year
Chris Albright (1997-98)	F	1999
Michael Green (1996-98)	D	1999
Ben Olson (1995-97)	M/F	1998
Scott Vermillion (1995-97)	D	1998
Brian West (1996-97)	F	1998

## Allocated Players

Name	Position	Year	Round	Pick
Jeff Agoos (1986, 88-90)	D	1996	Inaugural Allocation	
John Harkes (1985-87)	M	1996	Inaugural Allocation	
Tony Meola (1988-89)	GK	1996	Inaugural Allocation	
Damian Silvera (1992-95)	M	1996	Inaugural Allocation	
Erik Imler (1989-92)	D	1996	3	30
Brian Bates (1990-93)	D	1996	4	32
Richie Williams (1988-91)	M	1996	4	40
Jeff Causey (1990-93)	GK	1996	5	46
A.J. Wood (1991-94)	F	1996	5	49
Curt Onalfo (1987-90)	D	1996	8	74
Kris Kelderman (1987-90)	D	1996	8	80
Clint Peay (1991-94)	D	1996	9	90
Ben Crawley (1989-92)	F	1996	10	100
Claudio Reyna (1991-93)**	M	signed in 2007		

\*Redrafted

\*\*Not part of a draft. Signed with NY Red Bulls after leaving Manchester City.

**Total:** 50 players

# COACHING BY YEAR

Year	Overall	ACC	GF	GA	Coach	Year	Overall	ACC	GF	GA	Coach
	W-L-T	W-L-T					W-L-T				
1941	0-9-0		10	57	Lawrence Ludwig	1979	12-4-1	3-1-1	26	12	Bruce Arena
1942	4-2-1		15	9	Lawrence Ludwig	1980	8-9-1	2-3-1	30	30	Bruce Arena
1943-45		No Team				1981	10-6-2	2-4-0	48	20	Bruce Arena
1946	1-3-1		4	15	Lawrence Ludwig	1982	16-2-2	3-1-2	57	12	Bruce Arena
1947	2-7-2		14	21	Lawrence Ludwig	1983	16-5-0	5-1-0	61	20	Bruce Arena
1948	3-7-1		13	22	Lawrence Ludwig	1984	19-3-1	6-0-0	76	13	Bruce Arena
1949	5-5-0		19	18	Lawrence Ludwig	1985	15-4-1	4-1-1	50	13	Bruce Arena
1950	4-5-1		26	23	Lawrence Ludwig	1986	17-2-2	6-0-0	51	10	Bruce Arena
1951	1-5-2		16	21	Hugh Moomaw	1987	17-3-2	5-0-1	40	10	Bruce Arena
1952	5-2-2		23	14	Hugh Moomaw	1988	18-1-3	5-0-1	42	9	Bruce Arena
1953	4-4-1		22	13	Hugh Moomaw	1989	21-2-2	5-0-1	65	13	Bruce Arena
1954	2-4-2	1-1-2	12	19	Wilson Fewster	1990	12-6-6	3-2-1	43	18	Bruce Arena
1955	3-5-2	1-2-1	14	18	Robert Sandell	1991	19-1-2	5-1-0	55	21	Bruce Arena
1956	6-3-0	3-1-0	27	13	Robert Sandell	1992	21-2-1	5-1-0	70	20	Bruce Arena
1957	5-2-1	2-1-1	21	11	Robert Sandell	1993	22-3-0	4-2-0	66	18	Bruce Arena
1958	5-4-0	1-3-0	36	23	Eugene Corrigan	1994	22-3-1	4-2-0	86	35	Bruce Arena
1959	3-4-2	2-2-0	16	18	Eugene Corrigan	1995	21-1-2	4-0-2	83	29	Bruce Arena
1960	3-7-0	1-3-0	13	29	Eugene Corrigan	1996	16-3-3	4-0-2	65	20	George Gelnovatch
1961	9-3-0	1-3-0	48	22	Eugene Corrigan	1997	19-4-3	3-1-2	61	24	George Gelnovatch
1962	5-4-1	1-3-0	31	20	Eugene Corrigan	1998	16-4-3	4-1-1	50	21	George Gelnovatch
1963	7-2-1	2-1-1	25	22	Eugene Corrigan	1999	14-9-1	1-4-1	44	29	George Gelnovatch
1964	4-5-2	0-4-0	18	19	Eugene Corrigan	2000	17-6-1	5-1-0	62	29	George Gelnovatch
1965	3-6-1	2-2-0	13	13	Eugene Corrigan	2001	17-2-1	6-0-0	42	12	George Gelnovatch
1966	0-10-0	0-4-0	11	39	Gordon Burriss	2002	15-7-0	3-3-0	55	27	George Gelnovatch
1967	3-9-0	0-4-0	22	32	Gordon Burriss	2003	11-10-2	3-3-0	29	29	George Gelnovatch
1968	4-5-1	1-3-1	22	22	Gordon Burriss	2004	18-5-1	4-3-0	50	24	George Gelnovatch
1969	9-1-2	4-0-1	24	10	Gordon Burriss	2005	12-5-3	6-2-0	37	25	George Gelnovatch
1970	8-2-1	3-1-0	33	11	Gordon Burriss	2006	17-4-1	5-3-0	40	21	George Gelnovatch
1971	7-5-1	1-3-1	36	14	Jim Stephens	2007	12-8-2	1-5-2	44	29	George Gelnovatch
1972	8-3-3	1-2-2	30	13	Jim Stephens	2008	11-9-1	4-4-0	39	29	George Gelnovatch
1973	6-7-0	1-4-0	24	27	Jim Stephens	2009	19-3-3	4-3-1	37	8	George Gelnovatch
1974	5-4-3	3-2-0	23	19	Larry Gross	2010	11-6-3	2-4-2	36	16	George Gelnovatch
1975	5-8-0	0-5-0	21	26	Larry Gross	2011	12-8-1	4-3-1	40	27	George Gelnovatch
1976	8-6-2	2-2-1	40	23	Larry Gross	2012	10-7-4	3-4-1	29	25	George Gelnovatch
1977	12-6-1	2-3-0	45	19	Larry Gross	2013	13-6-5	4-3-4	45	25	George Gelnovatch
1978	9-2-2	3-2-0	29	10	Bruce Arena	<b>Total</b>	<b>714-328-107</b>	<b>175-127-39</b>	<b>2550</b>	<b>1428</b>	<b>10 Coaches</b>

## THE VIRGINIA COACHING LINE



ROBERT SANDELL



EUGENE CORRIGAN



GORDON BURRIS



JIM STEPHENS



LARRY GROSS



BRUCE ARENA

Coach	Yrs.	OVERALL				ACC			
		W	L	T	Pct.	W	L	T	Pct.
Lawrence Ludwig (1941-50)	7	19	38	6	.349	0	0	0	—
Hugh Moomaw (1951-53)	3	10	11	5	.481	0	0	0	—
Wilson Fewster (1954)	1	2	4	2	.375	1	1	2	.500
Robert Sandell (1955-57)	3	14	10	3	.574	6	4	2	.583
Eugene Corrigan (1958-65)	8	39	35	7	.525	10	21	1	.328
Gordon Burriss (1966-70)	5	24	27	4	.473	8	12	2	.409
Jim Stephens (1971-73)	3	21	15	4	.575	3	9	3	.300
Larry Gross (1974-77)	4	30	24	6	.550	7	12	1	.375
Bruce Arena (1978-95)	18	295	59	31	.806	74	21	11	.750
George Gelnovatch (1996-present)	18	260	106	38	.691	66	47	17	.573



# ALL-TIME RECORDS

ACC Opponent	W-L-T	Pct.	UVa	Opp	First Game	Last Game
Boston College	5-4-2	.545	16	14	1995	2013
<b>Clemson</b>	<b>27-23-5</b>	<b>.536</b>	<b>71</b>	<b>84</b>	<b>1968</b>	<b>2013</b>
<b>Duke</b>	<b>39-36-9</b>	<b>.518</b>	<b>155</b>	<b>140</b>	<b>1946</b>	<b>2013</b>
Louisville	0-1-0	.000	1	2	2013	2013
<b>North Carolina</b>	<b>34-39-8</b>	<b>.469</b>	<b>119</b>	<b>114</b>	<b>1946</b>	<b>2013</b>
North Carolina State	46-17-8	.704	172	88	1949	2013
<b>Notre Dame</b>	<b>4-0-1</b>	<b>.900</b>	<b>14</b>	<b>5</b>	<b>1985</b>	<b>2013</b>
<b>Pittsburgh</b>	<b>3-0-0</b>	<b>1.000</b>	<b>10</b>	<b>0</b>	<b>1982</b>	<b>2013</b>
<b>Syracuse</b>	<b>1-0-0</b>	<b>1.000</b>	<b>2</b>	<b>0</b>	<b>2013</b>	<b>2013</b>
<b>Virginia Tech</b>	<b>36-4-3</b>	<b>.872</b>	<b>137</b>	<b>36</b>	<b>1960</b>	<b>2013</b>
<b>Wake Forest</b>	<b>36-10-7</b>	<b>.745</b>	<b>93</b>	<b>86</b>	<b>1980</b>	<b>2013</b>

Opponent	W-L-T	Pct.	UVa	Opp	First Game	Last Game
Adelphi	2-1-0	.667	3	0	1976	1998
Akron	2-2-0	.500	6	4	1980	2009
Alabama A&M	3-0-0	1.000	18	1	1982	2010
Alumni	2-0-0	1.000	9	1	1977	1978
American	17-3-0	.850	48	18	1979	2011
Appalachian State	2-0-0	1.000	11	2	1986	1999
Army	1-0-0	1.000	4	0	1990	1990
Averett	1-0-0	1.000	3	0	1983	1983
Baltimore	2-4-1	.357	7	12	1947	1980
Boston University	1-1-0	.500	3	3	1987	1994
Bridgewater	0-2-0	.000	0	2	1942	1942
Brown	2-1-0	.667	7	4	1993	1999
Bucknell	2-0-0	1.000	9	0	2006	2009
Buffalo	1-0-0	1.000	5	1	1998	1998
California	2-1-0	.667	4	5	1983	2012
UCLA	2-7-1	.250	7	19	1984	2012
UC Riverside	1-0-0	.000	2	0	2005	2005
UC Santa Barbara	2-0-1	.833	3	0	1985	2006
Cal State Fullerton	1-0-2	.667	5	4	1996	1999
Campbell	2-0-0	1.000	6	2	2007	2010
Catawba	1-0-0	1.000	6	0	1987	1987
Central Connecticut	2-0-0	1.000	8	0	1997	2008
Charleston	1-0-0	1.000	6	0	1989	1989
Charlotte	2-1-0	.667	5	2	1989	2011
Cherry Point Marines	0-0-1	.500	2	2	1952	1952
Cincinnati	2-0-0	1.000	2	0	2004	2011
Coastal Carolina	1-0-0	1.000	3	2	1987	1987
Columbia	1-0-0	1.000	5	0	2007	2007
Connecticut	2-2-0	.500	7	8	1980	2013
Cornell	4-0-0	1.000	12	0	1979	1996
Creighton	1-2-1	.375	7	11	1991	2003
Dartmouth	2-0-0	1.000	5	0	1992	1994
<b>Davidson</b>	<b>8-2-0</b>	<b>.800</b>	<b>35</b>	<b>15</b>	<b>1941</b>	<b>2006</b>
Davis & Elkins	2-0-0	1.000	5	1	1980	1986
Delaware	0-1-0	.000	0	1	2011	2011
Drexel	1-0-0	1.000	2	0	2012	2012
East Carolina	1-0-0	1.000	2	0	2001	2001
Eastern Mennonite	1-3-0	.250	12	13	1966	1968
Elon	1-0-0	1.000	3	1	2000	2000
Fairfield	0-0-1	.500	2	2	2000	2000
Fairleigh Dickinson	3-0-1	.875	6	3	1984	1998
Florida Atlantic	1-0-0	1.000	4	2	2007	2007
Florida International	1-0-1	.750	4	2	1993	1997
Fort Bragg	1-0-0	1.000	3	1	1961	1961
Fort Lee	1-0-0	1.000	6	4	1960	1960
Frostburg State	2-3-1	.417	10	17	1947	1956
<b>George Mason</b>	<b>17-8-3</b>	<b>.661</b>	<b>47</b>	<b>32</b>	<b>1972</b>	<b>2013</b>
George Washington	4-0-0	1.000	18	2	1982	2009
Georgetown	8-2-1	.773	38	12	1957	2012
Gonzaga	0-1-0	.000	2	3	1999	1999
Guilford	1-0-0	1.000	3	0	1979	1979
Hampden-Sydney	11-0-0	1.000	42	7	1970	1980
Hartford	1-0-0	1.000	2	1	1991	1991
Hartwick	2-0-0	1.000	9	0	1995	2002
High Point	1-3-1	.300	6	18	1941	2012
Hofstra	1-0-0	1.000	4	2	2008	2008
Howard	2-1-0	.667	7	3	1988	2009
Illinois State	1-0-0	1.000	2	0	1988	1988
Indiana	2-4-1	.357	6	9	1984	2000
Jacksonville	1-0-0	1.000	7	1	2000	2000
<b>James Madison</b>	<b>16-4-2</b>	<b>.773</b>	<b>45</b>	<b>16</b>	<b>1976</b>	<b>2010</b>
Johns Hopkins	1-1-0	.500	2	4	1941	1942
Kentucky	1-0-0	1.000	3	2	2002	2002
Lafayette	1-0-0	1.000	1	0	2012	2012
Lehigh	2-0-0	1.000	7	1	1998	2000
Liberty	18-1-1	.925	51	15	1986	2011

Opponent	W-L-T	Pct.	UVa	Opp	First Game	Last Game
Long Island	2-1-0	.667	5	4	1983	2004
Longwood	6-0-1	.929	18	3	1984	2010
Loyola (Md.)	3-4-0	.429	10	17	1941	1993
Lynchburg	10-11-3	.479	38	40	1955	1982
Manhattan	1-0-0	1.000	4	1	2004	2004
Marist	1-0-0	1.000	2	0	2010	2010
Marquette	2-0-0	1.000	5	1	1981	2013
Marshall	5-0-0	1.000	16	1	1996	2004
Maryland	29-40-9	.429	104	162	1941	2013
Mercer	2-0-0	1.000	6	1	2001	2007
Monmouth	0-0-1	.000	2	2	2005	2005
Mount St. Mary's	8-0-0	1.000	24	1	1991	2012
Navy	4-10-0	.286	20	42	1941	2011
Nevada-Las Vegas	1-1-1	.500	6	4	1986	1995
New Mexico	0-1-1	.250	2	4	2004	2012
Northeastern	1-0-0	1.000	4	1	2000	2000
UNC Greensboro	4-1-0	.800	13	3	1984	2013
UNC Wilmington	1-0-0	1.000	4	0	1983	1983
Ohio State	3-0-0	1.000	6	1	1984	1999
<b>Old Dominion</b>	<b>15-6-2</b>	<b>.696</b>	<b>57</b>	<b>23</b>	<b>1971</b>	<b>2010</b>
Oneonta State	1-0-0	1.000	1	0	1987	1987
Penn State	2-1-0	.750	10	5	1992	2002
Pennsylvania	2-0-0	1.000	5	0	1989	1992
Pfeiffer	0-1-0	.000	2	3	1977	1977
Philadelphia Textile	1-0-0	1.000	4	1	1989	1989
Portland	2-0-0	1.000	4	0	2009	2009
Princeton	6-1-0	.857	14	4	1986	1999
Providence	2-0-0	1.000	6	0	2000	2013
<b>Radford</b>	<b>10-0-0</b>	<b>1.000</b>	<b>42</b>	<b>5</b>	<b>1982</b>	<b>2011</b>
Randolph-Macon	11-7-2	.600	44	30	1958	1983
Rhode Island	2-0-0	1.000	4	2	1995	2002
Richmond	15-1-1	.912	68	9	1976	2011
Rider	1-0-0	1.000	3	0	1998	1998
Roanoke	12-5-2	.684	50	20	1947	1971
Robert Morris	1-0-0	1.000	3	0	1995	1995
Rollins	0-1-0	.000	2	3	1976	1976
Rutgers	5-0-0	1.000	12	3	1986	1994
Saint Louis	3-2-2	.571	13	11	1987	2004
Saint Peter's	1-0-0	1.000	3	1	2007	2007
St. Francis (Pa.)	1-0-0	1.000	2	1	2006	2006
St. Francis (N.Y.)	2-0-0	1.000	5	2	2004	2005
St. John's	6-1-0	.857	14	2	1994	2013
St. Mary's (Calif.)	1-0-0	1.000	3	2	1995	1995
St. Mary's (Md.)	1-0-0	1.000	3	1	1978	1978
San Diego	2-0-0	1.000	3	0	1992	1998
San Francisco	3-1-0	.750	9	5	1983	1995
Santa Clara	0-0-2	.500	1	1	1989	1991
Seton Hall	4-2-0	.667	13	8	1992	2003
South Carolina	3-1-1	.700	6	3	1989	2000
South Florida	2-0-1	1.000	10	8	1985	2005
SMU	0-3-0	.000	2	9	1987	2008
Stanford	1-1-0	.500	2	4	1989	1998
Tampa	1-0-0	1.000	1	0	1985	1985
Temple	2-0-0	1.000	10	0	2001	2002
Towson	5-4-1	.550	14	10	1941	1992
<b>Tulsa</b>	<b>1-0-0</b>	<b>1.000</b>	<b>2</b>	<b>0</b>	<b>2007</b>	<b>2007</b>
<b>UAB</b>	<b>1-0-0</b>	<b>1.000</b>	<b>2</b>	<b>1</b>	<b>2010</b>	<b>2010</b>
UMBC	4-0-0	1.000	11	3	1988	2004
<b>VCU</b>	<b>22-2-1</b>	<b>.900</b>	<b>97</b>	<b>14</b>	<b>1948</b>	<b>2013</b>
VMI	18-0-0	1.000	101	8	1957	1996
Virginia Wesleyan	2-0-1	.833	11	1	1972	1974
Washington	1-0-0	1.000	2	1	2009	2009
Washington College	0-0-1	.500	3	3	1953	1953
Washington & Lee	20-13-5	.592	97	57	1947	1981
West Virginia	5-3-0	.625	15	7	1980	2011
William & Mary	14-8-4	.615	41	28	1968	2003
Wisconsin	2-0-0	1.000	7	2	1993	2011
Wright State	1-0-0	1.000	3	2	2012	2012
Xavier	0-0-1	.500	1	1	2012	2012
Yale	1-0-0	1.000	2	0	1991	1991
<b>OVERALL</b>	<b>714-328-107</b>	<b>.670</b>	<b>2550</b>	<b>1428</b>		

ACC RECORD: 175-127-36 (.571)

ALL GAMES vs. ACC SCHOOLS: 220-171-50 (.556)

ALL GAMES vs. IN-STATE: 253-74-31 (.750)

ALL GAMES vs. OTHERS: 269-106-31 (.700)

HISTORY BREAKDOWN: 70 seasons: 50 winning, 18 losing, 2 even.

\* Includes games against Richmond Professional Institute prior to 1968.

# ACC TOURNAMENT HISTORY

**Jeremy Barlow**  
2004 ACC Tournament MVP



## 15 ACC CHAMPIONSHIPS

1969	1993
1970	1994
1983	1995
1984	1997
1986	2003
1988	2004
1991	2009
1992	

Year	Opponent	Score	Site	Round	UVa Scorers
1987	North Carolina	L, 0-3	N1	SF	none
1988	N.C. State (2ot)	T, 0-0	N2	SF	none <sup>1</sup>
	North Carolina	W, 2-1	N2	F	Fallon, Yorks
1989	Duke	L, 0-1	A	SF	none
1990	North Carolina	W, 3-0	N1	QF	Brannan, Crawley, Kelderman
	Wake Forest (2ot)	T, 0-0	N1	SF	none <sup>1</sup>
	N.C. State	L, 1-2	N1	F	Crawley
1991	North Carolina	W, 1-0	A	SF	Bates
	Wake Forest	W, 3-1	N3	F	Reyna, Champ, Crawley
1992	North Carolina	W, 2-0	A	SF	Silvera, Friends
	Clemson	W, 4-2	N3	F	own goal, Bates, Imler, Friends
1993	Wake Forest	W, 4-0	N3	QF	Friends 2, Fisher, Wood
	Duke	W, 1-0	N3	SF	Bates
	Clemson	W, 2-1	N3	F	Reyna, Friends
1994	Wake Forest	W, 2-0	N2	QF	Friends, Wood
	Clemson (2ot)	T, 2-2	A	SF	Friends, Silvera No.
	Duke	W, 1-0	N2	F	Fisher
1995	Duke	W, 4-1	A	SF	Feary, Shapowal, Walsh, Prisco
	Clemson	W, 1-0	N1	F	Walsh
1996	Duke (2ot)	W, 3-2	H	SF	Walsh 2, Leonard
	Maryland	L, 0-2	H	F	none
1997	North Carolina	W, 4-0	N4	QF	Leonard, Olsen, West, Albright
	Wake Forest	W, 2-1	N4	SF	Albright, Olsen
	Maryland	W, 2-0	N4	F	Olsen 2
1998	N.C. State (ot)	W, 4-0	N5	QF	Green, Albright, Trout, Bush
	Duke (ot)	L, 1-3	N5	SF	Bush
1999	Maryland	W, 2-0	N5	QF	Trout, Barnes
	Wake Forest	W, 2-1	N5	SF	Trout 2
	Duke (3ot)	L, 2-1	N5	F	Martino
2000	N.C. State	W, 1-0	N5	QF	own goal
	Duke	W, 3-0	N5	SF	Cole, Gibbs 2
	North Carolina (ot)	L, 1-0	N5	F	none
2001	Wake Forest (ot)	W, 1-0	N2	SF	Martino
	Clemson	L, 1-0	N2	F	none
2002	Duke	W, 4-1	N6	QF	Kelly, Gibbs, Eskandarian 2
	Wake Forest	W, 1-0	N6	SF	own goal
	Maryland	L, 3-0	N6	F	none
2003	Clemson	T, 0-0	N6	QF	none <sup>2</sup>
	Wake Forest	W, 1-0	N6	SF	own goal
	Maryland	T, 1-1	N6	F	Hartman <sup>3</sup>
2004	Duke	W, 3-1	N6	QF	Hartman, Freeman, Littlefield
	Wake Forest	W, 2-1	N6	SF	Cristman, Littlefield
	Maryland	W, 2-1	N6	F	Cristman, Barlow
2005	Clemson	L, 4-1	N6	QF	Reyering
2006	Clemson	W, 2-0	N7	QF	Reyering, Cristman
	Wake Forest (2ot)	T, 0-0	N7	SF	none <sup>4</sup>
2007	NC State	W, 4-1	N6	1st	Tierney 2, Villanueva, Mitchell
	Boston College	L, 0-1	N6	QF	none
2008	Duke	W, 4-2	N6	QF	Pool 2, Ownby 2
	Wake Forest	W, 3-2	N6	SF	Villanueva, Neinken, Poole
	Maryland	L, 0-1	N6	F	none
2009	Maryland	W, 1-0	N6	QF	Tchani
	Wake Forest	T, 0-0	N6	SF	none <sup>5</sup>
	NC State	W, 1-0	N6	F	Bates
2010	Wake Forest	W, 1-0	N6	QF	Jumper
	Maryland	L, 0-2	N6	SF	none
2011	Wake Forest (2ot)	W, 4-3	H	QF	Jumper, Ownby, Span 2
	North Carolina (ot)	L, 0-1	N6	SF	none
2012	Wake Forest (2ot)	T, 2-2	A	QF	Carroll, Bird
	North Carolina (2ot)	T, 0-0	N7	SF	none <sup>6</sup>
2013	Wake Forest (ot)	W, 1-0	A	QF	Wharton
	Notre Dame (2ot)	T, 3-3	N7	SF	Wharton, Salandy-Defour, Corriveau <sup>7</sup>
	Maryland	L, 0-1	N7	F	none

## All-Time ACC Tournament Record: 38-15-10

<sup>1</sup> Virginia advanced with a 4-2 margin in the penalty kick shootout.

<sup>2</sup> Virginia advanced with a 3-1 margin in the penalty kick shootout.

<sup>3</sup> Virginia claimed the ACC title after nine rounds in the penalty kick shootout.

<sup>4</sup> Wake Forest advanced with a 4-3 margin in the penalty kick shootout.

<sup>5</sup> Virginia advanced with a 5-4 margin in the penalty kick shootout.

<sup>6</sup> UNC advanced with a 4-3 margin in the penalty kick shootout.

<sup>7</sup> Virginia advanced with a 4-3 margin in the penalty kick shootout.

Key to neutral sites: N1—Durham, N.C.; N2—Clemson, S.C.; N3—Chapel Hill, N.C.;

N4—Kissimmee, Fla.; N5—Winston-Salem, N.C.; N6—Cary, N.C.; N7—Germantown, Md.

# NCAA TOURNAMENT HISTORY

## 6 NCAA CHAMPIONSHIPS

1989  
1991  
1992  
1993  
1994  
2009

## NCAA CHAMPIONSHIPS

1. Saint Louis, 10  
2. Indiana, 8  
**3. VIRGINIA, 6**  
4. UCLA, 4  
San Francisco, 4

## NCAA TOURNAMENT APPEARANCES

1. Saint Louis, 47  
2. UCLA, 41  
3. Indiana, 38  
**4. VIRGINIA, 35**  
5. Connecticut, 34

## NCAA COLLEGE CUP APPEARANCES

1. Indiana, 18  
2. Saint Louis, 16  
3. UCLA, 13  
4. Maryland, 13  
**5. VIRGINIA, 11**

## NCAA COLLEGE CUP APPEARANCES

1983	1993	2006
1989	1994	2009
1991	1995	2013
1992	1997	

Year	Opponent	Score	Site	Round	UVA Scorers	Year	Opponent	Score	Site	Round	UVA Scorers
1969	Maryland	L, 0-5	A	1st	none	1999	Princeton (3ot)	W, 2-1	H	1st	Martino, O'Donnell
1979	American	L, 0-1	H	2nd	none		Brown	W, 3-1	H	2nd	Gibbs, Martino, Barnes
1981	West Virginia	L, 1-2	H	2nd	Brillhart		UCLA	L, 2-0	H	QF	none
1982	George Mason	L, 0-1	H	2nd	none	2000	Lehigh	W, 5-0	H	1st	Kelly 2, Eskandarian, Totten, Solomon
1983	William & Mary	W, 2-1	H	2nd	Gaffney, Gelnovatch		St. John's	W, 2-1	H	2nd	Gibbs, Totten
	San Francisco	W, 3-2	H	QF	Gaffney 2, Salladin		Creighton	L, 3-0	H	QF	none
	Indiana	L, 1-3	A	SF	Gaffney 2	2001	Seton Hall	L, 1-0	H	2nd	none
1984	American (2ot)	W, 1-0	H	2nd	none *	2002	William & Mary (2ot)	L, 1-1	H	2nd	Eskandarian
	Clemson	L, 0-1	H	QF	none	2003	Seton Hall	W, 2-0	H	1st	Cristman, Holder
1985	George Mason	L, 0-1	H	1st	none		Wake Forest	W, 2-0	A	2nd	Cristman, Littlefield
1986	Loyola (Md.)	L, 0-1	H	1st	none		Creighton	L, 3-1	H	3rd	Cristman
1987	George Mason	W, 2-0	H	1st	Del Carmen, Platenberg	2004	American	W, 2-1	H	2nd	Freeman, Hall
	Loyola (Md.)	L, 0-1	A	2nd	none		New Mexico +	T, 1-1	H	3rd	Barlow
1988	FDU	W, 1-0	H	2nd	Fallon		Duke	L, 3-0	H	QF	none
	Howard (2ot)	L, 2-3	H	QF	Fallon, J. Agoos	2005	USF ^	T, 4-4	H	2nd	Murphy 2, Vide, Reyerling
1989	Phila. Textile	W, 4-1	H	2nd	Yorks 3, Kelderman		North Carolina	L, 2-1	A	3rd	Reyerling
	South Carolina (2ot)	W, 1-0	H	QF	Kelderman	2006	Bucknell	W, 4-0	H	2nd	Cristman, Colaluca, Holder, Villanueva
	Rutgers	W, 3-0	A	SF	Maessner 2, Kunihiro		California	W, 2-1	H	3rd	Reyerling 2
	Santa Clara (4ot)	T, 1-1	N1	F	Fallon ~		Notre Dame	W, 3-2	H	QF	Cristman 2, Reyerling
1990	Richmond	W, 1-0	H	1st	Crawley		UCLA	L, 4-0	N5	SF	none
	North Carolina	W, 3-1	H	2nd	Kunihiro, Yorks, Kelderman	2007	St. Peter's	W, 3-1	H	1st	Tierney, LaBaux, J. Barlow
	N.C. State (2ot)	L, 1-2	A	QF	J. Agoos %		West Virginia	L, 0-1	A	2nd	none
1991	Hartford (4ot)	W, 2-1	H	2nd	Reyna, Wood	2008	Connecticut	L, 2-0	H	2nd	none
	Yale	W, 2-0	H	QF	Crawley, Reyna	2009	Bucknell	W, 5-0	H	2nd	Bates 3, Jumper, Tchani
	Saint Louis (3ot)	W, 3-2	N2	SF	Crawley 2, Wood		Portland	W, 1-0	H	3rd	Dimas
	Santa Clara (4ot)	T, 0-0	N2	F	none \$		Maryland	W, 3-0	H	QF	Barlow, Bates, Evans
1992	Penn State	W, 4-1	H	2nd	Reyna 2, Bates, own goal		Wake Forest	W, 2-1	N6	SF	Tchani, Ownby
	Dartmouth	W, 3-0	H	QF	Wood 2, Brannan		Akron	W, 0-0	N6	F	none ()
	Duke	W, 3-0	N3	SF	Crawley, Wood, Bates	2010	Old Dominion	L, 0-1	H	1st	none
	San Diego	W, 2-0	N3	F	Friends, Imler	2011	Delaware (2ot)	L, 0-1	H	1st	none
1993	William & Mary	W, 2-1	H	1st	Fisher, Reid	2012	Lafayette	W, 1-0	H	1st	Bates
	Loyola (Md.)	W, 2-1	H	2nd	Wood, Reyna		New Mexico	L, 1-3	A	2nd	Brown
	Wisconsin	W, 3-0	H	QF	Wood 2, Peay	2013	St. John's	W, 2-0	H	2nd	Zinkhan, Bird
	Princeton	W, 3-1	N3	SF	Friends 3		Marquette	W, 3-1	H	3rd	Thomsen, Madison, Wharton
	South Carolina	W, 2-0	N3	F	Friends 2		Connecticut	W, 2-1	H	QF	Zinkhan, Allen
1994	UNC Greensboro	W, 3-0	H	1st	Fitzmaurice, Nix, Fisher		Maryland	L, 1-2	N7	SF	Wharton
	Maryland	W, 2-1	H	2nd	Wood, Friends						
	James Madison	W, 4-1	H	QF	Wood 3, Friends						
	Rutgers	W, 2-1	N3	SF	Silvera, Walsh						
	Indiana	W, 1-0	N3	F	Wood						
1995	Rhode Island	W, 2-1	H	1st	Walsh, Fisher						
	Hartwick	W, 4-0	H	2nd	Shapowal 2, Fisher 2						
	Brown	W, 4-1	H	QF	Fisher 2, Feary, Walsh						
	Duke	L, 2-3	N4	SF	Feary, Leonard						
1996	George Mason	L, 0-1	H	1st	none						
1997	Howard	W, 3-0	H	1st	Olsen, Albright, Leonard						
	Georgetown	W, 5-1	H	2nd	Olsen 2, Leonard, Trout, O'Donnell						
	American (2ot)	W, 2-1	H	QF	West, Albright						
	Saint Louis	W, 3-1	N4	SF	Olsen 2, West						
	UCLA	L, 0-2	N4	F	none						
1998	Rider	W, 3-0	H	1st	Trout, Barnes, Albright						
	South Carolina	W, 1-0	H	2nd	Barnes						
	Stanford	L, 0-3	H	QF	none						

### All-Time NCAA Tournament Record: 56-29-4 (H: 44-18-2; A: 2-7-0; N: 10-4-2)

\* Game was a 0-0 tie, but Virginia was awarded a 1-0 victory after winning 4-2 in the penalty kick shootout.  
 ~ Virginia and Santa Clara declared co-national champions.  
 % Game was a 1-1 tie, but N.C. State was awarded a 2-1 victory after winning 7-6 in the penalty kick shootout.  
 \$ UVA declared national champion after winning 3-1 in the penalty kick shootout.  
 ∞ Game resulted in a loss for Virginia because in 2002, a tie in the NCAA Tournament was to result in a win for the team that advanced on penalty kicks and a loss for the team that did not advance after penalty kicks.  
 + UVA advanced to the quarterfinals after winning the penalty kick shootout, 6-5.  
 ^ UVA advanced to the third round after winning the penalty kick shootout, 7-6.  
 () Game was a 0-0 tie, but Virginia was awarded the victory after winning 3-2 in the penalty kick shootout.  
 Key to neutral sites: N1—New Brunswick, N.J.; N2—Tampa, Fla.; N3—Davidson, N.C.; N4—Richmond, Va.; N5—St. Louis, Mo.; N6—Cary, N.C.; N7—Chester, Pa.

2009 NCAA Champions



# ALL-TIME RESULTS

## 1941 (0-9)

Sept. 27	Towson State	A	L, 1-3
Oct. 4	Navy	A	L, 0-11
Oct. 8	Maryland	A	L, 0-12
Oct. 18	Loyola, Md.	H	L, 3-7
Oct. 24	High Point	A	L, 0-9
Oct. 25	Davidson	A	L, 4-6
Oct. 31	Davidson	H	L, 1-3
Nov. 4	High Point	H	L, 1-3
Nov. 7	Johns Hopkins	A	L, 0-3

## 1942 (4-2-1)

Oct. 17	Davidson	H	W, 5-1
Oct. 23	Bridgewater	A	L, 0-1
Oct. 30	Davidson	A	W, 2-0
Oct. 31	High Point	A	T, 3-3
Nov. 7	Loyola, Md.	A	W, 3-2
Nov. 13	Bridgewater	H	L, 0-1
Nov. 20	Johns Hopkins	A	W, 2-1 (ot)

## 1946 (1-3-1)

Oct. 19	North Carolina	A	L, 0-3
Oct. 25	Duke	A	L, 0-6
Nov. 1	Loyola, Md.	A	L, 0-4
Nov. 8	North Carolina	H	W, 3-1
Nov. 13	Duke	H	T, 1-1

## 1947 (2-7-2)

Oct. 10	Duke	A	T, 3-3
Oct. 17	Roanoke	N1	W, 5-1
Oct. 23	Washington & Lee	HT, 1-1 (2 ot)	
Oct. 25	Maryland	H	L, 0-3
Oct. 31	North Carolina	H	L, 0-1
Nov. 5	Washington & Lee	A	L, 0-2
Nov. 8	Frostburg Teachers	H	L, 2-3
Nov. 13	Duke	H	L, 1-2
Nov. 17	Baltimore	A	L, 0-2
Nov. 21	North Carolina	A	L, 0-2
Nov. 26	Loyola, Md.	H	W, 2-1

## 1948 (3-7-1)

Oct. 1	Washington & Lee	H	L, 0-1
Oct. 8	Roanoke	A	W, 4-1
Oct. 11	Washington & Lee	A	L, 1-2
Oct. 16	Baltimore	HT, 0-0 (2 ot)	
Oct. 22	North Carolina	A	L, 0-3
Oct. 27	High Point	H	L, 0-2
Nov. 8	Frostburg Teachers	A	L, 0-5
Nov. 10	Roanoke	H	W, 1-0
Nov. 12	Duke	H	L, 1-3
Nov. 17	Maryland	A	L, 0-5
Nov. 22	Richmond Profes. Inst.	A	W, 6-0

## 1949 (5-5)

Sept. 30	Duke	A	L, 0-2
Oct. 6	Washington & Lee	H	W, 3-1
Oct. 10	Richmond Profes. Inst.	A	W, 9-0
Oct. 14	Maryland	H	L, 1-10
Oct. 22	Richmond Profes. Inst.	H	W, 3-1
Oct. 24	Roanoke	A	L, 0-1
Oct. 28	North Carolina	H	L, 0-1
Nov. 3	Washington & Lee	A	W, 1-0
Nov. 12	Frostburg Teachers	H	W, 1-0
Nov. 21	N.C. State	A	L, 1-2

## 1950 (4-5-1)

Oct. 6	Frostburg Teachers	H	L, 1-6
Oct. 9	Roanoke	H	W, 3-0
Oct. 12	Washington & Lee	H	T, 1-1
Oct. 20	Maryland	A	L, 1-3
Oct. 25	N.C. State	H	W, 5-4
Oct. 27	North Carolina	A	L, 1-2
Nov. 2	Richmond Profes. Inst.	H	W, 7-0
Nov. 10	Duke	H	L, 2-3
Nov. 15	Washington & Lee	A	L, 2-3
Nov. 20	Richmond Profes. Inst.	A	W, 3-1

## 1951 (1-5-2)

Oct. 9	Duke	A	L, 2-5
Oct. 12	Roanoke	A	W, 8-3
Oct. 18	Washington & Lee	A	L, 1-2
Oct. 25	North Carolina	H	L, 1-2 (ot)
Nov. 1	Towson State	A	L, 0-2
Nov. 3	Frostburg Teachers	H	T, 2-2
Nov. 8	N.C. State	A T, 1-1 (2 ot)	
Nov. 15	Washington & Lee	H	L, 1-4

## 1952 (5-2-2)

Oct. 3	Roanoke	A	W, 7-0
Oct. 7	Washington & Lee	H	W, 2-0
Oct. 17	Duke	H	L, 0-4
Oct. 22	North Carolina	A	L, 2-3
Oct. 25	Towson State	H	T, 0-0
Oct. 29	Roanoke	A	W, 2-1 (ot)
Nov. 7	N.C. State	H	W, 3-1
Nov. 14	Washington & Lee	A	W, 5-3
Nov. 19	Cherry Point Marines	H	T, 2-2

## 1953 (4-4-1)

Oct. 2	Roanoke	H	L, 0-1
Oct. 9	Washington College	HT, 3-3 (2 ot)	
Oct. 15	Washington & Lee	A	W, 5-0
Oct. 23	North Carolina	H	L, 2-3
Oct. 27	Roanoke	H	L, 1-2
Oct. 29	Towson State	A	W, 2-1
Nov. 6	N.C. State	A	L, 1-2
Nov. 11	Washington & Lee	H	W, 6-1
Nov. 18	Duke	A	W, 2-0

## 1954 (2-4-2, 1-1-2 ACC)

Oct. 1	Roanoke	H	W, 2-0
Oct. 9	Duke	H	W, 4-0
Oct. 13	Towson State	H	L, 2-3
Oct. 25	Washington & Lee	A	L, 1-3
Nov. 8	N.C. State	A T, 1-1 (2 ot)	
Nov. 9	North Carolina	A T, 1-1 (2 ot)	
Nov. 12	Washington & Lee	H	L, 1-4
Nov. 19	Maryland	H	L, 0-7

## 1955 (3-5-2, 1-2-1 ACC)

Sept. 28	Lynchburg	H	W, 3-1
Oct. 4	Roanoke	A	W, 2-0
Oct. 17	North Carolina	HT, 1-1 (2 ot)	
Oct. 25	Washington & Lee	HT, 3-3 (2 ot)	
Oct. 28	Duke	A	L, 1-3
Nov. 4	Baltimore	A	L, 0-3
Nov. 9	Towson State	A	L, 0-1
Nov. 12	N.C. State	H	W, 3-1
Nov. 18	Maryland	A	L, 0-3
Nov. 22	Washington & Lee	A	L, 1-2

## 1956 (6-3, 3-1 ACC)

Oct. 2	Lynchburg	A	W, 7-1
Oct. 9	Washington & Lee	A	W, 4-1
Oct. 20	Navy	H	L, 1-3
Oct. 26	Duke	H	W, 2-0
Oct. 30	Frostburg Teachers	H	W, 4-1
Nov. 2	Baltimore	A	L, 3-4
Nov. 7	N.C. State	A	W, 4-1
Nov. 8	North Carolina	A	W, 2-0
Nov. 13	Maryland	H	L, 0-2

## 1957 (5-2-1, 2-1-1 ACC)

Oct. 1	Lynchburg	H	L, 1-3
Oct. 9	VMI	H	W, 8-2
Oct. 18	Duke	A	W, 1-0
Oct. 25	Maryland	A	L, 0-2
Nov. 2	N.C. State	H	W, 2-0
Nov. 9	Georgetown	H	W, 3-0
Nov. 13	North Carolina	H	T, 4-4 (ot)
Nov. 18	Washington & Lee	H	W, 2-0

## 1958 (5-4, 1-3 ACC)

Oct. 1	Lynchburg	A	L, 3-4 (ot)
Oct. 10	VMI	H	W, 5-4
Oct. 14	Randolph-Macon	H	W, 8-1
Oct. 17	North Carolina	A	L, 2-3
Oct. 18	N.C. State	A	L, 3-4
Oct. 24	Duke	H	W, 7-3
Oct. 28	Maryland	H	L, 1-2
Oct. 31	Georgetown	H	W, 5-2
Nov. 13	Washington & Lee	A	W, 2-0

## 1959 (3-4-2, 2-2 ACC)

Oct. 2	Lynchburg	H	L, 2-4
Oct. 16	North Carolina	H	L, 2-3
Oct. 19	N.C. State	H	W, 2-1
Oct. 21	Navy	A	L, 1-2 (ot)
Oct. 30	Maryland	A	L, 1-5
Oct. 31	Georgetown	A T, 1-1 (2 ot)	
Nov. 6	VMI	H	W, 4-0
Nov. 13	Duke	A	W, 3-2
Nov. 17	Washington & Lee	H	T, 0-0 (ot)

## 1960 (3-7, 1-3 ACC)

Oct. 1	Lynchburg	A	L, 1-2
Oct. 7	Maryland	H	L, 1-4 (ot)
Oct. 14	North Carolina	A	L, 0-3
Oct. 20	Fort Lee	A	W, 6-4
Oct. 28	Duke	H	L, 0-4
Nov. 5	N.C. State	A	W, 2-1
Nov. 9	Washington & Lee	A	L, 0-4
Nov. 11	Georgetown	H	L, 1-2
Nov. 18	Virginia Tech	N2	W, 2-1
Nov. 19	Lynchburg	A2	L, 0-4

## 1961 (9-3, 1-3 ACC)

Oct. 3	Lynchburg	H	W, 3-0
Oct. 6	Maryland	A	L, 0-3
Oct. 10	N.C. State	H	W, 7-2
Oct. 13	Virginia Tech	H	W, 9-0
Oct. 20	Georgetown	A	W, 7-2
Oct. 28	Fort Bragg	H	W, 3-1
Nov. 6	Duke	A	L, 1-3
Nov. 9	North Carolina	H	L, 1-2
Nov. 10	Randolph-Macon	A	W, 3-0
Nov. 14	Washington & Lee	H	W, 5-4
Nov. 17	Virginia Tech @	N3	W, 7-4
Nov. 18	Lynchburg @	A	W, 2-1

## 1962 (5-4-1, 1-3 ACC)

Sept. 28	Navy	A	L, 1-4
Oct. 8	N.C. State	A	W, 6-2
Oct. 12	Georgetown	H	W, 4-1
Oct. 17	Duke	H	L, 1-4
Oct. 22	North Carolina	A	L, 1-2
Oct. 26	Maryland	HL, 2-3 (2 ot)	
Nov. 2	Lynchburg	A	T, 0-0 (ot)
Nov. 13	Washington & Lee	A	W, 8-2
Nov. 16	Randolph-Macon @	H	W, 5-0
Nov. 17	Lynchburg @	H	W, 3-2



1948 Virginia Men's Soccer Team

**1963 (7-2-1, 2-1-1 ACC)**

Sept. 27	Navy	A	L, 0-5
Oct. 8	Lynchburg	A	W, 3-2
Oct. 11	Randolph-Macon	H	W, 5-1
Oct. 15	N.C. State	H	W, 3-2
Oct. 23	Maryland	A	L, 2-7
Oct. 29	North Carolina	H	T, 2-2 (ot)
Nov. 6	Duke	A	W, 3-2
Nov. 12	Washington & Lee	H	W, 3-1
Nov. 15	Roanoke @	H	W, 3-0
Nov. 16	Lynchburg @	H	W, 1-0

**1964 (4-5-2, 0-4 ACC)**

Sept. 20	Virginia Tech	A	W, 5-0
Oct. 2	Roanoke	H	W, 3-2
Oct. 7	Lynchburg	A	L, 0-2
Oct. 13	Randolph-Macon	A	W, 2-1
Oct. 19	N.C. State	A	L, 1-4
Oct. 22	Maryland	H	L, 0-2
Oct. 29	North Carolina	A	L, 1-2
Nov. 4	Duke	H	L, 0-2
Nov. 10	Washington & Lee	A	W, 3-1
Nov. 14	Lynchburg @	A	T, 1-1 (ot)
Nov. 14	Washington & Lee @	N3	T, 2-2 (ot)

**1965 (3-6-1, 2-2 ACC)**

Oct. 5	Virginia Tech	H	L, 0-2
Oct. 12	Randolph-Macon	H	W, 2-1
Oct. 14	Roanoke	A	T, 0-0
Oct. 20	Lynchburg	H	L, 1-2
Oct. 22	Duke	A	W, 4-3
Oct. 27	North Carolina	H	L, 0-1
Nov. 2	N.C. State	H	W, 6-0
Nov. 5	Maryland	A	L, 0-2
Nov. 9	Washington & Lee	H	L, 0-1
Nov. 12	Randolph-Macon @	N4	L, 0-1

**1966 (0-10, 0-4 ACC)**

Oct. 4	Virginia Tech	A	L, 0-1
Oct. 7	Eastern Mennonite	H	L, 1-3
Oct. 11	Randolph-Macon	A	L, 2-6
Oct. 18	Lynchburg	A	L, 0-3
Oct. 24	Roanoke	H	L, 4-6
Oct. 27	N.C. State	A	L, 2-5
Oct. 28	North Carolina	A	L, 0-4
Nov. 3	Duke	H	L, 1-3
Nov. 8	Washington & Lee	A	L, 0-3
Nov. 10	Maryland	H	L, 1-5

**1967 (3-9, 0-4 ACC)**

Sept. 26	Eastern Mennonite	A	W, 5-1
Oct. 2	Virginia Tech	H	W, 2-1
Oct. 5	Lynchburg	H	L, 0-4
Oct. 9	Maryland	A	L, 0-4
Oct. 12	Randolph-Macon	H	L, 0-3
Oct. 20	Duke	A	L, 1-2
Oct. 21	Roanoke	N1	L, 0-1
Oct. 27	N.C. State	H	L, 2-4
Oct. 31	North Carolina	H	L, 2-3
Nov. 7	Washington & Lee	H	L, 2-4
Nov. 10	Eastern Mennonite @	N5	L, 4-5
Nov. 11	VMI @	A	W, 4-0

**1968 (4-5-1, 1-3-1 ACC)**

Oct. 2	Virginia Tech	A	W, 2-1
Oct. 4	Eastern Mennonite	H	L, 2-4
Oct. 7	Randolph-Macon	H	W, 4-1
Oct. 9	VMI	A	W, 2-0
Oct. 15	William & Mary	A	L, 1-2
Oct. 18	Duke	H	W, 8-2
Oct. 22	Clemson	H	T, 2-2 (ot)
Oct. 24	N.C. State	A	L, 1-2
Oct. 25	North Carolina	A	L, 0-3
Oct. 29	Maryland	H	L, 0-5

**1969 (9-1-2, 4-0-1) ACC CHAMPIONS**

Oct. 1	VMI	H	W, 5-0
Oct. 5	Clemson	H	W, 1-0 (ot)
Oct. 10	Washington & Lee	A	W, 2-1 (ot)
Oct. 15	William & Mary	H	W, 2-0
Oct. 17	Duke	A	W, 2-0
Oct. 20	Randolph-Macon	H	W, 2-1
Oct. 23	N.C. State	H	W, 5-1
Oct. 24	North Carolina	H	W, 1-0
Oct. 28	Maryland	A	T, 2-2
Oct. 30	Virginia Tech	H	W, 2-0
Nov. 17	Maryland \$	A	L, 0-5
Nov. 19	Roanoke @	H	T, 0-0

**1970 (8-2-1, 3-1 ACC) ACC CHAMPIONS**

Oct. 1	VMI	A	W, 4-0
Oct. 3	Hampden-Sydney	H	W, 8-0
Oct. 7	William & Mary	A	T, 2-2 (ot)
Oct. 11	Washington & Lee	H	W, 7-0
Oct. 13	North Carolina	A	W, 1-0
Oct. 18	Maryland	H	L, 2-3
Oct. 20	Randolph-Macon	A	L, 0-1
Oct. 23	Duke	H	W, 2-1
Oct. 26	Virginia Tech	A	W, 3-2
Nov. 1	Clemson	A	W, 2-1
Nov. 14	William & Mary @	H	W, 2-1

**1971 (7-5-1, 1-3-1 ACC)**

Sept. 26	Roanoke	H	W, 5-1
Oct. 1	Old Dominion	H	W, 11-0
Oct. 5	VMI	H	W, 3-0
Oct. 10	Clemson	H	L, 1-5
Oct. 13	Maryland	A	W, 2-1
Oct. 18	North Carolina	H	L, 0-1
Oct. 22	Duke	A	L, 1-2
Oct. 27	William & Mary	H	W, 6-1
Oct. 30	Virginia Tech	H	W, 4-1
Nov. 2	Hampden-Sydney	A	W, 3-0
Nov. 6	Navy	A	L, 0-1 (ot)
Nov. 10	N.C. State	H	T, 0-0 (ot)
Nov. 13	Lynchburg @	A	L, 0-1 (ot)

**1972 (8-3-3, 1-2-2 ACC)**

Sept. 27	George Mason	A	W, 2-1
Oct. 3	North Carolina	A	W, 2-0
Oct. 10	Randolph-Macon	A	T, 2-2
Oct. 15	Maryland	H	T, 1-1
Oct. 25	Duke	H	L, 0-1
Oct. 29	Clemson	A	L, 1-4
Nov. 1	William & Mary	A	W, 2-0
Nov. 4	Hampden-Sydney	H	W, 3-0
Nov. 6	Virginia Wesleyan	A	W, 7-0
Nov. 7	Old Dominion	A	W, 4-0
Nov. 11	N.C. State	H	T, 1-1
Nov. 13	Randolph-Macon @	H	W, 3-1
Nov. 15	James Madison @	H	L, 0-1
Nov. 18	Navy	H	W, 2-1 (ot)

**1973 (6-7, 1-4 ACC)**

Sept. 26	George Mason	H	W, 3-2
Sept. 28	Old Dominion	H	W, 4-1
Oct. 5	Maryland	A	L, 1-3
Oct. 9	Randolph-Macon	A	L, 0-2
Oct. 14	N.C. State	A	L, 1-3
Oct. 16	Duke	A	W, 2-0
Oct. 22	North Carolina	H	L, 0-1
Oct. 25	Hampden-Sydney	A	W, 4-3
Oct. 31	William & Mary	H	W, 4-1
Nov. 3	Navy	A	L, 1-3
Nov. 6	Virginia Wesleyan	H	W, 3-0
Nov. 9	Clemson	H	L, 0-5
Nov. 13	George Mason @	N6	L, 1-3

**1974 (5-4-3, 3-2 ACC)**

Oct. 1	George Mason	A	L, 0-2
Oct. 4	Maryland	H	L, 0-1
Oct. 7	Randolph-Macon	H	T, 3-3
Oct. 13	Clemson	A	L, 0-4
Oct. 15	North Carolina	A	W, 2-0
Oct. 18	Duke	H	W, 2-0
Oct. 23	Old Dominion	A	W, 4-3
Oct. 24	Virginia Wesleyan	A	T, 1-1
Oct. 30	William & Mary	A	T, 1-1
Nov. 2	Navy	H	L, 2-3
Nov. 5	Hampden-Sydney	H	W, 4-1
Nov. 8	N.C. State	H	W, 4-0

**1975 (5-8, 0-5 ACC)**

Sept. 19	Davidson	H	W, 3-1
Sept. 25	Washington & Lee	H	W, 5-0
Oct. 3	Baltimore	H	L, 0-1
Oct. 7	George Mason	H	W, 1-0 (forf.)
Oct. 12	Virginia Tech	H	W, 2-1
Oct. 17	Duke	A	L, 2-3
Oct. 21	North Carolina	A	L, 2-4
Oct. 25	Maryland	A	L, 1-6
Oct. 29	Randolph-Macon	A	L, 0-4
Nov. 2	N.C. State	A	L, 1-2
Nov. 4	Hampden-Sydney	A	W, 3-0
Nov. 7	Clemson	H	L, 0-2
Nov. 14	Navy	A	L, 1-2

**1976 (8-6-2, 2-2-1 ACC)**

Sept. 11	Adelphi	N7	L, 1-3
Sept. 12	Old Dominion	N7	W, 2-1
Sept. 17	James Madison	N8	L, 2-5
Sept. 18	Rollins	N8	L, 2-3 (ot)
Sept. 26	Hampden-Sydney	H	W, 2-0
Oct. 2	Richmond	H	W, 10-0
Oct. 6	Washington & Lee	A	W, 4-0
Oct. 9	Randolph-Macon	H	L, 0-1
Oct. 12	North Carolina	A	L, 1-2
Oct. 15	Duke	H	W, 3-1
Oct. 19	George Mason	A	T, 0-0
Oct. 23	Maryland	H	T, 2-2
Oct. 30	N.C. State	H	W, 3-0
Nov. 5	Clemson	A	L, 0-3
Nov. 6	Davidson	A	W, 6-1
Nov. 13	Navy	H	W, 2-1

**1977 (12-6-1, 2-3 ACC)**

Sept. 17	Old Dominion	N9	T, 2-2
Sept. 18	William & Mary	A9	L, 0-1
Sept. 21	VMI	H	W, 6-0
Sept. 27	Hampden-Sydney	A	W, 5-1
Oct. 1	Alumni	H	W, 5-1
Oct. 5	Lynchburg	H	W, 1-0
Oct. 8	Virginia Tech	A	W, 3-0
Oct. 11	North Carolina	H	L, 0-1
Oct. 15	Pfeiffer	H	L, 2-3 (ot)
Oct. 18	James Madison	A	W, 1-0
Oct. 22	Maryland	A	L, 2-4
Oct. 25	Duke	A	W, 1-0
Oct. 28	Washington & Lee	H	W, 4-0
Oct. 30	N.C. State	A	W, 1-0
Nov. 4	Clemson	H	L, 0-2
Nov. 6	Davidson	H	W, 7-2
Nov. 8	Washington & Lee	A	W, 3-0
Nov. 12	Navy	A	L, 0-1
Nov. 16	William & Mary @	H	W, 2-1

**1978 (9-2-2, 3-2 ACC)**

Sept. 16	Alumni	H	W, 4-0
Sept. 20	VMI	A	W, 6-0
Sept. 23	St. Mary's, Md.	H	W, 3-1
Sept. 26	Hampden-Sydney	H	W, 3-1
Sept. 30	North Carolina	A	L, 0-1
Oct. 7	Lynchburg	A	T, 1-1 (ot)
Oct. 15	Duke	H	W, 4-2 (ot)
Oct. 21	Virginia Tech	H	W, 1-0
Oct. 25	James Madison	H	T, 1-1 (ot)
Oct. 29	N.C. State	H	W, 1-0
Nov. 3	Clemson	A	L, 0-2
Nov. 4	Davidson	A	W, 2-0
Nov. 11	Maryland	H	W, 3-1

**1979 (12-4-1, 3-1-1 ACC)**

Sept. 9	Guilford	H	W, 3-0
Sept. 12	Hampden-Sydney	A	W, 2-0
Sept. 15	Maryland	A	W, 1-0
Sept. 19	Baltimore	H	W, 2-1 (ot)
Sept. 24	VMI	H	W, 3-0
Sept. 28	Cornell	N10	W, 1-0
Sept. 29	Old Dominion	A10	L, 0-1
Oct. 6	Duke	A	W, 2-1
Oct. 13	William & Mary	H	W, 2-1
Oct. 17	North Carolina	H	T, 1-1 (ot)
Oct. 20	Towson State	H	W, 1-0
Oct. 24	James Madison	A	L, 1-2
Oct. 27	N.C. State	A	W, 2-1
Oct. 30	Virginia Tech	A	W, 3-1
Nov. 2	Clemson	H	L, 0-2
Nov. 7	Lynchburg	H	W, 2-0
Nov. 20	American \$	H	L, 0-1

**1980 (8-9-1, 2-3-1 ACC)**

Sept. 3	Hampden-Sydney	H	W, 5-1
Sept. 7	Davis & Elkins	H	W, 3-0
Sept. 12	Maryland	H	W, 2-1
Sept. 14	Lynchburg	A	L, 1-2
Sept. 17	VMI	A	W, 6-1
Sept. 21	Wake Forest	A	W, 3-1
Sept. 27	West Virginia	N9	W, 2-1
Sept. 28	William & Mary	A9	L, 0-3
Oct. 4	James Madison	H	L, 0-1
Oct. 12	Akron	H	L, 0-1
Oct. 15	North Carolina	A	L, 0-2
Oct. 18	Connecticut (1)	A	L, 0-4
Oct. 21	Virginia Tech	H	W, 3-0
Oct. 25	N.C. State	H	L, 1-3
Oct. 29	Baltimore	A	W, 2-1
Nov. 1	Duke (14)	H	T, 2-2 (ot)
Nov. 9	Clemson	A	L, 0-4
Nov. 16	Old Dominion @	A	L, 0-2

**1981 (10-6-2, 2-4 ACC)**

Sept. 9	VMI	H	W, 5-0
Sept. 12	Maryland	A	W, 1-0
Sept. 17	VCU	H	T, 1-1 (ot)
Sept. 20	Wake Forest	H	L, 1-2
Sept. 27	North Carolina	H	W, 3-2 (ot)
Oct. 3	Marquette	N11	W, 2-0
Oct. 4	Akron	A11	L, 1-2
Oct. 7	James Madison	A	W, 4-0
Oct. 13	Old Dominion	H	W, 2-0
Oct. 16	Virginia Tech	A	W, 4-0
Oct. 20	Richmond	H	W, 11-0
Oct. 24	N.C. State (9)	A	L, 0-3
Oct. 31	Duke (3)	A	L, 2-3
Nov. 6	Clemson (2)	H	L, 0-2 (ot)
Nov. 9	Washington & Lee	H	W, 6-0
Nov. 13	George Mason @!	H	T, 1-1 (ot)
Nov. 15	William & Mary @	H	W, 3-2
Nov. 22	West Virginia \$	H	L, 1-2

**1982 (16-2-2, 3-1-2 ACC)**

Sept. 5	Pittsburgh	H	W, 3-0
Sept. 7	VMI	A	W, 9-1
Sept. 12	Alabama A & M (10)	H	W, 4-0
Sept. 15	(3) VCU	H	W, 8-0
Sept. 19	(3) Wake Forest	A	W, 2-0
Sept. 22	(4) Lynchburg	H	W, 2-0
Sept. 25	(4) Maryland	H	W, 2-1
Sept. 29	(3) James Madison	A	W, 2-0
Oct. 3	(3) North Carolina (15)	A	T, 0-0 (ot)
Oct. 6	(4) Randolph-Macon	A	W, 1-0
Oct. 12	(4) Old Dominion	A	W, 2-1
Oct. 15	(4) Virginia Tech	H	W, 2-1
Oct. 20	(4) George Washington	H	W, 5-0
Oct. 24	(4) N.C. State	H	W, 2-1
Oct. 31	(4) Duke (2)	H	T, 2-2 (ot)
Nov. 5	(4) Clemson (6)	A	L, 0-1
Nov. 9	(8) Radford	H	W, 7-1
Nov. 12	(8) William & Mary @ N12	H	W, 1-0
Nov. 14	(8) George Mason (3) @	A	W, 3-2
Nov. 21	(5) George Mason (7) \$	H	L, 0-1

**1983 (16-5, 5-1 ACC)****ACC CHAMPIONS**

Sept. 1	(8) UNC Wilmington	H	W, 4-0
Sept. 4	(8) Long Island (4)	H	L, 1-3
Sept. 9	(8) California	N13	L, 0-3
Sept. 10	(8) San Francisco (3)	A13	L, 1-2
Sept. 14	(8) VMI	H	W, 7-0
Sept. 18	(8) Wake Forest	H	W, 3-1
Sept. 21	VCU	A	W, 5-0
Sept. 25	Maryland	A	W, 4-1
Sept. 29	(17) Averett	H	W, 3-0
Oct. 2	(17) North Carolina	H	W, 2-0
Oct. 5	(16) Randolph-Macon	H	W, 2-0
Oct. 11	(18) Old Dominion	H	W, 6-0
Oct. 14	(18) James Madison	A	W, 2-1
Oct. 19	(16) Virginia Tech	A	W, 6-0
Oct. 22	(16) N.C. State	A	W, 2-1
Oct. 30	(14) Duke (1)	A	L, 0-1
Nov. 4	(17) Clemson (3)	H	W, 2-1 (ot)
Nov. 8	(13) Radford	H	W, 5-0
Nov. 20	(10) William & Mary	\$H	W, 2-1
Nov. 27	(5) San Francisco (8)	\$ H	W, 3-2
Dec. 4	(3) Indiana (2)	\$ A	L, 1-3

**1984 (19-3-1, 6-0 ACC)****ACC CHAMPIONS**

Sept. 1	(6) Ohio State	H	W, 4-1	
Sept. 4	(6) UNC Greensboro	H	W, 1-0 (ot)	
Sept. 8	(6) Indiana (1)	A14	L, 0-1	
Sept. 9	(6) UCLA (4)	N14	L, 1-2	
Sept. 12	VMI	A	W, 10-0	
Sept. 16	Wake Forest	A	W, 2-0	
Sept. 19	(11) VCU	H	W, 8-1	
Sept. 22	(11) Maryland	H	W, 8-1	
Sept. 26	(8) Radford	A	W, 5-0	
Sept. 30	(8) North Carolina (13)	A	W, 3-2	
Oct. 2	(11) Longwood	H	W, 4-0	
Oct. 5	(11) Old Dominion	A	W, 1-0 (ot)	
Oct. 10	(11) Virginia Tech	H	W, 7-0	
Oct. 14	(11) N.C. State (9)	H	W, 1-0	
Oct. 17	(8) James Madison	H	W, 3-0	
Oct. 21	(8) E. Dickinson (7)	A	T, 1-1 (ot)	
Oct. 27	(8) Duke (17)	H	W, 4-2	
Nov. 2	(5) Clemson	A	W, 2-0	
Nov. 6	(4) Richmond	H	W, 6-0	
Nov. 9	(4) Old Dominion @	H	W, 2-1	
Nov. 11	(4) George Mason @	H	W, 2-0	
Nov. 25	(3) American (18)	\$!	H	W, 1-0
Dec. 2	(3) Clemson (9)	\$	H	L, 0-1

**1985 (15-4-1, 4-1-1 ACC)**

Sept. 1	(2) Notre Dame	H	W, 3-0	
Sept. 6	(2) West Virginia	H15	W, 3-0	
Sept. 7	(2) George Washington	H15	W, 4-1	
Sept. 11	(2) VMI	H	W, 7-0	
Sept. 15	(2) Wake Forest	H	W, 2-0	
Sept. 18	(1) Cal Santa Barbara	H	W, 2-0	
Sept. 22	(1) Maryland	A	W, 2-0	
Sept. 29	(1) North Carolina	H	W, 3-1	
Oct. 1	(1) Radford	H	W, 5-0	
Oct. 4	(1) Tampa	A16	W, 1-0	
Oct. 5	(1) South Florida	N16	W, 3-2	
Oct. 9	(1) Virginia Tech	A	W, 3-0	
Oct. 12	(1) N.C. State (8)	A	T, 2-2 (ot)	
Oct. 16	(2) Old Dominion	H	L, 0-1	
Oct. 20	(2) Fairleigh Dickinson	H	W, 2-1	
Oct. 23	(3) James Madison	A	W, 4-0	
Oct. 27	(3) Duke (16)	A	L, 0-1	
Nov. 1	(7) Clemson (1)	H	W, 2-0	
Nov. 9	(5) George Mason (17)	A	L, 2-3	
Nov. 17	(10) Geo. Mason (14)	\$	H	L, 0-1

**1986 (17-2-2, 6-0 ACC)****ACC CHAMPIONS**

Aug. 31	(11) Davis & Elkins	H	W, 2-1	
Sept. 5	(11) UNLV (12)	N14	L, 1-2	
Sept. 6	(11) Indiana (8)	A14	T, 1-1 (ot)	
Sept. 10	(13) Old Dominion	A	T, 1-1 (ot)	
Sept. 14	(13) Wake Forest	A	W, 3-1	
Sept. 17	(11) Appalachian State	H	W, 3-1	
Sept. 21	(11) Maryland (16)	H	W, 1-0	
Sept. 24	(9) Radford	A	W, 1-0	
Sept. 28	(9) North Carolina	A	W, 4-1	
Oct. 3	(6) Richmond	H15	W, 3-0	
Oct. 4	(6) Cornell	H15	W, 2-0	
Oct. 7	(5) James Madison	H	W, 4-0	
Oct. 12	(5) N.C. State (6)	H	W, 4-0	
Oct. 17	(5) Princeton	N17	W, 2-0	
Oct. 19	(5) Rutgers	A17	W, 4-1	
Oct. 22	(3) Liberty	H	W, 2-0	
Oct. 26	(3) Duke (5)	H	W, 4-0	
Nov. 2	(3) Clemson	A	W, 1-0	
Nov. 5	(2) Virginia Tech	H	W, 5-0	
Nov. 9	(2) George Mason (20)	H	W, 3-0	
Nov. 16	(2) Loyola, Md. (13)	\$	H	L, 0-1

**1987 (17-3-2, 5-0-1 ACC)**

Sept. 2	(6) Coastal Carolina	H	W, 3-2	
Sept. 4	(6) Wake Forest	H15	W, 3-0	
Sept. 5	(6) Adelphi	H15	W, 1-0	
Sept. 8	(6) Old Dominion	H	W, 1-0	
Sept. 11	(6) Oneonta State	A18	W, 1-0	
Sept. 12	(6) Boston Univ. (19)	N18	W, 1-0	
Sept. 16	(4) Catawba	H	W, 6-0	
Sept. 20	(4) Maryland (20)	A	W, 1-0	
Sept. 23	(2) Radford	H	W, 7-0	
Sept. 27	(2) North Carolina (3)	H	W, 2-0	
Sept. 30	(1) James Madison	A	W, 1-0	
Oct. 4	(1) Long Island	H	W, 2-1	
Oct. 7	(1) Richmond	A	W, 4-1	
Oct. 11	(1) N.C. State (14)	A	W, 2-0	
Oct. 16	(1) So. Methodist (19)	A19	L, 0-1	
Oct. 18	(1) Saint Louis	N19	T, 1-1 (ot)	
Oct. 23	(3) Duke (4)	A	T, 0-0 (ot)	
Oct. 27	(3) Liberty	H	W, 1-0	
Nov. 1	(3) Clemson (10)	H	W, 1-0	
Nov. 6	(3) North Carolina (13)	#N20	L, 0-3	
Nov. 15	(3) George Mason (13)	\$H	W, 2-0	
Nov. 22	(3) Loyola, Md. (12)	\$	A	L, 0-1

**1988 (18-1-3, 5-0-1 ACC)****ACC CHAMPIONS**

Sept. 2	(6) Illinois State	H15	W, 2-0	
Sept. 4	(6) William & Mary	H15	W, 1-0	
Sept. 9	(6) UCLA (18)	N21	W, 3-0	
Sept. 10	(6) UNLV	A21	T, 2-2 (ot)	
Sept. 14	(2) VCU	H	W, 2-0	
Sept. 18	(2) Maryland	H	W, 2-1	
Sept. 21	(2) Radford	H	W, 3-0	
Sept. 25	(2) Wake Forest (14)	A	T, 0-0 (ot)	
Sept. 28	(2) James Madison	H	W, 2-0	
Oct. 2	(2) North Carolina	A	W, 2-0	
Oct. 5	(1) Richmond	H	W, 4-0	
Oct. 9	(1) N.C. State (4)	H	W, 2-0	
Oct. 12	(1) Towson State	H	W, 3-0	
Oct. 15	(1) George Mason (12)	A	W, 3-0	
Oct. 19	(1) UMBC	H	W, 3-2 (ot)	
Oct. 22	(1) Duke (6)	H	W, 1-0	
Oct. 25	(1) Liberty	A	W, 1-0 (ot)	
Oct. 30	(1) Clemson (19)	A	W, 1-0	
Nov. 4	(1) N.C. State (14)	#	N22	T, 0-0 (ot)
Nov. 6	(1) North Carolina #	N22	W, 2-1	
Nov. 20	(1) Fairleigh Dickinson	\$	H	W, 1-0
Nov. 27	(1) Howard (6)	\$	H	L, 2-3 (ot)

**1989 (21-2-2, 5-0-1 ACC)****NCAA CO-CHAMPIONS**

Sept. 2	(1) Indiana (2)	A14	W, 1-0	
Sept. 3	(1) Notre Dame	N14	W, 3-0	
Sept. 5	(1) Longwood	H	W, 3-1	
Sept. 8	(1) UNC Charlotte	H15	W, 2-0	
Sept. 10	(1) Charleston	H15	W, 6-0	
Sept. 13	(1) VCU	A	W, 10-0	
Sept. 17	(1) Maryland	A	W, 4-1	
Sept. 20	(1) Pennsylvania	H	W, 2-0	
Sept. 24	(1) Wake Forest (13)	H	W, 1-0	
Sept. 27	(1) James Madison	A	W, 2-1 (ot)	
Oct. 1	(1) North Carolina (11)	H	W, 3-0	
Oct. 4	(1) Richmond	A	L, 0-1	
Oct. 8	(1) N.C. State	A	W, 4-0	
Oct. 11	(1) Towson State	H	W, 2-0	
Oct. 14	(1) San Francisco	N23	W, 1-0	
Oct. 15	(1) Stanford	A23	W, 2-1 (ot)	
Oct. 18	(1) George Mason	H	W, 1-0	
Oct. 21	(1) Duke (16)	A	T, 2-2 (ot)	
Oct. 25	(1) Virginia Tech	H	W, 3-1 (ot)	
Oct. 29	(1) Clemson (18)	H	W, 4-2 (ot)	
Nov. 3	(1) Duke (14)	#	A	L, 0-1
Nov. 19	(2) Phila. Textile (13)	\$	H	W, 4-1
Nov. 26	(2) South Carolina (4)	\$	H	W, 1-0 (ot)
Dec. 2	(2) Rutgers (7)	\$	A	W, 3-0
Dec. 3	(2) Santa Clara (1)	\$	N24	T, 1-1 (ot)

**1990 (12-6-6, 3-2-1 ACC)**

Aug. 28	(2) Radford	H	W, 3-1	
Aug. 31	(2) Army	H15	W, 4-0	
Sept. 2	(2) South Carolina (5)	H15	T, 1-1 (ot)	
Sept. 7	(3) Saint Louis (16)	N14	T, 1-1 (ot)	
Sept. 8	(3) Indiana (18)	A14	L, 1-2	
Sept. 12	(7) VCU	H	W, 8-0	
Sept. 16	(7) Maryland	H	L, 0-1	
Sept. 23	(15) Wake Forest	A	W, 1-0	
Sept. 26	(13) James Madison	H	W, 2-0	
Sept. 30	(13) North Carolina (7)	A	W, 2-0	
Oct. 3	(9) Richmond	H	T, 0-0 (ot)	
Oct. 6	(9) N.C. State (3)	H	W, 3-2 (ot)	
Oct. 13	(6) Rutgers (11)	A17	W, 1-0	
Oct. 14	(6) Princeton	N17	L, 1-2	
Oct. 17	(7) George Mason (18)	A	T, 1-1 (ot)	
Oct. 21	(7) Duke (17)	H	L, 0-2 (ot)	
Oct. 24	(15) Virginia Tech	A	W, 4-0	
Oct. 28	(15) Clemson (1)	A	T, 1-1 (ot)	
Nov. 1	(14) # Carolina (11)	#	N20	W, 3-0
Nov. 2	(14) Wake Forest #!	N20	T, 0-0 (ot)	
Nov. 3	(14) N.C. State (13)	#	N20	L, 1-2
Nov. 11	(8) Richmond	\$	H	W, 1-0
Nov. 18	(8) North Carolina (13)	\$	H	W, 3-1
Nov. 25	(8) N.C. State (2)	\$ &	A	L, 1-2 (ot)

**1991 (19-1-2, 5-1 ACC)****NCAA CHAMPIONS****ACC CHAMPIONS**

Sept. 7	(3) Creighton	H15	T, 3-3 (ot)	
Sept. 8	(3) Rutgers	H15	W, 2-1 (ot)	
Sept. 15	(3) Maryland	A	W, 3-0	
Sept. 18	(1) Virginia Tech	H	W, 3-1	
Sept. 22	(1) Wake Forest (14)	H	L, 0-2	
Sept. 25	(6) James Madison	A	W, 2-0	
Sept. 29	(6) North Carolina (4)	H	W, 1-0	
Oct. 5	(4) N.C. State (8)	A	W, 4-3	
Oct. 9	(4) William & Mary (20)	H	W, 2-1	
Oct. 12	(4) American	A	W, 2-0	
Oct. 15	(3) Richmond	A	W, 3-2	
Oct. 20	(3) Duke (10)	A	W, 5-2 (ot)	
Oct. 23	(1) Liberty	H	W, 4-0	
Oct. 27	(1) Clemson (18)	H	W, 2-1	
Oct. 30	(1) Mount St. Mary's	H	W, 6-0	
Nov. 3	(1) George Mason	H	W, 2-1	
Nov. 8	(1) North Carolina (13)	#	A	W, 1-0
Nov. 10	(1) Wake Forest (8)	#	N25	W, 3-1
Nov. 24	(1) Hartford	\$	H	W, 2-1 (ot)
Dec. 1	(1) Yale	\$	H	W, 2-0
Dec. 6	(1) Saint Louis (3)	\$	N26	W, 3-2 (ot)
Dec. 8	(1) Santa Clara (2)	\$!	N26	T, 0-0 (ot)

**1992 (21-2-1, 5-1 ACC)****NCAA CHAMPIONS****ACC CHAMPIONS**

Sept. 5	(1) Penn State	H15	W, 4-0	
Sept. 7	(1) Seton Hall (15)	H15	W, 4-1	
Sept. 9	(1) UMBC	H	W, 2-0	
Sept. 13	(1) Maryland	H	W, 5-1	
Sept. 16	(1) Virginia Tech	A	W, 3-0	
Sept. 20	(1) Wake Forest (16)	A	W, 3-2 (ot)	
Sept. 23	(1) James Madison (8)	H	W, 3-0	
Sept. 27	(1) North Carolina	A	W, 6-3	
Sept. 30	(1) Richmond	H	W, 4-1	
Oct. 4	(1) N.C. State (10)	H	W, 3-2 (ot)	
Oct. 7	(1) Towson State	H	W, 3-0	
Oct. 11	(1) Clemson (4)	A	W, 3-2 (ot)	
Oct. 16	(1) Pennsylvania	H27	W, 3-0	
Oct. 18	(1) Princeton	H27	W, 2-0	
Oct. 21	(1) William & Mary (16)	A	T, 0-0 (ot)	
Oct. 25	(1) Duke (2)	H	L, 1-2	
Oct. 28	(2) Liberty	H	W, 3-1	
Oct. 31	(2) George Mason	A	L, 0-2	
Nov. 6	(4) North Carolina #	A	W, 2-0	
Nov. 8	(4) Clemson #	N25	W, 4-2	
Nov. 22	(1) Penn State	\$	H	W, 4-1
Nov. 29	(1) Dartmouth	\$	H	W, 3-0
Dec. 4	(1) Duke (3)	\$	N28	W, 3-0
Dec. 6	(1) San Diego (16)	\$	N28	W, 2-0

**1993 (22-3, 4-2 ACC)****NCAA CHAMPIONS****ACC CHAMPIONS**

Sept. 4	(1) Florida Int'l	H15	W, 3-1 (ot)	
Sept. 5	(1) Connecticut	H15	W, 5-1	
Sept. 8	(1) American	H	W, 4-1	
Sept. 12	(1) Maryland	A	W, 1-0	
Sept. 15	(1) Virginia Tech	H	W, 6-1	
Sept. 19	(1) Wake Forest (10)	H	W, 1-0	
Sept. 22	(1) Georgetown	H	W, 4-1	
Sept. 26	(1) North Carolina (19)	H	W, 3-2	
Sept. 29	(1) Richmond	A	W, 2-0	
Oct. 3	(1) N.C. State	A	W, 3-1	
Oct. 6	(1) West Virginia	H	W, 5-0	
Oct. 10	(1) Clemson (14)	H	L, 1-2	
Oct. 15	(3) Cornell	H27	W, 4-0	
Oct. 17	(3) Brown	H27	L, 0-2	
Oct. 20	(7) Radford	H	W, 2-0	
Oct. 24	(7) Duke (6)	A	L, 0-1	
Oct. 30	(8) George Mason	H	W, 3-1	
Nov. 4	(7) Wake Forest #	N25	W, 4-0	
Nov. 5	(7) Duke (3)	#	N25	W, 1-0
Nov. 7	(7) Clemson (6)	#	N25	W, 2-1
Nov. 14	(3) William & Mary	\$	H	W, 2-1
Nov. 21	(3) Loyola, Md. (16)	\$	H	W, 2-1
Nov. 28	(3) Wisconsin (19)	\$	H	W, 3-0
Dec. 3	(3) Princeton (17)	\$	N28	W, 3-1
Dec. 5	(3) South Carolina (13)	\$	N28	W, 2-0

**1994 (22-3-1, 4-2 ACC)****NCAA CHAMPIONS****ACC CHAMPIONS**

Sept. 3	(1) Boston University	H15	L, 2-3
Sept. 4	(1) St. John's (11)	H15	W, 2-0
Sept. 7	(1) American	A	W, 4-1
Sept. 11	(1) Maryland	H	W, 4-2
Sept. 14	(1) Virginia Tech	A	W, 8-2
Sept. 18	(1) Wake Forest	A	W, 3-2
Sept. 21	(1) George Washington	H	W, 7-0

Nov. 11	(4) Clemson #1	A	T, 2-2 (ot)
Nov. 13	(4) Duke (7) #	N22	W, 1-0
Nov. 20	(4) UNC Greensboro	\$H	W, 3-0
Nov. 27	(4) Maryland \$	H	W, 2-1
Dec. 4	(4) James Madison (10)	\$H	W, 4-1
Dec. 9	(4) Rutgers \$	N28	W, 2-1
Dec. 11	(4) Indiana (1) \$	N28	W, 1-0

**1995 (21-1-2, 4-0-2 ACC)  
ACC CHAMPIONS**

Sept. 3	(1) UNLV	H15	W, 3-0
Sept. 4	(1) Boston College	H15	W, 3-2
Sept. 10	(1) Maryland (5)	A	T, 2-2 (ot)
Sept. 13	(1) Virginia Tech	H	W, 7-1
Sept. 17	(1) Wake Forest	H	W, 4-1
Sept. 20	(1) Liberty	H	W, 2-1
Sept. 24	(1) North Carolina (6)	H	W, 7-1
Sept. 27	(1) Richmond	A	W, 2-1
Oct. 1	(1) N.C. State	A	W, 4-0
Oct. 6	(1) San Francisco	A	W, 4-1
Oct. 8	(1) St. Mary's, Calif.	A	W, 3-2 (ot)
Oct. 11	(1) Navy	H	W, 7-5
Oct. 15	(1) Clemson (4)	H	W, 2-1 (ot)
Oct. 18	(1) UMBC	H	W, 3-0
Oct. 22	(1) Duke (9)	A	T, 3-3 (ot)
Oct. 25	(1) Robert Morris	H	W, 3-0
Oct. 29	(1) American	H	W, 5-1
Nov. 4	(1) George Mason	H	W, 2-1
Nov. 10	(1) Duke (11) #	A	W, 4-1
Nov. 12	(1) Clemson (6) #	N20	W, 1-0
Nov. 19	(1) Rhode Island (10)	\$H	W, 2-1
Nov. 26	(1) Hartwick \$	H	W, 4-0
Dec. 3	(1) Brown (18) \$	H	W, 4-1
Dec. 8	(1) Duke (11) \$	N29	L, 2-3

**1996 (16-3-3, 4-0-2 ACC)**

Aug. 31	(1) Old Dominion	H	W, 4-0
Sept. 6	(1) Cal St. Fullerton (17)	H15	T, 2-2 (ot)
Sept. 8	(1) Saint Louis (5)	H15W	2-1 (ot)
Sept. 11	(2) VMI	H	W, 7-0
Sept. 15	(2) Maryland	H	T, 1-1 (ot)
Sept. 18	(3) Virginia Tech	A	W, 3-0
Sept. 22	(3) Wake Forest	A	W, 2-0
Sept. 25	(2) Richmond	H	W, 3-0
Sept. 29	(2) North Carolina	A	T, 3-3 (ot)
Oct. 2	(1) Liberty	H	W, 2-1
Oct. 6	(1) N.C. State	H	W, 5-0
Oct. 11	(1) Cornell (19)	H30	W, 5-0
Oct. 13	(1) Princeton	H30	W, 3-0
Oct. 16	(1) Marshall	H	W, 3-1
Oct. 20	(1) Clemson	A	W, 3-2 (ot)
Oct. 26	(1) Duke (9)	H	W, 6-1
Oct. 30	(1) Georgetown	H	W, 6-0
Nov. 2	(1) VCU	H	W, 2-0
Nov. 9	(1) George Mason	A	L, 0-3
Nov. 15	(1) Duke #	H	W, 3-2 (ot)
Nov. 17	(1) Maryland #	H	L, 0-2
Nov. 24	(3) George Mason (15)	\$H	L, 0-1

**1997 (19-4-3, 3-1-2 ACC)  
ACC CHAMPIONS**

Aug. 30	(4) American	A	L, 1-3
Sept. 5	(15) Akron	H15	W, 5-1
Sept. 7	(15) Fla. International (3)	H15	T, 1-1 (ot)
Sept. 10	(11) Central Connecticut	H	W, 4-0
Sept. 13	(11) Maryland (2)	A	T, 0-0 (ot)
Sept. 17	(8) Virginia Tech (14)	H	W, 3-1
Sept. 21	(8) Wake Forest	H	W, 3-1
Sept. 24	(6) VCU (18)	H	W, 2-1
Sept. 28	(6) North Carolina	H	W, 2-1 (ot)
Oct. 1	(4) Liberty	H	W, 5-2
Oct. 5	(4) N.C. State (6)	A	L, 1-2 (ot)
Oct. 8	(11) Georgetown	A	W, 1-0
Oct. 11	(11) Seton Hall	A	W, 3-2
Oct. 19	(6) Clemson (20)	H	T, 1-1 (ot)
Oct. 25	(6) Duke (3)	A	W, 2-0
Oct. 29	(4) Mount St. Mary's	H	W, 3-0
Nov. 1	(4) Old Dominion	A	L, 0-1
Nov. 7	(8) George Mason	H	W, 3-1
Nov. 13	(8) North Carolina #	N31	W, 4-0
Nov. 14	(8) Wake Forest #	N31	W, 2-1
Nov. 16	(8) Maryland (11) #	N31	W, 2-0
Nov. 23	(6) Howard \$	H	W, 3-0
Nov. 30	(6) Georgetown \$	H	W, 5-1
Dec. 6	(6) American (8) \$	H	W, 2-1 (ot)
Dec. 12	(6) Saint Louis (12) \$	N29	W, 3-1
Dec. 14	(6) UCLA (2) \$	N29	L, 0-2

**1998 (16-4-3, 4-1-1 ACC)**

Sept. 4	(4) San Diego	N32	W, 1-0
Sept. 6	(4) Cal State Fullerton	N32	T, 1-1 (ot)
Sept. 9	(7) Lehigh	H	W, 2-1 (ot)
Sept. 12	(7) Maryland (17)	H	W, 4-1
Sept. 16	(6) Virginia Tech	A	W, 3-0
Sept. 19	(6) Wake Forest	A	T, 2-2 (ot)
Sept. 23	(6) Marshall	H	W, 4-0
Sept. 27	(6) North Carolina	A	W, 2-0
Sept. 30	(6) Buffalo	H	W, 5-1
Oct. 3	(6) N.C. State	H	W, 4-0
Oct. 9	(5) American	H15	L, 1-2
Oct. 11	(5) Adelphi	H15	W, 3-0
Oct. 18	(10) Clemson (4)	A	L, 0-2
Oct. 25	(11) Duke (3)	H	W, 3-2
Oct. 28	(5) Fairleigh Dickinson	H	W, 2-1 (ot)
Oct. 31	(5) VCU (20)	H	W, 3-2
Nov. 3	(4) William & Mary	N33	T, 0-0 (ot)
Nov. 7	(4) Ohio State	H	W, 1-0
Nov. 12	(5) N.C. State #	N34W	4-0 (ot)
Nov. 13	(5) Duke (4) #	N34	L, 1-3 (ot)
Nov. 22	(5) Rider \$	H	W, 3-0
Nov. 29	(5) South Carolina (6)	\$H	W, 1-0
Dec. 6	(5) Stanford (9) \$	H	L, 0-3

**1999 (14-9-1, 1-4-1 ACC)**

Sept. 3	(6) Seton Hall	N36W	4-3 (ot)
Sept. 5	(6) Gonzaga	N36	L, 2-3
Sept. 8	(17) Appalachian State	H	W, 8-1
Sept. 12	(17) Maryland (4)	A	L, 0-1
Sept. 15	(17) Mount St. Mary's	H	W, 3-0
Sept. 19	(17) Wake Forest	H	T, 1-1
Sept. 22	(17) Virginia Tech	H	W, 2-1
Sept. 25	(17) North Carolina (18)	H	W, 2-1
Sept. 29	(13) American	H	W, 2-0
Oct. 3	(13) N.C. State	A	L, 1-2
Oct. 6	William & Mary	H	L, 0-1
Oct. 9	VCU (7)	A	W, 2-0
Oct. 16	(18) Clemson	H	L, 1-2
Oct. 20	Marshall	H	W, 3-0
Oct. 24	Duke (7)	A	L, 0-3
Oct. 29	Cal-State Fullerton	N35	W, 2-1
Oct. 31	UCLA (2)	N35	L, 0-2
Nov. 5	Ohio State	H	W, 1-0
Nov. 11	Michigan (5) #	N34	W, 2-0
Nov. 12	Wake Forest (9) #	N34	W, 2-1
Nov. 14	Duke (2) #	N34	L, 1-2 (ot)
Nov. 21	Princeton \$	H	W, 2-1 (ot)
Nov. 28	Brown (17) \$	H	W, 3-1
Dec. 4	UCLA (4) \$	H	L, 0-2

**2000 (17-6-1, 5-1-0 ACC)**

Sept. 1	(3) South Florida	N36	W, 3-2
Sept. 3	(3) Jacksonville	N36	W, 7-1
Sept. 8	(1) South Carolina	N37	L, 1-2
Sept. 10	(1) Indiana	N37	L, 1-2
Sept. 13	(11) Northeastern	H	W, 4-1
Sept. 16	(11) Wake Forest (5)	A	W, 2-0
Sept. 20	(8) VCU	H	W, 1-0 (ot)
Sept. 24	(8) North Carolina (10)	A	W, 3-1
Sept. 27	(7) William & Mary	N33	L, 2-3 (ot)
Oct. 1	(7) N.C. State	H	W, 6-1
Oct. 4	(13) James Madison (17)	H	W, 3-2 (2ot)
Oct. 6	(13) Fairfield	H	T, 2-2 (2ot)
Oct. 15	(15) Clemson (9)	A	W, 3-2
Oct. 18	(10) Elon	H	W, 3-1
Oct. 21	(10) Duke	H	L, 2-3
Oct. 25	(12) American	H	W, 4-1
Oct. 29	(12) Providence	H	W, 2-0
Nov. 3	(10) Maryland	H	W, 2-0
Nov. 9	(9) N.C. State #	N34	W, 1-0
Nov. 10	(9) Duke (6) #	N34	W, 3-0
Nov. 12	(9) North Carolina (2) #	N34	L, 0-1 (ot)
Nov. 19	(6) Lehigh \$	H	W, 5-0
Nov. 26	(6) St. John's (16) \$	H	W, 2-1
Dec. 2	(6) Creighton (7) \$	H	L, 0-3

**2001 (17-2-1, 6-0-0 ACC)**

Aug. 31	(3) Liberty	N36	W, 2-1
Sept. 2	(3) UCLA (7)	N36	T, 2-2 (ot)
Sept. 7	(3) American	N37	W, 4-2
Sept. 9	(3) Creighton (11)	N37	W, 3-2
Sept. 17	(2) Wake Forest	H	W, 1-0
Sept. 22	(2) North Carolina (13)	H	W, 2-0
Sept. 26	(2) William & Mary	H	W, 1-0
Sept. 30	(2) N.C. State	A	W, 2-0
Oct. 2	(2) Temple	H	W, 4-0
Oct. 6	(2) VCU	A	W, 1-0
Oct. 13	(2) Clemson (11)	H	W, 2-0
Oct. 17	(2) Mercer	H	W, 2-1
Oct. 20	(2) Duke	A	W, 1-0 (ot)
Oct. 24	(2) East Carolina	H	W, 2-0
Oct. 30	(2) UNC-Greensboro	H	W, 7-1
Nov. 4	(2) Maryland	A	W, 3-0
Nov. 9	(2) James Madison	H	W, 2-1
Nov. 16	(2) Wake Forest (9) #	N22W	1-0 (ot)
Nov. 18	(2) Clemson (8) #	N22	L, 0-1
Nov. 25	(2) Seton Hall \$	H	L, 0-1

**2002 (15-7-0, 3-3-0 ACC)**

Aug. 30	(2) Kentucky (25)	N36	W, 3-2
Sept. 1	(2) Rhode Island	N36	W, 2-1
Sept. 2	(1) VCU	N37	W, 4-1
Sept. 8	(1) Penn State	N37	L, 2-4
Sept. 14	(6) Wake Forest (13)	A	L, 1-2
Sept. 21	(9) North Carolina (16)	A	L, 1-2
Sept. 25	(18) William & Mary	N38	L, 0-1
Sept. 28	(18) N.C. State	H	W, 4-0
Oct. 2	Marshall	H	W, 3-0
Oct. 4	Hartwick	H	W, 5-0
Oct. 13	Clemson (4)	A	L, 2-3 (ot)
Oct. 16	Liberty	H	W, 5-2
Oct. 20	Duke (18)	H	W, 3-1
Oct. 23	(21) Old Dominion	H	W, 3-2
Oct. 26	(21) American	H	W, 2-1
Nov. 1	(20) Maryland (5)	H	W, 1-0
Nov. 5	(11) Pittsburgh	H	W, 2-0
Nov. 8	(11) Temple	H	W, 6-0
Nov. 14	(11) Duke #	N39	W, 4-1
Nov. 15	(11) Wake Forest (1) #	N39	W, 1-0
Nov. 17	(11) Maryland (10) #	N39	L, 0-3
Nov. 27	(9) William & Mary \$ & H	L	1-1 (ot)

1997 Virginia Men's Soccer Team



**2003 (11-10-2, 3-3-0 ACC)****ACC CHAMPIONS**

Aug. 29	(19) Seton Hall	N36	L, 0-1
Aug. 31	(19) Saint Louis (13)	N36	L, 2-3 (ot)
Sept. 5	American	N37	W, 1-0
Sept. 7	UCLA (1)	N37	L, 0-4
Sept. 13	Wake Forest (3)	H	W, 2-1
Sept. 17	(17) Mount St. Mary's	H	W, 1-0
Sept. 21	(17) North Carolina (4)	H	W, 1-0
Sept. 24	(7) William & Mary	H	L, 2-3 (ot)
Sept. 28	N.C. State	A	L, 0-1
Oct. 4	Alabama A&M	H	W, 4-1
Oct. 11	Clemson	H	W, 3-2
Oct. 15	(25) West Virginia	H	W, 2-1
Oct. 17	(25) Duke	A	L, 1-3
Oct. 24	Liberty	H	W, 2-1
Oct. 28	UNC-Greensboro	A	L, 0-1
Oct. 31	Maryland (3)	A	L, 0-1
Nov. 7	VCU (12)	H	L, 1-2
Nov. 12	Clemson #!	N39	T, 0-0 (ot)
Nov. 14	Wake Forest (3) #	N39	W, 1-0
Nov. 16	Maryland (2) #!	N39	T, 1-1 (ot)
Nov. 21	(22) Seton Hall \$	H	W, 2-0
Nov. 26	(22) Wake Forest (4) \$	A	W, 2-0
Nov. 30	(22) Creighton \$	H	L, 1-3

**2004 (18-5-1, 4-3-0 ACC)****ACC CHAMPIONS**

Sept. 3	(11) Marshall	N36	W, 3-0
Sept. 5	(11) Long Island	N36	W, 2-0
Sept. 10	(11) Cincinnati	N40	W, 1-0
Sept. 12	(11) Saint Louis (8)	N40	L, 1-2
Sept. 17	(20) Wake Forest (2)	A	W, 2-1
Sept. 21	(12) Manhattan	H	W, 4-1
Sept. 26	(12) North Carolina	A	L, 1-2
Sept. 29	(22) UMBC	H	W, 3-1
Oct. 2	(22) N.C. State	H	W, 2-1
Oct. 6	(17) Liberty	H	W, 3-0
Oct. 9	(17) Davidson	H	W, 4-1
Oct. 12	(15) Saint Francis (N.Y.)	H	W, 3-1
Oct. 17	(15) Clemson	A	W, 2-0
Oct. 20	(8) Longwood	H	W, 1-0 (ot)
Oct. 23	(8) Duke (13)	H	W, 3-2 (ot)
Oct. 27	(7) Old Dominion (24)	H	W, 4-1
Oct. 30	(7) Virginia Tech	A	L, 1-2
Nov. 5	(9) Maryland (12)	H	L, 1-2
Nov. 10	(11) Duke (14) #	N39	W, 3-1
Nov. 12	(11) Wake Forest (8) #	N39	W, 2-1
Nov. 14	(11) Maryland (5) #	N39	W, 2-1
Nov. 24	(4) American \$	H	W, 2-1
Nov. 27	(4) New Mexico (1) \$!	H	T, 1-1 (ot)
Dec. 4	(4) Duke (17) \$	H	L, 0-3

**2005 (12-5-3, 6-2-0 ACC)**

Sept. 2	(11) UC Riverside	N41	W, 2-0
Sept. 4	(11) UC Santa Barbara (9)	A	T, 0-0 (ot)
Sept. 10	(11) Charlotte	H	W, 2-0
Sept. 14	(11) Longwood	H	W, 4-0
Sept. 17	(20) NC State	H	W, 2-0
Sept. 21	(12) Old Dominion (18)	A	L, 0-3
Sept. 24	(12) Boston College	A	W, 4-3
Sept. 28	(22) Mount St. Mary's	H	W, 4-0
Oct. 1	(22) North Carolina (2)	H	W, 2-0
Oct. 5	(17) Monmouth	H	T, 2-2 (ot)
Oct. 7	(17) Clemson	A	W, 1-0 (2ot)
Oct. 12	(15) Saint Francis (NY)	H	W, 2-1
Oct. 16	(15) Duke (10)	H	W, 1-0
Oct. 19	(8) Maryland (8)	A	L, 0-3
Oct. 22	(8) Liberty	H	W, 2-0
Oct. 29	(7) Virginia Tech (12)	H	L, 1-2 (ot)
Nov. 4	(9) Wake Forest	A	W, 2-1 (ot)
Nov. 9	(11) Clemson #	N39	L, 1-4
Nov. 22	(11) South Florida \$	H	T, 4-4 (ot)
Nov. 27	(11) N. Carolina (2) \$	A	L, 1-2

**2006 (12-5-3, 6-2-0 ACC)**

Aug. 25	(3) Davidson	H36	W, 2-0
Aug. 27	(3) UC Santa Barbara (21)	H36	W, 1-0
Sept. 2	(3) George Mason	H	W, 2-0
Sept. 4	(3) UCLA (10)	H	W, 1-0
Sept. 9	(3) NC State	A	W, 2-1

Sept. 12	(2) St. Francis (Pa.)	H	W, 2-1 (ot)
Sept. 15	(2) Boston College	H	W, 3-2 (ot)
Sept. 19	(2) West Virginia (8)	H	W, 2-1 (ot)
Sept. 22	(1) North Carolina (8)	A	L, 1-2
Sept. 27	(5) American	H	W, 2-1
Sept. 30	(5) Clemson (2)	H	W, 1-0
Oct. 3	(3) Liberty	H	W, 1-0
Oct. 6	(3) Duke (6)	A	L, 1-2
Oct. 11	(4) Maryland (2)	H	W, 3-0
Oct. 20	(2) Virginia Tech (19)	A	W, 3-1
Oct. 27	(2) Wake Forest (3)	H	L, 1-2
Nov. 1	(3) Clemson (6) #	N42	W, 2-0
Nov. 3	(3) Wake Forest (2) # &	N42	T, 1-1 (3ot)
Nov. 15	(3) Bucknell \$	H	W, 4-0
Nov. 18	(3) California (11) \$	H	W, 2-1
Nov. 24	(3) Notre Dame (12) \$	H	W, 3-2
Dec. 2	(3) UCLA (22) \$	N43	L, 0-4

**2007 (12-8-2, 1-5-2 ACC)**

Aug. 31	(5) Columbia	H	W, 5-0
Sept. 2	(5) Richmond	H	W, 2-0
Sept. 7	(3) SMU (9)	A19	L, 1-5
Sept. 9	(3) Tulsa	N19	W, 2-0
Sept. 16	(6) St. John's	H	W, 1-0 (ot)
Sept. 19	(3) Campbell	H	W, 2-1
Sept. 22	(3) NC State	A	T, 2-2 (2ot)
Sept. 25	(4) Mount St. Mary's	H	W, 3-0
Sept. 28	(4) Virginia Tech (16)	H	T, 1-1 (2ot)
Oct. 6	(4) North Carolina	H	W, 2-1
Oct. 12	(4) Clemson	A	L, 1-2
Oct. 16	(7) Florida Atlantic	H	W, 4-2
Oct. 20	(7) Boston College (9)	H	L, 1-2
Oct. 23	(10) Liberty	H	W, 3-0
Oct. 26	(13) Duke (23)	H	L, 1-2
Oct. 30	(14) Mercer	H	W, 4-0
Nov. 3	(14) Maryland (25)	A	L, 1-4
Nov. 9	(21) Wake Forest (2)	A	L, 1-3
Nov. 13	(25) NC State #	N39	W, 4-1
Nov. 14	(25) Boston College (6) #	N39	L, 0-1
Nov. 23	(25) St. Peter's \$	H	W, 3-1
Nov. 28	(25) West Virginia (18) \$	A	L, 0-1

**2008 (11-9-1, 4-4-0 ACC)**

Aug. 29	(18) St. John's	H	L, 0-1
Aug. 31	(18) SMU (14)	H	L, 1-3
Sept. 5	George Mason	A	W, 3-2 (2ot)
Sept. 7	Hofstra	H	W, 4-2
Sept. 13	VCU	A	L, 1-3
Sept. 19	NC State	H	W, 5-0
Sept. 23	CCSU	H	W, 4-0
Sept. 26	Virginia Tech	A	W, 2-1
Oct. 3	North Carolina (12)	A	W, 1-0
Oct. 7	(18) Liberty	H	W, 3-0
Oct. 10	(18) Clemson	H	W, 1-0
Oct. 17	(14) Boston College	A	L, 0-1
Oct. 21	(19) Longwood	H	T, 2-2 (2ot)
Oct. 25	(19) Duke	A	L, 0-1 (ot)
Oct. 28	American	H	W, 4-2
Oct. 31	Maryland (4)	H	L, 1-2
Nov. 7	Wake Forest (1)	H	L, 0-2
Nov. 12	Duke (23) #	N39	W, 4-2
Nov. 14	Wake Forest (1) #	N39	W, 3-2
Nov. 16	Maryland (4) #	N39	L, 0-1
Nov. 25	(19) Connecticut (22) \$	H	L, 0-2

**2009 (19-3-3, 4-3-1 ACC)****NCAA CHAMPIONS****ACC CHAMPIONS**

Sept. 4	(22) Portland	A	W, 3-0
Sept. 6	(22) Washington	N44	W, 2-1 (ot)
Sept. 11	(16) Duke (19)	H	L, 0-1 (2ot)
Sept. 15	(20) Mount St. Mary's	H	W, 1-0
Sept. 18	(20) Wake Forest (2)	A	W, 1-0
Sept. 22	(11) George Washington	H	W, 2-1 (ot)
Sept. 26	(11) Clemson	H	L, 0-1
Sept. 29	(12) VCU	H	W, 1-0 (2ot)
Oct. 2	(12) North Carolina (5)	A	L, 0-1 (2ot)
Oct. 7	(13) Longwood	H	W, 2-0
Oct. 13	(11) Liberty	H	T, 1-1 (2ot)
Oct. 17	(11) Virginia Tech	A	W, 3-1

Oct. 20	(12) Howard	H	W, 2-0
Oct. 25	(12) Boston College	H	W, 2-0
Oct. 31	(10) Maryland (6)	A	T, 0-0 (2ot)
Nov. 3	(7) American	H	W, 3-0
Nov. 7	(7) NC State (18)	H	W, 1-0
Nov. 11	(6) Maryland (5) #	N39	W, 1-0
Nov. 13	(6) Wake Forest (3) #!	N39	T, 0-0 (2ot)
Nov. 15	(6) NC State (20) #	N39	W, 1-0
Nov. 22	(2) Bucknell \$	H	W, 5-0
Nov. 29	(2) Portland \$	H	W, 1-0
Dec. 4	(2) Maryland (13) \$	H	W, 3-0
Dec. 11	(2) Wake Forest (3) \$	N39	W, 2-1 (ot)
Dec. 13	(2) Akron (1) \$!	N39	W, 0-0

**2010 (11-6-3, 2-4-2 ACC)**

Sept. 3	(2) UAB	H	W, 2-1
Sept. 5	(2) St. John's (17)	H	W, 5-0
Sept. 11	(2) Duke (7)	A	T, 2-2 (2ot)
Sept. 14	(2) Marist	H	W, 2-0
Sept. 18	(2) Wake Forest (12)	H	L, 0-1
Sept. 21	(5) American	H	W, 2-0
Sept. 25	(5) Clemson	A	W, 1-0
Sept. 28	(3) Longwood	H	W, 2-0
Oct. 1	(3) North Carolina (2)	H	L, 0-1
Oct. 5	(4) Liberty	H	W, 2-1
Oct. 9	(4) Alabama A&M	H	W, 10-0
Oct. 12	(3) James Madison	H	T, 0-0 (2ot)
Oct. 15	(3) Virginia Tech	H	W, 2-1 (ot)
Oct. 22	(3) Boston College (15)	A	T, 1-1 (2ot)
Oct. 29	(5) Maryland (3)	H	L, 0-2
Nov. 2	(10) Campbell	H	W, 4-1
Nov. 6	(10) NC State	A	L, 0-2
Nov. 10	(13) Wake Forest #	N39	W, 1-0
Nov. 12	(13) Maryland (3) #	N39	L, 0-2
Nov. 18	(18) Old Dominion \$	H	L, 0-1

**2011 (12-8-1, 4-3-1 ACC)**

Aug. 26	(17) West Virginia (11)	N42	L, 0-1
Aug. 29	Richmond (11)	H	W, 7-1
Sept. 2	Cincinnati (16)	N44	W, 1-0
Sept. 4	Wisconsin (16)	N44	W, 4-2
Sept. 9	(25) Duke (12)	A	W, 1-0
Sept. 13	Liberty (10)	H	L, 0-2
Sept. 16	(19) Charlotte (10)	H	L, 1-2 (ot)
Sept. 20	Radford	H	W, 4-3
Sept. 23	North Carolina (4)	H	L, 0-3
Sept. 30	Clemson	A	W, 2-0
Oct. 7	(2) Maryland (23)	H	W, 2-1
Oct. 11	Navy (18)	H	W, 2-0
Oct. 14	Wake Forest (18)	A	L, 3-4
Oct. 18	Howard (21)	H	W, 2-0
Oct. 21	Virginia Tech (21)	A	T, 0-0
Oct. 25	American (25)	H	W, 2-0
Oct. 29	(13) Boston College (25)	H	L, 1-2
Nov. 3	NC State	H	W, 4-1
Nov. 8	Wake Forest (24) #	H	W, 4-3 (2ot)
Nov. 11	(2) North Carolina (24) #	N39	L, 0-1 (ot)
Nov. 17	(23) Delaware (22) \$	H	L, 0-1 (2ot)

**2012 (10-7-4, 3-4-1 ACC)**

Aug. 24	Georgetown	N42	L, 1-2 (ot)
Aug. 31	California (22)	H	W, 2-1
Sept. 2	UCLA (11)	H	L, 0-1 (ot)
Sept. 7	Duke	H	W, 1-0
Sept. 11	Mount St. Mary's	H	W, 6-1
Sept. 14	Xavier (19)	H	T, 1-1 (2ot)
Sept. 18	Drexel	H	W, 2-0
Sept. 21	North Carolina (8)	A	L, 0-1
Sept. 25	VCU	A	W, 1-0 (2ot)
Oct. 28	Clemson	H	L, 0-2
Oct. 5	Maryland (1)	A	L, 0-1
Oct. 9	High Point (23)	H	W, 2-1
Oct. 12	Wake Forest (15)	H	L, 1-4
Oct. 16	Wright State	H	W, 3-2
Oct. 19	Virginia Tech	H	W, 3-2 (ot)
Oct. 26	Boston College (22)	A	T, 0-0 (2ot)
Nov. 1	NC State	A	W, 2-1 (2ot)
Nov. 6	Wake Forest (13) #	A	T, 2-2 (2ot)
Nov. 9	North Carolina (3) # &	N42	T, 0-0 (2ot)
Nov. 15	Lafayette \$	H	W, 1-0

Nov. 18	New Mexico (9) \$	A	L, 1-3
---------	-------------------	---	--------

**2013 (13-6-5, 4-3-4 ACC)**

Aug. 30	(20) Louisville (10)	H	L, 1-2
Sept. 2	(20) St. John's (19)	H	W, 2-0
Sept. 6	(21) Clemson	A	L, 0-2
Sept. 13	Wake Forest (15)	A	L, 2-3
Sept. 17	George Mason (23)	H	W, 3-0
Sept. 20	NC State	H	T, 3-3 (2ot)
Sept. 24	Providence	H	W, 4-0
Sept. 28	Syracuse (24)	A	W, 2-0
Oct. 1	VCU (23)	H	W, 2-1 (2ot)
Oct. 4	Pittsburgh	H	W, 5-0
Oct. 8	(23) Duke	A	T, 0-0 (2ot)
Oct. 11	(23) Maryland (5)	H	T, 3-3 (2ot)
Oct. 18	(19) Virginia Tech	A	T, 1-1 (2ot)
Oct. 26	(23) Notre Dame (2)	A	W, 2-0
Oct. 29	(11) UNC Greensboro	H	W, 2-1 (ot)
Nov. 1	(11) N. Carolina (23)	H	L, 0-1
Nov. 8	(12) Boston College	H	W, 1-0 (ot)
Nov. 12	(12) Wake Forest (9) #	A	W, 1-0 (ot)
Nov. 15	(12) Notre Dame (1) #!	N42	T, 3-3 (2ot)
Nov. 17	(12) Maryland (4) #	N42	L, 0-1
Nov. 24	(8) St. John's \$	H	W, 2-0
Dec. 1	(8) Marquette (9) \$	H	W, 3-1
Dec. 6	(8) Connecticut (6) \$	H	W, 2-0
Dec. 13	(8) Maryland (4) \$	N45	L, 0-1

**Legend**

- 1 — at Salem, Va.
- 2 — at Lynchburg Tournament, Lynchburg, Va.
- 3 — at Lynchburg, Va.
- 4 — at Roanoke, Va.
- 5 — at Lexington, Va.
- 6 — at Harrisonburg, Va.
- 7 — at Loyola Tournament, Towson, Md.
- 8 — at UMBC Tournament, Catonsville, Md.
- 9 — at William & Mary Classic, Williamsburg, Va.
- 10 — at Old Dominion Classic, Norfolk, Va.
- 11 — at Akron Tournament, Akron, Ohio
- 12 — at Fairfax, Va.
- 13 — at USF Tournament, San Francisco, Calif.
- 14 — at adidas/Met Life Classic, Bloomington, Ind.
- 15 — Coca-Cola Classic, Charlottesville, Va.
- 16 — at McDonald's Classic, Tampa, Fla.
- 17 — at Met Life Classic, New Brunswick, N.J.
- 18 — at Mayor's Cup XII, Oneonta, N.Y.
- 19 — at SMU Soccer Classic, Dallas, Texas
- 20 — at Durham, N.C.
- 21 — at adidas Ethel M Classic, Las Vegas, Nev.
- 22 — at Clemson, S.C.
- 23 — at Pacific West Classic, Stanford, Calif.
- 24 — at New Brunswick, N.J.
- 25 — at Chapel Hill, N.C.
- 26 — at Tampa, Fla.
- 27 — Lanzera/Sheraton Classic, Charlottesville, Va.
- 28 — at Davidson, N.C.
- 29 — at Richmond, Va.
- 30 — adidas Invitational, Charlottesville, Va.
- 31 — at Kissimmee, Fla.
- 32 — at Fila Invitational, Fullerton, Calif.
- 33 — at Virginia Beach, Va.
- 34 — at Winston-Salem, N.C.
- 35 — at Pacific Soccer Classic, Westwood, Calif.
- 36 — Virginia Soccer Classic, Charlottesville, Va.
- 37 — Fila/Maryland Classic, College Park, Md.
- 38 — at Christopher Newport, Newport News, Va.
- 39 — at Cary, N.C. at SAS Soccer Stadium.
- 40 — Saint Louis Nike Classic, Saint Louis, Mo.
- 41 — UCSB Adidas Classic, Santa Barbara, Calif.
- 42 — Germantown, Md.
- 43 — College Cup, St. Louis, Mo.
- 44 — Hilton Garden Hokie Invitational, Blacksburg, Va.
- 45 — College Cup, Chester, Pa.
- @ — Virginia State Tournament
- # — Atlantic Coast Conference Tournament
- \$ — NCAA Tournament
- ! — advanced or won due to penalty kicks
- & — did not advance or lost due to penalty kicks

Beginning in 1980, the number in front of the opponent name indicates Virginia's ranking in the Soccer America



# ALL-TIME LETTERWINNERS

## A

Daniel R. Abramson ..... 1967-68-69  
 Michael Agesen ..... 1980  
 Brad Agoos ..... 1989-90-91-92  
 Jeff Agoos ..... 1986-88-89-90  
 Chris Agorsor ..... 2008-09  
 William H. Albrecht ..... 1941  
 Chris Albright ..... 1997-98  
 Jordan Allen ..... 2013  
 Albert Amsterdam ..... 1941-44  
 Kenny Arena ..... 1999-00-01-02  
 Ernest A. Arend ..... 1951  
 Mark T. Aronson ..... 1980  
 Robert H. Aronson ..... 1966-67-68  
 Mehmet A. Atakan ..... 1965  
 Eric Y. Atanda ..... 1979-81-82  
 Robert Atanda ..... 1991  
 Alfredo Aunon ..... 1977  
 Jose I. Aunon ..... 1977  
 Matt Ayotte ..... 2004-05-06-07

## B

Steve Baer ..... 1982-83-84  
 Tom Baker ..... 1993-94-95-96  
 John T. Bakhaus ..... 1967-68  
 Phillip D. Barksdale ..... 1954-55-56  
 Thomas Ball ..... 1947-48-49  
 Taylor Barada ..... 1993  
 Jeremy Barlow ..... 2004-05-06-07  
 Neil Barlow ..... 2006-07-08-09  
 Robert H. Barnard ..... 1949-51  
 Sheldon Barnes ..... 1998-99-00-01  
 Peter Barres ..... 1956-57  
 Jon S. Barrett ..... 1953  
 Shawn Barry ..... 2008-09  
 Brian Bates ..... 1990-91-92-93  
 Will Bates ..... 2009-10-11-12  
 José Bauza ..... 1976-77-78-79  
 Allston P. Bayless ..... 1961  
 Geoffrey B. Beardall ..... 1948-49  
 Noel G. Belli ..... 1972-73  
 P.J. Benavides ..... 1953-54  
 Harry K. Benham ..... 1959-60-61  
 Scott D. Benjamin ..... 1973  
 Matt Beran ..... 1998, 2001  
 Ryan Best ..... 2003  
 Jan Beyan ..... 1950  
 Bernard D. Bialzak ..... 1977  
 Neil Bianco ..... 1998, 2000  
 Fred H. Billups ..... 1958-59  
 Eric Bird ..... 2011-12-13  
 Robert Blanchard ..... 1951-52-53  
 Sam Bloom ..... 1989  
 Dr. Frederick Bode ..... 1941  
 Olin P. Boone ..... 1946-47  
 Kenneth D. Bornstein ..... 1946  
 Ryan Borst ..... 1994-95-96  
 S. Davis Bowman ..... 1967-68-69-70  
 Samuel Bradbury ..... 1962-63-64  
 Craig Brannan ..... 1990-91-92  
 N.E. Brassert ..... 1953-54-55  
 Harry A. Braswell ..... 1974  
 Mark E. Brcic ..... 1980-81-82-83  
 John Bretherton ..... 1947-48-49-50  
 David L. Brillhart ..... 1979-80-81-82  
 Calle Brown ..... 2013  
 Matt Brown ..... 2011-12-13  
 U.T. Brown, Jr. ..... 1955-57  
 Douglas S. Bruce ..... 1946-47-48-49  
 Stephen K. Brunett ..... 1980-81  
 Francis L. Buck ..... 1964  
 Maunder Burant ..... 1950

Ryan Burke ..... 2003-04-05-06  
 Benjamin Bush ..... 1973-74-75-76  
 Curtis Bush ..... 1998-99-00-01  
 Warner L. Butler ..... 1959  
 Jeff Bynum ..... 1987-88-89

## C

Jorge F. Camacho ..... 1976  
 Harry W. Campbell ..... 1960-61-62  
 Thomas H. Campbell ..... 1966  
 W.A. Campbell ..... 1957-58  
 A.M. Caputo ..... 1961-62  
 Brian L. Carney ..... 1976-77-78  
 Zach Carroll ..... 2012-13  
 Hill Carter ..... 1964-66  
 Robert Caskey ..... 1950-51-52  
 Jeff Causey ..... 1990-91-92-93  
 James Chamberlin ..... 1954  
 Robert Chamberlin ..... 1956-57  
 Michael Chamowitz ..... 1966  
 Scott Champ ..... 1989-90-91  
 Duncan D. Chaplin ..... 1949  
 Cameron Chavira ..... 2010-11-12  
 Matt Chulis ..... 1995-96-97-98  
 Joseph W. Chorlton ..... 1946-47-48  
 David Cockley ..... 1963-64-65  
 William A. Cohen ..... 1966  
 Sheldon L. Cohn ..... 1974-75-76  
 Nico Colaluca ..... 2004-05-06  
 Jonathan Cole ..... 1999-00-01-02  
 David Comfort ..... 1999-00-01-02  
 Jay D. Connor ..... 1968-69-70-71  
 Shane Cooke ..... 2010-11-12  
 Paul D. Corbin ..... 1972-73-74  
 Nicko Corriveau ..... 2013  
 Dalton Couig ..... 1947-48-49  
 David Cox ..... 1992-93  
 Philip D. Crane ..... 1968-69-70-71  
 Ben Crawley ..... 1989-90-91-92  
 Adam Cristman ..... 2003-04-05-06  
 Blake Cronin ..... 1991  
 Samuel Crosby ..... 1969-70-71-72  
 Steve Crosby ..... 1973  
 William Cross ..... 1952  
 Charles T. Cudlip ..... 1962  
 Geoffrey Curme ..... 1970-71-72  
 T.J. Cyrus ..... 2007-08-09-10

## D

David Damiani ..... 1988-89  
 C. Peyton Daniel ..... 1947-48-49  
 William A. Davidson ..... 1964-65-66  
 Doug Davies ..... 1984-85-86  
 Bruce B. Davis ..... 1973  
 Robert Davis ..... 1948  
 Thomas K. Dawes ..... 1970  
 Barry P. Day ..... 1981-82  
 William C. DeBrun ..... 1966  
 Jay Del Carmen ..... 1984-85-86-87  
 Kenneth Denbroeder ..... 1963-64-65  
 George Denison ..... 1941-42  
 Gael deTigny ..... 1962  
 David M. Dickey ..... 1978-79-80-81  
 Roger Dierman ..... 1956  
 Nino DiMaggio ..... 2005-06-07-08  
 Ari Dimas ..... 2009-10-11  
 Kirk Dinnall ..... 2001-02-03-04  
 Marcus Douglas ..... 2010-11-12  
 Daniel J. Doyle ..... 1981-82-84  
 George N. Dreybus ..... 1978-79  
 Steven L. Driever ..... 1966  
 Lee P. Dudley ..... 1953-54

Josh Dunn ..... 1995  
 Andra P. DuPont ..... 1970-71-73-74  
 Kent Durivage ..... 1968

## E

Roderigo Escobar ..... 1974  
 Keith N. Eshleman ..... 1976-77  
 Alecko Eskandarian ..... 2000-01-02  
 Jordan Evans ..... 2008-09

## F

Drew Fallon ..... 1986-88-89  
 Bruce C. Farrell ..... 1960-61-62  
 Sean Feary ..... 1993-94-95-96  
 Chris Fehrl ..... 2001  
 Mike Feller ..... 1998-99-2000  
 Dudley P. Felt ..... 1958-59-60  
 Sean Feeney ..... 2001-02  
 John C. Ferguson ..... 1958-59  
 John Fernald ..... 1951  
 Fred Fischel ..... 1951  
 Brian D. Fisher ..... 1961-62  
 Mike Fisher ..... 1993-94-95-96  
 Jeffrey P. Fishwick ..... 1965  
 David Fitzmaurice ..... 1993-94-95  
 Scott Ford ..... 1992  
 Mike Forensich ..... 1998  
 William R. Forrester ..... 1963-64  
 Patrick Foss ..... 2013  
 Sam Franklin ..... 1994-95-97-98  
 Nate Friends ..... 1992-93-94  
 Hunter Freeman ..... 2002-03-04  
 Edward L. Funk ..... 1962

## G

Jeff Gaffney ..... 1982-83-84-85  
 Jeff Gal ..... 2013  
 Jay Gardiner ..... 1965  
 Alfredo P. Gaudry ..... 1978-79-81  
 John R. Gaughen ..... 1969-70-71-72  
 James W. Geissal ..... 1951  
 Butch Gelnovatch ..... 1986-87  
 George Gelnovatch ..... 1983-84-85-86  
 Frank George ..... 1964-65  
 William Gerstmyer ..... 1976-77-78  
 Michael Giallombardo ..... 2006-07-08  
 Ryan Gibbs ..... 1999-00-01-02  
 Colin Givens ..... 2007  
 James O. Glaser ..... 1969-70  
 James S. Golden ..... 1941  
 Michael Green ..... 1996-97-98  
 William Greenhalgh ..... 1946-48-49  
 Carter T. Gunn ..... 1968

## H

Will Hall ..... 2003-04-05-07  
 Charles G. Hallowell ..... 1976  
 Robert C. Hammett ..... 1966  
 John Harkes ..... 1985-86-87  
 Victor Harper ..... 1960  
 David Harrison ..... 1964  
 Drew Harrison ..... 2003-04-05-06  
 John Hartman ..... 2001-02-03-04  
 Kenneth Harvey ..... 1964-65  
 Aaron Hass ..... 2002  
 William Hazelgrove ..... 1954-55-56  
 Ian N. Hemming ..... 1947-48  
 John G. Hendrickson ..... 1949  
 R. Page Henley ..... 1955-56-57

Tom Henske ..... 1991-92-93  
 Randolph L. Herring ..... 1965  
 Zane Hill ..... 2001-02-03-04  
 Sean Hiller ..... 2009-10-11  
 Colson H. Hillier ..... 1953-54-55  
 Sean Hinkle ..... 2003-04-06  
 Todd Elliott Hitt ..... 1983-84-85-86  
 Jay Alan Hobbs ..... 1965-66  
 Harry Hobson ..... 1956-57  
 William Hochstetler ..... 1976-77-78  
 Scott Hodge ..... 1996  
 John H. Hodges ..... 1968  
 William Hodill ..... 1941-42  
 William D. Hodson ..... 1979-80  
 Thomas Hofheimer ..... 1954-55  
 Ian Holder ..... 2003-04-05-06  
 Douglas Holladay ..... 1966  
 J.T. Holland ..... 1952  
 Robert K. Hopkins ..... 1953  
 Daniel Horton ..... 1982-83-84-85  
 Thomas O. Hunter ..... 1952-53-54  
 Robert L. Hurley ..... 1948  
 P. Hutchinson ..... 1951-52-53  
 Mike Huwiler ..... 1990-91

## I

Erik Imler ..... 1989-90-91-92  
 Jamie T. Irvine ..... 1960-61  
 Timothy R. Ives ..... 1948-49  
 Edward L. Ivy ..... 1949

## J

Brian James ..... 2012-13  
 Mark H. Jander ..... 1953  
 Mike Jarsi ..... 1987-89  
 Henry E. Jenkins ..... 1946  
 Tom Jenkins ..... 1987  
 Howard B. Johnson ..... 1949-50  
 Paul Johnson ..... 2002-03-04  
 Allan G. Johnston ..... 1966  
 C. Jones ..... 1952-53  
 Page Jones ..... 1982  
 Charles W. Joseph ..... 1955-56-57  
 George A. Julius ..... 1946-47  
 Hunter Jumper ..... 2008-09-10-11

## K

Robert W. Kaiser ..... 1958-59  
 Kris Kelderman ..... 1987-88-89-90  
 E. Polk Kellam ..... 1962-63-64  
 Thomas Kelley ..... 2002  
 Ryan Kelly ..... 2000-01-02  
 Steve Kennelly ..... 1969-70-71  
 Randall A. Kerr ..... 1973-74-75-76  
 Russell D. Ketcham ..... 1966-67-68  
 Jeffrey Kersch ..... 1968  
 Jason Kim ..... 2007  
 Stephen C. Kleinman ..... 1965-66-67  
 Walter Klingman ..... 1957-59-60  
 Edwin L. Knetzger ..... 1970-71-72  
 John (Jack) Koester ..... 1970  
 Andrew Kress ..... 1986  
 James M. Kriegh ..... 1973-74-75-76  
 Gordon M. Krusen ..... 1950-51-52  
 Tim Kunihiro ..... 1989-90-91-92  
 Frederick W. Kunkle ..... 1966  
 James K. Kuser ..... 1950-51-52

## L

Ross LaBauex ..... 2006-07-08-09  
 Luis R. Lacau ..... 1949  
 Spencer LaCivita ..... 2011-12  
 Chris Lake ..... 1993  
 Floyd Lankford ..... 1958-59-60  
 Bill Lanza ..... 1996  
 J. Henry Latcham ..... 1941-42  
 Matt Laughlin ..... 1997  
 Jacob LeBlanc ..... 2000-01-02  
 Charles V. Lecraw ..... 1973-74-75  
 Anthony W. Lederer ..... 1951-52  
 James E. Lehan ..... 1949  
 Keith Lenert ..... 1982-83-84-85  
 Jordan Allen ..... 2013  
 Marshall Leonard ..... 1998-99-00-01  
 Matt Leonard ..... 1995-96-97  
 John C. Levy ..... 1955  
 Robert Legnini ..... 1968-69  
 Felipe Libreros ..... 2010-11  
 Bryan Lima ..... 2010-12-13  
 Mike Littlefield ..... 2003-04  
 Pepe Llontop ..... 1979-80  
 Jay Lodge ..... 1985-87-88-89  
 Phillip Long ..... 2002  
 Dan Louisignau ..... 2007-08  
 James T. Lowdon ..... 1946-47  
 Kermit Lowrey ..... 1954  
 Douglas S. Luke ..... 1963  
 Geoff Lundy ..... 1972-73  
 William F. Lyle ..... 1947

## M

Peter B. MacKeith ..... 1977-78-79-80  
 Robert MacKenzie ..... 1947-48  
 Barclay Macdon ..... 1967  
 Darius Madison ..... 2012-13  
 John Maessner ..... 1987-88-89-90  
 David Mancuso ..... 1987  
 Edwin H. Marks ..... 1969-70-71  
 John D. Marsellus ..... 1957-58-59  
 Robert P. Martin ..... 1953  
 Kyle Martino ..... 1999-00-01  
 Edward Matthews ..... 1946  
 Neil F. Maune ..... 1951  
 Thomas F. Maxwell ..... 1963-64  
 Brett Mayer-Aschhoff ..... 2001-02  
 Kevin McBride ..... 2010-11-12-13  
 John T. McCann ..... 1981-82-83-84  
 Richard McConnell ..... 1949  
 Kyle McCord ..... 2011-12-13  
 T.W. McGinley ..... 1952-53  
 Fred J. McGlynn ..... 1968-69-70-71  
 Sean McGlynn ..... 1985-86-87-88  
 John B. McKinney ..... 1951  
 P.F. McNamee ..... 1975-76-77-78  
 C. Wilson McNeely ..... 1961  
 Thomas McSpirt ..... 1984-85  
 Mike McQuatters ..... 1998  
 Martin J. Meaney ..... 1971-72-73-74  
 Samuel Meeks ..... 1941  
 Chris Megaloudis ..... 2001  
 John P. Mehrrens ..... 1968-69  
 Tony Meola ..... 1988-89  
 David Meriwether ..... 1963-64-65  
 Robert Mettler ..... 1960  
 Keith D. Meyer ..... 1981-82-83-84  
 Leigh B. Middleditch ..... 1948-49-50  
 Brian R. Miller ..... 1975  
 Carl Miller ..... 1946  
 William Miller ..... 1942  
 Matt Mills ..... 2011-13  
 Robert Milward ..... 1958  
 Raleigh C. Minor ..... 1957  
 Matt Miscione ..... 2010-12  
 Matt Mitchell ..... 2006-07-08  
 Chris Moke ..... 2013  
 Greg Monaco ..... 2008-09-10-11

Channing Moore ..... 1961-62-63  
 Jason Moore ..... 1997-98  
 Nathaniel H. Morison ..... 1955-56-57  
 M. Moutinho ..... 1952  
 Pat Mugler ..... 1987-88  
 C. Roy Munde ..... 1950-51-52  
 Sean Murnane ..... 2009-10-12  
 Dane Murphy ..... 2004-05-06-07

## N

Ken Najder ..... 1981  
 Chase Neinken ..... 2007-08-09  
 Richard A. Nelson ..... 1965  
 Robert E. Nevett ..... 1950-51  
 David Newman ..... 2007-08  
 Tain Nix ..... 1992-93-94  
 Philip Norris ..... 1946  
 Bernard Norton ..... 1946

## O

Paul L. O'Brien ..... 1950-51-52  
 Drew O'Donnell ..... 1996-97-98-99  
 Gifford Okatah-Boi ..... 2004-05  
 Ben Olsen ..... 1995-96-97  
 Matt Oliver ..... 2001-02-03-04  
 Curt Onalfo ..... 1987-88-89-90  
 Matt Owen ..... 2009  
 Brian Ownby ..... 2008-09-10-11

## P

Kim Partenheimer ..... 1973-74  
 Kenneth Patton ..... 1961  
 Clint Peay ..... 1991-92-93-94  
 Bill Peters ..... 1965-66  
 Mark Peters ..... 1994-95  
 David Y. Peyton ..... 1970-71-72-73  
 Scott B. Peyton ..... 1971-72  
 Scott Platenberg ..... 1986-87  
 E. Bronson Platt ..... 1968  
 Jordan Poarch ..... 2012  
 Brandon Pollard ..... 1992-93-94-95  
 Peter B. Polonsky ..... 1978-79-80-81  
 Matt Poole ..... 2005-06-07-08  
 David I. Powell ..... 1978-79-80  
 Jack Powell ..... 1950  
 Thomas C. Praktish ..... 1976-77-78  
 M. Prey ..... 1951  
 Theodore W. Price ..... 1961-62  
 Chad Prince ..... 1997-98-99-2000  
 Tim Prisco ..... 1995-96  
 Orest (Rocky) Prockiw ..... 1956-58  
 Robert B. Purcell ..... 1965-66  
 John Putnam ..... 1958

## R

Jack Ray ..... 1953  
 William A. Ray ..... 1962-63-64  
 Robert Reed ..... 1958-59-60  
 Key Reid ..... 1993-94-95  
 Diego Restrepo ..... 2009-10  
 Yannick Reyering ..... 2005-06-07  
 Claudio Reyna ..... 1991-92-93  
 Herbert Y. Reynolds ..... 1958-59-60  
 Mark Reynolds ..... 1975-76  
 Calvin Rezende ..... 2011  
 Connor Rezende ..... 2011  
 Alkus I. Riesenburger ..... 1942  
 Manuel Rionda ..... 1946  
 Mark Riehl ..... 1975-76-77-78  
 Benito B. Rish ..... 1941-42  
 A.E. Robertson ..... 1951-52  
 Xavier Rock ..... 2007  
 Ahkeel Rodney ..... 2009-10  
 Jose (Dan) Rojas ..... 1954-55  
 Mike Rogers ..... 1974-75-76-77  
 Robby Rogers ..... 2005-06-08

Bruce Rollinson ..... 1954-55  
 Larry Rose ..... 1973  
 David Rosenbaum ..... 2004  
 Alan H. Rosenthal ..... 1963-64  
 Michael C. Ross ..... 1967  
 Barret J. Rossie ..... 1975-76  
 Peyton Rowan, Jr. .... 1958-59  
 Lionel L. Rowe ..... 1954-55  
 Kyle Rudzinski ..... 2004-05-07  
 Alexander H. Ruhl ..... 1948  
 Philip M. Russell ..... 1970-71-72-73

## S

Houston M. Sadler ..... 1958-59  
 Yuri Sagatov ..... 1995-96-97  
 Marcus Salandy-Defour ..... 2012-13  
 Adam H. Salladin ..... 1981-82-83  
 Richard Sanders ..... 1972-73-74-75  
 Lee Sandwina ..... 2005-06  
 Mike Sanchez ..... 1988  
 Paul H. Saylor ..... 1961-62-63  
 Tom Schildwacher ..... 1968-69-70  
 Michael Schnabel ..... 1982-83-84-85  
 Andriy Shapowal ..... 1994-95-96-97  
 John R. Sheffield ..... 1946-47-48  
 John R. Sherry ..... 1969-70  
 William Shmiedeiser ..... 1950  
 Steven D. Shor ..... 1980-81  
 Zola Short ..... 2004-05-06-07  
 Damian Silvera ..... 1992-93-94-95  
 Joel Silverberg ..... 1956-57  
 Grant Silvester ..... 2011-12-13  
 Jimmy Simpson ..... 2008-09-10  
 Chefik Simo ..... 2003-04  
 Robert Simonton ..... 1984  
 Kevin M. Sims ..... 1975-76-77-78  
 Kyle Singer ..... 1999-00-01  
 Brian Siracusa ..... 1991-92  
 Mike Slivinski ..... 1993-96  
 Karter Smith ..... 2007-08  
 V. Scott Smith ..... 1977-78-79-80  
 Warren Lister Smith ..... 1958-59  
 Sheridan G. Snyder ..... 1956-57-58  
 William C. Snyder ..... 1955  
 Eric Solomon ..... 1999-00-01-02  
 Chris Somerville ..... 2011-12  
 William Sommerfield ..... 1959-60-61  
 Randy Soules ..... 1969  
 Bakary Soumare ..... 2006  
 R. Michael Sorensen ..... 1967-68-69  
 Brian Span ..... 2010-11  
 Frederick L. Spencer ..... 1951  
 Michael E. Stack ..... 1977-78-79-80  
 Richard A. Steeneck ..... 1961-62-63  
 Steven Steinberg ..... 1974-77  
 James R. Stephens ..... 1964-65  
 Slobodan Sterdteovich ..... 1968  
 Robert Stevens ..... 1982-83  
 Robert I. Steward ..... 1982-83-84-85  
 James V. Stout ..... 1975-77  
 Kyler Sullivan ..... 2011-12-13  
 John Sylvester ..... 1986-87-88  
 Barna Szabo ..... 1961-62-63

## T

Joaquin Targhetta ..... 1997  
 Bradley A. Taylor ..... 1979  
 John S. Taylor ..... 1967-68-69  
 Tony Tchani ..... 2008-09  
 Jack Tcherkezian ..... 1958  
 Henry Tembon ..... 2007  
 Frank Teng ..... 1941  
 Gentry W. Thatcher ..... 1960-62  
 Randy Thomas ..... 1974-75-76  
 Scott Thomsen ..... 2012-13  
 Chris Tierney ..... 2004-05-06-07  
 Jon Titchener ..... 1989  
 Chris Tolomeo ..... 1980-81-82-83

## V

Steve Totten ..... 1998-99-00-01  
 Ryan Trout ..... 1997-98-99-2000  
 Nils C. Trullsson ..... 1952-53-56  
 Jeff Tuman ..... 2001-02-03-04  
 Howard Turk ..... 2008-09  
 Ulysses G. Turner, III ..... 1957-58

Ernest C. Vaughan ..... 1966  
 Michael Vermillion ..... 1961-62  
 Scott Vermillion ..... 1995-96-97  
 C. Brian Vernon ..... 1981-82-83-84  
 George B. Vest ..... 1950-51-52  
 Joe Vide ..... 2002-03-04  
 Joe Villanueva ..... 2002  
 Jonathan Villanueva ..... 2006-07-08-09  
 Brantley P. Vitek ..... 1982-83-84-85  
 Paul K. Voigt ..... 1976  
 Mike Volk ..... 2009-10-11  
 Michael Volpe ..... 1982-83-84-85  
 Arthur B. Voorhees ..... 1941

## W

Rudy Wachsmann ..... 1956  
 Harry Wainwright ..... 1966  
 David M. Wakelee ..... 1948-49  
 Voga E. Wallace ..... 1980-81-82-83  
 William A. Wallace ..... 1959-60  
 William A. Wallace ..... 1979-80-81  
 Billy Walsh ..... 1994-95-96  
 Gregory Washburn ..... 1973  
 Chris Warden ..... 1965  
 Mark Wayland ..... 1987-88-89  
 Matt Wayland ..... 1989  
 Ross Weber ..... 1977  
 Matt Weiler ..... 2008  
 Brian West ..... 1996-97  
 Todd Wharton ..... 2012-13  
 Ben G. Whipple ..... 1973-74  
 B.T. White ..... 1952-53-54  
 Charlie White ..... 1972-73  
 Peter White ..... 1947-49-50  
 Will Whorton ..... 2009  
 Roger Wilkenoh ..... 1954  
 Bob Willen ..... 1984-85-86-87  
 Matt Williams ..... 2004-05-06-07  
 Richie Williams ..... 1988-89-90-91  
 Richard L. Williams ..... 1946-47  
 Julien H. Williams ..... 1966  
 Judson T. Williams ..... 1969-72  
 William Williams ..... 1973-74  
 Robert Wilson ..... 1959  
 Lloyd M. Witkind ..... 1941-42  
 Robert A. Woithe ..... 1954-55-57  
 George Wong ..... 1946  
 A.J. Wood ..... 1991-92-93-94  
 Richard Wood ..... 1957  
 James P. Woodard ..... 1955-56  
 Mark S. Woolley ..... 1975-76-77-78  
 Kent H. Worthington ..... 1963-64  
 Peter Wright ..... 1965-66  
 Rob Wright ..... 1998-99-00-02  
 Peter J. Wylie ..... 1975-76-77-80

## Y

Brock Yetso ..... 1996-97-98  
 Brian Yi ..... 2003-04  
 Lyle Yorks ..... 1988-89-90-91  
 Ronald F. Young ..... 1959-61

## Z

Jay Ziehl ..... 1969-70-71-72  
 Tim Zimmerman ..... 1972-73-74  
 Ryan Zinkhan ..... 2011-12-13  
 Jacques S. Zinman ..... 1941-42

# COVERING THE CAVALIERS

The 2014 Virginia men's soccer fact book was prepared by the Athletics Media Relations office to assist the news media in its coverage of the Cavaliers this spring. Requests for additional information, feature materials and photographs should be made to AMR.

## ATHLETICS MEDIA RELATIONS

University of Virginia  
P.O. Box 400853  
Charlottesville, VA 22904-4853  
**(434) 982-5500**  
VirginiaSports.com

The UVa Athletics Media Relations Office is located on the first floor of John Paul Jones Arena. Regular business hours are 8 a.m. to 5 p.m., Monday through Friday.

## PRESS CREDENTIALS / PARKING

Admission to the Klöckner Stadium press box is by official credential only and is strictly limited to members of the working press. Credentials are not intended for fans, friends or spouses.

Requests for credentials should be directed to Fledgerjohann or Darlene Craig in the Athletics Media Relations Office no later than 24 hours before game time. Credentials will be left at the ticket window at the main entrance to Klöckner Stadium and can be picked up at media will call one hour before the start of the game.

Parking passes are not required and space is available on a first-come, first-served basis in the University Hall West lot, across Copeley Road from Klöckner Stadium.

## PHOTO CREDENTIALS

All photographers and camera operators must wear a visible credential issued by the

Athletics Media Relations Office. No tripod equipment may be used on the field level, for the safety of the players and photographers. Photographers may shoot from anywhere on the far sideline (across from the grandstand) and on the near sideline beyond the ends of the team benches. On the endlines, photographers are permitted only between the edges of the penalty box and the sideline.

## INTERVIEWS

All interviews with coaches and players must be arranged through the Athletics Media Relations Office. It is requested that you allow the media relations staff at least one day, preferably longer, to arrange the interview. Coaches and players are not available for interviews on game day, prior to the game.

Postgame interviews are conducted at Klöckner Stadium after a cooling off period. Head coach George Gelnovatch is usually available immediately after morning practices or mid-afternoon.

## TELEPHONES

Should you require your own telephone line for game coverage, please make the necessary arrangements at least three business days in advance through the Athletics Media Relations Office.

## WIRELESS INTERNET

See an Athletics Media Relations contact for a wireless pin code to access the wireless network in the press box.

## UVA ON THE INTERNET

Up-to-date information on the UVa men's soccer team is available on the internet at VirginiaSports.com. The site includes the Cavaliers'

## ATHLETICS MEDIA RELATIONS



**JIM DAVES**  
Assistant AD for  
Media Relations

Office.....243-2467  
Mobile.....962-7668  
jimdaves@virginia.edu



**ANDY FLEDDERJOHANN**  
Assistant Director/  
Men's Soccer Contact

Office.....982-5131  
Mobile.....906-0075  
fledder@virginia.edu

## PHONE NUMBERS TO NOTE (434)

Athletics Media Relations.....982-5500  
FAX-982-5525  
Athletics Director.....982-5100  
Athletics Ticket Office.....924-UVA1  
(800) 542-UVA1  
Sports Promotions.....982-5600  
Stadium Press Box.....906-0075

roster, schedule, results, player profiles, statistics, releases, game stories and historical information. Game stories and statistics will be updated on a timely basis following the completion of each contest.

## RADIO

Broadcasts are made from the radio broadcast facilities in Klöckner Stadium and arrangements must be made in advance. Anyone planning to broadcast a game from Klöckner Stadium should contact the Athletics Media Relations Office at least three business days in advance.

## DIRECTIONS TO KLÖCKNER STADIUM

**From the East/West:** Take I-64 to exit 118B (Culpeper-Charlottesville). Take second exit (sign will say University of Virginia Information Center and Business 250 East) and bear right onto Ivy Road. At second light, turn left on to Copeley Road. The stadium is on the left.

**From the North:** Take Route 29 south into Charlottesville (Emmet Street). Turn right at Massie Road. Go to the next light and turn left onto Copeley Road. The stadium is on the left.

**From the South:** Take Route 29 to Business Route 250 East (sign will say University of Virginia Information Center) and bear right onto Ivy Road. At second stoplight, turn left onto Copeley Road. The stadium is on the left.

