



Simone Egwu

Telia McCall

China Crosby

VIRGINIA

WOMEN'S BASKETBALL



2012-13 CAVALIER BASKETBALL FACT BOOK

VIRGINIA

2012-13 BASKETBALL FACT BOOK

TABLE OF CONTENTS

TEAM INFORMATION

- 2Covering the Cavaliers
- 32012-13 Schedule
- 3Opponent SID Contact Information
- 42012-13 Roster
- 5Radio/TV Roster

COACHING STAFF

- 6-7Head Coach Joanne Boyle
- 8Assistant Coach Ashley Earley
- 8Assistant Coach Cory McNeill
- 9Assistant Coach Kim McNeill
- 9Director of Operations Sarah Holsinger

THE CAVALIERS

- 10China Crosby
- 11Simone Egwu
- 12Ataira Franklin
- 13Lexie Gerson
- 14Telia McCall
- 15Jazmin Pitts
- 16Kelsey Wolfe
- 17Sarah Beth Barnette
- 17Raeshawn Gaffney
- 18Jaryn Garner
- 18Sarah Imovbioh
- 19Faith Randolph

LOOKING BACK AT 2011-12

- 20Final Results
- 21Final Statistics/Honors and Awards
- 22-332010-11 Box Scores

OPPONENT INFORMATION

- 34Series at a Glance
- 35-37Series Records vs. 2011-12 Opponents

ACC HISTORY

- 38ACC Tournament History
- 39UVa at the ACC Tournament
- 40-41All-Time ACC Honors

NCAA TOURNAMENT HISTORY

- 42-43UVa's NCAA Tournament Chronology
- 44UVa's Record vs. NCAA Opponents
- 451990 Final Four Team
- 461991 Final Four Team
- 471992 Final Four Team
- 48-49Final Four Box Scores

HISTORY AND HONORS

- 50Academic All-Americans
- 51Academic All-America Hall of Fame
- 52-53Virginia's All-Americans
- 54-56All-Time Honors and Accolades

RECORDS

- 57-58Scoring Records
- 59Field Goal Records
- 603-Point Field Goal Records
- 61Free Throw and Assist Records
- 62Rebound, Block and Steal Records
- 63Year-By-Year Statistics
- 64Home Attendance
- 65-72All-Time Results
- 73All-Time Upsets
- 74All-Time National Rankings
- 75All-Time Cavalier Coaches
- 76All-Time Tournament Results

ADMINISTRATION

- 77President Teresa A. Sullivan
- 77Athletics Director Craig Littlepage
- 78Senior Staff
- 79Cavaliers on the Air

ABOUT THE FACT BOOK

Virginia will not produce a printed women's basketball media guide for the 2012-13 season. Please use this file for historical reference information on Cavalier women's basketball.

An updated PDF version of this file will be posted on the women's basketball page at VirginiaSports.com prior to the start of the 2012-13 season.

Information that previously appeared in the printed women's basketball media guide will be available on the women's basketball page at VirginiaSports.com in HTML format. Please bookmark that page in your browser for quick reference.

Complete bios on Cavalier coaches and players are available at VirginiaSports.com/wbasketball. Access player bios by clicking on the player's name on the roster page.

Melissa Dudek
Assistant Media Relations Director
Women's Basketball Contact
University of Virginia

Quick Facts

Location: Charlottesville, Va. 22904
Founded: 1819 by Thomas Jefferson
Enrollment: 21,106 (14,591 undergraduate)
President: Teresa A. Sullivan
Athletics Director: Craig Littlepage
Faculty Athletics Rep.: Carolyn M. Callahan
Nicknames: Cavaliers, Wahos, 'Hoos
Mascot: Cavalier
Colors: Navy and Orange
Song: "Good Old Song"
Home Facility: John Paul Jones Arena (14,593)
Affiliations: Atlantic Coast Conference
Athletics Web Site: www.virginiasports.com
University Web Site: www.virginia.edu
Press Row Number: 434-296-5910

Women's Basketball Information

First Year: 1974
All-Time Record: 811-367 (40th year)
All-Time ACC Record: -316-165
NCAA Appearance/Last: 24/2010
2011-12 Record: -25-11
2011-12 ACC Record (Finish): -9-7 (T-5th)
Starters Returning/Lost: 3/2
Letterwinners Returning/Lost: 7/3
Newcomers: 5

Coaching Information

Head Coach: Joanne Boyle (Duke '85)
Record At Virginia (Career Record): 25-11 / second season (229-104 / 11th season)
Assistant Coaches: Cory McNeill (Morgan State '02)
..... Kim McNeill (Richmond '00)
..... Ashley Earley (Vanderbilt '05)
Director of Operations: Sarah Holsinger (Bridgewater '02)
Asst. Dir. Of Operations: Lesley Dickinson (James Madison '07)
Video Coordinator: James Rogol (Virginia '07)
Administrative Assistant: Hadley Zeavin (Vanderbilt '07)

Media Relations

Director: Jim Daves
Assistant Director, WBB Contact: Melissa Dudek
Dudek's Office Phone: (434) 982-5534
Dudek's Cell Phone: (434) 962-0579
Dudek's email Address: mdudek@virginia.edu
Main Office Phone: (434) 982-5500
Office Fax: (434) 982-5525
Media Relations Mailing: P.O. Box 400853, Charlottesville, VA 22904-4853
Overnight Package Delivery: 295 Massie Road, Charlottesville, VA 22903



COVERING THE CAVALIERS

PRESS CREDENTIALS

To obtain a press credential, please submit a written request via email to Melissa Dudek (mdudek@virginia.edu). Please allow ample time for credentials to be mailed to you. We would like to receive credential requests no later than 10 days prior to the game if at all possible. You must have a press pass to be admitted to the media area and the press room.

PHOTO CREDENTIALS

All photographers and camera operators must wear a visible credential issued by the Virginia athletics media relations office. Photographers and television camera operators approved to work on the floor must secure an armband before the game. It is requested that photographers please wear the armband on their arms to make it easier for event staff to see they are properly credentialed. Photographers work from the baselines at both ends of the court at John Paul Jones Arena. Live television is given top priority for court-side space.

PRESS PARKING

Press parking passes are provided upon request on a limited basis. If you need a parking pass, please be sure to inform the UVa athletics media relations office when making your press or photo credential request.

INTERVIEWS

All requests for interviews with Virginia basketball coaches and players should be made through the athletics media relations office. It is requested you allow the athletics media relations staff at least one day, preferably longer, to arrange an interview.

POSTGAME INTERVIEWS

Virginia head coach Joanne Boyle and the visiting head coach will meet with media representatives in the press room after each game at John Paul Jones Arena. The first coach will be available in the press room approximately 10 minutes after the conclusion of the game and the second coach will be in the press room approximately 20 minutes after the game.

RADIO

Each visiting school is allowed one free radio broadcast from John Paul Jones Arena. The Virginia athletics media relations office provides two ISDN lines and three business touchtone lines for use by the visiting broadcast crew. Radio network crews work from a court-side location at the scorer's table. Three seats are available at the table and one seat behind the visitor's broadcast location.

GAME SERVICES

Information packets are available before each game at John Paul Jones Arena, and a full statistical summary and play-by-play sheets are distributed at halftime and after the game. Quotes from both coaches and two or three players from each team will be available at the conclusion of the game. A pregame buffet meal is served for working members of the media in the press room on the event level of John Paul Jones Arena.

TELEPHONES/WIRELESS

The Virginia athletics media relations office will have a limited number of telephones available for postgame reporting. Should you require your own telephone for game coverage, please contact Darlene Craig or Amy Mulligan in the Virginia athletics media relations office.

A wireless network is available at John Paul Jones Arena for visiting media. A UVa media relations representative will provide login directions.

VISIT UVA'S WEB SITES

Information on all of Virginia's 25 varsity sports is available on the UVa athletics department's official web sites:

www.VirginiaSports.com
www.virginiasportstv.com

ACC COACHES TELECONFERENCE

The 12 Atlantic Coast Conference women's head basketball coaches will be featured on a teleconference during the 2012-13 season. The order of appearance will be announced at a later time. Please check with the media relations staff for a particular coach's appearance.

VIRGINIA ATHLETICS MEDIA RELATIONS

Requests for additional information, feature materials and photographs should be made to the athletics media relations office.

Athletics Media Relations Office

University of Virginia
P.O. Box 400853
Charlottesville, VA 22904-4853
(434) 982-5500

The UVa athletics media relations office is located in John Paul Jones Arena. Regular business hours are 8 a.m. to 5:30 p.m., Monday through Friday.

PHONE NUMBERS TO NOTE

(area code 434)	
Athletics Media Relations	982-5500
	FAX 982-5525
Athletics Director	982-5100
Basketball Office	982-5800
Sports Promotions.....	982-5600
Athletics Ticket Office	924-UVA1
	(800) 542-UVA1
Press Row	296-5910



MELISSA DUDEK
ASSISTANT DIRECTOR
PRIMARY WBB CONTACT
Office (434) 982-5534
Mobile (434) 962-0579
mdudek@virginia.edu



JIM DAVES
ASSISTANT A.D. FOR
MEDIA RELATIONS
Office (434) 243-2467
Mobile (434) 962-7668
jimdaves@virginia.edu



2012-13 SCHEDULE

Day	Date	Opponent	Time	Notes
Fri.	Nov 9	JAMES MADISON	7:00 pm	
Mon.	Nov 12	at Penn	7:00 pm	
Sun.	Nov 18	PROVIDENCE	2:00 pm	
	<i>Nov. 23-24, San Juan Shootout, San Juan, Puerto Rico</i>			
Fri.	Nov 23	vs. Vanderbilt	3:30 pm	
Sat.	Nov 24	vs. Syracuse	3:30 pm	
Thu.	Nov. 29	at Minnesota	8:00 pm	BigTen/ACC Challenge
Sun.	Dec 2	WEST VIRGINIA	2:00 pm	
Thu.	Dec 6	at Maryland*	7:00 pm	
Tue.	Dec. 18	COPPIN STATE	7:00 pm	
Fri.	Dec 21	at Alabama	2:00 pm	
	<i>Dec. 28-29. Cavalier Classic, John Paul Jones Arena</i>			
Fri.	Dec 28	N. Illinois vs Xavier	4:30 pm	
Fri.	Dec 28	NORFOLK STATE	7:00 pm	
Sat.	Dec 29	NIU/Xavier vs NSU	4:30 pm	
Sat.	Dec 29	NIU or XAVIER	7:00 pm	
Thu.	Jan 3	VIRGINIA TECH*	7:00 pm	
Sun.	Jan 6	at Miami*	1:00 pm	RSN-TV
Thu.	Jan 10	at Georgia Tech*	7:00 pm	
Sun.	Jan 13	NC STATE*	2:00 pm	
Thu.	Jan 17	at North Carolina*	6:30 pm	RSN-TV
Sun.	Jan 20	MIAMI*	2:00 pm	ESPN3
Thu.	Jan 24	BOSTON COLLEGE*	7:00 pm	
Sun.	Jan 27	at Wake Forest*	2:00 pm	
Sun.	Feb 3	GEORGIA TECH*	1:00 pm	RSN-TV
Fri.	Feb 8	DUKE*	7:00 pm	ESPN3
Sun.	Feb 10	at Virginia Tech*	2:00 pm	
Thu.	Feb 14	at Boston College*	7:00 pm	
Sun.	Feb 17	MARYLAND*	5:00 pm	ESPN2/ Play4Kay
Thu.	Feb 21	at Clemson*	7:00 pm	
Mon.	Feb 25	WAKE FOREST*	7:00 pm	RSN-TV
Thu.	Feb 28	at NC State*	7:00 pm	
Sun.	Mar 3	FLORIDA STATE*	1:00 pm	RSN-TV

* Atlantic Coast Conference (ACC) game | Home games in BOLD CAPS at John Paul Jones Arena | All times are Eastern Time

OPPONENT SID CONTACT INFO

Opponent	SID	Phone	Email	Athletics Website
Alabama	Jessica Paré	(205) 394-5985	jpारे@ia.ua.edu	www.rolltide.com
Coppin State	Roger McAfee	(410) 951-3729	mcafee@coppin.edu	www.copinstatesports.com
James Madison	Milla Sue Wisecarver	(540) 568-6154	wisecams@jmu.edu	www.jmusports.com
Syracuse	Dave Gunn	(315) 443-2608	dlgunn@syr.edu	www.suathletics.com
Minnesota	Sarah Turcotte	(612) 624-1023	starasew@umn.edu	www.gophersports.com
Pennsylvania	Eric Dolan	(215) 898-6129	erdolan@upenn.edu	www.pennathletics.com
Providence	Jennifer Rynearson	(401) 865-2208	jrynears@providence.edu	www.friars.com
Norfolk State	Matt Michalec	(757) 823-2628	mmichalec@nsu.com	www.nsuspartans.com
Northern Illinois	Zach Peters	(815) 753-9572	zpeters2@niu.edu	www.niuhuskies.com
Vanderbilt	Michael Scholl	(615) 343-5823	michael.scholl@vanderbilt.edu	www.vucommodes.com
West Virginia	Katie Kane	(304) 293-2821	Katie.Kane@mail.wvu.edu	www.wvusports.com
Xavier	Jenna Willhoit	(513) 745-3961	willhoitj@xavier.edu	www.goxavier.com
Boston College	Stephanie Tunnera	(617)-552-3004	stephanie.tunnera.1@bc.edu	www.bceagles.com
Clemson	Jeff Kallin	(864)-656-1926	jkallin@clemson.edu	www.clemsontigers.com
Duke	Lindy Brown	(919) 684-2664	lbrown@duaa.duke.edu	www.goduke.com
Florida State	Zach Stipe	(850)-644-1065	zstipe@fsu.edu	www.seminoles.com
Georgia Tech	Marcus Dittmer	(404)-894-5445	mdittmer@athletics.gatech.edu	www.ramblinwreck.com
Maryland	Rosa DiPaula	(301)-314-7063	ridipaula@umd.edu	www.umterps.com
Miami	Scott Zavitz	(305)-284-3236	szavitz@miami.edu	www.hurricanes.cstv.com
NC State	Mark Kimmel	(919)-515-1183	mark_kimmel@ncsu.edu	www.gopack.com
North Carolina	Bobby Hundley	(919)-843-5678	bhundley@unca.unc.edu	www.tarheelblue.com
Virginia Tech	April Goode	(540)-231-8823	a.goode@vt.edu	www.hokiesports.com
Wake Forest	Gary Petit	(336)-758-1880	petitgm@wfu.edu	www.wakeforestsports.com



2012-13 ROSTER

NUMERICAL

NO.	NAME	POS.	CLASS	HT.	HOMETOWN / PREVIOUS SCHOOL
1	China Crosby	G	Sr.	5-6	New York, N.Y. / Manhattan Center School for Math & Science
3	Sarah Beth Barnette	F	R-So.	6-2	Lexington, Ky. / Lexington Christian Academy
4	Simone Egwu	C	Sr.	6-3	Odenton, Md. / Arundel
10	Kelsey Wolfe	G	Jr.	5-10	Germantown, Md. / Seneca Valley
14	Lexie Gerson	G	Sr.	5-11	Fort Washington, Pa. / The Peddie School
15	Jaryn Garner	G	Fr.	5-7	Sewell, N.J. / Germantown Academy
20	Faith Randolph	G	Fr.	5-10	Derwood, Md. / Our Lady of Good Counsel
21	Jazmin Pitts	F	Jr.	6-1	Mosely, Va. / Cosby
23	Ataira Franklin	G	Jr.	5-11	Bowie, Md. / Riverdale Baptist
30	Telia McCall	F	Sr.	6-1	Marietta, Ga. / Marietta
33	Raashaun Gaffney	G	Fr.	5-8	Fairfield, Ohio / Fairfield
42	Sarah Imovbioh	F	So.	6-2	Abuja, Nigeria / St. Anne's-Belfield

ALPHABETICAL

NO.	NAME	POS.	CLASS	HT.	HOMETOWN / PREVIOUS SCHOOL
3	Sarah Beth Barnette	F	R-So.	6-2	Lexington, Ky. / Lexington Christian Academy
1	China Crosby	G	Jr.	5-6	New York, N.Y. / Manhattan Center School for Math & Science
4	Simone Egwu	C	Jr.	6-3	Odenton, Md. / Arundel
23	Ataira Franklin	G	So.	5-11	Bowie, Md. / Riverdale Baptist
33	Raashaun Gaffney	G	Fr.	5-8	Fairfield, Ohio / Fairfield
15	Jaryn Garner	G	Fr.	5-7	Sewell, N.J. / Germantown Academy
14	Lexie Gerson	G	Jr.	5-11	Fort Washington, Pa. / The Peddie School
42	Sarah Imovbioh	F	So.	6-2	Abuja, Nigeria / St. Anne's-Belfield
30	Telia McCall	F	Jr.	6-1	Marietta, Ga. / Marietta
21	Jazmin Pitts	F	So.	6-1	Mosely, Va. / Cosby
20	Faith Randolph	G	Fr.	5-10	Derwood, Md. / Our Lady of Good Counsel
10	Kelsey Wolfe	G	So.	5-10	Germantown, Md. / Seneca Valley

HEAD COACH: Joanne Boyle (Duke '85), 2nd Year at Virginia

ASSISTANT COACH: Ashley Earley (Vanderbilt '05), 1st Year at Virginia

ASSISTANT COACH: Cory McNeill (Morgan State '02), 2nd Year at Virginia

ASSISTANT COACH: Kim McNeill (Richmond '00), 2nd Year at Virginia

DIRECTOR OF BASKETBALL OPERATIONS: Sarah Holsinger (Bridgewater '02), 2nd Year at Virginia

ASST. DIRECTOR OF BASKETBALL OPERATIONS: Lesley Dickinson (James Madison '07), 1st Year at Virginia

VIDEO COORDINATOR: James Rogol (Virginia '06), 2nd Year at Virginia

ADMINISTRATIVE ASSISTANT: Hadley Zeavin (Vanderbilt '07), 2nd Year at Virginia

PRONUNCIATION GUIDE

Simone Egwu	Egg-woo
Ataira Franklin	UH-tare-UH
Raashaun Gaffney	ray-SHAWN
Lexie Gerson	GER (hard G) – sun
Sarah Imovbioh	Im-MOV-bee-OH
Telia McCall	TUH-lee-UH
Sarah Holsinger	Hole-sing-er
Hadley Zeavin	Zee-vin



RADIO & TELEVISION ROSTER




1

CHINA CROSBY
Guard • Senior
5-6
Manhattan Center
New York, N.Y.



3

SARAH BETH BARNETTE
Forward • R-Sophomore
6-2
Lexington Christian Acad./
Univ. of Kentucky
Lexington, Ky.



4

SIMONE EGWU
Center • Senior
6-3
Arundel
Odenton, Md.




10

KELSEY WOLFE
Guard • Junior
5-9
Seneca Valley
Germantown, Md.



14

LEXIE GERSON
Guard • Senior
5-11
The Peddie School
Fort Washington, Pa.



15

JARYN GARNER
Guard • Freshman
5-7
Germantown Academy
Sewell, N.J.




20

FAITH RANDOLPH
Guard • Freshman
5-10
Our Lady of Good Counsel
Derwood, Md.




21

JAZMIN PITTS
Forward • Junior
6-1
Cosby
Mosely, Va.



23

ATAIRA FRANKLIN
Guard • Junior
5-10
Riverdale Baptist
Bowie, Md.




30

TELIA MCCALL
Forward • Senior
6-1
Marietta
Marietta, Ga.



33

RAESHAUN GAFFNEY
Guard • Freshman
5-8
Fairfield
Fairfield, Ohio



42

SARAH IMOV BIOH
Forward • Sophomore
6-2
St. Anne's-Belfield
Abuja, Nigeria



JOANNE BOYLE
Head Coach
First Season



ASHLEY EARLEY
Assistant Coach



CORY MCNEILL
Assistant Coach



KIM MCNEILL
Assistant Coach



SARAH HOLSINGER
Dir. of Operations



LESLEY DICKINSON
Asst. Dir. of Operations



Head Coach

JOANNE BOYLE

Joanne Boyle completed her first season as the fourth head coach in the history of the Virginia women's basketball program in 2011-12. The Cavaliers finished the season with a 25-11 overall record, a 9-7 mark in Atlantic Coast Conference play and a quarterfinal appearance in the 2012 Women's National Invitation Tournament (WNIT).

Entering the 2012-13 season, Boyle's 10-year head coaching record stands at 229-104 (.688). She has posted eight 20-win seasons as a head coach, including the 2011-12 campaign with the Cavaliers.

In the first year of the Joanne Boyle era, the Cavaliers posted 25 wins for the first time since the 1999-2000 season when that team finished with a 25-9 record.

Boyle's first Virginia squad finished with a 17-3 home record, including a 69-64 overtime victory over third-ranked Tennessee on Nov. 20, 2011, at John Paul Jones Arena.

Prior to being named head coach at UVa, Boyle was the women's head basketball coach at the University of California at Berkeley for six years (2005-2011).

Boyle compiled a 137-64 (.682) record with the Golden Bears. She led California to postseason play each year she directed the program, including four NCAA tournament appearances and two trips to the Women's National Invitation Tournament. The Golden Bears won the 2010 WNIT championship.

Boyle began her head coaching career at the University of Richmond in 2002. In three years she led the Spiders to a 67-29 (.698) record, winning at least 21 games each season. Her final year at Richmond the Spiders went 23-8 and advanced to the NCAA Championships. Boyle's nine-year head coaching record is 204-93 (.687). She has taken her teams to post season play all nine years during her career.

When Boyle took over as the California head coach in 2005 she inherited a program that had gone 12 consecutive seasons without a winning record. Among the highlights during her career at California:

- Named the 2011 Women's Basketball Coaches Association's Carol Eckman Award winner which is presented annually to an active WBCA coach who exemplifies Eckman's spirit, integrity and character through sportsmanship, commitment to the student-athlete, honesty, ethical behavior, courage and dedication to purpose.
- Named 2006-07 Pac-10 Coach of the Year
- Named 2007-08 Russell Athletic/WBCA Region 8 Coach of the Year
- Surpassed the 1983-84 Bears (24-8) for the school record for wins in a season in 2007-08 and 2008-09 (27-7)

- Directed Cal to the best Pac-10 finish (2nd) and the Bears' best Pac-10 record (15-3) in program history in 2007-08 and 2008-09
- In 2007-08, led Cal to the Pac-10 Tournament final for the first time
- In 2008-09, spent four weeks at a program-best No. 3 ranking in both the *AP* and *USA Today/ESPN* Coaches' polls
- Advanced the 2008-09 squad to the NCAA Sweet 16 after winning a second round game in the NCAA Tournament for the first time in program history
- Guided Cal to eight ranked wins in four seasons, including victories in 2008-09 over No. 2 Rutgers, No. 7 Stanford, and No. 24 Virginia
- Coached the 2006-07 Pac-10 Player of the Year (Devanei Hampton) and the 2005-06 Pac-10 Freshman of the Year (Alexis Gray-Lawson)
- Her players earned All-Pac-10 honors 17 times and Pac-10 All-Freshman accolades 11 times
- Coached three All-Americans (Devanei Hampton, Ashley Walker, and Alexis Gray-Lawson)
- Coached the 2010 Frances Pomeroy Naismith Award winner (Alexis Gray-Lawson), an honor given to the top player in the nation 5-8 and under

Boyle is highly regarded in the women's basketball community. She is a member of the State Farm/Wade Trophy selection committee and the USA Basketball Junior National Team Committee (2009-2012). In 2006 she was an assistant coach for the USA team that competed in the 2006 FIBA Americas U20 Championship for Women and a member of the WBCA Board of Directors.

Boyle served as an assistant coach at Duke from 1993 to 2002. During that nine-year span the Blue Devils recorded a 225-67 record, advancing to the NCAA Championships the last eight seasons and making Final Four appearances in 1999 and 2002.

A four-year letterwinner at Duke, Boyle graduated in 1985 with a degree in economics and obtained a master's of science degree in health policy and administration from North Carolina in 1989. Her 75 steals during the 1984-85 campaign remained the highest single-season total until Alana Beard broke the mark in 2000-01. Prior to starting her coaching career at her alma mater she played professionally in Luxembourg and Germany for three years.

JOANNE BOYLE'S RECORD YEAR-BY-YEAR

School	Season	Overall	Conference		Post Season/Honors
		W-L	W-L	Finiah	
Richmond	2002-03	21-11	9-7	3	WNIT Quarterfinals
Richmond	2004-04	23-10	11-5	2	WNIT Semifinals
Richmond	2004-05	23-8	12-4	3	NCAA First Round
Totals	3 seasons	67-29	32-16		
California	2005-06	18-12	12-6	6	NCAA First Round
California	2006-07	23-9	12-6	3	NCAA First Round
California	2007-08	27-7	15-3	2	NCAA Second Round
California	2008-09	27-7	15-3	2	NCAA Sweet-16
California	2009-10	24-13	11-7	4	WNIT Champions
California	2010-11	18-16	7-11	6	WNIT Second Round
Totals	6 seasons	137-64	72-36		
Virginia	2011-12	25-11	9-7	5	WNIT Quarterfinals
Totals	1 season	25-11	9-7		
Career Totals	10 seasons	229-104	113-59		



COACH BOYLE'S BIOGRAPHY AT A GLANCE

THE JOANNE BOYLE FILE

Hometown: Philadelphia, Pa.
 High School: Gateway (Pittsburgh, Pa., 1981)
 College: Duke University (bachelor's, 1985)
 Postgraduate: University of North Carolina (master's 1989)

Career Record: 229-104
 Record at Virginia: 25-11
 20-win seasons: 8

COACHING EXPERIENCE

2011-present Head Coach, Virginia
 2005-11 Head Coach, California
 2002-05 Head Coach, Richmond
 1993-2002 Assistant Coach, Duke

COACHING HONORS

Pac-10 Coach of the Year
 2006-07
 Russell Athletic/WBCA Region 8 Coach of the Year
 2007-08
 WBCA Carol Eckman Award
 2011

JOANNE BOYLE'S RECORD VS. OPPONENTS

Opponent	Overall	UVa	Cal	Rich	Opponent	Overall	UVa	Cal	Rich
Albany	1-0		1-0		New Mexico	1-2		1-2	
Appalachian State	2-0	2-0			North Carolina	0-2	0-2		
Arkansas State	2-0		1-0	1-0	Northwestern	0-1			0-1
Arizona	11-1		11-1		Notre Dame	0-1		0-1	
Arizona State	8-8		8-8		Ohio State	0-1		0-1	
Auburn	0-1			0-1	Oklahoma	0-1		0-1	
Baylor	0-3		0-3		Oregon	12-3		12-3	
Belmont	1-0		1-0		Oregon State	11-1		11-1	
Boston College	2-1	2-0	0-1		Pepperdine	1-0		1-0	
Brigham Young	1-0		1-0		Portland State	1-0		1-0	
California	0-1	0-1			Princeton	2-0		2-0	
Cal Poly	1-0		1-0		Providence	1-0	1-0		
Cal State Fullerton	1-0		1-0		Radford	2-0	1-0	1-0	
Clemson	2-0	2-0			Rhode Island	1-0		1-0	4-1
Colorado	0-1		0-1		Richmond	2-0	2-0		
Colorado State	1-0		1-0		Rider	1-0			1-0
Columbia	1-0		1-0		Rutgers	2-1		2-1	
Connecticut	0-1		0-1		Sacred Heart	1-0			1-0
Creighton	0-1			0-1	St. Bonaventure	5-0		5-0	
Delaware	2-0			2-0	St. John's	0-1		0-1	
Dartmouth	1-0			1-0	Saint Joseph's	2-2			2-2
Dayton	5-1			5-1	Saint Mary's	5-0		5-0	
DePaul	0-1			0-1	San Diego	1-0		1-0	
Duke	0-1	0-1			San Jose State	2-1		2-1	
Duquesne	6-0			6-0	South Carolina State	1-0		1-0	
Eastern Washington	1-0		1-0		South Florida	2-0		1-0	1-0
Florida	3-0		1-0	2-0	Southern	1-0		1-0	
Florida State	3-1	2-0		1-1	Southern California	10-3		10-3	
Fordham	3-0			3-0	Southwest Missouri State	1-0		1-0	
Fresno State	3-0		3-0		Stanford	2-12		2-12	
George Washington	0-8		0-1	0-7	Stony Brook	1-0			1-0
Georgetown	3-0			3-0	TCU	1-1		1-1	
Georgia Southern	1-0		1-0		Temple	1-4			1-4
Georgia Tech	0-1	0-1			Tennessee	1-0	1-0		
Harvard	1-0		1-0		Texas	0-1	0-1		
Hawai'i	1-0	1-0			Texas A&M	0-2		0-2	
High Point	1-0	1-0			Texas-Arlington	1-0		1-0	
Howard	2-0	1-0	1-0		Texas Tech	1-1		1-1	
Idaho State	1-0		1-0		UC Davis	2-0		2-0	
Illinois	1-0		1-0		UCLA	5-9		5-9	
Illinois State	1-0		1-0		UC Riverside	2-0		2-0	
Indiana	1-0	1-0			UCSB	0-1			0-1
Iowa	1-0		1-0		UNLV	1-0		1-0	0-1
James Madison	1-1	1-1			Utah	1-0		1-0	
Kansas	2-0		2-0		Vanderbilt	1-1		1-1	
La Salle	4-2			4-2	Virginia	2-0		1-0	1-0
Liberty	4-0	1-0		3-0	Virginia Tech	2-1	2-0		0-1
Long Beach State	2-0		2-0		VCU	3-0			3-0
Loyola Marymount	1-0		1-0		Wagner	2-0	1-0		1-0
LSU	0-1			0-1	Wake Forest	1-0	1-0		
Marshall	1-0			1-0	Washington	9-5		9-5	
Maryland	1-2	0-2		1-0	Washington State	10-2		10-2	
Massachusetts	4-0	1-0		3-0	Western Michigan	1-0		1-0	
Miami	1-2	0-1	1-0	0-1	William & Mary	2-0		2-0	
Mount St. Mary's	1-0		1-0		Xavier	4-2			4-2
Nevada	2-0		2-0		Yale	1-0			1-0
NC State	1-0	1-0							



Assistant Coach



ASHLEY EARLEY

Ashley Earley joined the Cavalier coaching staff in April of 2012 as an assistant coach whose main responsibilities will be to oversee the post players and assist in the recruiting efforts.

Earley arrived in Charlottesville after spending two seasons as an assistant coach at Marquette, where she served in a similar capacity developing the Golden Eagle post players. Marquette finished 24-9 in her first season in 2010-11 and advanced to the second round of the NCAA Tournament.

Prior to her arrival at Marquette, Earley was an assistant at Rhode Island during the 2009-10 season and spent two years on the staff at Tennessee Tech in 2007-08 and 2008-09. She also served as a graduate assistant at Alabama during the 2006-07 campaign.

Earley played collegiately at Vanderbilt from 2001-05 and led the Commodores in scoring (18.4 ppg), rebounding (9.4 rpg) and steals (2.1 spg) as a senior captain during the 2004-05 season. That year, she was a unanimous first-team All-SEC selection, Kodak All-Region, Associated Press honorable mention All-American and Full Court Press second-team All-American. She paced the Southeastern Conference in field goal percentage and offensive rebounds and was a candidate for both the Naismith Trophy and Wooden Award.

Earley scored more than 1,300 career points at Vanderbilt and helped the team to four NCAA Tournament berths, including an Elite Eight appearance in 2002 and two appearances in the Sweet Sixteen (2004, 2005). The Commodores also won the SEC Championship in 2002 and 2004.

Following her career at Vanderbilt, Earley was drafted by the WNBA's Indiana Fever. She played the 2005-06 season for Maccabi Tel Kabir in the Safal Israeli League.

A native of Memphis, Tenn., Earley was the 2001 Tennessee Gatorade High School Player of the Year. She was a 2001 Parade and WBCA/Reebok All-American as well as a USA Today second team All-American out of Briarcrest High School.

Earley earned her bachelor's degree in psychology from Vanderbilt University in 2005 and her master's degree in marketing from the University of Alabama in 2007.

McNeill played collegiate basketball at Morgan State and received his bachelor's degree in finance in 2002. He earned his master's degree in public administration from the University of Baltimore in 2005.

Assistant Coach

CORY MCNEILL



Cory McNeill was named an assistant coach at UVa in May 2011. Virginia finished the 2011-12 season with a 25-11 overall record, the most wins since a 25-win season in 1999-2000. The Cavaliers advanced to the quarterfinals of the 2012 Women's National Invitation Tournament (WNIT).

McNeill, a native of Baltimore, Md., came to UVa after spending four seasons at Georgetown University (2007-11). During that time period, the Hoyas continued one of the nation's most impressive turnarounds, earning back-to-back NCAA Tournament berths (2010 and 2011) for the first time in program history.

McNeill served as Georgetown's defensive coordinator all four of his seasons, helping the Hoyas become one of the nation's leaders in forced turnovers and defensive field goal percentage.

In 2011, the Hoyas advanced to the NCAA Sweet 16 for the second time in school history. Georgetown had the 2009 BIG EAST Freshman of the Year and five All-BIG EAST conference selections during McNeill's tenure.

McNeill helped the Hoyas ink a national top-10 recruiting class in 2008.

McNeill was selected to attend Nike's Villa 7 Coaches Consortium in 2010 and 2011 as well as the ACE program in 2009.

Prior to his time at Georgetown, McNeill spent five seasons as an assistant coach at Coppin State (2002-07). During McNeill's tenure, Coppin State earned two Mid-Eastern Athletic Conference (MEAC) Championships, three regular-season MEAC Championships, two NCAA Tournament berths and a WNIT appearance.

While at Coppin State, McNeill was the offensive coordinator and the MEAC Player of the Year came from an Eagles' squad for four-consecutive years.

McNeill played collegiate basketball at Morgan State and received his bachelor's degree in finance in 2002. He earned his master's degree in public administration from the University of Baltimore in 2005.



Assistant Coach

KIM MCNEILL



Kim McNeill was named an assistant coach at UVa in May 2011. Virginia finished the 2011-12 season with a 25-11 overall record, the most wins since a 25-win season in 1999-2000. The Cavaliers advanced to the quarterfinals of the 2012 Women's National Invitation Tournament (WNIT).

McNeill is a native of Bassett, Va., and has been a member of Boyle's staffs at Richmond, California and now UVa. Before coming to Virginia, McNeill was an assistant coach at the University of Georgia from 2007-11. During that period the Lady Bulldogs participated in four-consecutive NCAA Tournaments and advanced to the NCAA Sweet 16 in both 2010 and 2011.

On the recruiting trail, McNeill helped Georgia ink 2008 and 2009 recruiting classes that were ranked among the nation's top five.

McNeill was selected to attend Nike's Villa 7 Coaches Consortium for three-consecutive years (2009-11) and the Achieving Coaching Excellence (ACE) Program in 2003. Prior to serving as an assistant at Georgia, McNeill spent two seasons on Boyle's staff at California (2005-07). The Golden Bears earned back-to-back NCAA Tournament berths and compiled a 41-21 record in those two seasons.

McNeill was also a member of Boyle's staff at Richmond, her alma mater. In 2005 the 23-8 Spiders received their first NCAA berth in 14 seasons. Prior to her time at Richmond, McNeill worked three seasons (2000-01 and 2002-04) at James Madison, including the Dukes' run to the 2001 Women's National Invitation Tournament (WNIT) semifinals. In between her time at JMU, McNeill was an assistant coach at Howard University.

The 1996 Big South Rookie of the Year while playing at Radford, McNeill transferred to Richmond where she was a three-year letterwinner and co-captain. In 2000 she was named to the Colonial Athletic Association (CAA) All-Defensive team.

McNeill received her bachelor's degree in sport science from Richmond in 2000.

McNeill is married to Cory McNeill. The two are expecting twins in January.

Director of Operations

SARAH HOLSINGER



Sarah Holsinger was named the director of basketball operations at UVa in May 2011.

Holsinger joined Boyle's staff as the director of operations after serving in the same capacity at California for six seasons. Originally from Luray, Va., Holsinger spent two seasons (2003-05) as James Madison's director of operations before making the move to the Pac-10 Conference.

Holsinger played basketball and lacrosse at Bridgewater College and was a member of the Eagles' 1999 Old Dominion Athletic Conference championship basketball team. Following graduation, she was head junior varsity girls' basketball coach at Eastern Mennonite High School in Virginia for the 2002-03 season.

Holsinger earned her bachelor's of science degrees in allied health science and nutrition from Bridgewater College in 2002. She obtained a master's degree in kinesiology with a concentration in sports administration and coaching from JMU in May 2004.




1

CHINA CROSBY

Guard • 5-6 • Sr.

New York, N.Y. (Manhattan Center)



Cavalier Career

2011-12

- Played in 12 games before suffering a season-ending knee injury
- Averaged 7.9 points, 2.3 assists and 1.9 steals per game
- Connected on 27-of-30 free throws (90 percent) and 14-of-41 three point attempts (37 percent)
- Had five double-digit scoring efforts, highlighted by a 13-point performance against No. 3 Tennessee
- Also had four assists and five rebounds vs. the Lady Vols

2010-11

- Appeared in 26 games and started 13, including the final 12 games of the season
- Averaged 7.1 points per game, ranking her fourth on the team in that category
- Connected on 13-of-39 (.333) three-point attempts
- Dished out 50 assists (1.9 per game)
- Set a new career-high with 25 points on 8-of-12 shooting including a career-high three three-pointers in the quarterfinals of the WNIT vs. Charlotte (March 26)
- Posted seven double-digit scoring games

2009-10

- Appeared in 13 games before suffering a season-ending knee injury on Jan. 2 at Colorado
- Named to the 2009 Marriott Cavalier Classic All-Tournament team
- Earned the team's Preseason Conditioning Award
- Scored a career-high 12 points vs. Indiana (Nov. 26) at the Junkanoo Jam in Freeport, Bahamas
- Also dished out a career-high seven assists vs. the Hoosiers

Career Highs

Points	25	vs. Charlotte, 3-26-11
3-Pointers	4	vs. Liberty, 12-7-11
Rebounds	5	(2x) last vs. #3 Tennessee, 11-20-11
Assists	7	vs. Indiana, 11-26-09
Steals	4	(6x), last vs. Liberty, 12-7-11
Blocks	2	vs. Boston College, 3-24-11
Double-Doubles	-	

High School

- McDonald's All-American and won the skills competition at the McDonald's All-American game
- ESPN Rise.com First Team All-American
- Rated the nation's No. 14 senior and the No. 2 point guard in the ESPNU Hoopgurlz 100
- Earned four-straight all-city honors at Manhattan Center and was selected Class AA Player of the Year by the New York State Sports-writers Association
- Averaged 13.3 points and 4.5 assists during her senior season
- Played for coach Jaywana Bradley at Manhattan Center and the NYC Gauchos and NY Gazelles on the AAU level

Personal

- Daughter of Monica Crosby

CROSBY'S CAREER STATISTICS

Year	G-GS	FG-A	PCT	3FG-A	PCT	FT-A	PCT	O-D-T	AVG	A	TO	BL	ST	PF-D	MIN	AVG	PTS	AVG
2009-10	13-13	25-86	.291	4-28	.143	23-30	.767	7-19-26	2.0	30	31	2	16	31-0	282	21.7	77	5.9
2010-11	26-13	59-146	.404	13-39	.333	53-73	.726	5-28-33	1.3	50	58	4	29	36-0	529	20.3	184	7.1
2011-12	12-12	27-73	.370	14-41	.341	27-30	.900	1-16-17	1.4	28	33	0	23	15-0	309	25.8	95	7.9
Totals	51-38	111-305	.364	31-108	.287	103-133	.774	13-63-76	1.6	108	122	6	68	82-0	1120	21.9	356	7.0

ACC Only

Year	GP-GS	FG-A	Pct.	3FG-A	Pct.	FT-A	Pct.	O-D-T	Avg.	A	TO	B	ST	PF-D	Min.	Avg.	Pts.	Avg.
2009-10	0-0	0-0	.000	0-0	.000	0-0	.000	0-0-0	0.0	0	0	0	0	0-0	0	0.0	0	0.0
2010-11	14-7	38-92	.413	7-22	.318	30-44	.682	4-15-19	1.4	29	38	1	15	23-0	315	22.5	113	8.1
2011-12	DNP																	
Totals	14-7	38-92	.413	7-22	.318	30-44	.682	4-15-19	1.4	29	38	1	15	23-0	315	22.5	113	8.1




4

SIMONE EGWU

Center • 6-3 • Sr.

Odenton, Md. (Arundel)



Cavalier Career

2011-12

- Named to the All-ACC Women's Basketball Academic Team for the second-consecutive season
- Also earned the team's Academic Award
- Started 34 games and appeared in 36, averaging 4.0 points and 4.3 rebounds per game
- Had two of the team's seven double-doubles: 10 points and 10 rebounds vs. Wagner (Dec. 28) and 11 points and 10 rebounds at Clemson (Jan. 8)

2010-11

- Named to the 2010-11 All-ACC Academic Women's Basketball Team and the 2010-11 ACC Honor Roll
- One of two Cavaliers to start all 35 contests in 2010-11
- Averaged 6.0 points per game
- Ranked first on the team by averaging 5.2 rebounds per game
- Scored at least 10 points on six occasions, including a season-high 16 points against UMBC (Dec. 18)
- Posted the second double-double of her career in the season-opener at Hofstra (Nov. 12) with 14 points and 14 rebounds

2009-10

- The only freshman to see action in all 31 games, starting 29
- Recipient of the Bob Williams Award, given to the student-athlete that best exemplifies the spirit of Bob Williams and the partnership of academics and athletics
- Shared the team's Rookie of the Year and Most Improved Player Awards with classmate Telia McCall
- Averaged 4.5 points and 4.3 rebounds per game

- Scored in double digits five times and had double-digit rebounds twice
- Named the ACC Rookie of the Week on Nov. 23 after averaging 14.5 points and 6.5 rebounds in a 1-1 week for UVa against USC Upstate (Nov. 18) and No. 6 Tennessee (Nov. 22)
- Set a career-high with 19 points against USC Upstate, while hauling down seven rebounds
- Pulled down a career-high 16 rebounds vs. Longwood (Feb. 16)
- Added 18 points against the Lancers for first career double-double

Career Highs

Points	19	vs. USC Upstate, 11-18-09
3-Pointers	-	
Rebounds	16	vs. Longwood, 2-16-10
Assists	3	(2x), last at Fla. State, 2-26-12
Steals	3	at #19 Florida State, 1-9-11
Blocks	3	(3x), last at NC State, 2-5-12
Double-Doubles	4	

High School

- The 15th-ranked center in the class according to the Collegiate Girls Basketball Report
- Captained Arundel and led the Wildcats to the Class 4A state championship game as a junior
- Averaged 16 points and 10 rebounds
- A first team All-Metro selection by the Baltimore Sun
- Played AAU basketball for Boo Williams Elite

Personal

- Daughter of Brigitte Bivens-Egwu and Chukwuemeka Egwu

EGWU'S CAREER STATISTICS

Year	G-GS	FG-A	PCT	3FG-A	PCT	FT-A	PCT	O-D-T	AVG	A	TO	BL	ST	PF-D	MIN	AVG	PTS	AVG
2009-10	31-29	55-104	.529	0-0	.000	28-51	.549	54-78-132	4.3	6	41	13	7	58-1	524	16.9	138	4.5
2010-11	35-35	75-155	.484	0-0	.000	60-89	.674	78-105-183	5.2	18	76	13	16	89-3	778	22.2	210	6.0
2011-12	36-34	57-128	.445	0-0	.000	31-47	.660	61-95-156	4.3	13	69	18	25	94-3	804	22.3	145	4.0
Totals	102-98	187-387	.483	0-0	.000	119-187	.636	193-278-471	4.6	37	186	44	48	241-7	2106	20.6	493	4.8

ACC Only*

Year	GP-GS	FG-A	Pct.	3FG-A	Pct.	FT-A	Pct.	O-D-T	Avg.	A	TO	B	ST	PF-D	Min.	Avg.	Pts.	Avg.
2009-10	14-14	10-33	.303	0-0	.000	6-16	.375	20-27-47	3.4	2	20	6	3	25-0	225	16.1	26	1.9
2010-11	14-14	20-50	.400	0-0	.000	21-25	.840	25-38-63	4.5	3	20	3	8	40-1	306	21.9	61	4.4
2011-12	16-16	28-61	.459	0-0	.000	11-18	.611	28-46-74	4.6	5	25	11	9	48-3	368	23.1	67	4.2
Totals	44-44	58-144	.402	0-0	.000	38-59	.644	73-111-184	4.2	10	65	20	20	113-4	899	20.4	154	3.5



23

ATAIRA FRANKLIN

Guard • 5-11 • Jr.

Bowie, Md. (Riverdale Baptist)



Cavalier Career

2011-12

- Honorable Mention All-ACC
- Earned the team's Practice Player of the Year Award
- Started all 36 of UVa's contests and finished second in scoring with 12.4 points per game
- Added 4.0 rebounds and 2.2 steals per game
- Recorded a double-double (19 points and 12 rebounds) at Duke on Jan. 2
- Reached double-digits for scoring on 24 occasions, including a 29-point performance against North Carolina on Jan. 5
- Led the team with 53 three-pointers made

2010-11

- Named to the ACC All-Freshman Team
- Led the Atlantic Coast Conference for most of the season in three-point field goal percentage (43-for-90, 48 percent)
- The team's second-leading scorer at 9.4 points per game
- Started the final 27 games of the season and made 35 overall appearances
- Recorded 35 steals and 149 rebounds (4.3 per game)
- In ACC-only games, led Virginia by averaging 12.6 points and 4.6 rebounds per game
- Had a run of nine-consecutive double-digit scoring games, all against ACC opponents
- Totaled 18 (tied team-high) double-digit scoring games overall
- Posted two double-doubles - 12 points and 10 rebounds vs. James Madison (Dec. 20) and 18 points and 10 rebounds at NC State (Feb. 10)
- Scored 19 points at Clemson (Jan. 30) and against Wake Forest at the ACC Tournament

Career Highs

Points	29	vs. #25 UNC, 1-5-12
3-Pointers	4	(3x), last vs. Boston College, 3-1-12
Rebounds	12	at #7 Duke, 1-2-12
Assists	5	vs. Boston College, 1-21-12
Steals	6	(3x), last vs. Florida State, 1-29-12
Blocks	3	(2x), last vs. Boston College, 1-21-12
Double-Doubles	3	

High School

- Four-year letterwinner at Riverdale Baptist High School
- A first team All-Metro selection by the Washington Post
- Averaged 16 points per game and had five 20-point performances during her senior season for Riverdale Baptist
- A member of the Capital Classic All-Star Game roster
- A three-time all-county selection and first-ever two-time IAABO Tournament MVP
- Earned NACA High School All-American honors in 2007
- Played for Boo Williams Elite on the AAU level

Personal

- Parents are Anthony and Lakita Franklin
- Both parents played collegiate basketball at the University of Illinois at Chicago
- Has a brother, Anthony

FRANKLIN'S CAREER STATISTICS

Year	G-GS	FG-A	PCT	3FG-A	PCT	FT-A	PCT	O-D-T	AVG	A	TO	BL	ST	PF-D	MIN	AVG	PTS	AVG
2010-11	35-27	117-256	.457	43-90	.478	53-64	.828	57-92-149	4.3	50	55	27	35	68-1	912	26.1	330	9.4
2011-12	36-36	156-426	.366	53-165	.321	83-109	.761	57-87-144	4.0	59	86	25	79	73-2	1173	32.6	448	12.4
Totals	71-63	273-682	.400	96-255	.376	137-173	.792	114-179-293	4.1	100	141	52	114	141-3	2085	29.4	778	11.0

ACC Only

Year	GP-GS	FG-A	Pct.	3FG-A	Pct.	FT-A	Pct.	O-D-T	Avg.	A	TO	B	ST	PF-D	Min.	Avg.	Pts.	Avg.
2010-11	14-14	67-143	.469	24-51	.471	19-22	.864	24-40-64	4.6	25	24	14	18	29-1	448	32.0	177	12.6
2011-12	16-16	69-203	.340	23-81	.284	43-51	.843	35-43-78	4.9	26	34	10	34	31-1	547	34.2	204	12.8
Totals	30-30	136-346	.393	47-132	.356	62-73	.849	59-83-142	4.7	51	58	24	52	60-2	995	33.2	381	12.7



14 LEXIE GERSON

Guard • 5-11 • Sr.

Fort Washington, Pa. (The Peddie School)



Cavalier Career

2012-13

- Will miss the entire season recovering from hip surgery

2011-12

- Earned a spot on the 2012 ACC All-Defensive Team
- Named the team's Best Defensive Player
- Led Virginia in total steals (113) and steals per game (3.1)
- Those totals consistently ranked in the top 15 nationally and top three in the ACC all season long
- Averaged 9.5 points, 3.8 rebounds and 2.6 assists per game in 36 appearances
- Started 24-consecutive games to end the season
- Scored in double figures on 18 occasions, highlighted by a 19-point performance vs. Radford (Dec. 18)
- Had at least five steals eight different times, including a seven-steal game vs. James Madison on Dec. 20

2010-11

- Appeared in 30 games and started 13, averaging 5.5 points and 1.9 rebounds per game
- Reached double digits in points on six occasions, including a career-high 19 points vs. Radford (Dec. 6)
- Had her best performance of the season against the Highlanders, finishing 6-for-15 from the field and tying a career-high with three three-pointers

2009-10

- Appeared in 30 games and started 15 for the Cavaliers
- Averaged 5.0 points and 1.6 rebounds
- Led the team in free throw shooting, connecting on 35-of-43 (81 percent)

- Had eight double-digit scoring games, including a run of four-straight from Jan. 24 to Feb. 4 against ACC opponents Georgia Tech, NC State, Wake Forest and Clemson
- Scored a career-high 15 points at Wake Forest (Jan. 31), including a personal best three three-pointers
- Hauled down a career-high seven rebounds in her first-career ACC Tournament contest vs. NC State (March 5)

Career Highs

Points	19	(2x), last vs. Radford, 12-18-11
3-Pointers	4	vs. Radford, 12-18-11
Rebounds	9	vs. Clemson, 2-12-12
Assists	7	at Georgia Tech, 1-25-12
Steals	7	vs. James Madison, 12-20-11
Blocks	4	vs. Wake Forest, 2-24-12
Double-Doubles	-	

High School

- Received an honorable mention All-American nod from the 2009 Women's Basketball Coaches Association (WBCA)
- Ranked as the No. 6 shooting guard and No. 26 overall player in the class by the Collegiate Girls Basketball Report
- Played AAU basketball for the Philadelphia Belles
- The Peddie School ended with 20-straight victories in Gerson's senior season and cracked the top 50 in national polls
- The Peddie School went on to win the state and MAPL championships, its fourth-straight
- Scored her 1,000th career point in February of her senior season

Personal

- Daughter of Mitch and Andrea Gerson

GERSON'S CAREER STATISTICS

Year	G-GS	FG-A	PCT	3FG-A	PCT	FT-A	PCT	O-D-T	AVG	A	TO	BL	ST	PF-D	MIN	AVG	PTS	AVG
2009-10	30-15	50-152	.329	14-69	.203	35-43	.814	19-29-48	1.6	27	47	8	29	45-0	489	16.3	149	5.0
2010-11	30-13	59-180	.328	16-57	.281	30-40	.750	21-36-57	1.9	29	40	6	33	29-1	514	17.1	164	5.5
2011-12	36-24	123-339	.363	33-129	.256	62-73	.849	41-95-136	3.8	94	61	10	113	49-0	1185	32.9	341	9.5
Totals	96-52	232-671	.346	63-255	.247	127-156	.814	81-160-241	2.4	150	148	24	175	123-1	2188	22.8	654	6.8

ACC Only


Year	GP-GS	FG-A	Pct.	3FG-A	Pct.	FT-A	Pct.	O-D-T	Avg.	A	TO	B	ST	PF-D	Min.	Avg.	Pts.	Avg.
2009-10	14-12	30-89	.337	7-40	.175	22-28	.786	11-9-20	1.4	19	22	5	19	23-0	293	20.9	89	6.4
2010-11	11-4	10-42	.238	4-21	.190	8-11	.727	3-11-14	1.3	2	7	1	12	5-0	126	11.5	32	2.9
2011-12	16-16	60-178	.337	12-60	.200	30-36	.833	23-40-63	3.9	44	31	6	53	18-0	584	36.5	162	10.1
Totals	41-32	100-309	.324	23-121	.190	60-75	.800	37-60-97	2.2	65	60	12	84	46-0	1003	24.5	283	6.9



30 TELIA MCCALL

Forward • 6-1 • Sr.

Marietta, Ga. (Marietta)



Cavalier Career

2011-12

- Named the team's Most Improved Player
- Appeared in 34 games and averaged 5.4 points and 3.8 rebounds per game
- Field goal percentage improved from 37 percent in 2011-12 to 43 percent in 2011-12 and she also improved statistically in points per game, rebounds per game, free throw percentage and three-point field goal percentage
- Season-high 14 points vs. Appalachian State in the 2012 WNIT on March 22

2010-11

- Appeared in 35 games and averaged 4.2 points and 3.4 rebounds per game
- Reached the 10-point plateau on six occasions, including back-to-back 10-point performances against Mount St. Mary's (Nov. 14) and at No. 4 Tennessee (Nov. 18)
- Also added eight rebounds against the Lady Volunteers and had three steals and a block
- Scored 12 points vs. Wake Forest (Feb. 3)

2009-10

- Appeared in 30 games and averaged 4.1 points and 4.2 rebounds per game
- Shared the team's Rookie of the Year and Most Improved Player Awards with classmate Simone Egwu
- Set a career-high and was one off the school record with 20 rebounds on Feb. 15 vs. No. 20 North Carolina
- Scored a career-high 14 points against Liberty (Dec. 29)
- Swatted a personal best three shots against Furman (Dec. 8)

Career Highs

Points	14	(2x), last vs. Appalachian State, 3-22-12
3-Pointers	2	vs. Mount St. Mary's, 11-14-10
Rebounds	20	vs. No. 20 North Carolina, 2-15-10
Assists	2	(7x), last at NC State, 2-5-12
Steals	4	(2x), last vs. #11 Miami, 1-19-12
Blocks	3	(3x), last vs. Boston College, 2-20-11
Double-Doubles	-	

High School

- A first team all-state selection by the Atlanta Journal-Constitution
- The player of the year in Georgia for 5A as a senior and finished her career at Marietta with more than 1,800 points
- Selected to the Atlanta Tip Off Club's All-Metro Atlanta Team of the Year
- Played in the 2009 GACA High School State All-Star Girls Basketball Game
- Averaged a double-double for Marietta High School
- Played for the Georgia Metros on the AAU level

Personal

- Daughter of Andrew and Patricia McCall

McCALL'S CAREER STATISTICS

Year	G-GS	FG-A	PCT	3FG-A	PCT	FT-A	PCT	O-D-T	AVG	A	TO	BL	ST	PF-D	MIN	AVG	PTS	AVG
2009-10	30-0	46-108	.426	4-11	.364	28-43	.651	48-78-126	4.2	8	31	15	18	54-1	487	16.2	124	4.1
2010-11	35-0	54-147	.367	7-23	.304	31-44	.705	43-76-119	3.4	17	40	16	16	71-2	498	14.2	146	4.2
2011-12	34-0	66-153	.431	4-7	.571	46-63	.730	65-65-130	3.8	15	35	4	35	60-2	582	17.1	182	5.4
Totals	99-0	166-408	.407	15-41	.366	105-150	.700	156-219-375	3.8	40	106	35	69	185-5	1567	15.8	452	4.6

ACC Only

Year	GP-GS	FG-A	Pct.	3FG-A	Pct.	FT-A	Pct.	O-D-T	Avg.	A	TO	B	ST	PF-D	Min.	Avg.	Pts.	Avg.
2009-10	14-0	23-55	.418	1-3	.333	14-24	.583	27-36-63	4.5	6	15	8	8	26-0	260	18.6	61	4.4
2010-11	14-0	19-63	.302	2-12	.167	15-18	.833	19-21-40	2.9	5	14	6	7	25-1	191	13.6	55	3.9
2011-12	15-0	23-62	.371	1-2	.500	24-34	.706	23-27-50	3.3	7	21	3	20	33-1	272	18.1	71	4.7
Totals	43-0	65-180	.361	4-17	.235	53-76	.697	69-84-153	3.6	18	50	17	35	84-2	723	16.8	187	4.3



21 JAZMIN PITTS

Forward • 6-1 • Jr.

Mosely, Va. (Cosby)



Cavalier Career

2011-12

- Appeared in 34 games, starting two
- Averaged 4.5 points and 2.6 rebounds per game
- Scored at least 10 points on five occasions, including three double-digit scoring efforts to open the season
- Season-high 16 points vs. Radford on Dec. 18

2010-11

- Appeared in 31 games and started one (vs. North Carolina A&T on Dec. 28)
- Averaged 3.9 points and 3.4 rebounds per game
- Hauled down 17 rebounds in her collegiate debut at Hofstra (Nov. 12)
- Scored in double digits on three occasions - 12 points vs. Longwood (Nov. 21), 17 points vs. North Carolina A&T (Dec. 28) and 12 points vs. Maryland (Jan. 21)
- Had nine points and nine rebounds at Virginia Tech (Feb. 27)

Career Highs

Points	17	vs. North Carolina A&T, 12-28-10
3-Pointers	-	
Rebounds	17	at Hofstra, 11-12-10
Assists	3	vs. Richmond, 1-3-11
Steals	2	(4x), last vs. Clemson, 2-12-12
Blocks	2	(8x) last vs. Richmond, 3-19-12
Double-Doubles	-	

High School

- A three-time first team All-Metro selection by the Richmond Times-Dispatch and the newspaper's Player of the Year in 2009
- As a senior at Cosby High School, averaged 15.0 points, nine rebounds and three blocks while setting school records for career points (1,825) and surpassing the 1,000-rebound mark
- Played for Boo Williams Elite on the AAU level
- Also lettered in track and field (shot put)

Personal

- Parents are Steve and Jeaneen Pitts
- Has a brother, Steven
- Father, Steve, played basketball at the University of Buffalo

PITTS' CAREER STATISTICS

Year	G-GS	FG-A	PCT	3FG-A	PCT	FT-A	PCT	O-D-T	AVG	A	TO	BL	ST	PF-D	MIN	AVG	PTS	AVG
2010-11	31-1	38-98	.388	0-0	.000	44-108	.407	43-62-105	3.4	8	35	18	8	53-0	326	10.5	120	3.9
2011-12	34-2	62-135	.459	0-1	.000	29-64	.453	48-39-87	2.6	10	28	12	16	74-2	377	11.1	153	4.5
Totals	65-3	100-233	.429	0-1	.000	73-172	.424	91-101-192	3.0	18	63	30	24	127-2	703	10.8	273	4.2

ACC Only


Year	GP-GS	FG-A	Pct.	3FG-A	Pct.	FT-A	Pct.	O-D-T	Avg.	A	TO	B	ST	PF-D	Min.	Avg.	Pts.	Avg.
2010-11	14-0	21-54	.389	0-0	.000	22-52	.423	26-28-54	3.9	2	12	8	6	25-0	171	12.2	64	4.6
2011-12	15-0	20-59	.339	0-1	.000	12-25	.480	21-14-35	2.3	3	11	5	8	29-0	165	11.0	52	3.5
Totals	29-0	41-113	.363	0-1	.000	34-77	.442	47-42-89	3.1	5	23	13	14	54-0	336	11.6	116	4.0



10 KELSEY WOLFE

Guard • 5-10 • Jr.

Germantown, Md. (Seneca Valley)



Cavalier Career

2011-12

- Appeared in 35 games, averaging 2.9 points and 1.8 rebounds per game
- Scored 12 points in a victory against Clemson on Feb. 12
- Also reached double figures for scoring (11 points) at Florida State (Feb. 26)
- Seven points and eight rebounds vs. Wagner at the Marriott Cavalier Classic

2010-11

- Appeared in 22 games and averaged 2.7 points and 1.3 rebounds per game
- Began her college career with 12 points and 10 rebounds at Hofstra (Nov. 12) for first-career double-double
- Followed that up with 12 points against Mount St. Mary's in the home opener (Nov. 14)

Career Highs

Points	12	(3x), last vs. Clemson, 2-12-12
3-Pointers	2 (3x), last vs. North Carolina A&T, 12-28-10	
Rebounds	10	at Hofstra, 11-12-10
Assists	4	vs. Boston College, 3-1-12
Steals	4	vs. Radford, 12-18-11
Blocks	1	(3x), last vs. Virginia Tech, 1-23-11
Double-Doubles	1	

High School

- A four-year letterwinner for Seneca Valley High School, where was earned the Team MVP award for four years
- The Washington Post's All-Metro Player of the Year in 2010
- Led the Screaming Eagles to a 27-0 record and the Maryland 3A State Championship
- The Gatorade Player of the Year in Maryland after averaging 20.0 points (29.8 in the postseason), six rebounds and four assists per game
- A Montgomery Gazette first team selection in 2009 and 2010
- Scored her 1000th-career point on Jan. 23, 2009 and graduated as Seneca Valley's all-time leading scorer with 1,809 points
- Played for the Fairfax Stars on the AAU level
- A National Honor Society member

Personal

- Parents are Marcy and Kurt Wolfe
- Has two brothers, Patrick and Thomas, and one sister, Jessie

WOLFE'S CAREER STATISTICS

Year	G-GS	FG-A	PCT	3FG-A	PCT	FT-A	PCT	O-D-T	AVG	A	TO	BL	ST	PF-D	MIN	AVG	PTS	AVG
2010-11	22-0	21-62	.339	11-40	.275	7-13	.538	7-21-28	1.3	17	26	3	6	21-1	201	9.1	60	2.7
2011-12	35-0	32-115	.278	10-54	.185	28-38	.737	28-35-63	1.8	31	32	0	27	35-0	435	12.4	102	2.9
Totals	57-0	53-177	.299	21-94	.223	35-51	.686	35-56-91	1.5	48	58	3	33	56-1	606	10.6	162	2.8

ACC Only

Year	GP-GS	FG-A	Pct.	3FG-A	Pct.	FT-A	Pct.	O-D-T	Avg.	A	TO	B	ST	PF-D	Min.	Avg.	Pts.	Avg.
2010-11	7-0	3-13	.231	2-7	.286	2-3	.667	2-2-4	0.6	2	4	1	2	2-0	45	6.4	10	1.4
2011-12	16-0	17-54	.315	5-28	.179	11-15	.733	10-12-22	1.4	15	14	0	9	15-0	198	12.4	50	3.1
Totals	23-0	20-57	.351	7-35	.200	13-18	.722	12-14-26	1.0	17	18	1	11	17-0	243	10.6	60	2.6




3

SARAH BETH BARNETTE

Forward • 6-2 • R-So.

Lexington, Ky. (Lexington Christian Academy)/Kentucky



Before Virginia

- Played one season at Kentucky, appearing in 29 games and averaging 1.7 points and 1.6 rebounds per game

High School

- Averaged 23.6 points, 8.7 rebounds, 2.4 steals, 2.2 assists and 1.9 blocks per game for Lexington Christian Academy and finished her high school career with 1,928 points and 1,076 rebounds
- 2010 Kentucky Miss Basketball
- 2010 Gatorade Kentucky Player of the Year
- McDonald's All-American nominee
- Earned the 2010 Regional Outstanding Sportsmanship Award
- Named the 2010 LCA Female Athlete of the Year 2010
- Honorable mention preseason All-America choice for 2009-10 (Sporting News)

42 RAESHAUN GAFFNEY

Guard • 5-8 • Fr.

Fairfield, Ohio (Fairfield)



High School

- Rated the No. 35 prospect by Blue Star Basketball and an ESPNHoopGurlz Top 100 prospect
- Played two years at Mount Notre Dame before transferring to Fairfield Senior High for her junior and senior seasons
- Starting player on the 2008-09 Mount Notre Dame squad that won the state championship and were ranked No. 10 in the nation
- As a sophomore at MND, earned first team All-City, first team All-Greater Cincinnati League averaging 20.3 ppg
- As a junior at Fairfield Senior High, averaged 26.1 ppg to earn first team All-City, first team All-Greater Miami Conference, and second team All-State honors
- Scored her 1,000th high school career point as a junior
- As a senior at Fairfield Senior High, averaged 26.7 ppg and 10 rpg and was a McDonald's All-American nominee

Personal

- Parents are Shauna and Raymond Gaffney
- Father, Raymond Gaffney, played collegiate basketball at Minnesota
- Has a younger brother, Ryan



42 JARYN GARNER

Guard • 5-7 • Fr.

Sewell, N.J. (Germantown Academy)



High School

- McDonald's All-American nominee
- Ranked a three-star prospect by ESPNHoopGurlz,
- Two time first team All-Inter-AC League at Germantown Academy in Fort Washington, Pa.
- Earned All-State honors as a senior
- Averaged 13 points, 6 rebounds, and four steals per game in high school
- On the Germantown Academy top-ten list for career steals

Personal

- Parents are Tracy & Dale Garner
- Father, Dale, ran track at Albion College
- Has a younger brother, Joshua

42 SARAH IMOV BIOH

Forward • 6-2 • So.

Abuja, Nigeria (St. Anne's-Belfield)



Cavalier Career

- Ruled ineligible to compete and practice by the NCAA during her first year at UVa. The ruling is a result of a gap in her high school enrollment while living in Nigeria. NCAA bylaw 14.3.1.2.1 requires prospective student-athletes to complete their core-curriculum requirements within four consecutive years of their initial date of high school enrollment
- Enrolled at UVa during 2011-12 academic but could not compete in games or participate in practices

High School

- A member of the *Parade Magazine* All-American High School Girls Basketball Team (May 2011)
- Ranked No. 15 at her position by *HoopGurlz.com*
- Played high school basketball at St. Anne's-Belfield High School in Charlottesville, Va.
- Averaged 29.0 points and 22.6 rebounds per game during her senior season
- Scored 31 points and grabbed 25 rebounds in her final high school game in the VIS Division II state championship game
- To end her 2009-10 high school season, had a 53-point performance in the state semifinals
- Averaged 32.2 points, 20.0 rebounds, 4.9 blocked shots and 4.3 steals per game during her junior high school season



42 FAITH RANDOLPH

Guard • 5-10 • Fr.

Derwood, Md. (Our Lady of Good Counsel)



High School

- Ranked as the No. 26 prospect in the class by ESPNHoopGurlz
- Our Lady of Good Counsel squad won WCAC Championship in 2011-12
- Named WCAC Player of the Year her senior season
- Was also named first team All-Gazette Player of the Year and first team All-Met in 2011-12
- Attended USA Basketball U18 trials in Colorado Springs during the summer of 2012
- Averaged 16.6 ppg, 3 assists, and 2.5 steals per game in her senior year

Personal

- Parents are Deborah and Gary Randolph



Virginia Season Results & Leaders 2011-12

RECORD:	OVERALL	HOME	AWAY	NEUTRAL
ALL GAMES	25-11	17-3	7-5	1-3
CONFERENCE	9-7	5-3	4-4	0-0
NON-CONFERENCE	16-4	12-0	3-1	1-3

DATE	TIME	OPPONENT	SCORE	ATTEND	HIGH POINTS	HIGH REBOUNDS
11/11/11	7 p.m.	APPALACHIAN STATE	W, 80-48	3,108	(15) Chelsea Shine	(8) Chelsea Shine
11/14/11	7 p.m.	at Providence	W, 55-38	270	(12) Simone Egwu	(10) Chelsea Shine
11/16/11	7 p.m.	HIGH POINT	W, 67-41	2,721	(14) Ariana Moorers	(7) Telia McCall (7) Chelsea Shine (7) Kelsey Wolfe
11/20/11	2 p.m.	#3 TENNESSEE	W (ot), 69-64	6,450	(18) Chelsea Shine	(10) Ariana Moorers
11/25/11	3 p.m.	vs. #24 Texas ^	53-79 L	1,412	(17) Ariana Moorers	(5) Jazmin Pitts
11/26/11	2 p.m.	at Hawaii ^	W, 60-43	1,383	(14) Ataira Franklin	(9) Ariana Moorers
11/27/11	3 p.m.	vs. California ^	50-59 L	1,420	(15) Chelsea Shine	(9) Chelsea Shine
12/1/11	7 p.m.	INDIANA %	W, 65-49	2,751	(16) Ataira Franklin	(8) Simone Egwu
12/4/11	2 p.m.	at Richmond	W, 69-56	716	(17) Ariana Moorers	(7) Ariana Moorers
12/7/11	7 p.m.	LIBERTY	W, 64-38	2,818	(12) China Crosby	(5) Ataira Franklin
12/18/11	2 p.m.	RADFORD	W, 92-43	3,061	(19) Lexie Gerson	(7) Telia McCall (7) Ariana Moorers (7) Chelsea Shine
12/20/11	7 p.m.	JAMES MADISON	W, 59-53	3,519	(22) Ataira Franklin	(8) Chelsea Shine (8) Ariana Moorers
12/28/11	7 p.m.	WAGNER \$	W, 84-41	2,970	(23) Ariana Moorers	(10) Simone Egwu
12/29/11	7 p.m.	UMASS \$	W, 53-38	2,951	(12) Lexie Gerson	(12) Chelsea Shine
1/2/12	7 p.m.	* at #7 Duke	66-77 L	4,223	(19) Ataira Franklin	(12) Ataira Franklin
1/5/12	7 p.m.	* #25 NORTH CAROLINA	73-78 L (2ot)	3,250	(29) Ataira Franklin	(9) Ataira Franklin
1/8/12	2 p.m.	* at Clemson	W, 54-47	622	(13) Chelsea Shine	(10) Simone Egwu
1/12/12	7 p.m.	* VIRGINIA TECH	W, 52-39	3,160	(13) Lexie Gerson	(8) Ariana Moorers
1/16/12	8:30 p.m.	* at #8 Maryland	61-68 L	3,897	(15) Lexie Gerson	(7) Telia McCall
1/19/12	7 p.m.	* #11 MIAMI	53-56 L	3,161	(18) Ariana Moorers	(6) Kelsey Wolfe
1/21/12	7 p.m.	* BOSTON COLLEGE	W, 69-58	3,161	(21) Ataira Franklin	(8) Chelsea Shine (8) Lexie Gerson
1/25/12	7 p.m.	* at Georgia Tech	53-63 L	605	(14) Ariana Moorers	(5) Ataira Franklin
1/29/12	3:30 p.m.	* FLORIDA STATE	W, 62-52	4,840	(15) Ariana Moorers	(6) Chelsea Shine
2/3/12	8:30 p.m.	* at #23 North Carolina	56-64 L	2,755	(21) Ariana Moorers	(9) Chelsea Shine
2/5/12	2 p.m.	* at NC State	W, 55-47	2,287	(20) Ataira Franklin	(10) Ariana Moorers
2/12/12	2 p.m.	* CLEMSON	W, 68-36	4,365	(20) Chelsea Shine	(9) Lexie Gerson
2/16/12	7 p.m.	* #8 MARYLAND	56-73 L	3,310	(23) Ariana Moorers	(5) Ariana Moorers (5) Ataira Franklin
2/19/12	2 p.m.	* at Virginia Tech	W, 66-40	2,338	(17) Ariana Moorers	(8) Ariana Moorers
2/24/12	6:30 p.m.	* WAKE FOREST	W, 61-55	3,988	(17) Ataira Franklin	(9) Simone Egwu (9) Chelsea Shine
2/26/12	2 p.m.	* at Florida State	W, 66-57	2,571	(23) Ariana Moorers	(6) Chelsea Shine
3/1/12	8 p.m.	vs. Boston College &	W, 72-41	5,203	(20) Ariana Moorers (20) Ataira Franklin	(7) Ariana Moorers
3/2/12	8 p.m.	vs. #6 Maryland &	58-70 L	7,462	(19) Ariana Moorers	(7) Ariana Moorers
3/15/12	7 p.m.	HOWARD ()	W (ot), 59-56	912	(18) Lexie Gerson	(9) Telia McCall
3/19/12	7 p.m.	RICHMOND ()	W, 68-55	1,121	(16) Ariana Moorers	(10) Telia McCall
3/22/12	7 p.m.	APPALACHIAN STATE ()	W, 74-58	1,422	(22) Ataira Franklin	(6) Ariana Moorers
3/25/12	2 p.m.	at James Madison#	L, 68-59	3301	(18) Ariana Moore	(7) Simone Egwu (7) Ariana Moorers (7) Telia McCall

^ Waikiki Beach Marriot Rainbow Wahine Showdown (Honolulu, Hawaii) | % Big Ten/ACC Challenge (Charlottesville, Va.)

\$ Marriott Cavalier Classic (Charlottesville, Va.) | & ACC Tournament (Greensboro, N.C.)

() Women's National Invitation Tournament (WNIT) (Charlottesville, Va.) | # Women's National Invitation Tournament (WNIT) Quarterfinals, Harriotsburg, Va.



Virginia Season Statistics 2011-12

RECORD:	OVERALL	HOME	AWAY	NEUTRAL
ALL GAMES	25-11	17-3	7-5	1-3
CONFERENCE	9-7	5-3	4-4	0-0
NON-CONFERENCE	16-4	12-0	3-1	1-3

##	Player	Total		3-Point			F-Throw			Rebounds				PF/DQ			AST			pts	avg	
		gp-gs	min	avg	fg-fga	fg%	3fg-fga	3fg%	ft-fa	ft%	off	def	tot	avg	pf	dq	a	to	blk			sti
15	Ariana Moorer	36-36	1292	35.9	170-463	.367	20-74	.270	158-203	.778	48	146	194	5.4	75	0	128	98	6	102	518	14.4
23	Ataira Franklin	36-36	1173	32.6	156-426	.366	53-165	.321	83-109	.761	57	87	144	4.0	73	2	59	86	25	79	448	12.4
14	Lexie Gerson	36-24	1185	32.9	123-339	.363	33-129	.256	62-73	.849	41	95	136	3.8	49	0	94	61	10	113	341	9.5
01	China Crosby	12-12	309	25.8	27-73	.370	14-41	.341	27-30	.900	1	16	17	1.4	15	0	28	33	0	23	95	7.9
50	Chelsea Shine	36-36	1034	28.7	101-253	.399	0-3	.000	71-89	.798	96	105	201	5.6	63	2	48	56	20	44	273	7.6
30	Telia McCall	34-0	582	17.1	66-153	.431	4-7	.571	46-63	.730	65	65	130	3.8	60	2	15	35	4	35	182	5.4
21	Jazmin Pitts	34-2	377	11.1	62-135	.459	0-1	.000	29-64	.453	48	39	87	2.6	74	2	10	28	12	16	153	4.5
04	Simone Egwu	36-34	804	22.3	57-128	.445	0-0	.000	31-47	.660	61	95	156	4.3	94	3	13	69	18	25	145	4.0
10	Kelsey Wolfe	35-0	435	12.4	32-115	.278	10-54	.185	28-38	.737	28	35	63	1.8	35	0	31	32	0	27	102	2.9
05	Erinn Thompson	19-0	109	5.7	10-22	.455	0-1	.000	4-9	.444	10	12	22	1.2	11	0	6	5	3	6	24	1.3
Team											72	85	157				13					
Total.....		36	7300		804-2107	.382	134-475	.282	539-725	.743	527	780	1307	36.3	549	11	432	516	98	470	2281	63.4
Opponents.....		36	7300		712-1896	.376	176-641	.275	348-532	.654	494	871	1365	37.9	581	12	418	815	137	235	1948	54.1

TEAM STATISTICS	VA	OPP	Date	Opponent	Score	Att.				
SCORING	2281	1948	11/11/11	APPALACHIAN STATE	w	80-48	3108			
Points per game	63.4	54.1	11/14/11	at Providence	w	55-38	270			
Scoring margin	+9.3	-	11/16/11	HIGH POINT	w	67-41	2721			
FIELD GOALS-ATT	804-2107	712-1896	11/20/11	TENNESSEE	Wot	69-64	6450			
Field goal pct	.382	.376	11/25/11	vs Texas	L	53-79	1412			
3 POINT FG-ATT	134-475	176-641	11/26/11	at Hawai'i	w	60-43	1383			
3-point FG pct	.282	.275	11/27/11	vs California	L	50-59	1420			
3-pt FG made per game	3.7	4.9	12/01/11	INDIANA	w	65-49	2751			
FREE THROWS-ATT	539-725	348-532	12/4/11	at Richmond	w	69-56	716			
Free throw pct	.743	.654	12/7/11	LIBERTY	w	64-38	2818			
F-Throws made per game	15.0	9.7	12/18/11	RADFORD	w	92-43	3061			
REBOUNDS	1307	1365	12/20/11	JAMES MADISON	w	59-53	3519			
Rebounds per game	36.3	37.9	12/28/11	WAGNER	w	84-41	2970			
Rebounding margin	-1.6	-	12/29/11	MASSACHUSETTS	w	53-38	2951			
ASSISTS	432	418	* 1-2-12	at Duke	L	66-77	4223			
Assists per game	12.0	11.6	* 1/5/12	NORTH CAROLINA	Lo2	73-78	3250			
TURNOVERS	516	815	* 01/08/12	at Clemson	w	54-47	622			
Turnovers per game	14.3	22.6	* 1/12/12	VIRGINIA TECH	w	52-39	3160			
Turnover margin	+8.3	-	* 01/16/12	at Maryland	L	61-68	3897			
Assist/turnover ratio	0.8	0.5	* 1/19/12	MIAMI	L	53-56	3161			
STEALS	470	235	* 1/21/12	BOSTON COLLEGE	w	69-58	3161			
Steals per game	13.1	6.5	* 01/25/12	at Georgia Tech	L	53-63	605			
BLOCKS	98	137	* 1/29/12	FLORIDA STATE	w	62-52	4840			
Blocks per game	2.7	3.8	* 02/03/12	at North Carolina	L	56-64	2755			
ATTENDANCE	63039	40465	* 02/05/12	at NC State	w	55-47	2287			
Home games-Avg/Game	20-3152	12-2081	* 2/12/12	CLEMSON	w	68-36	4365			
Neutral site-Avg/Game	-	4-3874	* 2/16/12	MARYLAND	L	56-73	3310			
Score by Periods	1st	2nd	OT	OT2	Totals					
Virginia	1064	1181	32	4	2281					
Opponents	962	953	24	9	1948					
						03/01/12	vs Boston College	w	72-41	5203
						03/02/12	vs Maryland	L	58-70	7462
						03/15/12	HOWARD	Wot	59-56	912
						03/19/12	RICHMOND	w	68-55	1121
						3/22/12	APPALACHIAN STATE	w	74-58	1422
						^ 3/25/12	at James Madison	L	59-68	3301

* - Conference game

VIRGINIA HONORS AND AWARDS

All-ACC Second Team
Ariana Moorer

All-Acc Honorable Mention
Ataira Franklin

ACC All-Defensive Team
Lexie Gerson

VaSID All-State Team (Second Team)
Ariana Moorer

Marriott Cavalier Classic All-Tournament Team
Ariana Moorer (MVP)
Ataira Franklin

**Waikiki Beach Marriott Rainbow Wahine Showdown
All-Tournament Team**
Ariana Moorer



2011-12 BOX SCORES

GAME 1

Appalachian State	29	19	-	48
VIRGINIA	41	39	-	80

Nov. 11, 2011 • John Paul Jones Arena

Appalachian St. (0-1)	fg	ft	rb	pf	pt	a	min
3 Kelsey Sharkey, f	1-4	0-0	4	4	2	0	17
24 Maryah Sydnor, f	3-8	2-2	2	3	9	0	26
32 Anna Freeman, f	2-10	0-0	6	5	4	0	19
5 C. Weldon, g	2-6	2-2	1	0	6	6	38
30 C. Freeman, g	6-17	2-4	13	3	15	3	40
10 Canesha Edwards	0-0	0-0	0	0	0	0	3
12 Michelle Taylor	0-3	0-0	2	1	0	0	13
15 Raven Gary	0-1	0-0	0	0	0	0	2
20 Katie Mallow	3-10	0-0	2	1	8	0	26
25 C. Williams	2-2	0-0	3	3	4	1	16
Totals	19-61	6-8	36	20	48	10	200

Virginia (1-0)	fg	ft	rb	pf	pt	a	min
50 Chelsea Shine, f	6-8	3-3	8	0	15	3	28
4 Simone Egwu, c	2-4	0-0	6	2	4	1	22
1 China Crosby, g	2-7	2-2	0	0	8	3	27
15 Ariana Mooror, g	4-16	1-2	5	1	9	3	31
23 Ataira Franklin, g	4-10	2-5	3	1	11	4	31
5 Erinn Thompson	1-2	1-2	5	0	3	0	8
10 Kelsey Wolfe	0-2	1-2	0	0	1	1	7
14 Lexie Gerson	3-5	1-2	3	2	10	4	23
21 Jazmin Pitts	4-5	5-7	7	3	13	1	12
30 Telia McCall	3-4	0-0	3	0	6	1	11
Totals	29-63	16-25	46	9	80	21	200

Shooting Pct.	FG	3FG	FT
Appalachian State	.311	.211	.750
Virginia	.460	.429	.640

Team Stats	TO	BL	ST
Appalachian State	17	1	5
Virginia	12	3	14

3-point FG: Appalachian State 4-19: Mallow 2, Sydnor, C. Freeman. Virginia 6-14: Gerson 3, Crosby 2, Franklin.

Attendance: 3108

Officials: Susan Blauch, Lawson Newton, Karen Preato.

GAME 2

VIRGINIA	30	25	-	55
Providence	18	20	-	38

Nov. 14, 2011 • Mullaney Gymnasium

Virginia (2-0)	fg	ft	rb	pf	pt	a	min
50 Chelsea Shine, f	2-5	4-6	10	2	8	1	30
4 Simone Egwu, c	4-5	4-7	3	3	12	0	25
1 China Crosby, g	2-8	2-2	1	0	7	3	24
15 Ariana Mooror, g	3-9	2-3	2	3	8	1	25
23 Ataira Franklin, g	2-8	2-3	2	3	7	0	26
5 Erinn Thompson	0-0	0-0	1	0	0	0	2
10 Kelsey Wolfe	0-1	0-0	3	0	0	0	9
14 Lexie Gerson	1-5	1-2	8	1	3	1	28
21 Jazmin Pitts	3-7	4-7	8	3	10	0	17
30 Telia McCall	0-0	0-0	0	1	0	0	4
Totals	17-48	19-30	43	16	55	6	200

Providence (0-2)	fg	ft	rb	pf	pt	a	min
2 Teya Wright, g	4-11	2-2	5	4	10	0	36
3 Ch. McCabe, g	1-5	0-0	0	1	3	0	12
10 D. Person, g	0-3	0-0	0	2	0	3	13
30 Rachel Barnes, f	2-10	0-0	6	2	6	2	21
32 Lauren Okafor, f	1-2	0-0	3	5	2	1	13
4 Ajai Meeks	0-1	0-0	1	0	0	0	4
12 Symone Roberts	4-10	0-0	6	1	10	1	33
13 Tori Rule	0-2	0-0	0	0	0	0	4
14 Alicia Cropper	3-9	0-1	1	2	6	2	28
15 Chanise Baldwin	0-0	0-0	2	2	0	0	16
33 Brianna Edwards	0-1	1-5	3	2	1	0	18
42 Alexis Harris	0-0	0-0	0	1	0	0	2
Totals	15-54	3-8	36	22	38	9	200

Shooting Pct.	FG	3FG	FT
Virginia	.354	.286	.633
Providence	.278	.179	.375

Team Stats	TO	BL	ST
Virginia	17	1	8
Providence	21	3	8

3-point FG: Virginia 2-7: Crosby, Franklin. Providence 5-28: Barnes 2, Roberts 2, McCabe.

Attendance: 270

Officials: Bryan Brunette, Wesley Dean, Mara Wager.

GAME 3

High Point	15	26	-	41
VIRGINIA	30	37	-	67

Nov. 16, 2011 • John Paul Jones Arena

High Point (1-1)	fg	ft	rb	pf	pt	a	min
31 Shamia Brown, f	5-9	1-2	7	2	11	0	33
42 Cheyenne Parker, c	4-8	2-4	9	5	10	0	13
1 Taylor Tremblay, g	2-9	0-0	5	1	5	6	31
3 Erin Reynolds, g	1-8	0-0	2	3	3	1	20
21 Laura Whitt, g	0-7	0-0	1	1	0	1	17
2 Lexi Patterson	0-1	0-0	1	2	0	0	6
10 Lindsay Puckett	1-2	0-0	0	2	3	0	5
12 Carter Williams	1-2	0-0	0	1	3	1	8
14 Taylor Wimbish	2-4	0-0	1	0	5	0	9
15 Ashante Richard	0-0	0-0	0	0	0	1	7
20 Hanna Gunnoe	0-0	0-0	0	0	0	0	6
22 Jazmin Cromartie	0-2	0-0	3	2	0	0	28
23 Hallie Gunnoe	0-3	1-2	2	0	1	1	17
Totals	16-55	4-8	33	19	41	11	200

Virginia (3-0)	fg	ft	rb	pf	pt	a	min
50 Chelsea Shine, f	1-5	1-2	7	0	3	1	23
4 Simone Egwu, c	0-3	3-4	3	3	3	0	16
1 China Crosby, g	1-4	2-2	1	1	4	0	14
15 Ariana Mooror, g	4-10	6-6	6	2	14	2	32
23 Ataira Franklin, g	2-9	3-4	5	2	8	1	29
5 Erinn Thompson	2-3	0-0	2	0	4	0	10
10 Kelsey Wolfe	2-7	0-3	7	2	4	1	16
14 Lexie Gerson	2-6	2-2	5	1	6	5	29
21 Jazmin Pitts	6-6	1-4	4	3	13	0	17
30 Telia McCall	3-7	2-2	7	0	8	1	14
Totals	23-60	20-29	50	14	67	11	200

Shooting Pct.	FG	3FG	FT
High Point	.291	.263	.500
Virginia	.383	.100	.690

Team Stats	TO	BL	ST
High Point	26	2	6
Virginia	17	4	17

3-point FG: High Point 5-19: Tremblay, Reynolds, Puckett, Williams, Wimbish. Virginia 1-10: Franklin.

Attendance: 2721

Officials: Bryan Brunette, Angelica Suffren, Taiqua Stewart.



2011-12 BOX SCORES

GAME 4

#3 Tennessee	29	29	6	-	64
VIRGINIA	29	29	11	-	69

Nov. 20, 2011 • John Paul Jones Arena

Tennessee (2-1)	fg	ft	rb	pf	pt	a	min
25 Glory Johnson, f	5-6	5-13	6	4	15	3	39
40 S. Stricklen, g	7-15	2-3	14	3	16	1	43
5 A. Massengale, g	1-6	0-0	4	5	2	7	34
10 M. Simmons, g	1-7	0-0	1	2	3	0	21
13 Taber Spani, g	8-17	2-2	3	2	22	0	42
1 Briana Bass	0-1	0-0	0	0	0	0	7
11 Cierra Burdick	0-2	0-0	1	1	0	1	10
15 Alicia Manning	0-1	0-0	3	0	0	1	10
20 Isabelle Harrison	2-4	2-3	7	2	6	0	19
Totals	24-59	11-21	45	19	64	13	225

Virginia (4-0)	fg	ft	rb	pf	pt	a	min
50 Chelsea Shine, f	7-15	4-6	9	0	18	2	45
4 Simone Egwu, c	0-2	0-0	2	2	0	0	15
1 China Crosby, g	3-8	6-7	5	2	13	4	39
15 Ariana Moorner, g	3-16	4-6	10	2	10	2	40-
23 Ataira Franklin, g	5-10	2-3	4	3	12	2	28
14 Lexie Gerson	4-6	0-0	3	4	10	1	35
21 Jazmin Pitts	2-3	0-0	1	5	4	0	10
30 Telia McCall	1-2	0-0	0	1	2	1	13
Totals	25-62	16-22	38	19	69	12	225

Shooting Pct.	FG	3FG	FT
Tennessee	.407	.208	.524
Virginia	.403	.250	.727

Team Stats	TO	BL	ST
Tennessee	24	7	8
Virginia	15	2	13

3-point FG: Tennessee 5-24: Spani 4, Simmons.
Virginia 3-12: Gerson 2, Crosby.

Attendance: 6450

Officials: Joe Cunningham, Lawson Newton, Jennifer Rezac.

GAME 5

#24 Texas	43	36	-	79
VIRGINIA	25	28	-	53

Nov. 25, 2011 • Stan Sheriff Center

Texas (3-1)	fg	ft	rb	pf	pt	a	min
12 Yvonne Anderson, g	1-5	0-0	6	1	2	2	29
22 Ashley Gayle, f	1-1	1-3	5	4	3	4	24
24 Chassidy Fussell, g	9-16	8-10	4	1	30	0	29
33 A. Fontenette, g	4-7	2-4	1	0	11	6	23
45 Cokie Reed, f	1-2	4-5	3	4	6	0	10
3 Nneka Emekpali	1-1	2-2	7	4	4	1	21
11 Chelsea Bass	2-3	2-3	3	1	6	0	14
21 Cassie Peoples	2-6	1-2	0	3	7	1	22
25 Ronisha Major	0-1	0-0	1	1	0	0	4
44 A. Marie Hartung	2-7	6-6	8	2	10	1	24
Totals	23-49	26-35	40	22	79	15	200

Virginia (4-1)	fg	ft	rb	pf	pt	a	min
50 Chelsea Shine, f	0-2	0-0	3	5	0	0	14
4 Simone Egwu, c	0-0	0-1	1	2	0	1	16
1 China Crosby, g	4-7	2-3	1	3	12	1	29
15 Ariana Moorner, g	6-16	5-11	4	3	17	2	32
23 Ataira Franklin, g	1-12	4-4	0	2	7	0	32
5 Erin Thompson	1-1	1-2	0	0	3	0	4
10 Kelsey Wolfe	0-1	0-0	1	4	0	1	9
14 Lexie Gerson	3-8	0-0	4	1	6	1	32
21 Jazmin Pitts	2-5	2-7	5	4	6	0	22
30 Telia McCall	1-1	0-0	1	3	2	0	10
Totals	18-53	14-28	24	27	53	6	200

Shooting Pct.	FG	3FG	FT
Texas	.469	.318	.743
Virginia	.340	.231	.500

Team Stats	TO	BL	ST
Texas	21	6	9
Virginia	17	1	6

3-point FG: Texas 7-22: Fussell 4, Peoples 2, Fontenette. Virginia 3-13: Crosby 2, Franklin.

Attendance: 1412

Officials: Lisa Jones, Julie Krommenhoek, Kirk Hottendorf.

GAME 6

VIRGINIA	31	29	-	60
Hawaii	21	22	-	43

Nov. 26, 2011 • Stan Sheriff Center

Virginia (5-1)	fg	ft	rb	pf	pt	a	min
50 Chelsea Shine, f	2-7	0-0	4	3	4	0	22
21 Jazmin Pitts, f	1-7	0-0	2	4	2	1	16
1 China Crosby, g	1-2	2-2	3	0	4	2	25
15 Ariana Moorner, g	3-7	4-5	9	1	10	3	29
23 Ataira Franklin, g	4-9	3-5	4	2	14	3	33
4 Simone Egwu	0-2	0-0	1	3	0	1	12
5 Erin Thompson	1-1	0-1	0	1	2	0	4
10 Kelsey Wolfe	2-6	2-2	2	2	7	1	15
14 Lexie Gerson	5-10	0-0	1	2	13	1	29
30 Telia McCall	2-7	0-0	6	2	4	1	15
Totals	21-58	11-15	36	20	60	13	200

Hawaii (1-5)	fg	ft	rb	pf	pt	a	min
5 Kamilah Jackson, f	5-10	11-11	8	4	21	1	33
12 Breanna Arbuckle, g	1-5	2-2	6	2	4	3	31
14 Alissa Campanero, g	0-5	0-0	0	2	0	4	32
15 Kanisha Bello, g	2-13	0-0	1	0	5	0	32
20 S-Lei Keuhu, g	0-5	1-2	13	2	1	1	36
2 Sydney Haydel	0-3	1-2	1	2	1	0	16
22 Rebecca Dew	4-9	3-4	8	1	11	0	20
Totals	12-50	18-21	42	13	43	9	200

Shooting Pct.	FG	3FG	FT
Virginia	.362	.318	.733
Hawaii	.240	.067	.857

Team Stats	TO	BL	ST
Virginia	12	1	14
Hawaii	23	2	6

3-point FG: Virginia 7-22: Franklin 3, Gerson 3, Wolfe. Hawaii 1-15: Bello.

Attendance: 1383

Officials: Carla Fujimoto, Julie Krommenhoek, Todd Apo.



2011-12 BOX SCORES

GAME 7

VIRGINIA	18	32	-	50
California	30	29	-	59

Nov. 27, 2011 • Stan Sheriff Center

Virginia (5-2)	fg	ft	rb	pf	pt	a	min
50 Chelsea Shine, f	5-13	5-6	9	5	15	0	40-
21 Jazmin Pitts, f	0-2	0-0	1	3	0	0	3
1 China Crosby, g	4-12	2-2	2	3	11	4	40
15 Ariana Moorer, g	5-14	2-2	5	3	13	1	37
23 Ataira Franklin, g	3-5	0-0	0	5	6	0	16
4 Simone Egwu	2-4	0-0	3	3	4	0	26
5 Erinn Thompson	0-0	0-0	0	0	0	0	0+
10 Kelsey Wolfe	0-0	0-0	0	0	0	0	2
14 Lexie Gerson	0-8	0-0	0	0	0	1	25
30 Telia McCall	0-3	1-2	1	0	1	0	11
Totals	19-61	10-12	28	22	50	6	200

California (4-2)	fg	ft	rb	pf	pt	a	min
2 Afure Jemerigbe, g	2-6	3-4	5	2	7	0	23
15 Brittany Boyd, g	2-7	0-0	2	2	4	3	21
23 Layshia Clarendon, g	5-11	3-4	11	0	16	3	38
25 Gennifer Brandon, f	3-6	2-4	9	1	8	1	29
33 Talia Caldwell, c	0-2	1-2	4	3	1	0	19
4 Eliza Pierre	2-2	3-4	3	0	7	3	19
21 Reshanda Gray	0-0	1-2	2	3	1	0	8
30 Mikayla Lyles	0-1	0-0	1	0	0	0	2
32 Lindsay Sherbert	1-6	0-0	2	0	3	0	17
40 Justine Hartman	5-8	2-3	3	2	12	0	24
Totals	20-49	15-23	47	13	59	10	200

Shooting Pct.	FG	3FG	FT
Virginia	.311	.143	.833
California	.408	.267	.652

Team Stats	TO	BL	ST
Virginia	11	0	8
California	22	3	3

3-point FG: Virginia 2-14: Crosby, Moorer. California 4-15: Clarendon 3, Sherbert.

Attendance: 1420

Officials: Carla Fujimoto, Kirk Hottendorf, Brian Yamasaki.

GAME 8

Indiana	25	24	-	49
VIRGINIA	27	38	-	65

Dec. 1, 2011 • John Paul Jones Arena

Indiana (2-4)	fg	ft	rb	pf	pt	a	min
24 Aulani Sinclair, f	3-14	3-5	3	4	12	1	29
34 Georgie Jones, f	0-3	1-2	1	1	1	1	8
22 Sasha Chaplin, c	4-10	2-2	15	2	10	0	34
11 A. Newbauer, g	1-4	0-0	1	1	2	3	24
32 Jasmine McGhee, g4-15	1-2	1-2	9	2	2	32	
1 Alisha Goodwin	0-4	0-1	2	1	0	0	20
4 Linda Rubene	0-1	0-0	2	0	0	0	6
10 Necole Sterling	0-2	0-0	1	0	0	0	4
12 Kristiana Stauere	0-0	0-0	0	0	0	0	1
13 Candyce Ussery	2-3	0-0	2	2	6	2	16
21 Danilsa Andujar	2-6	1-1	3	3	5	0	15
40 Q. McCurdy	2-6	0-0	4	3	4	0	11
Totals	18-68	8-13	39	20	49	9	200

Virginia (6-2)	fg	ft	rb	pf	pt	a	min
50 Chelsea Shine, f	5-9	2-2	7	4	12	1	22
4 Simone Egwu, c	1-4	4-4	8	3	6	1	34
1 China Crosby, g	2-7	5-6	0	0	10	3	33
15 Ariana Moorer, g	3-11	7-8	7	3	13	4	32
23 Ataira Franklin, g	6-9	1-2	6	3	16	0	35
5 Erinn Thompson	0-0	1-2	1	1	1	1	13
10 Kelsey Wolfe	1-4	2-2	3	0	4	0	12
14 Lexie Gerson	1-3	1-2	5	0	3	0	13
21 Jazmin Pitts	0-1	0-2	1	0	0	0	5
30 Telia McCall	0-0	0-0	0	0	0	0	1
Totals	19-48	23-30	44	14	65	10	200

Shooting Pct.	FG	3FG	FT
Indiana	.265	.208	.615
Virginia	.396	.267	.767

Team Stats	TO	BL	ST
Indiana	19	4	13
Virginia	24	1	12

3-point FG: Indiana 5-24: Sinclair 3, Ussery 2. Virginia 4-15: Franklin 3, Crosby.

Attendance: 2751

Officials: Bonita Spence, Dennis DeMayo, Carla Fountain.

GAME 9

VIRGINIA	39	30	-	69
Richmond	34	22	-	56

Dec. 4, 2011 • The Robins Center

Virginia (7-2)	fg	ft	rb	pf	pt	a	min
50 Chelsea Shine, f	5-10	4-4	4	3	14	2	36
4 Simone Egwu, c	1-4	2-2	6	2	4	2	32
1 China Crosby, g	2-4	4-4	2	3	9	2	23
15 Ariana Moorer, g	5-13	5-7	7	1	17	1	36
23 Ataira Franklin, g	3-11	2-3	6	2	10	1	36
10 Kelsey Wolfe	1-2	0-0	0	0	2	0	3
14 Lexie Gerson	2-5	2-2	4	2	7	1	25
21 Jazmin Pitts	2-5	2-3	2	2	6	0	9
Totals	21-54	21-25	32	15	69	9	200

Richmond (6-2)	fg	ft	rb	pf	pt	a	min
34 Genevieve Okoro, f	5-10	1-2	9	5	11	2	30
52 Liz Brown, c	2-5	2-2	6	2	6	1	30
5 Abby Oliver, g	6-16	7-7	5	4	23	6	37
12 Keri Soppe, g	0-1	0-0	3	0	0	1	18
31 Rachael Bilney, g	3-10	0-0	1	0	7	1	32
21 Kristina King	0-3	0-0	2	3	0	1	14
24 Samantha Bilney	0-1	0-0	2	0	0	0	3
25 Yazmean Burgess	1-1	2-2	1	2	4	1	12
30 Ryann Dannelly	0-1	0-0	0	1	0	0	7
32 Becca Wann	2-3	0-0	5	1	5	2	16
44 Amber Battle	0-0	0-0	0	0	0	0	1
Totals	19-51	12-13	38	18	56	15	200

Shooting Pct.	FG	3FG	FT
Virginia	.389	.545	.840
Richmond	.373	.333	.923

Team Stats	TO	BL	ST
Virginia	12	4	13
Richmond	23	3	6

3-point FG: Virginia 6-11: Franklin 2, Moorer 2, Crosby. Richmond 6-18: Oliver 4, R. Bilney, Wann.

Attendance: 716

Officials: Kristi Vera, Nicholas Cappel, Tiara Cruse.



2011-12 BOX SCORES

GAME 10

Liberty	13	25	-	38
VIRGINIA	33	31	-	64

Dec. 7, 2011 • John Paul Jones Arena

Liberty (3-5)	fg	ft	rb	pf	pt	a	min
12 Danika Dale, f	1-3	0-0	2	0	3	1	20
22 Tolu Omotola, f	0-1	0-0	5	1	0	0	23
23 Avery Warley, c	5-7	4-6	7	1	14	2	37
5 Reagan Miller, g	0-14	2-2	3	1	2	2	36
40 Devon Brown, g	6-11	3-5	8	1	18	1	27
1 L. Washington	0-2	0-0	1	1	0	0	17
3 Ellee Rollins	0-0	0-0	0	0	0	0	1
24 Jasmine Gardner	0-2	0-2	2	1	0	0	9
32 Terika Lunsford	0-4	0-0	1	0	0	0	19
44 Catherine Kearney	0-0	1-2	3	0	1	0	11
Totals	12-44	10-17	41	6	38	6	200

Virginia (8-2)	fg	ft	rb	pf	pt	a	min
50 Chelsea Shine, f	4-11	2-2	4	2	10	3	30
4 Simone Egwu, c	1-2	0-0	4	2	2	0	18
1 China Crosby, g	4-8	0-0	1	1	12	4	28
15 Ariana Moorers, g	3-6	2-2	0	1	10	3	24
23 Ataira Franklin, g	4-12	0-1	5	2	9	2	31
5 Erinn Thompson	2-4	0-0	2	3	4	3	13
10 Kelsey Wolfe	0-6	0-0	4	0	0	2	17
14 Lexie Gerson	1-5	0-0	3	1	2	4	20
21 Jazmin Pitts	4-6	0-0	1	1	8	0	9
30 Telia McCall	3-5	0-0	1	1	7	0	10
Totals	26-65	4-5	31	14	64	21	200

Shooting Pct.	FG	3FG	FT
Liberty	.273	.267	.588
Virginia	.400	.364	.800

Team Stats	TO	BL	ST
Liberty	33	7	4
Virginia	13	11	19

3-point FG: Liberty 4-15: Brown 3, Dale. Virginia 8-22: Crosby 4, Moorers 2, Franklin, McCall.

Attendance: 2818

Officials: Denise Brooks, Mark Hardcastle, Joseph Vaszily.

GAME 11

Radford	20	23	-	43
VIRGINIA	44	48	-	92

Dec. 18, 2011 • John Paul Jones Arena

Radford (6-4)	fg	ft	rb	pf	pt	a	min
21 Sarah Tabb, f	1-7	6-6	5	2	8	0	34
42 Ema Reskoska, c	0-3	0-0	2	4	0	0	19
14 Victoria Hamilton, g	5-13	0-1	7	1	10	1	35
15 Ashley Buckhannon, g	5-19	0-0	4	1	14	2	33
22 D. Erwin Spencer, g	2-7	0-1	2	1	4	2	21
4 Ashia Holmes	1-5	2-2	2	5	4	2	17
5 Ayana Avery	0-0	0-0	0	0	0	1	3
24 Jordynn Gaymon	0-2	1-2	1	2	1	0	15
30 Katherine Brockett	0-2	2-2	1	2	2	0	9
32 Tiana Cannon	0-0	0-0	1	0	0	0	4
33 Karen Mcivior	0-2	0-0	4	2	0	0	10
Totals	14-60	11-14	35	20	43	8	200

Virginia (9-2)	fg	ft	rb	pf	pt	a	min
50 Chelsea Shine, f	1-2	4-5	7	1	6	3	20
4 Simone Egwu, c	3-6	0-0	3	3	6	1	18
1 China Crosby, g	2-6	0-0	1	2	5	2	16
15 Ariana Moorers, g	2-5	6-6	7	0	10	5	29
23 Ataira Franklin, g	3-10	3-3	2	1	10	2	24
5 Erinn Thompson	0-2	0-0	4	1	0	2	13
10 Kelsey Wolfe	0-3	7-8	4	1	7	2	21
14 Lexie Gerson	6-8	3-4	2	2	19	4	28
21 Jazmin Pitts	8-8	0-2	4	5	16	2	13
30 Telia McCall	6-11	1-2	7	1	13	0	18
Totals	31-61	24-30	45	17	92	23	200

Shooting Pct.	FG	3FG	FT
Radford	.233	.250	.786
Virginia	.508	.375	.800

Team Stats	TO	BL	ST
Radford	31	2	7
Virginia	20	3	16

3-point FG: Radford 4-16: Buckhannon 4. Virginia 6-16: Gerson 4, Crosby, Franklin.

Attendance: 3061

Officials: Anjelica Suffren, Diana DePaul, David Pitcock.

GAME 12

James Madison	30	23	-	53
VIRGINIA	22	37	-	59

Dec. 20, 2011 • John Paul Jones Arena

JMU (7-2)	fg	ft	rb	pf	pt	a	min
15 Lauren Whitehurst, f	2-5	0-0	5	4	4	0	26
30 Nikki Newman, f	1-2	0-0	7	4	2	3	33
00 Jasmine Gill, g	8-17	1-2	6	0	19	0	30
20 K. Burkholder, g	2-9	0-0	5	5	6	2	27
22 Tarik Hislop, g	4-13	5-6	2	2	14	1	37
3 Toia Giggetts	0-0	0-0	3	1	0	0	4
12 Debbie Smith	1-5	0-0	2	0	3	0	18
34 Kiara Francisco	2-3	1-3	1	0	5	0	12
35 Rachel Connely	0-0	0-0	0	0	0	0	13
Totals	20-54	7-11	35	16	53	6	200

Virginia (10-2)	fg	ft	rb	pf	pt	a	min
50 Chelsea Shine, f	5-14	2-5	8	1	12	2	40-
4 Simone Egwu, c	1-2	2-2	4	1	4	0	20
1 China Crosby, g	0-0	0-0	0	0	0	0	1
15 Ariana Moorers, g	3-10	5-9	8	3	12	4	40
23 Ataira Franklin, g	9-14	2-3	3	0	22	2	40-
10 Kelsey Wolfe	0-2	0-0	0	1	0	0	6
14 Lexie Gerson	1-7	0-0	7	3	3	5	33
21 Jazmin Pitts	0-1	0-0	1	0	0	0	3
30 Telia McCall	3-4	0-2	6	2	6	1	17
Totals	22-54	11-21	41	11	59	14	200

Shooting Pct.	FG	3FG	FT
JMU	.370	.261	.636
Virginia	.407	.400	.524

Team Stats	TO	BL	ST
JMU	23	1	7
Virginia	22	3	15

3-point FG: JMU 6-23: Gill 2, Burkholder 2, Hislop, Smith. Virginia 4-10: Franklin 2, Moorers, Gerson.

Attendance: 3519

Officials: Bryan Brunette, Angela Lewis, Timothy Bryant.



2011-12 BOX SCORES

GAME 13

Wagner	15	26	-	41
VIRGINIA	40	44	-	84

Dec. 28, 2011 • John Paul Jones Arena

Wagner (2-10)	fg	ft	rb	pf	pt	a	min
42 Brittney Thorpe, f	3-7	1-2	5	1	7	1	31
4 Kelly Clark, c	1-7	3-4	5	3	5	0	17
11 V. Fournier, g	0-1	0-0	1	0	0	1	16
13 Jacqui Thompson, g	4-7	0-0	0	2	11	2	26
32 Kanifa Hicks, g	1-2	0-0	2	4	2	1	19
3 S-Marie Heiliger	0-6	0-0	2	0	0	1	22
12 Stephanie Blais	0-2	0-0	0	0	0	0	5
14 M. Archambault	4-9	0-0	3	2	11	1	24
22 Laura Amorosa	2-4	0-0	0	1	5	3	13
23 Chanez Robinson	0-2	0-0	2	1	0	1	19
33 Ugo Nwaigwe	0-0	0-0	2	0	0	0	8
Totals	15-47	4-6	27	14	41	11	200

Virginia (11-2)	fg	ft	rb	pf	pt	a	min
50 Chelsea Shine, f	1-5	1-2	6	1	3	1	22
4 Simone Egwu, c	4-7	2-4	10	0	10	0	23
14 Lexie Gerson, g	3-8	2-2	2	2	8	4	32
15 Ariana Moorer, g	10-18	3-3	6	0	23	5	31
23 Ataira Franklin, g	8-14	2-2	3	0	19	1	30
5 Erinn Thompson	1-3	0-0	0	0	2	0	9
10 Kelsey Wolfe	2-9	2-2	8	1	7	2	24
21 Jazmin Pitts	2-4	0-0	2	2	4	1	13
30 Telia McCall	3-7	2-2	6	1	8	1	16
Totals	34-75	14-17	48	7	84	15	200

Shooting Pct.	FG	3FG	FT
Wagner	.319	.304	.667
Virginia	.453	.333	.824

Team Stats	TO	BL	ST
Wagner	31	4	2
Virginia	12	4	26

3-point FG: Wagner 7-23: Archambault 3, Thompson 3, Amorosa. Virginia 2-6: Franklin, Wolfe.

Attendance: 2970

Officials: Joanne Aldrich, Luis Gonzalez, Tiara Cruse.

GAME 14

UMass	24	14	-	38
VIRGINIA	28	25	-	53

Dec. 29, 2011 • John Paul Jones Arena

UMass (5-9)	fg	ft	rb	pf	pt	a	min
15 Shakia Robinson, f	3-8	0-2	5	4	6	0	30
32 Jasmine Watson, c	2-5	4-7	12	3	8	1	37
2 Emilie Teuscher, g	4-7	0-0	2	2	11	0	29
10 Megan Zullo, g	2-8	0-0	1	1	6	2	36
12 Carolann Cloutier, g	0-3	0-1	5	2	0	4	38
25 Dee Montgomery	0-3	0-0	0	1	0	2	13
44 Millie Niggeling	3-5	0-0	4	2	7	2	17
Totals	14-39	4-10	31	15	38	11	200

Virginia (12-2)	fg	ft	rb	pf	pt	a	min
50 Chelsea Shine, f	1-4	9-12	12	3	11	3	36
4 Simone Egwu, c	3-3	0-0	1	2	6	0	18
14 Lexie Gerson, g	5-10	0-0	3	1	12	0	34
15 Ariana Moorer, g	5-13	0-0	5	1	11	2	40
23 Ataira Franklin, g	3-13	1-2	3	1	7	2	40
10 Kelsey Wolfe	0-1	0-0	1	2	0	1	6
21 Jazmin Pitts	0-1	0-0	2	0	0	0	4
30 Telia McCall	0-7	6-6	6	3	6	0	22
Totals	17-52	16-20	36	13	53	8	200

Shooting Pct.	FG	3FG	FT
UMass	.359	.333	.400
Virginia	.327	.188	.800

Team Stats	TO	BL	ST
UMass	28	0	8
Virginia	16	0	17

3-point FG: UMass 6-18: Teuscher 3, Zullo 2, Niggeling. Virginia 3-16: Gerson 2, Moorer.

Attendance: 2951

Officials: Dennis DeMayo, Luis Gonzalez, Dawn Marsh.

GAME 15

VIRGINIA	32	34	-	66
#7 Duke	35	42	-	77

Jan. 2, 2012 • Cameron Indoor Stadium

Virginia (12-3, 0-1)	fg	ft	rb	pf	pt	a	min
50 Chelsea Shine, f	3-7	2-2	2	2	8	1	27
4 Simone Egwu, c	2-3	2-2	1	2	6	0	23
14 Lexie Gerson, g	2-12	2-2	3	1	6	2	37
15 Ariana Moorer, g	4-14	10-10	4	3	18	2	37
23 Ataira Franklin, g	7-11	2-2	12	5	19	1	33
10 Kelsey Wolfe	1-3	0-0	0	2	2	1	14
21 Jazmin Pitts	3-5	0-2	6	2	6	1	20
30 Telia McCall	0-1	1-2	1	3	1	0	9
Totals	22-56	19-22	30	20	66	8	200

Duke (10-2, 1-0)	fg	ft	rb	pf	pt	a	min
15 Richa Jackson, f	5-8	2-5	4	1	12	0	32
33 Haley Peters, f	5-8	2-3	3	3	13	2	32
1 Elizabeth Williams, c	3-4	2-2	7	4	8	1	24
12 Chelsea Gray, g	2-8	7-8	3	3	11	8	38
32 Tricia Liston, g	6-11	3-4	7	2	18	4	35
3 Shay Selby	2-3	1-1	1	0	5	0	8
14 K'alia Johnson	1-2	1-2	0	1	3	0	9
24 Kathleen Scheer	3-4	0-0	3	1	7	3	17
43 Allison Vernerey	0-0	0-0	1	1	0	0	5
Totals	27-48	18-25	31	16	77	18	200

Shooting Pct.	FG	3FG	FT
Virginia	.393	.250	.864
Duke	.563	.500	.720

Team Stats	TO	BL	ST
Virginia	21	3	13
Duke	25	7	11

3-point FG: Virginia 3-12: Franklin 3. Duke 5-10: Liston 3, Peters, Scheer.

Attendance: 4223

Officials: Bonita Spence, Billy Smith, Karen Preato.



2011-12 BOX SCORES

GAME 16

#25 UNC	27	30	12	9	-	78
VIRGINIA	34	23	12	4	-	73

Jan. 5, 2012 • John Paul Jones Arena

UNC (12-2, 2-0)	fg	ft	rb	pf	pt	a	min
21 Krista Gross, f	1-3	4-4	10	2	6	1	38
33 L. Broomfield, f	3-5	2-5	14	2	8	1	32
20 Chay Shegog, c	10-17	3-4	11	4	23	1	49
4 Candace Wood, g	3-6	4-4	4	3	13	2	38
11 B. Rountree, g	4-8	1-2	2	3	10	5	34
5 Shannon Smith	2-4	0-0	0	1	6	2	19
10 Danielle Butts	2-3	0-0	0	1	4	0	7
32 Waltiea Rolle	0-0	0-0	0	0	0	0	1
44 T. Ruffin-Pratt	2-11	2-2	4	3	8	4	32
Totals	27-57	16-21	48	20	78	16	250

Virginia (12-4, 0-2)	fg	ft	rb	pf	pt	a	min
50 Chelsea Shine, f	4-13	2-2	6	3	10	3	48
4 Simone Egwu, c	3-5	0-0	5	4	6	0	44
14 Lexie Gerson, g	3-8	2-2	5	2	8	0	44
15 Ariana Moorer, g	5-20	5-9	3	4	15	7	50
23 Ataira Franklin, g	9-25	9-9	9	1	29	0	50
10 Kelsey Wolfe	1-3	2-2	1	0	5	0	6
21 Jazmin Pitts	0-1	0-2	2	3	0	0	8
Totals	25-75	20-26	37	17	73	10	250

Shooting Pct.	FG	3FG	FT
North Carolina	.474	.500	.762
Virginia	.333	.150	.769

Team Stats	TO	BL	ST
North Carolina	28	3	6
Virginia	10	2	17

3-point FG: North Carolina 8-16: Wood 3, Smith 2, Ruffin-Pratt 2, Rountree. Virginia 3-20: Franklin 2, Wolfe.

Attendance: 3250

Officials: Joe Cunningham, Denise Brooks, Rachele Jones

GAME 17

VIRGINIA	23	31	-	54
Clemson	25	22	-	47

Jan. 8, 2012 • Littlejohn Coliseum

Virginia (13-4, 1-2)	fg	ft	rb	pf	pt	a	min
50 Chelsea Shine, f	3-8	7-8	7	1	13	2	33
4 Simone Egwu, c	5-11	1-2	10	4	11	0	29
14 Lexie Gerson, g	4-15	1-2	3	1	10	1	37
15 Ariana Moorer, g	2-8	1-1	4	2	5	4	33
23 Ataira Franklin, g	1-10	1-2	8	1	4	2	38
5 Erinn Thompson	0-0	0-0	1	0	0	0	1
10 Kelsey Wolfe	1-4	0-2	0	1	3	0	12
30 Telia McCall	2-7	4-4	6	4	8	1	17
Totals	18-63	15-21	44	14	54	10	200

Clemson (4-10, 0-3)	fg	ft	rb	pf	pt	a	min
12 Q. Pettaway, f	3-6	0-1	3	4	6	1	20
44 Shaniqua Pauldo, c	4-8	0-0	3	1	8	1	23
2 Chelsea Lindsay, g	1-2	0-2	6	5	2	6	33
5 Kelly Gramlich, g	6-13	0-0	2	1	15	1	39
21 Nikki Dixon, g	2-9	4-6	7	3	9	3	37
3 Lauren Couch	0-0	0-0	2	0	0	1	7
31 Lindsey Mason	1-4	3-3	5	0	5	0	28
34 Natiece Ford	1-4	0-0	4	3	2	2	13
Totals	18-46	7-12	37	17	47	15	200

Shooting Pct.	FG	3FG	FT
Virginia	.286	.158	.714
Clemson	.391	.250	.584

Team Stats	TO	BL	ST
Virginia	12	1	11
Clemson	23	2	4

3-point FG: Virginia 3-19: Gerson, Franklin, Wolfe. Clemson 4-16: Gramlich 3, Dixon.

Attendance: 622

Officials: Taiqua Stewart, Kathleen Lynch, Daryl Humphrey.

GAME 18

Virginia Tech	22	17	-	39
VIRGINIA	17	35	-	52

Jan. 12, 2012 • John Paul Jones Arena

Va. Tech (6-11, 2-2)	fg	ft	rb	pf	pt	a	min
21 B. Montgomery, f	0-1	0-2	2	0	0	0	10
22 Porschia Hadley, f	3-6	0-0	6	2	6	0	29
3 Aerial Wilson, g	5-13	2-2	3	2	14	1	36
13 Alyssa Fenyn, g	3-10	0-0	5	1	7	5	39
31 Monet Tellier, g	4-13	0-0	3	0	10	4	40
23 Larryqua Hall	1-4	0-0	4	1	2	0	20
33 Kelsey Conyers	0-1	0-0	2	0	0	1	5
43 Latorri Hines-Allen	0-2	0-0	5	4	0	0	21
Totals	16-50	2-4	35	10	39	11	200

Virginia (14-4, 2-2)	fg	ft	rb	pf	pt	a	min
50 Chelsea Shine, f	4-12	0-0	5	0	8	0	36
4 Simone Egwu, c	0-2	0-2	2	1	0	0	16
14 Lexie Gerson, g	5-11	2-2	4	0	13	1	36
15 Ariana Moorer, g	2-9	7-8	8	1	11	0	38
23 Ataira Franklin, g	5-9	0-0	3	2	12	3	37
10 Kelsey Wolfe	0-1	0-0	0	0	0	1	8
21 Jazmin Pitts	1-3	0-0	2	0	2	0	4
30 Telia McCall	2-4	2-4	6	2	6	2	25
Totals	19-51	11-16	35	6	52	7	200

Shooting Pct.	FG	3FG	FT
Virginia Tech	.320	.238	.500
Virginia	.373	.333	.688

Team Stats	TO	BL	ST
Virginia Tech	20	3	6
Virginia	12	2	10

3-point FG: Virginia Tech 5-21: Wilson 2, Tellier 2, Fenyn. Virginia 3-9: Franklin 2, Gerson.

Attendance: 3160

Officials: Dennis DeMayo, Joanne Aldrich, Ron Ledington.



2011-12 BOX SCORES

GAME 19

VIRGINIA	32	29	-	61
#8 Maryland	36	32	-	68

Jan. 16, 2012 • Comcast Center

Virginia (14-5, 2-3)	fg	ft	rb	pf	pt	a	min
50 Chelsea Shine, f	5-9	2-2	4	1	12	0	31
4 Simone Egwu, c	1-3	0-0	6	4	2	0	25
14 Lexie Gerson, g	6-15	0-0	1	0	15	3	37
15 Ariana Moorer, g	4-14	2-4	3	4	10	5	37
23 Ataira Franklin, g	5-15	3-3	5	2	14	4	39
10 Kelsey Wolfe	0-2	0-0	0	1	0	0	7
21 Jazmin Pitts	0-0	0-0	1	0	0	0	2
30 Telia McCall	4-6	0-0	7	4	8	0	22
Totals	25-64	7-9	33	16	61	12	200

Maryland (17-1, 4-1)	fg	ft	rb	pf	pt	a	min
21 Tianna Hawkins, f	3-7	2-2	7	1	8	1	21
25 Alyssa Thomas, f	2-10	2-4	5	3	6	2	28
13 Alicia DeVaughn, c	4-6	1-2	7	3	9	1	33
1 Laurin Mincy, g	5-14	8-9	2	1	20	5	35
10 Anjale Barrett, g	1-3	0-2	5	2	2	5	31
3 Brene Moseley	2-7	0-0	2	0	5	2	14
12 Lynetta Kizer	5-7	0-3	10	1	10	3	26
22 Kim Rodgers	3-3	0-0	0	1	8	0	12
Totals	25-57	13-22	43	12	68	19	200

Shooting Pct.	FG	3FG	FT
Virginia	.391	.333	.778
Maryland	.439	.500	.591

Team Stats	TO	BL	ST
Virginia	13	2	12
Maryland	17	6	6

3-point FG: Virginia 4-12: Gerson 3, Franklin. Maryland 5-10: Mincy 2, Rodgers 2, Moseley.

Attendance: 3897

Officials: Denise Brooks, Cameron Inouye, Joseph Vaszily.

GAME 20

#11 Miami	29	27	-	56
VIRGINIA	33	20	-	53

Jan. 19, 2012 • John Paul Jones Arena

Miami (16-3, 5-1)	fg	ft	rb	pf	pt	a	min
32 Morgan Stroman, f	3-8	3-5	5	2	9	1	20
34 Sylvia Bullock, f	2-2	0-4	4	2	4	0	27
1 Riquna Williams, g	2-11	1-1	4	4	6	2	30
3 Stefanie Yderstrom, g	2-5	0-0	0	2	6	1	28
42 Shenise Johnson, g	6-14	7-7	13	1	20	1	39
10 Michelle Woods	0-0	0-0	0	2	0	1	3
12 Krystal Saunders	0-0	2-2	0	1	2	1	12
23 Shanel Williams	0-0	0-0	0	1	0	0	4
33 Suriya McGuire	0-0	0-0	1	1	0	0	6
40 Shawnice Wilson	2-5	3-3	9	2	7	1	22
50 Maria Brown	1-3	0-0	1	1	2	0	9
Totals	18-48	16-22	45	19	56	8	200

Virginia (14-6, 2-4)	fg	ft	rb	pf	pt	a	min
50 Chelsea Shine, f	1-3	0-0	1	3	2	0	11
4 Simone Egwu, c	1-2	0-0	1	2	2	0	13
14 Lexie Gerson, g	3-12	2-2	3	1	8	2	40
15 Ariana Moorer, g	8-18	2-8	3	1	18	3	40
23 Ataira Franklin, g	2-6	1-1	3	3	5	1	19
10 Kelsey Wolfe	1-6	3-4	6	2	5	2	22
21 Jazmin Pitts	4-11	0-3	5	4	8	0	23
30 Telia McCall	1-4	3-6	3	5	5	0	32
Totals	21-62	11-24	36	21	53	8	200

Shooting Pct.	FG	3FG	FT
Miami	.375	.235	.727
Virginia	.339	.000	.458

Team Stats	TO	BL	ST
Miami	27	6	6
Virginia	15	0	10

3-point FG: Miami 4-17: Yderstrom 2, Williams, Johnson. Virginia 0-9.

Attendance: 3161

Officials: Wesley Dean, Angela Lewis, Maj Forsberg.

GAME 21

Boston College	32	26	-	58
VIRGINIA	31	38	-	69

Jan. 21, 2012 • John Paul Jones Arena

BC (5-14, 0-6)	fg	ft	rb	pf	pt	a	min
21 Kristen Doherty, f	4-8	0-0	4	9	3	6	33
22 Joy Caracciolo, f	2-4	0-0	5	3	4	0	21
45 Katie Zenevitch, f	3-7	1-2	3	2	8	0	30
10 Kerri Shields, g	1-7	0-0	2	3	3	2	32
31 Tiffany Ruffin, g	0-0	1-2	0	2	1	1	8
3 Tessah Holt	1-6	2-2	4	3	4	4	29
20 Shayra Brown	10-11	2-3	6	1	25	0	28
25 Deidra Smith	2-4	0-0	3	0	4	0	16
32 Victoria Lesko	0-0	0-0	0	0	0	0	3
Totals	23-47	6-9	33	18	58	10	200

Virginia (15-6, 3-4)	fg	ft	rb	pf	pt	a	min
50 Chelsea Shine, f	4-8	3-4	8	2	11	2	35
4 Simone Egwu, c	1-3	1-2	2	2	3	1	15
14 Lexie Gerson, g	4-13	4-4	8	1	13	5	35
15 Ariana Moorer, g	3-10	3-4	5	3	9	3	38
23 Ataira Franklin, g	6-16	7-8	2	1	21	5	40
5 Erinn Thompson	0-0	0-0	0	0	0	0	1
10 Kelsey Wolfe	0-2	0-0	0	1	0	1	7
21 Jazmin Pitts	0-1	0-0	0	1	0	0	3
30 Telia McCall	5-8	2-3	3	2	12	0	26
Totals	23-61	20-25	34	13	69	17	200

Shooting Pct.	FG	3FG	FT
Boston College	.489	.353	.667
Virginia	.377	.250	.800

Team Stats	TO	BL	ST
Boston College	20	3	2
Virginia	5	5	10

3-point FG: Boston College: 6-17: Brown 3, Doherty, Zenevitch, Shields. Virginia 3-12: Franklin 2, Gerson.

Attendance: 3161

Officials: Felicia Grinter, Lawson Newton, Carla Fountain.



2011-12 BOX SCORES

GAME 22

VIRGINIA	30	23	-	53
Georgia Tech	34	29	-	63

Jan. 25, 2012 • Gwinnett Center

Virginia (15-7, 3-5)	fg	ft	rb	pf	pt	a	min
50 Chelsea Shine, f	2-3	0-0	2	1	4	0	18
4 Simone Egwu, c	3-5	1-2	4	2	7	0	23
14 Lexie Gerson, g	4-10	0-0	3	1	8	7	38
15 Ariana Moorero, g	6-15	1-1	4	4	14	4	37
23 Ataira Franklin, g	4-18	0-0	5	2	8	2	39
10 Kelsey Wolfe	0-1	0-0	1	0	0	1	9
21 Jazmin Pitts	2-5	0-0	4	1	4	1	11
30 Telia McCall	3-7	2-3	3	2	8	1	25
Totals	24-64	4-6	28	13	53	16	200

Ga. Tech (15-6, 5-3)	fg	ft	rb	pf	pt	a	min
10 D. H-Carter, f	0-1	0-0	0	2	0	0	7
15 Ty Marshall, f	6-13	1-2	7	1	13	4	35
45 Sasha Goodlett, c	5-7	4-4	11	1	14	0	33
1 Dawnn Maye, g	4-9	1-2	2	1	9	7	23
5 Metra Walthour, g	4-13	0-1	6	1	11	6	35
2 Mo Bennett	0-3	2-2	2	0	2	1	15
12 Frida Fogdemark	0-2	0-0	1	0	0	0	3
14 L. Adams	0-0	0-0	0	0	0	0	5
23 Sydney Wallace	3-7	0-0	3	0	8	0	7
32 Chelsea Regins	2-4	2-4	9	2	6	0	32
41 Tjasa Gortnar	0-0	0-0	0	2	0	0	5
Totals	24-59	10-15	48	10	63	18	200

Shooting Pct.	FG	3FG	FT
Virginia	.375	.125	.667
Georgia Tech	.407	.278	.667

Team Stats	TO	BL	ST
Virginia	11	3	12
Georgia Tech	20	7	7

3-point FG: Virginia 1-8: Moorero. Georgia Tech 5-18: Walthour 3, Wallace 2.

Attendance: 605

Officials: Joe Cunningham, Mark Zentz, Jesse Dickerson.

GAME 23

Florida State	25	27	-	52
VIRGINIA	26	36	-	62

Jan. 29, 2012 • John Paul Jones Arena

Fla. State (12-11, 4-5)	fg	ft	rb	pf	pt	a	min
00 Chasity Clayton, f	3-9	0-0	5	1	6	2	28
33 Natasha Howard, f	4-6	0-0	6	3	8	0	34
54 Cierra Bravard, f	5-10	2-6	4	3	12	0	24
10 L. Rodriguez, g	1-2	0-0	2	1	3	3	25
22 O. Bresnahan, g	2-4	2-2	1	1	6	5	33
3 Alexa Deluzio	3-10	0-0	6	2	7	2	35
20 Kristi Mokube	1-1	0-1	1	1	2	0	6
34 Chelsea Davis	3-6	2-6	3	4	8	0	15
Totals	22-48	6-15	34	16	52	12	200

Virginia (16-7, 4-5)	fg	ft	rb	pf	pt	a	min
50 Chelsea Shine, f	3-9	2-2	6	2	8	1	28
4 Simone Egwu, c	1-5	1-3	5	5	3	0	19
14 Lexie Gerson, g	4-11	4-4	4	1	13	5	38
15 Ariana Moorero, g	6-10	2-2	4	1	15	2	39
23 Ataira Franklin, g	3-11	5-6	5	1	11	1	37
5 Erinn Thompson	0-0	0-0	1	1	0	0	2
10 Kelsey Wolfe	0-1	0-0	1	1	0	0	7
21 Jazmin Pitts	2-6	0-0	2	1	4	0	8
30 Telia McCall	1-3	6-8	3	2	8	1	22
Totals	20-56	20-25	36	15	62	10	200

Shooting Pct.	FG	3FG	FT
Florida State	.458	.200	.400
Virginia	.357	.182	.800

Team Stats	TO	BL	ST
Florida State	23	4	6
Virginia	13	1	14

3-point FG: Florida State 2-10: Rodriguez, Deluzio. Virginia 2-11: Gerson, Moorero.

Attendance: 4840

Officials: Susan Blanch, Kathleen Lynch, Luis Gonzalez.

GAME 24

VIRGINIA	24	32	-	56
#23 North Carolina	35	29	-	64

Feb. 3, 2012 • Carmichael Arena

Virginia (16-8, 4-6)	fg	ft	rb	pf	pt	a	min
50 Chelsea Shine, f	1-4	4-4	9	1	6	1	33
4 Simone Egwu, c	1-2	0-0	4	3	2	0	33
14 Lexie Gerson, g	5-17	3-4	7	2	14	0	38
15 Ariana Moorero, g	7-14	6-6	4	4	21	2	35
23 Ataira Franklin, g	4-16	2-3	3	1	11	1	40
10 Kelsey Wolfe	0-0	0-1	0	1	0	1	7
21 Jazmin Pitts	1-2	0-0	0	1	2	0	5
30 Telia McCall	0-4	0-0	2	2	0	0	9
Totals	19-59	15-18	35	15	56	5	200

UNC (17-5, 7-2)	fg	ft	rb	pf	pt	a	min
21 Krista Gross, f	2-5	0-0	7	4	4	4	20
20 Chay Shegog, c	9-11	2-2	5	3	20	0	32
1 She'la White, g	2-5	0-0	1	2	5	4	30
4 Candace Wood, g	3-9	5-6	5	1	14	3	32
44 Tierra R-Pratt, g	3-9	1-3	4	2	7	4	37
5 Shannon Smith	0-3	0-0	1	1	0	3	9
10 Danielle Butts	1-1	0-0	1	1	3	1	5
11 Brittany Rountree	1-3	0-0	1	1	3	1	7
32 Waltiea Rolle	2-2	0-0	2	1	4	0	10
33 Laura Broomfield	2-5	1-2	6	2	5	0	18
Totals	25-53	9-13	35	18	64	19	200

Shooting Pct.	FG	3FG	FT
Virginia	.322	.176	.833
North Carolina	.472	.278	.692

Team Stats	TO	BL	ST
Virginia	21	1	14
North Carolina	22	7	10

3-point FG: Virginia 3-17: Gerson, Moorero, Franklin. North Carolina 5-18: Wood 3, Rountree, White.

Attendance: 2755

Officials: Dee Kantner, Carla Fountain, Maj Forsberg.



2011-12 BOX SCORES

GAME 25

VIRGINIA	22	33	-	55
NC State	21	26	-	47

Feb. 5, 2012 • Reynolds Coliseum

Virginia (17-8, 5-6)	fg	ft	rb	pf	pt	a	min
50 Chelsea Shine, f	1-3	1-2	2	0	3	3	24
4 Simone Egwu, c	1-2	0-0	6	1	2	0	19
14 Lexie Gerson, g	3-9	3-4	2	1	10	4	36
15 Ariana Moorer, g	4-15	3-5	10	2	11	2	38
23 Ataira Franklin, g	7-16	3-4	5	4	20	1	28
5 Erinn Thompson	0-0	0-0	1	2	0	0	1
10 Kelsey Wolfe	2-5	0-0	1	1	5	2	19
21 Jazmin Pitts	1-3	0-2	1	3	2	0	10
30 Telia McCall	1-4	0-0	4	1	2	2	25
Totals	20-57	10-17	37	15	55	14	200

NC State (14-10, 4-7)	fg	ft	rb	pf	pt	a	min
1 M. G-Coleman, g	1-6	0-0	1	2	3	4	23
11 Emili Tasler, g	2-7	0-0	5	1	5	3	30
22 Bonaie Holston, f	4-12	2-3	16	3	10	2	34
23 Marissa Kastanek, g	4-11	0-0	2	4	12	0	25
44 Kody Burke, f	1-4	2-2	2	0	4	0	18
3 Kim Durham	0-0	0-0	0	0	0	0	2
5 Breezy Williams	2-6	1-1	2	2	5	1	16
12 Krystal Barrett	1-1	1-2	1	1	4	0	14
21 Erica Donovan	0-3	0-0	0	0	0	0	11
41 Lakeesa Daniel	0-3	2-4	4	4	2	1	18
52 Kiana Evans	1-2	0-0	2	0	2	0	9
Totals	16-55	8-12	41	17	47	11	200

Shooting Pct.	FG	3FG	FT
Virginia	.351	.333	.588
NC State	.291	.292	.667

Team Stats	TO	BL	ST
Virginia	18	5	14
NC State	25	7	11

3-point FG: Virginia 5-15: Franklin 3, Gerson, Wolfe. NC State 7-24: Kastanek 4, Goodwin-Coleman, Tasler, Barrett.

Attendance: 2287

Officials: Denise Brooks, Angelica Suffren, Mark Hardcastle.

GAME 26

Clemson	17	19	-	36
VIRGINIA	37	31	-	68

Feb. 12, 2012 • John Paul Jones Arena

Clemson (6-17, 2-10)	fg	ft	rb	pf	pt	a	min
12 Q. Pettaway, f	5-7	0-3	5	4	10	0	28
21 Nikki Dixon, f	6-15	0-1	2	3	14	3	34
31 Lindsey Mason, c	2-5	1-2	4	1	5	2	28
2 Chelsea Lindsay, g	3-6	0-2	7	1	7	0	34
23 Chance Dunn, g	0-4	0-0	6	1	0	2	32
5 Kelly Gramlich	0-4	0-0	3	0	0	1	19
22 G. Hammett	0-0	0-0	0	0	0	0	1
30 Deja Hawkins	0-0	0-0	0	1	0	0	3
34 Natiece Ford	0-2	0-0	0	3	0	0	16
44 Shaniqua Pauldo	0-0	0-0	0	0	0	0	5
Totals	16-43	1-8	29	14	36	8	200

Virginia (18-8, 6-6)	fg	ft	rb	pf	pt	a	min
50 Chelsea Shine, f	10-13	0-0	7	0	20	3	28
4 Simone Egwu, c	3-5	1-1	7	3	7	1	22
14 Lexie Gerson, g	3-11	3-3	9	0	9	4	37
15 Ariana Moorer, g	5-9	2-4	3	2	13	7	37
23 Ataira Franklin, g	1-10	0-0	4	1	2	1	17
5 Erinn Thompson	1-2	1-2	0	1	3	0	8
10 Kelsey Wolfe	5-9	1-1	4	1	12	4	29
21 Jazmin Pitts	1-5	0-0	2	1	2	0	10
30 Telia McCall	0-2	0-0	2	2	0	0	12
Totals	29-66	8-11	42	11	68	20	200

Shooting Pct.	FG	3FG	FT
Clemson	.372	.214	.125
Virginia	.439	.118	.727

Team Stats	TO	BL	ST
Clemson	29	9	8
Virginia	15	1	26

3-point FG: Clemson 3-14: Dixon 2, Lindsay. Virginia 2-17: Moorer, Wolfe.

Attendance: 4365

Officials: Edward Sidlasky, Angel Stanton, Tom Danaher.

GAME 27

#8 Maryland	44	29	-	73
VIRGINIA	21	35	-	56

Feb. 16, 2012 • John Paul Jones Arena

Maryland (22-4, 9-4)	fg	ft	rb	pf	pt	a	min
21 Tianna Hawkins, f	12-13	2-3	14	3	26	0	34
25 Alyssa Thomas, f	6-12	4-6	10	3	16	4	31
13 Alicia DeVaughn, c	4-6	0-2	8	0	8	1	18
1 Laurin Mincy, g	4-13	0-1	8	2	9	2	35
10 Anjale Barrett, g	0-2	0-0	3	1	0	5	26
3 Brene Moseley	3-7	0-0	0	1	6	2	16
12 Lynetta Kizer	3-10	2-2	3	2	8	2	27
22 Kim Rodgers	0-0	0-0	0	1	0	0	9
32 Whitney Bays	0-1	0-0	0	1	0	1	4
Totals	32-64	8-14	53	14	73	17	200

Virginia (18-9, 6-7)	fg	ft	rb	pf	pt	a	min
50 Chelsea Shine, f	4-9	0-0	4	2	8	0	31
4 Simone Egwu, c	1-2	0-0	2	5	2	0	18
14 Lexie Gerson, g	3-8	0-0	1	3	6	6	38
15 Ariana Moorer, g	7-20	7-8	5	2	23	3	40
23 Ataira Franklin, g	3-15	3-4	5	2	10	1	40
10 Kelsey Wolfe	0-0	0-0	0	0	0	0	2
21 Jazmin Pitts	1-6	2-4	1	3	4	0	19
30 Telia McCall	1-2	1-1	2	0	3	0	12
Totals	20-62	13-17	26	17	56	10	200

Shooting Pct.	FG	3FG	FT
Maryland	.500	.091	.571
Virginia	.323	.273	.765

Team Stats	TO	BL	ST
Maryland	21	4	7
Virginia	12	3	11

3-point FG: Maryland 1-11: Mincy. Virginia 3-11: Moorer 2, Franklin.

Attendance: 3310

Officials: Lawson Newton, Billy Smith, Angelica Suffren.



2011-12 BOX SCORES

GAME 28

VIRGINIA	30	36	-	66
Virginia Tech	16	24	-	40

Feb. 19, 2012 • Cassell Coliseum

Virginia (19-9, 7-7)	fg	ft	rb	pf	pt	a	min
50 Chelsea Shine, f	2-7	1-2	4	2	5	1	24
4 Simone Egwu, c	2-2	2-2	5	3	6	0	25
14 Lexie Gerson, g	2-4	0-0	1	1	4	0	21
15 Ariana Moorer, g	2-8	13-13	8	2	17	7	40
23 Ataira Franklin, g	4-9	0-0	2	2	11	0	28
5 Erinn Thompson	0-0	0-0	0	0	0	0	2
10 Kelsey Wolfe	3-6	1-1	6	1	7	1	25
21 Jazmin Pitts	2-4	6-6	5	4	10	1	18
30 Telia McCall	2-4	1-1	6	1	6	0	17
Totals	19-44	24-25	39	16	66	10	200

Va. Tech (7-20, 3-11)	fg	ft	rb	pf	pt	a	min
22 Porschia Hadley, f	1-9	3-4	6	1	5	1	36
43 L. Hines-Allen, f	1-7	0-0	5	3	2	1	24
3 Aerial Wilson, g	4-16	2-5	6	3	13	1	35
13 Alyssa Fenyn, g	3-7	2-2	2	2	9	2	35
33 Kelsey Conyers, g	0-1	0-0	1	1	0	0	14
2 Kerry Sarver	0-1	0-0	0	0	0	1	2
12 Rachel Nichols	0-0	0-0	0	0	0	0	1
20 Nia Evans	1-3	0-0	2	3	2	0	10
21 B. Montgomery	0-1	1-2	0	1	1	0	4
23 Larryqua Hall	2-3	1-2	1	2	5	0	12
31 Monet Tellier	1-5	0-0	2	3	3	2	27
Totals	13-53	9-15	29	19	40	8	200

Shooting Pct.	FG	3FG	FT
Virginia	.432	.400	.960
Virginia Tech	.245	.385	.600

Team Stats	TO	BL	ST
Virginia	13	4	8
Virginia Tech	11	1	5

3-point FG: Virginia 4-10: Franklin 3, McCall. Virginia Tech 5-13: Wilson 3, Fenyn, Tellier.

Attendance: 2338

Officials: Denise Brooks, Daryl Humphrey, Dan Outlaw.

GAME 29

Wake Forest	33	22	-	55
VIRGINIA	25	36	-	61

Feb. 24, 2012 • John Paul Jones Arena

WFU (16-12, 6-9)	fg	ft	rb	pf	pt	a	min
23 Secily Ray, f	4-5	1-4	11	5	9	0	28
25 Dearica Hamby, f	0-3	1-2	2	0	1	0	15
31 Lindsay Wright, c	1-1	2-2	6	3	4	0	14
1 Brooke Thomas, g	3-5	0-0	0	2	7	3	19
22 Lakevia Boykin, g	3-8	0-0	2	0	8	1	23
2 Erin Hall	1-2	0-0	2	0	3	0	6
5 Chelsea Douglas	7-16	2-2	1	2	19	1	32
13 Mykala Walker	1-6	2-3	4	4	4	0	31
14 Lauryn Webster	0-0	0-0	0	0	0	0	1
15 Millesia Calicott	0-0	0-0	1	2	0	0	7
21 Sandra Garcia	0-5	0-0	4	1	0	1	24
Totals	20-51	8-13	36	19	55	6	200

Virginia (20-9, 8-7)	fg	ft	rb	pf	pt	a	min
50 Chelsea Shine, f	2-9	0-0	9	1	4	2	35
4 Simone Egwu, c	2-6	2-2	9	5	6	0	28
14 Lexie Gerson, g	6-13	1-3	6	1	15	1	36
15 Ariana Moorer, g	4-10	5-5	6	3	15	3	33
23 Ataira Franklin, g	4-8	7-9	5	1	17	3	38
10 Kelsey Wolfe	0-5	0-0	1	1	0	0	13
21 Jazmin Pitts	0-4	4-6	4	3	4	0	12
30 Telia McCall	0-2	0-0	1	2	0	0	5
Totals	18-57	19-25	42	17	61	9	200

Shooting Pct.	FG	3FG	FT
Wake Forest	.392	.304	.615
Virginia	.316	.462	.760

Team Stats	TO	BL	ST
Wake Forest	20	1	7
Virginia	14	7	9

3-point FG: Wake Forest 7-23: Douglas 3, Boykin 2, Thomas, Hall. Virginia 6-13: Gerson 2, Moorer 2, Franklin 2.

Attendance: 3988

Officials: Felicia Grinter, Susan Blauch, Karen Preato.

GAME 30

VIRGINIA	37	29	-	66
Florida State	31	26	-	57

Feb. 26, 2012 • Donald L. Tucker Center

Virginia (21-9, 9-7)	fg	ft	rb	pf	pt	a	min
50 Chelsea Shine, f	1-6	0-0	6	0	2	0	37
4 Simone Egwu, c	1-3	0-0	5	2	2	3	18
14 Lexie Gerson, g	3-9	3-4	3	2	10	3	36
15 Ariana Moorer, g	9-13	3-3	4	3	23	5	40
23 Ataira Franklin, g	4-9	0-0	2	2	10	0	24
10 Kelsey Wolfe	3-6	4-4	1	2	11	1	20
21 Jazmin Pitts	2-2	0-0	0	2	4	0	12
30 Telia McCall	1-4	2-2	1	1	4	0	13
Totals	24-52	12-13	23	14	66	12	200

Fla. St. (14-16, 6-10)	fg	ft	rb	pf	pt	a	min
33 Natasha Howard, f	5-7	0-1	7	2	10	3	36
54 Cierra Bravard, f	11-13	2-3	10	4	24	0	30
3 Alexa Deluzio, g	4-14	4-4	4	1	13	3	37
10 L. Rodriguez, g	0-5	0-0	3	1	0	2	19
22 Olivia Bresnahan, g	2-2	0-0	2	0	4	2	33
00 Chasity Clayton	2-8	0-0	4	3	5	2	31
34 Chelsea Davis	0-1	1-2	2	0	1	1	14
Totals	24-50	7-10	32	11	57	13	200

Shooting Pct.	FG	3FG	FT
Virginia	.462	.400	.923
Florida State	.480	.143	.700

Team Stats	TO	BL	ST
Virginia	8	2	7
Florida State	18	5	3

3-point FG: Virginia 6-15: Moorer 2, Franklin 2, Gerson, Wolfe. Florida State 2-14: Deluzio, Clayton.

Attendance: 2571

Officials: Wesley Dean, Dennis DeMayo, Tom Danaher.



2011-12 BOX SCORES

GAME 31

Boston College	16	25	-	41
VIRGINIA	32	40	-	72

March 1, 2012 • Greensboro Coliseum

Boston College (7-23)	fg	ft	rb	pf	pt	a	min
21 Kristen Doherty, f	1-5	2-2	4	5	4	0	27
45 K. Zenevitch, f	3-5	4-4	6	1	11	0	32
3 Tessah Holt, g	2-12	1-2	1	1	5	5	30
10 Kerri Shields, g	2-6	0-0	1	2	5	1	30
31 Tiffany Ruffin, g	0-4	0-0	2	2	0	1	21
20 Shayra Brown	2-2	2-2	3	0	6	0	13
22 Joy Caracciolo	3-7	1-3	4	1	7	0	21
25 Deidra Smith	0-1	0-0	1	0	0	0	7
44 Kat Cooper	1-3	0-0	3	1	3	1	19
Totals	14-45	10-13	32	13	41	8	200

Virginia (22-9)	fg	ft	rb	pf	pt	a	min
50 Chelsea Shine, f	0-7	0-0	2	1	0	3	26
4 Simone Egwu, c	0-5	0-0	6	1	0	0	24
14 Lexie Gerson, g	2-7	0-0	5	1	5	2	30
15 Ariana Moorer, g	6-12	7-7	7	0	20	4	23
23 Ataira Franklin, g	7-12	2-2	4	1	20	4	27
5 Erinn Thompson	1-2	0-0	0	0	2	0	4
10 Kelsey Wolfe	2-4	2-2	2	2	7	4	25
21 Jazmin Pitts	2-3	1-4	5	2	5	0	19
30 Telia McCall	5-8	2-2	5	0	13	0	22
Totals	25-60	14-17	38	8	72	17	200

Shooting Pct.	FG	3FG	FT
Boston College	.311	.158	.769
Virginia	.417	.471	.824

Team Stats	TO	BL	ST
Boston College	23	4	7
Virginia	10	2	15

3-point FG: Boston College 3-19: Zenevitch, Shields, Cooper. Virginia 8-17: Franklin 4, Gerson, Moorer, Wolfe, McCall.

Attendance: 5203

Officials: Wesley Dean, Ed Sidlasky, Angelica Suffren.

GAME 32

VIRGINIA	20	38	-	58
#6 Maryland	40	30	-	70

March 2, 2012 • Greensboro Coliseum

Virginia (22-10)	fg	ft	rb	pf	pt	a	min
50 Chelsea Shine, f	1-2	2-2	3	2	4	1	28
4 Simone Egwu, c	0-5	2-2	3	4	2	1	30
14 Lexie Gerson, g	7-15	2-2	4	2	16	0	35
15 Ariana Moorer, g	8-20	2-4	7	1	19	3	38
23 Ataira Franklin, g	3-15	3-3	1	4	9	2	34
10 Kelsey Wolfe	1-1	0-0	1	2	2	0	12
21 Jazmin Pitts	2-4	2-3	2	3	6	0	12
30 Telia McCall	0-1	0-0	0	0	0	0	11
Totals	22-63	13-16	23	18	58	7	200

Maryland (26-4)	fg	ft	rb	pf	pt	a	min
21 Tianna Hawkins, f	2-4	2-2	10	3	6	0	23
25 Alyssa Thomas, f	7-13	4-5	5	1	18	4	26
13 Alicia DeVaughn, c	2-2	3-3	2	0	7	0	25
1 Laurin Mincy, g	2-7	1-2	3	2	6	1	25
10 Anjale Barrett, g	3-6	0-0	2	0	7	5	28
00 Sequoia Austin	0-0	0-0	0	1	0	0	6
3 Brene Moseley	4-5	2-2	2	2	13	3	19
5 Essence Townsend	0-0	0-0	5	2	0	0	9
12 Lynetta Kizer	3-11	0-3	6	1	7	1	21
22 Kim Rodgers	1-2	0-0	4	0	3	1	9
32 Whitney Bays	0-0	3-4	4	2	3	0	9
Totals	24-50	15-21	48	14	70	15	200

Shooting Pct.	FG	3FG	FT
Virginia	.349	.125	.813
Maryland	.480	.700	.714

Team Stats	TO	BL	ST
Virginia	8	4	12
Maryland	24	9	3

3-point FG: Virginia 1-8: Moorer. Maryland 7-10: Moseley 3, Mincy, Barrett, Kizer, Rodgers.

Attendance: 7462

Officials: Joe Cunningham, Billy Smith, Jennifer Rezac.

GAME 33

Howard	16	34	6	-	56
VIRGINIA	21	29	9	-	59

March 15, 2012 • John Paul Jones Arena

Howard (24-9)	fg	ft	rb	pf	pt	a	min
14 Saadia Doyle, f	6-12	4-10	14	3	16	0	45
44 Kara Smith, f	3-9	0-0	4	1	8	0	24
32 N. Deterville, c	0-2	0-0	7	4	0	0	28
4 Tamoria Holmes, g	6-31	1-2	4	1	17	1	43
5 C. Curley, Payne, g	2-7	2-3	4	1	7	3	43
12 Zykia Brown	3-6	0-0	6	1	8	4	25
34 Portia Deterville	0-2	0-0	6	3	0	0	17
Totals	20-69	7-15	52	14	56	8	225

Virginia (23-10)	fg	ft	rb	pf	pt	a	min
50 Chelsea Shine, f	2-5	2-2	8	2	6	0	41
4 Simone Egwu, c	1-1	0-0	3	4	2	0	17
14 Lexie Gerson, g	6-17	4-4	7	2	18	6	44
15 Ariana Moorer, g	3-11	8-11	5	1	14	4	45
23 Ataira Franklin, g	5-15	0-1	7	2	13	3	43
10 Kelsey Wolfe	0-1	0-0	1	1	0	1	5
30 Telia McCall	2-7	2-4	9	4	6	0	30
Totals	19-57	16-22	44	16	59	14	225

Shooting Pct.	FG	3FG	FT
Howard	.290	.281	.467
Virginia	.333	.278	.727

Team Stats	TO	BL	ST
Howard	14	0	5
Virginia	12	4	9

3-point FG: Howard 9-32: Holmes 4, Smith 2, Brown 2, Curley-Payne. Virginia 5-18: Franklin 3, Gerson 2.

Attendance: 912

Officials: Sue Blauch, Mark Hardcastle, Tiara Cruse.



2011-12 BOX SCORES

GAME 34

Richmond	28	27	-	55
VIRGINIA	32	36	-	68

March 19, 2012 • John Paul Jones Arena

Richmond (23-9)	fg	ft	rb	pf	pt	a	min
34 Genevieve Okoro, f	2-4	0-2	3	4	4	1	25
52 Liz Brown, c	1-3	0-0	1	2	2	1	19
5 Abby Oliver, g	7-15	0-0	1	3	16	0	32
12 Keri Soppe, g	0-0	0-0	1	0	0	0	10
31 Rachael Bilney, g	2-9	4-4	4	1	9	2	39
1 Amber Nichols	0-2	0-0	0	1	0	0	4
21 Kristina King	4-6	3-3	2	0	12	0	20
24 Samantha Bilney	0-2	0-0	0	0	0	2	13
25 Yazmean Burgess	0-0	0-0	0	0	0	0	3
30 Ryann Dannelly	0-0	0-0	2	0	0	0	6
32 Becca Wann	6-11	0-0	11	5	12	3	26
44 Amber Battle	0-1	0-0	1	0	0	0	3
Totals	22-53	7-9	30	16	55	9	200

Virginia (24-10)	fg	ft	rb	pf	pt	a	min
50 Chelsea Shine, f	0-1	0-0	2	2	0	0	14
4 Simone Egwu, c	1-2	0-0	5	1	2	0	23
14 Lexie Gerson, g	4-9	5-6	3	0	15	4	34
15 Ariana Moorero, g	5-14	6-8	3	2	16	8	40
23 Ataira Franklin, g	5-12	1-2	4	3	14	2	30
10 Kelsey Wolfe	2-8	1-2	2	0	6	0	16
21 Jazmin Pitts	3-5	0-0	1	1	6	0	12
30 Telia McCall	4-6	0-0	10	1	9	1	31
Totals	24-57	13-18	38	10	68	15	200

Shooting Pct.	FG	3FG	FT
Richmond	.415	.308	.778
Virginia	.421	.412	.722

Team Stats	TO	BL	ST
Richmond	20	0	9
Virginia	19	5	13

3-point FG: Richmond 4-13: Oliver 2, Bilney, King. Virginia 7-17: Franklin 3, Gerson 2, Wolfe, McCall.

Attendance: 1,121

Officials: Dan Outlaw, Kristi Vera, Tiara Cruse.

GAME 35

Appalachian State	27	31	-	58
VIRGINIA	35	39	-	74

March 22, 2012 • John Paul Jones Arena

Appalachian St. (27-7)	fg	ft	rb	pf	pt	a	min
24 Maryah Sydnor, f	6-8	0-0	2	3	14	2	29
30 C. Freeman, f	4-8	0-0	5	4	8	0	28
32 Anna Freeman, f	4-10	3-4	5	5	11	4	31
15 Raven Gary, g	0-2	2-2	1	2	2	1	16
20 Katie Mallow, g	6-14	0-0	3	1	17	1	38
3 Kelsey Sharkey	2-2	0-0	1	2	4	2	30
5 Chakeitha Weldon	1-5	0-0	0	3	2	6	24
10 Canesha Edwards	0-1	0-0	0	0	0	0	4
Totals	23-50	5-6	24	20	58	16	200

Virginia (25-10)	fg	ft	rb	pf	pt	a	min
50 Chelsea Shine, f	3-5	0-0	5	1	6	1	21
4 Simone Egwu, c	4-5	0-1	3	1	8	0	23
14 Lexie Gerson, g	2-4	4-4	1	2	8	4	32
15 Ariana Moorero, g	5-12	6-6	6	2	16	11	40
23 Ataira Franklin, g	8-12	3-6	3	1	22	1	36
5 Erinn Thompson	0-2	0-0	0	0	0	0	2
10 Kelsey Wolfe	0-0	0-0	0	2	0	0	9
21 Jazmin Pitts	0-0	0-0	1	2	0	2	6
30 Telia McCall	5-7	4-4	5	2	14	1	31
Totals	27-47	17-21	25	13	74	20	200

Shooting Pct.	FG	3FG	FT
Appalachian State	.460	.389	.833
Virginia	.574	.500	.810

Team Stats	TO	BL	ST
Appalachian State	28	0	8
Virginia	19	3	16

3-point FG: Appalachian State 7-18: Mallow 5, Sydnor 2. Virginia 3-6: Franklin 3.

Attendance: 1,422

Officials: Mark Zentz, Jennifer Rezac, Angel Stanton.

GAME 36

VIRGINIA	33	26	-	59
James Madison	27	41	-	68

March 25, 2012 • JMU Convocation Center

Virginia (25-11)	fg	ft	rb	pf	pt	a	min
50 Chelsea Shine, f	0-0	2-2	1	4	2	2	17
4 Simone Egwu, c	1-1	1-2	7	4	3	0	22
14 Lexie Gerson, g	5-15	5-5	3	2	15	2	40
15 Ariana Moorero, g	6-23	5-6	7	4	18	1	36
23 Ataira Franklin, g	2-11	4-4	1	4	8	1	25
5 Erinn Thompson	0-0	0-0	4	1	0	0	12
10 Kelsey Wolfe	2-3	0-0	2	0	5	0	14
21 Jazmin Pitts	1-3	0-0	2	2	2	0	10
30 Telia McCall	2-4	2-3	7	5	6	0	24
Totals	19-60	19-22	34	26	59	6	200

James Madison (28-7)	fg	ft	rb	pf	pt	a	min
03 Toia Giggetts, f	2-10	2-4	12	2	6	0	35
15 L. Whitehurst, f	5-6	4-6	6	4	14	0	23
30 Nikki Newman, f	0-7	0-1	4	4	0	6	36
20 K. Burkholder, g	6-13	5-8	10	4	20	1	25
22 Tarik Hislop, g	4-12	9-9	2	1	17	0	39
00 Jasmine Gill	0-4	0-0	4	1	0	2	10
21 Crystal Ross	1-2	0-1	1	1	2	0	11
34 Kiara Francisco	4-6	1-1	4	0	9	1	21
Totals	22-60	21-30	43	17	68	10	200

Shooting Pct.	FG	3FG	FT
James Madison	.367	.167	.700
Virginia	.317	.182	.864

Team Stats	TO	BL	ST
James Madison	15	4	6
Virginia	15	0	9

3-point FG: James Madison 3-18: Burkholder 3. Virginia 2-11: Moorero 1, Wolfe 1.

Attendance: 3,301

Officials: Mark Hardcastle, Diana DePaul, Tony Lippa.



SERIES RECORDS AT A GLANCE

Opponent	Year	Record	Last Meeting	Opponent	Year	Record	Last Meeting	Opponent	Year	Record	Last Meeting
Alabama	1987	2-0	W 69-48 11/25/05	Hawaii	1989	1-1	W 60-43 11/26/11	Princeton	1978	1-0	W 85-56 12/18/78
Ala.-Birmingham	2006	1-0	W 81-63 12/29/06	High Point	2008	2-0	W 67-41 11/16/11	Providence	1990	2-0	W 55-38 11/14/11
Alabama State	1996	1-0	W 106-21 12/29/96	Hofstra	2010	1-0	W 82-66 11/12/10	Purdue	2009	1-0	W 56-49 12/3/09
Albany	2004	1-0	W 59-34 12/28/04	Hollins	1974	2-0	W 53-41 1/12/76	Queens	1980	1-0	W 61-52 12/28/80
American	1981	3-1	L 67-69 11/24/96	Holy Cross	1989	2-0	W 80-39 12/29/05	Radford	1975	7-7	W 92-43 12/18/11
Appalachian State	2011	2-0	W 74-58 3/22/12	Houston	2004	0-1	L 64-67 12/4/04	Randolph-Macon	1976	2-0	W 75-33 11/28/78
Arkansas State	1998	1-1	W 57-55 2/13/00	Howard	2001	2-0	W 59-56 3/15/12	R.M. Woman's Col.	1974	3-0	W 47-45 12/4/75
Arizona	1988	3-1	W 70-65 11/28/03	Illinois	1984	4-0	W 63-39 12/4/08	Richmond	1980	14-3	W 68-55 3/19/12
Arizona State	2004	0-1	L 50-60 11/11/04	Indiana	1980	3-0	W 65-49 12/1/11	Rider	1994	5-0	W 83-38 12/28/08
Auburn	1985	3-1	L 61-79 12/29/98	Iowa	1987	0-2	L 62-69 3/16/02	Rhode Island	2006	3-0	W 89-53 1/9/08
Augusta	1989	1-0	W 76-38 12/19/89	Iowa State	2010	0-1	L 48-66 11/25/10	Roanoke	1974	2-1	W 61-44 2/12/76
Baylor	1999	1-0	W 80-51 1/24/99	James Madison	1976	14-7	L 68-59 3/25/12	Robert Morris	1993	1-0	W 86-59 11/28/93
Boston College	1983	10-2	W 72-41 3/1/12	Kansas	1990	1-1	L 84-86 11/25/94	Rutgers	1983	5-3	W 68-64 12/6/03
Bridgewater	1975	5-1	W 77-52 2/23/79	Kent State	1997	1-1	L 74-85 1/24/00	St. Bonaventure	2010	1-0	W 72-64 1/4/10
Brown	1998	1-0	W 111-49 12/28/98	Lafayette	1990	1-0	W 103-41 12/7/90	St. Francis (Pa.)	1990	6-0	W 82-66 1/5/09
Bucknell	1989	1-0	W 81-48 1/2/89	Lamar	1991	1-0	W 85-70 3/23/91	St. John's	1986	3-0	W 90-51 1/26/91
Butler	1999	1-0	W 88-54 12/29/99	Liberty	1982	8-2	W 64-38 12/7/11	St. Joseph's	1978	4-4	W 48-42 3/18/06
California	1997	2-2	L 59-50 11/27/11	Long Beach St.	1981	0-1	L 71-73 1/15/81	St. Peter's	1979	3-0	W 91-59 11/24/90
UCLA	1991	2-0	W 77-55 12/29/95	Long Island	2001	3-0	W 76-59 12/5/03	Samford	2009	1-0	W 69-60 12/28/09
UC Santa Barbara	2000	2-1	W 86-52 3/23/08	Longwood	1974	9-4	W 74-63 11/21/10	San Diego State	1981	1-0	W 38-34 12/29/81
Cal-St. Northridge	2000	1-0	W 75-69 12/29/00	Louisiana Tech	1986	3-2	W 68-52 12/29/08	Santa Clara	1997	1-0	W 62-60 12/30/97
Campbell	1979	1-1	W 77-60 11/20/79	Louisville	1985	1-0	W 74-60 2/9/85	Scranton	1983	1-0	W 110-50 12/2/83
Canisius	1991	1-0	W 92-36 11/26/91	Loyola (Md.)	1994	4-0	W 71-49 3/20/11	Seton Hall	2005	2-0	W 85-65 12/2/06
Central Florida	2006	1-0	W 76-47 11/25/06	Lynchburg	1974	2-0	W 58-25 1/31/75	Siena	1999	1-0	W 83-43 12/27/99
Charleston	1977	0-1	L 44-76 12/21/77	Maine	1984	3-0	W 86-66 12/28/06	South Carolina	1981	3-2	L 64-66 11/15/07
Charlotte	1984	4-1	L 74-79 3/26/11	Manhattan	1996	2-0	W 86-68 11/15/09	USC Upstate	2009	1-0	W 110-63 11/18/09
Clemson	1978	38-29	W 68-36 2/12/12	Marist	2009	1-0	W 68-61 3/21/09	South Dakota St.	2006	1-1	W 78-66 11/27/09
Cleveland State	1984	4-0	W 100-60 12/16/06	Marquette	2006	3-0	W 76-71 11/29/08	South Florida	2007	1-0	W 73-71 3/22/07
Clinch Valley	1975	1-0	W 61-50 2/15/75	Marshall	1993	4-0	W 78-56 12/29/07	Southern Calif.	1991	2-1	W 78-68 12/30/95
Colorado	1980	3-0	W 74-59 1/2/10	Mary Baldwin	1975	1-0	W 51-48 2/13/75	Southern Illinois	1989	1-0	W 81-60 11/24/89
Connecticut	1991	2-4	L 45-75 12/5/07	Maryland	1977	43-35	L 70-58 3/2/12	So. Methodist	1998	1-0	W 77-68 3/13/98
Coppin State	1995	1-0	W 87-42 12/20/95	UMBC	2009	2-0	W 61-46 12/18/10	SW Missouri St.	1994	1-0	W 67-63 3/19/94
Creighton	1993	1-0	W 63-60 12/29/93	Mary Washington	1973	6-0	W 60-27 2/14/76	Stanford	1986	1-3	L 69-91 3/22/97
Dartmouth	1981	3-0	W 83-70 1/23/05	Massachusetts	2011	1-0	W 53-38 12/29/11	Stephen F. Austin	1991	1-0	W 74-72 3/17/91
Davidson	2007	1-0	W 83-68 12/20/07	Massachusetts	1984	2-0	W 76-75 3/15/87	Sweet Briar	1975	1-0	W 72-23 12/8/75
Delaware State	2004	2-0	W 71-54 12/28/07	Memphis State	1985	1-0	W 93-52 11/30/85	Syracuse	1985	3-0	W 70-59 12/30/99
DePaul	1987	2-0	W 75-63 1/9/88	Miami (Fla.)	1987	7-3	L 56-53 1/19/12	Temple	1979	4-1	W 71-65 11/29/06
Drake	1980	0-1	L 53-67 3/22/80	Michigan	1986	2-1	W 78-64 12/28/02	Tennessee	1981	3-13	W 69-64 11/20/11
Drexel	2010	1-0	W 63-54 12/4/10	Michigan State	1990	1-0	W 91-74 12/29/90	Tennessee Tech	1982	2-0	W 75-54 11/27/94
Duke	1977	32-31	L 77-66 1/2/12	Middle Tenn. St.	2005	1-0	W 79-63 1/2/06	Texas	1990	3-4	L 79-53 11/25/11
Duquesne	1986	1-0	W 99-36 11/29/86	Minnesota	2003	1-3	W 73-62 11/24/07	TCU	2010	1-0	W 59-55 11/27/10
East Carolina	1980	2-2	W 80-67 12/6/08	Monmouth	2008	1-0	W 73-45 12/18/08	Toledo	1993	1-0	W 95-64 12/4/93
East Tennessee St.	1983	3-0	W 83-66 12/29/10	Morehead State	2007	1-0	W 88-43 2/4/08	Towson	1998	1-0	W 102-44 12/11/98
Eastern Mennonite	1975	1-0	W 59-39 1/25/75	Morgantown	1990	4-0	W 69-56 3/17/11	Troy State	1997	1-0	W 96-74 3/14/97
Emory & Henry	1974	2-1	W forfeit 1/23/76	Mount St. Mary's	1980	7-0	W 81-58 11/14/10	Tulane	2001	0-1	L 63-74 12/29/01
Fairfield	1991	1-0	W 110-64 11/22/91	Navy	1980	2-0	W 54-47 11/22/80	Utah	1997	2-0	W 65-57 11/28/08
Fairleigh Dickinson	2007	1-0	W 83-35 12/2/07	Nevada-Las Vegas	1989	1-0	W 74-73 12/2/89	Vanderbilt	1989	3-2	W 65-49 12/1/96
Florida	1981	3-1	L 68-81 12/29/02	New Hampshire	1981	0-1	L 62-63 12/27/81	Villanova	1978	1-2	W 69-50 12/29/88
Fla. International	1990	3-0	W 78-65 12/20/01	Norfolk State	1973	5-5	W 58-57 2/9/81	Va. Common.	1974	14-6	W 99-57 11/24/98
Florida State	1990	32-13	W 66-57 2/26/12	North Carolina	1976	32-47	L 64-56 2/3/12	Virginia State	1974	6-2	W 76-41 12/2/80
Fordham	1988	2-0	W 105-55 12/29/94	N. Carolina A&T	1996	2-0	W 88-59 12/28/10	Virginia Tech	1974	39-10	W 66-40 2/19/12
Furman	2002	1-1	W 74-43 12/8/09	UNC-Greensboro	1981	3-0	W 71-44 11/21/03	Virginia Union	1977	6-1	W 67-50 12/8/81
George Mason	1978	5-0	W 87-49 11/27/84	NC State	1974	37-31	W 55-47 2/5/12	Wagner	2003	2-0	W 84-41 12/28/11
Georgetown	1977	7-0	W 52-45 2/8/04	Northeastern	1981	3-0	W 81-20 12/19/95	Wake Forest	1976	62-4	W 61-55 2/24/12
Geo. Washington	1979	10-1	L 68-70 11/12/07	North Florida	2007	1-0	W 90-57 2/6/07	Washington	1999	1-0	W 85-64 11/28/99
Georgia	1995	2-2	L 53-69 12/20/09	Northwestern	1978	1-1	W 76-55 12/5/04	Wayland Baptist	1980	1-0	W 67-62 3/20/80
Georgia State	1982	1-0	W 61-60 12/17/82	Notre Dame	1981	2-0	W 79-59 1/4/88	West Virginia	1989	5-1	L 43-57 11/26/10
Georgia Tech	1979	52-12	L 63-53 1/25/12	Ohio State	1982	1-6	L 46-74 12/2/10	William & Mary	1975	10-0	W 71-49 12/2/99
Gonzaga	2008	0-1	L 62-69 11/30/08	Oklahoma State	1991	1-0	W 76-61 3/21/91	Wisconsin	1985	3-1	W 84-60 11/30/07
Grambling	1999	1-0	W 100-79 11/26/99	Old Dominion	1973	14-18	L 70-78 11/21/08	Wright State	2005	1-0	W 74-56 11/20/05
Green Bay	2010	0-1	L 67-69 3/21/10	Pacific	1987	1-0	W 101-79 1/1/87	Yale	2005	1-0	W 92-41 12/28/05
Hampton	2001	2-0	W 51-48 11/16/01	Pennsylvania	1979	3-0	W 54-45 1/16/11				
Hartford	2003	0-2	L 53-70 11/25/03	Penn State	1983	4-3	L 69-82 3/12/99				
Harvard	2005	1-0	W 54-48 12/3/05	Pepperdine	2000	1-0	W 74-62 3/17/00				
				Pittsburgh	1995	2-1	L 58-68 3/24/06				



VIRGINIA vs 2012-13 OPPONENTS

ALABAMA: 2-0

Date	UVa-Opp	Mar.	W/L	Site
12/4/1987	81-58	+23	W	H
11/25/05	69-48	+21	W	N

Home 1-0, Away 0-0, Neutral 1-0

BOSTON COLLEGE: 10-2

6-2 in ACC Games
1-0 in ACC Tournament Games
1-0 in WNIT Games

Date	UVa-Opp	Mar.	W/L	Site
12/29/83	58-46	+12	W	A
3/19/00	74-70	+4	W	SH
1/26/06	43-57	-14	L	#A
3/2/06	57-54	+3	W	*N
1/14/07	65-63	ot +2	W	#H
2/28/08	67-57	+10	W	#A
2/22/09	90-70	+20	W	#H
1/21/10	70-68	+2	W	#A
2/20/11	50-73	-23	L	#H
3/24/11	53-48	+5	W	%H
1/21/12	69-58	+11	W	H
3/1/12	72-41	+31	W	A

Home 5-1, Away 4-1, Neutral 1-0

CLEMSON: 38-29

32-24 in ACC Games
4-5 in ACC Tournament Games

Date	UVa-Opp	Mar.	W/L	Site
1/21/78	58-86	-28	L	#A
2/9/78	59-73	-14	L	*H
1/20/79	59-62	-3	L	#H
1/19/80	71-88	-17	L	#A
2/8/80	76-78	-2	L	*N
1/12/81	77-67	+10	W	#H
2/13/82	65-76	-11	L	#A
1/22/83	71-76	-5	L	#H
2/23/83	84-86	ot -2	L	#A
1/5/84	83-75	+8	W	#H
1/21/84	77-76	+1	W	#A
1/19/85	67-75	-8	L	#A
2/20/85	63-66	-3	L	#H
1/11/86	96-89	ot +7	W	#A
2/22/86	90-79	+11	W	#H
1/31/87	83-77	+6	W	#A
2/14/87	82-66	+16	W	#H
2/6/88	67-64	+3	W	#H
2/20/88	77-85	-8	L	#A
3/6/88	66-57	+9	W	*N
1/11/89	64-63	+1	W	#A
2/18/89	84-93	-9	L	#H
1/31/90	67-64	+3	W	#H
2/17/90	71-63	+8	W	#A
3/4/90	84-66	+18	W	*N
1/9/91	81-75	+6	W	#A
2/16/91	89-62	+27	W	#H
3/3/91	62-65	-3	L	*N
1/18/92	85-52	+33	W	#H
2/22/92	85-81	+4	W	#A
1/13/93	60-61	-1	L	#A
2/20/93	87-70	+17	W	#H
3/7/93	79-71	ot +8	W	*N
1/3/94	69-65	+4	W	#H
2/19/94	61-70	-9	L	#A
1/1/95	76-67	+9	W	#A
1/28/95	78-55	+23	W	#H
1/2/96	59-63	-4	L	#H
1/28/96	45-57	-12	L	#A
3/2/96	67-75	-8	L	*N
1/4/97	44-58	-14	L	#H
1/29/97	75-65	+10	W	#A
3/1/97	75-77	ot -2	L	#A
1/5/98	67-74	-7	L	#A
2/5/98	72-55	+17	W	#H
1/2/99	67-66	ot +1	W	#A
1/31/99	75-55	+20	W	#H
1/20/00	77-74	2ot +3	W	#H
2/17/00	72-63	+11	W	#A
1/15/01	71-87	-16	L	#H
1/15/01	71-78	-7	L	#A
1/7/02	68-79	-11	L	#H
2/7/02	65-73	-8	L	#A
1/2/03	62-63	-1	L	#A
2/3/03	69-54	+15	W	#H

1/2/04	55-58	-3	L	#H
1/25/04	56-60	-4	L	#A
1/16/05	68-49	+19	W	#H
2/26/06	83-64	+19	W	#H
2/25/07	86-85	+1	W	#A
3/1/07	89-82	+7	W	*N
2/21/08	83-71	+12	W	#H
1/26/09	75-67	+8	W	#A
2/4/10	82-60	+22	W	#H
1/30/11	74-84	-10	L	#A
1/8/12	54-47	+7	W	A
2/12/12	68-36	+32	W	H

Home 20-10, Away 14-15, Neutral 4-4

COPPIN STATE: 1-0

Date	UVa-Opp	Mar.	W/L	Site
12/20/95	87-42	+43	W	H

Home 1-0, Away 0-0, Neutral 0-0

DUKE: 32-31

31-27 in ACC Games
1-4 in ACC Tournament Games

Date	UVa-Opp	Mar.	W/L	Site
12/5/77	73-55	+18	W	#A
1/24/79	68-61	+7	W	#A
11/25/79	74-58	+16	W	#H
1/23/80	63-65	-2	L	#A
12/10/80	73-57	+16	W	#H
1/27/82	63-80	-17	L	#A
12/30/82	63-73	-10	L	#A
2/5/83	66-63	+3	W	#H
11/29/83	72-58	+14	W	#A
2/4/84	82-66	+16	W	#H
1/5/85	75-58	+17	W	#A
2/2/85	74-66	+8	W	#H
1/18/86	90-76	+14	W	#H
2/1/86	81-67	+14	W	#A
1/24/87	71-43	+28	W	#H
2/21/87	76-77	-1	L	#A
1/12/88	72-49	+23	W	#A
2/27/88	79-67	+12	W	#H
1/7/89	78-66	+12	W	#H
2/11/89	99-81	+18	W	#A
1/16/90	74-84	-10	L	#A
2/10/90	86-62	+20	W	#H
1/5/91	95-56	+39	W	#A
2/9/91	86-61	+25	W	#H
2/1/92	81-54	+27	W	#A
2/15/92	93-48	+45	W	#H
3/7/92	81-55	+26	W	*N
1/9/93	76-57	+19	W	#H
2/13/93	97-61	+36	W	#A
1/25/94	87-66	+21	W	#A
2/12/94	73-60	+13	W	#H
1/10/95	78-62	+16	W	#H
2/12/95	67-61	+6	W	#A
3/4/95	82-83	ot -1	L	*N
1/8/96	61-60	-1	L	#A
2/10/96	69-72	-3	L	#H
1/6/97	62-55	+7	W	#H
2/19/97	86-56	+30	W	#A
1/23/98	66-93	-27	L	#A
2/22/98	78-85	ot -7	L	#H
1/4/99	68-84	-16	L	#A
2/4/99	56-66	-10	L	#H
12/5/99	62-83	-21	L	#A
1/30/00	61-49	+12	W	#H
1/22/01	68-71	-3	L	#H
2/22/01	53-76	-23	L	#A
12/6/01	73-107	-34	L	#H
1/20/02	69-86	-17	L	#A
3/3/02	67-71	-4	L	*N
1/9/03	59-60	-1	L	#H
2/10/03	48-75	-27	L	#A
1/18/04	52-63	-11	L	#H
2/19/04	54-87	-33	L	#A
1/14/05	65-87	-31	L	#H
2/10/06	65-88	-23	L	#A
2/2/07	61-76	-15	L	#H
3/2/07	58-79	-21	L	*N
2/24/08	70-78	-8	L	#A
2/5/09	67-81	-14	L	#H
3/6/09	53-76	-23	L	*N
2/26/10	65-83	-18	L	#A

2/24/11	48-71	-23	L	#H
2/12/12	77-66	-11	L	A

Home 17-10, Away 14-16, Neutral 1-4

FLORIDA STATE: 32-13

30-12 in ACC Games
2-1 in ACC Tournament Games

Date	UVa-Opp	Mar.	W/L	Site
12/8/90	92-77	+15	W	H
1/3/92	87-60	+27	W	#A
1/27/92	81-43	+38	W	#H
1/6/93	78-66	+12	W	#A
1/30/93	76-68	+8	W	#H
12/21/93	86-56	+30	W	#H
2/4/94	59-50	+9	W	#A
1/17/95	76-60	+16	W	#A
2/18/95	79-45	+34	W	#H
1/16/96	91-58	+33	W	#H
2/16/96	81-40	+41	W	#A
3/1/96	73-54	+19	W	*N
1/19/97	67-57	+10	W	#A
2/16/97	73-44	+29	W	#H
1/2/98	75-62	+13	W	#H
2/1/98	83-76	ot +7	W	#A
1/22/99	80-71	+9	W	#A
2/21/99	73-55	+18	W	#H
1/9/00	76-73	+3	W	#A
2/10/00	74-59	+15	W	#H
1/24/01	58-60	-2	L	#A
2/25/01	77-65	+12	W	#H
3/3/01	77-83	-6	L	*N
1/23/02	66-62	+4	W	#H
2/24/02	57-54	+3	W	#A
1/23/03	46-55	-9	L	#A
2/23/03	63-54	+9	W	#H
1/23/04	82-80	ot +2	W	#A
2/22/04	71-73	-2	L	#H
1/31/05	77-62	+15	W	#A
3/5/05	71-67	ot +4	W	*N
1/8/06	46-60	-14	L	#A
1/29/06	58-67	-9	L	#H
1/28/07	47-63	-16	L	#A
2/18/07	77-79	-2	L	#H
1/26/08	69-66	ot +3	W	#A
2/10/08	77-58	+19	W	#H
1/23/09	75-80	-5	L	#H
2/24/09	68-63	+5	W	#A
1/7/10	50-68	-18	L	#A
2/22/10	58-59	-1	L	#H
1/9/11	51-61	-10	L	#A
2/7/11	74-78	-4	L	#H
1/29/12	62-52	+10	W	H
2/26/12	66-57	+9	W	H

Home 15-6, Away 15-6, Neutral 2-1

GEORGIA TECH: 52-12

43-12 in ACC Games
8-0 in ACC Tournament Games

Date	UVa-Opp	Mar.	W/L	Site
11/24/79	85-44	+31	W	H
1/17/81	66-42	+24	W	#H
2/13/81	61-49	+12	W	*A
1/16/82	75-45	+30	W	#H
2/15/82	56-51	+5	W	#A
11/21/82	80-59	+21	W	#H
2/14/83	54-55	-1	L	#A
1/23/84	75-65	+10	W	#A
2/18/84	89-50	+49	W	#H
3/2/84	75-58	+27	W	*N
1/21/85	71-47	+24	W	#A
2/16/85	97-67	+30	W	#H
11/24/85	86-52	+34	W	#H
2/15/86	82-64	+18	W	#A
3/1/86	90-64	+26	W	*N
1/17/87	76-66	+10	W	#A
2/11/87	78-56	+22	W	#H
1/20/88	90-69	+21	W	#H
2/25/88	91-68	+22		



VIRGINIA vs 2012-13 OPPONENTS

MARYLAND: 43-35

38-29 in ACC Games

5-6 in ACC Tournament Games

Date	UVa-Opp	Mar.	W/L	Site
2/11/77	67-79	-12	L	H
2/17/78	38-69	-31	L	#A
1/21/79	57-78	-21	L	#H
1/12/80	63-77	-14	L	#A
1/28/81	71-57	+14	W	#H
2/14/81	47-50	-3	L	*N
1/20/82	62-67	-5	L	#A
2/26/82	63-72	-9	L	*N
1/5/83	75-90	-15	L	#A
2/2/83	62-73	-11	L	#H
3/4/83	63-70	-7	L	*N
1/31/84	77-61	+16	W	#H
2/15/84	51-82	-31	L	#A
1/30/85	63-50	+13	W	#A
2/13/85	65-61	+4	W	#H
3/1/85	64-53	+11	W	*N
1/28/86	73-47	+26	W	#H
2/8/86	80-75	+5	W	#A
3/2/86	68-92	-24	L	*N
1/28/87	63-61	+2	W	#A
2/19/87	71-61	+10	W	#H
3/1/87	76-59	+17	W	*N
1/12/88	84-66	+18	W	#H
2/3/88	79-83	-4	L	#A
3/7/88	70-76	-6	L	*N
1/24/89	73-86	-13	L	#A
2/15/89	99-104	ot -5	L	#H
3/5/89	66-89	-23	L	*N
1/10/90	82-79	+3	W	#H
2/21/90	60-63	-3	L	#A
1/16/91	76-59	+17	W	#H
2/20/91	111-74	+37	W	#A
1/15/92	65-67	-2	L	#H
2/11/92	75-74	+1	W	#A
1/20/93	66-70	-4	L	#A
2/23/93	87-73	+14	W	#H
3/8/93	106-103	3ot +3	W	*N
1/18/94	68-56	+13	W	#H
2/23/94	86-83	2ot +3	W	#A
3/5/94	63-45	+18	W	*N
1/25/95	82-48	+34	W	#A
2/26/95	56-41	+15	W	#H
3/3/95	68-46	+22	W	*N
1/24/96	75-46	+29	W	#H
2/24/96	77-53	+24	W	#A
1/9/97	60-42	+18	W	#H
2/3/97	73-49	+24	W	#A
1/8/98	86-60	+26	W	#H
2/9/98	47-45	+2	W	#A
1/8/99	69-63	+6	W	#H
2/8/99	69-55	+14	W	#A
1/15/00	76-68	+8	W	#H
2/24/00	71-76	-5	L	#A
1/5/01	82-41	+41	W	#H
2/5/01	69-56	+13	W	#A
1/17/02	52-44	+8	W	#A
2/17/02	76-59	+17	W	#H
1/19/03	69-58	+11	W	#H
2/20/03	71-67	+4	W	#A
1/4/04	55-69	-14	L	#A
2/5/04	64-51	+13	W	#H
1/20/05	60-63	-3	L	#A
2/20/05	63-61	+2	W	#H
1/20/06	74-84	-10	L	#H
2/5/06	71-85	-14	L	#A
1/19/07	68-95	-27	L	#A
2/11/07	74-83	-9	L	#H
1/18/08	62-74	-12	L	#H
2/8/08	80-86	-6	L	#A
1/30/09	89-81	+8	W	#H
2/12/09	78-94	-16	L	#A
1/11/10	60-61	-1	L	#H
2/8/10	82-68	+14	W	#A
1/21/11	75-77	ot -2	L	#H
2/13/11	60-57	+3	W	#A
1/16/12	61-68	-7	L	H
2/16/12	56-73	-17	L	H
3/2/12	58-70	-12	L	A

Home 22-12, Away 16-17 Neutral 5-6
Cole Field House 13-10, Comcast 2-6

MIAMI (Fla.): 7-3

5-2 in ACC Games

0-0 in ACC Tournament Games

Date	UVa-Opp	Mar.	W/L	Site
12/28/87	78-69	+9	W	A
2/10/05	60-66	-6	L	#H
1/22/06	77-65	+12	W	#A
3/22/06	83-72	+11	W	#H
2/4/07	73-60	+13	W	#H
1/21/08	79-68	+11	W	#A
2/19/09	84-75	ot +9	W	#H
2/11/10	69-63	ot +6	W	#A
1/6/11	73-82	-9	L	#H
1/19/12	53-56	-3	L	H

Home 3-3, Away 4-0, Neutral 0-0

MINNESOTA: 1-3

Date	UVa-Opp	Mar.	W/L	Site
12/29/03	53-73	-20	L	H
3/21/05	58-73	-15	L	A
11/26/05	64-69	-5	L	N
11/24/07	73-62	+11	W	N

Home 0-1, Away 0-1, Neutral 1-1

NORFOLK STATE: 5-5

Date	UVa-Opp	Mar.	W/L	Site
1973	37-33	+4	W	A
1/26/74	43-36	+9	W	H
1/29/75	40-52	-12	L	H
1/16/76	43-58	-15	L	A
1/28/77	50-52	-2	L	H
1/19/78	66-64	+2	W	A
3/4/78	54-62	-8	L	A
12/4/78	54-43	+11	W	H
12/4/79	53-57	-4	L	A
2/9/81	58-57	+1	W	H

Home 3-2, Away 2-3, Neutral 0-0

NORTH CAROLINA: 32-45

30-32 in ACC Games

2-13 in ACC Tournament Games

Date	UVa-Opp	Mar.	W/L	Site
2/6/76	40-49	-9	L	H
12/4/76	54-60	-6	L	A
2/10/77	71-59	+12	W	H
12/20/77	58-81	-23	L	A
1/17/78	66-77	-11	L	#H
1/10/79	56-85	-29	L	#A
2/8/79	51-86	-35	L	*N
1/5/80	65-66	ot -1	L	#H
3/21/80	61-68	-7	L	%N
11/29/80	51-55	-4	L	#A
1/9/82	65-74	-9	L	#A
2/3/82	60-62	-2	L	#H
1/15/83	78-74	ot +4	W	#H
2/12/83	78-88	-10	L	#A
1/14/84	72-85	-13	L	#A
2/9/84	88-72	+16	W	#H
3/3/84	68-96	-28	L	*N
1/13/85	64-62	ot +2	W	#H
2/5/85	75-77	-2	L	#A
3/2/85	55-76	-21	L	*N
1/25/86	84-79	+5	W	#A
2/5/86	58-60	-2	L	#H
1/10/87	81-66	+15	W	#H
1/21/87	73-63	+10	W	#A
1/30/88	81-73	+8	W	#A
2/17/88	64-57	+7	W	#H
1/18/89	92-64	+28	W	#H
2/1/89	87-79	+8	W	#A
1/22/90	81-63	+18	W	#A
2/15/90	95-46	+49	W	#H
1/29/91	92-67	+25	W	#A
2/6/91	97-60	+37	W	#H
3/2/91	90-69	+21	W	*N
1/8/92	83-68	+15	W	#A
2/26/92	65-52	+13	W	#H
3/8/92	74-55	+19	W	*N
1/3/93	65-72	-7	L	#A
2/9/93	73-67	+6	W	#H
1/12/94	77-75	+2	W	#A
2/9/94	83-74	+9	W	#H
3/6/94	60-77	-17	L	*N
1/31/95	80-64	+16	W	#H

2/5/95	88-78	+10	W	#A
1/31/96	87-71	+16	W	#H
2/12/96	83-70	+13	W	#A
1/27/97	71-75	-4	L	#H
2/23/97	65-70	-5	L	#A
1/15/98	105-100	3ot +5	W	#A
2/15/98	84-85	2ot -1	L	#H
2/27/98	56-76	-20	L	*N
1/18/99	68-79	-11	L	#H
2/14/99	80-82	ot -2	L	#A
2/28/99	70-83	-13	L	*N
1/6/00	87-68	+9	W	#H
2/7/00	63-66	ot -3	L	#A
3/5/00	63-67	-4	L	*N
1/11/01	78-76	+2	W	#A
2/11/01	76-73	+3	W	#H
1/27/02	64-79	-15	L	#A
2/21/02	68-78	-10	L	#H
1/30/03	54-74	-20	L	#A
3/2/03	69-59	+10	W	#H
3/9/03	78-88	-10	L	*N
1/29/04	70-75	-5	L	#H
2/29/04	64-70	-6	L	#A
3/6/04	45-64	-19	L	*N
2/7/05	56-76	-20	L	#H
2/24/05	60-89	-29	L	#A
3/6/05	72-78	-6	L	*N
2/12/06	60-72	-12	L	#H
3/3/06	56-82	-26	L	*N
1/8/07	62-96	-34	L	*A
2/15/08	82-90	-8	L	#H
3/8/08	65-80	-15	L	*N
1/16/09	74-103	-29	L	#A
2/15/10	82-78	2ot +4	W	#H
1/28/11	52-64	-12	L	#A

Home 18-13, Away 12-19, Neutral 2-13

NC STATE: 36-31

33-28 in ACC Games

3-2 in ACC Tournament Games

0-1 in NCAA Tournament Games

Date	UVa-Opp	Mar.	W/L	Site
12/7/74	44-57	-13	L	H
1/31/76	38-60	-22	L	H
1/18/77	55-83	-28	L	A
1/14/78	62-77	-15	L	#H
1/31/79	63-88	-25	L	#A
2/1/80	79-81	ot -2	L	#H
1/31/81	64-98	-34	L	#A
2/25/81	71-76	-5	L	#H
1/23/82	64-69	-5	L	#H
2/20/82	55-66	-11	L	#A
1/12/83	55-67	-12	L	#A
2/26/83	69-84	-15	L	#H
1/12/84	75-64	+11	W	#H
2/25/84	66-70	-4	L	#A
3/17/84	73-86	-13	L	SA
1/10/85	46-71	-25	L	#A
2/23/85	70-78	-8	L	#H
1/7/86	65-64	+1	W	#H
2/19/86	70-62	+8	W	#A
1/5/87	75-57	+18	W	#H
2/7/87	69-70	-1	L	#A
3/2/87	56-57	-1	L	*N
1/16/88	87-59	+28	W	#H
2/13/88	88-68	+20	W	#A
3/5/88	82-64	+18	W	*N
1/14/89	86-103	-17	L	#H
2/25/89	56-78	-22	L	#A
1/14/90	70-66	+4	W	#A
2/24/90	64-77	-16	L	#H
3/5/90	67-64	ot +3	W	*N
1/12/91	123-120	3ot +3	W	#A
2/23/91	95-78	+17	W	#H
1/11/92	101-70	+31	W	#H
2/29/92	76-74	+2	W	#A
1/17/93	79-73	+6	W	#H
2/27/93	76-75	+1	W	#A
1/15/94	70-44	+26	W	#A
2/27/94	81-58	+23	W	#H
1/7/95	81-73	+8	W	#A
2/9/95	80-68	+12	W	#H
1/12/96	77-69	+18	W	#H
2/7/96	72-60	+12	W	#A
1/11/97	64-62	+2	W	#A

2/9/97	91-66	+25	W	#H
1/11/98	59-67	-8	L	#H
2/12/98	63-70	-7	L	#A
1/11/99	60-46	+14	W	#A
2/10/99	67-53	+14	W	#H
1/17/00	80-73	+7	W	#A
2/20/00	60-51	+9	W	#H
1/20/01	77-64	+13	W	#H
2/1/01	56-71	-15	L	#A
1/2/02	68-52	+16	W	#A
2/3/02	61-57	+4	W	#H
1/12/03	49-50	-1	L	#A
2/13/03				



VIRGINIA vs 2012-13 OPPONENTS

VIRGINIA TECH: 37-10

12-2 in ACC Games

1-0 in ACC Tournament Games

Date	UVa-Opp	Mar.	W/L	Site
2/4/74	33-39	-6	L	H
1/14/76	44-48	-4	L	H
12/9/76	54-52	+2	W	H
2/23/77	67-58	+9	W	A
1/9/78	54-39	+15	W	H
3/3/78	58-38	+20	W	+N
1/17/79	64-58	+6	W	A
1/14/80	48-39	+9	W	N
1/3/81	58-43	+15	W	N
3/7/81	49-41	+8	W	+N
2/6/82	56-63	-7	L	N
1/8/83	70-66	+4	W	H
1/4/84	88-70	+18	W	N
1/16/85	74-62	+12	W	H
12/10/85	87-58	+29	W	N
12/9/86	73-43	+30	W	H
12/8/87	74-57	+17	W	A
11/29/88	75-73	+2	W	H
1/3/90	79-77	+2	W	A
11/28/90	93-44	+49	W	H
12/8/92	93-59	+34	W	A
12/8/93	78-66	+12	W	H
1/13/95	62-69	-7	L	A
12/6/95	80-38	+42	W	H
2/6/97	90-41	+49	W	A
11/25/97	64-49	+15	W	H
11/30/98	65-81	-16	L	A
12/20/99	67-62	+5	W	H
11/30/00	56-57	-1	L	A
11/29/01	60-58	+2	W	H
12/3/02	56-72	-16	L	A
12/23/03	62-63	-1	L	H
1/28/05	70-67	+3	W	#H
2/13/05	61-58	+3	W	#A
1/16/06	78-59	+19	W	#A
2/2/06	54-65	-11	L	#H
1/22/07	58-60	-2	L	#A
2/15/07	79-76	+3	W	#H
1/13/08	70-57	+13	W	#H
2/17/08	62-53	+9	W	#A
1/21/09	75-69	+6	W	#A
2/8/09	69-61	+8	W	#H
3/5/09	66-57	+9	W	*N
1/18/10	70-56	+14	W	#A
2/28/10	55-46	+9	W	#H
1/23/11	72-37	+35	W	#H
2/27/11	73-71	+2	W	#A

Home 19-4, Away 12-5, Neutral 7-1

WAKE FOREST: 61-4

53-3 in ACC Games

6-1 in ACC Tournament Games

Date	UVa-Opp	Mar.	W/L	Site
2/5/76	71-62	+9	W	H
12/3/76	67-51	+16	W	A
1/13/78	59-60	-1	L	#H
1/8/79	87-54	+33	W	#A
1/2/80	78-35	+43	W	#H
11/30/80	92-51	+41	W	#A
2/10/82	82-48	+34	W	#H
1/28/83	79-69	+10	W	#A
12/7/83	78-69	+9	W	#A
2/11/84	82-66	+16	W	#H
11/30/84	77-66	+11	W	#A
1/26/85	73-53	+20	W	#H
1/21/86	75-42	+33	W	#A
2/12/86	66-59	+7	W	#H
1/7/87	105-58	+47	W	#H
2/2/87	70-61	+9	W	#A
2/28/87	70-56	+14	W	*N
1/6/88	70-61	+9	W	#H
2/10/88	81-67	+14	W	#A
1/28/89	80-74	+6	W	#H
2/8/89	94-76	+18	W	#A
3/4/89	68-67 ot	+1	W	*N
1/27/90	58-55	+3	W	#H
2/7/90	62-61	+1	W	#A
1/24/91	87-80	+7	W	#A
2/14/91	98-66	+32	W	#H
1/22/92	78-44	+34	W	#A
2/5/92	78-55	+23	W	#H
1/27/93	82-78	+4	W	#A
2/17/93	87-67	+20	W	#H
3/6/93	74-46	+28	W	*N
1/29/94	80-55	+25	W	#H
2/15/94	62-54	+8	W	#A
3/4/94	73-54	+19	W	*N
1/5/95	96-39	+57	W	#H
2/3/95	88-58	+30	W	#A
1/4/96	80-70	+10	W	#A
2/19/96	77-55	+22	W	#H
12/7/96	73-57	+16	W	#H
1/22/97	74-43	+31	W	#A
1/18/98	65-55	+10	W	#H
2/18/98	60-51	+9	W	#A
12/4/98	65-45	+20	W	#H
1/28/99	81-50	+31	W	#A
2/27/99	71-67	+4	W	*N
1/27/00	58-47	+11	W	#A
2/27/00	77-71	+6	W	#H
3/3/00	72-47	+25	W	*N
12/9/00	77-61	+16	W	#A
1/28/01	76-73 2ot	+3	W	#H
1/13/02	65-51	+14	W	#H
2/14/02	61-55 ot	+6	W	#A
1/5/03	66-77	-11	L	#A
2/6/03	64-44	+20	W	#H
2/1/04	62-61	+1	W	#A
2/26/04	75-61	+14	W	#H
1/6/05	85-83 ot	+2	W	#A
2/27/05	57-54	+3	W	#H
2/18/06	81-70	+11	W	#A
1/11/07	77-70	+7	W	#H
1/6/08	69-50	+19	W	#A
1/11/09	77-59	+18	W	#H
1/31/10	57-64	-7	L	#A
2/3/11	73-46	+27	W	#H
3/3/11	68-74	-6	L	*N

Home 28-1, Away 27-2, Neutral 6-1

WEST VIRGINIA: 5-1

Date	UVa-Opp	Mar.	W/L	Site
3/19/89	81-68	+13	W	H
11/23/91	92-63	+29	W	H
3/26/92	103-83	+20	W	H
11/23/97	59-58	+1	W	H
11/15/98	85-72	+13	W	A
11/26/10	43-57	-14	L	N

Home 4-0, Away 1-0, Neutral 0-1

XAVIER: 0-0 First Meeting





ACC TOURNAMENT HISTORY



1992 ACC CHAMPIONS

Since 1990, the Cavaliers have been the No. 1 seed in the ACC tournament seven times and the No. 2 seed three times. In 2003 and 2010, Virginia captured the No. 3 seed. In 2002 and 2008, UVA was the No. 4 seed after tying for third in the regular-season standings. In 1998, 2001, and 2005, the Cavaliers were the No. 5 seed.

Virginia has won 11 regular-season titles and three tournament championships. The Cavaliers claimed their first ACC tournament championship in 1990 after finishing in second place in the regular season. That year, the Cavaliers defeated NC State, 67-64, in overtime to bring the title to Charlottesville. Virginia won back-to-back regular season and tournament championships in 1992 and 1993. The Cavaliers defeated Georgia Tech, 70-69, in the finals in 1992 and outlasted Maryland, 106-103, in triple overtime in 1993. From 1991-1996, Virginia entered the tournament as the No. 1 seed.

RECORD BY ROUND

First Round	4-2
Quarterfinal	20-11
Semifinal	6-15
Final	3-3
Total: 63 games	33-31 (.516)

APPEARANCES

ACC Championship Game 3-3
1987, 1988, 1990, 1992, 1993, 1994

ACC Semifinal Game 6-15
1981, 1984, 1985, 1986, 1987, 1988, 1989, 1990, 1991, 1992, 1993, 1994, 1995, 1996, 1997, 1999, 2000, 2002, 2003, 2005, 2008

ACC Quarterfinal Game 20-11
1978, 1979, 1980, 1981, 1982, 1983, 1984, 1985, 1986, 1987, 1988, 1989, 1990, 1991, 1992, 1993, 1994, 1995, 1996, 1997, 1998, 1999, 2002, 2003, 2004, 2005, 2006, 2007, 2008, 2009, 2010

First Round 4-2
2000, 2001, 2006, 2007, 2009, 2011

11 ACC REGULAR-SEASON TITLES

1984, 1986, 1987, 1988, 1991, 1992, 1993, 1994, 1995, 1996, 2000

3 ACC TOURNAMENT CHAMPIONSHIPS

1990, 1992, 1993



UVA IN THE ACC TOURNAMENT

Year	Seed	Round	Seed/Opponent	Result
1978	University Hall, Charlottesville, Va.			
	6	Quarterfinal	3 Clemson	L, 59-73
1979	Reynolds Coliseum, Raleigh, N.C.			
	5	Quarterfinal	4 North Carolina	L, 51-86
1980	Cole Field House, College Park, Md.			
	6	Quarterfinal	3 Clemson	L, 76-78
1981	Littlejohn Coliseum, Clemson, S.C.			
	2	Quarterfinal	7 Georgia Tech	W, 61-49
		Semifinal	3 Maryland	L, 47-50
1982	Reynolds Coliseum, Raleigh, N.C.			
	6	Quarterfinal	3 Maryland	L, 63-72
1983	Cumberland Memorial Auditorium, Fayetteville, N.C.			
	6	Quarterfinal	3 Maryland	L, 63-70
1984	Cumberland Memorial Auditorium, Fayetteville, N.C.			
	1	Quarterfinal	8 Georgia Tech	W, 75-58
		Semifinal	5 North Carolina	L, 68-96
1985	Cumberland Memorial Auditorium, Fayetteville, N.C.			
	3	Quarterfinal	6 Maryland	W, 64-53
		Semifinal	2 North Carolina	L, 55-76
1986	Cumberland Memorial Auditorium, Fayetteville, N.C.			
	1	Quarterfinal	8 Georgia Tech	W, 90-64
		Semifinal	5 Maryland	L, 68-92
1987	Cumberland Memorial Auditorium, Fayetteville, N.C.			
	1	Quarterfinal	8 Wake Forest	W, 70-56
		Semifinal	5 Maryland	W, 76-59
		Final	2 NC State	L, 56-57
1988	Cumberland Memorial Auditorium, Fayetteville, N.C.			
	1	Quarterfinal	8 NC State	W, 82-64
		Semifinal	5 Clemson	W, 66-57
		Final	2 Maryland	L, 70-76
1989	Cumberland Memorial Auditorium, Fayetteville, N.C.			
	4	Quarterfinal	5 Wake Forest	W, 68-67 (ot)
		Semifinal	1 Maryland	L, 66-89
1990	Cumberland Memorial Auditorium, Fayetteville, N.C.			
	2	Quarterfinal	7 Georgia Tech	W, 73-65 (s)
		Semifinal	3 Clemson	W, 84-66
		Final	1 NC State	W, 67-64 (ot)
1991	Cumberland Memorial Auditorium, Fayetteville, N.C.			
	1	Quarterfinal	8 North Carolina	W, 90-69
		Semifinal	4 Clemson	L, 62-65
1992	Winthrop Coliseum, Rock Hill, S.C.			
	1	Quarterfinal	8 Duke	W, 81-55
		Semifinal	4 North Carolina	W, 74-55
	Final	7 Georgia Tech	W, 70-69	
1993	Winthrop Coliseum, Rock Hill, S.C.			
	1	Quarterfinal	8 Wake Forest	W, 74-46
		Semifinal	5 Clemson	W, 79-71 (ot)
		Final	2 Maryland	W, 106-103 (3ot)
1994	Winthrop Coliseum, Rock Hill, S.C.			
	1	Quarterfinal	8 Wake Forest	W, 73-54
		Semifinal	5 Maryland	W, 63-45
		Final	2 North Carolina	L, 60-77

Year	Seed	Round	Seed/Opponent	Result
1995	Winthrop Coliseum, Rock Hill, S.C.			
	1	Quarterfinal	9 Maryland	W, 68-46
		Semifinal	4 Duke	L, 82-83 (ot)
1996	Winthrop Coliseum, Rock Hill, S.C.			
	1	Quarterfinal	9 Florida State	W, 83-50
		Semifinal	4 Clemson	L, 67-75
1997	Independence Arena, Charlotte, N.C.			
	2	Quarterfinal	7 Georgia Tech	W, 77-63
		Semifinal	6 Clemson	L, 75-77 (ot)
1998	Independence Arena, Charlotte, N.C.			
	5	Quarterfinal	4 North Carolina	L, 56-76
1999	Independence Arena, Charlotte, N.C.			
	2	Quarterfinal	8 Wake Forest	W, 71-67
		Semifinal	3 North Carolina	L, 70-83
2000	Greensboro Coliseum, Greensboro, N.C.			
	1	First Round	9 Wake Forest	W, 72-47
		Semifinal	5 North Carolina	L, 63-67
2001	Greensboro Coliseum, Greensboro, N.C.			
	5	Quarterfinal	4 Florida State	L, 77-83
2002	Greensboro Coliseum, Greensboro, N.C.			
	4	Quarterfinal	5 Georgia Tech	W, 60-58
		Semifinal	1 Duke	L, 67-71
2003	Greensboro Coliseum, Greensboro, N.C.			
	3	Quarterfinal	6 NC State	W, 66-56
		Semifinal	2 North Carolina	L, 78-88
2004	Greensboro Coliseum, Greensboro, N.C.			
	7	Quarterfinal	2 North Carolina	L, 45-64
2005	Greensboro Coliseum, Greensboro, N.C.			
	5	Quarterfinal	4 Florida State	W, 71-67
		Semifinal	1 North Carolina	L, 72-78
2006	Greensboro Coliseum, Greensboro, N.C.			
	9	First Round	8 Boston College	W, 83-72
		Quarterfinal	1 North Carolina	L, 56-82
2007	Greensboro Coliseum, Greensboro, N.C.			
	7	First Round	9 Clemson	W, 89-82
		Quarterfinal	1 Duke	L, 58-79
2008	Greensboro Coliseum, Greensboro, N.C.			
	4	Quarterfinal	5 Georgia Tech	W, 52-43
		Semifinal	1 North Carolina	L, 65-80
2009	Greensboro Coliseum, Greensboro, N.C.			
	6	First Round	11 Virginia Tech	W, 66-57
		Quarterfinal	3 Duke	L, 53-76
2010	Greensboro Coliseum, Greensboro, N.C.			
	3	Quarterfinal	6 NC State	L, 59-66
2011	Greensboro Coliseum, Greensboro, N.C.			
	8	Quarterfinal	9 Wake Forest	L, 68-74



ALL-TIME ACC HONORS

MARY GARBER AWARD

ACC Female Athlete of the Year

- 1991 Dawn Staley
- 1992 Dawn Staley

ALL-CONFERENCE

- 1978 Valerie Ackerman
- 1979 Valerie Ackerman (2nd)
- 1980 Melissa Mahony (2nd)
Chrissy Reese (2nd)
Jackie LeBerge (2nd)
- 1984 Cathy Grimes
Lyn Anastasio
Nancy Mayer
- 1985 Nancy Mayer
Cathy Grimes (2nd)
Kim Silloway (2nd)
- 1986 Daphne Hawkins
Donna Holt
Nancy Mayer (2nd)
- 1987 Donna Holt
Nancy Mayer
Daphne Hawkins (2nd)
- 1988 Donna Holt
Daphne Hawkins
- 1989 Tonya Cardoza
Dawn Staley (2nd)
Tammi Reiss (2nd)
- 1990 Dawn Staley
Tammi Reiss (2nd)
- 1991 Tonya Cardoza
Dawn Staley
Tammi Reiss (2nd)
- 1992 Heather Burge
Dawn Staley
Tammi Reiss (2nd)
- 1993 Heather Burge
Dena Evans (2nd)
- 1994 Wendy Palmer
Tora Suber (2nd)
- 1995 Wendy Palmer
Jenny Boucek (2nd)
- 1996 Wendy Palmer
Tora Suber
- 1997 Tora Suber
DeMya Walker (2nd)
- 1998 DeMya Walker
Mimi Kennedy (2nd)
- 1999 DeMya Walker
Monick Foote (3rd)
Erin Stovall (3rd)
- 2000 Svetlana Volnaya
Schuye LaRue (2nd)
Renee Robinson (2nd)
- 2001 Schuye LaRue
- 2002 Telisha Quarles (2nd)
Brandi Teamer (2nd)
- 2003 Cherrise Graham (2nd)
Brandi Teamer (2nd)
- 2004 LaTonya Blue (3rd)
Brandi Teamer (HM)
- 2005 LaTonya Blue (2nd)
- 2006 Sharneé Zoll (3rd)
- 2007 Lyndra Littles (2nd)
- 2008 Monica Wright (2nd)
Sharneé Zoll (3rd)
Lyndra Littles (3rd)
Aisha Mohammed (HM)
- 2009 Monica Wright
Lyndra Littles
Aisha Mohammed (HM)

- 2010 Monica Wright
- 2012 Ariana Moorer (2nd)
Ataira Franklin (HM)

ALL-FRESHMAN

- 1993 Wendy Palmer
- 1994 Tora Suber
- 1995 Monick Foote
- 1996 DeMya Walker
- 1997 Renee Robinson
- 1998 Erin Stovall
- 2000 Schuye LaRue
- 2002 Brandi Teamer
- 2005 Sharneé Zoll
- 2006 Lyndra Littles
- 2007 Monica Wright
- 2011 Ataira Franklin

DEFENSIVE PLAYER OF THE YEAR

- 2010 Monica Wright

ALL-DEFENSIVE TEAM

- (began in 2000)
- 2000 Renee Robinson
 - 2004 LaTonya Blue
 - 2005 LaTonya Blue
 - 2008 Monica Wright
 - 2010 Monica Wright
 - 2012 Lexie Gerson

PLAYER OF THE YEAR

- 1988 Donna Holt
- 1991 Dawn Staley
- 1992 Dawn Staley
- 1993 Heather Burge
- 1995 Wendy Palmer
- 1996 Wendy Palmer
- 2010 Monica Wright

ROOKIE OF THE YEAR

- 1989 Dawn Staley
- 1994 Tora Suber
- 2000 Schuye LaRue
- 2002 Brandi Teamer
- 2007 Monica Wright

COACH OF THE YEAR

- 1984 Debbie Ryan
- 1986 Debbie Ryan
- 1987 Debbie Ryan
- 1991 Debbie Ryan
- 1993 Debbie Ryan
- 1995 Debbie Ryan
- 2000 Debbie Ryan

ALL-TOURNAMENT

- 1987 Donna Holt (MVP)
Nancy Mayer
- 1988 Donna Holt
Daphne Hawkins
- 1990 Tammi Reiss
Dawn Staley
- 1991 Dawn Staley
- 1992 Heather Burge
Tammi Reiss
Dawn Staley (MVP)
- 1993 Jenny Boucek (2nd)
Heather Burge
Dena Evans (2nd, MVP)
- 1994 Wendy Palmer
Tora Suber (2nd)
Amy Lofstedt (2nd)
- 1995 Wendy Palmer
Jeffra Gausepohl (2nd)
- 1996 Tora Suber
Wendy Palmer (2nd)
- 1997 Tora Suber (2nd)
Mimi Kennedy (2nd)
- 1999 DeMya Walker (2nd)
- 2000 Schuye LaRue (2nd)
Renee Robinson (2nd)
- 2002 Telisha Quarles (2nd)
- 2003 Cherrise Graham
- 2005 Tiffany Sardin (2nd)
Brandi Teamer (2nd)
- 2008 Monica Wright (1st)
- 2010 Monica Wright (2nd)

PLAYER OF THE WEEK

- Kim Silloway 1984
- Nancy Mayer 1985
- Daphne Hawkins 1986
- Donna Holt 1986
- Pam Leake 1986
- Pam Leake 1986
- Nancy Mayer 1986
- Donna Holt 1988
- Tammi Reiss 1990
- Dawn Staley 1990
- Tammi Reiss 1991
- Dawn Staley 1991
- Dawn Staley 1991
- Tammi Reiss 1992
- Tonya Sampson 1992
- Tonya Sampson 1992
- Heather Burge 1993
- Heather Burge 1993
- Heather Burge 1993
- Dena Evans 1993
- Dena Evans 1993
- Jeffra Gausepohl, 1994
- Wendy Palmer 1994
- Tora Suber 1994
- Jeffra Gausepohl 1995
- Wendy Palmer 1995
- Wendy Palmer 1995
- Wendy Palmer 1995
- Wendy Palmer 1996
- Wendy Palmer 1996
- Tora Suber 1996
- Tora Suber 1997
- DeMya Walker 1997
- DeMya Walker 1997
- Mimi McKinney 1998
- DeMya Walker 1999
- DeMya Walker 1999

- Erin Sotvall 1999
- Svetlana Volnaya 2000
- Svetlana Volnaya 2000
- Telisha Quarles 2000
- Telisha Quarles 2001
- Schuye LaRue 2001
- Svetlana Volnaya 2001
- Telisha Quarles 2-18-02
- Brandi Teamer 2-10-03
- LaTonya Blue 3-3-03
- Brandi Teamer 12-30-03
- LaTonya Blue 1-31-05
- LaTonya Blue 2-21-05
- Lyndra Littles 11-13-06
- Brenna McGuire 12-18-06
- Sharneé Zoll 1-1-07
- Lyndra Littles 2-19-07
- Monica Wright 12-3-07
- Monica Wright 3-3-08
- Monica Wright 11-24-08
- Lyndra Littles 1-5-09
- Lyndra Littles 2-2-09
- Monica Wright 12-14-09
- Monica Wright 1-4-10
- Monica Wright 1-25-10
- Monica Wright 2-15-10

ROOKIE OF THE WEEK

- Wendy Palmer 1993
- Wendy Palmer 1993
- Wendy Palmer 1993
- Konecka Drakeford 1994
- Tora Suber 1994
- Tora Suber 1994
- Tora Suber 1994
- Monick Foote 1995
- DeMya Walker 1996
- Lisa Hosac 1997
- Schuye LaRue 2000
- Schuye LaRue 2000
- Schuye LaRue 2000
- Schuye LaRue 2000
- Schuye LaRue 2000
- Brandi Teamer 11-26-01
- Brandi Teamer 12-24-01
- LaTonya Blue 1-7-02
- Brandi Teamer 1-14-02
- Brandi Teamer 1-21-02
- Brandi Teamer 2-4-02
- Brandi Teamer 2-18-02
- Deidra Chatman 1-20-03
- Siedah Williams 12-22-03
- Monica Wright 11-20-06
- Monica Wright 12-4-06
- Monica Wright 12-11-06
- Monica Wright 1-1-07
- Monica Wright 1-15-07
- Monica Wright 2-5-07
- Monica Wright 2-12-07
- Monica Wright 2-26-07
- Ariana Moorer 12-8-08
- Simone Egwu 11-23-09
- Ataira Franklin 2-14-11



ALL-TIME ACC HONORS

SILVER ANNIVERSARY

- 1987 Donna Holt
- 1992 Dawn Staley
- 1993 Dena Evans

ACC LEGENDS INDUCTEES

- (begun in 2005)
- 2005 Wendy Palmer
 - 2006 Cathy Grimes
 - 2007 Dena Evans
 - 2008 Heather Burge Quella
 - 2009 Val Ackerman
 - 2010 Jenny Boucek
 - 2011 Nancy Mayer Bates
 - 2012 Siedah Williams

ALL-ACC ACADEMIC

- (begun in 1998; 3.0 or higher GPA in career for a starter or key reserve)
- 1999 Monick Foote
 - 2000 Lisa Hosac
 - Katie Tracy
 - 2001 Elena Kravchenko
 - 2002 Anna Crosswhite
 - 2003 Anna Crosswhite
 - 2004 Anna Crosswhite
 - 2005 Kate Kreager
 - 2007 Jayna Hartig
 - 2011 Whitney Edwards
 - Simone Egwu
 - 2012 Jayna Hartig
 - Simone Egwu


ACC LEGENDS



WENDY PALMER
(2005)



CATHY GRIMES
(2006)



DEAN EVANS
(2007)



HEATHER BURGE QUELLA
(2008)



VAL ACKERMAN
(2009)



JENNY BOUCEK
(2010)



NANCY MAYER BATES
(2011)



SIEDAH WILLIAMS
(2012)



NCAA TOURNAMENT CHRONOLOGY

24 APPEARANCES & THREE FINAL FOUR APPEARANCES

33-24 (.579) IN NCAA TOURNAMENT GAMES

Year	Seed/Region	Qualified	Round	Seed/Opponent	Result	Location
1984.....	#5 East	At-Large	1st.....	#4 North Carolina State.....	L, 73-86.....	Raleigh, N.C.
1985.....	#6 Mideast	At-Large	1st.....	#3 Tennessee.....	L, 55-65.....	Knoxville, Tenn.
1986.....	#1 East	At-Large	1st.....	#8 James Madison.....	L, 62-71.....	Charlottesville, Va.
1987.....	#3 Mideast	At-Large	2nd.....	#6 Memphis State.....	W, 76-75.....	Charlottesville, Va.
			Reg. Semifinal.....	#2 Tennessee	L, 58-66.....	Knoxville, Tenn.
1988.....	#2 East	At-Large	2nd.....	#7 St. John's.....	W, 85-64.....	Charlottesville, Va.
			Reg. Semifinal.....	#3 Rutgers.....	W, 89-75.....	Norfolk, Va.
			Reg. Final.....	#1 Tennessee	L, 76-84.....	Norfolk, Va.
1989.....	#4 East	At-Large	2nd.....	#12 West Virginia.....	W, 81-68.....	Charlottesville, Va.
			Reg. Semifinal.....	#1 Tennessee.....	L, 47-80.....	Bowling Green, Ky.
1990.....	#2 East	ACC Champ	2nd.....	#7 Penn State.....	W, 85-64.....	Charlottesville, Va.
			Reg. Semifinal.....	#3 Providence.....	W, 77-71.....	Norfolk, Va.
			Reg. Final.....	#1 Tennessee.....	W, 79-75 OT.....	Norfolk, Va.
			Final Four.....	#1 (West) Stanford	L, 66-75.....	Knoxville, Tenn.
1991.....	#1 Midwest	At-Large	2nd.....	#8 Stephen F. Austin.....	W, 74-72.....	Charlottesville, Va.
			Reg. Semifinal.....	#5 Oklahoma State.....	W, 76-61.....	Austin, Texas
			Reg. Final.....	#10 Lamar.....	W, 85-70.....	Austin, Texas
			Final Four.....	#3 (East) Connecticut.....	W, 61-55.....	New Orleans, La.
			Nat'l Champ.....	#1 (Mideast) Tennessee	L, 67-70 OT.....	New Orleans, La.
1992.....	#1 East	ACC Champ	2nd.....	#8 George Washington.....	W, 97-58.....	Charlottesville, Va.
			Reg. Semifinal.....	#4 West Virginia.....	W, 103-83.....	Charlottesville, Va.
			Reg. Final.....	#3 Vanderbilt.....	W, 70-58.....	Charlottesville, Va.
			Final Four.....	#1 (West) Stanford	L, 65-66.....	Los Angeles, Calif.
1993.....	#2 East	ACC Champ	2nd.....	#7 Florida.....	W, 69-55.....	Charlottesville, Va.
			Reg. Semifinal.....	#6 Georgetown.....	W, 77-57.....	Richmond, Va.
			Reg. Final.....	#1 Ohio State.....	L, 73-75.....	Richmond, Va.
1994.....	#3 Mideast	At-Large	1st.....	#14 Loyola, Md.....	W, 72-47.....	Charlottesville, Va.
			2nd.....	#6 S.W. Missouri State.....	W, 67-63.....	Charlottesville, Va.
			Reg. Semifinal.....	#2 Southern California.....	L, 66-85.....	Fayetteville, Ark.
1995.....	#3 East	At-Large	1st.....	#14 Dartmouth.....	W, 71-68.....	Charlottesville, Va.
			2nd.....	#6 Florida.....	W, 72-67.....	Charlottesville, Va.
			Reg. Semifinal.....	#2 Louisiana Tech.....	W, 63-62.....	Storrs, Conn.
			Reg. Final.....	#1 Connecticut	L, 63-67.....	Storrs, Conn.
1996.....	#3 East	At-Large	1st.....	#14 Manhattan.....	W, 100-55.....	Charlottesville, Va.
			2nd.....	#6 George Washington.....	W, 62-43.....	Charlottesville, Va.
			Reg. Semifinal.....	#2 Old Dominion.....	W, 72-60.....	Charlottesville, Va.
			Reg. Final.....	#1 Tennessee	L, 46-52.....	Charlottesville, Va.
1997.....	#4 West	At-Large	1st.....	#13 Troy State.....	W, 96-74.....	Charlottesville, Va.
			2nd.....	#5 Utah.....	W, 65-46.....	Charlottesville, Va.
			Reg. Semifinal.....	#1 Stanford.....	L, 69-91.....	Missoula, Mont.
1998.....	#6 West	At-Large	1st.....	#11 Southern Methodist.....	W, 77-68.....	Tucson, Ariz.
			2nd.....	#3 Arizona.....	L, 77-94.....	Tucson, Ariz.
1999.....	#9 West	At-Large	1st.....	#8 Penn State.....	L, 69-82.....	Ruston, La.
2000.....	#4 Mideast	At-Large	1st.....	#13 Pepperdine.....	W, 74-62.....	Charlottesville, Va.
			2nd.....	#5 Boston College.....	W, 74-70.....	Charlottesville, Va.
			Reg. Semifinal.....	#1 Tennessee.....	L, 56-77.....	Memphis, Tenn.
2001.....	#9 Midwest	At-Large	1st.....	#8 Michigan.....	L, 71-81 OT.....	Notre Dame, Ind.
2002.....	#8 Mideast	At-Large	1st.....	#9 Iowa.....	L, 62-69.....	Storrs, Conn.
2003.....	#8 Mideast	At-Large	1st.....	#9 Illinois.....	W, 72-56.....	Knoxville, Tenn.
			2nd.....	#1 Tennessee.....	L, 51-81.....	Knoxville, Tenn.
2005.....	#6 Minneapolis	At-Large	1st.....	#11 Old Dominion.....	W, 79-57.....	Minneapolis, Minn.
			2nd.....	#3 Minnesota.....	L, 58-73.....	Minneapolis, Minn.
2008.....	#4 Greensboro	At-Large	1st.....	#13 UC Santa Barbara.....	W, 86-52.....	Norfolk, Va.
			2nd.....	#5 Old Dominion.....	L, 85-88 OT.....	Norfolk, Va.
2009.....	#5 Trenton	At-Large	1st.....	#12 Marist.....	W, 68-61.....	Los Angeles, Calif.
			2nd.....	#4 California.....	L, 73-99.....	Los Angeles, Calif.
2010.....	#5 Dayton	At-Large	1st.....	#12 Wisconsin-Green Bay.....	L, 69-67.....	Ames, Iowa

Bolded teams were national champions that year



VIRGINIA IN THE POST SEASON

VIRGINIA'S HISTORY

POSTSEASON APPEARANCES

29 overall (24 NCAA, 1 AIAW, 4 WNIT)
24 NCAA appearances (1984-2003, 2005, 2008-10)

NCAA TOURNAMENT

Virginia's Record by Round:

First Round	9-7
Second Round	12-5
Regional Semifinal	7-5
Regional Final	3-4
Final Four/Semifinal	1-2
Final Four/Final	0-1
Total: 57 games	(.579) 33-24

National Championship 0-1
1991

National Semifinal 1-2
1990, 1991, 1992

Final Eight 3-4
1988, 1990, 1991, 1992, 1993, 1995, 1996

Final Sixteen 7-5
1987, 1988, 1989, 1990, 1991, 1992, 1993, 1994, 1995, 1996, 1997, 2000

Second Round 12-5
1987, 1988, 1989, 1990, 1991, 1992, 1993, 1994, 1995, 1996, 1997, 1998, 2000, 2003, 2005, 2008, 2009

First Round 9-7
1984, 1985, 1986, 1994, 1995, 1996, 1997, 1998, 1999, 2000, 2001, 2002, 2003, 2005, 2008, 2009, 2010

VIRGINIA'S RECORD BY REGION

East	(12 times)	20-13
Mideast	(6 times)	6-6
Midwest	(twice)	4-2
West	(3 times)	3-3

VIRGINIA'S SEED

#1	(3 times)	1986, 1991, 1992
#2	(3 times)	1988, 1990, 1993
#3	(4 times)	1987, 1994, 1995, 1996
#4	(4 times)	1989, 1997, 2000, 2008
#5	(3 times)	1984, 2009, 2010
#6	(3 times)	1985, 1998, 2005
#7	(never)	
#8	(twice)	2002, 2003
#9	(twice)	1999, 2001
#10-#16	(never)	

SEEDING

Year	Seed	Region
1984	#5	East
1985	#6	Mideast
1986	#1	East
1987	#3	Mideast
1988	#2	East
1989	#4	East
1990	#2	East
1991	#1	Midwest
1992	#1	East
1993	#2	East
1994	#3	Mideast
1995	#3	East
1996	#3	East
1997	#4	West
1998	#6	West
1999	#9	West
2000	#4	Mideast
2001	#9	Midwest
2002	#8	Mideast
2003	#8	Mideast
2005	#6	Minneapolis, Minn.
2008	#4	Greensboro, N.C.
2009	#5	Trenton, N.J.
2010	#5	Dayton, Ohio

VIRGINIA AT UNIVERSITY HALL

Number of Times Hosted:

First Round (6)

1986, 1994, 1995, 1996, 1997, 2000

*received a first round bye in 1987, 1988, 1989, 1990, 1991, 1992, 1993

Second Round (12)

1987, 1988, 1989, 1990, 1991, 1992, 1993, 1994, 1995, 1996, 1997, 2000

Regionals (2)

1992, 1996

VIRGINIA AT JPJA

John Paul Jones Arena was a host site for the first and second rounds of the 2011 NCAA Tournament. The Cavaliers did not receive a berth to that tournament.

VIRGINIA'S WNIT RECORD

1980:

First Round

W 67-62 vs. Wayland Baptist.....Amarillo, Texas

Second Round

L 61-68 vs. North Carolina.....Amarillo, Texas

Semifinal

L 53-67 vs. Drake.....Amarillo, Texas

2006:

First Round

W 48-42 vs. St. Joseph's.....Charlottesville, Va.

Second Round

W 83-72 vs. Miami.....Charlottesville, Va.

Quarterfinal

L 68-58 at Pittsburgh.....Pittsburgh, Pa.

2007:

First Round Bye

Second Round

W 74-72 vs. Charlotte.....Charlottesville, Va.

Third Round

W 73-71 vs. South Florida.....Charlottesville, Va.

Quarterfinal

L 78-84 at Wisconsin.....Madison, Wis.

2011:

First Round

W 69-56 vs. Morgan State.....Charlottesville, Va.

Second Round

W 71-49 at Loyola (Md.).....Baltimore, Md.

Third Round

W 53-48 vs. Boston College.....Charlottesville, Va.

Quarterfinal

L 79-74 vs. Charlotte.....Charlottesville, Va.

2012:

First Round

W 59-56 (OT) vs. Howard.....Charlottesville, Va.

Second Round

W 68-55 vs. Richmond.....Charlottesville, Va.

Third Round

W 74-58 vs. Appalachian State...Charlottesville, Va.

Quarterfinal

L 68-59 at James Madison.....Harrisonburg, Va.

Total: 13 games..... 11-6 record



RECORD VS. NCAA OPPONENTS

Virginia has played 40 different opponents in 57 NCAA tournament games since 1984. The Cavaliers have an overall NCAA tournament record of 33-24.

ARIZONA (0-1)		
1998	77-94.....	L.....A
BOSTON COLLEGE (1-0)		
2000	74-70.....	W.....H
CALIFORNIA (0-1)		
2009	73-99.....	L.....N
CONNECTICUT (1-1)		
1991	61-55.....	W.....N
1995	63-67.....	L.....A
DARTMOUTH (1-0)		
1995	71-68.....	W.....H
FLORIDA (2-0)		
1993	69-55.....	W.....H
1995	72-67.....	W.....H
GEORGETOWN (1-0)		
1993	77-57.....	W.....N
GEORGE WASHINGTON (2-0)		
1992	97-58.....	W.....H
1996	62-43.....	W.....H
GREEN BAY (0-1)		
2010	67-69.....	L.....N
ILLINOIS (1-0)		
2003	72-56.....	W.....N
IOWA (0-1)		
2002	62-69.....	L.....N
JAMES MADISON (0-1)		
1986	62-71.....	L.....H
LAMAR (1-0)		
1991	85-70.....	W.....N
LOUISIANA TECH (1-0)		
1995	63-62.....	W.....N
LOYOLA, MD (1-0)		
1994	72-47.....	W.....H
MANHATTAN (1-0)		
1996	100-55.....	W.....H
MARIST (1-0)		
2009	68-61.....	W.....N
MEMPHIS STATE (1-0)		
1987	76-75.....	W.....H
MICHIGAN (0-1)		
2001	71-81 ot.....	L.....N
MINNESOTA (0-1)		
2005	58-73.....	L.....A
NC STATE (0-1)		
1984	73-86.....	L.....A
OHIO STATE (0-1)		
1993	73-75.....	L.....N
OKLAHOMA ST. (1-0)		
1991	76-61.....	W.....N

OLD DOMINION (2-1)		
1996	72-60.....	W.....H
2005	79-57.....	W.....N
2008	85-88 ot.....	L.....A
PENN STATE (1-1)		
1990	85-64.....	W.....H
1999	69-82.....	L.....N
PEPPERDINE (1-0)		
2000	74-62.....	W.....H
PROVIDENCE (1-0)		
1990	77-71.....	W.....N
RUTGERS (1-0)		
1988	89-75.....	W.....N
ST. JOHN'S (1-0)		
1988	85-64.....	W.....H
S.W. MISSOURI (1-0)		
1994	67-63.....	W.....H
SO. CALIFORNIA (0-1)		
1994	66-85.....	L.....N
SO. METHODIST (1-0)		
1998	77-68.....	W.....N
S.F. AUSTIN (1-0)		
1991	74-72.....	W.....H
STANFORD (0-3)		
1990	66-75.....	L.....N
1992	65-66.....	L.....N
1997	69-81.....	L.....N
TENNESSEE (1-8)		
1985	55-65.....	L.....A
1987	58-66.....	L.....A
1988	76-84.....	L.....N
1989	47-80.....	L.....N
1990	79-75 ot.....	W.....N
1991	67-70 ot.....	L.....N
1996	46-52.....	L.....H
2000	56-77.....	L.....N
2003	51-81.....	L.....A
TROY STATE (1-0)		
1997	96-74.....	W.....H
UC SANTA BARBARA (1-0)		
2008	86-52.....	W.....N
UTAH (1-0)		
1997	65-46.....	W.....H
VANDERBILT (1-0)		
1992	70-58.....	W.....H
WEST VIRGINIA (2-0)		
1989	81-68.....	W.....H
1992	103-63.....	W.....H

NCAA TOURNAMENT HONORS

FINAL FOUR

MOST OUTSTANDING PLAYER

1991 Dawn Staley

ALL-TOURNAMENT TEAM

1991 Tonya Cardoza
Dawn Staley
1992 Dawn Staley

EAST REGIONAL

MOST OUTSTANDING PLAYER

1990 Dawn Staley
1992 Dawn Staley

ALL-TOURNAMENT TEAM

1988 Daphne Hawkins
Donna Holt
1990 Tammi Reiss
Dawn Staley
1992 Heather Burge
Dawn Staley
1993 Heather Burge
Dena Evans
1995 Wendy Palmer
Tora Suber
1996 Tora Suber
DeMya Walker

MIDWEST REGIONAL

MOST OUTSTANDING PLAYER

1991 Dawn Staley

ALL-TOURNAMENT TEAM

1991 Tonya Cardoza
Tammi Reiss
Dawn Staley



1990 FINAL FOUR TEAM

Front row (l-r): Fran Scott, Dena Evans, Carmela Franklin, Tammi Reiss, Dawn Staley, Tina Toney. Back row (l-r): Head Coach Debbie Ryan, Assistant Coach Frank DiLeo, Felicia Santelli, Tekshia Ward, Melanee Wagener, Heidi Burge, Heather Burge, Audra Smith, Allison Moore, Assistant Coach Shawn Campbell, Assistant Coach Melissa Wiggins.

1990 NCAA FINAL FOUR

MARCH 30 & APRIL 1, 1990 AT KNOXVILLE, TENNESSEE



The Cavaliers' appearance in the 1990 NCAA Final Four was the first in the history of the Virginia women's basketball program and the second for an Atlantic Coast Conference team ... Virginia advanced to the NCAA Final Four with a 79-75 overtime victory over fourth-ranked Tennessee at the ODU Fieldhouse in Norfolk, Va. ... The Cavaliers' East regional championship denied Tennessee a chance to play in the Final Four on its home court ... Virginia lost to eventual national champion Stanford, 75-66, in the semifinals at the Thompson-Boling Arena ... Dawn Staley was named MVP of the NCAA East Regional and was selected to the East Regional All-Tournament team ... Tammi Reiss was named to the NCAA East Regional All-Tournament team ... the 29 wins marked a new school record.

No.	Player	Cl.	Pos.	Ht.	Hometown	PPG	RPG	FG-Pct.	FT-Pct.
30	Heidi Burge	1	C	6-4	Palo Verdes Est., Calif.	8.2	6.4	.420	.667
34	Heather Burge	1	C	6-4	Palo Verdes Est., Calif.	12.2	6.7	.474	.535
10	Dena Evans	1	G	5-5	Deer Park, Texas	9.3	2.2	.434	.867
3	Carmela Franklin	4	G	5-6	Jacksonville, Fla.	1.5	1.7	.500	.773
44	Allison Moore	1	F	6-1	College Park, Ga.	1.0	0.6	.231	.100
32	Tammi Reiss	2	G	5-6	Eldred, N.Y.	15.3	2.8	.474	.790
52	Felicia Santelli	2	F	6-0	Scarsdale, N.Y.	0.8	0.8	.667	.333
5	Fran Scott	4	G-F	5-8	Oak Hill, Ill.	2.9	1.8	.398	.727
54	Audra Smith	2	F-C	6-2	Milledgeville, Ga.	2.7	3.8	.441	.625
24	Dawn Staley	2	G	5-6	Philadelphia, Pa.	17.9	6.7	.452	.781
15	Tina Toney	2	G	5-8	Jacksonville, Fla.	1.4	0.9	.250	.800
21	Melanee Wagener	2	F-C	6-3	Sykesville, Md.	2.6	2.0	.444	.462
20	Tekshia Ward	3	F	6-1	College Park, Ga.	6.6	5.9	.588	.492

Head Coach: Debbie Ryan
Assistant Coaches: Frank DiLeo, Shawn Campbell, Melissa Wiggins

RESULTS (29-6, 11-3 ACC)

Nov. 24	vs. Southern Illinois	W	81-60
Nov. 25	vs. #22 Vanderbilt	W	76-74
Nov. 26	at Hawaii	L	78-88
Dec. 1	HOLY CROSS	W	72-71
Dec. 2	#9 UNLV	W	74-73
Dec. 6	#18 OLD DOMINION	W	86-70
Dec. 9	at James Madison	W	67-55
Dec. 19	AUGUSTA	W	76-38
Dec. 20	RICHMOND	W	76-62
Dec. 28	vs. #17 Auburn	W	61-59
Dec. 29	at Rutgers	W	(ot) 72-71
Jan. 3	at Virginia Tech	W	79-77
Jan. 6	at Penn State	L	77-90
Jan. 10	#14 MARYLAND	W	82-79
Jan. 11	MORGAN STATE	W	96-52
Jan. 14	at #12 N.C. State	W	70-66
Jan. 16	at Duke	L	74-84
Jan. 20	GEORGIA TECH	W	97-77
Jan. 22	at North Carolina	W	81-63
Jan. 27	WAKE FOREST	W	58-55
Jan. 31	CLEMSON	W	67-64
Feb. 3	at Georgia Tech	W	94-65
Feb. 7	at Wake Forest	W	62-61
Feb. 10	DUKE	W	86-62
Feb. 15	NORTH CAROLINA	W	95-46
Feb. 17	at Clemson	W	71-63
Feb. 21	at Maryland	L	60-63
Feb. 24	#9 N.C. STATE	L	64-77
Mar. 3	Georgia Tech*	W	73-65
Mar. 4	Clemson*	W	84-66
Mar. 5	#9 N.C. State*	W	(ot) 67-64
Mar. 17	PENN STATE \$	W	85-64
Mar. 22	#18 Providence \$	W	77-71
Mar. 24	(Norfolk, Va.) #4 Tennessee \$	W	(ot) 79-75
Mar. 30	(Norfolk, Va.) #2 Stanford \$	L	66-75

* ACC Tournament at Fayetteville, N.C.
 \$ NCAA Tournament
 Home 13-1, Away 8-4, Neutral 8-1



1991 FINAL FOUR TEAM

Front row (l-r): Felicia Santelli, Tonya Cardoza, Tammi Reiss, Tina Toney, Dena Evans, Danw Staley, Allison Moore. Back row (l-r): Head Coach Debbie Ryan, Assistant Coach Frank DiLeo, Katasha Artis, Melanee Wagener, Audra Smith, Heather Burge, Heidi Burge, Tekshia Ward, Wendy Toussaint, Assistant Coach Shawn Campbell, Assistant Coach Melissa Wiggins.

1991 NCAA FINAL FOUR MARCH 30-31, 1991 AT NEW ORLEANS, LOUISIANA



Virginia advanced to its first national championship appearance with a 61-55 victory over Connecticut in the semifinal game on March 30, 1991. Connecticut was coached by former UVa assistant coach Geno Auriemma. Tennessee defeated defending national champion Stanford, 68-60, in the other semifinal game to advance to the final the Lady Vols rallied to defeat Virginia in overtime, 70-67, in the national championship game Tennessee led 27-26 at halftime, but Dawn Staley led the Cavaliers in the second half the score was tied at 60 at the end of regulation the championship was the first NCAA Final Four overtime title game Staley scored a championship game record 28 points and added 11 rebounds. Staley was named Final Four Most Outstanding Player, marking the first time the award was given to a player from the losing team Tennessee's Dena Head also scored 28 points to share the scoring record. Staley and Cardoza were

named to the NCAA Final Four All-Tournament team Virginia registered the first 30-win season in school history.

No.	Player	Cl.	Pos.	Ht.	Hometown	PPG	RPG	FG-Pct.	FT-Pct.
30	Heather Burge	2	C	6-5	Palos Verdes Est., Calif.	12.7	5.6	.517	.542
34	Heidi Burge	2	C	6-5	Palos Verdes Est., Calif.	8.9	5.4	.455	.682
23	Tonya Cardoza	4	F	5-10	Roxbury, Mass.	15.6	6.1	.544	.764
10	Dena Evans	2	G	5-5	Deer Park, Texas	5.0	1.3	.352	.717
44	Allison Moore	2	F	6-1	Virginia Beach, Va.	1.2	0.9	.293	.000
32	Tammi Reiss	3	G	5-6	Eldred, N.Y.	15.4	2.9	.508	.758
52	Felicia Santelli	3	F	6-0	Scarsdale, N.Y.	0.3	0.5	.286	.000
54	Audra Smith	3	F-C	6-2	Milledgeville, Ga.	3.7	3.1	.554	.443
24	Dawn Staley	3	G	5-6	Philadelphia, Pa.	14.6	6.1	.450	.824
15	Tina Toney	4	G	5-8	Jacksonville, Fla.	1.2	1.4	.278	.450
33	Wendy Toussaint	1	F	5-11	Irvington, N.J.	1.9	1.0	.440	.652
21	Melanee Wagener	3	F-C	6-2	Mt. Airy, Md.	5.6	4.4	.517	.632
20	Tekshia Ward	4	F	6-1	College Park, Ga.	5.2	2.9	.538	.569

Head Coach: Debbie Ryan
Assistant Coaches: Frank DiLeo, Shawn Campbell, Melissa Wiggins

RESULTS (31-3, 14-0 ACC)

Nov. 24	at St. Peter's	W	91-59
Nov. 28	VIRGINIA TECH	W	93-44
Dec. 1	at #12 Texas	W	80-74
Dec. 4	at Old Dominion	W	90-59
Dec. 7	LAFAYETTE	W	103-41
Dec. 8	Florida State	W	92-77
Dec. 19	ST. FRANCIS	W	102-45
Dec. 20	MORGAN STATE	W	96-37
Dec. 28	vs. Fla. International	W	78-46
Dec. 29	vs. Michigan State	W	91-74
Dec. 30	vs. Kansas	W	97-51
Jan. 3	#4 PENN STATE	L	71-73
Jan. 5	at Duke	W	95-56
Jan. 9	at #12 Clemson	W	81-75
Jan. 12	at #3 N.C. State (3ot)W	W	123-120
Jan. 16	MARYLAND	W	76-59
Jan. 19	at Georgia Tech	W	98-72
Jan. 24	at Wake Forest	W	87-70
Jan. 26	ST. JOHN'S	W	90-51
Jan. 29	at North Carolina	W	92-67
Feb. 2	GEORGIA TECH	W	98-94
Feb. 6	NORTH CAROLINA	W	97-60
Feb. 9	DUKE	W	86-61
Feb. 14	WAKE FOREST	W	98-66
Feb. 16	#23 CLEMSON	W	89-62
Feb. 20	at Maryland	W	111-74
Feb. 23	#7 N.C. STATE	W	95-78
Mar. 2	North Carolina *	W	90-69
Mar. 3	Clemson *	L	62-65
Mar. 17	#14 S. F. AUSTIN \$	W	74-72
Mar. 21	#25 Oklahoma State \$ (W)	W	76-61
Mar. 23	#24 Lamar \$ (Austin, Texas)	W	85-70
Mar. 30#13	Connecticut \$ (New Orleans, La.)	W	61-55
Mar. 31#4	Tennessee \$ (New Orleans, La.)	L	67-70 (ot)

* ACC Tournament at Fayetteville, N.C.
\$ NCAA Tournament
Home 14-1, Away 10-0, Neutral 7-2



1992 FINAL FOUR TEAM

Front row (l-r): Dena Evans, Wendy Toussaint, Allison Moore, Melanee Wagener, Dawn Staley, Tammi Reiss, Felicia Santelli, Audra Smith, Chris Lesoravage. Back row (l-r): Head Coach Debbie Ryan, Assistant Coach Frank DiLeo, Charleata Beale, Heather Burge, Heidi Burge, Amy Lofstedt, Assistant Coach Shawn Campbell, Assistant Coach Melissa Wiggins.

1992 NCAA FINAL FOUR

APRIL 4-5, 1992 AT LOS ANGELES, CALIFORNIA



The Cavaliers advanced to the NCAA Final Four for the third consecutive season, after defeating Vanderbilt, 70-58, to win the first NCAA East Regional in Charlottesville ... Dawn Staley was named the Most Outstanding Player of the NCAA East Regional Tournament ... Heather Burge and Staley were named to NCAA East Regional All-Tournament team ... Virginia's opponent in the national semifinal game was Stanford ... the Cavaliers led 51-44 with under eight minutes left, but Stanford rallied to take a 66-65 lead ... Stanford missed the front end of a one-and-one, and the Cavaliers grabbed the rebound ... Staley drove but was cut off on the last possession, and Melanee Wagener emerged with control and called timeout ... Virginia's last effort with 0.8 seconds remaining fell short ... Stanford defeated Western Kentucky to win the national championship ... Staley was named to the NCAA Final Four All-Tournament Team ... Virginia finished the season with a school-record 32

wins ... the Cavaliers were ranked number one in the Associated Press poll and second in the USA Today poll at the end of the regular season.

No.	Player	Cl.	Pos.	Ht.	Hometown	PPG	RPG	FG-Pct.	FT-Pct.
42	Charleata Beale	1	F	6-0	Dale City, Va.	2.9	1.7	.312	.788
30	Heather Burge	3	C	6-5	Palos Verdes Est., Calif.	17.2	8.4	.554	.469
34	Heidi Burge	3	C	6-5	Palos Verdes Est., Calif.	10.0	6.0	.486	.687
10	Dena Evans	4	G	5-5	Deer Park, Texas	6.5	2.8	.429	.733
22	Chris Lesoravage	1	G	6-0	Doylestown, Pa.	2.5	1.4	.397	.294
40	Amy Lofstedt	1	F-C	6-1	Ankeny, Iowa	2.4	1.8	.413	.617
44	Allison Moore	3	F-G	6-1	Virginia Beach, Va.	0.6	0.5	.188	.750
32	Tammi Reiss	4	G	5-6	Eldred, N.Y.	16.4	4.2	.469	.815
52	Felicia Santelli	4	F	6-0	Scarsdale, N.Y.	0.8	0.7	.316	.750
54	Audra Smith	4	F-C	6-2	Milledgeville, Ga.	4.3	4.1	.605	.646
24	Dawn Staley	4	G	5-6	Philadelphia, Pa.	14.5	5.6	.484	.808
33	Wendy Toussaint	3	F	5-11	Irvington, N.J.	1.6	1.8	.571	.536
21	Melanie Wagener	4	F-C	6-2	Mt. Airy, Md.	5.1	5.0	.470	.679

Head Coach: Debbie Ryan

Assistant Coaches: Frank DiLeo, Shawn Campbell, Melissa Wiggins

RESULTS (32-2, 15-1 ACC)

Nov. 22	FAIRFIELD	W	110-64
Nov. 23	WEST VIRGINIA	W	92-63
Nov. 26	CANISIUS	W	92-36
Nov. 30	at Temple	W	81-52
Dec. 4	at Richmond	W	88-61
Dec. 7	#13 TEXAS	W	77-47
Dec. 19	VA. COMMON.	W	101-55
Dec. 28	at UCLA	W	77-55
Dec. 29	vs. Southern Cal	W	71-52
Jan. 3	at Florida State	W	87-60
Jan. 5	at #17 Auburn	W	77-70
Jan. 8	at North Carolina	W	83-68
Jan. 11	#12 N.C. STATE	W	101-70
Jan. 15	#3 MARYLAND	L	65-67
Jan. 18	#17 CLEMSON	W	85-52
Jan. 22	at Wake Forest	W	78-44
Jan. 25	GEORGIA TECH	W	79-74
Jan. 27	FLORIDA STATE	W	81-43
Feb. 1	at Duke	W	81-54
Feb. 5	WAKE FOREST	W	78-55
Feb. 8	at Georgia Tech	W	86-62
Feb. 11	at #1 Maryland	W	75-74
Feb. 15	DUKE	W	93-48
Feb. 17	CONNECTICUT	W	64-43
Feb. 22	at #19 Clemson	W	85-81
Feb. 26	NORTH CAROLINA	W	65-52
Feb. 29	at N.C. State	W	76-74
Mar. 7	Duke *	W	81-55
Mar. 8	North Carolina *	W	74-55
Mar. 9	Georgia Tech *	W	70-69
Mar. 22	#16 GEO. WASH. \$	W	97-58
Mar. 26	#14 WEST VIRGINIA \$	W	103-83
Mar. 28	#13 VANDERBILT \$	W	70-58
Apr. 4	#3 Stanford \$	L	65-66

(Los Angeles, Calif.)

* ACC Tournament at Rock Hill, S.C.

\$ NCAA Tournament

Home 16-1, Away 12-0, Neutral 4-1



FINAL FOUR BOXSCORES

1990: NATIONAL SEMIFINAL

#2 SEED VIRGINIA	38	28	-	66
#1 SEED STANFORD	42	33	-	75

March 30, 1990 • Thompson-Boling Arena
Knoxville, Tenn.

Virginia (29-6)	fg	3fg	ft	rb	pf	pt	a	to	bl	st	min
05 Fran Scott*	1-6	0-3	0-0	4	3	2	1	3	0	2	27
20 Tekshia Ward*	3-5	0-0	0-0	3	5	6	1	0	0	1	17
34 Heidi Burge*	3-10	0-0	1-2	8	4	7	0	3	3	0	30
24 Dawn Staley*	7-13	1-3	3-4	8	3	18	4	4	0	1	36
32 Tammi Reiss*	2-13	0-4	7-7	4	0	11	2	6	1	3	40
30 Heather Burge	5-9	0-0	4-4	7	3	14	0	2	0	2	18
54 Audra Smith	1-1	0-0	1-3	3	1	3	0	0	1	0	16
10 Dena Evans	2-6	1-3	0-0	0	2	5	1	2	0	0	15
03 Carmela Franklin	0-0	0-0	0-0	0	0	0	0	0	0	0	2
Team				3				0			
TOTALS	24-63	2-13	16-20	40	21	66	9	20	5	9	200

Shooting Pct.	FG	Pct.	3FG	Pct.	FT	Pct.
1st Half	15-35	.429	1-5	.200	7-10	.700
2nd Half	9-28	.321	1-8	.125	9-10	.900
Game	24-63	.381	2-13	.154	16-20	.800

Stanford (31-1)	fg	3fg	ft	rb	pf	pt	a	to	bl	st	min
23 Katy Steding*	5-13	2-3	6-6	8	2	18	1	1	0	0	36
44 Julie Zeilstra*	3-6	0-0	2-2	4	1	8	1	1	0	2	24
30 Trisha Stevens*	8-17	0-0	0-0	6	4	16	0	5	1	0	30
10 Jennifer Azzi*	5-9	3-5	2-4	6	3	15	5	1	0	3	38
34 Sonja Henning*	4-10	0-0	4-4	7	3	12	5	7	0	3	40
52 Val Whiting	1-11	0-0	2-4	8	2	4	0	2	2	2	26
14 Stacy Parson	1-1	0-0	0-0	0	1	2	0	0	0	1	6
Team				4				0			
TOTALS	27-67	5-8	16-20	43	16	75	12	17	3	11	200

Shooting Pct.	FG	Pct.	3FG	Pct.	FT	Pct.
1st Half	15-37	.405	4-5	.800	8-8	1.000
2nd Half	12-30	.400	1-3	.333	8-12	.667
Game	27-67	.403	5-8	.625	16-20	.800

Attendance: 20,023
Officials: Patty Broderick, Sue Kennedy
Technical: none

NATIONAL SEMIFINALS:

#1 Stanford 75, #2 Virginia 66
#2 Auburn 81, #1 Louisiana Tech 69

NATIONAL CHAMPIONSHIP:

Stanford 88, Auburn 81

1991: NATIONAL SEMIFINAL

#3 SEED CONNECTICUT	24	31	-	55
#1 SEED VIRGINIA	34	27	-	61

March 30, 1991 • Lakefront Arena
New Orleans, La.

Connecticut (29-5)	fg	3fg	ft	rb	pf	pt	a	to	bl	st	min
05 Debbie Baer*	1-1	0-0	3-5	4	2	5	0	2	0	2	26
10 Laura Lishness*	2-8	0-0	2-3	4	0	6	6	4	1	0	34
21 Orly Grossman	2-3	0-1	0-0	0	2	4	3	1	0	0	18
22 Heidi Law	0-1	0-0	1-2	1	2	1	0	1	3	0	10
23 Shannon Saunders	0-0	0-0	0-0	1	1	0	0	0	0	1	5
24 Kerry Bascom*	6-14	0-0	2-2	14	3	14	1	1	0	0	33
31 Wendy Davis*	6-15	3-10	2-2	5	2	17	2	2	0	0	39
33 Meghan Pattyson*	3-10	0-0	2-2	5	3	8	2	2	0	1	35
Team				1				0			
TOTALS	20-52	3-11	12-16	35	15	55	14	13	4	4	200

Shooting Pct.	FG	Pct.	3FG	Pct.	FT	Pct.
1st Half	10-25	.400	2-5	.400	2-5	.400
2nd Half	10-27	.370	1-6	.167	10-11	.909
Game	20-52	.385	3-11	.273	12-16	.750

Virginia (31-2)	fg	3fg	ft	rb	pf	pt	a	to	bl	st	min
10 Dena Evans	0-1	0-0	0-0	1	2	0	2	0	0	0	18
20 Tekshia Ward	0-2	0-0	0-0	2	2	0	0	1	0	0	4
21 Melanee Wagener*	2-4	0-0	0-0	9	2	4	1	2	0	0	25
23 Tonya Cardoza*	6-14	0-1	4-6	6	2	16	1	2	0	3	38
24 Dawn Staley*	3-16	1-4	4-4	8	2	11	5	2	0	3	34
30 Heather Burge*	6-13	0-0	1-1	6	4	13	1	2	4	1	24
32 Tammi Reiss*	6-12	2-6	1-2	9	1	15	2	2	0	0	40
34 Heidi Burge	1-6	0-0	0-0	3	3	2	0	0	0	0	17
Team				2				0			
TOTALS	24-68	3-11	10-13	46	18	61	12	11	4	7	200

Shooting Pct.	FG	Pct.	3FG	Pct.	FT	Pct.
1st Half	15-34	.441	2-5	.400	2-2	1.000
2nd Half	9-34	.265	1-6	.167	8-11	.727
Game	24-68	.353	3-11	.273	10-13	.769

Attendance: 7,865
Officials: Mike Brooks, June Courteau
Technical: none

NATIONAL SEMIFINALS:

#1 Virginia 61, #3 Connecticut 55
#1 Tennessee 68, #2 Stanford 60

NATIONAL CHAMPIONSHIP:

Tennessee 70, Virginia 67 (OT)



FINAL FOUR BOXSCORES

1991: NATIONAL CHAMPIONSHIP

#1 SEED VIRGINIA	26	34	7	-	67
#1 SEED TENNESSEE	27	33	10	-	70

March 31, 1991 • Lakefront Arena
New Orleans, La.

Virginia (31-3)	fg	3fg	ft	rb	pf	pt	a	to	bl	st	min
10 Dena Evans	0-0	0-0	0-0	0	1	0	0	1	0	0	10
20 Tekshia Ward	0-0	0-0	1-2	1	0	1	0	0	0	0	7
21 Melanee Wagener, F	1-1	0-0	0-1	6	3	2	0	0	1	0	27
23 Tonya Cardoza, F	4-11	1-2	2-2	1	5	11	1	1	0	2	43
24 Dawn Staley, G	11-26	3-5	3-4	11	5	28	6	8	0	3	41
30 Heather Burge, C	5-11	0-0	0-3	11	4	10	0	3	1	1	31
32 Tammi Reiss, G	3-12	0-1	1-4	1	2	7	4	3	0	0	40
34 Heidi Burge	4-5	0-0	0-1	6	5	8	0	3	1	2	15
54 Audra Smith	0-0	0-0	0-2	5	2	0	0	1	0	1	11
Team				3					0		
TOTALS	28-66	4-8	7-19	45	27	67	11	20	3	9	225

Shooting Pct.	FG	Pct.	3FG	Pct.	FT	Pct.
1st Half	12-24	.500	1-1	1.000	1-6	.167
2nd Half/ot	16-42	.381	3-7	.429	6-13	.462
Game	28-66	.424	4-8	.500	7-19	.368

Tennessee (30-5)	fg	3fg	ft	rb	pf	pt	a	to	bl	st	min
03 Jody Adams, G	0-7	0-3	2-4	2	3	2	1	2	0	0	37
05 Regina Clark	0-1	0-0	0-0	0	0	0	0	1	0	0	3
11 Dena Head, G	9-17	0-0	10-14	9	3	28	3	8	0	3	41
20 Peggy Evans	3-5	0-0	1-3	2	5	7	0	3	1	0	20
21 Lisa Harrison, F	3-10	0-0	2-3	13	3	8	0	2	1	1	36
32 Daedra Charles, F	7-13	0-0	5-7	12	5	19	0	3	3	2	40
33 Nikki Caldwell	1-1	0-0	0-1	3	2	2	3	2	0	1	19
34 Kelli Casteel, C	1-7	0-0	2-3	5	2	4	1	2	0	0	29
Team				3					0		
TOTALS	24-61	0-3	22-35	49	23	70	8	23	5	7	225

Shooting Pct.	FG	Pct.	3FG	Pct.	FT	Pct.
1st Half	11-33	.333	0-1	.000	5-8	.625
2nd Half/ot	13-28	.464	0-2	.000	17-27	.630
Game	24-61	.393	0-3	.000	22-35	.629

Attendance: 7,865 (2-session total 15,796)
Officials: Patty Broderick, Lou Pitt
Technical: none

NATIONAL SEMIFINALS:

#1 Virginia 61, #3 Connecticut 55
#1 Tennessee 68, #2 Stanford 60

NATIONAL CHAMPIONSHIP:

Tennessee 70, Virginia 67 (OT)

1992: NATIONAL SEMIFINAL

#1 SEED STANFORD	27	39	-	66
#1 SEED VIRGINIA	29	36	-	65

April 4, 1992 • Pauley Pavilion
Los Angeles, Calif.

Stanford (29-3)	fg	3fg	ft	rb	pf	pt	a	to	bl	st	min
31 Chris MacMurdo, F	0-5	0-0	0-0	4	1	0	1	2	0	0	19
50 Rachel Hemmer, F	1-5	0-0	2-2	3	5	4	0	4	0	3	19
42 Val Whiting, C	9-20	0-0	10-12	12	4	28	2	2	0	2	38
15 Molly Goodenbour, G6-12	4-7	0-1	4-4	16	6	2	2	0	5	39	
25 Christy Hedgpeth, G	3-5	0-1	1-2	2	3	7	0	1	0	0	38
12 Tanda Rucker	0-1	0-1	0-0	1	0	0	1	0	0	0	11
42 Kelly Dougherty	3-4	0-0	2-3	1	1	8	0	1	0	0	9
55 Anita Kaplan	0-2	0-0	0-0	0	2	0	0	1	0	0	11
33 Ann Adkins	0-0	0-0	0-0	1	0	0	0	1	0	0	3
03 Kate Paye	1-1	0-0	1-5	4	1	3	3	0	0	0	12
22 Angela Taylor	0-0	0-0	0-0	0	0	0	0	0	0	0	1
Team				3					2		
TOTALS	23-55	4-9	16-25	35	21	66	13	16	0	10	200

Shooting Pct.	FG	Pct.	3FG	Pct.	FT	Pct.
1st Half	-	.346	1-4	.250	8-10	.800
2nd Half	-	.483	3-5	.600	8-15	.533
Game	23-55	.418	4-9	.444	16-25	.640

Virginia (32-2)	fg	3fg	ft	rb	pf	pt	a	to	bl	st	min
34 Heidi Burge, F	2-4	0-0	1-2	5	5	5	1	0	0	0	11
30 Heather Burge, C	2-11	0-0	6-6	6	5	10	1	4	1	0	26
10 Dena Evans, G	3-10	0-2	0-0	4	5	6	2	4	0	0	33
24 Dawn Staley, G	7-18	0-4	5-7	9	4	19	4	5	0	2	36
32 Tammi Reiss, G	4-12	0-5	0-0	4	2	8	2	2	0	1	39
21 Melanee Wagener	3-5	0-0	0-0	10	3	6	2	0	0	1	17
54 Audra Smith	2-5	0-0	5-6	7	3	9	1	1	0	2	25
42 Charleata Beale	0-1	0-0	2-2	1	0	2	0	0	0	1	12
40 Amy Lofstedt	0-0	0-0	0-0	1	0	0	0	0	0	0	1
Team				3					0		
TOTALS	23-66	0-11	19-23	50	27	65	13	16	1	7	200

Shooting Pct.	FG	Pct.	3FG	Pct.	FT	Pct.
1st Half	-	.270	-	.000	9-10	.900
2nd Half	-	.448	-	.000	10-13	.769
Game	23-66	.348	0-11	.000	19-23	.826

Attendance: 12,421
Officials: Douglas Cloud, Bob Trammell
Technical: none

NATIONAL SEMIFINALS:


#1 Stanford 66, #1 Virginia 65
#4 Western Kentucky 83, #8 Missouri State 72

NATIONAL CHAMPIONSHIP:

Stanford 78, Western Kentucky 62




ACADEMIC ALL-AMERICANS



25 VAL ACKERMAN
1978-81 • Forward • 5-10
Pennington, N.J.
Hopewell HS
1980, 1981 • Political Social Thought



23 JENNY BOUCEK
1993-96 • Guard • 5-8
Nashville, Tenn.
University HS
1995, 1996 • Sports Medicine




30 HEATHER BURGE
1990-93 • Center • 6-5
Palos Verdes Estates, Calif.
Palos Verdes HS
1992, 1993 • Spanish & Drama



10 DENA EVANS
1990-93 • Guard • 5-5
Deer Park, Texas
Deer Park HS
1993 • Economics



25 CATHY GRIMES
1982-85 • Forward • 5-10
Alexandria, Va.
Williams HS
1983, 1985 • English & Spanish



32 TAMMI REISS
1989-92 • Guard • 5-6
Glen Spey, N.Y.
Eldred Central HS
1992 • Sports Management

ACADEMIC ALL-AMERICAN

1980.....	Valerie Ackerman (2nd)
1981.....	Valerie Ackerman (1st)
1983.....	Cathy Grimes (2nd)
1985.....	Cathy Grimes (1st)
1992.....	Heather Burge (2nd)
.....	Tammi Reiss (3rd)
1993.....	Dena Evans (1st)
.....	Heather Burge (2nd)
1995.....	Jenny Boucek (3rd)
1996.....	Jenny Boucek (2nd)

ACADEMIC ALL-DISTRICT III

1992.....	Heather Burge
.....	Dena Evans
.....	Tammi Reiss
1993.....	Heather Burge
.....	Dena Evans
1995.....	Jenny Boucek
1996.....	Jenny Boucek

NCAA POSTGRADUATE SCHOLARSHIP

1985.....	Cathy Grimes
-----------	--------------

ACC POSTGRADUATE SCHOLARSHIP

1985.....	Cathy Grimes
-----------	--------------

ACADEMIC ALL-AMERICA HALL OF FAME

1999.....	Val Ackerman
-----------	--------------

ALL-TIME ACADEMIC ALL-AMERICAN

1997.....	Tammi Reiss
-----------	-------------



ACADEMIC ALL-AMERICAN HALL OF FAME

VAL ACKERMAN



In June of 1999, Val Ackerman was inducted into the GTE Academic All-America Hall of Fame. Ackerman is a 1981 graduate of the University of Virginia where she was a four-year starter for the women's basketball team and a two-time Academic All-American selection. She graduated with high distinction and received the Jettie Hill Award for the highest grade-point average among UVa women athletes. Ackerman played basketball professionally for one year in France before attending law school at UCLA where she earned her degree in 1985. Following two years of work at the New York City law firm of Simpson Thacher & Bartlett, Ackerman was hired by the National Basketball Association (NBA) as a staff attorney in 1988. From 1990-92, she served as special assistant to NBA Commissioner David Stern before being named vice president of business affairs in 1994.

In August 1996, Ackerman was appointed president of the Women's National Basketball Association (WNBA). A member of the Board of Directors of USA Basketball, she was a driving force behind the creation of the 1995-96 USA Basketball Women's National Team that compiled a 60-0 record during a year-long tour against college and international opponents, and won the gold medal at the 1996 Summer Olympics in Atlanta. In March 2005, Ackerman became president of USA Basketball. She also serves on the board of the Naismith Memorial Basketball Hall of Fame.

Ackerman received the University of Virginia Distinguished Alumna Award in October of 1997. The UVa Women's Center established the annual award to honor a female UVa graduate who has demonstrated excellence, leadership, and extraordinary commitment to her field, and who used her talents as a positive force for change.





ALL-AMERICANS

11 • DONNA HOLT

GUARD • 5-5
Chicago, Ill. • 1985-88

HONORS

- Kodak All-American, 1987, 1988
- ACC Player of the Year, 1988
- All-ACC, 1986, 1987, 1988
- ACC All-Tournament Team, 1987, 1988
- ACC All-Tournament Team MVP, 1987
- ACC Player of the Week (twice)
- ACC Silver Anniversary Team
- VaSID All-State, 1988
- Second women's basketball player in school history to have her jersey retired

CAREER RECORDS

- No. 1 in steals (529)
- No. 3 in assists (561)
- No. 5 in free throws made (347)
- No. 9 in scoring (1634 points)

SEASON RECORDS

- No. 1 in FT percentage (.848), 1987
- No. 1 in steals (164), 1987
- No. 1 in steals as a sophomore (133), 1986
- No. 1 in steals as a junior (164), 1987
- No. 1 in steals as a senior (131), 1988
- No. 1 in 3-point FG percentage (.383), 1988
- No. 2 in steals (133), 1986
- No. 4 in steals (131), 1988
- No. 5 in assists (176), 1987
- No. 8 in assists (155), 1988
- No. 10 in steals (101), 1985

GAME RECORDS

- Tied for No. 1 in steals (10), 1-28-86

31 • WENDY PALMER

FORWARD • 6-2
Timberlake, N.C. • 1993-96

HONORS

- Kodak All-American, 1995, 1996
- Associated Press All-American, 1995, 1996
- USBWA All-American, 1995, 1996
- ACC Player of the Year, 1995, 1996
- All-ACC, 1994, 1995, 1996
- ACC All-Freshman Team, 1993
- ACC All-Tournament Team, 1994, 1995, 1996
- ACC Player of the Week (six times)
- ACC Rookie of the Week (three times)
- ACC Legend Inductee, 2005
- State Player of the Year, 1995, 1996
- VaSID All-State, 1994, 1995, 1996
- Richmond Times-Dispatch All-State, 1995, 1996
- Richmond Times-Dispatch Player of the Year, 1995

CAREER RECORDS

- No. 1 in rebounds (1,221)
- No. 3 in field goals (780)
- No. 2 in FG percentage (.552)
- No. 4 in points (1,918)
- No. 6 in scoring average (15.2)
- No. 6 in field goal attempts (1,412)
- No. 9 in free throws (327)
- No. 9 in steals (219)

SEASON RECORDS

- No. 1 in scoring (540), 1994
- No. 1 in scoring (546), 1995
- No. 1 in FG% as a freshman (.614), 1993
- No. 1 in FG% as a junior (.566), 1995
- No. 1 in rebounds as a junior (327), 1995
- No. 1 in rebounds as a senior (358), 1996
- No. 2 in FG percentage (.614), 1993
- No. 2 in rebounds (358), 1996
- No. 3 in rebounds (327), 1995
- No. 5 in field goals (227), 1995
- No. 5 in rebounds (323), 1994
- No. 9 in points (546), 1995
- No. 9 in scoring average (17.6)
- No. 10 in points (540), 1994

GAME RECORDS

- No. 1 in field goal percentage (100.0, 9-9 vs. Cleveland St., 1-29-95)
- No. 2 in points (39), 1-25-95

32 • TAMMI REISS

GUARD • 5-6
Eldred, N.Y. • 1989-92

HONORS

- All-Time Academic All-American, 1997
- Academic All-American, 1992
- Academic All-ACC, 1990, 1991, 1992
- Kodak All-American, 1991
- USBWA All-American, 1992
- All-ACC, 1989, 1990, 1991, 1992
- ACC All-Tournament Team, 1990, 1992
- ACC Player of the Week (three times)
- Richmond Times-Dispatch All-State, 1990, 1991

Career Records

- No. 1 in 3-point FG percentage (.416)
- No. 2 in free throws (437)
- No. 4 in points (1,842)
- No. 4 in three-pointers (139)
- No. 6 in scoring average (14.5)
- No. 7 in field goals (633)
- No. 7 in field goal percentage (.481)
- No. 8 in field goals attempted (1315)
- No. 9 in assists (380)

Season Records

- No. 1 in field goal percentage (.474), 1990
- No. 1 in 3-point FG percentage (.397), 1991
- No. 1 in free throws by a senior (145), 1992
- No. 1 in free throw percentage (.790), 1990
- No. 1 in free throw percentage (.815), 1992
- No. 2 in free throws (145), 1992
- No. 6 in free throws (128), 1990
- No. 8 in points (556), 1992

Game Records

- No. 1 in free throw percentage (1.000, 12-12 vs. Wake Forest, 1-24-91)



ALL-AMERICANS

24 • DAWN STALEY

GUARD • 5-6
Philadelphia, Pa. • 1989-92

HONORS

- Honda-Broderick Cup Award, 1991
- Champion USA Player of the Year, 1991, 1992
- WBCA Player of the Year, 1991, 1992
- Naismith Player of the Year, 1991, 1992
- USBWA Player of the Year, 1991, 1992
- Sports Illustrated Player of the Year, 1991
- Honda Basketball Sports Award, 1991
- Outstanding Phila. Amateur Athlete, 1991
- USBWA All-American, 1991, 1992
- Kodak All-American, 1990, 1991, 1992
- ACC Female Athlete of the Year, 1991, 1992
- ACC Player of the Year, 1991, 1992
- All-ACC, 1989, 1990, 1991, 1992
- MVP of the ACC Tournament, 1992
- ACC All-Tournament Team, 90, 91, 92
- VaSID Player of the Year, 1990, 91, 92
- VaSID All-State, 19990, 1991, 1992
- MVP of the NCAA Final Four, 1991
- Final Four All-Tournament Team, 91, 92
- MVP of NCAA Regional, 90, 91, 92
- NCAA Regional All-Tourn. Team, 90, 91, 92

Career Records

- No. 1 in points (2135)
- No. 1 in scoring average (16.3)
- No. 1 in field goal attempts (1637)
- No. 1 in free throws (505)
- No. 1 in assists (729)
- No. 2 in steals (454)
- No. 3 in field goals (753)

SEASON RECORDS

- No. 1 in scoring (18.5), 1989
- No. 1 in scoring (17.9), 1990
- No. 1 in 3-point percentage (.346), 1990
- No. 1 in free throws (147), 1989
- No. 1 in assists (235), 1991
- No. 1 in assists by a junior (235), 1991
- No. 1 in assists by a senior (209), 1992
- No. 1 in FG by a freshman (431), 1989
- No. 1 in FT by a freshman (147), 1989
- No. 1 in FT by a sophomore (132), 1990

Game Records

- No. 1 in points in an NCAA Tournament game (32 vs. Penn State, 3-18-90)
- No. 1 in steals (10 vs. Temple, 11-20-91)
- No. 3 in points (37 at Wake Forest, 2-8-89)

22 • MONICA WRIGHT

GUARD • 5-11
Woodbridge, Va. • 2007-10

HONORS

- First Team Associated Press All-American, 2010
- First Team WBCA State Farm Coaches All-American, 2010
- First Team USBWA All-American, 2010
- WBCA National Defensive Player of the Year, 2010
- ACC Player of the Year, 2010
- ACC Defensive Player of the Year, 2010
- VaSID Player of the Year, 2010
- Richmond Times-Dispatch State Player of the Year, 2010
- All-ACC, 2008-10
- ACC All-Tournament Team, 2008, 2010
- ACC Player of the Week (eight times)
- ACC Rookie of the Year, 2007

CAREER RECORDS

- No. 1 in scoring (2540)
- No. 1 in scoring average (19.1)
- No. 1 in field goals made (962)
- No. 1 in field goal attempts (2207)
- No. 1 in games with at least 25 points (28)

SEASON RECORDS

- No. 1 in scoring (734 points, 2010)
- No. 1 in scoring average (23.7, 2010)
- No. 1 in field goals made (271, 2009)
- No. 1 in field goal attempts (646, 2009)
- No. 1 in free throws made (163, 2010)

GAME RECORDS

- Tied for No. 1 in steals (10), 12-29-09



INDIVIDUAL AWARDS

NAISMITH PLAYER OF THE YEAR

Presented by the Atlanta Tipoff Club
 1991 Dawn Staley
 1992 Dawn Staley

FRANCIS POMEROY NAISMITH PLAYER OF THE YEAR

Outstanding Player under 5-6
 1993 Dena Evans

NAISMITH NATIONAL COACH OF THE YEAR

Presented by the Atlanta Tipoff Club
 1991 Debbie Ryan

USBWA PLAYER OF THE YEAR

1991 Dawn Staley
 1992 Dawn Staley

CHAMPION USA PLAYER OF THE YEAR

1991 Dawn Staley
 1992 Dawn Staley

WBCA PLAYER OF THE YEAR

1991 Dawn Staley
 1992 Dawn Staley

WBCA DEFENSIVE PLAYER OF THE YEAR

2010 Monica Wright

SPORTS ILLUSTRATED PLAYER OF THE YEAR

1991 Dawn Staley

HONDA BRODERICK AWARD

Collegiate Woman Athlete of the Year
 1991 Dawn Staley

HONDA BASKETBALL SPORTS AWARD

1991 Dawn Staley

GBALLMAG.COM NATIONAL FRESHMAN OF THE YEAR

2002 Brandi Teamer

ASSOCIATED PRESS ALL-AMERICA

1995 Wendy Palmer (2nd)
 1996 Wendy Palmer (2nd)
 1997 Tora Suber (HM)
 1999 DeMya Walker (HM)
 2008 Monica Wright (HM)
 2009 Monica Wright (HM)
 2010 Monica Wright (1st)

STATE FARM/WBCA ALL-AMERICA

1987 Donna Holt
 1988 Donna Holt
 1990 Dawn Staley
 1991 Dawn Staley
 1992 Tammie Reiss
 Dawn Staley
 1995 Wendy Palmer
 1996 Wendy Palmer
 2010 Monica Wright

KODAK DISTRICT ALL-AMERICA

1984 Cathy Grimes
 1986 Donna Holt
 Nancy Mayer
 1990 Dawn Staley
 1991 Tonya Cardoza
 Tammie Reiss
 Dawn Staley
 1992 Tammie Reiss
 Dawn Staley
 1993 Heather Burge
 1994 Wendy Palmer
 1995 Wendy Palmer
 1996 Wendy Palmer
 1998 DeMya Walker
 1999 DeMya Walker
 2000 Schuye LaRue
 Svetlana Volnaya
 2001 Schuye LaRue
 2008 Monica Wright
 2009 Monica Wright
 2010 Monica Wright

USBWA ALL-AMERICAN

1991 Dawn Staley
 1992 Dawn Staley
 Tammie Reiss (2nd)
 1995 Wendy Palmer
 1996 Wendy Palmer
 2010 Monica Wright

CONVERSE DISTRICT III COACH OF THE YEAR

1986 Debbie Ryan
 1987 Debbie Ryan

RICHMOND TIMES-DISPATCH ALL-STATE SELECTIONS

1995 Wendy Palmer
 1996 Wendy Palmer
 1997 Tora Suber
 1998 DeMya Walker
 1999 DeMya Walker
 Erin Stovall
 2000 Renee Robinson
 Schuye LaRue
 2001 Schuye LaRue
 2002 Brandi Teamer
 Telisha Quarles (HM)
 2003 Brandi Teamer
 Cherrise Graham (HM)
 2005 LaTonya Blue
 Brandi Teamer (HM)
 2007 Lyndra Littles
 Monica Wright
 2008 Monica Wright
 2009 Monica Wright (1st Team & Player of the Year)
 2010 Monica Wright

VA SID ALL-STATE SELECTIONS

1979 Valerie Ackerman (2ND)
 Jackie LaBerge (2nd)
 1980 Melissa Mahony (2nd)
 Chrissy Reese (2nd)
 1981 Melissa Mahony
 Linda Mitchell (2nd)
 Valerie Ackerman (2nd)
 1988 Donna Holt
 Daphne Hawkins
 Tonya Cardoza (2nd)
 1989 Tonya Cardoza
 Dawn Staley (2nd)
 Dawn Bryant (HM)
 1990 Heather Burge (2nd)
 Tammie Reiss
 Dawn Staley
 1991 Heather Burge
 Tonya Cardoza
 Tammie Reiss (2nd)
 Dawn Staley
 1992 Heather Burge (2nd)
 Dawn Staley
 1994 Wendy Palmer
 1995 Wendy Palmer
 Jenny Boucek
 1996 Wendy Palmer
 Tora Suber
 1997 Tora Suber
 1998 DeMya Walker
 Erin Stovall (2nd)
 2001 Schuye LaRue
 2002 Telisha Quarles
 Brandi Teamer
 2003 Brandi Teamer (2nd)
 Cherrise Graham (2nd)
 2005 LaTonya Blue
 Brandi Teamer (2nd)
 2006 Sharneé Zoll
 2007 Lyndra Littles
 Monica Wright (2nd)
 2008 Monica Wright
 Lyndra Littles (2nd)
 Aisha Mohammed (HM)
 Sharneé Zoll (HM)
 2009 Monica Wright
 Lyndra Littles
 Aisha Mohammed (2nd)
 2010 Monica Wright
 2011 Ataira Franklin (HM)
 Ariana Moorner (HM)
 2012 Ariana Moorner



INDIVIDUAL AWARDS

STATE PLAYER OF THE YEAR

- 1988 Daphne Hawkins
- 1991 Dawn Staley
- 1992 Dawn Staley
- 1995 Wendy Palmer
- 1996 Wendy Palmer
- 2001 Schuye LaRue
- 2002 Brandi Teamer
- 2009 Monica Wright
- 2010 Monica Wright

STATE ROOKIE OF THE YEAR

- 2002 Brandi Teamer
- 2007 Monica Wright
- 2011 Ataira Franklin

STATE COACH OF THE YEAR

- 1981 Debbie Ryan
- 1992 Debbie Ryan
- 1995 Debbie Ryan

CAVALIER OF THE YEAR

- 2001 Schuye LaRue
- 2002 Telisha Quarles
- 2003 LaTonya Blue
- 2004 LaTonya Blue
- 2005 Jocelyn Logan-Friend
- 2006 Tiffany Sardin
- 2007 Lyndra Littles
- 2008 Sharneé Zoll
Monica Wright
- 2009 Lyndra Littles
Aisha Mohammed
Monica Wright
- 2010 Monica Wright

BEST OFFENSIVE PLAYER

- 2001 Schuye LaRue
- 2002 Telisha Quarles
- 2003 Cherrise Graham
- 2004 LaTonya Blue
- 2005 LaTonya Blue
Brandi Teamer
- 2006 Tiffany Sardin
- 2007 Lyndra Littles
- 2008 Lyndra Littles
Monica Wright
- 2009 Lyndra Littles
Monica Wright
- 2010 Monica Wright
- 2011 -
- 2012 Ariana Mooror

BEST DEFENSIVE PLAYER

- 2001 Svetlana Volnaya
- 2002 Anna Crosswhite
- 2003 LaTonya Blue
- 2004 LaTonya Blue
- 2005 LaTonya Blue
Jocelyn Logan-Friend
- 2006 Sharneé Zoll
- 2007 Brenna McGuire
- 2008 Monica Wright
- 2009 Monica Wright
- 2010 Monica Wright
- 2011 -
- 2012 Lexie Gerson

BEST REBOUNDER

- 2012 Chelsea Shine

ROOKIE OF THE YEAR

- 2001 Anna Prillaman
- 2002 Brandi Teamer
- 2003 -
- 2004 Siedah Williams
- 2005 Sharneé Zoll
- 2006 Lyndra Littles
- 2007 Monica Wright
- 2008 Aisha Mohammed
- 2009 Chelsea Shine
- 2010 Simone Egwu
Telia McCall

MOST IMPROVED PLAYER

- 2001 Marcie Dickson
- 2002 Lynette O'Reggio
Liz Sahin
- 2003 Safiya Grant-Fairley
- 2004 Jocelyn Logan-Friend
- 2005 Takisha Granberry
Brenna McGuire
- 2006 Denesha Kenion
- 2007 Abby Robertson
Britnee Millner
- 2008 Paulisha Kellum
- 2009 Kelly Hartig
Kristen London
- 2010 Simone Egwu
Telia McCall
- 2011 -
- 2012 Telia McCall

LEADERSHIP AWARD

- 2001 Dean'na Mitchelson
Katie Tracy
- 2002 Kathy Allen
Anna Crosswhite
- 2005 Kate Kreager
Jocelyn Logan-Friend
- 2006 Tiffany Sardin
Sharneé Zoll
- 2007 Tara McKnight
Sharneé Zoll
- 2008 Sharneé Zoll
Tara McKnight
Monica Wright
- 2009 Monica Wright
- 2010 Monica Wright

UNSUNG HERO

- 2001 Anna Crosswhite
- 2002 Karen Jaeger
- 2003 Anna Crosswhite
- 2004 Anna Prillaman
- 2005 Tiffany Sardin
Siedah Williams
- 2006 Tara McKnight
Siedah Williams
- 2007 Siedah Williams
Paulisha Kellum
- 2008 Enongé Stovall
- 2009 Kristen London
- 2010 Jayna Hartig

PRESEASON CONDITIONING

- 2001 Svetlana Volnaya
- 2002 Telisha Quarles
- 2003 Liz Sahin
Jocelyn Logan-Friend
- 2004 Alisa Wulff
- 2005 Sharneé Zoll
- 2006 Brenna McGuire
- 2007 Jayna Hartig
- 2008 Lyndra Littles
- 2009 Chelsea Shine
- 2010 China Crosby

MVP IN PRACTICE

- 2002 Karen Jaeger
- 2004 Brenna McGuire
- 2005 Sharneé Zoll
- 2006 Tara McKnight
- 2007 Jayna Hartig
Monica Wright
- 2008 Monica Wright
- 2009 Monica Wright
- 2010 Monica Wright
- 2011 -
- 2012 Ataira Franklin

ACADEMIC AWARD

- 2012 Simone Egwu

BOB WILLIAMS AWARD

In honor of one of the most enthusiastic and supportive fans that Virginia Athletics and, in particular women's basketball, has ever know- Bob Williams- for achievement in academics and athletics.

- 2001 Elena Kravchenko
- 2002 Anna Crosswhite
- 2003 Liz Sahin
- 2004 Kate Kreager
- 2005 Jocelyn Logan-Friend
- 2006 Brenna McGuire
- 2007 Tara McKnight
- 2008 Paulisha Kellum
- 2009 Jayna Hartig
- 2010 Simone Egwu

ALUMNI SCHOLARSHIP

Presented to a member of the women's basketball team who best exemplifies the spirit and dedication that makes Virginia women's basketball successful.

- 2002 Anna Crosswhite
- 2003 Safiya Grant-Fairley
- 2004 Tiffany Sardin
- 2005 Sharneé Zoll
- 2006 Sharneé Zoll
- 2007 Tara McKnight
- 2008 Lyndra Littles
- 2009 Monica Wright
- 2010 Jayna Hartig

THOMAS J. RYAN SCHOLARSHIP ALUMNI SCHOLARSHIP

Presented to a hard-working player committed to success; a team player who shuns the spotlight in favor of her teammates; a player who believes in family values and shares those values with her team.

- 2002 Safiya Grant-Fairley
- 2003 Anna Crosswhite
- 2004 Kate Kreager
- 2005 Tiffany Sardin
- 2006 Siedah Williams
- 2007 Paulisha Kellum
- 2008 Aisha Mohammed
- 2009 Kelly Hartig
- 2010 Chelsea Shine




INDIVIDUAL AWARDS

COACHES' AWARD

For outstanding contributions to the team

- 2001 John Truslow (equipment)
Penny Rue
Bill Harmon
Jed Williams (radio)
- 2002 Kevin Nichols (administrative asst.)
Carol Callahan
Myron Ripley (radio)
Paul (bus driver)
- 2003 Howard Goodman (ITC)
Kristy Drobney (academic affairs)
Dr. Frank McCue
Phyllis Bowman
- 2004 David Bell (equipment)
Todd Goodale (video services)
Victoria Goodloe (strength coach)
Katie McFadden (marketing)
Trenton Good (Marriott)
- 2005 Cady Condyles (video)
Veronica Molina (Residence Inn)
Ed Nordenschild (strength coach)
Katie Purcell (head manager)
Chris Walters (team manager)
Tangy Williams (Director of Operations)
- 2006 Suzy Blakely (housekeeping)
Kim Bowles (housekeeping)
Elizabeth Brinkmann (marketing)
Michelle Ely (office manager)
Carol Gutman (Dean)
Matt Marlow (head manager)
Naomi Perkins (business operations)
Lisa Welch (asst. ticket manager)
Barbara Yowell (business operations)
- 2007 Angela Crock (academic affairs)
Reggie Garrett (marketing)
Betty Goodman
Sharlene Sajonas
Brian Sellers (equipment)
Andrew Sensi (head manager)
Kelly McCabe Sisk (academic affairs)
Dr. John McKnight
- 2008 Dr. Eric Carson
Matt Marlow (Video Coordinator)
Karie Russell (Administrative Assistant)
Matt Althoff (Equipment)
Mike Moraghan (Video Services)
Larry Johnson (WINA Radio)
Jay James (WINA Radio)
- 2009 Chris Easton
Natalie Fitzgerald (Academic Affairs)
Kyle Gravitt (Manager)
Johanna Kessler-Sandridge
Brenda Lambert
Paul Murata
Byron Smith
- 2010 Maurice Apprey
John T. Casteen III
Angel Cavenaugh
Lindsay Clark
Bethany Dannelly
Meryl Kahn
Matt Marlow
Marty Northcroft
Jackie Saunders
Stacy Fowler
Wanda Grooms





SCORING RECORDS

YEAR-BY-YEAR SCORING LEADERS

Year	Player	Class	Pos.	G	FG	3-FG	FT	Pts.	Avg
1974	Chris Dawson	Jr.	C	15	69	-	14	152	10.1
1975	Chris Dawson	Sr.	C	22	124	-	31	279	12.7
1976	Kathy Williams	Jr.	G	20	82	-	41	205	10.2
1977	Kathy Williams	Sr.	G	21	107	-	46	260	12.4
1978	Paula Shorten	So.	F/C	25	80	-	88	256	10.2
1979	Valerie Ackerman	So.	F	28	180	-	91	451	16.1
1980	Melissa Mahony	So.	G	32	203	-	85	491	15.3
1981	Melissa Mahony	Jr.	G	32	174	-	76	424	13.2
1982	Cathy Grimes	Fr.	F	28	156	-	73	385	13.8
1983	Cathy Grimes	So.	F	28	200	-	79	479	17.1
1984	Cathy Grimes	Jr.	F	29	216	-	108	540	18.6
1985	Nancy Mayer	So.	G/F	29	157	-	38	352	12.1
1986	Daphne Hawkins	So.	G	29	163	-	82	408	17.0
1987	Daphne Hawkins	Jr.	G	29	168	-	60	396	13.7
1988	Daphne Hawkins	Sr.	G	32	247	12	86	592	18.5
1989	Dawn Staley	Fr.	G	31	197	33	147	574	18.5
1990	Dawn Staley	So.	G	32	203	36	132	574	17.9
1991	Tonya Cardoza	Sr.	G/F	34	197	23	110	527	15.5
1992	Heather Burge	Jr.	C	34	255	0	75	585	17.2
1993	Heather Burge	Sr.	C	32	258	0	96	612	19.1
1994	Wendy Palmer	So.	F	32	221	1	97	540	16.9
1995	Wendy Palmer	Jr.	F	31	227	15	77	546	17.6
1996	Tora Suber	Jr.	G	33	193	61	135	582	17.6
1997	Tora Suber	Sr.	G	30	149	59	89	446	14.9
1998	DeMya Walker	Jr.	F	29	190	1	91	472	16.3
1999	DeMya Walker	Sr.	F	29	168	4	95	435	15.0
2000	Schuye LaRue	Fr.	F	34	198	11	83	490	14.4
2001	Schuye LaRue	So.	F/C	32	242	13	83	580	18.1
2002	Telisha Quarles	Sr.	G	30	166	51	89	472	15.7
2003	Cherrise Graham	So.	G	29	133	32	132	430	14.8
2004	Brandi Teamer	Jr.	F	24	105	4	61	275	11.5
2005	Brandi Teamer	Sr.	F	32	156	3	92	407	12.7
2006	Siedah Williams	Jr.	C	32	149	1	78	377	11.8
2007	Lyndra Littles	So.	F	34	218	0	153	589	17.3
2008	Monica Wright	So.	G	34	228	41	101	598	17.6
2009	Monica Wright	Jr.	G	34	271	37	117	696	20.5
2010	Monica Wright	Sr.	G	31	270	31	163	734	23.7
2011	Ariana Moorner	Jr.	G	33	107	9	97	320	9.7
2012	Ariana Moorner	Sr.	G	36	170	20	158	518	14.4

CAREER DOUBLE-DOUBLES

DD	Player	Games
58	Wendy Palmer (1993-96)	126
42	Cathy Grimes (1982-85)	114
32	Schuye LaRue (2000-01)	66
32	DeMya Walker (1996-99)	122
32	Schuye LaRue (1999-01)	66
30	Heather Burge (1990-93)	135
29	Lyndra Littles (2005-2009)	120
28	Aisha Mohammed (2007-09)	63
25	Dawn Staley (1989-92)	131
24	Brandi Teamer (2001-05)	116
14	Heidi Burge (1990-93)	134
13	Monica Wright (2006-10)	133
11	Siedah Williams (2004-07)	125
	Sharneé Zoll (2005-2008)	98
9	Val Ackerman (1978-81)	116
9	Tonya Cardoza (1987-91)	121

CAREER TRIPLE-DOUBLES

TD	Player	Games
2	Dawn Staley (1989-92)	131

NO. OF 25 POINT GAMES

- 28 Monica Wright
- 12 Lyndra Littles
- 11 Heather Burge
- Cathy Grimes
- 10 Dawn Staley
- 9 Daphne Hawkins
- Donna Holt
- Wendy Palmer
- 7 Schuye LaRue
- Tora Suber
- 6 Tonya Cardoza
- 4 LaTonya Blue
- Brandi Teamer
- Erin Stovall
- 3 Val Ackerman
- Cherrise Graham
- Melissa Mahony
- Telisha Quarles
- Svetlana Volnaya
- DeMya Walker
- 2 Siedah Williams
- Chris Dawson
- Monick Foote
- Nancy Mayer
- Tammi Reiss
- 1 Paulisha Kellum
- Chelsea Shine
- Aisha Mohammed
- Dawn Bryant
- Jeffra Gausepohl
- Martha Greer
- Lisa Hosac
- Jackie LaBerge
- Sallie Lewis
- Mimi McKinney
- Jill McKone
- Linda Mitchell
- Kathy Williams
- China Crosby
- Ataira Franklin

30-POINT CLUB

- 48 Mimi McKinney at North Carolina, 1-15-98
- 39 Monica Wright at Boston College, 1-21-10
- 39 Wendy Palmer vs. Maryland, 1-25-95
- 37 Dawn Staley at Wake Forest, 2-8-89
- 36 Cherrise Graham vs. North Carolina, 3-9-03
- 35 Tora Suber vs. North Carolina, 1-27-97
- Tonya Cardoza vs. Fordham, 12-28-88
- 35 Monica Wright at Tennessee, 11-17-08
- 34 Monica Wright vs. Green Bay, 3-21-10
- Monica Wright at Maryland, 2-8-10
- Heather Burge at Virginia Tech, 12-8-93
- Dawn Staley vs. Maryland, 2-15-89
- 33 Monica Wright vs. #20 North Carolina, 2-15-10
- Lyndra Littles vs. Louisiana Tech, 12-29-08
- Schuye LaRue vs. Hampton, 2-19-01
- Nancy Mayer vs. Clemson, 2-26-86
- 32 Monica Wright vs. NC State, 3-5-10
- Lyndra Littles vs. Clemson, 3-1-07
- Heather Burge vs. Georgia Tech, 1-23-93
- Heather Burge vs. West Virginia, 11-23-91
- Dawn Staley at Penn State, 1-6-90
- Daphne Hawkins at Clemson, 2-20-88
- Daphne Hawkins at Virginia Tech, 12-8-87
- Melissa Mahony vs. Wm. & Mary, 2-4-80
- 31 Monica Wright vs. Purdue, 12-3-09

- Monica Wright vs. Manhattan, 11-15-09
- Monica Wright at Marquette, 11-29-08
- Monica Wright vs. North Carolina, 3-8-08
- Lyndra Littles vs. Georgia Tech, 3-2-08
- Daphne Hawkins vs. Old Dominion, 12-3-85
- 30 Monica Wright vs. James Madison, 12-6-09
- Lyndra Littles vs. Maryland, 1-30-09
- Tora Suber vs. Clemson, 3-2-96
- Heather Burge vs. Ohio State, 3-27-93
- Tonya Cardoza at N.C. State, 1-12-91
- Heather Burge vs. Canisius, 11-26-91
- Heather Burge at Virginia Tech, 1-3-90
- Cathy Grimes vs. Penn State, 12-3-83



SCORING RECORDS

POINTS SCORED

Individual – Game

48	Mimi McKinney at North Carolina, 1-15-98
39	Monica Wright at Boston College, 1-21-10
39	Wendy Palmer vs. Maryland, 1-25-95
37	Dawn Staley at Wake Forest, 2-8-89
36	Cherrise Graham vs. North Carolina, 3-9-03
35	Monica Wright at Tennessee, 11-17-08
35	Tora Suber vs. North Carolina, 1-27-97
35	Tonya Cardoza vs. Fordham, 12-28-88
34	Monica Wright vs. Green Bay, 3-21-10
34	Monica Wright at Maryland, 2-8-10
34	Heather Burge at Virginia Tech, 12-8-93
34	Dawn Staley vs. Maryland, 2-15-89
33	Lyndra Littles vs. Louisiana Tech, 12-29-08
33	Schuye LaRue vs. Hampton, 2-19-01
33	Nancy Mayer vs. Clemson, 2-22-86
32	Monica Wright vs. NC State, 3-5-10
32	Lyndra Littles vs. Clemson, 3-1-07
32	Heather Burge vs. Georgia Tech, 1-23-93
32	Heather Burge vs. West Virginia, 11-23-91
32	Dawn Staley at Penn State, 1-6-90
32	Daphne Hawkins at Virginia Tech, 12-8-87
32	Daphne Hawkins at Clemson, 2-20-88
32	Melissa Mahony vs. William & Mary, 2-4-80
Freshman: 37 Dawn Staley at Wake Forest, 2-8-89	
Sophomore: 36 Cherrise Graham vs. North Carolina, 3-9-03	
Junior: 35 Monica Wright at Tennessee, 11-17-08	
35 Tonya Cardoza vs. Fordham, 12-28-88	
Senior: 48 Mimi McKinney at UNC, 1-15-98	

Individual – Half

25 Monica Wright at Boston College, 1-21-10

Team – Half

65 vs. Cleveland State, 11-29-95

Team – Game

123 vs. NC State (3ot), 1-12-91
120 vs. Cleveland State, 11-29-95

Team – Season

3012 - 1991

Individual – Season

Pts.	Player	Games
734	Monica Wright (2010)	31
696	Monica Wright (2009)	34
612	Heather Burge (1993)	32
598	Monica Wright (2008)	34
592	Daphne Hawkins (1988)	32
589	Lyndra Littles (2007)	34
585	Heather Burge (1992)	34
582	Tora Suber (1996)	33
580	Schuye LaRue (2001)	32

574	Dawn Staley (1989)	31
574	Dawn Staley (1990)	32
556	Tammi Reiss (1992)	34
546	Wendy Palmer (1995)	31
Freshman: 574 Dawn Staley (1989) 31		
Sophomore: 598 Monica Wright (2008) 34		
Junior: 696 Monica Wright (2009) 34		
Senior: 734 Monica Wright (2010) 31		

Individual – Career

Pts.	Player	Games
2540	Monica Wright (2006-10)	133
2135	Dawn Staley (1989-92)	131
2058	Heather Burge (1990-93)	135
1918	Wendy Palmer (1993-96)	126
1876	Lyndra Littles (2005-09)	120
1842	Tammi Reiss (1989-92)	127
1767	Tora Suber (1994-97)	127
1745	Cathy Grimes (1982-85)	114
1634	Donna Holt (1985-88)	121
1622	Tonya Cardoza (1987-91)	121
1583	DeMya Walker (1996-99)	122
1538	Daphne Hawkins (1984-88)	111
1520	Brandi Teamer (2002-05)	116
1466	Nancy Mayer (1984-87)	117
1400	Melissa Mahony (1979-82)	120
1323	Telisha Quarles (1999-02)	122
1316	Val Ackerman (1978-81)	116
1315	Monick Foote (1995-99)	109
1297	Ariana Moorer (2008-2012)	133
1191	Heidi Burge (1990-93)	134
1169	Sharneé Zoll (2005-08)	132
1138	Dena Evans (1990-93)	134

SCORING AVERAGE

Individual – Season

Avg.	Player	G	Pts.
23.7	Monica Wright (2010)	31	734
20.5	Monica Wright (2009)	34	696
19.9	Lyndra Littles (2009)	25	497
19.1	Heather Burge (1993)	32	612
18.6	Cathy Grimes (1984)	29	540
18.5	Dawn Staley (1989)	31	574
18.5	Daphne Hawkins (1988)	32	592
18.2	Tonya Cardoza (1989)	26	472
18.1	Schuye LaRue (2001)	32	580
17.9	Dawn Staley (1990)	32	574
17.6	Monica Wright (2008)	34	598
17.6	Tora Suber (1996)	33	582
17.6	Wendy Palmer (1995)	31	546
17.3	Lyndra Littles (2007)	34	589
Freshman: 18.5 Dawn Staley (1989) 31 574			
Sophomore: 18.1 Schuye LaRue (2001) 32 580			
Junior: 20.5 Monica Wright (2009) 34 696			
Senior: 23.7 Monica Wright (2010) 31 734			

Individual – Career

Avg.	Year	G	Pts
19.1	Monica Wright (2006-10)	133	2540
16.3	Dawn Staley (1989-92)	131	2135
16.2	Schuye LaRue (1999-01)	66	1070
15.6	Lyndra Littles (2005-09)	120	1876
15.3	Cathy Grimes (1982-85)	114	1745
15.2	Wendy Palmer (1993-96)	126	1918
15.2	Heather Burge (1990-93)	135	2058
14.5	Tammi Reiss (1989-92)	127	1842
13.9	Daphne Hawkins (1985-88)	111	1538
13.9	Tora Suber (1994-97)	127	1767
13.5	Donna Holt (1985-88)	121	1634

Team – Season

Avg.	Year	G	Pts
88.6	1991	34	3012
82.0	1992	34	2788
81.1	1993	32	2595
80.0	1989	31	2480
79.0	1986	29	2292

GAMES PLAYED

Games Player

136	Chelsea Shine (2008-2012)
135	Heather Burge (1990-93)
134	Sharneé Zoll (2005-08)
134	Heidi Burge (1990-93)
134	Dena Evans (1990-93)
133	Paulisha Kellum (2006-08, 09-11)
133	Monica Wright (2006-10)
133	Ariana Moore (2008-2012)
131	Dawn Staley (1989-92)
130	Charleata Beale (1992-95)
127	Brenna McGuire (2004-07)
127	Tammi Reiss (1989-92)
127	Jenny Boucek (1993-96)
127	Tora Suber (1994-97)
126	Wendy Palmer (1993-96)
123	Siedah Williams (2004-07)
123	Dawn Bryant (1986-89)

MISCELLANEOUS RECORDS

Largest Victory Margin

85 vs. Alabama St., 12-29-96 (106-21)

Largest Defeat Margin

54 James Madison, 2-15-77 (88-34)

Longest Win Streak

20 1986

Longest Home Win Streak (U-Hall)

61 1-18-92 to 1-2-96

Longest Home Win Streak (JPJA)

12 2-21-08 to 1-11-09

Most Victories in a Season

32 1992 (32-2)

Highest Scoring Average

88.6 1991 (3012 points, 34 games)

Lowest Opponent Average

38.0 1974 (570 points, 15 games)

Highest Rebound Average

48.6 1975 (1070, 22 games)

Most Consecutive FGM

11 Melissa Mahony, 1980
11 Wendy Palmer, 1995

Most Consecutive FTM

41 Monica Wright, 2010

Most Consecutive Games

135 Heather Burge, 1989-93

Most Victories Played In

118 Heather Burge, 1989-93

Most Virginia Points

124 at NC State (3ot), 1-12-91

Fewest Virginia Points

24 vs. VCU 2-23-74

Fewest Opponent Points

19 by Mary Washington, 12-2-75

Most Opponent Points

120 by NC State, 1-12-91, (3ot)

105 by Georgia Tech, 1-21-89

Most Points by Two Teams

243 at NC State (3ot), 1-12-91



FIELD GOAL RECORDS

YEAR-BY-YEAR FIELD GOAL PERCENTAGE LEADERS

Year	Player	Cl.	Pos.	G.	M-A	Pct.
1974	Chris Dawson	Jr.	C.	15	69-170	.406*
1975	Chris Dawson	Sr.	C.	22	124-303	.409*
1976	Mimi Hoffman	So.	F.	20	85-251	.337*
1977	Marilyn Beery	So.	F.	21	106-306	.346
1978	Martha Greer	So.	G.	25	104-221	.471*
1979	Val Ackerman	So.	F.	28	180-392	.459
1980	Melissa Mahony	So.	G.	32	203-408	.498
1981	Melissa Mahony	Jr.	G.	32	174-382	.455
1982	Cathy Grimes	Fr.	F.	28	156-290	.538
1983	Cathy Grimes	So.	F.	28	200-396	.505
1984	Cathy Grimes	Jr.	F.	29	216-391	.552
1985	Nancy Mayer	So.	G/F.	29	157-314	.500
1986	Daphne Hawkins	So.	G.	24	163-320	.509
1987	Nancy Mayer	Sr.	F.	31	172-352	.489
1988	Daphne Hawkins	Sr.	G.	32	247-507	.487
1989	Tonya Cardoza	Jr.	G/F.	26	184-392	.469
1990	Tammi Reiss	So.	G.	32	166-350	.474
1991	Tonya Cardoza	Sr.	G/F.	34	197-362	.544
1992	Heather Burge	Jr.	C.	34	255-460	.554
1993	Heather Burge	Sr.	C.	32	258-414	.623
1994	Wendy Palmer	So.	F.	32	221-389	.568
1995	Wendy Palmer	Jr.	F.	31	227-401	.566
1996	Wendy Palmer	Sr.	F.	32	176-368	.478
1997	DeMya Walker	So.	F.	31	165-276	.598
1998	DeMya Walker	Jr.	F.	29	190-344	.552
1999	DeMya Walker	Sr.	F.	29	168-306	.549
2000	Schuye LaRue	Fr.	F.	34	198-342	.579
2001	Schuye LaRue	So.	F/C.	32	242-508	.476
2002	Brandi Teamer	Fr.	F.	30	171-386	.443
2003	Brandi Teamer	So.	F.	30	156-336	.464
2004	Kate Kreager	Jr.	F.	29	87-167	.521*
2005	Brandi Teamer	Sr.	F.	32	156-323	.483*
2006	Siedah Williams	Jr.	C.	32	149-297	.502*
2007	Siedah Williams	Sr.	C.	34	120-242	.496*
2008	Aisha Mohammed	Jr.	C.	34	181-327	.554
2009	Aisha Mohammed	Sr.	C.	30	152-297	.512
2010	Monica Wright	Sr.	G.	31	270-605	.446
2011	Simone Egwu	So.	C.	35	75-155	.484*
2012	Jazmin Pitts	Jr.	C.	34	62-135	.459*

(minimum 5 FGM per game) *indicates no one met minimum standard that year

FIELD GOALS MADE

Individual – Game
18 Wendy Palmer vs. Maryland
1-25-95 (18-20)

Individual – Season	FGA
FGM Player	
271 Monica Wright (2009)	646
270 Monica Wright (2010)	605
258 Heather Burge (1993)	414
255 Heather Burge (1992)	460
247 Daphne Hawkins (1988)	507
242 Schuye LaRue (2001)	508
228 Monica Wright (2008)	487
227 Wendy Palmer (1995)	401
221 Wendy Palmer (1994)	389
218 Lyndra Littles (2007)	446
216 Cathy Grimes (1984)	391

Individual – Career	FGA
FGM Player	
962 Monica Wright (2006-10)	2207
866 Heather Burge (1990-93)	1587
780 Wendy Palmer (1993-96)	1412
753 Dawn Staley (1989-92)	1637
708 Cathy Grimes (1982-85)	1342
682 Lyndra Littles (2005-09)	1491
635 Daphne Hawkins (1985-88)	1310
633 Nancy Mayer (1983-87)	1268
633 Tammi Reiss (1989-92)	1315
630 Tonya Cardoza (1987-91)	1319
629 DeMya Walker (1996-99)	1129

Freshman: 198 Schuye LaRue (2000) 342
Sophomore: 242 Schuye LaRue (2001) 508
Junior: 271 Monica Wright (2009) 646
Senior: 270 Monica Wright (2010) 605

Team – Game
54 vs. Cleveland State, 11-29-95

Team – Season
1131 1991 (1131-2337)

FIELD GOALS ATTEMPTED

Individual – Game
32 Monica Wright vs. James Madison, 12-6-09

Individual – Season	Made
646 Monica Wright (2009)	271
605 Monica Wright (2010)	270
508 Schuye LaRue (2001)	242
507 Daphne Hawkins (1988)	247
487 Monica Wright (2008)	228
469 Monica Wright (2007)	193
463 Ariana Moore (2012)	170
460 Heather Burge (1992)	255
449 Dawn Staley (1990)	203
446 Lyndra Littles (2007)	446
433 Telisha Quarles (2002)	166
431 Dawn Staley (1989)	197

Individual – Career **Made**
2207 Monica Wright (2006-10) 962
1637 Dawn Staley (1989-92) 753
1587 Heather Burge (1990-93) 866

1491 Lyndra Littles (2005-09) 682
1421 Tora Suber (1994-97) 601
1412 Wendy Palmer (1993-96) 780
1393 Donna Holt (1985-88) 619
1342 Cathy Grimes (1982-85) 708
1319 Tonya Cardoza (1987-91) 630
1315 Tammi Reiss (1989-92) 633
1310 Daphne Hawkins (1985-88) 635
Freshman: 469 Monica Wright (2007) 193
Sophomore: 508 Schuye LaRue (2001) 242
Junior: 646 Monica Wright (2009) 271
Senior: 605 Monica Wright (2010) 270

Team – Game **Made**
103 vs. NC State (3ot), 1-12-91 46
93 vs. Georgia Tech, 11-24-85 36

Team – Season **Made**
2337 1991 1131

FIELD GOAL PERCENTAGE

Individual – Game 100.0
9-9, Schuye LaRue vs. Washington, 11-28-99
9-9, DeMya Walker vs. Towson, 12-11-98
9-9, Wendy Palmer vs. Cleveland St., 11-29-95

Individual – Season (min. 150 fgm) M-A
.623 Heather Burge (1993) 258-414
.614 Wendy Palmer (1993) 156-254
.598 DeMya Walker (1997) 165-276
.579 Schuye LaRue (2000) 198-342
.568 Wendy Palmer (1994) 221-389
.566 Wendy Palmer (1995) 227-401
.554 Aisha Mohammed (2008) 181-327
.554 Heather Burge (1992) 255-460
.552 Cathy Grimes (1984) 216-391
.552 DeMya Walker (1998) 190-344
.549 DeMya Walker (1999) 168-306
.544 Tonya Cardoza (1981) 197-362

Freshman: 614 Wendy Palmer (1993) 156-254
Sophomore: .598 DeMya Walker (1997) 165-276
Junior: .566 Wendy Palmer (1995) 227-401
Senior: .623 Heather Burge (1993) 258-414

Individual – Career (min. 600 fgm) M-A
.557 DeMya Walker (1996-99) 629-1129
.552 Wendy Palmer (1993-96) 780-1412
.546 Heather Burge (1990-93) 866-1587
.528 Cathy Grimes (1982-85) 708-1342
.499 Nancy Mayer (1983-87) 633-1268
.485 Daphne Hawkins (1985-88) 635-1310
.481 Tammi Reiss (1989-92) 633-1315
.578 Tonya Cardoza (1987-91) 630-1319
.460 Dawn Staley (1989-92) 753-1637
.457 Lyndra Littles (2005-09) 682-1491

Team – Game **M-A**
.700 vs. Wake Forest, 1-7-87 42-60

Team – Season **M-A**
.502 1984 907-1805



THREE-POINT FIELD GOAL RECORDS

YEAR-BY-YEAR 3-POINT FG PERCENTAGE LEADERS

Year	Player	Cl.	Pos.	G	3-FGM	3-FGA	Pct.
1988	Donna Holt	Sr.	G	32	49	128	.383
1989	Amy Fuller	Fr.	G/F	22	23	49	.469
1990	Dawn Staley	So.	G	32	36	104	.346
1991	Tammi Reiss	Jr.	G	34	48	121	.397
1992	Dena Evans	Jr.	G	34	35	85	.412
1993	Dena Evans	Sr.	G	31	46	157	.293
1994	Tora Suber	Fr.	G	32	57	154	.370
1995	Monick Foote	Fr.	G/F	25	43	98	.439
1996	Tora Suber	Jr.	G	33	61	170	.359
1997	Monick Foote	Jr.	G/F	29	38	113	.336
1998	Kate Mooney	Jr.	G/F	29	45	139	.324
1999	Erin Stovall	Jr.	G	29	46	146	.315
2000	Svetlana Volnaya	Jr.	F	33	54	126	.429
2001	Svetlana Volnaya	Sr.	F	31	49	109	.450
2002	Anna Prillaman	So.	G	30	57	125	.456
2003	Cherrise Graham	So.	G	29	32	92	.348
2004	Anna Prillaman	Sr.	G	29	59	153	.386
2005	Brenna McGuire	So.	G	32	59	174	.339
2006	Sharneé Zoll	So.	G	32	35	92	.380
2007	Brenna McGuire	Sr.	G	34	62	179	.346
2008	Lyndra Littles	Jr.	F	30	17	44	.386
2009	Lyndra Littles	Sr.	F	25	26	60	.433
2010	Monica Wright	Sr.	G	31	31	99	.313
2011	Ataira Franklin	Fr.	G	35	43	90	.478
2012	Ataira Franklin	So.	G	36	53	165	.321

3-POINT FG MADE

Individual – Half

- 5 Anna Prillaman (2nd half) vs. Georgia Tech, 2-11-02
- 5 Anna Prillaman (2nd half) at Maryland, 1-17-02
- 5 Mimi McKinney (2nd half) vs. North Carolina, 1-15-98

Individual – Game

- 7 (7-12), Mimi McKinney vs. North Carolina, 1-15-98
 - 7 (7-14), Kate Mooney vs. Florida State, 2-1-98
 - 7 (7-12)*, Monick Foote vs. Florida, 3-18-95
- * NCAA Tournament record

Individual – Season

3FGM	Player	G	FGA
63	Telisha Quarles (2001)	32	180
63	Telisha Quarles (2000)	34	171
62	Brenna McGuire (2007)	34	179
61	Tora Suber (1996)	33	170
59	Brenna McGuire (2005)	32	59
59	Anna Prillaman (2004)	29	153
59	Tora Suber (1997)	30	177
57	Anna Prillaman (2002)	30	125
57	Tora Suber (1994)	32	154
54	Svetlana Volnaya (2000)	33	126
53	Mimi McKinney (1998)	28	168
51	Telisha Quarles (2002)	30	162
Freshman: 57 Tora Suber (1994) 32 154			
Sophomore: 63 Telisha Quarles (2000) 34 171			
Junior: 63 Telisha Quarles (2001) 32 180			
Senior: 62 Brenna McGuire (2007) 34 179			

Individual – Career

3FGM	Player	3FGA
220	Tora Suber (1994-97)	666
196	Brenna McGuire (2004-07)	587
187	Telisha Quarles (1998-02)	545
181	Anna Prillaman (2001-04)	451
139	Tammi Reiss (1989-92)	334
134	Dena Evans (1990-93)	370
132	Monica Wright (2006-10)	439
131	Dawn Staley (1989-92)	371
124	Svetlana Volnaya (1998-01)	315
121	Monick Foote (1995-99)	326
91	Kate Mooney (1995-98)	282
91	Mimi McKinney (1995-98)	288

Team – Game

- 14 (14-24) at Rider, 1-2-08

Team – Season

- 189 2001 (189-516, .366)

3-POINT FG ATTEMPTS

Individual – Half

- 9 Donna Holt vs. Clemson, 2-20-88, 2nd half

Individual – Game

- 14 Kate Mooney vs. Florida State, 2-1-98
- 14 Telisha Quarles vs. Michigan, 3-17-01

Individual – Season 3FG

- 180 Telisha Quarles (2001) 63

Individual – Career 3FGM

- 666 Tora Suber (1994-97) 220

Team – Game

- 29 (10-29) vs. Michigan, 3-17-01

Team – Season

- 541 2000 (180-541, .333)

3-POINT FG PERCENTAGE

Individual – Game

- 1.000 (5-5) Kate Mooney vs. Virginia Tech, 2-6-97
- (5-5) Tammi Reiss vs. Virginia Tech, 11-28-90
- (5-5) Donna Holt vs. St. John's, 3-19-88

Individual – Season

- .478 (43-90) Ataira Franklin, 2010-11

Individual – Career

- .416 (139-334) Tammi Reiss, 1989-92

Team – Game

- .857 (6-7) vs. St. John's, 1988

Team – Season

- .371 1991 (135-364)



FREE THROW & ASSIST RECORDS

YEAR-BY-YEAR FREE THROW PCT. LEADERS

Year	Player	Cl.	Pos.	G	FTM	FTA	Pct.
1974	Kathy Williams	Fr.	G	15	22	34	.647*
1975	Kathy Williams	So.	G	22	46	62	.742*
1976	Amy Easter	So.	F	20	27	43	.628*
1977	Paula Shorten	Fr.	F/C	21	61	93	.656
1978	Paula Shorten	So.	F/C	25	88	135	.652
1979	Valerie Ackerman	So.	F	28	91	122	.746
1980	Melissa Mahony	So.	G	32	85	101	.842
1981	Melissa Mahony	Jr.	G	32	76	90	.844*
1982	Cathy Grimes	Fr.	F	28	73	105	.695
1983	Cathy Grimes	So.	F	28	78	111	.711
1984	Cathy Grimes	Jr.	F	29	108	149	.725
1985	Daphne Hawkins	Fr.	G	26	28	33	.848*
1986	Daphne Hawkins	So.	G	24	82	101	.812
1987	Donna Holt	Jr.	G	31	84	99	.848
1988	Donna Holt	Sr.	G	32	95	116	.819
1989	Dawn Staley	Fr.	G	31	147	177	.831
1990	Tammi Reiss	So.	G	32	128	162	.790
1991	Dawn Staley	Jr.	G	34	108	131	.824
1992	Tammi Reiss	Sr.	G	34	145	178	.815
1993	Dena Evans	Sr.	G	31	66	83	.795
1994	Jeffra Gausepohl	So.	C	32	100	139	.719
1995	Jeffra Gausepohl	Jr.	C	32	72	104	.692*
1996	Tora Suber	Jr.	G	33	135	178	.758
1997	Tora Suber	Sr.	G	31	89	118	.754
1998	Mimi McKinney	Sr.	G	28	81	106	.764
1999	Erin Stovall	Jr.	G	29	81	107	.757
2000	Svetlana Volnaya	Jr.	F	33	105	139	.755
2001	Schuye LaRue	So.	F/C	32	83	116	.716
2002	Telisha Quarles	Sr.	G	30	89	110	.809
2003	Cherrise Graham	So.	G	29	132	163	.810
2004	LaTonya Blue	Jr.	G	28	69	86	.802
2005	LaTonya Blue	Sr.	G	30	89	119	.748
2006	Sharneé Zoll	So.	G	32	82	109	.752
2007	Monica Wright	Fr.	G	34	103	135	.763
2008	Lyndra Littles	Jr.	F	34	122	158	.772
2009	Lyndra Littles	Sr.	F	25	129	159	.811
2010	Monica Wright	Sr.	G	31	163	201	.811
2011	Ariana Moorer	Jr.	G	33	97	132	.735
2012	Ariana Moorer	Sr.	G	36	158	203	.778

(min. 2.5 FTM per game)

*indicates no one met minimum

FREE THROWS MADE

Individual – Game

16 Cathy Grimes vs. Maryland, 1-31-84 (16-18)

Individual – Season

FTM	Player	G	FTA
163	Monica Wright (2010)	31	201
153	Lyndra Littles (2007)	34	202
147	Dawn Staley (1989)	31	177
145	Tammi Reiss (1992)	34	178
135	Tora Suber (1996)	33	178
132	Cherrise Graham (2003)	29	163
132	Dawn Staley (1990)	32	169
129	Lyndra Littles (2009)	34	159
128	Tammi Reiss (1990)	31	162
122	Lyndra Littles (2008)	34	182
118	Dawn Staley (1992)	34	146
117	Monica Wright (2009)	34	157
110	Tonya Cardoza (1991)	34	144
108	Dawn Staley (1991)	34	131
108	Cathy Grimes (1984)	29	149
Freshman:	147 Dawn Staley (1989)	31	177
Sophomore:	153 Lyndra Littles (2007)	34	202
Junior:	135 Tora Suber (1996)	33	178
Senior:	163 Monica Wright (2010)	31	201

Individual – Career

FTM	Player	FTA
505	Dawn Staley (1989-92)	623
484	Monica Wright (2006-10)	630
470	Lyndra Littles (2005-09)	636
437	Tammi Reiss (1989-92)	552
347	Donna Holt (1984-88)	429
345	Tora Suber (1994-97)	472
338	Tonya Cardoza (1987-91)	500
329	Cathy Grimes (1982-85)	456
327	Wendy Palmer (1993-96)	562
326	Heather Burge (1990-93)	640
320	DeMya Walker (1996-99)	493

Team – Game

35 vs. Georgia Tech, 3-2-08 (35-46)

Team – Season

615 1991 (615-915)

FREE THROW ATTEMPTS

Individual – Game

20 Brandi Teamer at Wake Forest, 1-6-05 (11-20)

Individual – Season

192 Heather Burge, 1993 (96-192)

Individual – Career

640 Heather Burge, 1989-93 (326-640)

Team – Game

54 at Wake Forest, 1-6-05 (26-54)

Team – Season

915 1991 (615-915)

FREE THROW PERCENTAGE

Individual – Game

1.000 (12-12) Monica Wright vs. Florida State, 1-23-09

1.000 (12-12) Mimi McKinney vs. Clemson, 3-1-97

1.000 (12-12) Tammi Reiss vs. Wake Forest, 1-24-91

1.000 (11-11) Sharneé Zoll vs. Wake Forest, 1-11-07

1.000 (11-11) Monica Wright vs. North Carolina, 2-15-10

Individual – Season

84.8 (84-89) Donna Holt, 1987

Individual – Career

83.1 (241-290) Melissa Mahony, 1978-82

Team – Game

1.000 (14-14) vs. Memphis State, 3-15-87

Team – Season

.736 2010 (522-709)

ASSISTS

Individual – Game

14 Dena Evans vs. Maryland, 2-23-93

Individual – Season

AST	Player	G
235	Dawn Staley (1991)	34
216	Sharneé Zoll (2008)	34
209	Sharneé Zoll (2007)	34
209	Dawn Staley (1992)	34
209	Dena Evans (1993)	31
201	Sharneé Zoll (2006)	32
176	Donna Holt (1987)	31
164	Renee Robinson (2000)	34
159	Sharneé Zoll (2005)	32
155	Donna Holt (1988)	32
144	Dawn Staley (1989)	31
143	Tora Suber (1995)	32
Freshman:	159 Sharneé Zoll (2005)	32
Sophomore:	201 Sharneé Zoll (2006)	32
Junior:	235 Dawn Staley (1991)	34
Senior:	216 Sharneé Zoll (2008)	34

Individual – Career

AST	Player	G
785	Sharneé Zoll (2005-2008)	132
729	Dawn Staley (1989-92)	131
561	Donna Holt (1985-88)	121
528	Dena Evans (1990-93)	134
504	Tora Suber (1994-97)	127
438	LaTonya Blue (2002-05)	119
420	Nancy Mayer (1984-87)	117
397	Jenny Boucek (1993-96)	127
390	Renee Robinson (1997-00)	121
380	Tammi Reiss (1989-92)	127

Team – Game

37 vs. Cleveland State, 11-29-95

Team – Season

652 1991



REBOUND, BLOCK & STEAL RECORDS

YEAR-BY-YEAR REBOUNDING LEADERS

Year	Player	Cl.	Pos.	G	REB	AVG
1974	Chris Dawson	Jr.	C	15	192	12.8
1975	Leslie Berens	Sr.	F	22	278	12.6
1976	Mimi Hoffman	So.	F	20	152	7.6
1977	Barbara Stenzel	So.	F	21	155	7.4
1978	Paula Shorten	So.	F/C	25	139	5.8
1979	Jackie LaBerge	So.	F	27	200	7.4
1980	Chrissy Reese	Fr.	G	31	327	10.5
1981	Chrissy Reese	So.	G	22	177	8.0
1982	Cathy Grimes	Fr.	F	28	225	8.0
1983	Cathy Grimes	So.	F	28	241	8.6
1984	Cathy Grimes	Jr.	F	29	279	9.6
1985	Cathy Grimes	Sr.	F	29	187	6.4
1986	Trina Thomas	Jr.	F	29	170	5.9
1987	Laurie Carter	Jr.	C	29	162	5.6
1988	Dawn Bryant	Jr.	F	32	256	8.0
1989	Dawn Bryant	Sr.	F	31	238	7.7
1990	Dawn Staley	So.	G	32	214	6.7
	Heather Burge	Fr.	C	35	234	6.7
1991	Dawn Staley	Jr.	G	34	209	6.1
	Tonya Cardoza	Sr.	G/F	34	208	6.1
1992	Heather Burge	Jr.	C	34	285	8.4
1993	Heather Burge	Sr.	C	32	245	7.7
1994	Wendy Palmer	So.	F	32	323	10.1
1995	Wendy Palmer	Jr.	F	31	327	10.5
1996	Wendy Palmer	Sr.	F	32	358	11.2
1997	DeMya Walker	So.	F	31	232	7.5
1998	DeMya Walker	Jr.	F	29	245	8.4
1999	DeMya Walker	Sr.	F	29	246	8.5
2000	Schuye LaRue	Fr.	F	33	272	8.0
2001	Schuye LaRue	So.	F/C	32	379	11.8
2002	Brandi Teamer	Fr.	F	30	268	8.9
2003	Brandi Teamer	So.	F	30	208	6.9
2004	Brandi Teamer	Jr.	F	24	134	5.6
2005	Brandi Teamer	Sr.	F	32	195	6.1
2006	Tiffany Sardin	Sr.	F	32	216	6.8
2007	Lyndra Littles	So.	F	34	299	8.8
2008	Aisha Mohammed	Jr.	C	34	314	9.2
2009	Aisha Mohammed	Sr.	C	30	304	10.1
2010	Monica Wright	Sr.	G	31	200	6.5
2011	Simone Egwu	So.	C	35	183	5.2
2012	Chelsea Shine	Sr.	F	36	201	5.6

REBOUNDS

Individual – Game

21 Aisha Mohammed at Florida State, 1-26-08

Individual – Season

REB	Player	G
379	Schuye LaRue (2001)	32
358	Wendy Palmer (1996)	32
327	Wendy Palmer (1995)	31
327	Chrissy Reese (1980)	31
323	Wendy Palmer (1994)	32
314	Aisha Mohammed (2008)	34
304	Aisha Mohammed (2009)	34
299	Lyndra Littles (2007)	34
285	Heather Burge (1992)	34
279	Cathy Grimes (1984)	29
278	Leslie Berens (1975)	22
272	Schuye LaRue (2000)	33
268	Brandi Teamer (2002)	30
257	Chris Dawson (1975)	22
Freshman:	327 Chrissy Reese (1980)	31
Sophomore:	379 Schuye LaRue (2001)	32
Junior:	327 Wendy Palmer (1995)	31
Senior:	358 Wendy Palmer (1996)	32

Individual – Career

Reb.	Player	G
1221	Wendy Palmer (1993-96)	126
955	Heather Burge (1990-93)	135
932	DeMya Walker (1996-99)	122

932	Cathy Grimes (1982-85)	114
881	Lyndra Littles (2005-09)	120
853	Heidi Burge (1990-93)	134
827	Dawn Bryant (1986-89)	123
805	Brandi Teamer (2002-05)	116
772	Dawn Staley (1990-92)	131
764	Monica Wright (2006-10)	133
736	Chrissy Reese (1980-83)	105

Team – Game

77 vs. Rider, 12-19-96

Team – Season

1556 1992

BLOCKED SHOTS

Individual – Game

8 DeMya Walker vs. Florida St., 1-2-98

Individual – Season

BL	Player	G
95	DeMya Walker (1998)	29
84	DeMya Walker (1997)	31
83	DeMya Walker (1999)	29
68	DeMya Walker (1996)	33
63	Jocelyn Logan-Friend (2005)	32
56	Chrissy Reese (1980)	31
49	Heather Burge (1993)	32
46	Schuye LaRue (2000)	33

45	Jeffra Gausepohl (1995)	32
45	Tonya Cardoza (1988)	31
Freshman:	68 DeMya Walker (1996)	33
Sophomore:	84 DeMya Walker (1997)	31
Junior:	95 DeMya Walker (1998)	29
Senior:	83 DeMya Walker (1998)	29

Individual – Career

Blocks	Player	G
330	DeMya Walker (1996-99)	122
152	Heather Burge (1990-93)	135
139	Jocelyn Logan-Friend (2002-05)	111
123	Monick Foote (1995-99)	109
110	Tonya Cardoza (1987-91)	121
108	Heidi Burge (1990-93)	134
99	Chrissy Reese (1980-83)	105
96	Laurie Carter (1984-88)	119
86	Schuye LaRue (1999-01)	66
77	Jeffra Gausepohl (1993-96)	116

Team – Game

15 vs. Georgia Tech, 1-20-96

Team – Season

169 1997

STEALS

Individual – Game

10 Donna Holt vs. Maryland, 1-28-86
Dawn Staley vs. Temple, 11-20-91
Monica Wright vs. Liberty, 12-29-09

Individual – Season

Steals	Player	G
164	Donna Holt (1987)	31
133	Donna Holt (1986)	29
133	Dawn Staley (1991)	34
131	Donna Holt (1988)	32
118	Tonya Cardoza (1991)	34
117	Dawn Staley (1992)	34
115	Monica Wright (2010)	31
102	Dawn Staley (1989)	31
102	Dawn Staley (1990)	32
102	Tonya Cardoza (1988)	31
101	Donna Holt (1985)	29
Freshman:	102 Dawn Staley (1989)	31
Sophomore:	133 Donna Holt (1986)	29
Junior:	164 Donna Holt (1987)	31
Senior:	131 Donna Holt (1988)	32

Individual – Career

Steals	Player	G
529	Donna Holt (1985-88)	121
454	Dawn Staley (1989-92)	131
375	Tonya Cardoza (1987-91)	121
372	Monica Wright (2006-10)	133
240	Nancy Mayer (1984-87)	117
234	Sharneé Zoll (2005-2008)	132
228	Daphne Hawkins (1985-88)	111
223	Tora Suber (1994-97)	127
219	Wendy Palmer (1993-96)	126
216	LaTonya Blue (2002-05)	119
209	Renee Robinson (1997-00)	121
192	DeMya Walker (1996-99)	122

TEAM – Game

26 vs. Old Dominion, 12-4-90

TEAM – Season

484 1987



YEAR BY YEAR STATISTICS

Year	Record	FGM-FGA	PCT	3FGM-A	PCT	FTM-A	PCT	REB	AVG	PF	PTS	AVG
1973-74	10-5	249-789	.316	*	*	121-265	.457	653	43.5	176	619	41.3
	Opp	*	*	*	*	*	*	*	*	*	570	38.0
1974-75	15-7	476-1420	.335	*	*	168-317	.530	1070	48.6	373	1120	50.9
	Opp	424-1425	.298	*	*	158-296	.534	925	42.1	397	1006	45.7
1975-76	12-9	406-1226	.342	*	*	200-386	.519	843	42.2	417	1012	50.6
	Opp	361-1050	.346	*	*	204-371	.550	802	40.1	432	924	46.2
1976-77	10-11	482-1365	.353	*	*	250-396	.631	960	46.0	397	1214	57.8
	Opp	542-1440	.376	*	*	180-327	.550	1053	50.1	411	1266	60.3
1977-78	8-17	538-1388	.388	*	*	305-514	.593	1017	40.7	491	1381	55.2
	Opp	647-1584	.405	*	*	334-520	.642	1021	40.8	523	1613	64.5
1978-79	16-12	731-1643	.445	*	*	336-495	.679	1084	38.7	544	1798	64.2
	Opp	667-1709	.390	*	*	335-503	.666	1033	36.9	535	1669	59.6
1979-80	20-12	890-1963	.453	*	*	405-589	.688	1312	41.0	632	2185	68.3
	Opp	728-1934	.376	*	*	438-688	.637	1176	36.8	564	1894	59.2
1980-81	22-10	862-1929	.447	*	*	349-521	.670	1194	37.3	583	2073	64.8
	Opp	718-1803	.398	*	*	379-595	.637	1155	36.1	541	1815	56.7
1981-82	17-11	778-1665	.467	*	*	324-493	.657	1062	37.9	525	1880	67.1
	Opp	617-1521	.406	*	*	376-558	.674	870	31.1	496	1610	57.5
1982-83	15-13	830-1886	.440	*	*	301-467	.645	1224	43.7	602	1961	70.0
	Opp	740-1721	.430	*	*	419-639	.656	1014	36.2	477	1899	67.8
1983-84	22-7	907-1805	.502	*	*	373-519	.719	1167	40.2	576	2187	75.4
	Opp	758-1799	.421	*	*	382-569	.671	956	33.0	528	1898	65.4
1984-85	21-8	863-1835	.470	*	*	355-522	.680	1097	37.8	604	2081	71.8
	Opp	705-1638	.430	*	*	387-584	.663	1005	34.7	511	1797	62.0
1985-86	26-3	903-1955	.462	*	*	486-689	.705	1136	39.2	657	2292	79.0
	Opp	710-1591	.446	*	*	436-686	.636	1055	36.4	590	1856	64.0
1986-87	26-5	946-2048	.464	*	*	459-677	.678	1221	39.4	457	2351	75.8
	Opp	758-1747	.434	*	*	362-551	.657	1083	34.9	416	1878	60.6
1987-88	27-5	938-2104	.446	98-294	.333	505-749	.674	1241	38.8	611	2479	77.5
	Opp	803-1866	.430	67-185	.362	427-636	.671	1244	38.9	624	2100	65.6
1988-89	21-10	933-2050	.455	120-330	.364	494-696	.710	1202	38.8	612	2480	80.0
	Opp	901-1978	.456	64-184	.348	432-633	.682	1227	39.6	606	2298	74.1
1989-90	29-6	999-2185	.457	113-315	.359	552-802	.688	1488	42.5	695	2663	76.1
	Opp	842-2093	.402	101-302	.334	560-806	.695	1254	35.8	681	2345	67.0
1990-91	31-3	1131-2337	.484	135-364	.371	615-915	.672	1466	43.1	673	3012	88.6
	Opp	814-2008	.405	72-245	.294	507-790	.642	1273	37.4	745	2207	64.9
1991-92	32-2	1058-2202	.480	106-294	.360	566-829	.683	1556	45.8	605	2788	82.0
	Opp	750-2007	.374	105-358	.290	415-625	.664	1112	32.7	709	2020	59.4
1992-93	26-6	1020-2077	.491	82-309	.265	473-772	.613	1491	46.6	617	2595	81.1
	Opp	764-2005	.381	126-433	.291	426-621	.686	1090	34.1	654	2080	65.0
1993-94	27-5	893-1897	.471	95-297	.320	514-761	.675	1329	41.5	511	2395	74.8
	Opp	770-1906	.404	136-424	.321	334-471	.709	1038	32.4	647	2010	62.8
1994-95	27-5	961-2016	.477	136-398	.342	429-649	.661	1348	42.1	570	2487	77.7
	Opp	713-1909	.373	130-459	.283	362-550	.658	1122	35.1	601	1918	59.9
1995-96	26-7	954-2109	.452	158-482	.328	472-744	.634	1463	44.3	638	2538	76.9
	Opp	688-1887	.365	104-390	.267	410-645	.636	1205	36.5	640	1890	57.3
1996-97	23-8	848-1864	.455	158-488	.324	422-628	.672	1332	43.0	617	2276	73.4
	Opp	609-1781	.342	113-436	.259	430-650	.662	1115	36.0	572	1761	56.8
1997-98	19-10	746-1819	.410	146-509	.287	398-611	.651	1151	39.7	637	2036	70.2
	Opp	664-1694	.392	121-386	.313	483-727	.664	1193	41.1	539	1932	66.6
1998-99	20-9	806-1828	.441	124-428	.290	466-658	.708	1155	39.8	650	2202	75.9
	Opp	621-1627	.382	127-386	.329	498-756	.659	1096	37.8	586	1867	64.4
1999-00	25-9	877-2000	.438	180-541	.333	519-749	.693	1250	36.8	644	2453	72.1
	Opp	775-2022	.383	145-522	.278	527-720	.732	1301	38.3	680	2222	65.4
2000-01	18-14	865-1990	.435	189-516	.366	390-631	.618	1255	39.2	653	2309	72.2
	Opp	764-1892	.404	118-395	.299	514-756	.680	1237	38.7	633	2160	67.5
2001-02	17-13	709-1742	.407	158-483	.327	413-618	.668	1117	37.2	564	1989	66.3
	Opp	703-1719	.409	119-392	.304	457-655	.698	1128	37.6	561	1982	66.1
2002-03	17-14	689-1772	.389	142-442	.321	434-668	.650	1205	38.9	616	1954	63.0
	Opp	665-1771	.375	119-390	.305	477-723	.660	1206	38.9	634	1926	62.1
2003-04	13-16	666-1676	.397	133-454	.293	385-546	.705	1068	36.8	528	1850	63.8
	Opp	671-1600	.304	110-362	.304	408-618	.660	1024	35.3	530	1860	64.1
2004-05	21-11	798-1912	.417	132-453	.291	438-673	.651	1281	40.0	533	2166	67.7
	Opp	720-1836	.392	128-422	.303	411-619	.664	1137	35.5	579	1979	61.8
2005-06	20-12	810-1992	.407	117-409	.286	402-601	.669	1200	37.5	549	2139	66.8
	Opp	681-1678	.406	124-423	.293	426-607	.702	1148	35.9	554	1912	59.8
2006-07	19-15	906-2130	.425	151-506	.298	510-699	.730	1342	39.5	574	2473	72.7
	Opp	905-2176	.416	182-516	.353	437-606	.721	1295	38.1	616	2429	71.4
2007-08	24-10	934-2092	.446	141-392	.360	531-751	.707	1326	39.0	585	2540	74.7
	Opp	818-2015	.406	136-457	.298	403-607	.664	1205	35.4	625	2175	64.0
2008-09	24-10	911-2232	.408	125-426	.293	529-764	.692	1455	42.8	591	2476	72.8
	Opp	815-2010	.405	183-571	.320	437-622	.703	1235	36.3	643	2250	66.2
2009-10	21-10	768-1937	.396	102-406	.251	522-709	.736	1256	40.5	570	2160	69.7
	Opp	668-1736	.385	185-573	.323	426-613	.695	1142	36.8	592	1947	62.8
2010-11	19-16	811-2088	.388	138-442	.312	578-826	.700	1384	39.5	634	2338	66.8
	Opp	800-1988	.402	195-579	.337	462-662	.698	1310	37.4	687	2257	64.5
2011-12	25-11	804-2107	.382	134-475	.282	539-725	.743	1307	36.4	546	2281	63.4
	Opp	712-1896	.376	176-641	.275	348-532	.654	1365	37.9	581	1948	54.1



HOME ATTENDANCE

VIRGINIA'S BIGGEST HOME CROWDS

Att.	Opponent	Result	Date
11,895	Tennessee\$	L, 63-77	11-22-09
11,174	North Carolina	L, 58-60	2-5-86
8,864	NC State	W, 95-78	2-23-91
8,715	Vanderbilt^	W, 70-58	3-28-92
8,662	Maryland	L, 65-67	1-15-92
8,379	Tennessee^	L, 46-52	3-25-96
8,185	West Virginia^	W, 103-83	3-26-92
7,300	G. Washington^	W, 97-58	3-22-92
7,261	NC State	W, 101-70	1-11-92
7,107	Maryland \$	L, 74-83	2-11-07
7,034	North Carolina	W, 69-59	3-2-03
7,001	Virginia Tech \$	W, 70-57	1-13-08
7,001	Wake Forest	W, 57-54	2-27-05
6,954	Florida State	L, 71-73	2-22-04
6,938	Clemson	W, 85-52	1-18-92
6,923	Duke	W, 93-48	2-15-92
6,887	Florida State	W, 79-45	2-18-95
6,516	Clemson	W, 83-64	2-26-06
6,474	Georgia Tech	W, 79-74	1-25-92
6,460	Florida State	W, 81-43	1-27-92
6,450	Tennessee	W, 69-64	11-20-11
6,379	North Carolina	W, 63-52	2-26-92
6,281	Virginia Tech \$	W, 69-61	2-8-09
6,264	Virginia Tech \$	W, 55-46	2-28-10
6,200	Duke	W, 86-61	2-9-91
6,093	SW Missouri St.^	W, 67-63	3-19-94
5,891	Maryland	W, 56-41	2-26-95
5,872	NC State	W, 79-73	1-17-93
5,808	NC State	W, 60-51	2-20-00
5,750	Maryland	W, 75-46	1-24-96
5,740	Florida^	W, 69-55	3-21-93
5,656	Texas	W, 77-47	12-7-91
5,655	NC State	W, 91-66	2-9-97
5,620	Maryland	W, 87-73	2-23-93
5,613	Connecticut	W, 64-43	2-17-92
5,600	Maryland	W, 76-59	1-16-91
5,595	Florida State	W, 76-68	1-30-93
5,569	Florida State	W, 73-55	2-21-99
5,559	North Carolina \$	L, 82-90	2-15-08
5,550	North Carolina	W, 83-74	2-9-94
5,533	Fordham	W, 105-55	12-29-94
5,500	Clemson	W, 89-62	2-16-91
5,473	North Carolina	L, 68-79	1-18-99
5,355	North Carolina	W, 76-73	2-11-01
5,215	Duke	W, 78-62	1-10-95
5,103	North Carolina 2ot L,	84-85	2-15-98
5,085	Pennsylvania	W, 92-66	11-27-93
5,060	NC State	W, 79-73	1-17-93
5,045	Georgia Tech	W, 88-75	1-22-94
5,020	Duke	W, 76-57	1-9-93
5,000	Georgia Tech	W, 98-94	2-2-91
5,000	North Carolina	L, 60-62	2-3-82

^NCAA Tournament
\$ John Paul Jones Arena

The Virginia women's basketball team averaged close to 4,000 fans per game in the 1990s. Virginia was one of the first teams in the country to consistently average over 3,000 fans per game. Below are the year-by-year attendance figures since 1982 when attendance figures were recorded for women's basketball at UVa.

Year	Games	Home	Avg.	Away	Avg.	Neutral	Avg.	Total	Avg.
1982	28	11,648	971	6,270	570	1,750	350	19,668	702
1983	28	3,794	316	13,066	1,188	6,063	1,213	22,923	819
1984	29	10,508	751	5,888	535	5,290	1,323	21,686	748
1985	29	10,072	775	14,416	1,311	3,762	752	35,322	1,321
1986	29	26,188	1,746	4,437	555	4,772	795	35,397	1,221
1987	31	12,481	892	21,696	1,669	8,700	2,175	42,877	1,383
1988	32	14,155	1,011	7,914	791	12,326	1,541	34,395	1,075
1989	31	18,039	1,127	11,574	1,052	5,830	1,458	35,443	1,143
1990	35	16,813	1,201	16,817	1,401	35,515	3,946	69,145	1,976
1991	34	57,914	3,861	34,674	3,467	33,415	3,713	126,003	3,706
1992	34	106,969	6,292	45,157	3,763	27,504	5,501	179,624	5,283
1993	32	69,134	4,609	32,194	3,219	29,960	4,280	131,288	4,103
1994	32	72,306	4,519	25,085	2,280	17,725	3,545	115,116	3,597
1995	32	66,560	4,754	40,791	3,708	26,307	3,758	133,658	4,177
1996	32	75,261	4,181	36,580	3,048	8,971	2,990	120,812	3,661
1997	31	50,264	3,590	32,549	2,504	17,703	4,251	99,816	3,220
1998	29	42,547	3,273	27,199	2,092	11,193	3,731	80,939	2,791
1999	29	51,368	3,425	24,971	2,270	19,823	6,608	96,162	3,316
2000	34	55,571	3,269	21,112	1,919	23,835	3,972	100,518	2,956
2001	32	52,212	3,481	25,496	1,961	20,071	5,017	97,779	3,055
2002	30	42,051	3,004	29,035	2,420	23,835	5,959	94,921	3,164
2003	31	48,180	3,706	43,585	3,113	23,692	5,923	115,457	3,724
2004	29	45,403	3,243	21,346	1,941	12,958	3,240	79,707	2,749
2005	32	44,848	2,803	32,350	3,235	32,006	5,334	109,204	3,413
2006	32	47,282	2,956	27,390	2,490	21,800	4,360	96,472	3,015
2007	34	69,688	3,668	34,598	3,145	10,441	2,610	114,727	3,374
2008	34	58,460	3,439	39,488	3,949	19,595	2,799	117,543	3,457
2009	34	58,122	3,419	49,836	4,531	18,321	3,054	126,279	3,714
2010	31	65,506	3,853	26,211	2,621	8,354	2,088	100,071	3,228
2011	35	57,908	3,048	40,095	3,341	5,934	1,484	103,937	2,970
2012	36	63,039	3,151	24,968	2,080	15,497	3,874	103,504	2,875

ALL-TIME HOME RECORD

Year	W	L	Pct.	Year	W	L	Pct.
1973-74	5	2	.714	1994-95	14	0	1.000
1974-75	5	2	.714	1995-96	15	3	.833
1975-76	7	4	.636	1996-97	12	2	.857
1976-77	7	4	.636	1997-98	10	3	.769
1977-78	4	6	.400	1998-99	12	3	.800
1978-79	8	3	.727	1999-00	16	1	.847
1979-80	13	3	.813	2000-01	12	3	.800
1980-81	11	4	.733	2001-02	10	4	.714
1981-82	10	2	.833	2002-03	11	2	.846
1982-83	9	3	.750	2003-04	7	7	.500
1983-84	13	1	.929	2004-05	12	4	.750
1984-85	11	2	.846	2005-06	11	5	.688
1985-86	13	2	.867	2006-07	13	6	.684
1986-87	14	0	1.000	2007-08	14	3	.824
1987-88	14	0	1.000	2008-09	15	2	.882
1988-89	13	3	.813	2009-10	13	4	.765
1989-90	13	1	.929	2010-11	13	6	.684
1990-91	14	1	.933	2011-12	17	3	.850
1991-92	16	1	.941	Totals	458	105	.813
1992-93	15	0	1.000	U-Hall: 302-149 (30 years)			
1993-94	16	0	1.000	JPIA: 85-24 (five years)			



ALL-TIME RESULTS

1973-74

Head Coach—Barbara Kelly

N 30	at Mary Washington	W	37-32
D 4	at Norfolk State	W	37-33
D 12	OLD DOMINION	W	46-40
J 17	VIRGINIA COMM.	L	46-53
J 25	RAND. MACON-WC	W	44-31
J 26	NORFOLK STATE	W	43-36
F 4	VIRGINIA TECH	L	33-39
F 7	at Roanoke	L	34-52
F 13	VIRGINIA STATE	W	43-41
F 18	at Lynchburg	W	52-36
F 20	MARY WASHINGTON	W	44-23
F 21	at Emory & Henry	L	41-53
F 22	at Mary Washington	W	58-41
F 23	at Virginia State	W	37-35
F 24	vs. Virginia Comm. +	L	24-25

+ VAIAW (Williamsburg, Va.)
Home 5-2, Away 5-2, Neutral 0-1
Statistical Leaders: Chris Dawson 10.2 ppg, 12.8 rpg

1974-75

Head Coach—Barbara Kelly

N 19	at Hollins	W	46-26
N 21	at Mary Washington	W	50-29
N 26	at Longwood	L	43-53
D 7	NC STATE	L	45-57
D 10	at Virginia Commonwealth	L	47-52
J 16	at Roanoke	W	51-36
J 18	at Radford	L	44-52
J 21	at Eastern Mennonite	W	59-39
J 27	at Old Dominion	L	55-57
J 29	NORFOLK STATE	L	40-52
J 31	LYNCHBURG	W	58-25
F 5	VIRGINIA TECH	W	57-45
F 8	at Bridgewater	W(ot)	57-52
F 11	at Randolph Macon-WC	W	60-53
F 13	at Mary Baldwin	W	51-48
F 15	CLINCH VALLEY	W	61-50
F 17	at Virginia State	W	51-49
F 19	EMORY & HENRY	W	61-42
F 22	WILLIAM & MARY	W	37-33
F 27	vs. Radford +	L	37-57
F 29	vs. Longwood +	W	56-52
M 1	vs. Bridgewater +	W	54-47

+ VAIAW (Lynchburg, Va.)
Home 5-2, Away 8-4, Neutral 2-1
Statistical Leaders: Chris Dawson 12.7 ppg, Leslie Berens 12.6 rpg

1975-76

Head Coach—Dan Bonner

D 2	at Mary Washington	W	41-19
D 4	at Randolph Macon-WC	W	47-45
D 8	at Sweet Briar	W	72-23
D 10	OLD DOMINION	W	52-38
J 12	HOLLINS	W	53-41
J 14	VIRGINIA TECH	L	44-48
J 16	at Norfolk State	L	43-58
J 20	at Bridgewater	L	40-47
J 23	EMORY & HENRY (forfeit)	W	1-0
J 24	at Radford	L	52-54
J 27	at William & Mary	W	49-46
J 31	NC STATE	L	38-60
F 5	WAKE FOREST (1)	W	71-62
F 6	NORTH CAROLINA (1)	L	40-49
F 9	VIRGINIA COMM.	L	47-55
F 12	ROANOKE	W	61-44
F 14	MARY WASHINGTON	W	60-27
F 18	JAMES MADISON	W	67-57

10-5

F 20	Virginia State +	W	57-43
F 26	Longwood +	L	54-69
F 28	vs. Virginia Comm. +	L	34-39
(1)	Virginia Invitational (Charlottesville, Va.)		
+	VAIAW (Bridgewater, Va.)		
Home 7-4, Away 4-3, Neutral 1-2			
Statistical Leaders: Kathy Williams 10.2 ppg; Mimi Hoffman 7.6 rpg			

1976-77

Head Coach—Dan Bonner

D 1	RAND.-MACON (Ash.)	W	7-40
D 3	at Wake Forest	W	67-51
D 4	at North Carolina	L	54-60
D 7	at #20 Old Dominion	L	53-85
D 9	VIRGINIA TECH	W	54-52
J 18	at #16 NC State	L	55-83
J 22	RADFORD	L	39-64
J 26	OLD DOMINION	L	38-71
J 28	NORFOLK STATE	L	50-52
J 31	BRIDGEWATER	W	62-54
F 5	GEORGETOWN	W	60-48
F 8	at Virginia State	L	58-70
F 10	NORTH CAROLINA (1)	W	71-59
F 11	#13 MARYLAND (1)	L	67-79
F 15	at James Madison	L	34-88
F 19	WILLIAM & MARY	W	74-36
F 21	at Virginia Comm.	W	64-51
F 23	at Virginia Tech	W	67-58
F 26	LONGWOOD	W	7-56
M 3	Radford +	L	56-61
M 4	vs. Virginia Comm. +	L (ot)	47-48
(1)	Virginia Invitational (Charlottesville, Va.)		
+	VAIAW (Norfolk, Va.)		

Home 7-4, Away 3-5, Neutral 0-2
Statistical Leaders: Kathy Williams 12.4 ppg; Barbara Stenzel 7.4 rpg

1977-78

Head Coach—Debbie Ryan

N 28	VIRGINIA UNION	W	54-48
D 3	at #9 Old Dominion	L	26-74
D 5	*at Duke	W	73-55
D 8	VIRGINIA STATE	L	66-73
D 20	at North Carolina (2)	L	58-81
D 21	Charleston (2)	L	44-76
J 9	VIRGINIA TECH	W	54-39
J 13	*WAKE FOREST	L	59-60
J 14	*#4 NC STATE	L	62-77
J 17	*NORTH CAROLINA	L	66-77
J 19	at Norfolk State	W	66-64
J 21	*at Clemson	L	58-86
J 23	#7 OLD DOMINION	L	49-71
J 28	at #11 St. Joseph's (Pa.)	L	59-91
J 29	at Villanova	L	60-64
F 1	*at #8 Maryland	L	38-69
F 7	at Radford	L	55-67
F 9	CLEMSON %	L	59-73
F 14	VIRGINIA COMM.	W	55-52
F 16	at Longwood	L	42-55
F 21	JAMES MADISON	W	60-49
F 24	at Bridgewater	W	56-49
M 2	vs. Longwood +	L	50-63
M 3	vs. Virginia Tech +	W	58-38
M 4	vs. Norfolk State +	L	54-62

(2) UNC Christmas Tournament (Chapel Hill, N.C.)
+ VAIAW (Norfolk, Va.)
% ACC Tournament (Charlottesville, Va.)
* ACC regular-season contest

Home 4-6, Away 3-8, Neutral 1-3
Statistical Leaders: Paula Shorten 10.2 ppg, 5.8 rpg

1978-79

Head Coach—Debbie Ryan

N 28	at Randolph-Macon (Ash.)	W	75-33
N 30	GEORGE MASON	W	94-47
D 4	NORFOLK STATE	W	54-43
D 6	at #5 Old Dominion	L	56-79
D 18	at Princeton (3)	W	85-56
D 19	Northwestern (3)	L	49-73
J 6	at Campbell	L	79-87
J 8	*at Wake Forest	W	87-54
J 10	*at North Carolina	L	56-85
J 12	PENNSYLVANIA	W	84-37
J 15	at Virginia Union	W	51-41
J 17	at Virginia Tech	W	64-58
J 20	*CLEMSON	L	59-62
J 21	*#3 MARYLAND	L	57-78
J 24	*DUKE	W	68-61
J 26	RADFORD	W	60-43
J 31	*at #6 NC State	L	63-88
F 3	VILLANOVA	L	55-59
F 6	GEO. WASHINGTON	W	54-50
F 8	vs. North Carolina %	L	51-86
F 13	at Virginia Comm.	W	67-60
F 15	at James Madison	L	46-65
F 19	LONGWOOD	W	74-54
F 21	at William & Mary	W	60-45
F 23	BRIDGEWATER	W	77-52
M 1	vs. Virginia Comm. +	W	79-47
M 2	vs. James Madison +	L	45-73
M 3	vs. Radford +	L	49-53
(3)	Princeton Christmas Tournament (Princeton, N.J.)		
+	VAIAW (Blacksburg, Va.)		
%	ACC Tournament (Raleigh, N.C.)		
*	ACC regular-season contest		

Home 8-3, Away 7-5, Neutral 1-4
Statistical Leaders: Val Ackerman 16.1 ppg; Jackie LaBerge 7.4 rpg

1979-80

Head Coach—Debbie Ryan

N 19	at Longwood	W	69-38
N 24	*GEORGIA TECH (4)	W	85-44
N 25	*DUKE (4)	W	74-58
N 27	VIRGINIA UNION	W	83-40
N 30	CAMPBELL	W	77-60
D 2	at Virginia State	W	76-63
D 4	at Norfolk State	L	53-57
D 17	at Temple	L	57-58
D 29	St. PETER'S	W	52-51
J 2	*WAKE FOREST	W	78-35
J 5	*NORTH CAROLINA	L (ot)	65-66
J 7	COLORADO	W	65-63
J 12	*at #12 Maryland	L	63-77
J 14	vs. Virginia Tech @	W	48-39
J 16	#2 OLD DOMINION	L	51-86
J 19	*at #16 Clemson	L	71-88
J 23	*at Duke	L	63-65
J 26	NAVY	W	93-67
J 29	at Radford	W	54-49
F 1	*#10 NC STATE	L (ot)	79-81
F 4	WILLIAM & MARY	W	87-51
F 8	vs. Clemson %	L	76-78
F 13	VIRGINIA COMM.	W	76-33
F 16	at Richmond	W	82-39
F 20	JAMES MADISON	W	78-40
F 23	at George Washington	W	55-53
F 25	at George Mason	W	71-67



ALL-TIME RESULTS

F 27	VIRGINIA UNION +	W	67-56
M 2	#1 OLD DOMINION +	L	56-95
M 20	vs. Wayland Baptist &	W	67-62
M 21	vs. North Carolina &	L	61-68
M 22	vs. Drake &	L	53-67

(4) Charlottesville Tipoff Classic (Charlottesville, Va.)
 @ Richmond, Va.
 % ACC Tournament (College Park, Md.)
 * ACC regular-season contest
 + VAIAW (Charlottesville, Va.)
 & NIT Tournament (Amarillo, Texas)
 Home 13-3, Away 6-5, Neutral 1-4
 Statistical Leaders: Melissa Mahony 15.3 ppg; Chrissy Reese 10.5 rpg

1980-81 22-10, 5-2 ACC (4th)

Head Coach—Debbie Ryan

N 21	VIRGINIA COMM. (4)	W	95-32
N 22	NAVY (4)	W	54-47
N 25	MOUNT ST. MARY'S	W	76-64
N 29	*at North Carolina	L	51-55
N 30	*at Wake Forest	W	92-51
D 2	VIRGINIA STATE	W	76-41
D 7	at Virginia Union	W	52-44
D 10	*DUKE	W	73-57
D 27	vs. Indiana (5)	W	58-56
D 28	at Queens (5)	W	61-52
D 29	vs. East Carolina (5)	W	58-52
J 3	Virginia Tech @	W	58-43
J 7	GEORGETOWN	W	72-58
J 9	WILLIAM & MARY	W	74-49
J 12	*CLEMSON	W	77-67
J 15	#4 LONG BEACH STATE	L	71-73
J 17	*at Georgia Tech	W	66-42
J 21	GEO. WASHINGTON	W	73-54
J 25	EAST CAROLINA	L	78-84
J 28	*#11 MARYLAND	W	71-57
J 31	*at #13 NC State	L	64-98
F 3	at #2 Old Dominion	L	36-51
F 9	NORFOLK STATE	W	58-57
F 13	vs. Georgia Tech%	W	61-49
F 14	vs. #12 Maryland %	L	47-50
F 18	at James Madison	W	69-60
F 22	vs. Notre Dame ^	W	68-40
F 25	#17 NC STATE	L	71-76
F 28	#14 SOUTH CAROLINA	L	52-71
M 6	Virginia Union +	L	58-63
M 7	Virginia Tech +	W	49-41
M 10	at Tennessee &	L	54-81

(4) Charlottesville Tipoff Classic (Charlottesville, Va.)
 (5) Queens Tournament (Flushing, N.Y.)
 @ Roanoke, Va.
 ^ Chicago, Ill.
 % ACC Tournament (Clemson, S.C.)
 * ACC regular-season contest
 + VAIAW (Harrisonburg, Va.)
 & AIAW (Knoxville, Tenn.)
 Home 11-4, Away 5-4, Neutral 6-2
 Statistical Leaders: Melissa Mahony 13.2 ppg; Chrissy Reese 8.0 rpg

1981-82 17-11, 3-7 ACC (5th)

Head Coach—Debbie Ryan

N 20	FLORIDA (4)	W	64-58
N 21	MOUNT ST. MARY'S (4)	W	83-70
N 24	at UNC-Greensboro	W	78-39
N 30	AMERICAN	W	77-48
D 2	at Georgetown	W	72-57
D 5	at William & Mary	W	60-43
D 8	VIRGINIA UNION	W	67-50
D 19	DARTMOUTH	W	68-60
D 27	vs. New Hampshire (5)	L	62-63
D 28	vs. Northeastern (5)	W	53-45
D 29	vs. San Diego State (5)	W	38-34
J 2	JAMES MADISON	W	91-46
J 4	GEO. WASHINGTON	W	75-45

J 9	*at North Carolina	L	65-74
J 10	at East Carolina	L	62-64
J 14	#6 OLD DOMINION	W	77-70
J 16	*GEORGIA TECH	W	75-45
J 20	*at #6 Maryland	L	62-67
J 23	*#5 NC STATE	L	64-69
J 27	*at Duke	L	63-80
J 30	at Liberty	W	87-46
F 3	*NORTH CAROLINA	L	60-62
F 6	Virginia Tech @	L	56-63
F 10	*WAKE FOREST	W	82-48
F 13	*at Clemson	L	65-75
F 15	*at Georgia Tech	W	56-51
F 20	*at #7 NC State	L	55-66
F 26	vs. #16 Maryland %	L	63-72

(4) Charlottesville Tipoff Classic (Charlottesville, Va.)
 (5) Queens Tournament (Flushing, N.Y.)
 @ Roanoke, Va.
 % ACC Tournament (Raleigh, N.C.)
 * ACC regular-season contest
 Home 10-2, Away 5-6, Neutral 2-3
 Statistical Leaders: Cathy Grimes 13.8 ppg, 8.0 rpg

1982-83 15-13, 4-9 ACC (6th)

Head Coach—Debbie Ryan

N 21	*GEORGIA TECH	W	80-59
N 29	UNC-GREENSBORO	W	92-50
N 30	at George Washington	W	76-57
D 3	VIRGINIA COMM. (6)	W	86-37
D 4	MOUNT ST. MARY'S (6)	W	68-62
D 9	at Richmond	W	78-63
D 17	vs. Georgia State (7)	W	61-60
D 18	vs. Tennessee Tech (7)	W	70-67
D 19	vs. Ohio State (7)	L	63-74
D 30	*at Duke	L	63-73
J 2	E. TENNESSEE STATE	W(ot)	70-65
J 5	*at #3 Maryland	L	75-90
J 8	VIRGINIA TECH	W	70-66
J 12	*at #20 NC State	L	55-67
J 15	*NORTH CAROLINA	W(ot)	78-74
J 19	at #6 Old Dominion	L	48-99
J 22	*CLEMSON	L	71-76
J 28	*at Wake Forest	W	79-69
F 2	*#5 MARYLAND	L	62-73
F 5	*DUKE	W	66-63
F 9	at James Madison	W	56-51
F 12	*at #20 North Carolina	L	78-88
F 14	*at Georgia Tech	L	54-55
F 17	GEORGE MASON	W	83-54
F 20	#18 Rutgers @	L	63-67
F 23	*at Clemson	L (ot)	84-86
F 26	*#16 NC STATE	L	69-84
M 4	#7 Maryland %	L	63-70

(6) Shoney's Cavalier Classic (Charlottesville, Va.)
 (7) South Florida Invitational (Tampa, Fla.)
 @ Meadowlands, N.J.
 % ACC Tournament (Fayetteville, N.C.)
 * ACC regular-season contest
 Home 9-3, Away 4-7, Neutral 2-3
 Statistical Leaders: Cathy Grimes 17.1 ppg, 8.6 rpg

1983-84 22-7, 11-3 ACC (1st)

Head Coach—Debbie Ryan

ACC Regular-Season Champions

N 22	at George Mason	W	86-53
N 29	*at Duke	W	72-58
D 2	SCRANTON (6)	W	110-50
D 3	#15 PENN STATE (6)	W	88-69
D 7	*at Wake Forest	W	78-69
D 17	LIBERTY	W	81-37
D 19	at E. Tennessee State	W (ot)	71-68
D 29	at Boston College (8)	W	58-46
D 30	#10 Old Dominion (8)	L	50-79
J 4	Virginia Tech @	W	88-70

J 5	*#18 CLEMSON	W	83-75
J 8	JAMES MADISON	W	57-52
J 12	*#16 NC STATE	W	75-64
J 14	*at North Carolina	L	72-85
J 17	RICHMOND	W	79-55
J 21	*at #14 Clemson	W	77-76
J 23	*at Georgia Tech	W	75-65
J 26	#18 OLD DOMINION	L	58-74
J 31	*#16 MARYLAND	W	77-61
F 4	*DUKE	W	82-55
F 9	*#15 NORTH CAROLINA	W	88-72
F 11	*WAKE FOREST	W	82-66
F 15	*at #19 Maryland	L	51-82
F 18	*GEORGIA TECH	W	89-50
F 21	GEO. WASHINGTON	W	78-57
F 25	*at #15 NC State	L	66-70
M 2	vs. Georgia Tech %	W	75-58
M 3	vs. North Carolina %	L	68-96
M 17	at #16 NC State \$	L	73-86

@ Roanoke, Va.
 (6) Shoney's Cavalier Classic (Charlottesville, Va.)
 (8) Nike-Boston College Christmas Classic (Boston, Mass.)
 % ACC Tournament (Fayetteville, N.C.)
 * ACC regular-season contest
 \$ NCAA Tournament
 Home 13-1, Away 7-4, Neutral 2-2
 Statistical Leaders: Cathy Grimes 18.6 ppg, 9.6 rpg

1984-85 21-8, 9-5 ACC (3rd)

Head Coach—Debbie Ryan

N 24	MAINE	W	115-57
N 27	GEORGE MASON	W	87-49
N 30	*at Wake Forest	W	77-66
D 4	at #1 Old Dominion	L	58-80
D 7	VIRGINIA COMM. (9)	W	81-46
D 8	UNC-CHARLOTTE (9)	W	57-56
D 20	at South Carolina	W	70-68
D 28	vs. Memphis State (10)	W	81-69
D 29	vs. Cleveland State (10)	W	99-59
D 31	vs. Illinois (10)	W	74-51
J 5	*at Duke	W	75-58
J 10	*at NC State	L	46-71
J 13	*NORTH CAROLINA	W (ot)	64-62
J 16	VIRGINIA TECH	W	74-62
J 19	*at Clemson	L	67-75
J 21	*at Georgia Tech	W	71-47
J 26	*WAKE FOREST	W	73-53
J 30	*at Maryland	W	63-50
F 2	*DUKE	W	74-66
F 5	*at North Carolina	L	75-77
F 9	LOUISVILLE	W	74-60
F 10	at James Madison	W	57-49
F 13	*MARYLAND	W	65-61
F 16	*GEORGIA TECH	W	97-67
F 20	*CLEMSON	L	63-66
F 23	*NC STATE	L	70-78
M 1	vs. Maryland %	W	64-53
M 2	vs. North Carolina %	L	55-76
M 16	at #13 Tennessee \$	L	55-65

(9) Investors' Classic (Charlottesville, Va.)
 (10) Women's Court Classic (Coral Gables, Fla.)
 % ACC Tournament (Fayetteville, N.C.)
 * ACC regular-season contest
 \$ NCAA Tournament
 Home 11-2, Away 6-5, Neutral 4-1
 Statistical Leaders: Nancy Mayer 12.1 ppg; Cathy Grimes 6.4 rpg



ALL-TIME RESULTS

1985-86 26-3, 13-1 ACC (1st)
Head Coach—Debbie Ryan

ACC Regular-Season Champions

N 22	JAMES MADISON	W	71-57
N 24	*GEORGIA TECH	W	86-52
N 29	vs. #8 Auburn (11)	W	84-71
N 30	vs. Mercer (11)	W	93-52
D 3	#13 OLD DOMINION	W	86-71
D 6	WISCONSIN (9)	W	82-59
D 7	NORTHEASTERN (9)	W	61-42
D 10	Virginia Tech @	W	87-58
D 21	SOUTH CAROLINA	W	85-58
D 28	vs. Rhode Island (12)	W	80-57
D 29	at Syracuse (12)	W	84-61
J 4	UNC-CHARLOTTE	W	88-65
J 7	*#18 NC STATE	W	65-64
J 11	*at Clemson	W (ot)	96-89
J 13	#13 RUTGERS	W	75-63
J 18	*#20 DUKE	W	90-76
J 21	*at Wake Forest	W	75-42
J 25	*at #5 North Carolina	W	84-79
J 28	*MARYLAND	W	73-47
F 1	*at #18 Duke	W	81-67
F 5	*#15 NORTH CAROLINA	L	58-60
F 8	*at Maryland	W	80-75
F 12	*WAKE FOREST	W	66-59
F 15	*at Georgia Tech	W	82-64
F 19	*at NC State	W	70-62
F 22	*CLEMSON	W	90-79
M 1	vs. Georgia Tech %	W	90-64
M 2	vs. Maryland %	L	68-92
M 15	#17 JAMES MADISON \$	L	62-71

(9) Investors' Classic (Charlottesville, Va.)
(11) Sunshine Classic (Orlando, Fla.)
(12) Carrier Classic (Syracuse, N.Y.)
@ Roanoke, Va.
% ACC Tournament (Fayetteville, N.C.)
* ACC regular-season contest
\$ NCAA Tournament
Home 13-2, Away 7-0, Neutral 6-1
Statistical Leaders: Daphne Hawkins 17.0 ppg; Trina Thomas 5.9 rpg

1986-87 26-5, 12-2 ACC (1st)
Head Coach—Debbie Ryan

ACC Regular-Season Champions

N 29	DUQUESNE	W	99-36
D 2	at #18 Old Dominion	W	75-59
D 5	MICHIGAN (9)	W	74-39
D 6	ST JOHN'S (9)	W	78-42
D 9	VIRGINIA TECH	W	73-43
D 11	at #15 James Madison	W	59-52
D 20	#2 LOUISIANA TECH	W	77-66
D 29	vs. #18 Illinois (13)	W	97-71
D 30	at Stanford (13)	W	69-66
J 1	at Univ. of Pacific	W	101-79
J 5	*#15 NC STATE	W	75-57
J 7	*WAKE FOREST	W	105-58
J 10	*NORTH CAROLINA	W	81-66
J 13	at #5 Rutgers	L	58-81
J 17	*at Georgia Tech	W	76-66
J 21	*at North Carolina	W	73-63
J 24	*DUKE	W	71-43
J 28	*at Maryland	W	63-61
J 31	*at Clemson	W	83-77
F 2	*at Wake Forest	W	70-61
F 7	*at #13 NC State	L	69-70
F 11	*GEORGIA TECH	W	78-56
F 14	*CLEMSON	W	82-66

F 16	DEPAUL	W	82-49
F 19	*MARYLAND	W	71-61
F 21	*at Duke	L	76-77
F 28	vs. Wake Forest %	W	70-56
M 1	vs. Maryland %	W	76-59
M 2	vs. #16 NC State %	L	56-57
M 15	MEMPHIS STATE \$	W	76-75
M 19	at #7 Tennessee \$ @	L	58-66

(9) Investors' Classic (Charlottesville, Va.)
(13) Cardinal Classic (Stanford, Calif.)
% ACC Tournament (Fayetteville, N.C.)
* ACC regular-season contest
\$ NCAA Tournament
@ NCAA Mideast Regional (Knoxville, Tenn.)
Home 14-0, Away 9-4, Neutral 3-1
Statistical Leaders: Daphne Hawkins 13.7 ppg; Laurie Carter 5.6 rpg

1987-88 27-5, 12-2 ACC (T1st)
Head Coach—Debbie Ryan

ACC Regular-Season Champions

N 28	AMERICAN	W	91-62
D 1	#20 OLD DOMINION	W	57-55
D 4	ALABAMA (9)	W	81-58
D 5	SYRACUSE (9)	W	87-50
D 8	at Virginia Tech	W	74-57
D 11	at Penn State	W	59-54
D 28	at Miami (Fla.) (14)	W	78-69
D 29	vs. #5 Iowa (14)	L	59-75
D 30	vs. #8 Rutgers (14)	W	80-73
J 4	NOTRE DAME	W	79-59
J 6	*WAKE FOREST	W	70-61
J 9	at DePaul	W	75-63
J 12	*#14 MARYLAND	W	84-66
J 16	*NC STATE	W	87-59
J 20	*GEORGIA TECH	W	90-69
J 23	*at #13 Duke	W	72-49
J 27	#20 JAMES MADISON	W	81-69
J 30	*at North Carolina	W	81-73
F 3	*at #12 Maryland	L	79-83
F 6	*CLEMSON	W	67-64
F 10	*at #16 Wake Forest	W	81-67
F 13	*at NC State	W	88-68
F 17	*NORTH CAROLINA	W	64-57
F 20	*at Clemson	L	77-85
F 25	*at Georgia Tech	W	91-68
F 27	*DUKE	W	79-67

M 5 vs. NC State % W 82-64
M 6 vs. Clemson % W 66-57
M 7 vs. #10 Maryland % L 70-76
M 19 ST. JOHN'S \$ W 85-64
M 24 #8 Rutgers \$ @ W 89-75
M 26 #1 Tennessee \$ @ L 76-84
(9) Investors' Classic (Charlottesville, Va.)
(14) Burger King/Orange Bowl Classic (Miami, Fla.)
% ACC Tournament (Fayetteville, N.C.)
* ACC regular-season contest
\$ NCAA Tournament
@ NCAA East Regional (Norfolk, Va.)
Home 14-0, Away 9-2, Neutral 4-3
Statistical Leaders: Daphne Hawkins 18.5 ppg; Dawn Bryant 8.6 rpg

1988-89 21-10, 8-6 ACC (4th)
Head Coach—Debbie Ryan

N 26	ST. PETER'S	W	75-53
N 29	VIRGINIA TECH	W	75-73
D 2	ARIZONA (9)	W	87-58
D 3	GEORGETOWN (9)	W	107-44
D 6	at Old Dominion	L	68-87
D 10	at #3 Louisiana Tech	L	66-88
D 20	at Richmond	W	65-63
D 28	vs. Fordham (15)	W	98-86
D 29	at Villanova (15)	W	69-50
J 2	BUCKNELL	W	81-48
J 5	PENN STATE	W	85-76
J 7	*#20 DUKE	W	78-66
J 8	LIBERTY	W	102-61
J 11	*at #20 Clemson	W	64-63
J 14	*#19 NC STATE	L	86-103
J 18	*NORTH CAROLINA	W	92-64
J 21	*at Georgia Tech	L	80-105
J 24	*at #7 Maryland	L	73-86
J 28	*WAKE FOREST	W	80-74
F 1	*at North Carolina	W	87-79
F 4	*GEORGIA TECH	W	91-74
F 8	*at Wake Forest	W	94-76
F 11	*at Duke	W	99-81
F 15	*MARYLAND	L (ot)	99-104
F 18	*CLEMSON	L	84-93
F 21	VIRGINIA COMM.	W	77-61
F 25	*at #15 NC State	L	56-78
M 4	Wake Forest %	W (ot)	68-67
M 5	#5 Maryland %	L	66-89
M 19	WEST VIRGINIA \$	W	81-68
M 23	vs. #1 Tennessee \$ @	L	47-80

(9) Investors' Classic (Charlottesville, Va.)
(15) Wildcat Classic (Villanova, Pa.)
% ACC Tournament (Fayetteville, N.C.)
* ACC regular-season contest
\$ NCAA Tournament
@ NCAA East Regional (Bowling Green, Ky.)
Home 13-3, Away 6-5, Neutral 2-2
Statistical Leaders: Dawn Staley 18.5 ppg; Dawn Bryant 7.7 rpg

1989-90 29-6, 11-3 ACC (2nd)
Head Coach—Debbie Ryan

ACC Tournament Champions
Final Four

N 24	vs. Southern Illinois (16)	W	81-60
N 25	vs. #22 Vanderbilt (16)	W	76-74
N 26	at Hawaii (16)	L	78-88
D 1	HOLY CROSS (9)	W	72-71
D 2	#9 UNLV (9)	W	74-73
D 6	#18 OLD DOMINION	W	86-70
D 9	at James Madison	W	67-55
D 19	AUGUSTA	W	76-38
D 20	RICHMOND	W	76-62
D 28	vs. #13 Auburn (17)	W	61-59
D 29	at Rutgers (17)	W (ot)	72-71
J 3	at Virginia Tech	W	79-77
J 6	at Penn State	L	77-90
J 10	*#14 MARYLAND	W	82-79
J 11	MORGAN STATE	W	96-52
J 14	*at #12 NC State	W	70-66
J 16	*at Duke	L	74-84
J 20	*GEORGIA TECH	W	97-77
J 22	*at North Carolina	W	81-63
J 27	*WAKE FOREST	W	58-55
J 31	*CLEMSON	W	67-64
F 3	*at Georgia Tech	W	94-65
F 7	*at Wake Forest	W	62-61



ALL-TIME RESULTS

F 10	*DUKE	W	86-62
F 15	*NORTH CAROLINA	W	95-46
F 17	*at Clemson	W	71-63
F 21	*at Maryland	L	60-63
F 24	*#9 NC STATE	L	64-77
M 3	vs. Georgia Tech %	W	73-65
M 4	vs. Clemson %	W	84-66
M 5	vs. #9 NC State %	W (ot)	67-64
M 17	PENN STATE \$	W	85-64
M 22	vs. #18 Providence \$ @	W	77-71
M 24	vs. #4 Tennessee \$ @	W (ot)	79-75
M 30	vs. #2 Stanford \$ FF	L	66-75

- (9) Investors' Classic (Charlottesville, Va.)
- (16) Wahine Classic (Honolulu, Hawaii)
- (17) Bell Atlantic Tournament (New Brunswick, N.J.)
- % ACC Tournament (Fayetteville, N.C.)
- * ACC regular-season contest
- \$ NCAA Tournament
- @ NCAA East Regional (Norfolk, Va.)
- FF Final Four (Knoxville, Tenn.)

Home 13-1, Away 8-4, Neutral 8-1
 Statistical Leaders: Dawn Staley 17.9 ppg; Heather Burge 6.7 rpg and Dawn Staley 6.7 rpg

1990-91 31-3, 14-0 ACC (1st) Head Coach—Debbie Ryan

ACC Regular-Season Champions Final Four

N 24	at St. Peter's	W	91-59
N 28	VIRGINIA TECH	W	93-44
D 1	at #12 Texas	W	80-74
D 4	at Old Dominion	W	90-59
D 7	LAFAYETTE (18)	W	103-41
D 8	FLORIDA STATE (18)	W	92-77
D 19	ST. FRANCIS	W	102-45
D 20	MORGAN STATE	W	96-37
D 28	vs. Fla. International (19)	W	78-46
D 29	vs. Michigan State (19)	W	91-74
D 30	vs. Kansas (19)	W	97-51
J 3	#4 PENN STATE	L	71-73
J 5	*at Duke	W	92-56
J 9	*at #12 Clemson	W	81-75
J 12	*at #3 NC State	W (3ot)	123-120
J 16	*MARYLAND	W	76-59
J 19	*at Georgia Tech	W	98-72
J 24	*at Wake Forest	W	87-70
J 26	ST. JOHN'S	W	90-51
J 29	*at North Carolina	W	92-67
F 2	*GEORGIA TECH	W	98-94
F 6	*NORTH CAROLINA	W	97-60
F 9	*DUKE	W	86-61
F 14	*WAKE FOREST	W	98-66
F 16	*#23 CLEMSON	W	89-62
F 20	*at Maryland	W	111-74
F 23	*#7 NC STATE	W	95-78
M 2	vs. North Carolina %	W	90-69
M 3	vs. Clemson %	L	62-65
M 17	#14 S. F. AUSTIN \$	W	74-72
M 21	vs. #25 Oklahoma St. \$ @	W	76-61
M 23	vs. #24 Lamar \$ @	W	85-70
M 30	vs. #13 Connecticut \$ FF	W	61-55
M 31	vs. #4 Tennessee \$ FF	L (ot)	67-70

- (18) Cavalier Classic (Charlottesville, Va.)
- (19) Pepsi-Church's Holiday Classic (Miami, Fla.)
- % ACC Tournament (Fayetteville, N.C.)
- * ACC regular-season contest
- \$ NCAA Tournament
- @ NCAA Midwest Regional (Austin, Texas)
- FF Final Four (New Orleans, La.)

Home 14-1, Away 10-0, Neutral 7-2
 Statistical Leaders: Tonya Cardoza 15.5 ppg; Tonya Cardoza and Dawn Staley 6.1 rpg

1991-92 32-2, 15-1 ACC (1st) Head Coach—Debbie Ryan

ACC Regular-Season Champions ACC Tournament Champions Final Four

N 22	FAIRFIELD (18)	W	110-64
N 23	WEST VIRGINIA (18)	W	92-63
N 26	CANISIUS	W	92-36
N 30	at Temple	W	81-52
D 4	at Richmond	W	88-61
D 7	#13 TEXAS	W	77-47
D 19	VIRGINIA COMM.	W	101-55
D 28	at UCLA (20)	W	77-55
D 29	vs. Southern Cal (20)	W	71-52
J 3	*at Florida State	W	87-60
J 5	at #17 Auburn	W	77-70
J 8	*at North Carolina	W	83-68
J 11	*#12 NC STATE	W	101-70
J 15	*#3 MARYLAND	L	65-67
J 18	*#17 CLEMSON	W	85-52
J 22	*at Wake Forest	W	78-44
J 25	*GEORGIA TECH	W	79-74
J 27	*FLORIDA STATE	W	81-43
F 1	*at Duke	W	81-54
F 5	*WAKE FOREST	W	78-55
F 8	*at Georgia Tech	W	86-62
F 11	*at #1 Maryland	W	75-74
F 15	*DUKE	W	93-48
F 17	CONNECTICUT	W	64-43
F 22	*at #19 Clemson	W	85-81
F 26	*NORTH CAROLINA	W	65-52
F 29	*at NC State	W	76-74
M 7	vs. Duke %	W	81-55
M 8	vs. North Carolina %	W	74-55
M 9	vs. Georgia Tech %	W	70-69
M 22	#16 GEO. WASHINGTON \$W	W	97-58
M 26	#14 WEST VIRGINIA \$ @	W	103-83
M 28	#13 VANDERBILT \$ @	W	70-58
A 4	vs. #3 Stanford \$ FF	L	65-66

- (18) Cavalier Classic (Charlottesville, Va.)
- (20) LA Gear Classic (Los Angeles, Calif.)
- % ACC Tournament (Rock Hill, S.C.)
- * ACC regular-season contest
- \$ NCAA Tournament
- @ NCAA East Regional (Charlottesville, Va.)
- FF Final Four (Los Angeles, Calif.)

Home 16-1, Away 12-0, Neutral 4-1
 Statistical Leaders: Heather Burge 17.2 ppg, 8.4 rpg

1992-93 26-6, 13-3 ACC (1st) Head Coach—Debbie Ryan

ACC Regular-Season Champions ACC Tournament Champions

D 1	TEMPLE	W	74-30
D 4	WILLIAM & MARY (21)	W	82-40
D 5	ST. JOSEPH'S (Pa.) (21)	W	64-53
D 8	at Virginia Tech	W	93-59
D 10	MORGAN STATE	W	110-49
D 12	VIRGINIA COMM.	W	94-53
D 21	RICHMOND	W	93-66
D 29	vs. UNC-Charlotte (22)	W	77-74
D 30	vs. #2 Vanderbilt (22)	L	62-66
J 2	at #13 Ohio State	L	84-91
J 6	*at Florida State	W	78-66
J 9	*DUKE	W	76-57
J 13	*at Clemson	L	60-61
J 17	*NC STATE	W	79-73
J 20	*at #5 Maryland	L	66-70
J 23	*at #24 Georgia Tech	W	107-81
J 27	*at Wake Forest	W	82-78

J 30	*FLORIDA STATE	W	76-68
F 3	*at #16 North Carolina	L	65-72
F 5	*GEORGIA TECH	W	88-53
F 9	*#12 NORTH CAROLINA	W	73-67
F 13	*at Duke	W	97-61
F 17	*WAKE FOREST	W	87-67
F 20	*#20 CLEMSON	W	87-70
F 23	*#12 MARYLAND	W	87-73
F 27	*at NC State	W	76-75
M 6	vs. Wake Forest %	W	74-46
M 7	vs. Clemson %	W (ot)	79-71
M 8	vs. #12 Maryland %	W (3ot)	106-103
M 21	FLORIDA \$	W	69-55
M 25	vs. #21 Georgetown \$ @	W	77-57
M 27	vs. #3 Ohio State \$ @	L	73-75

- (21) Coca Cola/Holiday Inn Classic (Charlottesville, Va.)
- (22) Takit to Court Super Shootout (Hilton Head, S.C.)
- % ACC Tournament (Rock Hill, S.C.)
- * ACC regular-season contest
- \$ NCAA Tournament
- @ NCAA East Regional (Richmond, Va.)

Home 15-0, Away 6-4, Neutral 5-2
 Statistical Leaders: Heather Burge 19.1 ppg, 7.7 rpg

1993-94 27-5, 15-1 ACC (1st) Head Coach—Debbie Ryan

ACC Regular-Season Champions

N 27	PENNSYLVANIA	W	92-66
N 28	ROBERT MORRIS	W	86-59
D 3	MARSHALL (21)	W	105-73
D 4	TOLEDO (21)	W	95-64
D 8	VIRGINIA TECH	W	78-66
D 11	at #15 Connecticut	L	63-74
D 21	*FLORIDA STATE	W	86-56
D 29	CREIGHTON	W	63-60
D 30	at St. Joseph's	L	56-71
J 3	*CLEMSON	W	69-65
J 8	OHIO STATE	W	68-65
J 12	*at North Carolina	W	77-75
J 15	*at N.C. State	W	70-44
J 18	*MARYLAND	W	68-56
J 22	*GEORGIA TECH	W	88-75
J 25	*at Duke	W	87-66
J 29	*WAKE FOREST	W	80-55
J 31	at Va. Commonwealth	W	76-46
F 4	*at Florida State	W	59-50
F 6	*at Georgia Tech	W	82-54
F 9	*NORTH CAROLINA	W	83-74
F 12	*DUKE	W	73-60
F 15	*at Wake Forest	W	62-54
F 19	*at Clemson	L	61-70
	*at Maryland	W	86-83
F 27	*NC STATE	W	81-58
M 5	*vs. Wake Forest %	W	73-54
M 6	*vs. Maryland %	W	63-45
M 7	*vs. North Carolina %	L	60-77
M 16	LOYOLA \$	W	72-47
M 19	SW MISSOURI STATE \$	W	67-63
M 24	vs. Southern Cal @	L	66-85

- (21) Coca Cola/Holiday Inn Classic (Charlottesville, Va.)
- (22) Takit to Court Super Shootout (Hilton Head, S.C.)
- % ACC Tournament (Rock Hill, S.C.)
- * ACC regular-season contest
- \$ NCAA Tournament
- @ NCAA East Regional Fayetteville, Ark.)

Home 15-0, Away 6-4, Neutral 5-2
 Statistical Leaders: Heather Burge 19.1 ppg, 7.7 rpg



ALL-TIME RESULTS

1994-95 27-5, 16-0 ACC (1st)

Head Coach—Debbie Ryan

ACC Regular-Season Champions

N 25	vs. #16 Kansas (16)	L	84-86
N 26	vs. Arizona (16)	W	60-56
N 27	vs. Tennessee Tech (16)	W	75-54
D 3	RIDER	W	115-60
D 4	AMERICAN	W	89-38
D 9	vs. #1 Tennessee (24)	L	73-84
D 10	at Richmond (24)	W	78-50
D 20	RADFORD	W	88-48
D 29	FORDHAM	W	105-55
J 1	*at Clemson	W	76-67
J 5	*WAKE FOREST	W	96-39
J 7	*at NC State	W	81-73
J 10	*DUKE	W	78-62
J 13	at Virginia Tech	L	62-69
J 17	*at Florida State	W	76-60
J 21	*GEORGIA TECH	W	73-53
J 25	*at Maryland	W	82-48
J 28	*CLEMSON	W	78-55
J 31	*#5 NORTH CAROLINA	W	80-64
F 3	*at Wake Forest	W	88-58
F 5	*at #5 North Carolina	W	88-78
F 9	*NC STATE	W	80-68
F 12	*at Duke	W	67-61
F 18	*FLORIDA STATE	W	79-45
F 20	*at Georgia Tech	W	61-53
F 26	*MARYLAND	W	56-41
M 3	vs. Maryland %	W	68-46
M 4	vs. #22 Duke %	L (ot)	82-83
M 16	DARTMOUTH \$	W	71-68
M 18	#17 FLORIDA \$	W	72-67
M 23	vs. #8 Louisiana Tech \$ @	W	63-62
M 25	at #1 Connecticut \$ @	L	63-67

(16) Wahine Classic (Honolulu, Hawaii)
 (24) Central Fidelity Classic (Richmond, Va.)
 % ACC Tournament (Rock Hill, S.C.)
 * ACC regular-season contest
 \$ NCAA Tournament
 @ NCAA East Regional (Storrs, Conn.)

Home 14-0, Away 9-2, Neutral 4-3
 Statistical Leaders: Wendy Palmer 17.6 ppg, 10.5 rpg

1995-96 26-7, 13-3 ACC (1st)

Head Coach—Debbie Ryan

ACC Regular-Season Champions

N 19	at #6 Tennessee (25)	L	51-78
N 25	PITTSBURGH	W	103-56
N 29	CLEVELAND ST.	W	120-53
D 2	#6 GEORGIA	W	94-65
D 6	VIRGINIA TECH	W	80-38
D 9	at #4 Vanderbilt	L	65-72
D 19	NORTHEASTERN	W	81-20
D 20	COPPIN ST.	W	87-42
D 29	at UCLA (26)	W	77-55
D 30	Southern California (26)	W	78-68
J 2	*CLEMSON	L	59-63
J 4	*at Wake Forest	W	80-70
J 8	*at #6 Duke	W	61-60
J 12	*#13 NC STATE	W	77-69
J 13	at Rider	W	79-44
J 16	*FLORIDA STATE	W	91-58
J 20	*at Georgia Tech	W	79-58
J 24	*MARYLAND	W	75-46
J 28	*at #18 Clemson	L	45-57
J 31	*#NORTH CAROLINA	W	87-71
F 7	*at #15 NC State	W	72-60
F 10	*#14 DUKE	L	69-72

F 12	*at North Carolina	W	83-70
F 16	*at Florida State	W	81-40
F 19	*WAKE FOREST	W	77-55
F 20	*GEORGIA TECH	W	80-62
F 24	*at Maryland	W	77-53
M 1	vs. Florida State %	W	83-50
M 2	vs. #22 Clemson %	L	67-75
M 15	MANHATTAN \$	W	100-55
M 17	GEO. WASHINGTON \$	W	62-43
M 23	#6 OLD DOMINION \$ @	W	72-60
M 25	#4 TENNESSEE \$ @	L	46-52

(25) State Farm Hall of Fame Classic (Knoxville, Tenn.)
 (26) ACC/Pac 10 Challenge (Los Angeles, Calif.)
 % ACC Tournament (Rock Hill, S.C.)
 * ACC regular-season contest
 \$ NCAA Tournament
 @ NCAA East Regional (Charlottesville, Va.)

Home 15-3, Away 9-3, Neutral 2-1
 Statistical Leaders: Tora Suber 17.6 ppg; Wendy Palmer 11.2 rpg

1996-97 23-8, 12-4 ACC (2nd)

Head Coach—Debbie Ryan

N 22	at Pittsburgh	W	64-55
N 24	at American	L	67-69
N 26	ST. FRANCIS (Pa.)	W	71-33
D 1	#7 VANDERBILT	W	65-49
D 4	at #5 Georgia	L	56-77
D 7	*WAKE FOREST	W	73-57
D 19	RIDER	W	96-41
D 20	NC A & T	W	82-36
D 29	vs. Alabama State (27)	W	106-21
D 30	at Fla. International (27)	W	85-64
J 4	*#21 CLEMSON	L	44-58
J 6	*#14 DUKE	W	62-55
J 9	*MARYLAND	W	60-42
J 11	*at #11 NC State	W	64-62
J 16	*GEORGIA TECH	W	74-53
J 19	*at Florida State	W	67-57
J 22	*at Wake Forest	W	74-43
J 27	*#6 NORTH CAROLINA	L	71-75
J 29	*at #17 Clemson	W	75-65
F 3	*at Maryland	W	73-49
F 6	at Virginia Tech	W	90-41
F 9	*NC STATE	W	91-66
F 13	*at Georgia Tech	L	60-72
F 16	*FLORIDA STATE	W	73-44
F 19	*at #22 Duke	W	86-56
F 23	*at #4 North Carolina	L	65-70
F 28	vs. Georgia Tech %	W	77-63
M 1	vs. #22 Clemson %	L (ot)	75-77
M 14	TROY STATE \$	W	96-74
M 16	UTAH \$	W	65-46
M 22	vs. #3 Stanford \$ @	L	69-91

(27) Florida International Holiday Classic (Miami, Fla.)
 % ACC Tournament (Charlotte, N.C.)
 * ACC regular-season contest
 \$ NCAA Tournament
 @ NCAA West Regional (Missoula, Mont.)

Home 12-2, Away 9-4, Neutral 2-2
 Statistical Leaders: Tora Suber 14.9 ppg; DeMya Walker 7.5 rpg

1997-98 19-10, 9-7 ACC (5th)

Head Coach—Debbie Ryan

N 16	WILLIAM & MARY	W	71-57
N 21	KENT	W	67-54
N 23	WEST VIRGINIA	W	59-58
N 25	VIRGINIA TECH	W	64-49
N 29	at Virginia Comm.	W	61-54
D 3	at St. Francis (Pa.)	W	79-60

D 6	*at Georgia Tech	L	65-84
D 8	MT. ST. MARY'S	W	63-37
D 28	at California	W	81-66
D 30	at Santa Clara	W	62-60
J 2	*FLORIDA STATE	W	75-62
J 5	*at Clemson	L	67-74
J 8	*MARYLAND	W	86-60
J 11	*#17 NC STATE	L	59-67
J 15	*at #7 North Carolina	W (3ot)	105-100
J 18	*WAKE FOREST	W	65-55
J 23	*at #24 Duke	L	66-93
J 27	#3 Old Dominion +	L	51-80
J 30	*GEORGIA TECH	W	93-57
F 1	*at Florida State	W (ot)	83-76
F 5	*#22 CLEMSON	W	72-55
F 9	*at Maryland	W	47-45
F 12	*at #11 NC State	L	63-70
F 15	*#5 NORTH CAROLINA	L (2ot)	84-85
F 18	*at Wake Forest	W	60-51
F 22	*#11 DUKE	L (ot)	78-85
F 27	vs. #10 North Carolina %	L	56-76
M 13	vs. Southern Methodist \$	W	77-68
M 15	at #9 Arizona \$	L	77-94

+ Richmond, Va.
 % ACC Tournament (Charlotte, N.C.)
 * ACC regular-season contest
 \$ NCAA Tournament (Tucson, Ariz.)

Home 10-3, Away 8-5, Neutral 1-2
 Statistical Leaders: DeMya Walker 16.3 ppg, 8.4 rpg

1998-99 20-9, 12-4 ACC (2nd)

Head Coach—Debbie Ryan

N 15	at West Virginia	W	85-72
N 22	at Arkansas State	L	77-86
N 24	VIRGINIA COMM.	W	99-57
N 28	CALIFORNIA	W	70-55
N 30	at Virginia Tech	L	65-81
D 4	*WAKE FOREST	W	65-45
D 11	TOWSON	W	102-44
D 21	RADFORD	W	96-56
D 28	BROWN (28)	W	111-49
D 29	AUBURN (28)	L	61-79
J 2	*at #10 Clemson	W (ot)	67-66
J 4	*at #13 Duke	L	68-84
J 8	*MARYLAND	W	69-63
J 11	*at NC State	W	60-46
J 14	*GEORGIA TECH	W	82-62
J 18	*at #7 North Carolina	L	68-79
J 22	*at Florida State	W	80-71
J 24	BAYLOR	W	80-51
J 28	*at Wake Forest	W	81-50
J 31	*#15 CLEMSON	W	75-55
F 4	*#9 DUKE	L	56-66
F 8	*at Maryland	W	69-55
F 10	*NC STATE	W	67-53
F 14	*#14 NORTH CAROLINA	L (ot)	80-82
F 18	*at Georgia Tech	W	86-73
F 21	*FLORIDA STATE	W	73-55
F 27	vs. Wake Forest %	W	71-67
F 28	vs. #13 North Carolina %	L	70-83
M 12	vs. #18 Penn State \$	L	69-82

(28) Nationwide Cavalier Classic (Charlottesville, Va.)
 % ACC Tournament (Charlotte, N.C.)
 * ACC regular-season contest
 \$ NCAA Tournament (Ruston, La.)

Home 12-3, Away 7-4, Neutral 1-2
 Statistical Leaders: DeMya Walker 15.0 ppg, 8.5 rpg



ALL-TIME RESULTS

1999-00 25-9, 13-3 ACC (1st)
Head Coach—Debbie Ryan

ACC Regular-Season Champions

N 21	ST. JOSEPH'S	L	61-73
N 26	vs. Grambling (16)	W	100-79
N 27	vs. Texas (16)	L	73-78
N 28	vs. Washington (16)	W	85-64
D 2	at William & Mary	W	71-42
D 5	*at #22 Duke	L	62-83
D 7	LOYOLA	W	77-63
D 10	at #21 Old Dominion	L	65-86
D 20	VIRGINIA TECH	W	67-62
D 27	SIENA	W	83-43
D 29	BUTLER (28)	W	88-54
D 30	SYRACUSE (28)	W	70-59
J 3	*GEORGIA TECH	W	83-70
J 6	*#9 NORTH CAROLINA	W	87-68
J 9	*at Florida State	W	76-73
J 15	*MARYLAND	W	76-68
J 17	*at #3 NC State	W	80-73
J 20	*CLEMSON	W (2ot)	77-74
J 24	at Kent	L	74-85
J 27	*at Wake Forest	W	58-47
J 30	*#9 DUKE	W	61-49
F 3	*at Georgia Tech	W	66-65
F 7	*at North Carolina	L (ot)	63-66
F 10	*FLORIDA STATE	W	74-59
F 13	ARKANSAS STATE	W	57-55
F 17	*at Clemson	W	72-63
F 20	*#7 NC STATE	W	60-51
F 24	*at Maryland	L	71-76
F 27	*WAKE FOREST	W	77-71
M 3	vs. Wake Forest %	W	72-47
M 5	vs. North Carolina %	L	63-67
M 17	PEPPERDINE \$	W	74-62
M 19	#17 BOSTON COLLEGE \$	W	74-70
M 25	vs. #2 Tennessee \$ @	L	56-77

- (16) Wahine Classic (Honolulu, Hawaii)
- (28) Nationwide Cavalier Classic (Charlottesville, Va.)
- % ACC Tournament (Greensboro, N.C.)
- * ACC regular-season contest
- \$ NCAA Tournament
- @ NCAA Midwest Regional (Memphis, Tenn.)

Home 16-1, Away 6-5, Neutral 3-3
 Statistical Leaders: Schuye LaRue, 14.4 ppg, 8.0 rpg

2000-01 18-14, 8-8 ACC (5th)
Head Coach—Debbie Ryan

N 10	MT. ST. MARY'S #	W	100-61
N 12	GEO. WASHINGTON #	W	72-66
N 19	#8 Louisiana Tech !	L	59-72
N 20	Texas !	L (2ot)	55-56
N 25	at Loyola	W	67-46
N 27	ST. FRANCIS	W	116-63
N 30	at Virginia Tech	L	56-57
D 3	OLD DOMINION	W	78-67
D 6	at St. Joseph's	W	62-58
D 9	*at Wake Forest	W	77-61
D 20	LIBERTY	W	73-46
D 28	at UC-Santa Barbara	L	66-78
D 29	at Cal State-Northridge	W	75-69
J 2	*#16 NC STATE	W	77-64
J 5	*MARYLAND	W	82-41
J 7	*at Georgia Tech	L	65-70
J 11	*at North Carolina	W	78-76
J 15	*#16 CLEMSON	L	71-87
J 18	RICHMOND	W	83-76
J 22	*#5 DUKE	L	68-71
J 24	*at Florida State	L	58-60

J 28	*WAKE FOREST	W (2ot)	76-73
F 1	*at NC State	L	56-71
F 5	*at Maryland	W	69-56
F 8	*GEORGIA TECH	L	70-87
F 11	*NORTH CAROLINA	W	76-73
F 15	*at Clemson	L	71-78
F 19	HAMPTON	W	75-72
F 22	*at #17 Duke	L	53-76
F 25	*FLORIDA STATE	W	77-65
M 3	vs. Florida State %	L	77-83
M 17	vs. Michigan \$	L (ot)	71-81
#	Preseason WNIT (Charlottesville, Va.)		
!	Preseason WNIT (West Lafayette, Ind.)		
%	ACC Tournament (Greensboro, N.C.)		
*	ACC regular-season contest		
\$	NCAA Tournament (Notre Dame, Ind.)		

Home 12-3, Away 6-7, Neutral 0-4
 Statistical Leaders: Schuye LaRue, 18.1 ppg, 11.8 rpg

2001-02 17-13, 9-7 ACC (T3rd)
Head Coach—Debbie Ryan

N 16	at Hampton	W	51-48
N 19	at Richmond	L	72-77
N 20	LIBERTY	W	69-52
N 24	at Rutgers	L	48-53
N 26	HOWARD	W	76-51
N 29	VIRGINIA TECH	W	60-58
D 2	UC-SANTA BARBARA	W	72-71
D 6	*#11 DUKE	L	73-107
D 18	OHIO STATE	L (ot)	79-88
D 20	FLORIDA INTERN'L	W	78-65
D 28	vs. Long Island (29)	W	73-40
D 29	at #25 Tulane (29)	L	63-74
J 2	*at NC State	W	68-52
J 7	*CLEMSON	L	68-79
J 10	*at Georgia Tech	L	61-92
J 13	*WAKE FOREST	W	65-51
J 17	*at Maryland	W	52-44
J 20	*at #6 Duke	L	69-86
J 23	*FLORIDA STATE	W	66-62
J 27	*at #21 North Carolina	L	64-79
F 3	*NC STATE	W	61-57
F 7	*at Clemson	L	65-73
F 11	*GEORGIA TECH	W	85-79
F 14	*at Wake Forest	W (ot)	61-55
F 17	*MARYLAND	W	76-59
F 21	*#19 NORTH CAROLINA	L	68-78
F 24	*at Florida State	W	57-54
M 2	vs. Georgia Tech %	W	60-58
M 3	vs. #4 Duke %	L	67-71
M 16	vs. Iowa \$	L	62-69

(29) Tulane DoubleTree Classic (New Orleans, La.)
 % ACC Tournament (Greensboro, N.C.)
 * ACC regular-season contest
 \$ NCAA Tournament (Storrs, Conn.)
 Home 10-4, Away 5-7, Neutral 2-2
 Statistical Leaders: Telisha Quarles 15.7 ppg, Brandi Teamer 8.9 rpg

2002-03 17-14, 9-7 ACC (3rd)
Head Coach—Debbie Ryan

N 22	at #22 Old Dominion	W	63-55
N 24	ST. JOSEPH'S	W	66-37
N 26	at Liberty	L (ot)	69-77
N 30	LONG ISLAND	W	57-46
D 3	at Virginia Tech	L	56-72
D 6	RUTGERS	W	68-64
D 16	FURMAN	L	56-58
D 18	at Ohio State	L	60-73
D 28	vs. #25 Michigan (30)	W	78-64
D 29	at Florida (30)	L	68-81
J 2	*at Clemson	L	62-63
J 5	*at Wake Forest	L	66-77
J 9	*#1 DUKE	L	59-60
J 12	*at NC State	L	49-50
J 16	*GEORGIA TECH	W	74-63
J 19	*MARYLAND	W	69-58
J 23	*at Florida State	L	46-55
J 26	GEORGETOWN	W	69-57
J 30	*at #7 North Carolina	L	54-74
F 3	*CLEMSON	W	69-54
F 6	*WAKE FOREST	W	64-44
F 10	*at #2 Duke	L	48-75
F 13	*NC STATE	W	58-54
F 16	*at Georgia Tech	W	56-54
F 20	*at Maryland	W	71-67
F 23	*FLORIDA STATE	W	63-54
M 2	*#8 NORTH CAROLINA	W	69-59
M 8	vs. NC State %	W	66-56
M 9	vs. #11 North Carolina %	L	78-88
M 22	vs. Illinois \$	W	72-56
M 24	at #4 Tennessee \$	L	51-81

(30) Florida's State Farm Classic (Gainesville, Fla.)
 % ACC Tournament (Greensboro, N.C.)
 * ACC regular-season contest
 \$ NCAA Tournament (Knoxville, Tenn.)
 Home 11-2, Away 3-11, Neutral 3-1
 Statistical Leaders: Cherrie Graham 14.8 ppg, Brandi Teamer 6.9 rpg

2003-04 13-16, 6-10 ACC (7th)
Head Coach—Debbie Ryan

N 21	UNC GREENSBORO	W	71-44
N 23	VIRGINIA TECH	L	62-63
N 28	vs. #21/18 Arizona (31)	W	70-65
N 29	vs. #2 Texas (31)	L	54-74
N 30	vs. Hartford (31)	L	63-74
D 5	at Long Island	W	76-59
D 18	at St. Joseph's	L	67-74
D 20	WAGNER	W	87-53
D 28	TEMPLE (32)	W	72-71
D 29	#7/6 MINNESOTA (32)	L	53-73
J 2	*CLEMSON	L	55-58
J 4	*at Maryland	L	55-69
J 7	RADFORD	W	70-35
J 12	*GEORGIA TECH	W	60-59
J 15	*at NC State	W	66-62
J 18	*#1/2 DUKE	L	52-63
J 23	*at Florida State	W (ot)	82-80
J 25	*at Clemson	L	56-60
J 29	*#10/11 NO. CAROLINA	L	70-75
F 1	*at Wake Forest	W	62-61
F 5	*MARYLAND	W	64-51
F 8	at Georgetown	W	52-45
F 12	*at Georgia Tech	L	55-65
F 15	*NC STATE	L	67-72
F 19	*at #4 Duke	L	54-87
F 22	*FLORIDA STATE	L	71-73
F 26	*WAKE FOREST	W	75-61



ALL-TIME RESULTS

F 29	*at #11 North Carolina	L	64-70
M 6	vs. #10 North Carolina %	L	45-64
(31)	Rainbow Wahine Classic (Honolulu, Hawaii)		
(32)	Cavalier Classic (Charlottesville, Va.)		
%	ACC Tournament (Greensboro, N.C.)		
*	ACC regular-season contest		
Home 7-7, Away 5-6, Neutral 1-3			
Statistical Leaders: Brandi Teamer 11.5 ppg, 5.6 rpg			

2004-05 21-11, 8-6 ACC (5th) Head Coach—Debbie Ryan

N 11	vs. Arizona State (33)	L	50-60
N 12	vs. Maine (33)	W	72-62
N 19	at Cleveland State	W	65-55
N 23	DELAWARE STATE	W	74-47
N 27	RICHMOND	L	57-66
N 30	LIBERTY	W	67-58
D 4	vs. #24 Houston (34)	L	64-67
D 5	at Northwestern (34)	W	76-55
D 10	OLD DOMINION	W	72-64
D 21	ST. FRANCIS	W	84-50
D 28	ALBANY (35)	W	59-34
D 29	JAMES MADISON (35)	W	98-52
J 2	SOUTH CAROLINA	W	66-49
J 6	*at Wake Forest	W (ot)	85-83
J 10	*at Georgia Tech	W	61-38
J 14	*#1 DUKE	L	65-87
J 16	*CLEMSON	W	68-49
J 20	*at #16/18 Maryland	L	60-63
J 23	DARTMOUTH	W	83-70
J 28	*VIRGINIA TECH	W	70-67
J 31	*at #24/19 Florida State	W	77-62
F 3	*at #25 NC State	L	56-62
F 7	*#8/6 NORTH CAROLINA	L	56-76
F 10	*MIAMI	L	60-66
F 13	*at Virginia Tech	W	61-58
F 20	*#20/21 MARYLAND	W	63-61
F 24	*at #8/4 North Carolina	L	60-89
F 27	*WAKE FOREST	W	57-54
M 5	vs. Florida State %	W (ot)	71-67
M 6	vs. #4/3 North Carolina %	L	72-78
M 19	vs. Old Dominion (36)	W	79-57
M 21	at #12 Minnesota (36)	L	58-73
(33)	Women's Sports Foundation Classic (Baton Rouge, La.)		
(34)	Mildred & Roger L. White Invitational (Evanston, Ill.)		
(35)	Cavalier Classic (Charlottesville, Va.)		
(36)	NCAA Tournament (Minneapolis, Minn.)		
%	ACC Tournament (Greensboro, N.C.)		
*	ACC regular-season contest		
Home 12-4, Away 6-4, Neutral 3-3			
Statistical Leaders: Brandi Teamer 12.7 ppg, Jocelyn Logan-Friend 7.6 rpg			

2005-06 20-12, 5-9 ACC (9th) Head Coach—Debbie Ryan

N 18	at George Washington	W	66-53
N 20	WRIGHT STATE	W	74-56
N 25	vs. Alabama (37)	W	69-48
N 26	vs. #12 Minnesota (37)	L	64-69
D 3	HARVARD	W	54-48
D 7	at Seton Hall	W	59-39
D 18	at Richmond	W	66-45
D 20	MARSHALL	W	67-35
D 28	YALE (38)	W	92-41
D 29	HOLY CROSS (38)	W	80-39
J 2	MIDDLE TENNESSEE	W	79-63
J 4	at Marquette	W	64-56
J 8	*at Florida State	L	46-60
J 13	*#25 NC STATE	L	63-73
J 16	*at #18/23 Virginia Tech	W	78-59

J 20	*#6/6 MARYLAND	L (ot)	74-84
J 22	*at Miami	W	77-65
J 26	*at #24 Boston College	L	43-57
J 29	*FLORIDA STATE	L	58-67
F 2	*VIRGINIA TECH	L	54-65
F 5	*at #6/6 Maryland	L	71-85
F 10	*at #2/2 Duke	L	65-88
F 12	*#1/1 NORTH CAROLINA	L	60-72
F 14	LONGWOOD	W	93-42
F 18	*at Wake Forest	W	81-70
F 23	*GEORGIA TECH	W	57-51
F 26	*CLEMSON	W	83-64
M 2	vs. #25 Boston College%	W	57-54
M 3	vs. #1/1 North Carolina%	L	56-82
M 18	ST. JOSEPH'S (39)	W	48-42
M 22	MIAMI (39)	W	83-72
M 24	at Pittsburgh (40)	L	58-68
(37)	Paradise Jam (St. Thomas, U.S. Virgin Islands)		
(38)	Cavalier Classic (Charlottesville, Va.)		
(39)	WNIT First & Second Rds. (Charlottesville, Va.)		
(40)	WNIT Quarterfinal (Pittsburgh, Pa.)		
%	ACC Tournament (Greensboro, N.C.)		
*	ACC regular-season contest		
Home 11-5, Away 7-5, Neutral 2-2			
Statistical Leaders: Siedah Williams 11.7 ppg, Tiffany Sardin 6.8 rpg			

2006-07 19-15, 5-9 ACC (8th) Head Coach—Debbie Ryan

N 10	at Rhode Island	W	69-56
N 12	OLD DOMINION	W	92-72
N 17	MARQUETTE	W	84-76
N 20	LIBERTY	L	71-75
N 24	vs. South Dakota St. (41)	L	55-62
N 25	vs. Central Florida (41)	W	76-47
N 29	TEMPLE	W	71-65
D 2	SETON HALL	W	85-65
D 5	at Marshall	W	75-58
D 16	CLEVELAND STATE	W	100-60
D 18	#6/6 CONNECTICUT	L	60-96
D 28	MAINE (42)	W	86-66
D 29	UAB (42)	W	81-63
J 3	at Richmond	L	70-73
J 8	*at #2/2 North Carolina	L	62-96
J 11	*WAKE FOREST	W	77-70
J 14	*BOSTON COLLEGE	W (ot)	65-63
J 19	*at #3/3 Maryland	L	68-95
J 22	*VIRGINIA TECH	L	58-60
J 25	*at NC State	L	60-71
J 28	*at Florida State	L	47-63
F 2	*#1/1 DUKE	L	61-76
F 4	*MIAMI	W	73-60
F 6	NORTH FLORIDA	W	90-57
F 11	*#6/6 MARYLAND	L	74-83
F 15	*at Virginia Tech	W	79-76
F 18	*FLORIDA STATE	L	77-79
F 22	*at Georgia Tech	L	49-73
F 25	*at Clemson	W	86-85
M 1	vs. Clemson%	W	89-82
M 2	vs. #1/1 Duke%	L	58-79
M 19	CHARLOTTE (43)	W	74-72
M 22	SOUTH FLORIDA (43)	W	73-71
M 25	at Wisconsin (44)	L	78-84
(41)	Junkanoo Jam (Freeport, The Bahamas)		
(42)	Marriott Cavalier Classic (Charlottesville, Va.)		
(43)	WNIT First & Second Rds. (Charlottesville, Va.)		
(44)	WNIT Quarterfinal (Madison, Wis.)		
%	ACC Tournament (Greensboro, N.C.)		
*	ACC regular-season contest		
Home 13-6, Away 4-7 Neutral 2-2			
Statistical Leader: Lyndra Littles 17.3 ppg, 8.8 rpg			

2007-08 24-10, 10-4 ACC (T-3rd) Head Coach—Debbie Ryan

N 10	LONGWOOD	W	62-49
N 12	#13 GEO. WASHINGTON	L	68-70
N 15	at South Carolina	L	64-66
N 18	RICHMOND	W	80-59
N 23	vs. #21/22 Texas (45)	W	86-83
N 24	vs. Minnesota (45)	W	73-62
N 25	vs. Hartford (45)	L	53-70
N 30	WISCONSIN	W	84-60
D 2	FAIRLEIGH DICKINSON	W	83-35
D 5	at #2/2 Connecticut	L	45-75
D 20	DAVIDSON	W	83-68
D 28	DELAWARE STATE (46)	W	71-54
D 29	MARSHALL (46)	W	78-56
J 2	at Rider	W	98-51
J 6	*at Wake Forest	W	69-50
J 9	RHODE ISLAND	W	89-53
J 13	*VIRGINIA TECH	W	70-57
J 18	*#4 MARYLAND	L	62-74
J 21	*at Miami	W	79-68
J 26	*at Florida State	W (ot)	69-66
F 1	*NC STATE	W	74-49
F 4	MOREHEAD STATE	W	88-43
F 8	*at #4 Maryland	L	80-86
F 10	*FLORIDA STATE	W	77-58
F 15	*#3 NORTH CAROLINA	L	82-90
F 17	*at Virginia Tech	W	62-53
F 21	*CLEMSON	W	83-71
F 24	*at #12 Duke	L	70-78
F 28	*at Boston College	W	67-57
M 2	*GEORGIA TECH	W (2ot)	103-101
M 7	vs. Georgia Tech%	W	52-43
M 8	vs. #2 North Carolina %	L	65-80
M 23	vs. UC Santa Barbara (47)	W	86-52
M 25	vs. #11 Old Dominion(47)	L	85-88
(45)	Rainbow Wahine Classic (Honolulu, Hawaii)		
(46)	Marriott Cavalier Classic (Charlottesville, Va.)		
(47)	2008 NCAA Tournament (Norfolk, Va.)		
%	ACC Tournament (Greensboro, N.C.)		
*	ACC regular-season contest		
Home 14-3, Away 6-4, Neutral 4-3			
Statistical Leaders: Monica Wright 17.6 ppg, Aisha Mohammed 9.2 rpg			

2008-09 24-10, 8-6 ACC (T-5th) Head Coach—Debbie Ryan

N 14	HIGH POINT	W	78-48
N 17	at #5 Tennessee	W	83-82
N 21	at #25 Old Dominion	L	70-78
N 24	COLORADO	W	77-43
N 28	vs. Utah (48)	W	65-57
N 29	vs. Marquette (48)	W	76-71
N 30	vs. Gonzaga (48)	L	62-69
D 4	at Illinois (49)	W	63-39
D 6	EAST CAROLINA	W	80-67
D 18	MONMOUTH	W	73-45
D 21	MOUNT ST. MARY'S	W	65-55
D 28	RIDER (50)	W	83-38
D 29	LOUISIANA TECH (50)	W	68-52
J 2	GEORGIA	W	62-60
J 5	ST. FRANCIS (PA.)	W	82-66
J 11	*#25 WAKE FOREST	W	77-59
J 16	*at #2 North Carolina	L	74-103
J 21	*at Virginia Tech	W	75-69
J 23	*#22 FLORIDA STATE	L	75-80
J 26	*at Clemson	W	75-67
J 30	*#8 MARYLAND	W	89-81
F 1	LONGWOOD	W	88-50
F 5	*#4 DUKE	L	67-81



ALL-TIME RESULTS

F 8	*VIRGINIA TECH	W	69-61
F 12	*at #9 Maryland	L	78-94
F 15	*at NC State	L	54-60
F 19	*MIAMI	W (ot)	84-75
F 22	*BOSTON COLLEGE	W	90-70
F 24	*at #11 Florida State	W	68-63
M 1	*at Georgia Tech	L	66-74
M 5	vs. Virginia Tech %	W	66-57
M 6	vs. #8 Duke %	L	53-76
M 21	vs. Marist (51)	W	68-61
M 23	vs. #13 California (51)	L	73-99

(48) WBCA Classic (Milwaukee, Wis.)

(49) ACC/Big Ten Challenge (Champaign, Ill.)

(50) Marriott Cavalier Classic (Charlottesville, Va.)

(51) 2009 NCAA Tournament (Los Angeles, Calif.)

% ACC Tournament (Greensboro, N.C.)

* ACC regular-season contest

Home 15-2, Away 6-5, Neutral 3-3

Statistical Leaders: Monica Wright 20.5ppg, Aisha Mohammed 10.1 rpg

2009-10 21-10, 9-5 ACC (3rd)

Head Coach—Debbie Ryan

N 13	at UMBC	W	68-57
N 15	MANHATTAN	W	86-68
N 18	USC UPSTATE	W	110-63
N 22	#6 TENNESSEE	L	63-77
N 26	vs. Indiana (52)	W	84-79
N 27	vs. South Dakota State (52)	W	78-66
D 3	PURDUE (53)	W	56-49
D 6	JAMES MADISON	L	73-75
D 8	FURMAN	W	74-43
D 20	at #12 Georgia	L	53-69
D 28	SAMFORD (54)	W	69-60
D 29	LIBERTY (54)	W	63-54
J 2	at Colorado	W	74-59
J 4	ST. BONAVENTURE	W	72-64
J 7	*at #11 Florida State	L	50-68
J 11	*MARYLAND	L	60-61
J 18	*at Virginia Tech	W	70-56
J 21	*at Boston College	W	70-68
J 25	*GEORGIA TECH	W	57-55
J 27	*NC STATE	W	73-60
J 31	*at Wake Forest	L	57-64
F 4	*CLEMSON	W	82-60
F 8	*at Maryland	W	82-68
F 11	*at Miami	W (ot)	69-63
F 15	*#20 NORTH CAROLINA W (2ot)		82-78
F 16	LONGWOOD	W	81-40
F 22	*#10 FLORIDA STATE	L	58-59
F 26	*at #6 Duke	L	65-83
F 28	*VIRGINIA TECH	W	55-46
M 5	vs. NC State %	L	59-66
M 21	vs. Wisconsin-Green Bay (55)	L	67-69

(52) Junkanoo Jam (Freeport, Grand Bahama Island)

(53) Big Ten/ACC Challenge (Charlottesville, Va.)

(54) Marriott Cavalier Classic (Charlottesville, Va.)

(55) 2010 NCAA Tournament (Ames, Iowa)

% ACC Tournament (Greensboro, N.C.)

* ACC regular-season contest

Home 13-4, Away 6-4, Neutral 2-2

Statistical Leaders: Monica Wright 23.7 ppg, 6.5 rpg

2010-11 19-16, 5-7 ACC (8th)

Head Coach—Debbie Ryan

N 12	at Hofstra	W	82-66
N 14	MOUNT ST. MARY'S	W	81-58
N 18	at #4 Tennessee	L	73-85
N 21	LONGWOOD	W	74-63
N 25	vs. #17 Iowa State (56)	L	48-66
N 26	vs. #10 West Virginia (56)	L	43-57
N 27	vs. #21 TCU (56)	W	59-55
D 2	at #6 Ohio State (57)	L	46-74
D 4	DREXEL	W	63-54
D 6	RADFORD	W	76-52
D 18	UMBC	W	61-46
D 20	at James Madison	L	80-82
D 28	N. CAROLINA A&T (58)	W	88-59
D 29	E. TENNESSEE STATE (58)	W	83-66
J 3	RICHMOND	W	75-62
J 6	*MIAMI	L	73-82
J 9	*at #19 Florida State	L	51-61
J 13	*at Georgia Tech	L	48-68
J 16	PENNSYLVANIA	W	54-45
J 21	*#14 MARYLAND	L (ot)	75-77
J 23	*VIRGINIA TECH	W	72-37
J 28	*at #14 North Carolina	L	52-64
J 30	*at Clemson	L	74-84
F 3	*WAKE FOREST	W	73-46
F 7	*#14 FLORIDA STATE	L	74-78
F 10	*at NC State	W (4ot)	94-92
F 13	*at #11 Maryland	W	60-57
F 20	*BOSTON COLLEGE	L	50-73
F 24	*#9 DUKE	L	48-71
F 27	*at Virginia Tech	W (ot)	73-71
M 3	vs. Wake Forest %	L	68-74
M 17	MORGAN STATE (59)	W	69-56
M 20	at Loyola (60)	W	71-49
M 24	BOSTON COLLEGE (61)	W	53-48
M 26	CHARLOTTE (62)	L	74-79

(56) Paradise Jam (U.S. Virgin Islands)

(57) ACC /Big Ten Challenge (Columbus, Ohio)

(58) Marriott Cavalier Classic (Charlottesville, Va.)

(59) WNIT First Round (Charlottesville, Va.)

(60) WNIT Second Round (Baltimore, Md.)

(61) WNIT Third Round (Charlottesville, Va.)

(62) WNIT Quarterfinals (Charlottesville, Va.)

% ACC Tournament (Greensboro, N.C.)

* ACC regular-season contest

Home 13-6, Away 3-7, Neutral 1-3

Statistical Leaders: Ariana Moorer 9.7ppg, Chelsea Shine 4.8 rpg

2011-12 25-11, 9-7 ACC (T-5th)

Head Coach—Joanne Boyle

N 11	APPALACHIAN STATE	W	80-48
N 14	at Providence	W	55-38
N 16	HIGH POINT	W	67-41
N 20	#3 TENNESSEE	Wot	69-64
N 25	vs. #24 Texas (63)	L	53-79
N 26	at Hawaii (63)	W	60-43
N 27	vs. California (63)	L	50-59
D 1	INDIANA	W	65-49
D 4	at Richmond	W	69-56
D 7	LIBERTY	W	64-38
D 18	RADFORD	W	92-43
D 20	JAMES MADISON	W	59-53
D 28	WAGNER (65)	W	84-41
D 29	MASSACHUSETTS (65)	W	53-38
J 2	at #7 Duke	L	66-77
J 5	#25 NORTH CAROLINA	L(2ot)	73-78
J 8	at Clemson	W	54-47
J 12	VIRGINIA TECH	W	52-39
J 16	at #8 Maryland	L	61-68
J 19	#11 MIAMI	L	53-56
J 21	BOSTON COLLEGE	W	69-58
J 25	at Georgia Tech	L	53-63
J 29	FLORIDA STATE	W	62-52
F 3	at #23 North California	L	56-64
F 5	at NC State	W	55-47
F 12	CLEMSON	W	68-36
F 16	#8 MARYLAND	L	56-73
F 19	at Virginia Tech	W	66-40
F 24	WAKE FOREST	W	61-55
F 26	at Florida State	W	66-57
M 1	vs. Boston College	W	72-41
M 2	vs. #6 Maryland	L	58-70
M 15	HOWARD (65)	Wot	59-56
M 19	RICHMOND (65)	W	68-55
M 22	APPALACHIAN STATE (65)	W	74-58
M 25	at James Madison (66)	L	59-68

(63) Waikiki Beach Marriot Resort Showdown (Honolulu, O'ahu)

(64) Marriott Cavalier Classic (Charlottesville, Va.)

(65) WNIT First and Third Round (Charlottesville, Va.)

(66) WNIT Quarterfinals (Harrisonburg, Va.)

% ACC Tournament (Greensboro, N.C.)

* ACC regular-season contest

Home 17-3, Away 7-5, Neutral 1-3

Statistical Leaders: Ariana Moorer 14.4 ppg, Chelsea Shine 5.6 rpg



ALL-TIME UPSETS

UPSET CITY

Since 1977, the Cavaliers have beaten 47 opponents ranked ahead of them at the time of the meeting:

UVa has beaten	Place	When UVa was
#1 Maryland, 75-74	A	#2 2-11-92
#2 Louisiana Tech, 77-66	H	#8 12-20-86
#3 Tennessee, 69-64	H	NR 11-20-11
#3 NC State, 80-73	A	NR 1-17-00
#3 North Carolina, 83-74	H	#9 2-9-94
#4 North Carolina, 77-75	A	#15 1-12-94
#4 Tennessee, 79-75 ot	*N	#12 3-24-90
#5 Tennessee, 83-82	A	#16 11-17-08
#5 North Carolina, 88-78	A	#12 2-5-95
#5 North Carolina, 80-64	H	#12 1-31-95
#6 Old Dominion, 77-70	H	NR 1-14-82
#6 Old Dominion, 72-60	*H	#11 3-23-96
#7 NC State, 60-51	H	#21 2-20-00
#7 North Carolina, 105-100 3ot	A	#15 1-15-98
#7 Vanderbilt, 65-49	H	#14 12-1-96
#8 North Carolina, 69-59	H	NR 3-2-03
#8 Maryland, 89-81	H	#18 1-30-09
#8 Auburn, 84-71	N	#18 11-29-85
#8 Louisiana Tech, 63-62	*N	#10 3-23-95
#8 Rutgers, 89-75	*N	#10 3-24-88
#9 North Carolina, 87-68	H	NR 1-6-00
#9 Duke, 61-49	H	#25 1-30-00
#9 UNLV, 74-73	H	#15 12-2-89
#9 NC State, 67-64 ot	&N	#13 3-5-90
#10 Clemson, 67-66	A	#22 1-2-99
#11 Maryland, 60-57	A	NR 2-13-11
#11 Florida State, 68-63	A	#19 2-24-09
#11 Maryland, 71-57	H	#17 1-28-81
#11 NC State, 64-62	A	#13 1-11-97
#12 North Carolina, 73-67	H	#14 2-9-93
#14 Clemson, 77-76	A	#19 1-21-84
#15 Penn State, 88-69	H	NR 12-3-83
#15 Ohio State, 68-65	H	#17 1-8-94
#15 Clemson, 75-55	H	#19 1-31-99
#16 NC State, 77-64	H	NR 1-2-01
#16 NC State, 75-64	H	#20 1-12-84
#16 Maryland, 77-61	H	#17 1-31-84
#17 Boston College, 74-70	*H	#19 3-19-00
#18 Virginia Tech, 78-59	A	NR 1-16-06
#18 Clemson, 83-75	H	NR 1-5-84
#20 North Carolina, 82-78 2ot	H	#21 2-15-10
#20 Maryland, 63-61	H	NR 2-20-05
#21 TCU, 59-55	N	NR 11-27-10
#21 Texas, 86-83	N	NR 11-23-07
#21 Arizona, 70-65	N	NR 11-28-03
#22 Old Dominion, 63-55	A	NR 11-22-02
#24 Florida State	A	NR 1-31-05
#25 Boston College, 57-54	&N	NR 3-2-06
#25 Michigan, 78-64	N	NR 12-28-02

FLIP SIDE

Conversely, the Cavaliers have been upset 16 times when ranked among the nation's Top 10:

UVa has lost to	When UVa was
#4 Penn State, 71-73	H #1, 1-3-91
#3 Maryland, 65-67	H #1, 1-15-92
#4 Tennessee, 67-70 ot	**N #2, 3-31-91
#5 Rutgers, 58-81	A #4, 1-13-87
#12 Maryland, 79-83	A #6, 2-3-88
#22 Duke, 82-83 ot	&N #6, 3-4-95
#10 Maryland, 70-76	&N #7, 3-7-88
#18 Clemson, 45-57	A #7, 1-28-96
#15 Connecticut, 63-74	A #8, 12-11-93
#16 Kansas, 84-86	N #8, 11-25-94
#22 Clemson, 67-75	&N #8, 3-2-96
NR Duke, 74-84	A #9, 1-16-90
#13 Ohio State, 84-91	A #9, 1-2-93
#14 Duke, 69-72	H #9, 2-10-96
#21 Clemson, 44-58	H #9, 1-4-97
#17 NC State, 59-67	H #9, 1-11-98

* = NCAA Tournament
& = ACC Tournament
** = National Championship game (New Orleans, La.)
Associated Press ranking

VIRGINIA'S 100-POINT GAMES (33-0)

123	at #3 NC State (120) (3ot), 1-12-91
120	vs. Cleveland State (53), 11-29-95
116	vs. St. Francis (63), 11-27-00
115	vs. Rider (60), 12-3-94
115	vs. Maine (57), 11-24-84
111	vs. Brown (49), 12-28-98
111	at Maryland (74), 2-20-91
110	vs. USC Upstate, 11-18-09
110	vs. Morgan State (49), 12-10-92
110	vs. Fairfield (64), 11-22-91
110	vs. Scranton (50), 12-2-83
107	at #24 Georgia Tech (81), 1-23-93
107	vs. Georgetown (44), 12-3-88
106	vs. Alabama State (21), 12-29-96
106	vs. #12 Maryland (103) (3ot), 3-8-93
105	at #7 North Carolina (100) (3ot), 1-15-98
105	vs. Fordham (55), 12-29-94
105	vs. Marshall (73), 12-3-93
105	vs. Wake Forest (58), 1-7-87
103	vs. Georgia Tech (101), 3-2-08
103	vs. Pittsburgh (56), 11-25-95
103	vs. #14 West Virginia (83), 3-26-92
103	vs. Lafayette (41), 12-7-90
102	vs. Towson (44), 12-11-98
102	vs. St. Francis (45), 12-19-90
102	vs. Liberty (61), 1-8-89
101	vs. #12 NC State (70), 1-11-92
101	vs. Virginia Commonwealth (55), 12-19-91
101	at University of Pacific (79), 1-1-87
100	vs. Cleveland State (60), 12-16-06
100	vs. Mount St. Mary's (61), 11-10-00
100	vs. Grambling (79), 11-26-99
100	vs. Manhattan (55), 3-15-96

AGAINST THE BEST

Virginia has faced the nation's No. 1 ranked team 14 times:

UVa has played	When UVa was
#1 Old Dominion, L 56-95	N NR, 3-2-80
#1 Old Dominion, L 58-80	A #10, 12-4-84
#1 Tennessee, L 76-84	*N #10, 3-26-88
#1 Tennessee, L 47-80	*N NR, 3-23-89
#1 Maryland, W, 75-74	A #2, 2-11-92
#1 Tennessee, L, 73-84	N #12, 12-9-94
#1 Connecticut, L 63-67	*A #10, 3-25-95
#1 Duke, L 59-60	H NR, 1-9-03
#1 Duke, L 52-63	H NR, 1-18-04
#1 Duke, L 65-87	H NR, 1-14-05
#1 North Carolina, L 60-72	H NR, 2-12-06
#1 Tennessee, L 56-82	&N NR, 3-3-06
#1 Duke, L 61-76	H NR, 2-2-07
#1 Duke, L 58-79	&N NR, 3-2-07





ALL-TIME NATIONAL RANKINGS

<u>1981</u>	<u>AP</u>
1/5/81	20
1/13/81	18
1/20/81	15
1/27/81	17
2/3/81	16
2/10/81	16
2/17/81	17
2/24/81	16
3/3/81	20

<u>1984</u>	<u>AP</u>
1/211/83	19
12/18/83	18
12/25/83	18
1/1/84	-
1/8/84	20
1/15/84	19
1/22/84	16
1/29/84	17
2/5/84	14
2/12/84	11
2/19/84	14
2/26/84	15
3/4/84	18
Final	18

	<u>USA</u>
<u>1985</u>	<u>AP Today</u>
11/18/84	15
11/26/84	13
12/2/84	10
12/9/84	11
12/16/84	10
12/24/84	11
12/30/84	11
1/6/85	11
1/13/85	15
1/20/85	17
1/27/85	15
2/3/85	16
2/10/85	17
2/17/85	16
2/24/85	20
3/3/85	-
3/10/85	21
Final	-

	<u>USA</u>
<u>1986</u>	<u>AP Today</u>
11/12/85	18
12/1/85	10
12/8/85	7
12/15/85	6
12/22/85	5
12/29/85	5
1/5/86	4
1/12/86	4
1/19/86	4
1/26/86	3
2/2/86	3
2/9/86	5
2/16/86	5
2/23/86	5
3/2/86	6
3/11/86	6
Final	6

	<u>USA</u>
<u>1987</u>	<u>AP Today</u>
11/18/86	9
12/2/86	8
12/9/86	8
12/16/86	8
12/23/86	4

12/30/86	4	4
1/6/87	4	4
1/13/87	4	4
1/20/87	6	6
1/27/87	6	6
2/2/87	6	7
2/9/87	8	9
2/16/87	7	9
2/23/87	9	10
3/3/87	9	10
3/10/87	9	11
Final	11	1

	<u>USA</u>
<u>1988</u>	<u>AP Today</u>
11/23/87	7
11/30/87	7
12/7/87	6
12/14/87	6
12/21/87	6
12/28/87	6
1/4/88	7
1/11/88	7
1/18/88	7
1/25/88	6
2/1/88	6
2/8/88	8
2/15/88	7
2/22/88	9
2/29/88	9
3/7/88	7
3/15/88	7
Final	10

	<u>USA</u>
<u>1989</u>	<u>AP Today</u>
11/21/88	11
11/28/88	10
12/5/88	7
12/12/88	14
12/19/88	14
12/26/88	14
1/2/89	13
1/9/89	12
1/16/89	13
1/23/89	15
1/30/89	15
2/6/89	14
2/13/89	14
2/20/89	18
2/26/89	20
3/6/89	-
3/14/89	-
Final	-

	<u>USA</u>
<u>1990</u>	<u>AP Today</u>
11/20/89	15
11/27/89	15
12/4/89	12
12/11/89	12
12/18/89	10
1/1/90	10
1/8/90	12
1/14/90	9
1/21/90	12
1/28/90	12
2/5/90	12
2/12/90	11
2/19/90	10
2/26/90	15
3/5/90	13
3/12/90	13
Final	12

	<u>USA</u>
<u>1991</u>	<u>AP Today</u>
11/19/90	1
11/27/90	1
12/5/90	1
12/11/90	1
12/18/90	1
12/26/90	1
1/2/91	1
1/8/91	2
1/15/91	1
1/22/91	1
1/29/91	1
2/5/91	1
2/12/91	1
2/19/91	1
2/26/91	1
3/6/91	2
Final	2

	<u>USA</u>
<u>1992</u>	<u>AP Today</u>
11/19/91	2
11/26/91	2
12/3/91	2
12/10/91	2
12/17/91	1
12/24/91	1
12/31/91	1
1/7/92	1
1/14/92	1
1/20/92	2
1/28/92	2
2/4/92	2
2/11/92	2
2/18/92	1
2/25/92	1
3/2/92	1
3/10/92	1
3/17/92	1
Final	1

	<u>USA</u>
<u>1993</u>	<u>AP Today</u>
Preseason	6
12/7/92	6
12/14/92	5
12/21/92	5
12/28/92	5
1/4/93	9
1/11/93	8
1/18/93	10
1/25/93	11
2/1/93	11
2/8/93	14
2/15/93	11
2/22/93	11
3/1/93	10
3/8/93	10
3/16/93	10
Final	9

	<u>USA</u>
<u>1994</u>	<u>AP Today</u>
11/17/93	10
11/29/93	10
12/6/93	8
12/13/93	14
12/20/93	13
12/27/93	13
1/3/94	17
1/10/94	15
1/17/94	12
1/24/94	12
1/31/94	10

2/7/94	9	9
2/14/94	6	4
2/21/94	9	8
2/28/94	8	7
3/7/94	8	7
3/15/98	8	11
Final	10	12

	<u>USA</u>
<u>1995</u>	<u>AP Today</u>
Preseason	7
11/21/94	8
11/27/94	14
12/5/94	12
12/12/94	13
12/19/94	12
12/26/94	11
1/2/94	11
1/9/95	9
1/16/95	12
1/23/95	12
1/30/95	12
2/6/95	8
2/13/95	6
2/20/95	6
2/27/95	6
3/6/95	9
3/13/95	10
Final	10

	<u>USA</u>
<u>1996</u>	<u>AP Today</u>
Preseason	3
11/21/95	6
11/28/95	5
12/5/95	5
12/12/95	5
12/19/95	6
12/26/95	6
1/2/96	5
1/9/96	8
1/16/96	7
1/23/96	7
1/30/96	9
2/6/96	9
2/13/96	10
2/19/96	9
2/26/96	8
3/4/96	11
3/11/96	11
Final	11

	<u>USA</u>
<u>1997</u>	<u>AP Today</u>
Preseason	10
11/18/96	7
11/25/96	14
12/2/96	12
12/9/96	14
12/16/96	12
12/23/96	10
12/30/96	9
1/6/97	13
1/13/97	8
1/20/97	7
1/27/97	8
2/3/97	10
2/10/97	9
2/17/97	11
2/24/97	13
3/3/97	14
3/10/97	14
Final	12

	<u>USA</u>
<u>1998</u>	<u>AP Today</u>
Preseason	13
11/18/97	12
11/25/97	10
12/2/97	9
12/9/97	12
12/16/97	10
12/23/97	10
12/30/97	9
1/6/98	9
1/13/98	15
1/19/98	11
1/26/98	16
2/2/98	13
2/9/98	12
2/16/98	15
2/23/98	15
3/2/98	18
3/9/98	18
Final	17

	<u>USA</u>
<u>1999</u>	<u>AP Today</u>
Preseason	8
11/16/98	8
11/23/98	17
11/30/98	15
12/7/98	19
12/14/98	22
12/21/98	23
12/28/98	22
2/4/99	22
1/11/99	22
1/18/99	19
1/25/99	19
2/1/99	16
2/8/99	18
2/15/99	17
2/22/99	19
3/1/99	19
3/8/99	20
Final	20

	<u>USA</u>
<u>2000</u>	<u>AP Today</u>
Preseason	-
1/24/00	25
1/31/00	24
2/7/00	22
2/14/00	21
2/21/00	16
2/28/00	16
3/6/00	19
3/13/00	19
4/3/00	19

	<u>USA</u>
<u>2001</u>	<u>AP Today</u>
Preseason	15
11/13/00	13
11/20/00	16
11/27/00	20
12/4/00	24
12/12/00	25
12/18/00	-
12/25/00	-
1/1/01	-
1/15/01	25
1/22/01	-
1/29/01	-
2/5/01	-
2/12/01	-

	<u>USA</u>
<u>2008</u>	<u>AP Today</u>
3/3/08	25
3/10/08	24
3/17/08	24
Final	24

	<u>USA</u>
<u>2009</u>	<u>AP Today</u>
Preseason	15
11/17/08	16
11/24/08	16
12/1/08	20
12/8/08	17
12/15/08	17
12/22/08	16
12/29/08	16
1/5/09	15
1/12/09	14
1/19/09	16
1/26/09	19
2/2/09	17
2/9/09	17
2/16/09	23
2/23/09	22
3/2/09	24
3/9/09	24
Final	24

	<u>USA</u>
<u>2010</u>	<u>AP Today</u>
Preseason	14
11/16/09	12
11/23/09	16
11/30/09	14
12/7/09	19
12/14/09	19
12/21/09	23
12/28/09	23
1/4/10	21
1/11/10	23
1/18/10	25
1/25/10	21
2/1/10	-
2/8/10	-
2/15/10	-
2/23/10	21
3/1/10	24
3/8/10	-
Final	-

	<u>USA</u>
<u>2012</u>	<u>AP Today</u>
11/21/12	22



ALL-TIME COACHES

HEAD COACHES

BARBARA KELLY

YRS.	RECORD	ACC	FINISH
1974	10-5		
1975	15-7		
	25-12 (.676)		

DAN BONNER

Yrs.	Record	ACC	Finish
1976	12-9		
1977	10-11		
	22-20 (.524)		

DEBBIE RYAN

Yrs.	Record	ACC	Finish
1978	8-17	1-5	6th
1979	16-12	2-4	6th
1980	20-12	3-5	6th
1981	22-10	5-2	4th
1982	17-11	2-5	5th
1983	15-13	4-9	6th
1984	22-7	11-3	1st
1985	21-8	9-5	3rd
1986	26-3	13-1	1st
1987	26-5	12-2	1st
1988	27-5	12-2	T1st
1989	21-10	8-6	4th
1990	29-6	11-3	#2nd
1991	31-3	14-0	1st
1992	32-2	15-1	#1st
1993	26-6	13-3	#1st
1994	27-5	15-1	1st
1995	27-5	16-0	1st
1996	26-7	13-3	1st
1997	23-8	12-4	2nd
1998	19-10	9-7	5th
1999	20-9	12-4	2nd
2000	25-9	13-3	1st
2001	18-14	8-8	5th
2002	17-13	9-7	T3
2003	17-14	9-7	3rd
2004	13-16	6-10	7th
2005	21-11	8-6	5th
2006	20-12	5-9	9th
2007	19-15	5-9	8th
2008	24-10	10-4	T-3rd
2009	24-10	8-6	T-5th
2010	21-10	9-5	3rd
2011	19-16	5-9	T-8th
	739-324	307-158	

JOANNE BOYLE

Yrs.	Record	ACC	Finish
2012	25-11	9-7	
Overall:	786-356		307-158
39 seasons	.688		.660

ASSISTANT COACHES

Coach	Seasons
Bob Plybon	1974 (1)
Brenda Langdon	1975 (1)
Debbie Ryan	1976-77 (2)
Mika Long	1978-81 (4)
Geno Auriemma	1982-85 (4)
Charlene Curtis	1982-83 (2)
Melissa Mahony	1984-85(2)
Frank DiLeo	1986-93 (8)
Shawn Campbell	1986-00 (15)
Kathy Ryan	1987-89 (3)
Melissa Wiggins	1990-93 (4)
Tammi Reiss	1994-96 (3)
Kelly Watts	1994 (1)
Audra Smith	1995-2004 (10)
Jenny Kuziemi	1997-99 (3)
Nikki Caldwell	2000-02 (3)
Daryl Oliver	2003-04 (2)
Jennifer Hoover	2005-07 (3)
Tom Garrick	2004 (0)
Curtis Loyd	2004-2009 (5)
Jeff House	2005-2009 (4)
Tim Taylor	2001-2005, 2009-11 (6)
Angel Elderkin	2007-11 (4)
Wendy Palmer	2009-11 (2)
Katie O'Connor	2011 (1)
Cory McNeill	2011-present (1+)
Kim Mc Neill	2011-present (1+)
Ashley Earley	2012-present (0+)

years indicate full season





ALL-TIME TOURNAMENT RESULTS

CAVALIER CLASSIC RESULTS

Virginia has captured 22 of the 25 Cavalier Classic team titles since the tournament began in 1976. Started as the precursor to the ACC Tournament, the Cavalier Classic's official name has changed several times through the years. North Carolina captured the first title in 1976, while NC State won the event in 1977 and Auburn took home the title in 1998.

Championship Game Results

1976	North Carolina 69, Maryland 68
1977	NC State 69, #13 Maryland 64
1979	Virginia 74, Duke 58
1980	Virginia 54, Navy 47
1981	Virginia 83, Mount St. Mary's 70
1982	Virginia 68, Mount St. Mary's 62
1983	Virginia 88, #15 Penn State 69
1984	Virginia 57, UNC Charlotte 56
1985	Virginia 61, Northeastern 42
1986	Virginia 78, St. John's 42
1987	Virginia 87, Syracuse 50
1988	#10 Virginia 107, Georgetown 44
1989	Virginia 74, #9 UNLV 73
1990	Virginia 92, Florida State 77
1991	Virginia 92, West Virginia 63
1998	Auburn 79, Virginia 61
1999	Virginia 70, Syracuse 59
2003	#7/6 Minnesota 73, Virginia 53
2004	Virginia 98, James Madison 52
2005	Virginia 80, Yale 41
2006	Virginia 81, UAB 63
2007	Virginia 78, Marshall 56
2008	Virginia 68, Louisiana Tech 52
2009	Virginia 63, Liberty 54
2010	Virginia 83, ETSU 66
2011	Virginia 53, UMass 38

ALL-TIME TOURNAMENT

1976	Virginia Invitational	4th
1977	Virginia Invitational	4th
1978	UNC Christmas Tournament	4th
1979	Princeton Tournament	2nd
1980	Virginia Tip-Off Tournament	1st
1981	Virginia Tip-Off Tournament	1st
	Queens Tournament	1st
1982	Virginia Tip-Off Tournament	1st
	Queens Tournament	3rd
1983	Shoney's Cavalier Classic	1st
1984	Shoney's Cavalier Classic	1st
	Boston College Tournament	2nd
1985	Investors Classic	1st
	Women's Court Classic	unbeaten
1986	Sunshine Classic	unbeaten
	Investors Classic	1st
	Carrier Classic	1st
1987	Investors Classic	1st
	Cardinal Classic	1st
1988	Investors Classic	1st
	Orange Bowl/Burger King Cl.	3rd
1989	Investors Classic	1st
	Wildcat Classic	1st
1990	Wahine Classic	2nd
	Investors Classic	1st
	Bell Atlantic Holiday Tourn.	1st
1991	Cavalier Classic	1st
	Pepsi-Church's Holiday Classic	1st
1992	Cavalier Classic	1st
	LA Gear Classic	1st
1993	Coca Cola/Holiday Inn Classic	1st
	Takit to Court Super Shootout	2nd
1994	Coca Cola/Holiday Inn Classic	1st
	St. Joseph's Hawk Classic	2nd
1995	Wahine Classic	3rd
	Central Fidelity Invite	3rd
1997	Fla. International Holiday Cl.	1st
1999	Cavalier Classic	2nd
2000	Wahine Classic	3rd
	Cavalier Classic	1st
2001	Preseason WNIT	4th
2002	Tulane's DoubleTree Classic	2nd
2003	Florida's State Farm Classic	2nd
2004	Rainbow Wahine Classic	4th
	Cavalier Classic	2nd
2005	Women's Sports Foundation Cl.	3rd
	Mildred & Roger L. White Invite	2nd
	Cavalier Classic	1st
2006	Paradise Jam	2nd
	Cavalier Classic	1st
2007	Junkanoo Jam	3rd
	Marriott Cavalier Classic	1st
2008	Rainbow Wahine Classic	2nd
	Marriott Cavalier Classic	1st
2009	WBCA Classic	2nd
	Marriott Cavalier Classic	1st
2010	Junkanoo Jam	1st
	Marriott Cavalier Classic	1st
2011	Paradise Jam	3rd
	Marriott Cavalier Classic	1st

2012 TOURNAMENTS

SAN JUAN SHOOTOUT

November 23-24, 2012

This event will be hosted in San Juan, Puerto Rico. Eastern Kentucky University, Vanderbilt University, Florida State, Georgia Tech, and Wisconsin-Milwaukee will all participate in this event.



Holiday Inn®

CAVALIER CLASSIC PRESENTED BY HOLIDAY INN UNIVERSITY AREA

December 28-29, 2012

The University of Virginia will be host the Cavalier Classic in Charlottesville, Virginia. Northern Illinois, Xavier, and Norfolk will all participate in the event.



ADMINISTRATION



TERESA A. SULLIVAN
University President

Teresa A. Sullivan was elected eighth President of the University, effective Aug. 1, 2010.

Before coming to U.Va., President

Sullivan was the Provost and Executive Vice President for Academic Affairs at the University of Michigan. She was also Professor of Sociology in the College of Literature, Science, and the Arts.

Prior to coming to the University of Michigan, Ms. Sullivan was Executive Vice Chancellor for Academic Affairs for the University of Texas System, a position she held from 2002 until May 2006. In that role, she was the chief academic officer for the nine academic campuses within the University of Texas System.

Her responsibilities included developing tuition-setting procedures, initiating and supporting educational and research collaborations among the various campuses, and developing external collaborations. Ms. Sullivan first joined the University of Texas at Austin in 1975 as an instructor and then assistant professor in the Department of Sociology. From 1977-81, she was a faculty member at the University of Chicago. Ms. Sullivan returned to Texas in 1981 as a faculty member in Sociology. In 1986 she was named to the Law School faculty as well. Ms. Sullivan also held several administrative positions at Texas including: Vice President and Graduate Dean (1995-2002), Vice Provost (1994-95), Chair of the Department of Sociology (1990-92), and Director of Women's Studies (1985-87).

Ms. Sullivan's research focuses on labor force demography, with particular emphasis on economic marginality and consumer debt. The author or co-author of six books and more than 50 scholarly articles, her most recent work explores the question of who files for bankruptcy and why. Ms. Sullivan has served as chair of the U.S. Census Advisory Committee. She is past secretary of the American Sociological Association and a fellow of the American Association for the Advancement of Science.

A graduate of James Madison College at Michigan State University, Ms. Sullivan received her doctoral degree in sociology from the University of Chicago.



CRAIG LITTLEPAGE
Director of Athletics

Committed to preserving and building on the University of Virginia's longstanding tradition of academic and athletic excellence, Craig Littlepage is in his 11th year as UVA's Athletics Director. Littlepage's appointment was announced in August of 2001.

Littlepage served as Virginia's interim athletics director from June 1, 2001, until his appointment to the position. He had also served as the University's interim athletics director from December of 1994 until July of 1995.

The first African-American athletics director in Atlantic Coast Conference history, Littlepage was named the Black Coaches Association's "Athletics Administrator of the Year" in 2003 and 2006. He was also listed on Sports Illustrated's list of the 101 most influential minorities in sports in 2003 and 2004. In March 2005, Littlepage was named one of Black Enterprise magazine's "Most Powerful African-Americans in Sports."

Littlepage has been a member of UVA's athletics administration since 1990 when he was appointed an assistant athletics director, a position he held from 1990-1991. He then spent four years as the associate director of athletics for programs and six years (1995-2001) as senior associate director of athletics, managing all aspects of the athletics department's day-to-day operations.

Littlepage leads a comprehensive 25-sport athletics program that routinely competes for championships and national rankings in many sports. At the same time, Cavalier student-athletes who exhaust their eligibility at Virginia graduate at a rate comparable to the student body as a whole. Annually, UVA student-athletes rank among the top Division I-A public universities in the country in graduation rates.

Nine years ago, Littlepage outlined a number of ambitious 10-year goals for the department to achieve by 2012: graduate 100 percent of its student-athletes; win 12 national championships and 70 conference titles; fully endow all scholarships and provide the operational support required to meet all other stated goals; build and maintain high-quality facilities; annually recruit the best student-athletes in the country (based on how coaches rate their top prospects); and fully comply with Title IX.

Such goals reflect Littlepage's vision of "uncompromised excellence in intercollegiate athletics" as well as the department's overall mission to "enhance and support the intellectual purpose of the University and its exemplary academic standards and traditions."

The 2010-11 athletics year proved to be another very successful one as 21 of Virginia's 25 athletics programs advanced to postseason competition. UVA finished seventh in the Learfield Sports Directors' Cup standings, the second highest finish in school history and the third consecutive year the Cavaliers finished in the Top 10.

The men's lacrosse team won the NCAA Championship, the men's tennis team won its fourth consecutive ITA National Team Indoor Championship and UVA won two individual NCAA championships. Other top finishes in NCAA postseason competition by UVA athletics teams in 2010-11 included program-best finishes of second by the men's tennis team, a tie for third by the baseball team, fourth by the women's golf team and eighth by the men's swimming and diving team. The field hockey team reached the NCAA Tournament's semifinals for the second consecutive year and the women's rowing team finished sixth at the NCAA Championships. The baseball team earned the No. 1 national seed in the NCAA Baseball

Championship and participated in the College World Series for the second time in three years.

Virginia has won six team NCAA Championships and 12 individual NCAA Championships in the last nine years. The Cavaliers have also won 47 ACC Championships in that time frame, more than any other conference school. UVA won five ACC championships in 2010-11, tying for the most of any league member. It's the fourth-consecutive athletics season UVA led the ACC in league titles.

Great progress has also been made in the area of athletics facility improvements during Littlepage's watch, including the addition of John Paul Jones Arena. The basketball arena/special events center opened in the summer of 2006 to rave reviews.

Littlepage has held many leadership roles within the NCAA, ACC, the University-at-large and professional organizations. He is currently a member of the John McLendon Foundation Steering Committee and served on the Executive Committee of the National Association of Collegiate Athletics Directors (NACDA) from 2006-10.

In February 2002, he was appointed to the 10-member Division I Men's Basketball Committee by the NCAA Championship/Competition Cabinet and served a five-year term which was completed Aug. 31, 2007. In 2005-06, Littlepage served as the chair of the Men's Division I Basketball Committee and administered its selection process.

Littlepage previously was a member of the NCAA Division I Infractions Committee and the NCAA Academics, Eligibility and Compliance Cabinet, serving on the Recruiting and Student-Athlete Reinstatement Subcommittees. He chaired the Reinstatement Subcommittee in 1999-2000. He also served the NCAA on committees that studied sports wagering, postgame crowd control, basketball issues, and the College Basketball Partnership. He has participated as a presenter and mentor to the NCAA's Ethnic Minority Male Institute.

Littlepage is currently the chairman of the ACC Women's Basketball Committee and the ACC Committee on Awards. He previously chaired the ACC Student-Athlete Welfare Committee, the ACC Men's and Women's Swimming/Diving Committees, and the ACC Men's Soccer Committee.

He is a member of the Associate Faculty for the University's Center for Alcohol and Substance Education, and participates in various alcohol and drug prevention/education conferences. Littlepage also has been active in the local community, having served on the Board of Directors for the Charlottesville Ronald McDonald House and serving as a Trustee with the Mount Zion Baptist Church.

Before beginning his career in athletics administration, Littlepage served two stints as an assistant coach with the Cavalier men's basketball program, from 1976 to 1982 and from 1988 to 1990.

Littlepage held head coaching positions at Pennsylvania (1982-85) and at Rutgers (1985-88) before returning to Virginia. While he was at Penn, the Quakers won the Ivy League championship and participated in the 1985 NCAA Tournament. Littlepage was an assistant basketball coach at Villanova for two years and at Yale for one year before joining the UVA basketball program as an assistant coach in 1976.

The LaMott, Pa., native earned his bachelor's degree in economics from the Wharton School at the University of Pennsylvania in 1973. He was a member of three Ivy League basketball championship teams at Penn and was instrumental in the Quakers' drive to three consecutive NCAA Eastern Regional playoff appearances.



SENIOR STAFF



JON OLIVER Executive Associate Athletics Director

Jon Oliver is in his 11th year at Virginia. His primary responsibility is oversight of the day-to-day operations of the athletics department. Oliver is the administrative liaison for football and men's basketball and he has senior staff administrative oversight responsibilities for Academic Affairs, Equipment Room Operations, Human Resources, Facilities and Game Operations, Life Skills, Marketing and Promotions, Sports Medicine, Sports Nutrition, Sports Psychology, Strength and Conditioning and Video Services. Oliver also serves as the department's representative on all major facility projects.

Before coming to UVa, Oliver spent the previous six years involved in various aspects of athletic administration at Washington State University. Oliver ended his tenure at WSU as the associate athletics director for external affairs and prior to that served as the associate athletics director for finance and facilities development, the assistant athletics director for business and compliance and the director of compliance.

Oliver earned a bachelor's degree in communications from Boise State in 1994 and his law degree from the Idaho School of Law in 1997.

Oliver is a former member of the University of Idaho Law School Advisory Board and served on the NCAA's Minority Opportunities and Interests Committee. He is a member of the National Association of Collegiate Directors of Athletics (NACDA) and the Black Coaches & Administrators (BCA).

He and his wife, November, have a son, Dante, and two daughters, Ariana and Mia.



JANE MILLER Senior Associate Athletics Director for Programs

A 29-year veteran of the Virginia athletics department, Jane Miller has served as the senior associate director of athletics for programs since 2001. Previously, Miller was the associate athletics director for programs/senior women's administrator.

Miller serves on the University Calendar Committee, Admissions Committee and Judicial Review Board. She is a member and Vice Chair of the NCAA Division I Championships/Sports Management Cabinet, the Chair of the ACC Women's Lacrosse Committee and is a member of the ACC Women's Basketball Committee and Men's Lacrosse Committee.

Head coach of the UVa women's lacrosse team for 12 seasons, Miller resigned her coaching duties in 1995 for a full-time administrative role. She retired as the winningest coach in UVa women's lacrosse history, compiling a record of 145-44, including two national championships and six Final Four appearances. She was elected to the Virginia chapter of the Lacrosse Hall of Fame in 1996, the New England chapter of the Lacrosse Hall of Fame in 2000 and the U.S. Lacrosse National Hall of Fame and Oliver Ames High School Hall of Fame in 2003.

A native of Easton, Mass., Miller graduated from Northeastern University in 1973 and was elected to her alma mater's Hall of Fame in 1983. She was a three-sport standout at Northeastern in basketball, field hockey and lacrosse.

Miller is a member and serves on the Board of Directors for the National Association of Collegiate Women Athletic Administrators and is a member of the National Association of Collegiate Directors of Athletics. In May 1999, she received the Woman

of Achievement Award from the UVa Women's Faculty and Professional Association and in 2009 she received the President's Award for Exemplary Service to the ACC.



DIRK KATSTRA Executive Director of the Virginia Athletics Foundation/Associate Athletics Director for External Affairs

Dirk Katstra is in his 18th year as executive director of the Virginia Athletics Foundation and his ninth year as associate athletics director for external affairs with the athletics department.

In June 2004, Katstra was named Fundraiser of the Year by the National Association of Athletic Development Directors (NAADD) in recognition of his outstanding leadership and success in fundraising on behalf of Virginia athletics.

The annual campaign supports student athletes in all 25 sports programs in the form of scholarships, summer school, academic affairs and operational costs. The foundation is also responsible for all fund raising efforts for endowments for scholarships and operating costs. In addition, the foundation is responsible for supporting all fund raising efforts in the area of capital projects, including the new track and field facility, the recent \$4 million expansion to Davenport Field and the John Paul Jones Arena, UVa's \$129 million basketball arena and special events center, which opened in July 2006.

As associate director for external affairs, Katstra oversees the long-range planning and daily operations for media relations, sports publications, and the ticket office. From 1992 to 1996, Katstra served as director of annual giving for the Foundation.

A native of Stilwell, Kan., Katstra is a 1991 graduate of UVa with a degree in sport management. A member of the Cavalier basketball team from 1987 to 1991, Katstra played on three NCAA Tournament teams and was a senior captain on the 1990-91 squad.

Before joining the Virginia Athletics Foundation staff in 1992, Katstra served an internship with the athletics department's promotions and marketing office, and had administrative responsibilities with the men's basketball program.

Katstra is married to the former Michelle Massie of Charlottesville. The couple has two sons, Austin and Ryan, and daughter, Ryleigh. Katstra's father, the late Richard Katstra, lettered as a member of the UVa basketball team in 1963 and 1964.



KEITH VANDERBEEK Associate Athletics Director for Business Operations

Keith VanDerbeek is in his 28th year as an associate athletics director. The scope of his duties encompasses planning, organizing, directing and evaluating the business operations of all UVa athletics department activities.

His responsibilities include the supervision of the business operations staff and the manager of information systems, acting as financial adviser to the athletics director, and coordinating the implementation and management of the department's operating budget. He serves as the department's liaison to the University's audit, budget, financial administration, and procurement offices.

A native of Spring Valley, N.Y., VanDerbeek received a B.S. degree in economics and business

from Lafayette College in Easton, Pa., in 1972 and an M.S. degree in accounting from UVa in 1977.

From 1972 to 1975, he served as credit analyst and auditor for the Chemical Bank of New York, investigating market and industry studies and compiling portfolio analyses. During his enrollment in graduate school at UVa, he taught introductory and cost accounting classes at the McIntire School of Commerce. In 1977, he was recruited as budget officer for the College of Arts and Sciences at UVa before becoming Virginia's athletics business manager in the fall of 1978.

He is a member of the National Association of College and University Business Officers, the College Athletic Business Management Association, and the National Association of Accountants.

VanDerbeek has served on numerous University-wide committees, including: Air Travel Service Committee, Capital Project Planning Committee, Centralized Accounts Payable Project, Committee on Safety and Security, Committee on Women's Concerns, Computer Resource Allocation Committee, Dining Services RFP Selection Committee, Outstanding Awards Committee, Integrated Systems Project Advisory Committee, Administration Technology Council, Human Resources Management Advisory Group and the University's Strategic Task Force for Athletics.

He and his wife, Pam, have two children: Kate and Peter.



VALERIE RICHARDSON Associate Athletics Director for Sports Programs

Valerie Richardson is in her fifth year as associate director of athletics for sports programs. Her primary area of responsibility is the supervision of multiple sports programs and their head coaches. She participates on various ACC, UVa and departmental committees and has responsibilities in long-range planning and scheduling, policy and procedure development and implementation, and budgeting. Richardson has served as both chair of the NCAA Honors Committee and as a member of the NCAA Minority Opportunities and Interests Committee.

She came to UVa from St. John's University in New York, where she was the associate athletics director for external affairs directing all major fund-raising events for the office of athletics development while assisting with annual giving efforts for several programs.

Prior to working at St. John's, Richardson was the associate athletics director/senior woman administrator at Columbia University where she served as a member of the athletics department's executive management team and supervised eight athletics programs. She worked in a similar capacity at the University of California, Santa Barbara, where she supervised 10 sports programs, in addition to the compliance staff, in her role as Associate A.D./SWA.

Richardson spent six years at the West Coast Conference prior to assuming the UCSB position, serving first as Director of Championships and Membership Services before being promoted to Assistant Commissioner/SWA.

A California native, she graduated from Stanford University in 1995 with a degree in psychology. She worked as a media relations assistant at Washington State, and spent one year each as a championships intern with the NCAA and Director of Marketing for MAAC Properties. She is a member of the National Association of Collegiate Directors of Athletics and the National Association of Collegiate Women Athletics Administrators.



CAVALIERS ON THE AIR

VIRGINIA ON THE RADIO

Every women's game is presented on UVa's official flagship partners, Charlottesville Radio Group's Newsradio 1070 WINA. All games are produced by the Charlottesville Radio Group as is the weekly call-in show, Inside Virginia Basketball with Joanne Boyle.

Newsradio 1070 WINA Sports Director Jay James provides the play-by-play, while Myron Ripley provides color commentary duties and Larry Johnson is the statistician. In addition to the broadcasts in the Charlottesville area by WINA, a number of games will be broadcast state-wide on affiliates of the Virginia Sports Radio Network. The games are produced by Virginia Sports Properties in association with the Charlottesville Radio Group.

Live and archived Virginia basketball gameday radio broadcasts can also be heard on the internet at www.VirginiaSports.com.

Please note this list was compiled prior to the start of the 2012-13 basketball season and is subject to change. For current information on the Virginia Sports Network, contact: Virginia Sports Properties at 434-982-4680.

Radio Network Affiliates

Blacksburg	WZFM	FM 101.3
Charlottesville	WINA	AM 1070
Covington	WIQO	FM 100.9
Danville	WMNA	AM 730
Lynchburg	WZZU	FM 97.9
Martinsville	WHEE	AM 1370
Mount Jackson	WSVG	AM 790
Norfolk	WTAR	AM 850
Richmond	WRVA	AM 1140
Roanoke	WVMP	FM 101.5
Staunton	WTON	FM 94.3
Tappahannock	WRAR	FM 105.5
Washington, D.C.	WSPZ	AM 570

RADIO CALL-IN SHOW

Inside Virginia Basketball with Joanne Boyle radio call-in show airs every week on AM 1070 WINA. The show, hosted by Jay James, features interviews with Coach Boyle and in-depth reports on ACC Women's basketball. Check local listings for the day and time. To participate in the show, dial (434) 977-1070.

CAVALIER SPORTS WEEKLY

This year marks the ninth season of Cavalier Sports Weekly. This half-hour television program, which now airs on Saturday morning, features game highlights and in-depth analysis of each Virginia basketball game. The show is hosted each week by a UVa student-athlete. Cavalier Sports Weekly also consists of student-athlete profiles, behind-the-scenes footage and other interesting feature stories as each of UVa's 25 sports strives for Uncompromised Excellence. The program runs for 31 weeks and its produced and distributed by Virginia Sports Properties and the athletics department's Video Services staff.

Cavalier Sports Weekly Network Affiliates

Throughout Virginia

Comcast SportsNet.....Friday, 4:30 p.m.
.....Saturday, 10 a.m.

Charlottesville:

WCAV (CBS 19) Saturday, 11:30 a.m.
WAHU (FOX 27).....Saturday, 9:30 a.m.

Online:

VirginiaSports.com.....On Demand

