

Virginia Women's Golf Fact Book



2016-17 Virginia Women's Golf (from left): Calle Nielson (asst. coach), Lauren Diaz-Yi, Katharine Patrick, Rachel Corry, Morgan Gonzales, Ariana Dial, Kate Harper, Lyndsey Hunnell, Anna Redding, Julia Ford, Sarah Kolodzik, Ju Hee Bae, Maho Hayakawa and Kim Lewellen (head coach)

2016-17 CAVALIERS

Name	Class	Hometown (High School)
Ju Hee Bae	Sophomore	Chantilly, VA (Chantilly)
Rachel Corry	RS Freshman	Ridgefield, CT (Ridgefield)
Ariana Dial	Senior	Clarksville, MD (River Hill)
Lauren Diaz-Yi	Senior	Thousand Oaks, CA (Westlake)
Julia Ford	Freshman	Shrewsbury, Mass. (Shrewsbury)
Morgan Gonzales	Sophomore	Chandler, AZ (Phoenix Country Day)
Kate Harper	Freshman	Isle of Palm, S.C. (Wando)
Maho Hayakawa	Junior	Lake Mary, FL (Lake Mary Prep)
Lyndsey Hunnell	Sophomore	Troutville, VA (Lord Botetourt)
Sarah Kolodzik	Junior	Bellbrook, OH (Miami Valley)
Katharine Patrick	Sophomore	Houston, TX (HS for the Performing & Visual Arts)
Anna Redding	Sophomore	Concord, NC (Cannon)

Head coach: Kim Lewellen (North Carolina '93) – 10th season

Assistant coach: Calle Nielson (Virginia '11) – third season

Volunteer Assistant Coach: Dr. Bob Rotella (seventh season)

Cavalier Quick Facts

Location: Charlottesville, Va. 22904

Founded: 1819, by Thomas Jefferson

Enrollment: 23,883

President: Dr. Teresa A. Sullivan

Athletic Director: Craig Littlepage

Nicknames: Cavaliers, Wahoos, Hoos

Mascot: Cavalier

Colors: Blue & Orange

Conference: Atlantic Coast

Home Course: Birdwood Golf Course (Par 72; 6,820 yards)

2017 Virginia Spring Schedule

Feb. 10-12	FSU Match-Up Tournament	Tallahassee, Fla.
Feb. 19-21	Allstate Sugar Bowl Intercollegiate	New Orleans, La.
March 3-5	Darius Rucker Intercollegiate	Hilton Head, S.C.
March 31-April 2	Bryan National Collegiate	Brown Summit, N.C.
April 13-15	ACC Championships	Pauley's Island, S.C.
May 8-10	NCAA Regional	TBD
May 18-24	NCAA Championships	Sugar Grove, Ill.

Head Coach

KIM LEWELLEN



The 2016-17 season marks the 10th year Kim Lewellen has directed the women's golf program at Virginia. During that time she has guided the Cavaliers to the NCAA Championships nine times and led the program to a pair of ACC Championships.

Last year proved to be a benchmark season for Lewellen and the Cavaliers. UVA won its second consecutive ACC team title, had the ACC individual champion (Lauren Coughlin) and advanced to match play at the NCAA Championships for the first time. Coughlin was later recognized as the ACC player of the year and a second-team All-American. Lewellen was tabbed as the ACC Coach of the Year for the third time during her career.

The 2014-15 season will always be a memorable one for Lewellen. The Cavaliers shot 27-under to win the program's first ACC title by a whopping 26 strokes. UVA placed three players on the all-conference team for the first time and the team advanced to the NCAA Championships, finishing 20th.

For her efforts, Lewellen was named the ACC Coach of the Year for the second time during her career.

In 2013-14, Lewellen's squad fin-

ished 14th at the NCAA Championships despite not having a single player on the roster who earned all-conference honors during the season. UVA was the runner-up at the

ACC Championships.

Lewellen has directed Virginia to a number of outstanding accomplishments during her tenure and helped make the Cavaliers a team that is annually ranked among the tops in the nation.

One recent example of that came during the spring of 2013, when senior Brittany Altomare became the first UVA player to win the ACC individual championship and also earn first-team All-America honors.

During Lewellen's tenure, the Cavaliers have enjoyed their greatest success at the NCAA Championships.

In 2012, behind the eighth-place finish of sophomore Portland Rosen, the Cavaliers placed fourth for the second consecutive season. Rosen received honorable mention All-America honors while Altomare was named a second-team All-American.

During her tenure at Virginia, Lewellen's teams have placed fourth (2012 & 2011), eighth (2009), 12th (2008), 13th (2010) and 14th (2014) at the NCAA Championships. The only other schools to finish in the top-14 of the NCAA Championships over the same period of time are UCLA, Purdue, USC and Alabama.

Lewellen was recognized by the PGA as its East Region college coach of the year in 2012 after also receiving

THE LEWELLEN FILE

Coaching Experience

2007-Present	Virginia, head coach
2006-07	East Carolina, head coach
2003-04	The Citadel, head coach (M&W)

Coaching Honors

2016	Virginia, ACC Coach of the Year
2015	Virginia, ACC Coach of the Year
2011	LPGA National College Coach of the Year
2011	LPGA East Region College Coach of the Year
2010	LPGA East Region College Coach of the Year
2009	NGCA East Region Coach of the Year
2008	Virginia, ACC Coach of the Year

Professional Experience

1994-95	Women's European Pro Golf Tour
1997-2006	Future's Tour
1993-1997	LPGA Tour appearances

College

North Carolina	
B.A. in speech communications & psychology	1993
All-American	1993
All-ACC	1992-93
ACC 50th Anniversary team	2003
NCAA East Regional Champion	1993

the award in 2011 and 2010. In 2011 she was also named the National College Coach of the Year by the LPGA.

In 2011 Lewellen watched her first class of recruits graduate and led the Cavaliers to a fourth-place finish at the NCAA Championships, at that time the best showing in program history.

There were plenty of other highlights during the 2010-11 season. The Cavaliers won the Golfweek Conference Challenge and finished in the top four in eight of 12 tournaments, including the ACC Championships and NCAA West Regional.

Altomare placed first at the Golfweek Conference Challenge and The Landfall Tradition on the way to earning second-team All-America honors. Calle Nielson also picked up All-America accolades for the third time in her career. UVa finished the season ranked No. 5 by Golfstat and No. 7 by Golfweek.

In 2009-10 Lewellen guided a team that featured three freshmen players in its lineup to a 13th place finish at the NCAA Championships. UVa finished the season ranked No. 11 in the final Golfweek standings.

Virginia was the runner-up at the ACC Championships behind the second-place finishes of freshman Brittany Altomare and junior Calle Nielson.

Both players earned All-America honors as Nielson finished first at the NCAA West Regional and Altomare was 15th at the NCAA Championships.

In 2008-09 Lewellen was named the East Region Coach of the Year after guiding the Cavaliers to a best-ever eighth-place finish at the NCAA Championships. Her team produced three players that earned some form of All-America recognition. Ranked in the top-five of the collegiate golf polls most of the season, the Cavaliers won the LSU Golf Classic and finished in the top four in eight of 11 tournaments during the season.

In 2008, her first year as the Virginia women's golf coach, Lewellen had a big impact on the program that is still in its first decade of competition. The highly energetic Lewellen saw her team placed 12th at the NCAA Championships.

That was not the only hallmark moment during the season. The Cavaliers made a strong showing at the NCAA East Regional, placing fifth overall to earn a bid to the NCAA Championships. For her efforts, Lewellen was named the ACC Coach of the Year.

Lewellen came to Virginia after spending two seasons as the head women's coach at East Carolina. She led the Pirates to the program's first ever Conference USA Championship in 2006 and a runner-up finish in 2007. Her 2006 squad qualified for the NCAA East Regional, the third time a team from ECU reached NCAA postseason play. In 2007 the Pirate squad qualified an individual competitor for the NCAA East Regional.

Before taking over the program at East



Lewellen celebrates with senior Lauren Coughlin after she won the 2016 ACC individual championship.

Carolina, Lewellen served as both the head men's and women's coach at The Citadel for the 2003-04 season.

Lewellen, who competed at North Carolina from 1990-93 under her maiden name of Byham, was a two-time All-ACC performer during her junior and senior seasons. In 1993 she earned first-team All-America honors from the National Golf Coaches Association, only the second Tar Heel golfer to achieve that honor. As a senior, she won medalist honors at the NCAA East Regional Championships and helped North Carolina to its second straight eighth-place finish at the NCAA Championships. Her score of 3-under 213 at the NCAA East Regional still ranks as one of the 10 lowest tournament scores in Tar Heel history.

During her collegiate career Lewellen won a total of three tournaments, including the Lady Tar Heel Classic in 1992 and the Woodbridge Collegiate in 1993. In 2003 she was honored as a member of the Atlantic Coast Conference 50th Anniversary Women's Golf Team. She was mentored at UNC by legendary coach Dot Gunnells.

Lewellen earned a bachelor's degree in speech communications and psychology from North Carolina in 1993.

After graduation, Lewellen spent one season on the Women's European Professional Golf Tour (1994-95) before gaining full membership status on the Future's Professional Golf Tour from 1997 to 1999. She claimed her first tour victory at the Briarwood Invitational in 1997. She has also

competed in events on the LPGA tour from 1993 to 1997.

Lewellen's role as a golf instructor dates back to her undergraduate days when she worked as a teacher and counselor at North Carolina's Golf School from 1992 to 1994. From 1995 to 1997 she worked as the teaching professional at Carmel Country Club in Charlotte, N.C. In 1997, she was nominated as North Carolina's Favorite Golf Teacher in Golf For Women Magazine. Lewellen served as the tournament director for the 2001 Carolina Celebrity Classic in Raleigh, N.C.

Lewellen was named East Carolina's women's head coach on Jan. 10, 2006, after Pirate coach Kevin Williams resigned at mid-season to become the head professional at Walnut Creek Country Club in Goldsboro, N.C.

Lewellen has appeared on The Golf Channel's reality shot "The Big Break" twice. The series allows competitors the chance to play in an LPGA tournament. In 2006 she was a member of the cast for "Big Break V: Hawaii" that was played at Turtle Bay Resort on Oahu. In 2007 she participated in "Big Break: The Reunion" which began airing in February.

Lewellen was born in Salisbury, Md. and grew up in Raleigh, N.C., She won back-to-back North Carolina State girls junior championships. While attending Broughton High School, she earned all-conference honors while competing for the boy's team.

She and her husband John, an Episcopal minister, have two sons, Jack and Simon.

Assistant Coach

CALLE NIELSON



Former Virginia All-American Calle Nielson joined the Virginia women's golf program as an assistant coach in the fall of 2014. Nielson played for Virginia from 2007 to 2011 and helped the Cavaliers to four consecutive top-15 finishes at the NCAA Championships.

Nielson served in a temporary role as an assistant coach for the Cavaliers during the 2012 NCAA Championships when former assistant coach Brian Bailie was unable to travel with the team due to a family matter.

Nielson won three tournaments dur-

ing her Virginia career including the 2010 NCAA West Regional title. She had 17 top-10 finishes as a collegiate and her best outing in four NCAA Championship appearances was a sixth-place finish in 2009 as a sophomore.

Three times (2009-2011) she was named an honorable mention All-American by the National Golf Coaches Association. She was tabbed a third-team All-American by Golfweek in 2009 and picked up honorable mention All-America honors by the publication in 2010 and 2011. She earned All-ACC

honors during each of her four seasons at Virginia.

A native of Nashville, Tenn., Nielson graduated from Virginia in 2011 with a degree in sociology. She played professionally on the Symetra Tour in 2012, 2013 and 2014. She has qualified for the U.S. Amateur four times (2007, 2009-2011) and has been named the Tennessee Women's Amateur Player of the Year four times (2008-2011), won the 2010 Tennessee Women's Amateur and the 2011 Women's Southern Amateur.

Volunteer Assistant Coach

DR. BOB ROTELLA

Rory McIlroy, Padraig Harrington and Darren Clarke all have something in common in addition to their victories in Majors. They are all clients of Dr. Bob Rotella, who works with the Virginia golf programs as a volunteer assistant coach.

Internationally known for his work in the area of applied sports psychology, Dr. Rotella is consistently recognized as the Top Sports Psychologist in the world.

Harrington thought so much of "Dr. Bob" that as a show of appreciation he gave him one of the British Open trophies - the Claret Jug - from his back-to-back wins in 2007 and 2008.

Rotella, who resides in Keswick, meets with the Cavalier players on a regular basis to assist with their mental approach to the game. His work with many of the world's best players provides a tremendous resource of information and knowledge for UVA's aspiring student-athletes.

Rotella's book, "Golf Is Not a Game of Perfect" is the best selling sport psychology book of all time and one of the three best selling golf books in history.

In 2012 he published his most recent book "The Unstoppable Golfer." It focuses on the short game--the putts, chips, pitches and bunker shots that have such a major impact on a player's score.

"We are extremely fortunate to have Dr. Bob Rotella as part of our support staff," said head coach Kim Lewellen. "Golfers of all abilities, from around the world, have been drawn to his teachings. His books have all become classics for golfers everywhere.

"His teachings are simple and direct -- and in the end, what 'Doc' says makes us play better golf. We are confident that his advice will improve our games just like it has many other accomplished golfers. What a privileged and invaluable resource for our student-athletes and for that we are truly grateful."

Since 1984 Dr. Bob Rotella has coached the winners of more than 74 major championships in men's, women's and senior professional golf. In 2011, he helped Darren Clarke win the British Open and



Keegan Bradley win the PGA Championship. Dr. Bob Rotella also works with winners in tennis, baseball, basketball and other sports. Anyone whose work or play involves mental challenges can benefit from his proven wisdom - from performers to business leaders.

He has served on the editorial board of Golf Digest and been a columnist for that publication. He is the past president of the North American Association for Applied Sports Psychology and a contributing editor for the Sport Psychology Journal.

He has worked as a consultant for personnel for the NBA, NFL, Major League Baseball, NASCAR, PGA Tour, LPGA Tour, Senior Tour, U.S. Olympic Ski Team and the U.S. Olympic Equestrian Team.

He has served as a corporate consultant

at companies including Merrill Lynch, General Electric, Ford, Tim Life, Coca Cola, Chrysler, Newsweek, Pepsi-Cola, Taco Bell and Pizza Hut.

The list of professional golfers he has consulted is exhaustive. It includes players such as Davis Love, III, Brad Faxon, Nick Price, Paul Azinger, Trevor Immelman, Billy Mayfair, Padraig Harrington, David Toms, Scott Verplank, Jeff Sluman, Fred Funk and Tom Kite.

In his more than two decades of service at the University of Virginia, Dr. Rotella was most recently Director of the Sports Psychology Department, one of the nation's best programs for sports psychology.

JU HEE BAE

Sophomore • Chantilly • Chantilly, Va.

Virginia 2015-16 (RS Freshman)

- Did not compete in any tournaments
- Named to the ACC Honor Roll

2014-15 (Freshman)


- Redshirted the season

Junior / Amateur Notes

- Medalist qualifier for 2012 USGA Girls' Championship
- Medalist qualifier for 2014 USGA Womens' Public Links Championship
- Played in the 2011 USGA Junior Girls' Championship
- Played in the 2012 USGA Junior Girls' Championship (round of 32)
- Played in the 2013 USGA Womens' Amateur Public Links Championship
- Played in the 2013 USGA Womens' Amateur Championship
- Played in the 2014 USGA Womens' Amateur Public Links Championship
- First at 2010 VSGA Junior Girls' Championship
- Semifinalist at 2010 VSGA Womens' Amateur Championship
- Finalist at 2011 VSGA Womens' Amateur Championship
- Was seventh at 2014 VSGA Womens' Stroke play Championship
- Placed 6th at 2010 AJGA Junior at Kingsmill Resort and Spa
- Had three top-three finishes for AJGA
- Best finish on the American Junior Golf Association's circuit was a second-place showing at the 2012 Cleveland Open

Chantilly High School / Personal

- Won the 2013 VHSL State Open Championship for girls and was runner-up in the same season for boys title
- Was runner-up at the event in 2010
- Won three conference titles at Chantilly
- Played in both the boys and girls state championships all four years
- Born in South Korea and lived there until she was eight when her family moved to Canada before eventually relocating to Virginia
- Parents are Hyun Ok and Pan Han
- Has one sister, Sally



RACHEL CORRY

RS Freshman • Ridgefield • Ridgefield, Conn.



Virginia 2015-16 (Freshman)

- Did not compete in any tournaments

Junior / Amateur Notes

- Qualified for 2015 USGA Women's Amateur as an alternate
- Placed second at 2015 MetPGA Junior Championship
- Medalist for "The Architect Cup" on 2014 International Junior Golf Tour
- Medalist at 2013 Metropolitan PGA Junior Championship
- Qualified for 2013 National Junior PGA Championships
- Was a five-time winner on the metropolitan PGA tour
- Had top-five finish at 2014 Northeast Golfweek Invitational
- Top-10 showing at Junior PGA Series at Penn State

High School/Personal

- Played for coach Deb Doniger at Ridgefield High School
- Won four letters in golf, three in volleyball and also played basketball for one season
- Volleyball team MVP as a junior and senior
- Named the Fairfield County Interscholastic Athletic Conference MVP in 2014
- Named to all-state team as a sophomore, junior and senior
- First team all-FCIAC in 2013, 2014 and 2015 and was second team in 2012
- Team MVP final three seasons after being named Rookie of the Year in 2012
- Parents are Barbara and Thomas
- Father ran track at Westminster College
- Has an older sister, Maggie, who attends William & Mary
- Born in Greenwich, Conn.



ARIANA DIAL

Senior • River Hill • Clarksville, Md.

Virginia 2015-16 (Junior)

- Did not compete in any tournaments
- Named to the ACC Honor Roll

2014-15 (Sophomore)

- Did not play in any tournaments
- Recognized on ACC Academic Honor Roll

2013-14 (Freshman)

- Joined the team through tryout process
- Did not play in any tournaments

Junior / Amateur Notes

- Top finishes were in two CAGT tournaments in 2011 and placed third in MAPGA, Jr tournament at Andrews Air Force Base
- Placed sixth in IJGT tournament at Falcons Fire Golf Course in 2012
- Ranked top five for the CAGT tour in 2010-2011.


Hickory High School / Personal

- Won four varsity letters at River Hill High School playing for coach Matthew Graves
- Also a member of the Hawks' tennis team
- Spent a post-graduate year at Hank Haney International Junior Golf Academy
- MVP and team captain from 2008-2012
- Maryland state semi-finalist in 2010-2011
- All-county first team in 2010-2011 and 2011-2012
- Received Maryland's Scholar Athlete Award and River Hill's Scholar Athlete Award from 2008-2012 for both golf and tennis
- Parents are Janine and Alphonso
- Has two younger brothers
- Uncle, Alan Dial, played football as a defensive back at UCLA and for the Philadelphia Eagles



LAUREN DIAZ-YI

Senior • Westlake • Thousand Oaks, Calif.



Virginia

2015-16 (Junior)

- Finished the regular season with back-to-back top-10 finishes at the Bryan National Collegiate & ACC Championships
- Helped Cavaliers advance to match play at NCAA Championships after team finished fifth in medal play
- Placed 32nd at NCAA Championships
- Was fourth at ACCs at 2-under 214, her best tourney score of the season
- Ended season with seven career top-10 finishes
- Ranked No. 19 in the ACC in scoring average (74.3)
- Was 77th at NCAA Regional (Stanford) at +21, 234
- Ranked No. 96 in final Golfweek standings
- Was 18th in the nation in par-five scoring (4.81)
- Slowed by a wrist injury in the fall
- Named to the ACC Honor Roll

2014-15 (Sophomore)

- Named to 2015 All-ACC team
- Finished the fall ranked No. 22 by Golfweek and No. 26 in the Golfstat College Cup standings
- Led the team in scoring with a 72.08 stroke average
- Tied for fifth among ACC players in stroke average
- Named the ACC Golfer of the Month for October
- Won the first tournament of her career when she placed first at the Tar Heel Invitational
- Shot a career-low 7-under 209, taking medalist honors by four strokes
- Matched her career-low 18-hole score with a 3-under 69 during the final round
- Was UVa's No. 2 scorer in other three fall tournaments
- In spring, captured medalist honors at UCF Challenge when she set UVa tourney scoring mark with 9-under 207
- Set her career-low 18-hole score with a 4-under 68 at UCF Challenge
- Tied for fourth at ACCs (-6, 210) to help UVa win its first league title
- Was 41st at NCAA Regional (+16, 229) after battling illness throughout the event
- Recognized on ACC Academic Honor Roll

2013-14 (Freshman)

- Led Cavaliers with 28th place finish at NAAs
- Posted sixth best finish by a freshman at national championships
- Finished 29th at NCAA East Regional
- Set career low tournament score by finishing at 2-over 218
- Tied for 25th at ACC Championships to help UVa place second
- Ranked No. 16 in ACC in stroke average (74.91)
- Top finish was seventh-place showing at FSU Match-Up tournament to open the spring
- Had her low single-round (70) at FSU Match-Up
- Led team in scoring at the FSU Match-Up and Rucker Intercollegiate

Junior / Amateur Notes

- Won the 2013 USGA U.S. Women's Public Links Championship
- Reached the quarterfinals of the 2013 U.S. Women's Amateur
- Was ranked the No. 21 player for the Class of 2013 by Junior Golf Scoreboard when she signed with UVa
- Quarterfinalist at 2012 U.S. Girls Junior Championship
- Reached the match play portion of the 2012 U.S. Women's Pub Links
- Also qualified for the U.S. Pub Links in 2008 and 2009
- AJGA Junior All-Star event for golfers ages 12 to 15
- In 2012, was one of the top 18 juniors in Southern California to play in



the fresh&easy Kraft Foods Legacy Junior Challenge at the Mission Hills Country Club in Rancho Mirage for the opportunity to qualify for the Kraft Nabisco Championship

- Finished third at the Legacy Junior Challenge
- Placed 21st at the Junior PGA Championship
- Was 14th at the AJGA Junior Challenge and was fifth at the U.S. Girls Junior Championship
- Finished 21st at the Rolex Girls Junior Championship
- Placed 17th at the Polo Golf Junior Classic
- In 2012 tied for fifth at Under Armour/Gary Woodland Championship
- Won the 2009 AJGA Junior All-Star



Westlake High School / Personal

- Tied for second at the 2010 CIF/WSCGA state championship qualifier
- Tied for third at 2009 CIF/WSCGA state championship
- Placed second at 2009 CIF Northern Team Divisional Championship
- Father is Oswaldo and mother is Connie
- Born in Glendale, Calif.

Career Statistics

Years	Rounds	Strokes	Avg.	Low
2013-2014	34	2547	74.91	70
2014-2015	33	2416	73.21	68
2015-2016	28	2079	74.25	70
Totals	95	7042	74.13	68

Career Best Tournament Finish: 1, UCF Challenge, Feb. 8-10, 2015 & Tar Heel Invitational, Oct. 10-12, 2014

Career Top-10 Finishes: 7

Career Best 54-Hole Score: 207, UCF Challenge, Feb. 8-10, 2015

Career Best 18-Hole Score: 68, UCF Challenge, Feb. 9, 2015

TOURNAMENT RESULTS

2013-14

Date	Tournament	1-2-3-4	Par	Tot.	Pl.	UVa Pl.
9/9-11	Mo Morial	73-76-76	+9	225	22	4
9/20-22	Mason Rudolph	76-77-79	+16	232	63	3
10/11-13	Tar Heel Invitational	78-79-74	+15	231	76	4
10/25-27	Landfall Tradition	78-77-74	+13	229	33	3
2/14-16	FSU Match-Up	76-73-70	+3	219	7	1
3/7-9	Rucker Intercollegiate	79-73-71	+10	223	26	1
3/14-16	Gator Invitational	75-71-76	+12	222	27	3
3/28-30	Bryan National	79-73-79	+15	231	33	3
4/17-19	ACC Championships	73-76-80	+16	229	25	3
5/8-10	NCAA East Regional	70-75-73	+2	218	29	2
5/19-23	NCAAs	71-71-75-71	+8	288	28	1

2014-15

Date	Tournament	1-2-3-4	Par	Tot.	Pl.	UVa Pl.
9/14-16	Cougar Classic	69-71-74	214	-2	15	2
9/19-21	Mason Rudolph	78-69-78	225	+9	30	2
10/10-12	Tar Heel Invitational	70-69-70	209	-7	1	1
10/24-26	Landfall Tradition	72-70-75	217	+1	14	2
2/8-10	UCF Challenge	70-68-69	-9	207	1	1
2/13-15	FSU Matchup	81-74-70	+9	225	23	4
3/6-8	Rucker Intercollegiate	73-73-70	+3	216	5	1
4/3-5	Bryan National	74-77-77	+12	228	21	2
4/17-18	ACC Championships	72-68-70	-6	210	4	2
5/7-9	NCAA Regional	83-72-74	+13	229	41	4
5/22-24	NCAAs	77-84-75	+20	236	78	2

2015-16

Date	Tournament	1-2-3-4	Par	Tot.	Pl.	UVa Pl.
9/13-15	Cougar Classic	71-76-74	+5	221	24	4
10/9-11	Tar Heel Invitational	73-78-75	+10	226	39	3
2/12-14	FSU Match-Up*	71-80-72	+7	223	15	na
2/21-23	Sugar Bowl Intercol.	81-71-72	+8	224	42	2
3/4-6	Rucker Intercollegiate	73-75-74	+9	222	26	3
4/1-3	Bryan National	73-74-77	+8	224	8	3
4/15-17	ACC Championships	71-70-73	-2	214	4	2
5/5-7	NCAA Regional	77-78-79	+21	234	77	5
5/20-23	NCAAs	74-77-70-70	+3	291	32	3

* Competed as an individual

JULIA FORD

Freshman • Shrewsbury • Shrewsbury, Mass.



Virginia

Junior and Amateur Golf

- Played in 2015 and 2016 PGA Junior Championship
- Participated in 2016 Big "T" national championship
- Played in 2016 Women's Am Four-ball championship
- Played in the 2015 U.S. Girls' Junior Championship
- Medalist at the 2015 New England PGA Junior Championships
- Also the top finisher at the U.S. Girls' Junior Championship qualifier in Massachusetts
- Posted a top-10 finish at the Big "T" National Championship
- Also finished in the top-10 at the 2014 Doral Publix Junior

High School and Personal

- Ranked the No. 137 junior player in the nation by Golfweek and is the No. 52 player for the class of 2016 when she signed her NLI with Virginia
- Helped Shrewsbury boy's team to a seventh-place finish at state championships as a senior
- Won 2016 girl's district tournament
- Was the 2014 Massachusetts High School Girl's state champion
- Named a Midland Wachusett league all-star in 2014, 2015 and 2016
- Tabbed by the Boston Herald as a member of its girl's golf all-scholastic team
- Hails from the same town and high school as former UVA All-American Brittany Altomare
- Parents are Linda and Jason



MORGAN GONZALES

Sophomore • Phoenix Country Day • Chandler,



Virginia 2015-16 (Freshman)

- One of three Cavaliers to play in all 11 tournaments
- Finished 33rd at NCAA Regional (Stanford) at +10, 223
- Finished 53rd in the NCAA Championships
- Tied for 14th at ACC Championships at +5, 221
- Was team's No. 2 scorer in Cougar Classic, Tar Heel Invitational and FSU Matchup
- Top finish was 11th place at Cougar Classic where she shot even par 216
- Posted team's No. 5 scoring average at 75.00 that ranked No. 23 in the ACC

Junior / Amateur Notes

- Won AJGA at Forest Lake in 2014
- Took top honors at AJGA Randy Wise Open
- Ranked as 31 on Polo Golf Rankings
- Finished eighth at Yani Tseng Invitational 2014
- Was 14th at Rolex Girls Championship 2014

High School/Personal

- Played for coach Ben Sullivan on boys team at Phoenix Country Day
- Team MVP from 2011 to 2015
- Won the Boy's State Division III Regional Champion in 2012, 2014 and 2015
- Parents are Monica and John
- Has a younger brother (Jaxon)
- Born in San Diego, Calif.

Career Statistics

Years	Rounds	Strokes	Avg.	Low
2015-2016	34	2550	75.00	69

Career Best Tournament Finish: 11th, Cougar Classic, Sept. 13-15, 2015

Career Top-10 Finishes: 0

Career Best 54-Hole Score: 216, Cougar Classic, Sept. 13-15, 2015

Career Best 18-Hole Score: 69, Cougar Classic, Sept. 14, 2015

TOURNAMENT RESULTS

2015-16

Date	Tournament	1-2-3-4	Par	Tot.	Pl.	UVa Pl.
9/13-15	Cougar Classic	76-71-69	E	216	11	2
9/18-20	Mason Rudolph	76-76-78	+14	230	71	4
10/9-11	Tar Heel Invitational	74-76-74	+8	224	29	2
10/23-25	Landfall Tradition	76-82-73	+15	231	65	4
2/12-14	FSU Match-Up	73-78-76	+11	227	29	2
2/21-23	Sugar Bowl Intercol.	77-73-75	+9	225	48	3
3/4-6	Rucker Intercollegiate	72-75-75	+9	222	26	3
4/1-3	Bryan National	73-78-85	+20	236	51	5
4/15-17	ACC Championships	74-75-72	+5	221	14	4
5/5-7	NCAA Regional	71-77-75	+10	223	33	2
5/20-23	NCAAs	74-77-75-69	+7	295	53	4



KATE HARPER

Freshman • Wando • Isle of Palm, S.C.

Virginia

Junior and Amateur Golf

- The 2015 Beth Daniel Junior Azalea Champion
- Runner-up at the Midwest Junior Championship
- Third at the IJGA Championship
- Had six top-10 finishes at AJGA competition in 2015 and four top-five finishes
- Was honored by the AJGA as a Scholastic Junior All-American in 2015


High School and Personal

- Ranked the No. 4 player in the state of South Carolina when she signed her NLI with Virginia
- 2014 and 2015 regional medalist
- The 2015 Lower State medalist
- All-state selection in 2015
- Captured top honors at the 2015 WSCGA Invitational



MAHO HAYAKAWA

Junior • Lake Mary Prep • Lake Mary, Fla.



Virginia 2015-16 (Sophomore)

- Played in the Bryan National Collegiate as an individual
- Placed 65th in only tournament of the season
- Named to the ACC Honor Roll

2014-15 (Freshman)

- Qualified for four tournaments
- Only fall tournament appearance came at Mason Rudolph where she competed as an individual
- Mason Rudolph was her best finish, placing 30th, shooting 9-over 225
- Mason Rudolph also featured her low round (70) of the season
- In the spring competed in the UCF Challenge, FSU Matchup and Rucker Intercollegiate

Junior / Amateur Notes

- Medalist at Florida State Golf Association's Girls' Junior Match Play Championship in 2013
- Tied for eighth at FSGA women's amateur stroke play championship
- Was fourth at FSGA Girls' Junior Championship
- In 2013, was the runner up at the Hurricane Junior Golf Tour's (HJGT) Falcon's Fire and Orlando Junior Challenge tournaments
- Placed second at Future Collegians World Tour (FCWT) at Harmony Golf Preserve
- Had top-five finishes at FCWT MetroWest and Orange County National and HJGT at Timacuan
- Attended Mike Bender Golf Academy and competed at the same high school as UVa men's freshman Austen Truslow

Career Statistics

Years	Rounds	Strokes	Avg.	Low
2014-2015	12	926	77.17	70
2015-2016	3	242	80.67	77
Totals	15	1168	77.86	70

Career Best Tournament Finish: 30th, Sept. 21, 2014, Mason Rudolph

Career Top-10 Finishes: 0

Career Best 54-Hole Score: 225, Sept. 21, 2014, Mason Rudolph

Career Best 18-Hole Score: 70, Sept. 19, 2014, Mason Rudolph

TOURNAMENT RESULTS

2014-15

Date	Tournament	1-2-3-4	Par	Tot.	Pl.	UVa Pl.
9/19-21	Mason Rudolph*	70-80-74	+9	225	30	2
2/8-10	UCF Challenge	75-77-77	+13	229	76	5
2/13-15	FSU Matchup*	78-75-78	+15	231	46	na
3/6-8	Rucker Intercollegiate	81-78-82	+28	241	81	5

2015-16

Date	Tournament	1-2-3-4	Par	Tot.	Pl.	UVa Pl.
4/1-3	Bryan National*	80-85-77	+26	242	65	na

* Competed as an individual



LYNDSEY HUNNELL

Sophomore • Lord Botetourt • Troutville, Va.

Virginia

2015-16 (RS Freshman)

- Did not compete in any tournaments

2014-15 (Freshman)

- Did not play in any tournaments and redshirted the season

Junior / Amateur Notes

- Won the 2015 and 2016 Roanoke Valley Golf Hall of Fame tournaments
- Won the 2015 Roanoke Valley Women's Golf Association City-County championship
- Selected as the Roanoke Valley Women's Player of the year in 2012
- Was selected the Roanoke Valley girls player of the year from 2010 to 2013
- Won the Roanoke Valley Women's City County Tournament in 2012
- Selected to the VSGA Poindexter Cup Team and Mid Atlantic Challenge Teams in 2012 and 2013
- Finished fourth in the VSGA Women's stroke play tournament in 2013
- Was runner up in the Roanoke Valley Women's Hall of Fame Tournament in 2011 and 2012 with a third place in 2013
- Played for the three-person Virginia Team in the USGA Women's State Team Tournament (finished third)

Lord Botetourt / Personal

- Was the Blue Ridge District Player of the Year in 2013
- Roanoke Valley Girls' Player of the Year in 2010, 2011, 2012 and 2013
- The runner-up at the VHSL State Open in 2012 and finished sixth in 2013
- All-state selection in 2012 and 2013
- Helped Lord Botetourt finish third at 2012 state championships
- Parents are Cindy and Jeffrey
- Born in Roanoke, Va.



SARAH KOLODZIK

Junior • Miami Valley School • Bellbrook, Ohio



Virginia 2015-16 (Sophomore)

- Did not compete in any tournaments
- Named to the ACC Honor Roll

2014-15 (Freshman)

- Played in four tournaments, all as an individual
- Best finish was 51st at FSU Matchup
- Top tourney score was 230 at Landfall Tradition where she posted her low round of the year (74)

Junior / Amateur Notes

- 2014 Ohio Women's Amateur Champion
- Listed No. 40 in the Golfweek/Sagarin Rankings for Class of 2014
- Ranked No. 138 in AJGA Polo Golf Rankings when she enrolled at UVa
- Placed fifth at the 2013 Golfweek Junior Tour's Clicgear Challenge
- Was seventh at 2012 AJGA Lockton Kansas City Junior Open
- Third at 2012 USGA Girls Sectional Qualifier
- Finished eighth at 2012 Women's Western Golf Junior Championship and Hudson Junior Girls Invitational
- Was second at 2012 FCWT Yankee Trace Open
- Won the 2012 Golfweek Junior at Shaker Run

Miami Valley School / Personal

- A four-time first-team All-Ohio honoree
- Finished fourth at the 2013 OHSAA Girls Division II state championship
- Was the runner up as a junior at championship and fourth as a sophomore
- Was the runner up at the 2010 Ohio Division II state tournament for Miami Valley School
- Played for the boy's team in 2010 because there were not enough female golfers at her school to form a girls team
- Parents are Joan and Paul
- Has older brothers, Daniel and Matthew
- Brother, Daniel, wrestled at Princeton
- Born in China

Career Statistics

Years	Rounds	Strokes	Avg.	Low
2014-2015	12	936	78.00	74

Career Best Tournament Finish: 51st, FSU Matchup, Feb. 13-15, 2015

Career Top-10 Finishes: 0

Career Best 54-Hole Score: 230, Landfall Tradition, Oct. 24-26, 2014

Career Best 18-Hole Score: 74, Landfall Tradition, Oct. 24, 2014

TOURNAMENT RESULTS

2014-15

Date	Tournament	1-2-3-4	Par	Tot.	Pl.	UVa Pl.
10/10-12	Tar Heel Invitational*	78-77-79	+18	234	80	na
10/24-26	Landfall Tradition*	74-79-77	+14	230	74	na
2/13-15	FSU Matchup*	78-77-77	+16	232	51	na
4/3-5	Bryan National*	79-82-79	+24	240	71	na

* Competed as an individual



KATHARINE PATRICK

Sophomore • HS for Visual & Performing Arts • Houston, Texas



Virginia

2015-16 (Freshman)

- One of three true freshmen to see tournament action
- Made the lineup for season-opening Cougar Classic and played as an individual at the Mason Rudolph where she placed 36th
- Only spring event was the FSU Matchup where she matched her best finish by placing 36th
- Posted second-round 70 at FSU that was her low round of the season
- Named to the ACC Honor Roll

Junior / Amateur Notes

- Participated in 2015 North and South Amateur
- Won the 2014 AJGA David Toms Invitational
- Advanced to round of 32 at 2014 AJGA Polo Junior Classic
- Reached round of 32 at 2014 USGA Women's Amateur
- Played in 2014 and 2015 Junior PGA Championship, making cut in 2015 event
- From 2011 to 2015 played in eight AJGA Invitationals and had four top-three finishes
- Participated in Arizona Silver Belle Championship from 2012 to 2014
- Took top honors at 2011 AJGA Under Armour/Steve Marino Junior All-Star Championship
- Ranked No. 38 for her class in Polo and Golfweek Junior Rankings
- Ranked No. 20 for her class by Junior Golf Association

High School/Personal

- Played in West University Little League baseball system for nine seasons
- Also participated in soccer, basketball and swimming
- Majored in classical piano at The High School for the Performing and Visual Arts
- Parents are Terri and John
- Has a younger sister, Elizabeth
- Grandfather, Carrel Willoughby, played professional baseball for the St. Louis Browns
- Born in Houston, Texas

Career Statistics

Years	Rounds	Strokes	Avg.	Low
2015-2016	12	913	76.08	70

Career Best Tournament Finish: 36th, Florida State Match-Up, Feb. 12-14, 2016 & Mason Rudolph Championship, Sept. 18-20, 2015

Career Top-10 Finishes: 0

Career Best 54-Hole Score: 221, Mason Rudolph Championship, Sept. 18-20, 2015

Career Best 18-Hole Score: 70, Florida State Match-Up, Feb. 13, 2016

TOURNAMENT RESULTS

2015-16

Date	Tournament	1-2-3-4	Par	Tot.	Pl.	UVa Pl.
9/13-15	Cougar Classic	81-71-76	+12	228	60	5
9/18-20	Mason Rudolph*	74-72-75	+5	221	36	na
10/23-25	Landfall Tradition	79-80-76	+19	235	77	5
2/12-14	FSU Match-Up	78-70-81	+13	229	36	3

* Competed as an individual



ANNA REDDING

Sophomore • Cannon • Concord, N.C.



Virginia 2015-16 (Freshman)

- Posted team's No. 4 scoring average at 74.83 that ranked No. 25 in the ACC
- Was 53rd at NCAA Championships and helped UVA to fifth-place finish in media competition
- Had back-to-back top-10 finishes at end of regular season
- Was fifth at ACC Championships at even par 216
- Her finish and tournament scores at ACCs were season bests
- Shot 69 in final round of ACCs to post low 18-hole score for the year
- Her eighth-place finish at Bryan National in regular season finale
- Played in nine tournaments, twice as an individual
- Was 24th in her collegiate career at Cougar Classic (+5, 221), shooting 2-under 70 during her first round
- Finished 62nd at NCAA Regional (Stanford) at +16, 229
- Named to the ACC Women's Golf All-Academic Team and ACC Honor Roll
- Selected to the WGCA All-American Scholars team

Junior / Amateur Notes

- Ranked No. 19 player for Class of 2015 by Polo Junior Rankings
- Listed No. 55 overall in AJGA Polo Junior Rankings
- 2015 Semifinalist at the Women's North and South Amateur
- Champion of the 2015 PKBGT Collegiate Series Event 5
- 2015 AJGA Eagles Dream runner up
- 2015 AJGA Innisbrook top 10 finisher
- Registered top-10 finishes at 2014 and 2015 Sea Pines Junior Heritage
- Was in the top 10 at Vicki DiSantis in 2013, 2014 and 2015
- Qualified for the 2015 Rolex Girls Junior Championship, the Rolex Tournament of Champions, and the Yani Tseng Invitational
- 2014 US Girls Junior qualifier
- 2014 PKBGT Order of Merit Champion
- 2014 AJGA IZOD Championship runner up
- Champion of the 2013 PKBGT Wolfpack Classic
- Finished third in the 2013 Hudson Invitation
- Was ninth at 2013 Bubba Conlee
- Champion on the 2013 North and South Junior Championship
- Qualified for the 2013 Callaway World Junior
- Champion of the PKBGT Invitation at Grandover Resort
- 2013 AJGA Girls Championship top 10 finisher
- Finished third at the 2013 Charles Tilghman shooting 30 on my back nine
- Champion of the 2012 TGF-EJGA-NJGT-TYGA "4" Tour Championship
- Runner up at 2012 AJGA Chateau Elan Preseason Junior

High School/Personal

- Played for coach Pat Whiseneat at Cannon School
- Won four letters in golf
- First team all-conference all four seasons
- CISAA individual champion from 2011 to 2014
- Earned first-team NCISAA all-state honors from 2011 to 2014
- Helped team to NCISAA state championship from 2011 to 2014
- Won the 2014 NCISAA individual state title
- 2014 Charlotte Observer Girls Golfer of the Year
- 2014 Independent Tribune Girls Golfer of the Year
- North Carolina State Girls High School Challenge Individual Champion



- Featured in Faces in the Crowd in the Nov. 10 2014 edition of Sports Illustrated
- Parents are Andea and Mark
- Father was a four-time letterwinner on The Ohio State tennis team
- Mother was a two-time letterwinner for Youngstown State volleyball team
- Has a younger brother (Andrew) and younger sister (Abbey)
- Born in Concord, N.C.

Career Statistics

Years	Rounds	Strokes	Avg.	Low
2015-2016	28	2095	74.82	69

Career Best Tournament Finish: 5th, ACC Championships, April 15-17, 2016

Career Top-10 Finishes: 2

Career Best 54-Hole Score: 216, ACC Championships, April 15-17, 2016

Career Best 18-Hole Score: 69, ACC Championships, April 17, 2016

TOURNAMENT RESULTS

2015-16

Date	Tournament	1-2-3-4	Par	Tot.	Pl.	UVa Pl.
9/13-15	Cougar Classic *	70-79-72	+5	221	24	na
9/18-20	Mason Rudolph	77-75-81	+17	233	76	5
2/12-14	FSU Match-Up*	71-75-79	+9	225	23	na
2/21-23	Sugar Bowl Intercol.	79-73-75	+11	227	55	5
3/4-6	Rucker Intercollegiate	74-76-75	+12	225	39	5
4/1-3	Bryan National	77-74-73	+8	224	8	3
4/15-17	ACC Championships	72-75-69	E	216	5	3
5/5-7	NCAA Regional	71-78-80	+16	229	62	4
5/20-23	NCAAs73-75-74-73	+7	295	53	4	

* Competed as an individual

2015-16 SEASON RESULTS

2015-16 TOURNAMENT SUMMARY

Date	Tournament	Rd-1	Rd-2	Rd-3	Rd-4	Total	Finish	Low Player
Sept. 13-15	Cougar Classic	293	282	290		865	3 of 20	Szokol (7th, 215)
Sept. 18-20	Mason Rudolph Championship	286	289	298		873	4 of 17	Coughlin (2nd, 204)
Oct. 9-11	Tar Heel Invitational	297	306	295		898	9 of 18	Szokol (18th, 222)
Oct. 23-25	Landfall Tradition	301	303	286		890	12 of 18	Coughlin (8th, 214)
Feb. 12-14	FSU Match-Up Tournament	305	298	306		909	9 of 12	Coughlin (8th, 219)
Feb. 21-23	Allstate Sugar Bowl Intercol.	304	286	299		889	11 of 17	Szokol (25th, 220)
March 4-6	Darius Rucker Intercollegiate	281	298	296		875	2 of 17	Coughlin (2nd, 214)
April 1-3	Bryan National Collegiate	289	295	304		888	1 of 15	Coughlin & Szokol 5th, 222)
April 15-17	ACC Championships	283	290	282		855	1 of 12	Coughlin (1st, 207)
May 5-7	NCAA Regional (Stanford)	288	296	299		883	6 of 18	Szokol (1st, 209)
May 20-23	NCAA Championships	293	294	286	282	1155	5 of 24	Coughlin (16th, 288)

2015-16 INDIVIDUAL STATISTICS

Player	Events	Rounds	Strokes	Low Avg.	Low Round	54-Hole	Top Finish	Top 10	60s	-Par	Par
Lauren Coughlin	11	34	2463	72.44	66	^205	1	6	6	12	6
Elizabeth Szokol	11	34	2490	73.24	67	209	1	4	5	12	1
Lauren Diaz-Yi	*9	28	2079	74.25	70	214	4	1	0	7	2
Anna Redding	+9	28	2095	74.82	69	216	5	2	1	3	3
Morgan Gonzales	11	34	2550	75.00	69	216	11	0	2	2	3
Katharine Patrick	*4	12	913	76.08	70	221	36	0	0	2	1
Maho Hayakawa	*1	3	242	80.67	77	242	65	0	0	0	0
Lyberty Anderson!	*5	15	1134	75.60	70	219	24	0	0	2	1

^ UVa 54-hole scoring record

* Competed in one tournament as an individual

+ Competed in two tournaments as an individual

! No longer on team

Individual Bests for 2015-16

Individual Best Rounds – Gross Score

66	-6	Lauren Coughlin	ACC Championships	4-15-16
66	-6	Lauren Coughlin	Mason Rudolph	9-18-15
67	-4	Elizabeth Szokol	NCAA Regional	5-7-16
67	-4	Lauren Coughlin	Rucker Intercollegiate	3-4-16
67	-5	Lauren Coughlin	Landfall Tradition	10-25-15
68	-4	Lauren Coughlin	NCAA Championships	5-22-16
68	-4	Lauren Coughlin	Mason Rudolph	9-20-15
69	-3	Morgan Gonzales	NCAA Championships	5-23-16
69	-2	Elizabeth Szokol	NCAA Regional	5-6-16
69	-3	Anna Redding	ACC Championships	4-17-16
69	-2	Lauren Coughlin	Rucker Intercollegiate	3-4-16
69	-3	Elizabeth Szokol	Sugar Bowl Intercollegiate	2-22-16
69	-3	Morgan Gonzales	Cougar Classic	9-15-15
69	-3	Elizabeth Szokol	Cougar Classic	9-15-15

Individual Best Rounds - vs. Par

-6	66	Lauren Coughlin	ACC Championships	4-15-16
-6	66	Lauren Coughlin	Mason Rudolph	9-18-15
-5	67	Lauren Coughlin	Landfall Tradition	10-25-15
-4	68	Lauren Coughlin	NCAA Championships	5-22-16
-4	67	Elizabeth Szokol	NCAA Regional	5-7-16
-4	67	Lauren Coughlin	Rucker Intercollegiate	3-4-16
-4	68	Lauren Coughlin	Mason Rudolph	9-20-15
-3	69	Morgan Gonzales	NCAA Championships	5-23-16
-3	69	Anna Redding	ACC Championships	4-17-16
-3	69	Elizabeth Szokol	Sugar Bowl Intercollegiate	2-22-16
-3	69	Morgan Gonzales	Cougar Classic	9-15-15
-3	69	Elizabeth Szokol	Cougar Classic	9-15-15



2016 ACC Champion Lauren Coughlin flanked by head coach Kim Lewellen (left) and assistant coach Calle Nielson. Coughlin shot 6-under 66 during the first round of the ACC Championships, the best 18-hole total by a Cavalier in the tournament.

Individual Best Tournaments – Gross Score (54 holes)

205 [^] -11	Lauren Coughlin	Mason Rudolph	9-20-15
207 -9	Lauren Coughlin	ACC Championships	4-17-16
209 -4	Elizabeth Szokol	NCAA Regional	5-7-16
214 -2	Lauren Diaz-Yi	ACC Championships	4-17-16
214 -2	Lauren Coughlin	Landfall Tradition	10-25-15
214 +1	Lauren Coughlin	Rucker Intercollegiate	3-6-16
215 -1	Elizabeth Szokol	Cougar Classic	9-15-15
216 E	Anna Redding	ACC Championships	4-17-16
216 E	Morgan Gonzales	Cougar Classic	9-15-15
217 +4	Elizabeth Szokol	Rucker Intercollegiate	3-6-16
218 +2	Lauren Coughlin	Cougar Classic	9-15-15
219 +3	Lauren Coughlin	FSU Match-Up	2-14-16
219 +3	Lyberty Anderson	Mason Rudolph	9-20-15

[^] UVa 54-hole scoring record

Individual Best Tournaments – vs. Par

-11 [^] 205	Lauren Coughlin	Mason Rudolph	9-20-15
-9 207	Lauren Coughlin	ACC Championships	4-17-16
-4 209	Elizabeth Szokol	NCAA Regional	5-7-16
-2 214	Lauren Diaz-Yi	ACC Championships	4-17-16
-2 214	Lauren Coughlin	Landfall Tradition	10-25-15
-1 215	Elizabeth Szokol	Cougar Classic	9-15-15
E 288	Lauren Coughlin	NCAA Championships	5-23-16
E 216	Anna Redding	ACC Championships	4-17-16
E 216	Morgan Gonzales	Cougar Classic	9-15-15
+1 289	Elizabeth Szokol	NCAA Championships	5-23-16
+1 214	Lauren Coughlin	Rucker Intercollegiate	3-6-16
+2 218	Lauren Coughlin	Cougar Classic	9-15-15

[^] UVa 54-hole scoring record

Team Bests for 2015-16

Team Best Tournaments – Gross Score (54 holes)

855 -9	ACC Championships	4-17-16
865 +1	Cougar Classic	9-15-15
868 +16	Rucker Intercollegiate	3-6-16
873 +9	Mason Rudolph	9-20-15

Team Best Tournaments – vs. Par

-9 855	ACC Championships	4-17-16
+3 1155	NCAA Championships	5-23-16
+1 865	Cougar Classic	9-15-15
+9 873	Mason Rudolph	9-20-15

Team Best Rounds – Gross Score

281 -3	Rucker Intercollegiate	First Round	3-4-16
282 -6	NCAA Championships	Fourth Round	5-23-16
282 -6	ACC Championships	Third Round	4-17-16
282 -6	Cougar Classic	Second Round	9-14-15
283 -5	ACC Championships	First Round	4-15-16
286 -2	NCAA Championships	Third Round	5-22-16
286 -2	Sugar Bowl Intercollegiate	Second Round	2-22-16
286 -2	Landfall Tradition	Third Round	10-25-15
286 -2	Mason Rudolph	First Round	9-18-15
288 +4	NCAA Regional	First Round	5-5-16
289 +1	Mason Rudolph	Second Round	9-19-15
289 +1	Bryan National Collegiate	First Round	4-1-16
290 +2	ACC Championships	Second Round	4-16-16
290 +2	Cougar Classic	Third Round	9-15-15

Team Best Rounds – vs. Par

-6 282	NCAA Championships	Fourth Round	5-23-16
-6 282	ACC Championships	Third Round	4-17-16
-6 282	Cougar Classic	Second Round	9-14-15
-5 283	ACC Championships	First Round	4-15-16
-3 281	Rucker Intercollegiate	First Round	3-4-16
-2 286	NCAA Championships	Third Round	5-22-16
-2 286	Sugar Bowl Intercollegiate	Second Round	2-22-16
-2 286	Landfall Tradition	Third Round	10-25-15
-2 286	Mason Rudolph	First Round	9-18-15
+1 289	Bryan National Collegiate	First Round	4-1-16
+1 289	Mason Rudolph	Second Round	9-19-15
+2 290	ACC Championships	Second Round	4-16-16
+2 290	Cougar Classic	Third Round	9-15-15

CAVALIER RECORD BOOK

Individual Records

Annual Scoring Leaders

Golfer	Year	Rounds	Strokes	Average
Leah Wigger	2003-04	25	1920	76.80
Leah Wigger	2004-05	34	2520	74.12
Leah Wigger	2005-06	34	2491	73.26
Leah Wigger	2006-07	30	2199	73.30
Lene Krog	2007-08	34	2542	74.77
Whitney Neuhauser	2008-09	31	2276	73.42
Brittany Altomare	2009-10	34	2500	73.53
Brittany Altomare	2010-11	34	2488	73.18
Brittany Altomare	2011-12	33	2429	73.61
Brittany Altomare	2012-13	30	2167	72.23
Lauren Coughlin	2013-14	31	2313	74.61
Lauren Diaz-Yi	2014-15	33	2416	73.21
Lauren Coughlin	2015-16	34	2463	72.44

Low Rounds

Overall	65	Lauren Coughlin, UCF Challenge, 2014-15
Overall vs. Par	-7	Lauren Coughlin, UCF Challenge, 2014-15
By a Freshman	68	Lyberty Anderson, ACC Champ, 2014-15
	68	Brittany Altomare, Bryan National, 2009-10
By a Freshman vs. Par	68	Joy Kim, NCAA East Regional, 2007-08
	-4	Lyberty Anderson, ACC Champ, 2014-15
	-4	Brittany Altomare, Bryan National, 2009-10
	-4	Joy Kim, NCAA East Regional, 2007-08
By a Sophomore	66	Portland Rosen, NCAA Championships, 2011-12
By a Sophomore vs. Par	-6	Portland Rosen, NCAA Championships, 2011-12
By a Junior	65	Lauren Coughlin, UCF Challenge, 2014-15
By a Junior vs. Par	-7	Lauren Coughlin, UCF Challenge, 2014-15
By a Senior	66	Lauren Coughlin, ACC Championships, 2016
	66	Lauren Coughlin, Mason Rudolph, 2015-16
By a Senior vs. Par	-6	Lauren Coughlin, ACC Championships, 2016
	-6	Lauren Coughlin, Mason Rudolph, 2015-16
In a First Round	66	Lauren Coughlin, ACC Championships, 2016
	66	Lauren Coughlin, Mason Rudolph, 2015-16
	66	Portland Rosen, NCAA Championships, 2011-12
In a Second Round	65	Lauren Coughlin, UCF Challenge, 2014-15
In a Third Round	67	Lauren Coughlin, Landfall Tradition, 2015-16
	67	Elizabeth Szokol, NCAA Regional, 2015-16
	67	Briana Mao, ACC Championships, 2014-15
	67	Calle Nielson, Tar Heel Invitational, 2010-11
In a Fourth Round	69	Leah Wigger, NCAA Champ., 2004-05
In the NCAA Tourney	66	Portland Rosen, NCAA Championships, 2011-12
vs. Par	-6	Portland Rosen, NCAA Championships, 2011-12
In the ACC Tourney	66	Lauren Coughlin, ACC Championships, 2016
vs. Par	-6	Lauren Coughlin, ACC Championships, 2016

Low Tournaments

Overall (72 holes)	287	Leah Wigger, NCAA Champ., 2004-05
vs. Par (72 holes)	+2	Brittany Altomare, NCAA Champ., 2010-11
Overall (54 holes)	205	Lauren Coughlin, Mason Rudolph, 2015-16
vs. Par (54 holes)	-11	Lauren Coughlin, Mason Rudolph, 2015-16
Overall (36 holes)	139	Calle Nielson, NGCA Match Play, 2008-09
vs. Par (36 holes)	-5	Calle Nielson, NGCA Match Play, 2008-09
By a Freshman	212	Lyberty Anderson, ACC Champ., 2014-15
		Brittany Altomare, ACC Champ., 2009-10
By a Freshman vs. Par	-4	Lyberty Anderson, ACC Champ., 2014-15
By a Sophomore	207	Lauren Diaz-Yi, UCF Challenge, 2014-15
vs. Par	-9	Lauren Diaz-Yi, UCF Challenge, 2014-15
By a Junior	208	Whitney Neuhauser, Cougar Classic, 2008-09
vs. Par	-8	Whitney Neuhauser, Cougar Classic, 2008-09
By a Senior	205	Lauren Coughlin, Mason Rudolph, 2015-16
vs. Par (54 holes)	-11	Lauren Coughlin, Mason Rudolph, 2015-16
In the NCAA Tourney	287	Leah Wigger, NCAA Champ., 2004-05
vs. Par	+2	Brittany Altomare, NCAA Champ., 2010-11
In the ACC Tourney	206	Briana Mao, ACC Championships, 2014-15
vs. Par	-10	Briana Mao, ACC Championships, 2014-15

Single Season Bests

Stroke Average		
By a Freshman	73.53	Brittany Altomare, 2009-10
By a Sophomore	73.18	Brittany Altomare, 2010-11
By a Junior	73.26	Leah Wigger, 2005-06
By a Senior	72.23	Brittany Altomare, 2012-13
Tourneys Played	12	Brittany Altomare, 2009-10
	12	Calle Nielson, 2009-10
	12	Nicole Agnello, 2009-10
Rounds Played	34	Numerous Players
Rounds in the 60s	6	Lauren Couthlin, 2015-16
	6	Brittany Altomare, 2010-11
	6	Whitney Neuhauser, 2008-09
Rounds Below Par	14	Lauren Diaz-Yi, 2014-15
Rds of Par or Better	18	Lauren Coughlin, 2015-16
Top-10 Finishes	10	Leah Wigger, 2005-06
Rounds Counted	34 (of 34)	Brittany Altomare, 2009-10
	34 (of 34)	Nicole Agnello, 2009-10
	34 (of 34)	Leah Wigger, 2004-05
Rds Counted by Pct. (min. 25)	1.000	(34 of 34) Brittany Altomare, 2009-10
		(34 of 34) Nicole Agnello, 2009-10
		(34 of 34) Leah Wigger, 2004-05
		(30 of 30) Brittany Altomare, 2012-13
		(30 of 30) Leah Wigger, 2004-05
		(25 of 25) Rachel Smith, 2003-04

Career Bests

Stroke Average	73.13	Brittany Altomare, 2009-13
Tournaments Played	44	Calle Nielson, 2007-2011
	44	Brittany Altomare, 2009-13
Rounds Played	131	Brittany Altomare, 2009-13
Rounds in the 60s	12	Brittany Altomare, 2009-13
Rounds Below Par	38	Brittany Altomare, 2009-13
Rounds of Par or Better	52	Brittany Altomare, 2009-13
Top-10 Finishes	19	Brittany Altomare, 2009-13
Pct. of Rds at Par or Better	.370	Brittany Altomare, 2009-13
Pct. of Rds Under Par	.290	Brittany Altomare, 2009-13
Pct. of Finishes in Top-10	.439	Leah Wigger, 2003-2007
Pct. of Rounds in the 60s.	.091	Brittany Altomare, 2009-13

Individual Bests

Tournament Medalists

Year	Name	Tournament	Scores
2003-04	Leah Wigger	vs. Richmond	74
2004-05	Rachel Smith	Cougar Classic	74-70-68-214
2006-07	Leah Wigger	Liz Murphey Classic	72-72-71-215
2008-09	Calle Nielson	LSU Classic	67-71-71-209
2009-10	Calle Nielson	Tri-Match @ Ironwood	72-72-144
2009-10	Calle Nielson	NCAA West Regional	72-71-71-214
2010-11	Brittany Altomare	Golfweek Challenge	69-73-70-212
2010-11	Brittany Altomare*	Landfall Tradition	70-68-75-213
2012-13	Briana Mao	UCF Challenge	70-69-73-212
2012-13	Brittany Altomare	ACC Championship	71-70-76-217
2014-15	Lauren Diaz-Yi	Tar Heel Invitational	70-69-70-209
2014-15	Lauren Diaz-Yi	UCF Challenge	70-68-69-207
2015-16	Lauren Coughlin	ACC Championships	66-71-70-207

*Co-medalist

All-Time Single Round Scores

No.	Score	Name	Year	Tournament	Rd	vs. Par
1.	65	Lauren Coughlin	2014-15	UCF Challenge	2	-7
2.	66	Lauren Coughlin	2015-16	ACC Champ	1	-6
	66	Lauren Coughlin	2015-16	Mason Rudolph	1	-6
	66	Portland Rosen	2011-12	NCAA Champ	1	-6
5.	67	Elizabeth Szokol	2015-16	NCAA Regional	2	-4
	67	Lauren Coughlin	2015-16	Rucker Intercol.	1	-4
	67	Lauren Coughlin	2015-16	Landfall Tradition	3	-5
	67	Briana Mao	2014-15	ACC Champ	3	-5
	67	Briana Mao	2013-14	NCAA Champ	4	-3
	67	Brittany Altomare	2011-12	Stanford Intercol.	1	-4
	67	Calle Nielson	2010-11	Tar Heel Invit.	3	-5
	67	Calle Nielson	2008-09	Bryan National	1	-5
	67	Whitney Neuhauser	2008-09	LSU Classic	2	-5
	67	Calle Nielson	2008-09	LSU Classic	1	-5
	67	Leah Wigger	2004-05	NCAA East Reg.	2	-3

All-Time Tournament Scores

No.	Score	Name	Year	Tournament	vs. Par	Scores
1.	205	Lauren Coughlin	2015-16	Mason Rudolph	-11	66-71-68
2.	206	Briana Mao	2014-15	ACC Champ	-10	68-71-67
3.	207	Lauren Coughlin	2015-16	ACC Champ	-9	66-71-70
	207	Lauren Diaz-Yi	2014-15	UCF Challenge	-9	70-68-69
5.	208	Whitney Neuhauser	2008-09	Cougar Classic	-8	68-72-68
6.	209	Elizabeth Szokol	2015-16	NCAA Regional	-4	73-69-67
	209	Lauren Diaz-Yi	2014-15	Tar Heel Invit	-7	70-69-70
	209	Calle Nielson	2008-09	LSU Classic	-7	67-71-71
9.	210	Brittany Altomare	2010-11	Tar Heel Invit.	-6	68-69-73
	210	Lauren Diaz-Yi	2014-15	ACC Champ.	-6	72-68-70
	210	Lauren Coughlin	2014-15	ACC Champ.	-6	72-69-69
	210	Leah Wigger	2004-05	NCAA East Reg.	E	70-67-73

Season Stroke Averages

No.	Name	Year	Rds	Strokes	Avg.
1.	Brittany Altomare	2012-13	30	2167	72.23
2.	Lauren Coughlin	2015-16	34	2463	72.44
3.	Brittany Altomare	2010-11	34	2488	73.18
4.	Lauren Diaz-Yi	2014-15	33	2416	73.21
5.	Elizabeth Szokol	2015-16	34	2490	73.24
6.	Leah Wigger	2005-06	34	2491	73.26
7.	Leah Wigger	2006-07	30	2199	73.30
8.	Whitney Neuhauser	2008-09	31	2276	73.42
9.	Calle Nielson	2008-09	31	2279	73.52
10.	Brittany Altomare	2009-10	34	2500	73.53

Top Freshmen Scoring Averages

(Min. 15 Rounds)

No.	Name	Year	Rds	Strokes	Avg.
1.	Brittany Altomare	2009-10	34	2500	73.53
2.	Anna Redding	2015-16	28	2095	74.82
3.	Lauren Diaz-Yi	2013-14	34	2547	74.91
4.	Briana Mao	2011-12	24	1799	74.96
5.	Morgan Gonzales	2015-16	34	2550	75.00
6.	Calle Nielson	2007-08	30	2252	75.07
7.	Jennie Arseneault	2005-06	18	1359	75.50
8.	Portland Rosen	2010-11	28	2116	75.57
9.	Nicole Agnello	2009-10	34	2571	75.62
10.	Joy Kim	2007-08	25	1894	75.76

Tournaments Played

No.	Name	Year	Rds	Tourneys
1.	Brittany Altomare	2009-10	34	12
	Nicole Agnello	2009-10	34	12
	Calle Nielson	2009-10	34	12
4.	Multiple players			11

Rounds Played

No.	Name	Year	Tourneys	Rds
1.	Lauren Coughlin	2015-16	11	34
	Elizabeth Szokol	2015-16	11	34
	Morgan Gonzales	2015-16	11	34
	Briana Mao	2013-14	11	34
	Lauren Diaz-Yi	2013-14	11	34
	Portland Rosen	2013-14	11	34
	Brittany Altomare	2010-11	11	34
	Calle Nielson	2010-11	11	34
	Brittany Altomare	2009-10	12	34
	Nicole Agnello	2009-10	12	34
	Calle Nielson	2009-10	12	34
	Leah Wigger	2004-05	11	34
	Rachel Smith	2004-05	11	34
	Sally Shonk	2004-05	11	34
	Lauren Mielbrecht	2004-05	11	34
	Leah Wigger	2005-06	11	34
	Lene Krog	2007-08	11	34



Leah Wigger

Rounds in the 60s

No.	Name	Year	Rds	60s
1.	Lauren Gonzales	2015-16	34	6
	Brittany Altomare	2010-11	34	6
	Whitney Neuhauser	2008-09	31	6
4.	Elizabeth Szokol	2015-16	34	5
	Lauren Diaz-Yi	2014-15	33	5
6.	Briana Mao	2014-15	33	4
	Calle Nielson	2008-09	31	4
8.	Lauren Coughlin	2014-15	33	3
	Elizabeth Szokol	2014-15	33	3
	Calle Nielson	2009-10	34	3
	Leah Wigger	2004-05	34	3

Rounds Under Par

No.	Name	Year	Rds	-Par
1.	Lauren Diaz-Yi	2014-15	33	14
2.	Lauren Coughlin	2015-16	34	12
	Elizabeth Szokol	2015-16	34	12
4.	Brittany Altomare	2012-13	30	11
5.	Brittany Altomare	2011-12	33	10
6.	Brittany Altomare	2009-10	34	9
	Whitney Neuhauser	2008-09	31	9
8.	Elizabeth Szokol	2014-15	33	8
	Calle Nielson	2008-09	31	8
10.	Briana Mao	2014-15	33	7
	Lauren Coughlin	2014-15	33	7

Rounds of Par or Better

No.	Name	Year	Rds	Par or Better
1.	Lauren Coughlin	2015-16	34	18
2.	Lauren Diaz-Yi	2014-15	33	16
	Brittany Altomare	2012-13	30	16
4.	Calle Nielson	2009-10	34	15
5.	Elizabeth Szokol	2015-16	34	13
6.	Brittany Altomare	2011-12	33	13
7.	Briana Mao	2014-15	33	12
	Brittany Altomare	2009-10	34	12
	Leah Wigger	2006-07	30	12
10.	Brittany Altomare	2010-11	34	11
	Whitney Neuhauser	2008-09	31	11

Top-10 Finishes

No.	Name	Year	Tourneys	Finishes
1.	Leah Wigger	2005-06	11	10
2.	Lauren Coughlin	2015-16	11	6
	Brittany Altomare	2012-13	10	6
	Calle Nielson	2008-09	11	6
	Leah Wigger	2006-07	10	6
	Leah Wigger	2004-05	11	6
7.	Brittany Altomare	2011-12	11	5
8.	Jennie Arseneault	2008-09	9	5
9.	Elizabeth Szokol	2015-16	11	4
	Laurden Diaz-Yi	2014-15	11	4
	Briana Mao	2012-13	9	4
	Brittany Altomare	2010-11	11	4
	Brittany Altomare	2009-10	12	4
	Calle Nielson	2009-10	12	4
	Whitney Neuhauser	2008-09	11	4
	Calle Nielson	2007-08	10	4
	Lauren Mielbrecht	2005-06	10	4

Individual Bests ACC Championships

All-Time Single Round Scores

No.	Score	Name	Year	Rd	vs. Par
1.	66	Lauren Coughlin	2015-16	1	-6
2.	67	Briana Mao	2014-15	3	-5
3.	68	Lauren Diaz-Yi	2014-15	2	-4
	68	Briana Mao	2014-15	1	-4
	68	Lyberty Anderson	2014-15	1	-4
	68	Whitney Neuhauser	2008-09	3	-3
	68	Rachel Smith	2006-07	1	-4
8.	69	Anna Redding	2015-16	3	-3
	69	Lauren Coughlin	2014-15	3	-3
	69	Lauren Coughlin	2014-15	2	-3
	69	Brittany Altomare	2009-10	2	-2
	69	Whitney Neuhauser	2008-09	1	-2
	69	Joy Kim	2007-08	1	-3

ACC Championships

All-Time Tournament Scores

No.	Score	Name	Year	vs. Par	Scores
1.	206	Briana Mao	2014-15	-10	68-71-67
2.	207	Lauren Coughlin	2015-16	-9	66-71-70
3.	210	Lauren Diaz-Yi	2014-15	-6	72-68-70
	210	Lauren Coughlin	2014-15	-6	72-69-69
5.	212	Lyberty Anderson	2014-15	-4	68-71-73
	212	Calle Nielson	2009-10	-1	70-73-69
	212	Brittany Altomare	2009-10	-1	72-69-71
8.	214	Lauren Diaz-Yi	2015-16	-2	71-70-73
9.	216	Anna Redding	2015-16	E	72-75-69
	216	Calle Nielson	2007-08	E	70-70-76



Lauren Coughlin

Individual Bests NCAA Regionals

All-Time Single Round Scores

No.	Score	Name	Year	Site	Rd	vs. Par
1.	67	Elizabeth Szokol	2015-16	Stanford	3	-4
	67	Leah Wigger	2004-05	East	2	-3
3.	68	Joy Kim	2007-08	East	3	-4
	68	Rachel Smith	2006-07	East	3	-4
5.	69	Elizabeth Szokol	2015-16	Stanford	2	-2
	69	Leah Wigger	2006-07	East	2	-3
	69	Leah Wigger	2005-06	East	3	-3
8.	70	Lauren Coughlin	2013-14	East	1	-2
	70	Lauren Diaz-Yi	2013-14	East	1	-2
	70	Calle Nielson	2010-11	West	3	-2
	70	Brittany Altomare	2009-10	West	1	-1
	70	Leah Wigger	2004-05	East	1	E

All-Time Tournament Scores

No.	Score	Name	Year	Site	vs. Par	Scores
1.	209	Elizabeth Szokol	2015-16	Stanford	-4	73-69-67
2.	210	Leah Wigger	2004-05	East	E	70-67-73
3.	213	Leah Wigger	2006-07	East	-3	71-69-73
4.	214	Lauren Coughlin	2013-14	East	-2	70-72-72
	214	Calle Nielson	2009-10	West	+1	72-71-71
	214	Rachel Smith	2006-07	East	-2	72-74-68
7.	215	Brittany Altomare	2012-13	East	-1	72-71-72
8.	215	Leah Wigger	2005-06	East	-1	74-72-69
9.	216	Calle Nielson	2010-11	West	E	72-74-70
	216	Whitney Neuhauser	2008-09	East	+6	71-74-71



Elizabeth Szokol

Individual Bests NCAA Championships

All-Time Single Round Scores

No.	Score	Name	Year	Round	vs. Par
1.	66	Portland Rosen	2011-12	1	-6
2.	67	Briana Mao	2013-14	4	-3
3.	68	Lauren Coughlin	2015-16	3	-4
4.	69	Morgan Gonzales	2015-16	4	-3
5.	69	Brittany Altomare	2010-11	1	-3
	69	Leah Wigger	2004-05	4	-2
7.	70	Elizabeth Szokol	2015-16	4	-2
	70	Lauren Diaz-Yi	2015-16	4	-2
	70	Lauren Diaz-Yi	2015-16	3	-2
	70	Elizabeth Szokol	2015-16	2	-2
	70	Lauren Coughlin	2013-14	4	E
	70	Briana Mao	2013-14	3	E
	70	Brittany Altomare	2009-10	4	-2
	70	Nicole Agnello	2009-10	2	-2
	70	Brittany Altomare	2009-10	1	-2
	70	Lene Krog	2007-08	1	-2

All-Time Tournament Scores

No.	Score	Name	Year	vs. Par	Scores
1.	287	Leah Wigger	2004-05	+3	73-72-73-69
2.	288	Lauren Coughlin	2015-16	E	72-72-68-76
	288	Lauren Diaz-Yi	2013-14	+8	71-71-75-71
4.	289	Elizabeth Szokol	2015-16	+1	75-70-74-70
	289	Brittany Altomare	2009-10	+1	70-75-74-70
6.	290	Brittany Altomare	2010-11	+2	69-75-72-74
7.	291	Lauren Diaz-Yi	2015-16	+3	74-77-70-70
	291	Portland Rosen	2011-12	+3	66-75-74-76
9.	292	Lauren Coughlin	2013-14	+12	77-73-72-70
10.	293	Briana Mao	2013-14	+13	79-77-70-67

Career Records

Tournaments Played

No.	Name	Years	Tournaments
1.	Brittany Altomare	2009-2013	44
	Calle Nielson	2007-2011	44
3.	Leah Wigger	2003-2007	41
4.	Rachel Smith	2003-2007	40
5.	Briana Mao	2011-2015	39
6.	Portland Rosen	2010-2014	39
7.	Whitney Neuhauser	2006-2010	36
8.	Lauren Coughlin	2012-2016	34
	Elizabeth Brightwell	2010-2014	34
10.	Nicole Agnello	2009-2013	33

Rounds Played

No.	Name	Years	Rounds
1.	Brittany Altomare	2009-2013	131
2.	Calle Nielson	2007-2011	129
3.	Leah Wigger	2003-2007	123
4.	Portland Rosen	2010-2014	120
5.	Rachel Smith	2003-2007	119
6.	Briana Mao	2011-2015	118
7.	Lauren Coughlin	2012-2016	104
	Whitney Neuhauser	2006-2010	104
9.	Elizabeth Brightwell	2010-14	101
10.	Nicole Agnello	2009-2013	97
	Joy Kim	2007-2011	92

Rounds in the 60s

No.	Name	Years	Rds	60s
1.	Brittany Altomare	2009-2013	131	12
2.	Calle Nielson	2007-2011	129	10
3.	Lauren Coughlin	2012-2016	104	9
4.	Elizabeth Szokol	2014-2016	125	8
5.	Briana Mao	2011-2015	85	7
6.	Lauren Diaz-Yi	2013-present	67	6
	Whitney Neuhauser	2006-2010	120	6
8.	Lauren Coughlin	2012-present	70	4
9.	Elizabeth Szokol	2014-present	33	3
	Portland Rosen	2010-2014	102	3
	Joy Kim	2007-2011	92	3

Rounds Under Par

No.	Name	Years	Rds	-Par
1.	Brittany Altomare	2009-2013	131	38
2.	Calle Nielson	2007-2011	129	27
3.	Lauren Diaz-Yi	2013-present	95	23
4.	Lauren Coughlin	2012-2016	104	23
5.	Elizabeth Szokol	2014-2016	67	20
6.	Briana Mao	2011-2015	118	17
7.	Jennie Arseneault	2005-2009	91	11
8.	Whitney Neuhauser	2006-2010	104	10
	Leah Wigger	2003-2007	123	10
10.	Elizabeth Brightwell	2011-2014	101	9

Rounds of Par or Better

No.	Name	Years	Rds	Par or Better
1.	Brittany Altomare	2009-2013	131	52
2.	Calle Nielson	2007-2011	129	42
3.	Lauren Coughlin	2012-2016	104	34
4.	Briana Mao	2011-2015	118	31
5.	Lauren Diaz-Yi	2013-present	95	28
6.	Elizabeth Szokol	2014-2016	67	23
	Leah Wigger	2003-2007	123	23
8.	Jennie Arseneault	2005-2009	91	19
9.	Whitney Neuhauser	2006-2010	104	16
10.	Elizabeth Brightwell	2011-2014	101	14

Top-10 Finishes

No.	Name	Years	Tourneys	Finishes
1.	Brittany Altomare	2009-2013	44	19
2.	Leah Wigger	2003-2007	41	18
3.	Calle Nielson	2007-2011	44	17
4.	Lauren Coughlin	2012-2016	44	10
	Jennie Arseneault	2005-2009	30	10
6.	Briana Mao	2011-2015	39	8
7.	Lauren Diaz-Yi	2014-present	31	7
	Elizabeth Szokol	2014-2016	22	7
9.	Whitney Neuhauser	2006-2010	36	6
10.	Lauren Mielbrecht	2004-2007	24	4
	Elizabeth Brightwell	2010-2014	34	4
	Portland Rosen	2010-2014	39	4

Career Stroke Average

(Min. 40 rounds)

No.	Name	Years	Rds	Strokes	Avg.
1.	Brittany Altomare	2009-2013	131	9580	73.13
2.	Elizabeth Szokol	2014-2016	67	4939	73.72
3.	Lauren Coughlin	2012-2016	104	7681	73.86
4.	Lauren Diaz-Yi	2013-present	95	7042	74.13
5.	Calle Nielson	2007-2011	129	9574	74.22
6.	Leah Wigger	2003-2007	123	9130	74.22
7.	Briana Mao	2011-2015	118	8792	74.51
8.	Lene Krog	2007-2009	60	4491	74.85
9.	Jennie Arseneault	2005-2009	91	6852	75.30
10.	Portland Rosen	2010-2014	120	9062	75.52

Pct. of Rounds of Par or Better

(Min. 15 total)

No.	Name	Years	Rds	Total	Pct.
1.	Brittany Altomare	2009-2013	131	52	.397
2.	Elizabeth Szokol	2014-2016	67	23	.343
3.	Lauren Coughlin	2013-2016	104	34	.327
4.	Calle Nielson	2007-2011	129	42	.326
5.	Lauren Diaz-Yi	2014-present	95	28	.295
6.	Briana Mao	2012-2015	118	19	.263
7.	Jennie Arseneault	2005-2009	91	19	.209
8.	Leah Wigger	2003-2007	123	23	.187
9.	Whitney Neuhauser	2006-2010	104	16	.154

Pct. of Rounds Under Par

(Min. of 10 rounds under par)

No.	Name	Years	Rds	Total	Pct.
1.	Elizabeth Szokol	2014-2016	67	20	.299
2.	Brittany Altomare	2009-2013	131	38	.288
3.	Lauren Diaz-Yi	2014-present	95	23	.242
4.	Lauren Coughlin	2013-2016	104	23	.221
5.	Calle Nielson	2007-2011	129	27	.209
6.	Briana Mao	2011-2015	118	17	.144
7.	Jennie Arseneault	2005-09	91	11	.121
8.	Elizabeth Brightwell	2010-2014	101	9	.089
9	Leah Wigger	2003-2007	123	10	.081
10.	Whitney Neuhauser	2006-2010	104	10	.066



Brittany Altomare

Annual Leaders

Rounds

Year	Player	No.
2003-04	Leah Wigger	25
	Sally Shonk	25
	Lindsay Robinson	25
	Rachel Smith	25
2004-05	Leah Wigger	34
	Sally Shonk	34
	Lauren Mielbrecht	34
	Rachel Smith	34
2005-06	Leah Wigger	34
2006-07	Leah Wigger	30
	Rachel Smith	30
2007-08	Lene Krog	34
2008-09	Whitney Neuhauser	31
	Calle Nielson	31
2009-10	Brittany Altomare	34
	Calle Nielson	34
	Nicole Agnello	34
2010-11	Brittany Altomare	34
	Calle Nielson	34
2011-12	Brittany Altomare	33
2012-13	Brittany Altomare	30
	Portland Rosen	30
	Elizabeth Brightwell	30
2013-14	Briana Mao	34
	Lauren Diaz-Yi	34
	Portland Rosen	34
2014-15	Lauren Diaz-Yi	33
	Briana Mao	33
	Lauren Coughlin	33
	Elizabeth Szokol	33
2015-16	Lauren Coughlin	34
	Elizabeth Szokol	34
	Morgan Gonzales	34

Stroke Average

Year	Player	Avg.
2003-04	Leah Wigger	76.80
2004-05	Leah Wigger	74.12
2005-06	Leah Wigger	73.26
2006-07	Leah Wigger	73.30
2007-08	Lene Krog	74.77
2008-09	Whitney Neuhauser	73.42
2009-10	Brittany Altomare	73.53
2010-11	Brittany Altomare	73.18
2011-12	Brittany Altomare	73.61
2012-13	Brittany Altomare	72.23
2013-14	Lauren Coughlin	74.61
2014-15	Lauren Diaz-Yi	73.21
2015-16	Lauren Coughlin	72.44

Rounds in the 60s

Year	Player	No.
2003-04	None	
2004-05	Leah Wigger	3
2005-06	Leah Wigger	1
2006-07	Rachel Smith	2
2007-08	Joy Kim	2
2008-09	Whitney Neuhauser	6
2009-10	Calle Nielson	3
2010-11	Brittany Altomare	6
2011-12	Brittany Altomare	2
	Brittany Altomare	2
2012-13	Brittany Altomare	2
	Briana Mao	2
2013-14	Elizabeth Brightwell	2
2014-15	Lauren Diaz-Yi	5
2015-16	Lauren Coughlin	6

Rounds of Par or Better

Year	Player	No.
2003-04	Leah Wigger	3
2004-05	Leah Wigger	8
2005-06	Leah Wigger	7
2006-07	Leah Wigger	12
2007-08	Lene Krog	9
2008-09	Whitney Neuhauser	11
2009-10	Calle Nielson	15
2010-11	Brittany Altomare	11
2011-12	Brittany Altomare	13
2012-13	Brittany Altomare	16
2013-14	Briana Mao	8
2014-15	Lauren Diaz-Yi	16
2015-16	Lauren Coughlin	18

Top-10 Finishes

Year	Player	No.
2003-04	Leah Wigger	2
	Rachel Smith	2
2004-05	Leah Wigger	6
2005-06	Leah Wigger	10
2006-07	Leah Wigger	6
2007-08	Calle Nielson	4
2008-09	Calle Nielson	6
2009-10	Brittany Altomare	4
	Calle Nielson	4
2010-11	Brittany Altomare	4
2011-12	Brittany Altomare	5
2012-13	Brittany Altomare	6
2013-14	Lauren Coughlin	2
	Elizabeth Brightwell	2
2014-15	Lauren Diaz-Yi	4
2015-16	Lauren Coughlin	6

All-Time Career Statistics (listed alphabetically)

Player	Events	Rds	Strokes	Avg.	Low Rd	Low-54 Hole	Top Finish	Top 10	60s	-Par	Par
Nicole Agnello (2009-2013)	33	97	7405	76.34	68	218	6	2	2	5	4
Brittany Altomare (2009-2013)	44	131	9580	73.13	67	210	1	19	12	38	14
Lyberty Anderson (2014-2016)	13	39	2991	76.69	68	212	7	1	1	5	0
Jennie Arseneault (2005-2009)	30	91	6852	75.30	68	217	5	10	1	11	8
Elizabeth Brighwell (2010-2014)	34	101	7671	75.95	68	216	4	4	4	9	5
Eleana Collins (2009-11)	9	25	1924	76.96	71	225	19	0	0	1	1
Lauren Coughlin (2012-2016)	34	104	7681	73.86	65	205	1	10	10	23	11
Lauren Diaz-Yi (2013-present)	33	95	7042	74.13	68	207	1	7	5	23	5
Evie Dole (2013-2014)	2	6	479	79.83	72	229	29	0	0	0	1
Michele Graham (2004-05)	1	1	89	89.00	89	na	12	0	0	0	0
Melissa Edmondson (2010-2012)	2	6	464	77.33	74	225	63	0	0	0	0
Morgan Gonzales (2015-present)	11	34	2550	75.00	69	216	11	0	2	2	3
Lauren Greenlief (2009-2012)	21	63	4879	77.44	70	221	9	1	0	3	6
Maho Hayakawa (2014-present)	5	15	1168	77.86	70	225	30	0	0	1	0
Alex Hershberger (2012-2016)	9	27	2081	77.07	70	221	24	0	0	1	2
Joy Kim (2007-2011)	31	92	7056	76.70	68	218	6	3	3	4	5
Sarah Kolodzik (2014-present)	4	12	936	78.00	74	230	51	0	0	0	0
Lene Krog (2007-2009)	20	60	4491	74.85	70	215	4	3	0	6	6
Briana Mao (2011-2015)	39	118	8792	74.51	67	206	1	8	7	17	14
Kaira Martin (2011-2015)	7	21	1645	78.33	74	226	43	0	0	0	0
Ashley Mayo (2003-2007)	9	25	2085	83.40	79	243	22	0	0	0	0
Kira Mayo (2003-2007)	9	24	2038	84.92	79	242	34	0	0	0	0
Lauren Mielbrecht (2004-2007)	24	73	5615	76.92	70	218	6	4	0	3	2
Whitney Neuhauser (2006-10)	36	104	7992	76.85	67	208	2	6	6	10	6
Calle Nielson (2007-2011)	44	129	9574	74.22	67	209	1	17	10	27	15
Katharine Patrick (2015-present)	4	12	913	76.08	70	221	36	0	0	2	1
Anna Redding (2015-present)	9	28	2095	74.82	69	216	5	2	1	3	3
Lindsay Robinson (2003-2007)	28	79	6303	79.78	71	226	8	1	0	1	0
Portland Rosen (2010-2014)	39	120	9062	75.52	66	211	2	4	3	7	7
Sally Shonk (2003-2007)	28	79	6173	78.14	71	225	6	1	0	1	1
Kristin Simpson (2005-2009)	24	66	5121	77.59	68	222	19	2	1	2	0
Rachel Smith (2003-2007)	40	119	9136	76.77	68	214	5	3	2	5	6
Elizabeth Szokol (2014-2016)	22	67	2939	73.72	67	209	1	6	8	20	3
Carly Truitt (2005-2010)	21	62	4801	77.44	74	222	6	1	0	2	0
Leah Wigger (2003-07)	41	123	9130	74.22	67	213	1	18	2	10	13

All-Time ACC Tournament Statistics

(listed alphabetically)

Player	Events	Rds	Strokes	Avg.	Low Rd	Low-54 Hole	Top Finish	Top 10	60s	-Par	Par
Nicole Agnello (2009-2013)	3	9	690	76.67	71	224	10	1	0	0	1
Brittany Altomare (2009-2013)	4	12	880	73.33	69	212	1	3	1	2	2
Lyberty Anderson (2014-2016)	1	3	212	70.67	68	212	7	1	1	2	0
Jennie Arseneault (2005-2009)	3	9	700	77.78	71	222	9	1	0	1	0
Elizabeth Brightwell (2012-2014)	3	9	693	77.00	73	225	12	0	0	0	0
Eleana Collins (2009-2011)	1	3	232	77.33	77	232	21	0	0	0	0
Lauren Coughlin (2012-2016)	3	9	637	70.78	66	207	1	3	3	5	2
Lauren Diaz-Yi (2013-present)	3	9	653	72.56	68	210	4	2	1	4	1
Morgan Gonzales (2015-present)	1	3	221	73.67	72	221	14	0	0	0	1
Lauren Greenlief (2009-2012)	2	6	459	76.50	71	225	12	0	0	0	1
Joy Kim (2007-2011)	1	3	219	73.00	69	219	6	1	1	1	0
Lene Krog (2007-2009)	2	6	455	75.83	70	223	13	0	0	1	0
Briana Mao (2012-2015)	4	12	873	72.75	67	206	t1	3	2	3	1
Kira Mayo (2003-2007)	1	3	252	84.00	83	252	34	0	0	0	0
Lauren Mielbrecht (2004-2007)	2	6	471	78.50	74	231	15	0	0	0	0
Whitney Neuhauser (2006-2010)	4	12	945	78.75	68	225	15	0	1	1	0
Calle Nielson (2007-2011)	4	12	882	73.50	69	212	2	3	2	5	0
Anna Redding (2015-present)	1	3	216	72.00	69	216	5	1	1	1	1
Lindsay Robinson (2003-2007)	2	6	476	79.33	77	232	27	0	0	0	0
Portland Rosen (2010-2014)	4	12	916	76.33	74	228	15	0	0	0	0
Sally Shonk (2003-2007)	3	9	709	78.78	71	228	19	0	0	1	0
Kristen Simpson (2005-2009)	1	3	229	76.33	74	229	21	0	0	0	0
Rachel Smith (2003-2007)	4	12	906	75.50	68	214	11	0	1	0	1
Elizabeth Szokol (2014-2016)	2	6	439	73.17	71	218	14	0	0	1	1
Carly Truitt (2005-2010)	2	6	456	76.00	71	228	13	0	0	1	0
Leah Wigger (2003-2007)	4	12	882	73.50	69	213	2	1	1	3	3

All-Time NCAA Championship Statistics

(listed alphabetically)

Player	Events	Rds	Strokes	Avg.	Low Rd	Low-72 Hole	Top Finish	Top 10	60s	-Par	Par
Nicole Agnello (2009-2013)	2	8	596	74.50	70	297	37	0	0	1	0
Brittany Altomare (2009-2013)	3	12	874	72.83	69	289	12	0	1	5	1
Lyberty Anderson (2014-present)^	1	3	244	81.33	78	244	108	0	0	0	0
Jennie Arseneault (2005-2009)	1	4	300	75.00	71	300	34	0	0	1	0
Elizabeth Brightwell (2012-2014)#	2	7	530	75.71	71	309	118	0	0	0	1
Lauren Coughlin (2012-2016)^	3	11	818	74.36	68	288	16	0	1	1	3
Lauren Diaz-Yi (2013-present)^	3	11	815	74.09	71	288	28	0	0	2	0
Morgan Gonzales (2015-present)	1	4	295	73.75	69	295	53	0	1	1	0
Lauren Greenlief (2009-2012)	2	8	615	76.88	72	306	99	0	0	0	1
Joy Kim (2007-2011)	4	16	1232	77.00	72	300	61	0	0	0	1
Lene Krog (2007-2009)	2	8	604	75.50	70	299	28	0	0	1	0
Briana Mao (2012-2015)^	3	11	832	75.64	67	293	38	0	1	1	2
Lauren Mielbrecht (2004-2007)	1	4	296	74.00	73	296	16	0	0	0	0
Whitney Neuhauser (2006-2010)	2	8	624	78.00	75	307	54	0	0	0	0
Calle Nielson (2007-2011)	4	16	1203	75.19	71	294	6	1	0	2	1
Anna Redding (2015-present)	1	4	295	73.75	73	295	53	0	0	0	0
Lindsay Robinson (2003-2007)	1	4	326	81.50	78	326	126	0	0	0	0
Portland Rosen (2010-2014)	3	12	900	75.00	66	291	8	1	1	1	1
Sally Shonk (2003-2007)	1	4	315	78.75	75	315	114	0	0	0	0
Kristen Simpson (2005-2009)	1	4	311	77.75	76	311	70	0	0	0	0
Rachel Smith (2003-2007)	1	4	304	76.00	72	304	68	0	0	0	0
Elizabeth Szokol (2014-2016)^	2	7	520	74.29	70	289	20	0	0	2	0
Leah Wigger* (2003-2007)	2	8	581	72.63	69	287	2	2	1	1	2

* Competed once as an individual

One round not included due to disqualification

^ Includes round of 54 holes

Team Records

Tournament Championships

Date	Tournament	Site	Par	Yards	Teams	Score	Victory Margin
9-7-03	vs. Richmond	Charlottesville, Va.	72	6155	2	302	27
10-29-06	Landfall Tradition	Wilmington, NC	72	6115	12	902	*
3-15-09	LSU Classic	Baton Rouge, LA	72	6424	18	856	6
4-10-10	Tri-Match @ Ironwood	Greenville, NC	72	6325	3	582	16
9-28-10	Golfweek Challenge	Vail, CO	72	6247	18	877	6
3-31-13	Bryan National Collegiate	Brown Summit, NC	72	6386	17	869	4
2-10-15	UCF Challenge	Orlando, Fla.	72	6349	18	850	1
4-5-15	Bryan National Collegiate	Brown Summit, NC	72	6386	18	900	~
4-18-15	ACC Championships	Greensboro, NC	72	6089	11	837	26
4-3-16	Bryan National Collegiate	Brown Summit, NC	72	6386	15	888	6
4-17-16	ACC Championships	Greensboro, NC	72	6089	12	855	11

~ Won two-hole playoff with Wake Forest

* Won tiebreaker with Michigan State, no playoff

Team Scoring

Overall

Lowest 54-Hole Tournament Score

No.	Score	Par	Place	Year	Tournament
1.	837	-27	1 of 11	2014-15	ACC Championships
2.	850	-14	1 of 18	2014-15	UCF Challenge
3.	855	-9	1 of 12	2015-16	ACC Championships
4.	856	-8	1 of 18	2008-09	LSU Classic
5.	861	-3	4 of 23	2014-15	Cougqr Classic
6.	862	-2	4 of 18	2010-11	Tar Heel Invitational
7.	865	+1	3 of 20	2015-16	Cougar Classic
8.	868	+16	2 of 17	2015-16	Rucker Intercollegiate
9.	869	+5	6 of 24	2013-14	NCAA East Regional
7.	869	+5	1 of 17	2012-13	Bryan National Col.

Lowest 54-Hole Tournament Score vs. Par

No.	Par	Score	Place	Year	Tournament
1.	-27	837	1 of 11	2014-15	ACC Championships
2.	-14	850	1 of 18	2014-15	UCF Challenge
3.	-9	855	1 of 12	2015-16	ACC Championships
4.	-8	856	1 of 18	2008-09	LSU Classic
5.	-3	861	4 of 23	2014-15	Cougqr Classic
6.	-2	862	4 of 18	2010-11	Tar Heel Invitational
7.	+1	865	3 of 20	2015-16	Cougar Classic
8.	+5	869	6 of 24	2013-14	NCAA East Regional
	+5	869	1 of 17	2012-13	Bryan National Col.
10.	+8	872	5 of 18	2014-15	Landfall Tradition
	+8	872	2 of 9	2007-08	ACC Championships

Best Single-Round Score

No.	Score	Rd	Par	Date	Tournament
1.	275	2nd	-13	2-9-15	UCF Challenge
2.	278	3rd	-10	4-18-15	ACC Championships
3.	279	2nd	-9	4-18-15	ACC Championships
	279	4th	-1	5-23-14	NCAA Championships
5.	280	1st	-8	4-17-15	ACC Championships
6.	281	1st	-3	3-4-16	Rucker Intercollegiate
	281	1st	-7	3-29-13	Bryan National
8.	282	4th	-6	5-23-16	NCAA Championships
	282	3rd	-6	4-17-16	ACC Championships
	282	2nd	-6	9-14-15	Cougar Classic
	282	1st	-6	2-8-15	UCF Challenge

Best Single-Round Score vs. Par

No.	Par	Score	Rd	Date	Tournament
1.	-13	275	2nd	2-9-15	UCF Challenge
2.	-10	278	3rd	4-18-15	ACC Championships
3.	-9	279	2nd	4-18-15	ACC Championships
4.	-8	280	1st	4-17-15	ACC Championships
5.	-7	281	1st	3-29-13	Bryan National
6.	-6	282	4th	5-23-16	NCAA Championships
	-6	282	3rd	4-17-16	ACC Championships
	-6	282	2nd	9-14-15	Cougar Classic
	-6	282	1st	2-8-15	UCF Challenge
10.	-5	283	1st	4-15-16	ACC Championships
	-5	283	1st	5-8-14	NCAA East Regional
	-5	283	3rd	10-10-10	Tar Heel Invitational

ACC Tournament

Lowest 54-Hole Tournament Score

No.	Score	Par	Place	Year	Site
1.	837	-27	1	2015	Greensboro, NC
2.	855	-9	1	2016	Greensboro, NC
3.	872	+8	2	2008	Daytona Beach, FL
4.	873	+21	2	2010	Greensboro, NC
5.	889	+37	2	2014	Greensboro, NC
6.	903	+51	5	2012	Greensboro, NC
7.	903	+51	3	2011	Greensboro, NC
8.	904	+40	2	2006	Pinehurst, NC
9.	907	+55	5	2009	Greensboro, NC
10.	909	+57	3	2013	Greensboro, NC

Lowest 54-Hole Tournament Score vs. Par

No.	Par	Score	Place	Year	Site
1.	-27	837	1	2015	Greensboro, NC
2.	-9	855	1	2016	Greensboro, NC
3.	+8	872	2	2008	Daytona Beach, FL
4.	+21	873	2	2010	Greensboro, NC
5.	+37	889	2	2014	Greensboro, NC
6.	+40	904	2	2006	Pinehurst, NC
7.	+51	903	5	2012	Greensboro, NC
8.	+51	903	3	2011	Greensboro, NC
9.	+55	907	5	2009	Greensboro, NC
10.	+56	920	5	2007	Charlotte, NC

Best Single-Round Score

No.	Score	Round	Par	Date	Site
1.	278	3	-10	2015	Greensboro, NC
2.	279	2	-9	2015	Greensboro, NC
3.	280	1	-8	2015	Greensboro, NC
4.	282	3	-6	2016	Greensboro, NC
5.	283	1	-5	2016	Greensboro, NC
6.	284	1	-4	2008	Greensboro, NC
7.	287	3	-1	2010	Greensboro, NC
8.	288	1	E	2010	Greensboro, NC
9.	290	2	+2	2016	Greensboro, NC
10.	291	1	+7	2014	Greensboro, NC

Best Single-Round Score vs. Par

No.	Par	Round	Score	Date	Site
1.	-10	3	278	2015	Greensboro, NC
2.	-9	2	279	2015	Greensboro, NC
3.	-8	1	280	2015	Greensboro, NC
4.	-6	3	282	2016	Greensboro, NC
5.	-5	1	283	2016	Greensboro, NC
6.	-4	1	284	2008	Greensboro, NC
7.	-1	3	287	2010	Greensboro, NC
8.	E	1	288	2010	Greensboro, NC
9.	+2	2	290	2016	Greensboro, NC
10.	+5	3	293	2008	Greensboro, NC

NCAA Regional

Lowest 54-Hole Tournament Score

No.	Score	Par	Place	Year	Site
1.	869	+5	6 of 24	2014	East-Tallahassee, FL
2.	874	+34	4 of 21	2009	East-Gainesville, FL
	874	+10	t9 of 21	2007	East-Baton Rouge, LA
4.	879	+31	6 of 18	2016	Stanford Regional
5.	881	+41	5 of 21	2005	East-Gainesville, FL
6.	887	+23	3 of 24	2011	West-Auburn, WA
	887	+23	t8 of 21	2006	East-Greensboro, NC
8.	894	+30	10 of 24	2013	East-Auburn, AL
	894	+42	5 of 24	2010	West-Stanford, CA
10.	898	+34	5 of 18	2015	St. George, UT
	898	+34	5 of 21	2008	East-Athens, GA

Lowest 54-Hole Tournament Score vs. Par

No.	Par	Score	Place	Year	Site
1.	+5	869	6 of 24	2014	East-Tallahassee, FL
2.	+10	874	t9 of 21	2007	East-Baton Rouge, LA
3.	+23	887	3 of 24	2011	West-Auburn, WA
	+23	887	t8 of 21	2006	East-Greensboro, NC
5.	+30	894	10 of 24	2013	East-Auburn, AL
6.	+31	879	6 of 18	2016	Stanford Regional
7.	+34	898	5 of 18	2015	St. George, UT
	+34	874	4 of 21	2009	East-Gainesville, FL
	+34	898	5 of 21	2008	East-Athens, GA
10.	+41	905	4 of 24	2012	Cent.-Columbus, OH
	+41	881	5 of 21	2005	East-Gainesville, FL

Best Single-Round Score

No.	Score	Round	Par	Date	Site
1.	283	1st	-5	5-8-14	East-Tallahassee, FL
	287	3rd	+7	5-9-09	East-Gainesville, FL
3.	288	1st	+4	5-5-16	Stanford Regional
4.	288	2nd	E	5-11-07	East-Baton Rouge, LA
5.	290	1st	+2	5-5-11	West-Auburn, WA
	290	1st	+10	5-7-09	East-Gainesville, FL
7.	291	1st	+7	5-6-10	West-Stanford, CA
	291	3rd	+3	5-12-07	East-Baton Rouge, LA
	291	3rd	+13	5-13-06	East-Greensboro, NC
10.	292	2nd	+4	5-9-14	East-Tallahassee, FL
	292	3rd	+4	5-10-08	East-Gainesville, FL
	292	3rd	+12	5-7-05	East-Gainesville, FL
	292	1st	+12	5-5-05	East-Gainesville, FL

Best Single-Round Score vs. Par

No.	Par	Score	Rd	Date	Site
1.	-5	283	1st	5-8-14	East-Tallahassee, FL
2.	E	288	2nd	5-11-07	East-Baton Rouge, LA
3.	+2	290	1st	5-5-11	West-Auburn, WA
4.	+3	291	3rd	5-12-07	East-Baton Rouge, LA
5.	+4	288	1st	5-5-16	Stanford Regional
6.	+4	292	2nd	5-9-14	East-Tallahassee, FL
	+4	292	3rd	5-10-08	East-Gainesville, FL
8.	+6	294	3rd	5-9-15	St. George, UT
9.	+7	291	1st	5-6-10	West-Stanford, CA
	+7	287	3rd	5-9-09	East-Gainesville, FL
	+7	295	1st	5-10-07	East-Baton Rouge, LA

NCAA Championships

Lowest 72-Hole Tournament Score

No.	Score	Par	Place	Year	Site
1.	1155	+3	5 of 24	2016	Eugene, OR
3.	1165	+45	14 of 24	2014	Tulsa, OK
3.	1175	+23	4 of 24	2012	Franklin, TN
4.	1184	+32	13 of 23	2010	Wilmington, NC
5.	1186	+34	4 of 24	2011	Bryan, TX
6.	1200	+64	13 of 24	2005	Sunriver, OR
7.	1212	+60	8 of 24	2009	Owings Mills, MD
8.	1215	+63	12 of 24	2008	Albuquerque, NM

Lowest 72-Hole Tournament Score vs. Par

No.	Par	Score	Place	Year	Site
1.	+3	1155	5 of 24	2016	Eugene, OR
2.	+23	1175	4 of 24	2012	Franklin, TN
3.	+32	1184	13 of 23	2010	Wilmington, NC
4.	+34	1186	4 of 24	2011	Bryan, TX
5.	+45	1165	14 of 24	2014	Tulsa, OK
6.	+60	1212	8 of 24	2009	Owings Mills, MD
7.	+63	1215	12 of 24	2008	Albuquerque, NM
8.	+64	1200	13 of 24	2005	Sunriver, OR

Best Single-Round Score

No.	Score	Round	Par	Date	Site
1.	279	4th	-1	2014	Tulsa, OK
2.	282	4th	-6	2016	Eugene, OR
3.	286	3rd	-2	2016	Eugene, OR
4.	288	3rd	+8	2014	Tulsa, OK
5.	288	1st	E	2012	Franklin, TN
6.	291	1st	+3	2011	Bryan, TX
	291	2nd	+3	2010	Wilmington, NC
8.	292	4th	+4	2012	Franklin, TN
	292	4th	+4	2010	Wilmington, NC
10.	293	1st	+5	2016	Eugene, OR
	293	4th	+9	2005	Sunriver, OR

Best Single-Round Score vs. Par

No.	Par	Score	Round	Date	Site
1.	-6	282	4th	2016	Eugene, OR
2.	-2	286	3rd	2016	Eugene, OR
3.	-1	279	4th	2014	Tulsa, OK
4.	E	288	1st	2012	Franklin, TN
5.	+3	291	1st	2011	Bryan, TX
	+3	291	2nd	2010	Wilmington, NC
7.	+4	292	4th	2012	Franklin, TN
	+4	292	4th	2010	Wilmington, NC
9.	+5	293	1st	2016	Eugene, OR
10.	+6	294	2nd	2016	Eugene, OR
	+6	294	2nd	2012	Franklin, TN
	+6	294	1st	2010	Wilmington, NC

FINAL NATIONAL RANKINGS

	Team	Top Individuals
2004	GolfWeek/Sagarin.....No. 61	
2005	GolfWeek/Sagarin.....No. 28.....No. 19, Leah Wigger	GolfStat.....No. 22
2006	GolfWeek/Sagarin.....No. 19.....No. 19, Leah Wigger	GolfStat.....No. 16
2007	GolfWeek/Sagarin.....No. 20.....No. 14, Leah Wigger	GolfStat.....No. 21
2008	GolfWeek/Sagarin.....No. 17	GolfStat.....No. 16
2009	GolfWeek/Sagarin.....No. 6.....No. 27, Whitney Neuhauser	GolfStat.....No. 4.....No. 23, Calle Nielson
2010	GolfWeek/Sagarin.....No. 11.....No. 27, Brittany Altomare	No. 38, Calle Nielson GolfStat.....No. 13.....No. 25, Brittany Altomare
2011	Golfweek/Sagarin.....No. 7.....No. 15, Brittany Altomare	GolfStat.....No. 5.....No. 18, Brittany Altomare
2012	Golfweek/Sagarin.....NR.....No. 28, Brittany Altomare	GolfStat.....No. 21.....No. 43, Brittany Altomare
2013	Golfweek/Sagarin.....13.....No. 15, Brittany Altomare	GolfStat.....12.....No. 13, Brittany Altomare
2014	Golfweek/Sagarin.....20.....No. 108, Lauren Coughlin	GolfStat.....20.....No. 118, Lauren Coughlin
2015	Golfweek/Sagarin.....16.....No. 43, Lauren Diaz-Yi	GolfStat.....15.....No. 30, Lauren Diaz-Yi
2016	Golfweek/Sagarin.....14.....No. 22, Lauren Coughlin	GolfStat.....15.....No. 38, Lauren Coughlin

ACC CHAMPIONSHIP HISTORY

2004

Salem Glen Golf & CC - Clemmons, N.C.

Par-71, 6,348 yards

1. Duke	279-286-273-838
2. Wake Forest	290-292-275-857
3. North Carolina	285-294-282-861
4. NC State	303-293-288-884
5. Florida State	293-300-294-887
6. Maryland	306-308-290-904
7. Virginia	307-304-304-915

Individual Champion

1. Brittany Lang, Duke	67-69-68-204
------------------------	--------------

Virginia Results

11. Leah Wigger	71-75-71-217
24. Rachel Smith	75-75-77-227
30. Lindsey Robinson	78-77-77-232
33. Sally Shonk	85-77-79-241
34. Kira Mayo	83-85-84-252

2005

Carmel CC - Charlotte, NC

Par-72, 6,318 yards

1. Duke	303-291-292-886
2. Wake Forest	323-316-305-933
3. Virginia	320-311-313-944
3. NC State	323-310-311-944
5. Miami	319-322-305-946
6. Florida State	329-314-306-949
7. North Carolina	326-327-310-963
8. Maryland	337-322-330-989

Individual Champion

1. Brittany Lang, Duke	75-74-70-219
------------------------	--------------

Virginia Results

12. Leah Wigger	76-80-77-233
17. Rachel Smith	85-76-77-238
19. Sally Shonk	83-77-80-240
20. Lauren Mielbrecht	80-78-83-241
27. Lindsey Robinson	81-84-79-244

2006

Pinehurst No. 8 - Pinehurst, NC

Par 72, 6,293 yards

1. Duke	294-297-294-885
2. Virginia	308-300-296-904
3. Wake Forest	314-302-298-914
4. Maryland	308-304-305-917
5. Florida State	302-307-309-918
6. NC State	302-312-306-920
7. North Carolina	315-306-307-928
8. Miami	316-310-307-933
9. Boston College	330-323-314-967

Individual Champion

1. Amanada Blumenherst, DU	69-71-72-212
----------------------------	--------------

Virginia Results

2. Leah Wigger	76-72-71-219
11. Rachel Smith	75-77-75-227
13. Carly Truitt	78-74-76-228
15. Lauren Mielbrecht	80-77-74-231
26. Jennie Arseneault	79-77-79-235

2007

Carmel Country Club - Charlotte, NC

Par 72, 6,293 yards

1. Duke	287-284-302-873
2. Wake Forest	297-296-315-908
3. Florida State	290-302-321-913
4. North Carolina	300-306-311-917
5. Virginia	297-303-320-920
6. Maryland	312-308-311-931
7. NC State	306-313-328-947
8. Miami	325-315-324-964
9. Boston College	344-330-327-1001

Individual Champion

1. Amanda Blumenherst, DU	70-68-74-212
---------------------------	--------------

Virginia Results

4. Leah Wigger	76-70-73-219
5. Rachel Smith	68-75-77-220
30. Whitney Neuhauser	77-78-85-240
32. Kristen Simpson	76-80-85-241
-- Jennie Arseneault	82-WD-

2008

LPGA International - Daytona Beach, FL

Par-72, 6,315 yards

1. Duke	294-285-292-871
2. Virginia	284-295-293-872
3. Florida State	296-293-291-880
4. Wake Forest	299-297-298-894
5. North Carolina	304-302-298-904
6. NC State	299-315-301-915
7. Maryland	307-306-309-922
8. Miami	300-315-318-933
9. Boston College	321-322-320-963

Individual Champion

1. Amanda Blumenherst, DU	73-68-71-212
---------------------------	--------------

Virginia Results

3. Calle Nielson	70-70-76-216
6. Joy Kim	69-76-74-219
9. Jennie Arseneault	71-74-77-222
13. Lene Krog	78-75-70-223
24. Whitney Neuhauser	74-83-73-230

2009

Sedgefield Country Club - Greensboro, NC

Par-71, 6,355 yards

1. Wake Forest	286-296-287-869
2. North Carolina	300-306-287-893
3. Duke	309-290-295-894
4. NC State	302-298-296-896
5. Virginia	295-310-302-907
6. Florida State	317-314-302-933
7. Maryland	317-318-306-941
8. Boston College	334-328-316-981
9. Miami	339-326-326-988

Individual Champion

1. Natalie Sheary, WFU*	66-74-74-214
1. Amanda Blumenherst, DU	73-68-73-214

* Won playoff

Virginia Results

7. Calle Nielson	69-75-77-221
15. Whitney Neuhauser	78-79-68-225
21. Kristen Simpson	74-76-79-229
22. Lene Krog	74-80-78-232
32. Jennie Arseneault	78-82-83-243

2010

Sedgefield Country Club - Greensboro, NC

Par-71, 6,355 yards

1. Wake Forest	286-285-298-869
2. Virginia	288-298-287-873
3. Duke	288-298-288-874
4. Florida State	301-298-302-901
5. North Carolina	302-291-313-906
6. Maryland	299-305-311-915
7. NC State	301-304-322-927
8. Miami	318-324-323-965
9. Boston College	324-323-340-987

Individual Champion

1. Michelle Shin, WFU	70-70-71-211
-----------------------	--------------

Virginia Results

2. Brittany Altomare	72-69-71-212
2. Calle Nielson	70-73-69-212
11. Nicole Agnello	71-77-76-224
12. Lauren Greenlief	78-79-71-225
44. Whitney Neuhauser	94-85-76-255

2011

Sedgefield Country Club - Greensboro, NC

Par-71, 6,185 yards

1. North Carolina	289-286-300-875
2. Duke	297-302-300-899
3. Virginia	295-304-304-903
4. Wake Forest	296-310-298-904
5. Florida State	295-307-309-911
6. Maryland	298-309-323-930
7. NC State	311-303-323-937
8. Miami	302-327-309-938
9. Boston College	314-322-331-967

Individual Champion

1. Cheyenne Woods, WFU	70-70-68-208
------------------------	--------------

Virginia Results

7. Brittany Altomare	73-77-72-222
10. Nicole Agnello	72-76-76-224
15. Portland Rosen	76-74-79-229
21. Eleana Collins	78-77-77-232
26. Calle Nielson	74-79-80-233

2012

Sedgefield Country Club - Greensboro, NC

Par-71, 6,185 yards

1. Duke	280-303-292-875
2. North Carolina	290-302-293-885
3. Florida State	308-294-289-892
4. Wake Forest	298-305-297-899
5. Virginia	303-300-300-903
6. NC State	299-314-296-909
7. Maryland	307-302-308-917
8. Miami	308-318-302-928
9. Boston College	301-317-316-934

Individual Champion

1. Lindy Duncan, Duke	70-69-71-210
-----------------------	--------------

Virginia Results

11. Briana Mao	75-74-75-224
12. Elizabeth Brightwell	76-73-76-225
19. Portland Rosen	77-74-77-228
22. Brittany Altomare	76-79-74-229
31. Lauren Greenlief	76-83-75-234

2013

Sedgefield Country Club – Greensboro, NC
Par-71, 6,210 yards

1. Duke	293-292-297-882
2. NC State	301-295-310-906
3. Virginia	300-300-309-909
4. Florida State	306-303-310-919
5. North Carolina	308-309-307-924
5. Miami	314-304-306-924
7. Wake Forest	310-304-311-925
8. Maryland	311-321-312-944
9. Boston College	311-314-321-946

Individual Champion

1. Brittany Altomare, Virginia 71-70-76-217

Virginia Results

1. Brittany Altomare	71-70-76-217
9. Briana Mao	74-72-79-225
17. Portland Rosen	76-78-76-230
35. Elizabeth Brightwell	79-82-78-239
38. Nicole Agnello	82-80-80-242

2014

Sedgefield Country Club – Greensboro, NC
Par-71, 6,210 yards

1. Duke	291-285-286-862
2. Virginia	291-299-299-889
3. NC State	308-292-290-890
4. North Carolina	299-298-299-896
5. Notre Dame	306-303-296-905
5. Miami	298-301-306-905
7. Florida State	306-299-303-908
8. Wake Forest	311-306-302-919
9. Maryland	306-305-310-921
9. Clemson	307-304-310-921
11. Boston College	335-309-315-959

Individual Champion

1. Celine Boutier, Duke 71-69-70-210

Virginia Results

3. Briana Mao	71-73-74-218
5. Lauren Coughlin	71-73-76-220
25. Lauren Diaz-Yi	73-76-80-229
25. Portland Rosen	76-77-76-229
25. Elizabeth Brightwell	79-77-73-229

2015

Sedgefield Country Club – Greensboro, NC
Par-71, 6,210 yards

1. Virginia	280-279-278-837
2. Duke	286-288-289-863
3. North Carolina	289-290-287-866
3. Florida State	281-293-292-866
3. Wake Forest	288-281-297-866
6. Notre Dame	287-295-294-876
7. Louisville	291-297-296-884
8. NC State	296-295-296-887
8. Clemson	292-298-297-887
8. Miami	294-296-303-893
11. Boston College	303-305-306-914

Individual Champion

1. Leona Maguire, Duke* 68-68-70-206

* Won two-play playoff for individual championship

Virginia Results

1. Briana Mao *	68-71-67-206
4. Lauren Diaz-Yi	72-68-70-210
4. Lauren Coughlin	72-69-69-210
7. Lyberty Anderson	68-71-73-212
17. Elizabeth Szokol	73-73-72-218

* Lost two-play playoff for individual championship

2016

Sedgefield Country Club – Greensboro, N.C.
Par-72, 6,089 yards

1. Virginia	283-290-282-855
2. Wake Forest	294-285-287-866
3. Duke	294-296-293-883
4. North Carolina	298-300-286-884
5. NC State	297-297-292-886
6. Clemson	298-299-297-894
7. Louisville	311-295-292-898
8. Miami	301-301-297-899
9. Florida State	299-307-295-901
10. Notre Dame	310-299-295-904
11. Boston College	304-309-310-923
12. Virginia Tech	320-310-322-952

Individual Champion

1. Lauren Coughlin, Virginia 66-71-70-207

Virginia Results

1. Lauren Coughlin	66-71-70-207
4. Lauren Diaz-Yi	71-70-73-214
5. Anna Redding	72-75-69-216
14. Elizabeth Szokol	76-74-71-221
14. Morgan Gonzales	74-75-72-221



Virginia won its second consecutive ACC Championship in 2016 at Sedgefield Country Club.

NCAA CHAMPIONSHIP HISTORY

2005 NCAA Championships

The Meadows Course
Sunriver, Ore.
Par-71, 6312 yards

Team Results

1. Duke	292-303-278-297-1170
2. UCLA	288-302-292-293-1175
2. Auburn	290-296-295-295-1176
4. Pepperdine	291-295-299-294-1179
5. California	295-299-296-290-1180
6. Tennessee	300-303-297-285-1187
6. Ohio State	301-296-300-291-1187
8. Arizona State	304-301-297-289-1190
8. Oklahoma State	298-306-299-287-1190
10. Florida	301-304-297-293-1195
11. Southern California	287-312-301-296-1196
11. Arkansas	296-307-293-301-1197
13. Virginia	304-308-295-293-1200
14. Washington	292-314-296-299-1201
15. Tulane	305-312-299-286-1202
16. Missouri	307-300-296-302-1205
17. Michigan State	304-301-299-302-1206
18. UC Irvine	311-304-297-299-1211
19. Stanford	300-311-298-303-1212
20. Purdue	309-302-304-301-1216
21. Furman	307-301-309-300-1217
22. Texas A&M	305-306-309-299-1219
23. Tulsa	307-313-310-292-1222
24. Brigham Young	305-317-316-300-1238

Virginia Results

2. Leah Wigger	73-72-73-69-287
16. Lauren Mielbrecht	76-74-73-73-296
68. Rachel Smith	77-81-74-72-304
114. Sally Shonk	80-81-75-79-315
126. Lindsay Robinson	78-84-79-85-326

2008 NCAA Championships

University of New Mexico
Championship Course
Albuquerque, NM
Par-72, 6,424 yards

Team Results

1. USC	284-300-295-289-1168
2. UCLA	289-295-298-292-1174
3. Duke	299-300-300-281-1180
4. Purdue	298-304-303-283-1188
5. Arizona State	290-301-301-297-1189
6. Denver	293-294-308-296-1191
6. Texas A&M	295-299-299-298-1191
8. Arkansas	298-297-302-297-1194
9. Florida	301-299-297-299-1196
10. Georgia	297-303-303-295-1197
10. Wake Forest	293-306-306-292-1197
12. Virginia	296-317-301-301-1215
12. Auburn	289-315-309-302-1215
12. Alabama	296-311-306-302-1215
15. LSU	300-315-312-295-1222
16. UNLV	314-297-304-308-1223
17. TCU	298-310-312-307-1227
17. Texas	298-319-309-301-1227
19. Oklahoma State	294-312-307-315-1228
19. Tulsa	297-317-310-304-1228
21. UC Davis	298-319-315-302-1234
22. South Carolina	306-316-310-303-1235
23. Arizona	307-309-314-310-1240
24. Furman	312-313-315-313-1253

Virginia Results

28. Lene Krog	70-82-74-73-299
34. Jennie Arseneault	71-79-76-74-300
80. Joy Kim	79-79-74-77-309
84. Calle Nielson	78-77-78-77-310
101. Whitney Neuhauser	77-85-77-78-317

2009 NCAA Championships

Caves Valley Golf Club
Owings Mills, Md.
Par-72, 6,443 yards

Team Results

1. Arizona State	302-298-291-291-1182
2. UCLA	296-293-304-297-1190
3. USC	301-295-294-301-1191
4. Oklahoma State	303-297-309-290-1199
5. Denver	294-304-309-299-1206
6. Duke	308-301-302-296-1207
7. North Carolina	299-301-306-304-1210
8. Virginia	305-302-301-304-1212
9. Pepperdine	312-298-302-301-1213
10. Purdue	306-301-311-298-1216
11. Alabama	305-302-311-299-1217
12. LSU	302-304-309-304-1219
13. Michigan State	307-303-315-300-1225
13. Wake Forest	303-300-318-304-1225
15. Georgia	316-307-301-310-1234
16. Arizona	310-305-314-306-1235
17. Tennessee	307-313-306-311-1237
18. TCU	314-316-301-307-1238
19. New Mexico	311-314-307-310-1242
20. Tulane	312-305-317-312-1246
21. UT Chattanooga	316-307-305-320-1248
22. UC Irvine	320-316-312-301-1249
23. Texas	314-311-313-314-1252
24. Ohio State	323-311-314-310-1258

Virginia Results

6. Calle Nielson	75-76-71-72-294
48. Lene Krog	78-74-73-80-305
54. Whitney Neuhauser	75-76-81-75-307
70. Kristen Simpson	77-76-78-80-311
75. Joy Kim	79-77-79-77-312

2005 NCAA Championships

The Meadows Course
Sunriver, Ore.
Par-71, 6312 yards

Team Results

1. Duke	292-303-278-297-1170
2. UCLA	288-302-292-293-1175
2. Auburn	290-296-295-295-1176
4. Pepperdine	291-295-299-294-1179
5. California	295-299-296-290-1180
6. Tennessee	300-303-297-285-1187
6. Ohio State	301-296-300-291-1187
8. Arizona State	304-301-297-289-1190
8. Oklahoma State	298-306-299-287-1190
10. Florida	301-304-297-293-1195
11. Southern California	287-312-301-296-1196
11. Arkansas	296-307-293-301-1197
13. Virginia	304-308-295-293-1200
14. Washington	292-314-296-299-1201
15. Tulane	305-312-299-286-1202
16. Missouri	307-300-296-302-1205
17. Michigan State	304-301-299-302-1206
18. UC Irvine	311-304-297-299-1211
19. Stanford	300-311-298-303-1212
20. Purdue	309-302-304-301-1216
21. Furman	307-301-309-300-1217
22. Texas A&M	305-306-309-299-1219
23. Tulsa	307-313-310-292-1222
24. Brigham Young	305-317-316-300-1238

Virginia Results

2. Leah Wigger	73-72-73-69-287
16. Lauren Mielbrecht	76-74-73-73-296
68. Rachel Smith	77-81-74-72-304
114. Sally Shonk	80-81-75-79-315
126. Lindsay Robinson	78-84-79-85-326

2008 NCAA Championships

University of New Mexico
Championship Course
Albuquerque, NM
Par-72, 6,424 yards

Team Results

1. USC	284-300-295-289-1168
2. UCLA	289-295-298-292-1174
3. Duke	299-300-300-281-1180
4. Purdue	298-304-303-283-1188
5. Arizona State	290-301-301-297-1189
6. Denver	293-294-308-296-1191
6. Texas A&M	295-299-299-298-1191
8. Arkansas	298-297-302-297-1194
9. Florida	301-299-297-299-1196
10. Georgia	297-303-303-295-1197
10. Wake Forest	293-306-306-292-1197
12. Virginia	296-317-301-301-1215
12. Auburn	289-315-309-302-1215
12. Alabama	296-311-306-302-1215
15. LSU	300-315-312-295-1222
16. UNLV	314-297-304-308-1223
17. TCU	298-310-312-307-1227
17. Texas	298-319-309-301-1227
19. Oklahoma State	294-312-307-315-1228
19. Tulsa	297-317-310-304-1228
21. UC Davis	298-319-315-302-1234
22. South Carolina	306-316-310-303-1235
23. Arizona	307-309-314-310-1240
24. Furman	312-313-315-313-1253

Virginia Results

28. Lene Krog	70-82-74-73-299
34. Jennie Arseneault	71-79-76-74-300
80. Joy Kim	79-79-74-77-309
84. Calle Nielson	78-77-78-77-310
101. Whitney Neuhauser	77-85-77-78-317

2009 NCAA Championships

Caves Valley Golf Club
Owings Mills, Md.
Par-72, 6,443 yards

Team Results

1. Arizona State	302-298-291-291-1182
2. UCLA	296-293-304-297-1190
3. USC	301-295-294-301-1191
4. Oklahoma State	303-297-309-290-1199
5. Denver	294-304-309-299-1206
6. Duke	308-301-302-296-1207
7. North Carolina	299-301-306-304-1210
8. Virginia	305-302-301-304-1212
9. Pepperdine	312-298-302-301-1213
10. Purdue	306-301-311-298-1216
11. Alabama	305-302-311-299-1217
12. LSU	302-304-309-304-1219
13. Michigan State	307-303-315-300-1225
13. Wake Forest	303-300-318-304-1225
15. Georgia	316-307-301-310-1234
16. Arizona	310-305-314-306-1235
17. Tennessee	307-313-306-311-1237
18. TCU	314-316-301-307-1238
19. New Mexico	311-314-307-310-1242
20. Tulane	312-305-317-312-1246
21. UT Chattanooga	316-307-305-320-1248
22. UC Irvine	320-316-312-301-1249
23. Texas	314-311-313-314-1252
24. Ohio State	323-311-314-310-1258

Virginia Results

6. Calle Nielson	75-76-71-72-294
48. Lene Krog	78-74-73-80-305
54. Whitney Neuhauser	75-76-81-75-307
70. Kristen Simpson	77-76-78-80-311
75. Joy Kim	79-77-79-77-312

**2010 NCAA Championships
Country Club of Landfall
Wilmington, NC
Par-72, 6,368 yards**

Team Results

1. Purdue	284-294-280-295-1153
2. USC	282-288-295-289-1154
3. Alabama	289-288-294-286-1157
4. Arizona State	288-293-290-290-1161
5. Arizona	296-286-293-291-1166
6. UCLA	288-292-302-287-1169
7. Vanderbilt	296-292-291-291-1170
8. Duke	288-303-300-288-1179
8. Oklahoma State	295-294-296-294-1179
10. Florida State	289-302-294-297-1182
11. Auburn	293-296-295-299-1183
11. Texas A&M	297-302-286-298-1183
13. Virginia	294-291-307-292-1184
14. South Carolina	300-297-293-296-1186
14. Pepperdine	297-306-288-295-1186
16. New Mexico	303-296-295-295-1189
16. Texas	299-296-300-294-1189
18. Tulane	311-292-297-293-1193
19. TCU	292-308-295-304-1199
19. Tennessee	297-307-300-295-1199
19. Stanford	300-307-302-290-1199
22. Kent State	307-305-297-291-1200
23. Oregon	302-309-313-294-1218
23. San Jose State	298-310-313-297-1218

Virginia Results

15. Brittany Altomare	70-75-74-70-289
50. Nicole Agnello	74-70-78-75-297
61. Joy Kim	77-75-76-72-300
76. Calle Nielson	73-73-81-75-302
99. Lauren Greenlieff	79-73-79-75-306

**2011 NCAA Championships
The Traditions Club
Bryan, TX
Par-72, 6,260 yards**

Team Results

1. UCLA	289-295-294-295-1173
2. Purdue	292-295-298-292-1177
3. LSU	292-296-303-290-1181
4. Virginia	291-300-299-296-1186
5. USC	302-302-292-294-1190
5. Arkansas	305-296-296-293-1190
7. Texas A&M	295-294-302-300-1191
8. North Carolina	305-293-297-298-1193
8. Alabama	301-303-297-292-1193
10. Vanderbilt	297-294-304-301-1196
10. Florida	294-298-309-295-1196
12. California	306-292-305-294-1197
13. Tennessee	299-299-306-296-1200
14. Wake Forest	298-307-301-296-1202
15. Arizona	304-295-305-301-1205
16. Washington	312-307-297-293-1209
17. Arizona State	296-303-308-303-1210
18. South Carolina	302-315-298-296-1211
19. Minnesota	305-294-307-307-1213
20. UC Davis	313-305-307-294-1219
21. Ohio State	303-315-298-305-1221
22. Notre Dame	308-310-307-299-1224
23. Stanford	308-305-303-309-1225
24. Coastal Carolina	322-302-298-310-1232

Virginia Results

12. Brittany Altomare	69-75-72-74-290
26. Calle Nielson	71-73-76-77-297
37. Nicole Agnello	76-76-74-73-299
95. Joy Kim	75-76-81-79-311
102. Portland Rosen	80-84-77-72-313

**2012 NCAA Championships
Vanderbilt Legends Club – North Course
Franklin, TN
Par-72, 6,377 yards**

Team Results

1. Alabama	286-285-306-294-1171
2. USC	297-288-294-293-1172
3. LSU	293-294-297-289-1173
4. Virginia	288-294-301-292-1175
5. South Carolina	302-281-300-293-1176
6. Arizona State	292-291-304-292-1179
6. Oklahoma	294-299-295-291-1179
8. UCLA	292-290-306-293-1181
9. Purdue	293-295-295-299-1182
10. North Carolina	290-292-303-299-1184
11. Vanderbilt	306-284-311-285-1186
12. Florida	302-293-297-298-1190
13. Texas	297-295-313-286-1191
13. NC State	299-294-305-293-1191
15. Duke	289-302-301-300-1192
16. Baylor	299-304-300-290-1193
16. Texas A&M	301-298-300-294-1193
18. Colorado	297-298-305-296-1196
19. Tennessee	300-307-307-286-1200
20. Michigan State	296-311-294-300-1201
21. Pepperdine	306-293-304-301-1204
22. Ohio State	303-307-305-296-1211
23. Arkansas	303-301-309-301-1214
24. Stanford	309-304-307-296-1216

Virginia Results

8. Portland Rosen	66-75-74-76-291
29. Brittany Altomare	71-73-80-71-295
38. Briana Mao	77-75-72-73-297
102. Lauren Greenlieff	74-72-82-81-309
126. Elizabeth Brightwell	DQ-74-75-72-na

**2014 NCAA Championships
Tulsa Country Club
Tulsa, OK
Par-70, 6,194 yards**

Team Results

1. Duke	293-285-278-274-1130
2. USC	293-291-278-270-1132
3. UCLA	291-293-283-278-1145
4. Oklahoma	288-287-291-281-1147
5. Arizona State	293-287-291-279-1150
6. Mississippi State	302-285-283-287-1157
7. Arizona	298-286-287-287-1158
7. Ohio State	299-291-288-280-1158
9. Alabama	305-285-289-282-1161
10. Vanderbilt	303-290-286-284-1163
10. Texas A&M	305-292-288-278-1163
10. NC State	307-284-280-292-1163
13. South Carolina	301-299-283-281-1164
14. Virginia	303-295-288-279-1165
15. Northwestern	305-289-284-288-1166
15. Tulane	303-294-278-291-1166
17. Washington	299-289-293-286-1167
18. Florida	305-292-290-282-1169
18. Stanford	300-286-294-289-1169
20. Michigan State	305-283-302-288-1169
20. Campbell	305-303-289-288-1178
22. California	296-305-289-281-1178
23. Iowa State	306-298-292-290-1186
24. Kansas	313-293-303-292-1201

Virginia Results

28. Lauren Diaz-Yi	71-71-75-71-288
48. Lauren Coughlin	77-73-72-70-292
50. Briana Mao	79-77-70-67-293
74. Portland Rosen	76-74-75-71-296
118. Elizabeth Brightwell	82-78-71-78-309

**2015 NCAA Championships
Concession Golf Club
Bradenton, FL
Par 72, 6,468 yards**

Team Results

1. USC	297-303-298-294-1192
2. Duke	293-309-292-303-1197
3. Baylor	297-307-306-288-1198
4. Stanford ^	293-323-296-287-1199
5. Arizona	300-311-294-300-1205
6. Tennessee	301-309-300-302-1212
6. Texas Tech	319-294-307-292-1212

Top 8 teams advance to match play

8. Washington	301-316-297-300-1214
9. Arkansas	310-306-303-298-1217
10. Northwestern	310-301-305-302-1218
11. UC Davis	305-304-306-305-1220
12. Purdue	307-302-302-311-1222
13. Wake Forest	310-320-297-297-1224
13. Alabama	310-307-310-299-1226
15. UCLA	319-318-293-303-1233

Top 15 teams advance to final round

16. UNLV	305-324-302-931
17. South Carolina	308-322-302-931
18. Texas A&M	309-312-312-933
19. Tulane	314-309-312-935
20. Virginia	309-319-310-938
20. LSU	309-316-313-938
22. NC State	317-323-302-942
23. Campbell	315-311-324-950
24. California	321-320-312-953

^ Won match play for NCAA Championship

Virginia Results

51. Elizabeth Szokol	76-77-78-231
78. Lauren Diaz-Yi	77-84-75-236
85. Lauren Coughlin	78-80-80-238
99. Briana Mao	78-87-77-242
108. Lyberty Anderson	79-78-87-244

UVa finishes based on 54 holes of stroke play.

**NCAA Championships
Eugene Country Club
Eugene, Ore.
Par-72, 6,331 yards**

Team Results

1. UCLA	286-291-285-282-1144
2. Stanford	295-283-290-279-1147
3. USC	289-280-291-290-1150
4. Washington	289-285-292-286-1152
5. Virginia	293-294-286-282-1155
6. Duke	299-283-280-296-1158
7. South Carolina	293-289-290-290-1162
8. Oregon	297-282-291-296-1166

Top 8 teams advance to match play

9. Arizona	291-289-293-294-1167
9. Northwestern	292-289-295-291-1167
11. Oklahoma State	284-295-297-292-1168
12. Arkansas	292-291-298-292-1173
12. Alabama	300-292-290-291-1173
14. North Carolina	298-292-291-294-1175
15. Florida State	295-290-298-293-1176

Virginia Results

16. Lauren Coughlin	72-72-68-76-288
20. Elizabeth Szokol	75-70-74-70-289
32. Lauren Diaz-Yi	74-77-70-70-291
53. Morgan Gonzales	74-77-75-69-295
53. Anna Redding	73-75-74-73-295

Match Play

Quarterfinals: Virginia lost to Washington 3-1-1

HONORS & LETTERWINNERS

NGCA All-Americans

2005	Leah Wigger – Honorable Mention
2006	Leah Wigger – 2nd Team
2007	Leah Wigger – 2nd Team
2009	Whitney Neuhauser – Honorable Mention
2009	Calle Nielson – Honorable Mention
2010	Brittany Altomare – Honorable Mention
	Calle Nielson – Honorable Mention
2011	Calle Nielson – Honorable mention
2011	Brittany Altomare – 2nd Team
2012	Brittany Altomare – 2nd Team
	Portland Rose – Honorable Mention
2013	Brittany Altomare – 1st Team
2015	Lauren Diaz-Yi – Honorable Mention
2016	Lauren Coughlin – 2nd Team
	Elizabeth Szokol – Honorable Mention

NGCA Coaching Awards

2009	Kim Lewellen – East Region
2011	Brian Bailie – Assistant Coach of the Year

LPGA Coaching Awards

2010	Kim Lewellen – East Region
2011	Kim Lewellen – East Region
2011	Kim Lewellen – National
2012	Kim Lewellen – East Region

Golfweek All-Americans

2006	Leah Wigger – 2nd Team
2007	Leah Wigger – 2nd Team
2009	Whitney Neuhauser – 3rd Team
2009	Calle Nielson – 3rd Team
2009	Jennie Arseneault – Honorable mention
2010	Brittany Altomare – 3rd Team
	Calle Nielson – Honorable Mention
2011	Calle Nielson – Honorable Mention
2011	Brittany Altomare – 2nd Team
2012	Brittany Altomare – 3rd Team
2013	Brittany Altomare – 2nd Team
2015	Lauren Diaz-Yi – 3rd Team
2016	Lauren Coughlin – 2nd Team

NGCA Scholar All-Americans

2004	Lindsay Robinson
	Leah Wigger
2005	Lindsay Robinson
	Leah Wigger
2006	Lindsay Robinson
	Leah Wigger
2007	Leah Wigger
2008	Kristen Simpson
2009	Kristen Simpson
2010	Nicole Agnello
	Lauren Greenlief
2011	Nicole Agnello
2012	Nicole Agnello
	Lauren Greenlief
	Elizabeth Brightwell
2013	Nicole Agnello
	Elizabeth Brightwell
2014	Elizabeth Brightwell
2016	Anna Redding

All-ACC

2004	Leah Wigger
2005	Leah Wigger
2006	Lauren Mielbrecht
	Leah Wigger
2007	Jennie Arseneault
	Leah Wigger
	Lene Krog
2008	Calle Nielson



Virginia All-Americans Brittany Altomare, Leah Wigger and Calle Nielson.

2009	Jennie Arseneault	2014	Elizabeth Brightwell
	Calle Nielson	2016	Elizabeth Szokol
	Whitney Neuhauser		Anna Redding

2010	Brittany Altomare		
	Calle Nielson		
2011	Calle Nielson		
	Brittany Altomare		
2012	Brittany Altomare		
2013	Brittany Altomare		
	Briana Mao		
2015	Lauren Diaz-Yi		
	Briana Mao		
	Lauren Coughlin		
2016	Lauren Coughlin		

All-Time Letterwinners

(since 2004)

Agnello, Nicole	2010, 11, 12, 13
Altomare, Brittany	2010, 11, 12, 13
Anderson, Lyberty	2015
Arseneault, Jennie	2006, 07, 08, 09
Bae, Ju Hee	2015
Brightwell, Elizabeth	2012, 13, 14
Collins, Eleana	2010, 11
Coughlin, Lauren	2013, 14, 15, 16
Dial, Ariana	2015, 16
Diaz-Yi, Lauren	2014, 15, 16
Dole, Evelyn	2014
Edmonson, Melissa	2013
Graham, Michele	2004
Gonzales, Morgan	2016
Greenlief, Lauren	2010, 11, 12
Hayakawa, Maho	2015, 16
Hershberger, Alexandra	2013, 14, 15, 16
Kim, Joy	2008, 09, 10, 11
Hunnell, Lyndsey	2016
Kolodzik, Sarah	2015, 2016
Krog, Lene	2008, 09
Mao, Briana	2012, 13, 14, 15
Martin, Kaira	2013, 14, 15
Merrill, Jessie	2015, 2016
Mielbrecht, Lauren	2005, 06
Neuhauser, Whitney	2007, 09, 10
Nielson, Calle	2008, 09, 10, 11
Patrick, Katharine	2016
Redding, Anna	2016
Robinson, Lindsay	2004, 05, 06
Rosen, Portland	2011, 12, 13, 14
Shonk, Sally	2004, 05, 06, 07
Simpson, Kristen	2005, 06, 07, 08, 09
Smith, Rachel	2004, 05, 06, 07
Szokol, Elizabeth	2015, 2016
Truitt, Carly	2007, 08, 10
Wigger, Leah	2004, 05, 06, 07

All-Time Head Coaches

Mann, Jan	2004-07
Kim Lewellen	2007-present

Assistant Coaches

Roudebush, Danielle	2004-05
Ezell, Scott	2004-06
Bailie, Brian	2005-14
Calle Nielson	2014-present

ACC Coach of the Year

2005	Jan Mann
2008	Kim Lewellen
2015	Kim Lewellen
2016	Kim Lewellen

Academic All-ACC

2004	Ashley Mayo
	Kira Mayo
	Lindsay Robinson
	Sally Shonk
	Rachel Smith
	Leah Wigger
2005	Michele Graham
	Kira Mayo
	Lindsay Robinson
	Sally Shonk
	Kristen Simpson
	Rachel Smith
	Leah Wigger
2006	Rachel Smith
	Marie Tuitt
	Leah Wigger
2007	Whitney Neuhauser
	Kristen Simpson
	Rachel Smith
	Leah Wigger
2008	Whitney Neuhauser
2009	Whitney Neuhauser
	Kristen Simpson
2010	Nicole Agnello
	Lauren Greenlief
	Whitney Neuhauser
2011	Nicole Agnello
	Portland Rosen
2012	Elizabeth Brightwell
	Lauren Greenlief
2013	Elizabeth Brightwell