



2014 @GEORGIA TECH FB NOTES

Georgia Tech Athletic Association Communications & Public Relations • 150 Bobby Dodd Way NW • Atlanta, GA 30332 • RamblinWreck.com
Primary Contact: Chris Yandle, Assistant AD • Office: 404-894-6283 • Cell: 404-702-7886 • Email: cyandle@athletics.gatech.edu • @ChrisYandle
Secondary Contact: Mike DeGeorge • Office: 404-894-5445 • Cell: 404-263-9478 • Email: mdegeorge@athletics.gatech.edu • @MikeDeGeorge
Tertiary Contact: Brittany McCormick • Office: 404-894-5445 • Cell: 908-839-7274 • Email: bmcormick@athletics.gatech.edu • @britt_mccormick

(AP: NR, USA TODAY: RV)

GEORGIA TECH

YELLOW JACKETS (6-2, 3-2)

VS

(AP: NR, USA TODAY: NR)

VIRGINIA

CAVALIERS (4-4, 2-2)

GAME 9 • NOVEMBER 1, 2014 • ATLANTA, GA. • BOBBY DODD STADIUM (55,000) • 3:30 PM ET • ESPNU • 680 AM/93.7 FM • SIRIUS 108 / XM 193

AUGUST 30

WOFFORD

W, 38-19

SEPTEMBER 6

at TULANE

W, 38-21

SEPTEMBER 13

GEORGIA SOUTHERN

W, 42-38

SEPTEMBER 20

at VIRGINIA TECH ACC

W, 27-24

OCTOBER 4 (#GTWHITEOUT)

MIAMI ACC

W, 28-17

OCTOBER 11

DUKE ACC

L, 25-31

OCTOBER 18

at UNC ACC

L, 43-48

OCTOBER 25

at PITT ACC

W, 56-28

NOVEMBER 1 (HOMECOMING)

VIRGINIA ACC

3:30 PM
ESPNU

GAME INFORMATION

ESPNU

Anish Shroff, *Play-by-Play*
Kelly Stouffer, *Analyst*

GT RADIO NETWORK (680 AM/93.7 FM)

Brandon Gaudin, *Play-by-Play*
Roddy Jones, *Analyst*
Randy Waters, *Sideline*

NOVEMBER 8

at NC STATE ACC

NOVEMBER 15

CLEMSON ACC

NOVEMBER 29

at GEORGIA

#5THINGS

RAMBLIN' RED ZONE

Georgia Tech has scored on 80.5 percent of its red zone possessions. The Yellow Jackets' 28 red zone touchdowns rank as the third-most in the FBS. Michigan State and Georgia Southern lead that category with 31.




70 percent of Georgia Tech's red zone scores are rushing TDs.

BALLHAWKERS

Georgia Tech's defense forced a season-high six takeaways in a road win at Pittsburgh. All six Panthers turnovers were fumbles, tying for the most ever by a GT opponent. Prior to the Pitt game, the Jackets had recovered only one fumble all season.

GAINING GROUND

Georgia Tech leads the ACC and ranks third nationally in rushing offense with 326.1 rushing yards per game. Tech is one of only five schools averaging more than 300 rushing yards per game.



SCORING STREAK

Georgia Tech has played 219 consecutive games without being shut out – the eighth-longest active streak in the nation. Georgia Tech hasn't been shut out at home since Nov. 30, 1957 (a streak of 355 consecutive home games at Bobby Dodd Stadium).

BOWL STREAK-ING

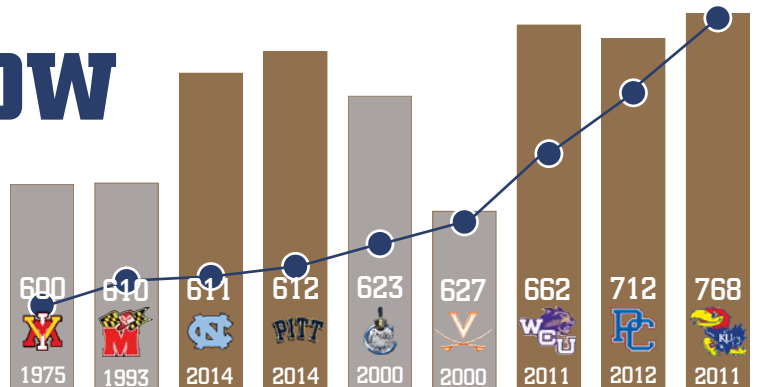
With Georgia Tech reaching bowl eligibility, the Yellow Jackets' streak of 17 consecutive bowl appearances – tied for the second-longest active streak in the nation (and the second-longest in the ACC) – is expected to continue in 2014.



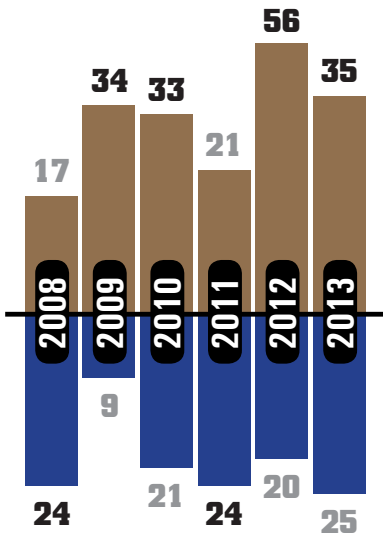
PUTTING ON AN OFFENSIVE SHOW

Georgia Tech's offense has amassed 600 or more total yards of offense nine times in program history. Five of those times have come in the Paul Johnson era, including the Jackets' last two games.

In the last two games, the Yellow Jackets have collected 1,223 yards of total offense and have scored 99 points. Georgia Tech has scored 43 (UNC), 56 (Pitt), 63 (WCU), 59 (Presbyterian), and 66 (Kansas) when amassing 600+ yards under Johnson.



SERIES HISTORY



Saturday will be only the 37th meeting between the ACC Coastal rivals, with Georgia Tech holding a slight 18-17-1 edge in the series history.

SERIES NOTES


- Georgia Tech has won four of the last five meetings. Tech's average margin of victory in the last four wins: **20.8 points**.
- Georgia Tech and Virginia first met in 1965 and has played every year since 1982.
- Georgia Tech was unbeaten in the first seven series meetings. The Jackets won the first six meetings (1965, 1966, 1974, 1976, 1982, 1983) and tied the seventh (1984).
- Virginia is Georgia Tech's third-most played Homecoming opponent. Saturday will be the sixth time the Jackets have hosted UVA on Homecoming. Tech is 3-2 vs. UVA on Homecoming.
- Georgia Tech head coach **Paul Johnson** is 4-2 all-time vs. Virginia.
- Georgia Tech OL coach **Mike Sewak** is a 1981 Virginia graduate and played three years for the Cavaliers.
- One of Georgia Tech's all-time greatest victories was a 41-38 win over Virginia in Charlottesville in 1990 when the Cavaliers were ranked No. 1 in the nation. The Jackets went on to win a share of the national championship that year.

COMING HOME

GEORGIA TECH'S HOMECOMING HISTORY




MOST PLAYED HOMECOMING OPPONENTS



Georgia Tech has played 23 different teams on Homecoming, including playing two or fewer games against 16 schools.

MOST WINS VS. HOMECOMING OPPONENTS



The Yellow Jackets have won 16 of their last 18 Homecoming games.




THRU THE AIR & ON THE GROUND

Georgia Tech QB **Justin Thomas** is **1 of 8** FBS signal-callers that leads his respective team in both passing and rushing. Thomas is **1 of 3** in ACC QBs, joining North Carolina's Marquise Williams and Boston College's Tyler Murphy.

- | | |
|------------------------------|-----------------------------------|
| Trevone Boykin, TCU | Sam Richardson, Iowa State |
| C.J. Brown, Maryland | Justin Thomas, Georgia Tech |
| Cody Fajardo, Nevada | Jake Waters, Kansas State |
| Tyler Murphy, Boston College | Marquise Williams, North Carolina |

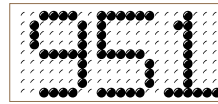
3RD Down Conversions

FBS NCAA LEADERS (10/26/14)

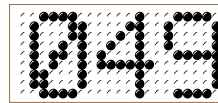


**Georgia Tech is the only FBS team ranked in the Top 10 in both 3rd down and 4th down conversions. The Yellow Jackets are tied for 6th, converting 77.8 percent of 4th down tries (7-of-9).

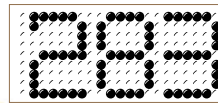
EATING UP YARDAGE



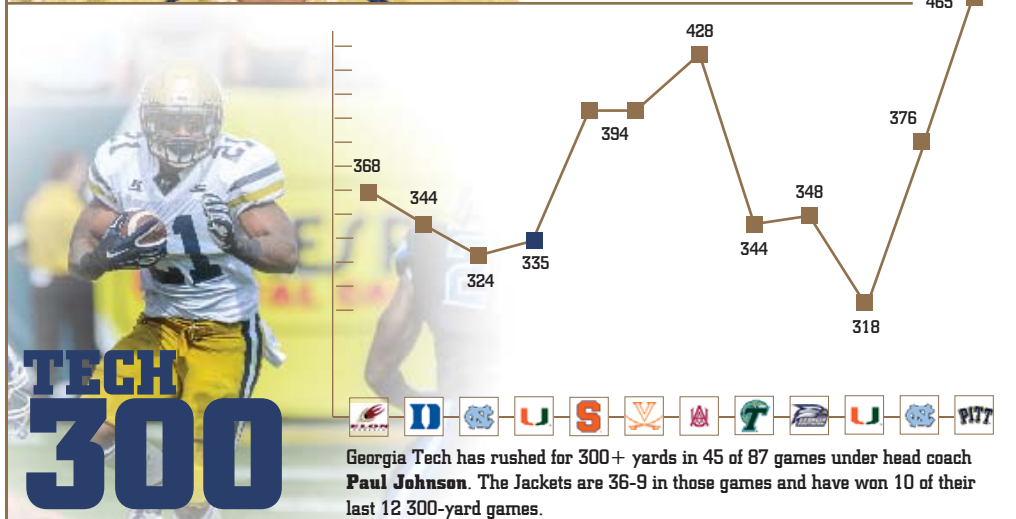
Justin Thomas's **951** career rushing yards ranks **6th** all-time for Georgia Tech quarterbacks.



Thomas needs **49** yards to become only the **6th** 1,000-yard rushing QB in Georgia Tech history.



Thomas needs **283** yards to become the **2nd** Georgia Tech QB to rush for **1,000** yards in a season.



TECH 300



Georgia Tech has rushed for 300+ yards in 45 of 87 games under head coach **Paul Johnson**. The Jackets are 36-9 in those games and have won 10 of their last 12 300-yard games.



TURNING TAKEAWAYS INTO POINTS

GEORGIA TECH: 16 TOTAL TAKEAWAYS

CONVERTED 13 TAKEAWAYS INTO 87 POINTS

	INTERCEPTION	QUAYSHAWN NEALY	TD			FUM RECOVERY	QUAYSHAWN NEALY	TD	
	INTERCEPTION	DEMOND SMITH	TD			FUM RECOVERY	TEAM (D.J. WHITE)	TD	
	INTERCEPTION	LAWRENCE AUSTIN	TD			FUM RECOVERY	QUAYSHAWN NEALY	TD	
	FUM RECOVERY	KESHUN FREEMAN	TD			FUM RECOVERY	ISAIAH JOHNSON	TD	
	INTERCEPTION	COREY GRIFFIN	TD			FUM RECOVERY	KYLE TRAVIS	TD	
	INTERCEPTION	P.J. DAVIS	TD						
	INTERCEPTION	D.J. WHITE	FG						
	INTERCEPTION	JAMAL GOLDEN	TD						

BIG DIFFERENCE
Georgia Tech has only allowed 21 points off its nine turnovers this season.

WINNINGEST ACTIVE FBS COACHES

- 1** Frank Beamer, Virginia Tech 270
- 2** Steve Spurrier, South Carolina 222
- 3** Brian Kelly, Notre Dame 214
- 4** Dennis Franchione, Texas State 207
- 5** Bill Snyder, Kansas State 184
- 6** Gary Pinkel, Missouri 181
- 7** Larry Blakeney, Troy 175
- 8** Nick Saban, Alabama 171
- 9** Bob Stoops, Oklahoma 164
- 10** Paul Johnson, Georgia Tech 160

PAUL JOHNSON #BYTHENUMBERS

- 1** First coach in ACC history named COY in each of his first two seasons
- 8+** Games won in 13 of 17 seasons as head coach
- 13** Has beaten 13 of 14 ACC schools (never coached vs. Louisville)
- 6-2** Home record vs. Top 25 teams
- .609** Win percentage as GT head coach

ZACH LASKEY NET-NETWORKING




337 CARRIES

CAREER NEGATIVE CARRIES

1,777 RUSHING YARDS

CAREER YARDS LOST



PERCENTAGE OF LASKEY'S CARRIES TO GO FOR NEGATIVE YARDS

GOLDEN RETURNS

Redshirt junior DB Jamal Golden leads the ACC with **529** combined return yards (**510** kick, **19** punt) – ranking **12th** in the nation. Golden also leads the ACC with **510** kick return yards. Golden's **1,301** career kick return yards ranks **6th** on Georgia Tech's all-time list.

FBS RETURN LEADERS

RK	PLAYER, SCHOOL	YARDS	YPR	RK	PLAYER, SCHOOL	YARDS	YPR
1	Alex Ross, Oklahoma	456	38.0	6	Mario Alford, West Virginia	404	31.1
2	Trevor Davis, Cal	369	36.9	7	Darius Sims, Vanderbilt	431	30.8
3	J.J. Nelson, UAB	520	34.7	8	Stanley Williams, Kentucky	240	30.0
4	Marcus Murphy, Missouri	343	34.3	9	Richard Leonard, FIU	285	28.5
5	Adoree' Jackson, USC	371	33.7	10	JAMAL GOLDEN, GEORGIA TECH	510	28.3



THE VIRGINIA GAME
NUMBERS GAME

PAUL JOHNSON'S RECORD BREAKDOWN

Current Streak.....	Won 1
Current Home Streak.....	Lost 1
Current Road Streak.....	Won 1
Last Win.....	56-28 at Pittsburgh (10/25/14)
Last Home Win.....	28-17 vs. Miami (10/4/14)
Last Home Loss.....	25-31 vs. Duke (10/11/14)
Last Road Win.....	56-28 at Pittsburgh (10/25/14)
Last Road Loss.....	43-48 at North Carolina (10/18/14)

	FBS		
	2014	GT	TOTAL
Overall.....	6-2	53-34	99-63
Playing at home.....	3-1	32-12	52-24
Playing on the road.....	3-1	20-16	36-27
Playing at a neutral site.....	0-0	2-6	11-12
In bowl games.....	0-0	1-5	3-7
In overtime.....	0-0	1-4	3-6
More than 7 days to prepare.....	1-0	14-9	32-17

In August.....	1-0	3-0	6-0
In September.....	3-0	18-8	30-18
In October.....	2-2	19-10	28-22
In November.....	0-0	12-10	23-16
In December.....	0-0	2-4	10-6
In January.....	0-0	0-2	0-2

Outrushing opponent.....	5-2	52-25	98-44
When rushing for 300 yards.....	4-1	36-9	70-18
When rushing for 400 yards.....	1-0	12-1	23-2
When rushing for 500 yards.....	0-0	1-0	1-0
When rushing for 600 yards.....	0-0	1-0	1-0
Outrushed by opponent.....	1-0	1-8	1-18
When allowing 300 yards rushing.....	0-0	1-1	1-2
Rushing yards the same.....	0-0	0-1	0-1
Outpassing opponent.....	1-1	11-3	16-7
When passing for 300 yards.....	0-0	1-0	1-1
Outpassed by opponent.....	5-1	42-31	83-56
When allowing 300 yards passing.....	1-1	7-6	12-11
When allowing 400 yards passing.....	0-0	1-1	4-3

More total offense than opponent.....	5-2	46-11	85-20
When having 400+ total offense.....	3-2	38-16	67-25
When having 500+ total offense.....	3-1	19-2	30-5
When having 600+ total offense.....	1-1	4-1	4-1
Less total offense than opponent.....	1-0	8-23	14-43
When allowing 400+ total offense.....	3-0	10-17	19-38
When allowing 500+ total offense.....	2-0	3-7	7-15


Committing fewer turnovers.....	5-0	29-5	54-9
Committing more turnovers.....	0-1	10-19	23-41
Turnovers are even.....	1-1	14-10	22-13
< 30:00 of time of possession.....	1-0	16-16	46-34
> 30:00 of time of possession.....	5-2	37-18	53-29

Scoring first.....	4-2	39-10	66-19
Opponent scores first.....	2-0	14-24	33-44
Leading after the 1st quarter.....	3-0	34-7	60-14
Trailing after the 1st quarter.....	2-1	8-20	19-34
Tied after the 1st quarter.....	1-1	11-5	20-13
Leading at halftime.....	4-0	41-6	72-9
Trailing at halftime.....	1-2	8-25	16-46
Tied at halftime.....	1-0	4-3	11-8
Leading after the 3rd quarter.....	5-0	47-5	87-9
Trailing after the 3rd quarter.....	1-2	4-28	9-50
Tied after the 3rd quarter.....	0-0	2-1	3-4

Scoring 0-10 points.....	0-0	1-6	1-13
Scoring 11-20 points.....	0-0	1-12	2-18
Scoring 21-30 points.....	2-1	14-10	28-22
Scoring 31-40 points.....	2-0	15-5	36-8
Scoring 41-plus points.....	2-1	22-1	37-2

Opponent scores 0-10 points.....	0-0	13-0	23-0
Opponent scores 11-20 points.....	2-0	17-4	31-6
Opponent scores 21-30 points.....	3-0	16-12	28-20
Opponent scores 31-40 points.....	1-1	6-7	8-13
Opponent scores 41-plus points.....	0-1	3-14	7-24

Individual 100-yard rusher.....	4-1	31-12	65-22
With two 100-yard rushers.....	0-0	9-1	20-3



3

100-yard games
this season

5.83

26th nationally
yards per rush

RUN JT, RUN

Redshirt sophomore **Justin Thomas** ranks fifth among FBS quarterbacks (and second in the ACC) with 89.6 rushing yards per game. Thomas' 717 rushing yards rank third among FBS signal-callers behind only Boston College's Tyler Murphy (843) and Georgia Southern's Kevin Ellison (784).

PLAYER	SCHOOL	GP	ATT	YDS	YDS/GM
Keenan Reynolds, Jr.	Navy	6	147	639	106.5
Tyler Murphy, Sr.	Boston College	8	113	843	105.4
Kevin Ellison, Jr.	Georgia Southern	8	113	784	98.0
Dak Prescott, Jr.	Mississippi State	7	124	664	94.9
JUSTIN THOMAS, RSo.	Georgia Tech	8	123	717	89.6

GT in OT (4-7)

DATE	OPPONENT	OTs	RESULT
10/9/99	North Carolina	1	W, 31-24
11/27/99	Georgia	1	W, 51-48
9/21/00	at NC State	1	L, 23-30
9/29/01	Clemson	1	L, 44-47
10/11/01	Maryland	1	L, 17-20
9/27/03	at Vanderbilt	1	W, 24-17
11/7/09	Wake Forest	1	W, 30-27
12/31/11	vs. Utah (Sun Bowl)	1	L, 27-30
9/3/12	at Virginia Tech	1	L, 17-20
9/22/12	Miami	1	L, 36-42
11/30/13	Georgia	2	L, 34-41

WHAT'S THE FREQUENCY?

Georgia Tech's most frequently played opponents (entering the 2014 season):

OPPONENT	GP	GT RECORD
Georgia	108	39-64-5
Auburn	92	41-47-4
Duke	82	50-31-1
Clemson	79	50-27-2
Alabama	52	21-28-3

2014 opponents in **BOLD**



QUAYSHAWN NEALY

Senior LB **Quayshawn Nealy** has three career defensive touchdowns:

- 2011 Sun Bowl vs. Utah
74-yard INT return
- 2013 vs. Syracuse
18-yard fumble return
- 2014 at Tulane
10-yard INT return

TOUCHDOWN NEALY



KING OF BLOCKS

Junior DB **Chris Milton** ranks third in FBS with two blocked kicks this season. He has five in the last two seasons. He ranked second overall in 2013 (3), and was the only player in the nation to block three punts.



Senior B-Back **Zach Laskey** is now tied for 18th on Tech's career rushing list. Laskey needs 223 yards to become the 14th 2,000-yard rusher in program history (and the fourth in the last five seasons).

14. ANTHONY ALLEN (1,934)

15. RODDY JONES (1,846)

16. ORWIN SMITH (1,839)

17. LEON HARDEMAN (1,794)

†18. ZACH LASKEY (1,777)

†18. RONNY COME (1,777)

RUNNING UP THE CHARTS





87 HARRISON BUTKER PK

YR	GP-GS	FG-A	PCT	LG	PAT	PCT	PTS
2013	13-0	10-14	71.4	49	53-54	98.1	83
2014	8-0	7-12	58.3	46	36-36	100.0	57
TOT	21-0	17-26	65.4	49	89-90	98.9	140



10 SYNJYN DAYS AB

YR	GP-GS	ATT	YDS	TD	LG
2011	6-0	48	237	4	30
2012	14-0	23	142	1	41
2013	13-7	27	93	4	14
2014	8-1	38	199	1	15
TOT	41-8	136	671	10	41



4 JAMAL GOLDEN DB

YR	GP-GS	TT	FF/FR	INT	KR
2011	11-0	8	0/0	0-0	0-0
2012	14-5	24	1/0	3-52	23-652
2013	3-3	12	1/0	0-0	5-139
2014	8-8	32	2/0	2-2	18-510
TOT	36-16	76	4/0	5-54	46-1301



96 ADAM GOTSIS DL

YR	GP-GS	TT	SACKS	TFL	INT
2012	12-1	5	1.0-4	1.5-5	0-0
2013	13-13	38	5.5-35	14.5-60	1-2
2014	8-8	18	2.0-17	4.5-22	0-0
TOT	33-22	61	8.5-56	20.5-87	1-2



1 ISAAH JOHNSON S

YR	GP-GS	TT	SACKS	TFL	INT
2010	13-3	46	1.0-10	3.0-17	1-18
2011	13-13	78	1.0-4	3.0-10	3-34
2012	13-13	87	1.0-9	4.5-21	1-22
2013	<i>DNP - injured</i>				
2014	7-5	42	0.0-0	1.0-1	1-19
TOT	46-34	253	3.0-23	11.5-49	6-93




37 ZACH LASKEY BB

YR	GP-GS	ATT	YDS	TD	LG
2011	8-0	0	0	0	0
2012	14-6	133	697	1	56
2013	13-0	84	485	7	33
2014	7-7	120	595	5	26
TOT	42-13	337	1,777	13	56




54 QUAYSHAWN NEALY LB

YR	GP-GS	TT	SACKS	TFL	INT
2011	13-7	52	0.0-0	3.0-4	2-84
2012	13-13	79	2.0-14	3.5-16	2-9
2013	13-12	66	0.0-0	3.5-8	2-43
2014	8-8	56	1.0-4	5.5-31	1-10
TOT	47-40	253	3.0-18	15.5-57	7-146



21 CHARLES PERKINS AB

YR	GP-GS	ATT	YDS	TD	LG
2011	12-0	28	95	1	14
2012	2-1	7	23	0	6
2013	13-0	13	114	2	31
2014	7-7	24	261	0	63
TOT	34-8	72	493	3	63




15 DEANDRE SMELTER WR

YR	GP-GS	REC	YDS	TD	LG
2013	13-8	21	345	4	42
2014	8-8	19	462	5	71
TOT	21-16	40	807	9	71



5 JUSTIN THOMAS QB

YR	GP-GS	C/A	YDS	PCT	TD-INT
2012	<i>DNP - redshirt</i>				
2013	10-0	9/17	131	52.9	1-2
2014	8-8	55/115	1,106	47.8	11-3
TOT	18-8	64/132	1,237	48.5	12-5



28 D.J. WHITE DB

YR	GP-GS	TT	SACKS	TFL	INT
2012	10-0	5	0.0-0	0.0-0	0-0
2013	13-9	50	0.0-0	1.0-2	1-0
2014	8-8	40	0.0-0	1.5-2	1-0
TOT	31-17	95	0.0-0	2.5-4	2-0



9 TONY ZENON AB

YR	GP-GS	ATT	YDS	REC	YDS	TD
2010	<i>DNP - redshirt</i>					
2011	9-1	15	86	3	104	1
2012	14-0	31	193	7	195	1
2013	11-1	14	35	1	6	0
2014	8-8	29	220	7	146	5
TOT	42-10	89	534	18	451	7



OFFENSE (SPREAD OPTION)						PLAYER NOTABLES
QB	5	JUSTIN THOMAS	5-11	189	RSo.	Posted 5th 700-yd rushing season by GT QB // 717 rushing yards ranks 5th on GT's single-season QB list
	18	Tim Byerly	6-0	212	RJr.	Set career-highs for completions (7) and passing yards (125) vs. Duke // Leads team with 5 rushing TDs
BB	10	SYNJYN DAYS	6-2	231	RSr.	Recorded first 100-yard rushing game with career-high 110 yards at Pitt // Averaging 5.2 yards per carry
	34	Matt Connors -OR-	6-0	205	RSr.	Set career high with 56 rushing yards on five carries and scored 1 TD at Pitt // Blocked first career punt at Tulane
	30	C.J. Leggett	5-10	207	Fr.	True freshman // Has not yet seen action // Rushed for 1,734 yards and 23 TDs as a senior at North Gwinnett HS
	37	Zach Laskey	6-1	218	Sr.	Rushed for 74 yards at UNC // 19th on GT's all-time rushing list with 1,777 // 4 career 100-yard rushing games
AB	21	CHARLES PERKINS	6-0	205	RSr.	Had career-long 79 TD reception at Pitt // Rushed for career-high 79 yards at UNC // Team-best 10.9 yds per carry
	7	B.J. Bostic	5-11	169	RSr.	Scored career-first rushing TD on 2-yard run vs. Miami // Completed 15-yard pass to Tim Byerly vs. Duke
	3	Dennis Andrews	6-0	194	RSo.	Had one carry for three yards at Pitt // Dynamic playmaker // Missed first two games (suspended)
AB	9	TONY ZENON	5-8	177	RSr.	Rushed for career-high 66 yards and one TD at Pitt // Averages 7.6 yards per carry and has scored 4 TDs
	31	Deon Hill	6-0	194	RSr.	Rushed four times for 17 yards and one TD at Pitt // Nominated for FWAAs Courage Award
	22	Broderick Snoddy	5-9	190	RJr.	Set career highs for rushing yards (82) and rushing TDs (3) at Pitt // Team's fastest player
WR	84	MICHEAL SUMMERS	6-1	198	RSo.	Had two catches for 14 yards against Miami // Excellent blocker // Has five receptions for 34 yards
	88	Darren Waller	6-5	241	Sr.	Recorded two catches for 24 yards at Pitt // Hauled in five receptions for career-high 96 yards vs. Duke
WR	15	DeANDRE SMELTER	6-3	222	Sr.	Had two catches for 44 yards at Pitt // Played baseball for Tech (2011-13)
	16	Corey Dennis -OR-	6-2	210	Sr.	Began career as true freshman defensive back in 2011 // Moved to wide receiver during 2012 season
	81	Ricky Jeune	6-3	214	RFr.	Has seen action in seven games // Redshirt freshman part of deep receiving corps // Missed most of spring with injury
LT	53	BRYAN CHAMBERLAIN	6-4	295	RJr.	Made 15th career start on offensive line at Pitt // Missed Duke game due to injury
	75	Errin Joe	6-3	313	RJr.	Made first career-start in place of injured Chris Griffin at right tackle at Pitt
LG	78	TREY BRAUN	6-5	294	RJr.	Made 16th start on offensive line at Pitt // Can play number of positions on O-line
	71	Shamire Devine	6-7	365	RFr.	Has seen action in all eight games // Promising redshirt freshman with huge size
C	58	FREDDIE BURDEN	6-3	302	RSo.	Made eighth consecutive start at Pitt // Sat out 2013 season with knee injury suffered in spring
	50	Andrew Marshall	6-4	270	Fr.	True freshman // Saw first collegiate action at Tulane // Played vs. Georgia Southern, UNC & Pitt
RG	70	SHAQUILLE MASON	6-1	300	Sr.	Made team-leading 33rd consecutive start at Pitt // Named to Phil Steel Midseason All-American 3rd Team
	76	Nick Brigham -OR-	6-3	294	RSo.	Played in nine games in 2013 as one of top back-ups on the O-line // Transferred from Maryland after 2012 season
	77	Thomas O'Reilly	6-3	300	RJr.	Can play multiple positions on line // Auburn transfer was solid back-up in 2013 after sitting out 2012 season
RT	72	CHRIS GRIFFIN	6-6	284	RFr.	Missed Pitt game due to injury // Started seven straight before injury // Redshirt freshman with great upside
	65	Trey Klock	6-4	273	Fr.	Dad was HS coach and played CFB at Shippensburg in late 1980s // Distant relative of Grover Cleveland
	60	Kyle Stallard	6-3	266	RSo.	Saw action at Pitt // Joined program as preferred walk-on prior to 2012 season
DEFENSE (MULTIPLE)						PLAYER NOTABLES
DE	42	KESHUN FREEMAN	6-1	236	Fr.	Recorded career-best two TFL and had four tackles at UNC // Leads team in sacks (2.5-10) and TFL (7.0-22)
	99	Tyler Stargel	6-3	246	RSo.	Recorded career-first sack for loss of eight yards at Tulane // Broke up first pass vs. Duke
DT	96	ADAM GOTSIS	6-5	282	Jr.	Tied career-high two sacks for loss of 17 yards at Pitt // Has made 22 consecutive starts
	92	Francis Kallon	6-5	296	RSo.	Tied career-high two tackles at VT // DNP football until senior year of HS after family moved from England
NT	97	SHAWN GREEN	6-0	276	RSr.	Blocked 1st career PAT and registered career-best 4 tackles against Wofford // Tied career-high 4 tackles at VT
	91	Patrick Gamble	6-5	286	RSo.	Has 11 tackles // Made career-high four tackles, including one for loss of five yards, and forced fumble against Wofford
DE	43	KYLE TRAVIS	6-3	241	Sr.	Made fourth career start at Pitt // Recovered first fumble of career at Pitt
	41	Rod Rook-Chungong	6-3	243	RSo.	Had one solo tackle vs. Duke // Recorded first career sack vs. GSU // Missed all of 2013 recovering from an injury
	95	Tyler Merriweather	6-3	231	Fr.	Recorded one tackle in first collegiate game vs. Wofford // Seen action in three games // Began playing football in sixth grade
SAM	12	DEMOND SMITH	6-0	191	RJr.	Had four tackles and recovered one fumble at Pitt // Athletic defender
	23	Domonique Noble -OR-	6-2	214	RJr.	Has five solo tackles on season // Can play any position in secondary
	17	Lance Austin	5-10	170	Fr.	Had one solo tackle vs. Duke // One of three players from Lamar County HS part in Georgia Tech's 2014 signing class
ILB	54	QUAYSHAWN NEALY	6-1	235	RSr.	Recovered two fumbles and had seven tackles at Pitt // Three-year starter, one of the top LBs in ACC
	46	Tremayne McNair	6-2	227	Sr.	Had one solo tackle and a PBU at Pitt // Solid LB who has served as reserve and on special teams last three seasons
WILL	40	P.J. DAVIS -OR-	5-11	218	So.	Had six tackles, including one sack and three TFL and forced two fumbles at Pitt // Team-best 63 tackles
	35	TYLER MARCORDES	6-4	235	RJr.	Three tackles at UNC // 95-yard INT return last season vs. Elon tied for fifth-longest in GT history
	33	Beau Hankins	6-1	231	RSo.	Returned blocked punt for 46 yards to set up a scoring drive at Tulane // A hard-hitting defender
CB	6	CHRIS MILTON	5-11	183	RJr.	Blocked FG and had two solo tackles, including one TFL, at Virginia Tech // Blocked nation-best 3 punts in 2013
	20	Lawrence Austin -OR-	5-9	184	Fr.	Had career-best five tackles vs. Duke
	27	Lynn Griffin	6-0	199	RSo.	Had one tackle at Pitt // Also can return kicks
SS	1	ISAIAH JOHNSON	6-2	205	RSr.	Tied career-high 14 tackles, forced fumble and had one FR at Pitt // Ranks third in career tackles by DB (253)
	12	Demond Smith	6-0	191	RJr.	Had four tackles and recovered one fumble at Pitt // Athletic defender
	23	Domonique Noble	6-2	214	RJr.	Has five solo tackles on season // Can play any position in secondary
FS	4	JAMAL GOLDEN	6-0	193	Jr.	Had five tackles and forced one fumble at Pitt // Ranks 6th on career kick return yards (1,301)
	12	Demond Smith	6-0	191	RJr.	Had four tackles and recovered one fumble at Pitt // Athletic defender
	14	Corey Griffin	6-2	194	RFr.	Set career-high with four tackles and recorded first career interception at Virginia Tech
CB	28	D.J. WHITE	5-11	188	Jr.	Recorded three tackles and forced fumble at goal line at Pitt // Has one INT and 40 tackles this season
	8	Step Durham	5-11	188	Fr.	Recorded first career tackle at Tulane // Broke up pass vs. Wofford // True freshman early enrollee
SPECIAL TEAMS						PLAYER NOTABLES
K	87	HARRISON BUTKER	6-3	202	So.	Tied his career-high 8 PATs made at Pitt // Ninth on Tech's career points by kicking list (140)
P	85	RYAN RODWELL	6-2	188	RSo.	Punted twice for 83 yards at Pitt // Rushed for 10 yards on fake punt vs. Miami
LS	55	SEAN TOBIN	6-3	219	RJr.	Dependable and fundamentally sound long snapper coming off injury-plagued sophomore season
	56	Trevor Stroebel	6-4	218	So.	Came to Georgia Tech as walk-on and ended up playing significant role as true freshman
RET	4	JAMAL GOLDEN	6-0	193	RJr.	Returned two kicks for 33 yards at Pitt // Ranks 6th on career kick return yards (1,301)
	15	DeAndre Smelter	6-3	222	Sr.	Returned 11 punts for 124 yards and 5 kicks for 65 yards in 2013
	22	Broderick Snoddy	5-9	190	RJr.	Averages 21.5 yards per kickoff return // Returned one kickoff for 26 yards at UNC



2014 STATISTICS

6-2 Overall / 3-2 ACC / 3-1 Home / 3-1 Road / 0-0 Neutral

RESULTS

Date	Opponent	Score	Overall	ACC	Att.	TV
Aug. 30	Wofford	W 38-19	1-0	--	45,403	RSN
Sep. 6	at Tulane	W 38-21	2-0	--	30,000	ESPNews
Sep. 13	Georgia Southern	W 42-38	3-0	--	53,173	RSN
Sep. 20	at Virginia Tech	W 27-24	4-0	1-0	62,328	ESPN
Oct. 4	Miami	W 28-17	5-0	2-0	52,221	ESPN2
Oct. 11	Duke	L 25-31	5-1	2-1	44,281	ACC Net
Oct. 18	at North Carolina	L 43-48	5-2	2-2	53,000	ESPNU
Oct. 25	at Pittsburgh	W 56-28	6-2	3-2	44,734	ESPNU
Nov. 1	Virginia					ESPNU
Nov. 8	at NC State					
Nov. 15	Clemson					
Nov. 29	at Georgia					

TEAM STATISTICS

	Georgia Tech	Opponents
SCORING	297	226
Points Per Game	37.1	28.2
Points Off Turnovers	87	21
FIRST DOWNS	195	174
Rushing	143	76
Passing	46	88
Penalty	6	10
RUSHING YARDAGE	2609	1513
Yards gained rushing	2734	1682
Yards lost rushing	125	169
Rushing Attempts	423	281
Average Per Rush	6.2	5.4
Average Per Game	326.1	189.1
TDs Rushing	27	19
PASSING YARDAGE	1246	1922
Comp-Att-Int	63-129-3	158-242-9
Average Per Pass	9.7	7.9
Average Per Catch	19.8	12.2
Average Per Game	155.8	240.2
TDs Passing	11	10
TOTAL OFFENSE	3855	3435
Total Plays	552	523
Average Per Play	7.0	6.6
Average Per Game	481.9	429.4
KICK RETURNS: #-Yards	27-658	14-338
PUNT RETURNS: #-Yards	5-71	9-51
INT RETURNS: #-Yards	9-72	3-24
KICK RETURN AVERAGE	24.4	24.1
PUNT RETURN AVERAGE	14.2	5.7
INT RETURN AVERAGE	8.0	8.0
FUMBLES-LOST	9-6	12-7
PENALTIES-Yards	44-385	48-377
Average Per Game	48.1	47.1
PUNTS-Yards	20-827	22-851
Average Per Punt	41.3	38.7
Net punt average	37.8	32.7
KICKOFFS-Yards	49-3150	45-2822
Average Per Kick	64.3	62.7
Net kick average	40.0	38.1
TIME OF POSSESSION/Game	32:42	27:18
3RD-DOWN Conversions	54/93	48/93
3rd-Down Pct	58%	52%
4TH-DOWN Conversions	7/9	5/10
4th-Down Pct	78%	50%
SACKS BY-Yards	11-58	7-39
MISC YARDS	0	0
TOUCHDOWNS SCORED	40	29
FIELD GOALS-ATTEMPTS	7-12	8-10
ON-SIDE KICKS	0-3	0-0
RED-ZONE SCORES	(33-41) 80%	(22-26) 85%
RED-ZONE TOUCHDOWNS	(28-41) 68%	(17-26) 65%
PAT-ATTEMPTS	(36-36) 100%	(24-25) 96%
ATTENDANCE	195078	190052
Games/Avg Per Game	4/48770	4/47513

SCORING	1st	2nd	3rd	4th	OT	Total
Georgia Tech	76	74	42	105	-	297
Opponents	55	64	57	50	-	226

RUSHING	GP	Att	Gain	Loss	Net	Avg	TD	Long	Avg/G
Justin Thomas	8	123	789	72	717	5.8	4	33	89.6
Zach Laskey	7	120	597	2	595	5.0	5	26	85.0
Charles Perkins	7	24	265	4	261	10.9	0	63	37.3
Tony Zenon	8	29	233	13	220	7.6	4	57	27.5
Synjyn Days	8	38	199	0	199	5.2	1	15	24.9
Broderick Snoddy	7	14	146	3	143	10.2	3	34	20.4
Deon Hill	8	18	115	4	111	6.2	2	18	13.9
DeAndre Smelter	8	2	96	0	96	48.0	1	75	12.0
B.J. Bostic	8	15	98	5	93	6.2	1	19	11.6
Tim Byerly	4	25	99	14	85	3.4	5	17	21.2
Matt Connors	8	6	60	0	60	10.0	1	25	7.5
Dennis Andrews	5	4	27	1	26	6.5	0	15	5.2
Ryan Rodwell	8	1	10	0	10	10.0	0	10	1.2
Total.....	8	423	2734	125	2609	6.2	27	75	326.1
Opponents.....	8	281	1682	169	1513	5.4	19	92	189.1

PASSING	G	Effic	Comp-Att-Int	Pct	Yds	TD	Lng	Avg/G
Justin Thomas	8	154.96	55-115-3	47.8	1106	11	79	138.2
Tim Byerly	4	159.09	7-11-0	63.6	125	0	30	31.2
B.J. Bostic	8	226.00	1-1-0	100.0	15	0	15	1.9
Total.....	8	153.46	63-129-3	48.8	1246	11	79	155.8
Opponents.....	8	138.20	158-242-9	65.3	1922	10	68	240.2

RECEIVING	G	No.	Yds	Avg	TD	Long	Avg/G
DeAndre Smelter	8	20	462	23.1	5	71	57.8
Darren Waller	6	10	205	20.5	2	55	34.2
Tony Zenon	8	7	146	20.9	1	33	18.2
Deon Hill	8	7	138	19.7	1	47	17.2
Zach Laskey	7	6	49	8.2	1	24	7.0
Micheal Summers	8	5	34	6.8	0	13	4.2
Broderick Snoddy	7	3	100	33.3	0	65	14.3
Charles Perkins	7	3	84	28.0	1	79	12.0
Tim Byerly	4	1	15	15.0	0	15	3.8
B.J. Bostic	8	1	13	13.0	0	13	1.6
Total.....	8	63	1246	19.8	11	79	155.8
Opponents.....	8	158	1922	12.2	10	68	240.2

TOTAL OFFENSE	G	Plays	Rush	Pass	Total	Avg/G
Justin Thomas	8	238	717	1106	1823	227.9
Zach Laskey	7	120	595	0	595	85.0
Charles Perkins	7	24	261	0	261	37.3
Tony Zenon	8	29	220	0	220	27.5
Tim Byerly	4	36	85	125	210	52.5
Synjyn Days	8	38	199	0	199	24.9
Broderick Snoddy	7	14	143	0	143	20.4
Deon Hill	8	18	111	0	111	13.9
B.J. Bostic	8	16	93	15	108	13.5
DeAndre Smelter	8	2	96	0	96	12.0
Matt Connors	8	6	60	0	60	7.5
Dennis Andrews	5	4	26	0	26	5.2
Ryan Rodwell	8	1	10	0	10	1.2
Total.....	8	552	2609	1246	3855	481.9
Opponents.....	8	523	1513	1922	3435	429.4

SCORING	TD	FGs	PAT					DXP	Saf	Points
			Kick	Rush	Rcv	Pass				
Harrison Butker	0	7-12	36-36	0-0	0	0-0	0	0	57	
Zach Laskey	6	0-0	0-0	0-1	0	0-0	0	0	36	
DeAndre Smelter	6	0-0	0-0	0-0	0	0-0	0	0	36	
Tony Zenon	5	0-0	0-0	0-0	0	0-0	0	0	30	
Tim Byerly	5	0-0	0-0	0-0	0	0-1	0	0	30	
Justin Thomas	4	0-0	0-0	0-1	0	0-1	0	0	24	
Broderick Snoddy	3	0-0	0-0	0-0	0	0-0	0	0	18	
Deon Hill	3	0-0	0-0	0-0	0	0-0	0	0	18	
Darren Waller	2	0-0	0-0	0-0	0	0-0	0	0	12	
Synjyn Days	1	0-0	0-0	0-0	0	0-0	0	0	6	
Charles Perkins	1	0-0	0-0	0-0	0	0-0	0	0	6	
P.J. Davis	1	0-0	0-0	0-0	0	0-0	0	0	6	
Quayshawn Nealy	1	0-0	0-0	0-0	0	0-0	0	0	6	
Matt Connors	1	0-0	0-0	0-0	0	0-0	0	0	6	
B.J. Bostic	1	0-0	0-0	0-0	0	0-0	0	0	6	
Total.....	40	7-12	36-36	0-2	0	0-2	0	0	297	
Opponents.....	29	8-10	24-25	0-1	2	2-3	0	0	226	



2014 STATISTICS

6-2 Overall / 3-2 ACC / 3-1 Home / 3-1 Road / 0-0 Neutral

PUNT RETURNS	No.	Yds	Avg	TD	Long
Jamal Golden	4	19	4.8	0	28
Matt Connors	1	6	6.0	0	0
Beau Hankins	0	46	0.0	0	46
Total.....	5	71	14.2	0	46
Opponents.....	9	51	5.7	0	11

INTERCEPTIONS	No.	Yds	Avg	TD	Long
Jamal Golden	2	2	1.0	0	2
Isaiah Johnson	1	19	19.0	0	19
Demond Smith	1	0	0.0	0	0
Corey Griffin	1	0	0.0	0	0
Quayshawn Nealy	1	10	10.0	1	10
P.J. Davis	1	41	41.0	1	41
Lawrence Austin	1	0	0.0	0	0
D.J. White	1	0	0.0	0	0
Total.....	9	72	8.0	2	41
Opponents.....	3	24	8.0	0	23

KICK RETURNS	No.	Yds	Avg	TD	Long
Jamal Golden	18	510	28.3	0	68
Broderick Snoddy	5	112	22.4	0	29
Deon Hill	2	19	9.5	0	12
Matt Connors	1	8	8.0	0	8
Anthony Harrell	1	9	9.0	0	9
Total.....	27	658	24.4	0	68
Opponents.....	14	338	24.1	0	39

FUMBLE RETURNS	No.	Yds	Avg	TD	Long
Isaiah Johnson	1	7	7.0	0	7
Total.....	1	7	7.0	0	7
Opponents.....	1	10	10.0	0	10

KICKOFFS	No.	Yds	Avg	TB	OB	Retn	Net	YdLn
Harrison Butker	49	3150	64.3	34	1			
Total.....	49	3150	64.3	34	1	338	40.0	24
Opponents.....	45	2822	62.7	18	0	658	38.1	26

ALL PURPOSE	G	Rush	Rec	PR	KOR	IR	Tot	Avg/G
Justin Thomas	8	717	0	0	0	0	717	89.6
Zach Laskey	7	595	49	0	0	0	644	92.0
DeAndre Smelter	8	96	462	0	0	0	558	69.8
Jamal Golden	8	0	0	19	510	2	531	66.4
Tony Zenon	8	220	146	0	0	0	366	45.8
Broderick Snoddy	7	143	100	0	112	0	355	50.7
Charles Perkins	7	261	84	0	0	0	345	49.3
Deon Hill	8	111	138	0	19	0	268	33.5
Darren Waller	6	0	205	0	0	0	205	34.2
Synjyn Days	8	199	0	0	0	0	199	24.9
B.J. Bostic	8	93	13	0	0	0	106	13.2
Tim Byerly	4	85	15	0	0	0	100	25.0
Matt Connors	8	60	0	6	8	0	74	9.2
Beau Hankins	8	0	0	46	0	0	46	5.8
P.J. Davis	8	0	0	0	0	41	41	5.1
Micheal Summers	8	0	34	0	0	0	34	4.2
Dennis Andrews	5	26	0	0	0	0	26	5.2
Isaiah Johnson	7	0	0	0	0	19	19	2.7
Quayshawn Nealy	8	0	0	0	0	10	10	1.2
Ryan Rodwell	8	10	0	0	0	0	10	1.2
Anthony Harrell	7	0	0	0	9	0	9	1.3
Total.....	8	2609	1246	71	658	72	4656	582.0
Opponents.....	8	1513	1922	51	338	24	3848	481.0

PUNTING	No.	Yds	Avg	Long	TB	FC	I20	Blkd
Ryan Rodwell	20	827	41.3	55	1	6	11	0
Total.....	20	827	41.3	55	1	6	11	0
Opponents.....	22	851	38.7	61	3	10	6	1

FIELD GOALS	M-A	Pct	01-19	20-29	30-39	40-49	50-99	Lg	Blk
Harrison Butker	7-12	58.3	0-0	4-4	1-5	2-2	0-1	46	0

FIELD GOAL SEQUENCE	Georgia Tech	Opponents
Wofford	31,(30)	(39),(51)
Tulane	33,(46)	27
Georgia Southern	-	(27)
Virginia Tech	(43),30,(24)	(42),(33),(36),32
Miami	(27)	-
Duke	(27),(26),52	(34)
North Carolina	(27)	-
Pittsburgh	37	-
Virginia		
NC State		
Clemson		
Georgia		

Numbers in (parentheses) indicate field goal was made



2014 STATISTICS

6-2 Overall / 3-2 ACC / 3-1 Home / 3-1 Road / 0-0 Neutral

DEFENSE	GP-S	Tackles			TFL/Yds	Sacks		Pass Def			Fumbles		Blkd Kick	Saf
		Solo	Ast	Total		No-Yards	Int-Yds	BrUp	QBH	Rcv-Yds	FF			
P.J. Davis	8-8	51	12	63	5.5-18	2.5-10	1-41	.	1	.	2	.	.	
Quayshawn Nealy	8-8	41	15	56	5.5-31	1.0-4	1-10	2	1	2-0	.	.	.	
Demond Smith	8-5	35	9	44	1.0-1	.	1-0	2	.	1-0	1	.	.	
Isaiah Johnson	7-6	32	10	42	1.0-1	.	1-19	4	.	1-7	1	.	.	
D.J. White	8-8	31	9	40	1.5-2	.	1-0	2	1	.	1	.	.	
Jamal Golden	8-8	24	8	32	2.0-7	.	2-2	2	.	.	2	.	.	
KeShun Freeman	8-6	23	6	29	7.0-22	2.5-10	.	.	2	1-0	.	.	.	
Shawn Green	8-8	14	4	18	4.5-10	1.5-5	.	2	1	
Adam Gotsis	8-8	13	5	18	4.5-22	2.0-17	.	2	1	
Chris Milton	8-8	13	2	15	1.0-4	.	.	3	.	.	.	2	.	
Tyler Marcordes	8-5	8	6	14	
Lawrence Austin	7-0	6	5	11	.	.	1-0	.	.	.	1	.	.	
Patrick Gamble	8-0	7	4	11	1.5-5	1	.	.	
Kyle Travis	7-4	5	5	10	1.5-5	.	.	1	.	1-0	.	.	.	
Rod Rook-Chungong	7-4	8	2	10	1.5-9	0.5-4	.	1	
Corey Griffin	8-0	7	1	8	.	.	1-0	2	
Anthony Harrell	7-0	7	.	7	1	
Domonique Noble	6-0	5	.	5	
Tyler Stargel	8-2	4	1	5	1.0-8	1.0-8	.	1	
Lance Austin	8-0	3	2	5	.	.	.	1	
Lynn Griffin	6-0	2	1	3	
Beau Hankins	8-0	2	1	3	
Tremayne McNair	6-0	2	.	2	.	.	.	1	
Francis Kallon	4-0	1	1	2	
Micheal Summers	8-6	1	.	1	
Shaquille Mason	8-8	1	.	1	
Ryan Rodwell	8-0	1	.	1	
Zach Laskey	7-7	1	.	1	
Sean Tobin	8-0	1	.	1	
Tyler Merriweather	3-0	1	.	1	
Chase Alford	8-0	.	1	1	
Step Durham	4-0	1	.	1	.	.	.	1	
Harrison Butker	8-0	.	1	1	
Matt Connors	8-0	.	1	1	1	.	
Chaz Cheeks	2-0	1	
Total.....	8-0	352	112	464	39-145	11-58	9-72	28	8	7-7	10	3	.	
Opponents.....	8-0	394	114	508	31.0-94	7-39	3-24	15	15	6-10	3	.	.	



2014 STATISTICS

6-2 Overall / 3-2 ACC / 3-1 Home / 3-1 Road / 0-0 Neutral

GAME-BY-GAME COMPARISON

	FINAL SCORE	QUARTERS					1ST DOWNS		RUSHING		PASSING		TOTAL OFF		PENALTY		3RD		4TH		RED ZONE		SACK BY		FIELD GOALS		POSSESSION TIME				
		1	2	3	4	OT	R-P-P-E	TOT	NO-YDS-TD	C-A-I	YDS	TD	ATT-YDS	F-FL	NO-YDS	DNS	DNS	NO-YDS	DNS	NO-YDS	GOALS	1	2	3	4	TOTAL					
Wofford	19	3	6	3	7	--	12-3-1-0	16	47-271-2	7-13-0	55	0	60-326	1-0	5-46	5-13	1-2	1-1	0-0	2-2	8:57	6:15	8:45	7:29	31:26						
Ga Tech <	38	7	3	14	14	--	12-9-0-0	21	43-226-3	11-16-0	282	2	59-508	1-0	5-50	5-10	2-2	5-6	0-0	1-2	6:03	8:45	6:15	7:31	28:34						
Tulane	21	14	7	0	0	--	6-10-1-0	17	25-96-1	17-35-3	231	2	60-327	0-0	10-69	5-11	0-2	1-2	1-7	0-1	7:53	5:51	6:11	7:10	27:05						
Ga Tech <	38	7	17	7	7	--	20-2-2-0	24	57-344-4	3-8-1	15	0	65-359	3-2	4-35	10-12	0-0	4-6	3-17	1-2	7:07	9:09	8:49	7:50	32:55						
Ga Southern	38	7	3	20	8	--	12-9-1-0	22	38-283-4	13-22-0	245	1	60-528	3-1	5-60	5-10	1-1	3-3	1-8	1-1	2:46	5:45	8:31	8:16	25:18						
Ga Tech <	42	14	21	0	7	--	19-7-2-0	28	53-348-2	11-24-0	188	4	77-536	0-0	4-55	8-14	1-1	5-5	1-7	0-0	12:14	9:15	6:29	6:44	34:42						
Va Tech	24	3	13	0	8	--	7-17-0-0	24	33-127-2	28-39-3	297	0	72-424	1-0	12-79	8-14	0-0	3-4	1-4	3-4	8:53	7:07	8:11	6:29	30:40						
Ga Tech <	27	3	7	0	17	--	12-6-1-0	19	44-250-1	7-18-0	125	1	62-375	1-1	8-60	4-12	1-2	2-3	1-8	2-3	6:07	7:53	6:49	8:31	29:20						
Miami	17	14	0	3	0	--	6-11-2-0	19	19-107-1	16-25-2	245	1	44-352	0-0	5-38	1-5	1-1	1-2	1-8	1-1	5:13	4:37	4:45	4:40	19:15						
Ga Tech <	28	7	7	7	7	--	18-2-1-0	21	65-318-4	4-7-0	53	0	72-371	0-0	7-69	9-14	2-2	4-4	2-9	0-0	9:47	10:23	10:15	10:20	40:45						
Duke <	31	7	7	10	7	--	16-5-4-0	25	48-242-3	15-25-0	131	1	73-373	0-0	5-35	6-13	0-1	5-5	1-8	1-1	5:46	7:31	7:52	8:35	29:44						
Ga Tech	26	3	9	0	13	--	17-9-0-0	26	46-282-3	14-26-2	201	0	72-483	1-1	8-69	7-11	0-0	5-6	0-0	2-3	9:14	7:29	7:08	6:25	30:16						
UNC <	48	7	14	14	13	--	12-19-0-0	31	41-189-3	38-47-1	390	4	88-579	0-0	4-35	10-15	2-2	5-5	2-4	0-0	6:53	5:57	7:52	7:48	28:30						
Ga Tech	43	7	10	7	19	--	22-7-0-0	29	51-376-3	8-18-0	235	3	69-611	1-1	5-32	5-8	0-0	4-4	1-1	1-1	8:07	9:03	7:08	7:12	31:30						
Pitt	28	0	14	7	7	--	5-14-0-0	19	31-198-3	23-35-0	328	1	66-526	7-6	2-15	8-12	0-1	3-4	0-0	0-0	6:18	9:01	4:55	6:14	26:28						
Ga Tech <	56	28	0	7	21	--	23-4-0-0	27	64-465	5-12-0	147	1	76-612	2-1	3-15	6-12	1-2	4-7	3-20	0-1	8:42	5:59	10:05	8:46	33:32						

GEORGIA TECH IN THE RED ZONE 33 of 41 (80.5%) -- TD PCT: 28 of 41 (68.3%)

	TIMES		TOT	RUSH		PASS		FGS	 FAILED TO SCORE INSIDE RZ					
	IN RZ	SCORED PTS		TDS	TDS	TDS	MADE	FGA	DOWN	INT	FUMB	HALF GAME			
Wofford	6	5	31	4	3	1	1	1	0	0	0	0	0	0	0
at Tulane	6	4	28	4	4	0	0	1	0	0	0	1	0	0	
Ga Southern	5	5	35	5	2	3	0	0	0	0	0	0	0	0	
Va Tech	3	2	10	1	1	0	1	1	0	0	0	0	0	0	
Miami	4	4	28	4	4	0	0	0	0	0	0	0	0	0	
Duke	6	5	25	3	3	0	2	0	0	1	0	0	0	0	
North Carolina	4	4	23	3	2	1	1	0	0	0	0	0	0	0	
Pitt	7	4	28	4	4	0	0	1	1	0	1	0	0	0	
Totals	41	33	208	28	23	5	5	4	1	1	1	1	0	0	

OPPONENTS IN THE RED ZONE 22 of 26 (84.6%) -- TD PCT: 17 of 26 (65.4%)

	TIMES		TOT	RUSH		PASS		FGS	 FAILED TO SCORE INSIDE RZ				
	IN RZ	SCORED PTS		TDS	TDS	TDS	MADE	FGA	DOWN	INT	FUMB	HALF GAME		
Wofford	1	1	7	1	1	0	0	0	0	0	0	0	0	0
at Tulane	2	1	7	1	0	1	0	1	0	0	0	0	0	0
Ga Southern	3	3	18	2	2	0	1	0	0	0	0	0	0	0
Va Tech	4	3	13	1	1	0	2	1	0	0	0	0	0	0
Miami	2	1	3	0	0	0	1	0	0	1	0	0	0	0
Duke	5	5	31	4	3	1	1	0	0	0	0	0	0	0
North Carolina	5	5	34	5	3	2	0	0	0	0	0	0	0	0
Pitt	4	3	21	3	3	0	0	0	1	0	0	0	0	0
Totals	26	22	134	17	13	4	5	2	1	1	0	0	0	0



2014 STATISTICS

6-2 Overall / 3-2 ACC / 3-1 Home / 3-1 Road / 0-0 Neutral

INDIVIDUAL GAME-BY-GAME PASSING

THOMAS, J.	ATT	COMP	INT	PCT	YARDS	TD	LONG	SACK	YDS	EFFIC
Wofford	15	11	0	73.3	282	2	71	0	0	275.3
at Tulane	8	3	1	37.5	15	0	11	1	7	28.2
Georgia Southern	24	11	0	45.8	188	4	57	1	8	166.6
at Virginia Tech	18	7	0	38.9	125	1	31	1	4	115.6
Miami	7	4	0	57.1	53	0	30	1	8	120.7
Duke	15	6	2	40.0	61	0	26	0	0	47.5
at North Carolina	18	8	0	44.4	235	3	55	2	4	209.1
at Pittsburgh										
Virginia										
at NC State										
Clemson										
at Georgia										
TOTALS	105	50	3	47.6	959	10	71	6	31	150.1

BYERLY, T.	ATT	COMP	INT	PCT	YARDS	TD	LONG	SACK	YDS	EFFIC
Wofford	DNP									
at Tulane	0	0	0	--	0	0	--	--	--	--
Georgia Southern	0	0	0	--	0	0	--	--	--	--
at Virginia Tech	DNP									
Miami	DNP									
Duke	10	7	0	70.0	125	0	30	1	8	175.0
at North Carolina	DNP									
at Pittsburgh										
Virginia										
at NC State										
Clemson										
at Georgia										
TOTALS	10	7	0	70.0	125	0	30	1	8	175.0

INDIVIDUAL GAME-BY-GAME RUSHING

	No-Yds/TD	WOFF	TUL	GSU	VT	MIAMI	DUKE	UNC	PITT	VIR	NCST	CLEM	UGA
Thomas, J. QB	123-717/4	13-71/0	10-70/0	20-137/1	22-165/1	13-27/1	15-119/0	15-36/0	15-92/1				
Laskey, Z. RB	120-595/5	15-70/2	12-86/0	17-80/0	17-80/0	29-133/0	15-72/1	15-74/2	DNP				
Perkins, C. RB	24-261/0	3-19/0	4-33/0	2-59/0	DNP	7-65/0	1-6/0	7-79/0	-				
Zenon, T. RB	29-220/4	1-14/0	8-62/2	2-11/0	2-3/0	5-22/1	4-6/0	4-36/0	3-66/1				
Days, S. RB	38-199/1	5-23/1	1-3/0	2-12/0	1-6/0	3-19/0	1-1/0	3-25/0	22-110/0				
Snoddy, B. RB	14-143/3	1-9/0	2-13/0	-	-	DNP	-	5-39/0	6-82/3				
Hill, D. RB	18-111/2	-	6-43/0	4-18/0	-	2-16/1	1-5/0	1-12/0	4-17/1				
Smelter, D. WR	2-96/1	-	-	-	-	-	1-21/0	1-75/1	-				
Bostic, B. RB	15-93/1	3-17/0	4-13/0	2-16/0	1-2/0	2-21/1	2-22/0	-	1-6/0				
Byerly, T. QB	25-85/5	DNP	10-21/2	2-1/1	DNP	DNP	6-30/2	DNP	7-33/0				
Connors, M. RB	6-60/1	1-4/0	-	-	-	-	-	-	5-56/1				
Andrews, D. RB	4-26/0	DNP	DNP	2-14/0	-	1-9/0	DNP	-	1-3/0				
Rodwell, R.	1-10/0	-	-	-	-	1-10/0	-	-	-				

INDIVIDUAL GAME-BY-GAME RECEIVING

	No-Yds/TD	WOFF	TUL	GSU	VT	MIAMI	DUKE	UNC	PITT	VIR	NCST	CLEM	UGA
Smelter, D. WR	20-462/5	5-132/2	-	4-106/1	5-101/1	-	2-21/0	2-58/1	2-44/0				
Waller, D. WR	10-205/2	DNP	DNP	2-30/1	-	-	5-96/0	1-55/1	2-24/0				
Zenon, T. RB	7-146/1	3-70/0	-	-	-	2-39/0	-	2-37/1	-				
Hill, D. RB	7-138/1	-	1-11/0	1-13/1	1-19/0	-	3-48/0	1-47/0	-				
Snoddy, B. RB	3-100/0	1-65/0	-	1-2/0	-	DNP	-	1-33/0	-				
Perkins, C. RB	3-84/1	-	1-4/0	1-1/0	DNP	-	-	-	1-79/1				
Laskey, Z. RB	6-49/1	-	1-0/0	2-36/1	1-5/0	-	1-3/0	1-5/0	DNP				
Summers, M. WR	5-34/0	2-15/0	-	-	-	2-14/0	1-5/0	-	-				
Byerly, T. QB	1-15/0	DNP	-	-	DNP	DNP	1-15/0	DNP	-				
Bostic, B. RB	1-13/0	-	-	-	-	-	1-13/0	-	-				



2014 STATISTICS

6-2 Overall / 3-2 ACC / 3-1 Home / 3-1 Road / 0-0 Neutral

INDIVIDUAL GAME-BY-GAME PUNT RETURNS

	No-Yds	WOFF	TUL	GSU	VT	MIAMI	DUKE	UNC	PITT	VIR	NCST	CLEM	UGA
Golden, J.	3-19	2-24	-	-	-	-	-	1-(-5)	1-0				
Connors, M.	1-6	-	1-6	-	-	-	-	-	-				

INDIVIDUAL GAME-BY-GAME KICKOFF RETURNS

	No-Yds	WOFF	TUL	GSU	VT	MIAMI	DUKE	UNC	PITT	VIR	NCST	CLEM	UGA
Golden, J.	18-510	5-140	2-51	2-36	1-21	2-67	2-119	2-43	2-33				
Snoddy, B.	5-112	-	1-18	2-39	1-29	DNP	-	1-26	-				
Hill, D.	2-19	-	-	-	-	-	2-19	-	-				
Harrell, A.	1-9	DNP	-	-	-	-	-	1-9	-				
Connors, M.	1-8	-	-	-	1-8	-	-	-	-				

INDIVIDUAL GAME-BY-GAME ALL-PURPOSE YARDS

	No-Yds	WOFF	TUL	GSU	VT	MIAMI	DUKE	UNC	PITT	VIR	NCST	CLEM	UGA
Laskey, Z.	644	70	86	116	85	133	75	79					
Thomas, J.	625	71	70	137	165	27	119	36					
Smelter, D.	514	132	-	106	101	-	42	133					
Golden, J.	498	164	51	36	21	67	119	40					
Zenon, T.	300	84	62	11	3	61	6	73					
Snoddy, B.	273	74	31	41	29	DNP	-	98					
Perkins, C.	266	19	37	60	DNP	65	6	79					
Hill, D.	251	-	54	31	19	16	72	59					
Waller, D.	181	DNP	DNP	30	-	-	96	55					
Bostic, B.	100	17	13	16	-2	21	35	-					
Days, S.	89	23	3	12	6	19	1	25					
Byerly, T.	67	DNP	21	1	DNP	DNP	45	DNP					
Hankins, B.	46	-	46	-	-	-	-	-					
Davis, P.	41	-	-	-	41	-	-	-					
Summers, M.	34	15	-	-	-	14	5	-					
Andrews, D.	23	DNP	DNP	14	-	9	DNP	-					
Johnson, I.	19	-	DNP	-	-	19	-	-					
Connors, M.	18	4	6	-	8	-	-	-					
Rodwell, R.	10	-	-	-	-	10	-	-					
Nealy, Q.	10	-	10	-	-	-	-	-					
Harrell, A.	9	DNP	-	-	-	-	-	9					

INDIVIDUAL GAME-BY-GAME INTERCEPTIONS

	No-Yds	WOFF	TUL	GSU	VT	MIAMI	DUKE	UNC	PITT	VIR	NCST	CLEM	UGA
Smith, D.	1-0	-	1-0	-	-	-	-	-	-				
Nealy, Q.	1-10	-	1-10	-	-	-	-	-	-				
Austin, Law.	1-0	-	1-0	-	-	-	-	-	-				
White, D.	1-0	-	-	-	1-0	-	-	-	-				
Griffin, Co.	1-0	-	-	-	1-0	-	-	-	-				
Davis, P.	1-41	-	-	-	1-41	-	-	-	-				
Johnson, I.	1-19	-	-	-	-	1-19	-	-	-				
Golden, J.	1-0	-	-	-	-	1-0	-	1-2	-				

INDIVIDUAL GAME-BY-GAME FUMBLES

	FORCED-REC	WOFF	TUL	GSU	VT	MIAMI	DUKE	UNC	PITT	VIR	NCST	CLEM	UGA
Gamble, P.	1-0	1-0	-	-	-	-	-	-	-				
Golden, J.	2-0	-	-	1-0	-	-	-	-	1-0				
Smith, D.	1-1	-	-	1-0	-	-	-	-	0-1				
Freeman, K.	0-1	-	-	0-1	-	-	-	-	-				
Austin, Law.	1-0	-	-	-	1-0	-	-	-	-				
Johnson, I.	1-1	-	-	-	-	-	-	-	1-1				
Nealy, Q.	0-2	-	-	-	-	-	-	-	0-2				
Davis, P.	2-0	-	-	-	-	-	-	-	2-0				
White, D.	1-0	-	-	-	-	-	-	-	1-0				
Travis, K.	0-1	-	-	-	-	-	-	-	0-1				



2014 STATISTICS

6-2 Overall / 3-2 ACC / 3-1 Home / 3-1 Road / 0-0 Neutral

INDIVIDUAL GAME-BY-GAME TACKLES

	Solo-Assist	Total	WOFF	TUL	GSU	VT	MIAMI	DUKE	UNC	PITT	VIR	NCST	CLEM	UGA
Davis, P. LB	51-12	63	5-0	5-0	6-1	4-5	9-0	6-2	11-3	5-1				
Nealy, Q. LB	41-15	56	5-1	4-0	8-0	3-5	3-1	8-2	7-2	3-4				
Smith, D. DB	35-9	44	5-1	3-2	4-0	3-2	2-1	6-1	9-1	3-1				
Johnson, I. DB	32-10	42	3-0	DNP	2-0	3-3	5-0	5-0	6-1	8-6				
White, D. DB	31-9	40	2-1	4-0	2-0	7-3	2-0	5-0	8-3	1-2				
Golden, J. DB	24-8	32	1-0	2-0	5-1	2-4	4-0	1-0	5-2	4-1				
Freeman, K. DL	23-6	29	4-0	1-1	4-0	1-4	1-0	6-0	3-1	3-0				
Green, S. DL	14-4	18	4-0	2-0	0-1	3-1	1-0	2-0	2-1	0-1				
Gotsis, A. DL	13-5	18	3-0	-	2-0	1-4	2-0	1-0	2-1	2-0				
Milton, C. DB	13-2	15	1-0	3-0	3-0	2-0	-	1-0	1-1	2-1				
Marcordes, T. LB	8-6	14	1-1	1-2	3-0	0-2	-	-	2-1	1-0				
Austin, Law. DB	6-5	11	0-1	0-1	1-0	1-2	-	4-1	-	DNP				
Gamble, P. DL	7-4	11	4-0	0-2	1-0	0-2	1-0	1-0	-	-				
Travis, K. LB	5-5	10	-	-	DNP	0-2	-	4-0	1-2	0-1				
Chungong, R. DL	8-2	10	4-1	2-0	0-1	1-0	-	1-0	DNP	-				
Griffin, Co. DB	7-1	8	-	-	1-0	3-1	-	1-0	1-0	1-0				
Harrell, A. LB	7-0	7	DNP	3-0	1-0	-	2-0	-	-	1-0				
Austin, Lan. DB	3-2	5	2-0	0-1	-	0-1	-	1-0	-	-				
Noble, D. DB	5-0	5	3-0	1-0	DNP	-	1-0	-	-	DNP				
Stargel, T. DL	4-1	5	2-0	1-1	-	1-0	-	-	-	-				
Griffin, L. DB	2-1	3	DNP	DNP	1-0	1-0	-	-	-	0-1				
Hankins, B. LB	2-1	3	-	-	-	-	-	1-0	1-1	-				
Kallon, F. DL	1-1	2	DNP	-	DNP	1-1	-	DNP	DNP	-				
McNair, T. LB	2-0	2	-	1-0	-	-	DNP	DNP	-	1-0				
Alford, C. LB	0-1	1	-	-	-	-	-	-	0-1	-				
Laskey, Z.	1-0	1	-	-	-	-	-	1-0	-	DNP				
Tobin, S. LS	1-0	1	-	-	-	-	-	-	-	1-0				
Connors, M.	0-1	1	-	-	-	-	-	-	0-1	-				
Mason, S.	1-0	1	-	1-0	-	-	-	-	-	-				
Durham, S. DB	1-0	1	-	1-0	DNP	DNP	DNP	-	DNP	-				
Rodwell, R. P	1-0	1	-	-	-	-	1-0	-	-	-				
Merriweather, T DL	1-0	1	1-0	-	DNP	DNP	DNP	DNP	-	DNP				
Summers, M.	1-0	1	-	1-0	-	-	-	-	-	-				
Butker, H.	0-1	1	-	-	-	-	-	-	-	0-1				

INDIVIDUAL GAME-BY-GAME SACKS

	Solo-Assist	Total	WOFF	TUL	GSU	VT	MIAMI	DUKE	UNC	PITT	VIR	NCST	CLEM	UGA
Davis, P. LB	2-1	2.5	-	-	-	-	1-0-6	-	0-5-1	1-0-3				
Freeman, K. DL	2-1	2.5	-	1-0-3	-	0-5-4	1-0-3	-	-	-				
Gotsis, A. DL	2-0	2.0	-	-	-	-	-	-	-	2-0-17				
Green, S. DL	1-1	1.5	-	1-0-2	0-5-3	-	-	-	-	-				
Stargel, T. DL	1-0	1.0	-	1-0-8	-	-	-	-	-	-				
Nealy, Q. LB	0-2	1.0	-	-	-	0-5-4	-	-	0-5-0	-				
Chungong, R. DL	0-1	0.5	-	-	0-5-4	-	-	-	DNP	-				

INDIVIDUAL GAME-BY-GAME TACKLES FOR LOSS

	Solo-Assist	Total	WOFF	TUL	GSU	VT	MIAMI	DUKE	UNC	PITT	VIR	NCST	CLEM	UGA
Freeman, K. DL	6-2	7.0	1-0-7	1-0-3	-	1-0-4	1-0-3	1-0-2	2-0-3	-				
Nealy, Q. LB	4-3	5.5	-	1-0-4	-	2-0-10	-	2-0-17	0-5-0	-				
Davis, P. LB	5-1	5.5	-	-	-	-	1-0-6	1-0-1	0-5-1	3-0-10				
Green, S. DL	4-1	4.5	2-0-3	1-0-2	0-5-3	-	-	-	1-0-2	-				
Gotsis, A. DL	4-1	4.5	-	-	1-0-3	0-5-1	1-0-1	-	-	2-0-17				
Golden, J. DB	2-0	2.0	-	-	2-0-7	-	-	-	-	-				
Chungong, R. DL	1-1	1.5	-	1-0-5	0-5-4	-	-	-	DNP	-				
White, D. DB	1-1	1.5	-	-	-	1-5-2	-	-	-	-				
Travis, K. LB	1-1	1.5	-	-	DNP	0-5-1	-	1-0-4	-	-				
Gamble, P. DL	1-1	1.5	1-0-5	-	-	0-5-0	-	-	-	-				
Smith, D. DB	1-0	1.0	1-0-1	-	-	-	-	-	-	-				
Stargel, T. DL	1-0	1.0	-	1-0-8	-	-	-	-	-	-				
Johnson, I. DB	1-0	1.0	1-0-1	DNP	-	-	-	-	-	-				
Milton, C. DB	1-0	1.0	-	-	-	1-0-4	-	-	-	-				



2014 STATISTICS

6-2 Overall / 3-2 ACC / 3-1 Home / 3-1 Road / 0-0 Neutral

GEORGIA TECH SCORING DRIVES

	QTR	TD	FG	PLAYERS	PLAY	PLAYS	YDS	TIME
Wofford	1	X		Zach Laskey	4-yard rush	9	78	4:25
	2		X	Harrison Butker	30-yard FG	4	37	0:41
	3	X		Justin Thomas to DeAndre Smelter	19-yard pass	11	72	5:41
	3	X		Justin Thomas to DeAndre Smelter	71-yard pass	1	71	0:17
	4	X		Zack Laskey	11-yard rush	3	80	1:08
Tulane	4	X		Synjyn Days	4-yard rush	10	54	5:19
	1	X		Tim Byerly	1-yard rush	10	75	5:57
	2	X		Quayshawn Nealy	10-yard INT return			
	2	X		Tony Zenon	19-yard rush	3	30	1:28
	2		X	Harrison Butker	46-yard FG	4	16	0:21
Ga So	3	X		Tony Zenon	2-yard rush	12	76	6:42
	4	X		Tim Byerly	1-yard rush	3	1	1:25
	1	X		Justin Thomas	8-yard rush	3	75	1:15
	1	X		Justin Thomas to Zach Laskey	12-yard pass	10	84	4:16
	2	X		Tim Byerly	1-yard rush	14	84	7:20
Va Tech	2	X		Justin Thomas to Darren Waller	4-yard pass	9	68	4:58
	2	X		Justin Thomas to DeAndre Smelter	57-yard pass	5	86	2:28
	4	X		Justin Thomas to Deon Hill	13-yard pass	11	72	3:49
	1		X	Harrison Butker	43-yard FG	7	52	4:04
	2	X		Justin Thomas	2-yard rush	7	70	2:27
Miami	4	X		Paul Davis	41-yard INT return			
	4	X		Justin Thomas to DeAndre Smelter	31-yard pass	9	67	3:18
	4		X	Harrison Butker	24-yard FG	7	33	1:58
	1	X		Justin Thomas	1-yard rush	8	62	4:19
	2	X		Tony Zenon	6-yard rush	9	69	4:55
Duke	3	X		B.J. Bostic	2-yard rush	13	75	6:50
	4	X		Deon Hill	8-yard rush	13	75	6:54
	1		X	Harrison Butker	27-yard FG	14	70	6:39
	2		X	Harrison Butker	26-yard FG	6	20	3:09
	2	X		Zach Laskey	4-yard rush	12	75	3:56
UNC	4	X		Tim Byerly	11-yard rush	9	73	3:09
	4	X		Tim Byerly	1-yard rush	9	89	1:52
	1	X		Zach Laskey	3-yard rush	12	70	6:13
	2		X	Harrison Butker	27-yard FG	10	63	5:21
	2	X		Justin Thomas to Tony Zenon	12-yard pass	5	75	1:25
Pitt	3	X		Justin Thomas to Darren Waller	55-yard pass	7	75	3:00
	4	X		Justin Thomas to DeAndre Smelter	46-yard pass	6	83	2:46
	4	X		Zach Laskey	14-yard rush	9	72	4:28
	4	X		DeAndre Smelter	75-yard rush	5	87	2:17
	1	X		Broderick Snoddy	4-yard rush	3	38	1:22
UNC	1	X		Justin Thomas to Charles Perkins	79-yard pass	3	80	1:37
	1	X		Justin Thomas	14-yard rush	1	14	0:06
	1	X		Broderick Snoddy	34-yard rush	2	35	0:43
	3	X		Broderick Snoddy	28-yard rush	7	75	3:44
	4	X		Tony Zenon	57-yard rush	1	57	0:10
	4	X		Deon Hill	8-yard rush	1	8	0:08
	4	X		Matt Connors	6-yard rush	7	75	3:18

OPPONENT SCORING DRIVES

	QTR	TD	FG	PLAYERS	PLAY	PLAYS	YDS	TIME
Wofford	1		X	David Marvin	39-yard FG	10	53	6:00
	2	X		Ray Smith	92-yard rush	3	94	0:24
	3	X		David Marvin	51-yard FG	11	41	4:43
	4	X		Octavius Harden	4-yard rush	16	75	9:13
Tulane	1	X		Tanner Lee to Justyn Shackelford	12-yard pass	3	8	1:20
	1	X		Teddy Veal	24-yard rush	9	75	5:02
	2	X		Tanner Lee to Xavier Rush	61-yard pass	4	75	1:32
Ga So	1	X		Matt Breida	69-yard rush	3	72	0:52
	2		X	Alex Hanks	27-yard FG	9	65	3:01
	3	X		Kevin Ellison	32-yard rush	11	75	4:56
	3	X		Matt Breida	2-yard rush	4	85	1:46
	3	X		Kevin Ellison to BJ Johnson	68-yard pass	7	94	3:16
Va Tech	4	X		L.A. Ramsby	11-yard rush	7	94	3:16
	1		X	Joey Slye	42-yard FG	10	46	4:08
	2	X		Joey Slye	33-yard FG	12	54	4:48
	2	X		Marshawn Williams	6-yard rush	10	63	4:32
Miami	2	X		Joey Slye	36-yard FG	8	56	0:55
	4	X		Michael Brewer	21-yard rush	7	75	3:19
	1	X		Brad Kaaya to Braxton Berrios	21-yard pass	6	75	2:41
	1	X		Duke Johnson	24-yard rush	3	92	1:25
Duke	3		X	Michael Badgley	27-yard FG	10	71	4:39
	1	X		Anthony Boone to Max McCaffrey	4-yard pass	11	75	4:40
	2	X		Thomas Sirk	3-yard rush	12	82	4:37
	3	X		Josh Snead	4-yard rush	9	46	3:10
UNC	3		X	Ross Martin	34-yard FG	8	50	2:53
	4	X		Thomas Sirk	1-yard rush	3	23	0:57
	1	X		Marquise Williams to Bug Howard	8-yard pass	13	76	4:28
	2	X		Marquise Williams to Ryan Switzer	68-yard pass	4	79	1:30
Pitt	2	X		Marquise Williams to Ryan Switzer	15-yard pass	9	65	3:18
	3	X		Marquise Williams	13-yard rush	11	75	3:47
	3	X		Romar Morris	3-yard rush	11	66	4:05
	4	X		Marquise Williams to Mack Hollins	36-yard pass	7	52	2:14
UNC	4	X		T.J. Logan	2-yard rush	12	75	2:56
	2	X		James Conner	1-yard rush	10	79	5:04
	2	X		James Conner	4-yard rush	5	71	2:30
	3	X		James Conner	16-yard rush	10	76	4:55
Pitt	4	X		Trey Anderson to Isaac Bennett	35-yard pass	6	75	1:42

SCORING DRIVES SUMMARY

	Georgia Tech	Opponents
Touchdown plays of 20-plus yards	10	12
Touchdown plays of 50-plus yards	6	5
Touchdown drives of 80-plus yards	8	6
Touchdown drives of 90-plus yards	0	3
Touchdown drives of 20 yards or less	3	1
Touchdown drives of 5:00 or more	8	4
Touchdown drives of 7:00 or more	1	1
Touchdown drives of 3:00 or less	19	14
Touchdown drives of 2:00 or less	15	10
Touchdown drives of 1:00 or less	6	3
Touchdown drives of 5 plays or less	15	9
Touchdown drives of 10 plays or more	11	13
Touchdown drives of 1 play	4	0



2014 STATISTICS

6-2 Overall / 3-2 ACC / 3-1 Home / 3-1 Road / 0-0 Neutral

GEORGIA TECH BIG PLAYS (25+ YARDS)

* Touchdown

NO.	OPPONENT	PLAYER(S)	PLAY	DOWN/DIST	YDS
1	Wofford (7)	Jamal Golden	KO Ret.	--	40
2		Justin Thomas to Tony Zenon	Pass	1st/20	33
3		Jamal Golden	KO Ret.	--	28
4		Jamal Golden	KO Ret.	--	29
5		Justin Thomas to DeAndre Smelter	Pass	1st/10	71*
6		Justin Thomas to Broderick Snoddy	Pass	2nd/6	65
7		Jamal Golden	Punt Ret.	--	28
8	Tulane (4)	Jamal Golden	KO Ret.	--	
9		Justin Thomas	Rush	1st/10	27
10		Jamal Golden	KO Ret.	--	26
11		Tony Zenon	Rush	1st/10	41
12	Ga Southern (5)	Charles Perkins	Rush	1st/10	63
13		Justin Thomas	Rush	1st/10	33
14		Justin Thomas to Darren Waller	Pass	3rd/8	26
15		Justin Thomas to DeAndre Smelter	Pass	2nd/9	57*
16		Broderick Snoddy	KO Ret.	--	25
17	Va Tech (7)	Justin Thomas	Rush	2nd/8	29
18		Zach Laskey	Rush	2nd/6	26
19		Justin Thomas	Rush	1st/10	26
20		Justin Thomas	Rush	2nd/8	32
21		Paul Davis	INT Ret.	--	41*
22		Broderick Snoddy	KO Ret.	--	29
23		Justin Thomas to DeAndre Smelter	Pass	2nd/10	31*
24	Miami (4)	Jamal Golden	KO Ret.	--	37
25		Jamal Golden	KO Ret.	--	30
26		Charles Perkins	Rush	3rd/4	25
27		Justin Thomas to Tony Zenon	Pass	3rd/16	30
28	Duke (6)	Jamal Golden	KO Ret.		68
29		Jamal Golden	KO Ret.		51
30		Justin Thomas to Darren Waller	Pass	1st/10	26
31		Tim Byerly to Darren Waller	Pass	3rd/18	30
32		Tim Byerly to Deon Hill	Pass	1st/10	29
33	UNC (8)	Justin Thomas to Deon Hill	Pass	1st/10	47
34		Justin Thomas to Tony Zenon	Pass	3rd/13	25
35		Broderick Snoddy	KO Ret.		26
36		Justin Thomas to Broderick Snoddy	Pass	1st/10	33
37		Justin Thomas to Darren Waller	Pass	2nd/12	55*
38		Justin Thomas to DeAndre Smelter	Pass	2nd/5	46*
39		Jamal Golden	KO Ret.		26
40		DeAndre Smelter	Rush	1st/25	75*
41	Pitt (7)	Justin Thomas	Rush	1st/10	33
42		Justin Thomas to Charles Perkins	Pass	3rd/9	79*
43		Broderick Snoddy	Rush	2nd/9	34*
44		Justin Thomas to DeAndre Smelter	Pass	1st/10	26
45		Broderick Snoddy	Rush	1st/10	28*
46		Tony Zenon	Rush	1st/10	57*
47		Matt Connors	Rush	2nd/4	25

OPPONENT BIG PLAYS (25+ YARDS)

* Touchdown

NO.	OPPONENT	PLAYER(S)	PLAY	DOWN/DIST	YDS
1	Wofford (2)	Lorenzo Long	KO Ret.	--	34
2		Ray Smith	Rush	3rd/8	92*
3	Tulane (3)	Tanner Lee to Xavier Rush	Pass	1st/10	61*
4		D. Hilliard	KO Ret.	--	28
5		Devin Powell to Justyn Shackelford	Pass	1st/10	27
6	Ga Southern (8)	Derek Keaton	KO Ret.	--	27
7		Matt Brieda	Rush	3rd/7	69*
8		Kevin Ellison	Rush	4th/1	32*
9		Kevin Ellison	Rush	2nd/8	38
10		Kevin Ellison to Kentrellis Showers	Pass	1st/10	43
11		Kevin Ellison to BJ Johnson	Pass	1st/10	68*
12		Kevin Ellison	Rush	3rd/5	25
13		Kevin Ellison to Matt Brieda	Pass	2nd/5	28
14	Va Tech (3)	Demetri Knowles	KO Ret.	--	29
15		Michael Brewer to Isaiah Ford	Pass	2nd/14	25
16		Michael Brewer to Cam Phillips	Pass	3rd/15	30
17	Miami (3)	Stacy Coley	KO Ret.	--	39
18		Brad Kaaya to Phillip Dorsett	Pass	1st/10	37
19		Stacy Coley	KO Ret.		25
20		Brad Kaaya to Duke Johnson	Pass	2nd/7	28
21	Duke (2)	Anthony Boone to Shaun Wilson	Pass	2nd/22	29
22		Anthony Boone to Max McCaffrey	Pass	3rd/36	30
23	UNC (2)	Marquise Williams to Ryan Switzer	Pass	1st/10	68*
24		Marquise Williams to Mack Hollins	Pass	4th/6	36*
25	Pitt (4)	James Conner	Rush	1st/10	74
26		Raschid Ibrahim	Rush	2nd/2	50
27		Trey Anderson to Isaac Bennett	Pass	2nd/10	35*
28		Trey Anderson to Kevin Weatherspoon	Pass	3rd/10	39

BIG PLAYS SUMMARY

RUSHING/RECEIVING	TOTAL (RUSH/RECEIVING)									TOTAL
	25-29 YDS	30-39 YDS	40-49 YDS	50-59 YDS	60-69 YDS	70-79 YDS	80-89 YDS	90-99 YDS		
DeAndre Smelter	0/1	0/1	0/1	0/1	0/0	1/1	0/0	0/0	1/5	
Broderick Snoddy	1/0	1/1	0/0	0/0	0/1	0/0	0/0	0/0	2/2	
Tony Zenon	0/1	0/1	1/0	1/0	0/0	0/0	0/0	0/0	2/2	
Justin Thomas	3/0	3/0	0/0	0/0	0/0	0/0	0/0	0/0	6/0	
Charles Perkins	1/0	0/0	0/0	0/0	1/0	0/1	0/0	0/0	2/1	
Darren Waller	0/2	0/1	0/0	0/1	0/0	0/0	0/0	0/0	0/4	
Zach Laskey	1/0	0/0	0/0	0/0	0/0	0/0	0/0	0/0	1/0	
Deon Hill	0/1	0/0	0/1	0/0	0/0	0/0	0/0	0/0	0/2	
Matt Connors	1/0	0/0	0/0	0/0	0/0	0/0	0/0	0/0	1/0	
TOTAL	12 (7/5)	8 (4/4)	3 (1/2)	3 (1/2)	2 (1/1)	3 (1/2)	0 (0/0)	0 (0/0)	30 (14/16)	
<i>Opponents</i>	<i>6 (1/5)</i>	<i>6 (2/4)</i>	<i>1 (0/1)</i>	<i>0 (0/0)</i>	<i>4 (1/3)</i>	<i>0 (0/0)</i>	<i>0 (0/0)</i>	<i>1 (1/0)</i>	<i>18 (5/13)</i>	
PASSING	25-29 YDS	30-39 YDS	40-49 YDS	50-59 YDS	60-69 YDS	70-79 YDS	80-89 YDS	90-99 YDS	TOTAL	
Justin Thomas	4	4	2	2	1	2	0	0	15	
Tim Byerly	1	1	0	0	0	0	0	0	2	
TOTAL	5	5	2	2	1	2	0	0	17	



2014 STATISTICS

6-2 Overall / 3-2 ACC / 3-1 Home / 3-1 Road / 0-0 Neutral

POINTS OFF GEORGIA TECH TAKEAWAYS

OPPONENT	QTR	TURNOVER	DEFENDER(S)	LED TO	PTS
Wofford	None				
Tulane	2	Interception	Quayshawn Nealy	Touchdown	7
	2	Interception	Demond Smith	Touchdown	7
	3	Interception	Lawrence Austin	Touchdown	7
Ga So	4	Fumble	Golden (F), Freeman (R)	Touchdown	7
Va Tech	2	Interception	Corey Griffin	Touchdown	7
	4	Interception	Paul Davis	Touchdown	7
	4	Interception	D.J. White	Field Goal	3
Miami	2	Interception	Isaiah Johnson	Punt	0
	4	Interception	Jamal Golden	End of game	0
Duke	None				
North Carolina	1	Interception	Jamal Golden	Touchdown	7
Pitt	1	Fumble	Johnson (F), Nealy (R)	Touchdown	7
	1	Fumble	White (F), Team (R)	Touchdown	7
	1	Fumble	Davis (F), Nealy (R)	Touchdown	7
	1	Fumble	Golden (F), Johnson (R)	Touchdown	7
	1	Fumble	D. Smith (R)	Downs	0
	3	Fumble	Travis (R)	Touchdown	7
Points					87

POINTS OFF GEORGIA TECH GIVEAWAYS

OPPONENT	QTR	TURNOVER	PLAYER(S)	LED TO	PTS
Wofford	None				
Tulane	1	Fumble	Justin Thomas	Touchdown	7
	1	Fumble	Tony Zenon	Missed FG	0
	3	Interception	Justin Thomas	Punt	0
Ga So	None				
Va Tech	3	Fumble	Justin Thomas	Missed FG	0
Miami	None				
Duke	3	Fumble	Zach Laskey	Touchdown	7
	3	Interception	Justin Thomas	Downs	0
	4	Interception	Justin Thomas	Touchdown	7
North Carolina	1	Fumble	Justin Thomas	Interception	0
Pitt	4	Fumble	Synjyn Days	Punt	0
Points					21

GEORGIA TECH FUMBLES

OPPONENT	QTR	PLAYER	RESULT
Wofford	2	Jamal Golden	Recovered
Tulane	1	Justin Thomas	Lost
	1	Tony Zenon	Lost
	4	Tim Byerly	Recovered
Ga So	None		
Va Tech	3	Justin Thomas	Lost
Miami	None		
Duke	3	Zach Laskey	Lost
North Carolina	1	Justin Thomas	Lost
Pitt	2	Tim Byerly	Recovered
	4	Synjyn Days	Lost

GEORGIA TECH PUNT-BY-PUNT

RODWELL, R.	QTR	FROM	TO	YARDS	RETURN	NET	FP
Wofford	1	GT30	OP30	40	Downed	40	OP30
	2	GT46	OP9	45	3	42	OP6
Tulane	2	OP45	OP10	35	Downed	35	OP10
Ga So	2	OP47	EZ	47	TB	27	OP20
	3	GT37	OP14	49	11	48	OP15
	3	GT47	OP17	36	Downed	36	OP17
	4	OP48	OP5	43	Downed	43	OP5
	4	GT41	OP15	44	Downed	44	OP15
Va Tech	1	GT26	OP32	42	-2	44	OP30
	2	GT36	OP17	47	3	54	OP10
	4	GT20	OP25	55	7	48	OP32
	4	GT25	OP32	43	9	44	OP31
Miami	1	GT38	OP12	50	4	46	OP8
	2	OP48	OP12	36	Downed	36	OP12
	4	OP45	OP16	29	OB	29	OP16
Duke	2	GT49	OP08	43	10	33	OP18
North Carolina	2	GT46	OP35	19	OB	19	OP35
	3	GT25	OP34	41	Downed	41	OP34
Pitt	2	GT27	OP29	44	Downed	44	OP29
	2	GT33	OP28	39	6	33	OP34



2014 STATISTICS

6-2 Overall / 3-2 ACC / 3-1 Home / 3-1 Road / 0-0 Neutral

OFFENSIVE STARTERS	QB	AB	AB	BB	WR	WR	LT	LG	C	RG	RT
Wofford	Thomas	Zenon	Perkins	Laskey	Smelter	Summers	Chamberlain	Braun	Burden	Mason	Griffin
at Tulane	Thomas	Zenon	Perkins	Laskey	Smelter	Summers	Chamberlain	Braun	Burden	Mason	Griffin
Georgia Southern	Thomas	Zenon	Perkins	Laskey	Smelter	Summers	Chamberlain	Braun	Burden	Mason	Griffin
at Virginia Tech	Thomas	Zenon	Hill	Laskey	Smelter	Summers	Chamberlain	Braun	Burden	Mason	Griffin
Miami	Thomas	Zenon	Perkins	Laskey	Smelter	Summers	Chamberlain	Braun	Burden	Mason	Griffin
Duke	Thomas	Zenon	Perkins	Laskey	Smelter	Summers	Fromayan	Braun	Burden	Mason	Griffin
at North Carolina	Thomas	Hill	Perkins	Laskey	Smelter	Waller	Chamberlain	Braun	Burden	Mason	Griffin
at Pittsburgh	Thomas	Zenon	Perkins	Days	Smelter	Waller	Chamberlain	Braun	Burden	Mason	Joe
Virginia											
at NC State											
Clemson											
at Georgia											

DEFENSIVE STARTERS	DE	DT	NT	DE	SAM	ILB	WILL	CB	SS	FS	CB
Wofford	Stargel	Gotsis	Green	Rook-Chungong	D. Smith	Nealy	Davis	Milton	Johnson	Golden	White
at Tulane	Stargel	Gotsis	Green	Rook-Chungong	Marcordes	Nealy	Davis	Milton	D. Smith	Golden	White
Georgia Southern	Freeman	Gotsis	Green	Rook-Chungong	Marcordes	Nealy	Davis	Milton	D. Smith	Golden	White
at Virginia Tech	Freeman	Gotsis	Green	Rook-Chungong	Marcordes	Nealy	Davis	Milton	Johnson	Golden	White
Miami	Freeman	Gotsis	Green	Travis	Marcordes	Nealy	Davis	Milton	Johnson	Golden	White
Duke	Freeman	Gotsis	Green	Travis	D. Smith	Nealy	Davis	Milton	Johnson	Golden	White
at North Carolina	Freeman	Gotsis	Green	Travis	D. Smith	Nealy	Davis	Milton	Johnson	Golden	White
at Pittsburgh	Freeman	Gotsis	Green	Travis	Marcordes	Nealy	Davis	Milton	Johnson	Golden	White
Virginia											
at NC State											
Clemson											
at Georgia											

GAME INFORMATION

	TECH CAPTAINS	COIN TOSS	TECH KO/REC.	TECH FIRST PLAY	TECH 1ST POSSESSION	OPP. 1ST POSSESSION	KICKOFF TIME	GAME LENGTH	TECH HELMET	TECH JERSEY	TECH PANTS	RESULT
Wofford	^Mason, Perkins, Johnson, Connors	GT	Kickoff	Thomas pass to Smelter, 21 yds	Touchdown	Punt	12:33 p.m.	3:04	Gold	White	Gold	W, 38-19
at Tulane	^Bostic, Dennis, Nealy, Zenon	TUL	Receive	Thomas sacked	Lost fumble	Touchdown	3:03 p.m.	3:15	Gold	White	White	W, 38-21
Ga. So.	^Days, Smelter, McNearney, Travis, Rogers	GSU	Receive	Perkins rush, 63 yards	Touchdown	Punt	12:03 p.m.	3:30	Gold	White*	Gold*	W, 42-38
at VT	^Green, Hill, Laskey, McNair	VT	Receive	Thomas rush, 14 yards	Field Goal	Field Goal	12:01 p.m.	3:27	Gold	White	White	W, 27-24
Miami	+Mason, Nealy, Thomas	UM	Kickoff	Laskey rush, 8 yards	Touchdown	Touchdown	7:36 p.m.	2:58	White	White	White	W, 28-17
Duke	+Mason, Nealy, Thomas	DU	Kickoff	Laskey rush, 9 yards	Field Goal	Punt	12:30 p.m.	3:14	Gold	White*	Gold*	L, 25-31
at UNC	+Mason, Nealy, Thomas	GT	Kickoff	Thomas pass to Hill, 47 yards	Lost fumble	Punt	7:02 p.m.	3:22	White	White	White	L, 43-48
at Pitt	+Mason, Nealy, Thomas	GT	Kickoff	Thomas rush, 33 yards	Touchdown	Fumble	3:33 p.m.	3:20	White	White	Gold	W, 56-28
Virginia												
at NC St.												
Clemson												
at Georgia												

^ Game captains + Permanent captains * Throwback jerseys

PLAYERS OF THE WEEK (WINS ONLY)

	OFFENSE	DEFENSE	SPECIAL TEAMS
Wofford	DeAndre Smelter	Shawn Green	Corey Griffin
at Tulane	Charles Perkins	Quayshawn Nealy	Matt Connors
Georgia Southern	Justin Thomas	KeShun Freeman	Ryan Rodwell
Virginia Tech	Shaquille Mason	Paul Davis	Chris Milton
Miami	Zach Laskey	Isaiah Johnson	Ryan Rodwell
Pittsburgh	TBA	TBA	TBA



2014 STATISTICS

6-2 Overall / 3-2 ACC / 3-1 Home / 3-1 Road / 0-0 Neutral

PARTICIPATION

	GP/GS	WOFF	TUL	GSU	VT	MIAMI	DUKE	UNC	PITT	VIR	NCST	CLEM	UGA
Alford, C.	8/-	XXX	XXX	XXX	XXX	XXX	XXX	XXX	XXX				
Allen, M.	3/-	XXX	XXX	XXX				
Andrews, D.	5/-	XXX	XXX	XXX	...	XXX	XXX				
Austin, Lan.	8/-	XXX	XXX	XXX	XXX	XXX	XXX	XXX	XXX				
Austin, Law.	8/-	XXX	XXX	XXX	XXX	XXX	XXX	XXX	XXX				
Bostic, B.	8/-	XXX	XXX	XXX	XXX	XXX	XXX	XXX	XXX				
Braun, T.	8/8	START	START	START	START	START	START	START	START				
Brigham, N.	1/-	XXX				
Burden, F.	8/8	START	START	START	START	START	START	START	START				
Butker, H.	8/-	XXX	XXX	XXX	XXX	XXX	XXX	XXX	XXX				
Byerly, T.	4/-	...	XXX	XXX	XXX	...	XXX				
Chamberlain, B.	7/7	START	START	START	START	START	...	START	START				
Cheeks, C.	2/-	XXX	XXX				
Chungong, R.	7/4	START	START	START	START	XXX	XXX	...	XXX				
Connors, M.	8/-	XXX	XXX	XXX	XXX	XXX	XXX	XXX	XXX				
Davis, P.	8/8	START	START	START	START	START	START	START	START				
Days, S.	8/1	XXX	XXX	XXX	XXX	XXX	XXX	XXX	START				
Dennis, C.	8/-	XXX	XXX	XXX	XXX	XXX	XXX	XXX	XXX				
Devine, S.	8/-	XXX	XXX	XXX	XXX	XXX	XXX	XXX	XXX				
Durham, S.	4/-	XXX	XXX	XXX	...	XXX				
Freeman, K.	8/6	XXX	XXX	START	START	START	START	START	START				
Fromayan, E.	7/1	...	XXX	XXX	XXX	XXX	START	XXX	XXX				
Gamble, P.	8/-	XXX	XXX	XXX	XXX	XXX	XXX	XXX	XXX				
Gardner, A.	6/-	XXX	XXX	XXX	XXX	XXX	XXX				
Golden, J.	8/8	START	START	START	START	START	START	START	START				
Gotsis, A.	8/8	START	START	START	START	START	START	START	START				
Green, S.	8/8	START	START	START	START	START	START	START	START				
Griffin, Ch.	7/7	START	START	START	START	START	START	START	START				
Griffin, Co.	8/-	XXX	XXX	XXX	XXX	XXX	XXX	XXX	XXX				
Griffin, L.	6/-	XXX	XXX	XXX	XXX	XXX	XXX				
Hankins, B.	8/-	XXX	XXX	XXX	XXX	XXX	XXX	XXX	XXX				
Harrell, A.	7/-	...	XXX	XXX	XXX	XXX	XXX	XXX	XXX				
Hill, D.	8/2	XXX	XXX	XXX	START	XXX	XXX	START	XXX				
Joe, E.	7/1	...	XXX	XXX	XXX	XXX	XXX	XXX	START				
Johnson, I.	7/6	START	...	XXX	START	START	START	START	START				
Juene, R.	7/-	XXX	XXX	XXX	...	XXX	XXX	XXX	XXX				
Kagawa, S.	8/-	XXX	XXX	XXX	XXX	XXX	XXX	XXX	XXX				
Kallon, F.	4/-	...	XXX	...	XXX	XXX	XXX				
Laskey, Z.	7/7	START	START	START	START	START	START	START	START				
Lewis, T.	7/-	XXX	XXX	XXX	XXX	XXX	XXX	...	XXX				
Marcordes, T.	8/5	XXX	START	START	START	START	XXX	XXX	START				
Marshall, A.	5/-	...	XXX	XXX	XXX	XXX	XXX				
Marvin, J.	8/-	XXX	XXX	XXX	XXX	XXX	XXX	XXX	XXX				
Mason, S.	8/8	START	START	START	START	START	START	START	START				
McNair, T.	6/-	XXX	XXX	XXX	XXX	XXX	XXX				
McNearney, S.	1/-	XXX				
Merrifweather, T.	4/-	XXX	XXX	XXX	XXX				
Messick, A.	3/-	XXX	XXX	XXX				
Milton, C.	8/8	START	START	START	START	START	START	START	START				
Nealy, Q.	8/8	START	START	START	START	START	START	START	START				
Noble, D.	6/-	XXX	XXX	...	XXX	XXX	XXX	XXX	...				
O'Reilly, T.	4/-	XXX	XXX	XXX	XXX				
Oliver, B.	3/-	XXX	XXX	XXX				
Perkins, C.	7/7	START	START	START	...	START	START	START	START				
Rodwell, R.	8/-	XXX	XXX	XXX	XXX	XXX	XXX	XXX	XXX				
Simmons, A.	3/-	XXX	XXX	XXX				
Smelter, D.	8/8	START	START	START	START	START	START	START	START				
Smith, D.	8/5	START	START	START	XXX	XXX	START	START	XXX				
Snoddy, B.	7/-	XXX	XXX	XXX	XXX	...	XXX	XXX	XXX				
Stallard, K.	1/-	XXX				
Stargel, T.	8/2	START	START	XXX	XXX	XXX	XXX	XXX	XXX				
Stroebel, T.	8/-	XXX	XXX	XXX	XXX	XXX	XXX	XXX	XXX				
Summers, M.	8/6	START	START	START	START	START	START	XXX	XXX				
Thomas, J.	8/8	START	START	START	START	START	START	START	START				
Tobin, S.	8/-	XXX	XXX	XXX	XXX	XXX	XXX	XXX	XXX				
Travis, K.	7/4	XXX	XXX	...	XXX	START	START	START	START				
Waller, D.	6/2	XXX	XXX	XXX	XXX	START	START				
White, D.	8/8	START	START	START	START	START	START	START	START				
Willis, I.	3/-	XXX	XXX	XXX				
Zenon, T.	8/7	START	START	START	START	START	START	START	XXX				

CAREER STARTS

	'10	'11	'12	'13	'14	TOT.	CONS.
Q. Nealy	--	7	13	12	8	40	17
I. Johnson	3	13	13	--	6	35	5
S. Mason	--	1	12	13	8	34	33
A. Gotsis	--	--	1	13	8	22	22
J. Hunt-Days	--	--	14	7	--	21	--
M. Summers	--	--	--	11	6	17	--
D. White	--	--	--	9	8	16	16
D. Waller	--	--	10	4	2	16	2
J. Golden	--	--	--	5	3	16	8
D. Smelter	--	--	--	8	8	16	13
T. Braun	--	--	--	8	8	16	8
D. Smith	--	--	--	10	5	15	--
B. Chamberlain	--	--	1	7	7	15	2
C. Milton	--	--	1	6	8	15	8
Z. Laskey	--	--	--	6	--	7	13
T. Zenon	--	1	--	1	7	9	1
P. Davis	--	--	--	1	8	9	9
S. Days	--	--	--	7	1	8	1
C. Perkins	--	--	1	--	7	8	4
J. Thomas	--	--	--	--	8	8	8
F. Burden	--	--	--	--	8	8	8
S. Green	--	--	--	--	8	8	8
Ch. Griffin	--	--	--	--	7	7	--
T. Marcordes	--	--	1	1	5	7	1
K. Freeman	--	--	--	--	6	6	6
D. Hill	--	--	--	3	2	5	--
B. Bostic	--	--	2	2	--	4	--
D. Noble	--	--	--	4	--	4	--
R. Rook-Chungong	--	--	--	--	4	4	--
K. Travis	--	--	--	--	4	4	4
C. Dennis	--	--	--	3	--	3	--
T. Stargel	--	--	--	--	2	2	--
E. Fromayan	--	--	--	--	1	1	--
E. Joe	--	--	--	--	1	1	1

CAREER GAMES

	'10	'11	'12	'13	'14	TOT
C. Dennis	--	13	14	13	8	48
Q. Nealy	--	13	13	13	8	47
I. Johnson	13	13	13	--	7	46
B. Bostic	13	--	13	12	8	46
S. Mason	--	11	14	13	8	46
D. Waller	--	12	14	12	6	44
D. Hill	--	13	14	9	8	44
Z. Laskey	--	8	14	13	7	42
T. Zenon	--	9	14	11	8	42
S. Days	--	6	14	13	8	41
K. Travis	--	11	9	13	7	40
J. Golden	--	11	14	3	8	36
T. Marcordes	--	--	14	13	8	35
C. Milton	--	--	14	13	8	35
D. Smith	--	--	14	13	8	35
T. McNair	--	7	12	9	6	34
B. Chamberlain	--	--	14	12	7	34
C. Perkins	--	12	2	13	7	34
M. Connors	--	1	12	13	8	34
A. Gotsis	--	--	12	13	8	33
D. Noble	--	--	13	13	6	32
S. Green	--	4	14	7	8	32
B. Snoddy	--	--	13	12	7	32
D. White	--	--	10	13	8	31
T. Braun	--	--	8	13	8	29
A. Harrell	--	--	14	7	7	28
J. Hunt-Days	--	--	14	13	--	27
S. Tobin	--	9	--	9	8	26
M. Summers	--	--	--	13	8	21
D. Smelter	--	--	--	13	8	21
P. Davis	--	--	--	13	8	21
H. Butker	--	--	--	13	8	21
T. Stargel	--	--	--	11	8	19
L. Griffin	--	--	--	12	6	18
J. Thomas	--	--	--	10	8	18
D. Andrews	--	--	--	13	5	18
P. Gamble	--	--	--	9	8	17
B. Hankins	--	--	--	8	8	16
F. Kallon	--	--	--	10	4	14
R. Rodwell	--	--	6	--	8	14
T. Stroebel	--	--	--	6	8	14
C. Alford	--	--	--	5	8	13
A. Gardner	--	--	1	3	7	11
N. Brigham	--	--	--	9	1	10
T. O'Reilly	--	--	--	6	4	10
E. Joe	--	--	3	--	7	10
B. Oliver	--	--	--	5	3	8
T. Byerly	--	--	--	4	4	8
F. Burden	--	--	--	--	8	8
Co. Griffin	--	--	--	--	8	8
Lan. Austin	--	--	--	--	8	8
Law. Austin	--	--	--	--	8	8
K. Freeman	--	--	--	--	8	8
S. Kagawa	--	--	--	--	8	8
S. Devine	--	--	--	--	8	8
J. Marvin	--	--	--	--	8	8
S. McNearney	--	2	1	3	1	7
C. Cheeks	--	--	--	5	2	7
Ch. Griffin	--	--	--	--	7	7
R. Rook-Chungong	--	--	--	--	7	7
T. Lewis	--	--	--	--	7	7
R. Juene	--	--	--	--	7	7
E. Fromayan	--	--	--	--	7	7
I. Willis	--	--	--	3	3	6
M. Allen	--	--	--	2	3	5
A. Marshall	--	--	--	--	5	5
K. Stallard	--	--	--	3	1	4
S. Durham	--	--	--	--	4	4
T. Merrifweather	--	--	--	--	4	4
M. Serpico	--	--	--	3	--	3
Z. Allen	--	--	--	3	--	3
A. McClellan	--	--	--	3	--	3
W. Smith	--	--	--	3	--	3
A. Messick	--	--	--	--	3	3
A. Simmons	--	--	--	--	3	3
J. Rogers	--	--	--	2	--	2
T. Teknipp	--	--	--	2	--	2
R. Scott	--	--	--	2	--	2
T. Seager	--	--	--	2	--	2
A. Chau	--	--	--	1	--	1



2014 STATISTICS

6-2 Overall / 3-2 ACC / 3-1 Home / 3-1 Road / 0-0 Neutral

GEORGIA TECH INDIVIDUAL GAME HIGHS

Rushes	29	Zach Laskey vs Miami (Oct 04, 2014)
Yards Rushing	165	Justin Thomas at Virginia Tech (Sep 20, 2014)
TD Rushes	3	Broderick Snoddy at Pittsburgh (Oct 25, 2014)
Long Rush	75	DeAndre Smelter at North Carolina (Oct 18, 2014)
Pass attempts	24	Justin Thomas vs Georgia Southern (Sep 13, 2014)
Pass completions	11	Justin Thomas vs Wofford (Aug 30, 2014)
		Justin Thomas vs Georgia Southern (Sep 13, 2014)
Yards Passing	282	Justin Thomas vs Wofford (Aug 30, 2014)
TD Passes	4	Justin Thomas vs Georgia Southern (Sep 13, 2014)
Long Pass	79	Justin Thomas at Pittsburgh (Oct 25, 2014)
Receptions	5	DeAndre Smelter vs Wofford (Aug 30, 2014)
		DeAndre Smelter at Virginia Tech (Sep 20, 2014)
		Darren Waller vs Duke (Oct 11, 2014)
Yards Receiving	132	DeAndre Smelter vs Wofford (Aug 30, 2014)
TD Receptions	2	DeAndre Smelter vs Wofford (Aug 30, 2014)
Long Reception	79	Charles Perkins at Pittsburgh (Oct 25, 2014)
Field Goals	2	Harrison Butker at Virginia Tech (Sep 20, 2014)
		Harrison Butker vs Duke (Oct 11, 2014)
Long Field Goal	46	Harrison Butker at Tulane (Sep 06, 2014)
Punts	5	Ryan Rodwell vs Georgia Southern (Sep 13, 2014)
Punting Avg	46.8	Ryan Rodwell at Virginia Tech (Sep 20, 2014)
Long Punt	55	Ryan Rodwell at Virginia Tech (Sep 20, 2014)
Punts inside 20	4	Ryan Rodwell vs Georgia Southern (Sep 13, 2014)
Long Punt Return	46	Beau Hankins at Tulane (Sep 06, 2014)
Long Kickoff Return	68	Jamal Golden vs Duke (Oct 11, 2014)
Tackles	14	P.J. Davis at North Carolina (Oct 18, 2014)
		Isaiah Johnson at Pittsburgh (Oct 25, 2014)
Sacks	2.0	Adam Gotsis at Pittsburgh (Oct 25, 2014)
Tackles For Loss	3.0	P.J. Davis at Pittsburgh (Oct 25, 2014)
Interceptions	1	Nine times

GEORGIA TECH TEAM GAME HIGHS

Rushes	65	vs Miami (Oct 04, 2014)
Yards Rushing	465	at Pittsburgh (Oct 25, 2014)
Yards Per Rush	7.4	at North Carolina (Oct 18, 2014)
TD Rushes	7	at Pittsburgh (Oct 25, 2014)
Pass attempts	26	vs Duke (Oct 11, 2014)
Pass completions	14	vs Duke (Oct 11, 2014)
Yards Passing	282	vs Wofford (Aug 30, 2014)
Yards Per Pass	17.6	vs Wofford (Aug 30, 2014)
TD Passes	4	vs Georgia Southern (Sep 13, 2014)
Total Plays	77	vs Georgia Southern (Sep 13, 2014)
Total Offense	612	at Pittsburgh (Oct 25, 2014)
Yards Per Play	8.9	at North Carolina (Oct 18, 2014)
Points	56	at Pittsburgh (Oct 25, 2014)
Sacks By	3	at Tulane (Sep 06, 2014)
		at Pittsburgh (Oct 25, 2014)
First Downs	29	at North Carolina (Oct 18, 2014)
Penalties	8	at Virginia Tech (Sep 20, 2014)
		vs Duke (Oct 11, 2014)
Penalty Yards	69	vs Miami (Oct 04, 2014)
		vs Duke (Oct 11, 2014)
Turnovers	3	at Tulane (Sep 06, 2014)
		vs Duke (Oct 11, 2014)
Interceptions By	3	at Tulane (Sep 06, 2014)
		at Virginia Tech (Sep 20, 2014)
Punts	5	vs Georgia Southern (Sep 13, 2014)
Punting Avg	46.8	at Virginia Tech (Sep 20, 2014)
Long Punt	55	at Virginia Tech (Sep 20, 2014)
Punts inside 20	4	vs Georgia Southern (Sep 13, 2014)
Long Punt Return	46	at Tulane (Sep 06, 2014)

OPPONENT INDIVIDUAL GAME HIGHS

Rushes	16	Williams, M, at North Carolina (Oct 18, 2014)
Yards Rushing	120	Conner, J., at Pittsburgh (Oct 25, 2014)
TD Rushes	3	Conner, J., at Pittsburgh (Oct 25, 2014)
Long Rush	92	Ray Smith, vs Wofford (Aug 30, 2014)
Pass attempts	47	Williams, M, at North Carolina (Oct 18, 2014)
Pass completions	38	Williams, M, at North Carolina (Oct 18, 2014)
Yards Passing	390	Williams, M, at North Carolina (Oct 18, 2014)
TD Passes	4	Williams, M, at North Carolina (Oct 18, 2014)
Long Pass	68	Ellison, Kevin, vs Georgia Southern (Sep 13, 2014)
		Williams, M, at North Carolina (Oct 18, 2014)
Receptions	9	Switzer, R, at North Carolina (Oct 18, 2014)
		Boyd, T., at Pittsburgh (Oct 25, 2014)
Yards Receiving	137	Boyd, T., at Pittsburgh (Oct 25, 2014)
TD Receptions	2	Switzer, R, at North Carolina (Oct 18, 2014)
Long Reception	68	Johnson, B.J, vs Georgia Southern (Sep 13, 2014)
		Switzer, R, at North Carolina (Oct 18, 2014)
Field Goals	3	Slye, J, at Virginia Tech (Sep 20, 2014)
Long Field Goal	51	David Marvin, vs Wofford (Aug 30, 2014)
Punts	4	David Marvin, vs Wofford (Aug 30, 2014)
Punting Avg	44.3	Monday, W, vs Duke (Oct 11, 2014)
		Hibbard, T, at North Carolina (Oct 18, 2014)
Long Punt	61	Monday, W, vs Duke (Oct 11, 2014)
Punts inside 20	2	Hughes, A.J, at Virginia Tech (Sep 20, 2014)
Long Punt Return	11	Butler, Tray, vs Georgia Southern (Sep 13, 2014)
Long Kickoff Return	39	Stacy Coley, vs Miami (Oct 04, 2014)
Tackles	17	Williams, C, at Virginia Tech (Sep 20, 2014)
Sacks	1.0	Seven times
Tackles For Loss	2.5	Williams, C, at Virginia Tech (Sep 20, 2014)
Interceptions	1	NICKERSON, P., at Tulane (Sep 06, 2014)
		Cash, J, vs Duke (Oct 11, 2014)
		Carmichael, Z, vs Duke (Oct 11, 2014)

OPPONENT TEAM GAME HIGHS

Rushes	47	vs Wofford (Aug 30, 2014)
		vs Duke (Oct 11, 2014)
Yards Rushing	283	vs Georgia Southern (Sep 13, 2014)
Yards Per Rush	7.4	vs Georgia Southern (Sep 13, 2014)
TD Rushes	4	vs Georgia Southern (Sep 13, 2014)
Pass attempts	47	at North Carolina (Oct 18, 2014)
Pass completions	38	at North Carolina (Oct 18, 2014)
Yards Passing	390	at North Carolina (Oct 18, 2014)
Yards Per Pass	11.1	vs Georgia Southern (Sep 13, 2014)
TD Passes	4	at North Carolina (Oct 18, 2014)
Total Plays	88	at North Carolina (Oct 18, 2014)
Total Offense	579	at North Carolina (Oct 18, 2014)
Yards Per Play	8.8	vs Georgia Southern (Sep 13, 2014)
Points	48	at North Carolina (Oct 18, 2014)
Sacks By	2	at North Carolina (Oct 18, 2014)
First Downs	31	at North Carolina (Oct 18, 2014)
Penalties	12	at Virginia Tech (Sep 20, 2014)
Penalty Yards	79	at Virginia Tech (Sep 20, 2014)
Turnovers	6	at Pittsburgh (Oct 25, 2014)
Interceptions By	2	vs Duke (Oct 11, 2014)
Punts	4	vs Wofford (Aug 30, 2014)
Punting Avg	44.3	vs Duke (Oct 11, 2014)
		at North Carolina (Oct 18, 2014)
Long Punt	61	vs Duke (Oct 11, 2014)
Punts inside 20	2	at Virginia Tech (Sep 20, 2014)
Long Punt Return	11	vs Georgia Southern (Sep 13, 2014)



2014 STATISTICS

6-2 Overall / 3-2 ACC / 3-1 Home / 3-1 Road / 0-0 Neutral

SUPERLATIVES: Paul Johnson Era (2008-Present)

Most Points In A Game 70, vs. Elon, Aug. 31, 2013	Fewest Points In A Win 10, vs. Gardner-Webb, Oct. 11, 2008	Highest Average Per Rush 12.1 (604/50), vs. Kansas, Sept. 17, 2011	Highest Avg. Punt Return Yards (Min. 2 returns) 42.0 (2), vs. Miami (ot), Sept. 22, 2012
Fewest Points In A Game 3, vs. LSU (Chick-fil-A Bowl), Dec. 31, 2008	Largest Margin Of Victory In An ACC Game 56 (56-0), vs. Syracuse, Oct. 19, 2013	Lowest Average Per Rush 1.7, vs. Gardner-Webb, Oct. 11, 2008	Lowest Avg. Punt Return Yds (Min. 2 Returns) -4.0 (2), vs. Air Force (Indep. Bowl), Dec. 27, 2010
Most Points In A Half 52 (1st), vs. Alabama A&M, Nov. 23, 2013	Largest Margin Of Defeat In An ACC Game 25 (10-35), vs. Miami, Nov. 13, 2010	Most Pass Completions 18, vs. Middle Tenn. State, Sept. 29, 2012	Most Kickoff Returns 9, at Clemson, Nov. 14, 2013
Fewest Points In A Half 0, five times	Most Touchdowns Scored 10, vs. Elon, Aug. 31, 2013	Fewest Pass Completions 1, vs. Virginia Tech, Oct. 17, 2009 1, at Georgia, Nov. 29, 2008	Fewest Kickoff Returns 0, three times
Most Points In A Quarter 30 (3rd), at North Carolina, Nov. 10, 2012	Fewest Touchdowns Scored 0, vs. LSU (Chick-fil-A Bowl), Dec. 31, 2008	Most Pass Attempts 26, at Clemson, Nov. 14, 2013 26, vs. Middle Tenn. State, Sept. 29, 2012	Most Kickoff Return Yards 230 (7), at North Carolina, Nov. 10, 2012
Largest Deficit Overcome For A Win 16 (12-28), at Georgia, Nov. 29, 2008	Most Touchdowns Scored In A Quarter 4, Six times	Fewest Pass Attempts 4, at Maryland, Nov. 3, 2012 4, at North Carolina, Sept. 18, 2010	Fewest Kickoff Return Yards 0 (0), three times
Largest First-Qtr Deficit Overcome For A Win 13 (0-13), vs. North Carolina, Sept. 21, 2013	Most Touchdowns Scored In A Half 7 (1st), vs. Alabama A&M, Nov. 23, 2013	Most Passes Intercepted 2, 10 times	Highest Kickoff Return Average (Min. 2 Att.) 46.3, at Duke, Nov. 14, 2009
Largest Halftime Deficit Overcome For A Win 16 (12-28), at Georgia, Nov. 29, 2008	Most Rushing Touchdowns Scored 8, vs. Alabama A&M, Nov. 23, 2013	Most Yards Passing 365, vs. Western Carolina, Sept. 1, 2011	Lowest Kickoff Return Average 3.5 (2), vs. Jacksonville State, Aug. 28, 2008
Largest Third-Qtr Deficit Overcome For A Win 11 (6-17), at Wake Forest, Oct. 2, 2010	Most Passing Touchdowns Scored 4, at Duke, Sept. 14, 2013 4, vs. Georgia Southern, Sept. 13, 2014	Fewest Yards Passing 12, vs. South Carolina State, Sept. 4, 2010 12, vs. Iowa (Orange Bowl), Jan. 5, 2010	Most Interceptions (by Georgia Tech) 4, vs. Middle Tennessee State, Oct. 16, 2010 4, at Clemson, Oct. 18, 2008
Biggest Lead Blown In A Loss 20 (20-0), vs. Georgia (ot), Nov. 30, 2013	Most Field Goals Made 4, vs. Clemson (ACCCG), Dec. 5, 2009	Highest Pass Completion Percentage .786 (11-14), at Mississippi State, Oct. 3, 2009	Most Interception Return Yards 173 (3), vs. Elon, Aug. 31, 2013
Biggest First-Quarter Lead Blown In A Loss 17 (17-0), vs. Georgia, Nov. 30, 2013	Most Field Goals Attempted 5, vs. Utah (ot), Dec. 31, 2012	Lowest Pass Completion Percentage .143 (1-7), vs. Virginia Tech, Oct. 17, 2009	Most Third-Down Conversions 13 (of 20), three times
Biggest Halftime Lead Blown In A Loss 13 (30-7), vs. Georgia, Nov. 30, 2013	Two-Point Conversions Attempted 3 (converted 2), at Georgia, Nov. 29, 2008	Highest Average Per Attempt 23.4, vs. Kansas, Sept. 17, 2011	Highest Pct. Of Third-Down Conversions .889 (8-9), vs. Elon, Aug. 31, 2013
Biggest Third-Quarter Lead Blown In A Loss 14 (36-22), vs. Miami (ot), Sept. 22, 2012 14 (24-10), vs. Utah (ot), Dec. 31, 2012	Safeties Scored 1, at Boston College, Sept. 6, 2008	Lowest Average Per Attempt 1.3, vs. Iowa (Orange Bowl), Jan. 5, 2010	Fewest Third-Down Conversions 0 (of 10), vs. BYU, Oct. 27, 2012
Largest Lead Before Opponent Scores 70-0, vs. Elon, Aug. 31, 2013	Safeties Allowed 1, four times	Highest Average Per Completion 51.0 (1), vs. Virginia Tech, Oct. 17, 2009	Lowest Pct. Of Third-Down Conversions .000 (0 of 10), vs. BYU, Oct. 27, 2012
Largest First-Quarter Lead 28 (28-0), at Pitt, Oct. 25, 2014 28 (28-0), vs. Elon, Aug. 31, 2013 28 (28-0), vs. Western Carolina, Sept. 1, 2011	Punt Returns For A Touchdown 1 (85), vs. Clemson, Sept. 10, 2009 1 (68), vs. Jacksonville State, Sept. 5, 2009	Lowest Average Per Completion 6.0, vs. South Carolina State, Sept. 4, 2010 6.0, vs. Iowa (Orange Bowl), Jan. 5, 2010	Most Third-Down Attempts 20, four times
Largest Halftime Lead 52 (52-0), vs. Alabama A&M, Nov. 23, 2013	Fumble Returns For A Touchdown 1 (18), vs. Alabama A&M, Nov. 23, 2013 1 (40), at Mississippi State, Oct. 3, 2009	Most Fumbles 6, vs. Western Carolina, Sept. 1, 2011	Most Fourth-Down Conversions 4, three times
Largest Third-Quarter Lead 63 (63-0), vs. Elon, Aug. 31, 2013	Most First Downs 32, at Georgia, Nov. 27, 2010	Most Fumbles Lost 3, eight times	Most Fourth-Down Conversion Attempts 7 (3), at Georgia, Nov. 24, 2012
Largest Margin Of Victory 70 (70-0), vs. Elon, Aug. 31, 2013	Fewest First Downs 9, vs. Iowa (FedEx Orange Bowl), Jan. 5, 2010 9, vs. Gardner-Webb, Oct. 11, 2008	Most Turnovers 5, at Virginia, Oct. 26, 2013	Most Time Of Possession 43:45, vs. Boston College, Oct. 20, 2012
Largest Margin Of Defeat 35 (3-38), vs. LSU (Chick-fil-A Bowl) Dec. 31, 2008	Biggest First-Down Margin 16 (26-10), vs. Syracuse, Oct. 19, 2013 16 (24-8), vs. North Carolina, Sept. 26, 2009	Fewest Turnovers 0, 14 times	Lowest Time Of Possession 21:01, vs. BYU, Oct. 27, 2012
Most Points vs. A Ranked Opponent 45, at 13/13 Georgia, Nov. 29, 2008	Most Yards Of Total Offense 768, vs. Kansas, Sept. 17, 2011	Most Total Plays Without A Turnover 91, vs. Boston College, Oct. 20, 2012	Most Tackles For Loss (by Georgia Tech) 14, vs. Gardner-Webb, Oct. 11, 2008
Fewest Points vs. An Unranked Opponent 3, vs. LSU (Chick-fil-A Bowl), Dec. 31, 2008	Fewest Yards Of Total Offense 155, vs. Iowa (Orange Bowl), Jan. 5, 2010	Most Penalties 10, at BYU, Oct. 12, 2013	Most Passes Broken-Up (by Georgia Tech) 8, vs. USC (Sun Bowl), Dec. 31, 2012
Most Points At Home 70, vs. Elon, Aug. 31, 2013	Most Yards Of Total Offense In A Half 431 (2nd), vs. Kansas, Sept. 17, 2011	Fewest Penalties 0, vs. Syracuse, Oct. 19, 2013	Most Sacks (by Georgia Tech) 7, vs. North Carolina, Sept. 24, 2011
Fewest Points At Home 10, vs. Virginia Tech, Sept. 26, 2013 10, vs. Miami, Nov. 13, 2010 10, vs. Gardner-Webb, Oct. 11, 2008	Fewest Yards Of Total Offense In A Half 29 (2nd), vs. Gardner-Webb, Oct. 11, 2008	Most Penalty Yards 97, at Virginia, Oct. 26, 2013	Most Sack Yards (by Georgia Tech) 49 (6), vs. Gardner-Webb, Oct. 11, 2008
Most Points In A Road Game 68, at North Carolina, Nov. 10, 2012	Most Plays 92, at Georgia, Nov. 27, 2010	Fewest Penalty Yards 0, vs. Syracuse, Oct. 19, 2013	Most Players To Score A Touchdown 9, vs. Elon, Aug. 31, 2013
Fewest Points In A Road Game 7, at Miami, Oct. 22, 2011 7, at North Carolina, Nov. 8, 2008	Fewest Plays 47, vs. BYU, Oct. 27, 2012	Most Punts 7, five times	Most Players To Rush For A Touchdown 6, four times
Most Points In A Bowl Game 27, vs. Utah (ot), Dec. 31, 2012	Highest Average Per Play 13.5 (768/50), vs. Kansas, Sept. 17, 2011	Fewest Punts 0, three times	Most Players To Catch A Touchdown Pass 4, vs. Georgia Southern, Sept. 13, 2014
Fewest Points In A Bowl Game 3, vs. LSU (Chick-fil-A Bowl), Dec. 31, 2008	Lowest Average Per Play 3.1, vs. Iowa (Orange Bowl), Jan. 5, 2010	Highest Average Punting Yards (Min. 2 Att.) 52.5 (2), at Duke, Sept. 14, 2013	Longest Scoring Drive (Plays) 20, at Miami, Oct. 22, 2011 20 (fg), at North Carolina, Sept. 18, 2010
Most Points In An ACC Game 68, at North Carolina, Nov. 10, 2012	Most Yards Rushing 604, vs. Kansas, Sept. 17, 2011	Lowest Average Punting Yards (Min. 2 Att.) 24.5 (2), vs. Alabama A&M, Nov. 23, 2013	Longest Scoring Drive (Time) 10:47, at Virginia, Oct. 24, 2009
Fewest Points In An ACC Game 7, at Miami, Oct. 22, 2011 7, at North Carolina, Nov. 8, 2008	Fewest Yards Rushing 79, vs. Gardner-Webb, Oct. 11, 2008	Most Punt Returns 6, vs. Syracuse, Oct. 19, 2013 6, vs. Gardner-Webb, Oct. 11, 2008	Longest Scoring Drive (Yards) 99, vs. Elon, Aug. 31, 2013
Most Points In A Game 70, vs. Elon, Aug. 31, 2013	Most Rushing Attempts 77, at Georgia, Nov. 27, 2010	Most Punt Return Yards 87 (3), vs. Jacksonville State, Sept. 5, 2009	Shortest Scoring Drive (Plays) 1, 29 times
Fewest Points In A Game 3, vs. LSU (Chick-fil-A Bowl), Dec. 31, 2008	Fewest Rushing Attempts 35, vs. BYU, Oct. 27, 2012		Shortest Scoring Drive (Time) 0:03, at Duke, Nov. 14, 2009
Most Points In A Game 70, vs. Elon, Aug. 31, 2013			Shortest Scoring Drive (Yards) 1 (td), at Tulane, Sept. 6, 2014 1 (td), vs. USC (Sun Bowl), Dec. 31, 2012 1 (fg), at NC State, Oct. 1, 2011



2014 STATISTICS

6-2 Overall / 3-2 ACC / 3-1 Home / 3-1 Road / 0-0 Neutral

THE LAST TIME (TEAM)

	GEORGIA TECH	OPPONENT
Scored 50 Points	Oct. 25, 2014 at Pitt (56)	Nov. 14, 2013 at Clemson (55)
Scored 50 Points in an ACC Game	Oct. 25, 2014 at Pitt (56)	Nov. 14, 2013 at Clemson (55)
Scored 0 Points	Oct. 18, 1997 at Florida State	Oct. 19, 2013 by Syracuse (0-56)
Overcame a 4th-Quarter Deficit to Win	Sept. 20, 2014 at Virginia Tech (27-24)	Nov. 30, 2013 by Georgia (27-17)
Scored 7 Touchdowns	Oct. 25, 2014 at Pitt (8)	Oct. 18, 2014 at North Carolina (7)
Scored 0 Touchdowns	Dec. 31, 2008 vs. LSU (Chick-fil-A Bowl)	Oct. 19, 2013 by Syracuse (56-0)
Interception Return for Touchdown	Sept. 20, 2014 at Virginia Tech Paul Davis (41 yards) (Michael Brewer pass)	Oct. 12, 2013 by BYU Alani Fua (51 yards) (Vad Lee pass)
Fumble Return for Touchdown	Nov. 23, 2013 vs. Alabama A&M Quayshawn Nealy (18 yards) (Jaymason Lee fumble)	Oct. 22, 2011 (recovered muffed punt in end zone)
Punt Return for Touchdown	Sept. 10, 2009 vs. Clemson Jerrard Tarrant (85 yards)	Sept. 25, 2010 by NC State Williams blocked punt return
Blocked Punt Return for Touchdown	Sept. 27, 1997 vs. Clemson Block by Ajenavi Eziemeke, Djay Jones recovered for TD	Sept. 25, 2010 by NC State Asa Watson blocked and recovered for a touchdown
Kickoff Return for Touchdown	Nov. 10, 2012 at North Carolina Jamal Golden (100 yards)	Nov. 4, 2010 by Virginia Tech David Wilson (90 yards)
2 Non-Offensive Touchdowns	Aug. 31, 2013 vs. Elon (2 INT returns)	Nov. 4, 2006 by NC State (INT return, KO return)
4 Field Goals Made	Dec. 5, 2009 vs. Clemson (4) (ACC Championship)	Nov. 17, 2007 by North Carolina (4)
3 Field Goals Missed	Dec. 1 vs. Florida State (3) (ACC Championship)	Sept. 29, 2007 by Clemson (4)
5 Field Goals Attempted	Dec. 31, 2011 vs. Utah (5) (Hyundai Sun Bowl)	Nov. 17, 2007 by North Carolina (5)
50-yard Field Goal Made	Sept. 22, 2007 at Virginia (51)	Aug. 30, 2014 by Wofford (51)
Missed PAT	Oct. 5, 2013 at Miami (Harrison Butker)	Aug. 30, 2014 by Wofford (Harrison Marvin)
Made 2-Point Conversion	Sept. 22, 2012 vs. Miami (Robert Godhigh pass)	Sept. 20, 2014 by Virginia Tech (Bucky Hodges pass)
Failed 2-Point Conversion	Oct. 18, 2014 at North Carolina (rush failed) Oct. 18, 2014 at North Carolina (pass failed)	Oct. 18, 2014 at North Carolina (rush failed)
Defensive Extra Point Scored	Oct. 28, 1989 at Duke Ken Swilling 99-yard INT return (Steve Prince pass)	None recorded
Recorded a Safety	Sept. 6, 2008 at Boston College Vance Walker tackled Chris Crane in end zone	Dec. 30, 2013 by Ole Miss Ray Beno recovered fumble in end zone
Blocked a Field Goal	Sept. 20, 2013 at Virginia Tech Chris Milton blocked Joey Slye attempt	Sept. 14, 2013 by Duke Kenny Anunike blocked Harrison Butker attempt
Blocked a PAT	Aug. 30, 2014 vs. Wofford (Chris Milton blocked David Marvin)	Nov. 3, 2012 by Maryland
Blocked a Punt	Sept. 6, 2014 at Tulane (Matt Connors blocked Peter Picerelli)	Oct. 27, 2012 vs. BYU (Kyle Van Noy blocked Ryan Rodwell)
Blocked 2 Kicks/Punts	Dec. 30 vs. Ole Miss (1 FG; 1 PAT)	Nov. 4, 1989 by Western Carolina (2 FGAs)
500 Yards Total Offense	Oct. 25, 2014 at Pitt (612)	Oct. 25, 2014 at Pitt (526)
600 Yards Total Offense	Oct. 25, 2014 at Pitt (612)	Oct. 6, 2012 by Clemson (601)
Less than 200 Yards Total Offense	Oct. 27, 2012 vs. BYU (157)	Oct. 24, 2009 by Virginia (198)
Less than 100 Yards Total Offense	Nov. 18, 1961 at Alabama (96)	Oct. 9, 2004 by Maryland (82)
300 Yards Rushing	Oct. 25, 2014 at Pitt (465)	Nov. 28, 2009 by Georgia (339)
400 Yards Rushing	Oct. 25, 2014 at Pitt (465)	N/A
300 Yards Passing	Sept. 1, 2011 vs. Western Carolina (365)	Oct. 25, 2014 at Pitt (328)
400 Yards Passing	Nov. 10, 2001 at Virginia (486)	Sept. 22, 2012 by Miami (436)
Won an Overtime Game	Nov. 7, 2009 vs. Wake Forest (OT) (30-27)	Nov. 30, 2013 by Georgia (41-34)
Game Won on Final Play	Sept. 20, 2014 at Virginia Tech (Harrison Butker 24-yard FG)	Sept. 22, 2012 by Miami (OT) (Mike James 25-yard run)

THE LAST TIME (INDIVIDUAL)

	GEORGIA TECH	OPPONENT
30 Rushing Attempts	Oct. 8, 2011 vs. Maryland, Tevin Washington (32)	Nov. 8, 2003 by Duke, Chris Douglas (30)
150 Yards Rushing	Sept. 20, 2014 at Virginia Tech, Justin Thomas (165)	Oct. 5, 2013 by Miami, Duke Johnson (184)
200 Yards Rushing	Nov. 29, 2008 at Georgia, Roddy Jones (214)	Sept. 29, 2012 by Middle Tennessee State, Benny Cunningham (217)
50 Pass Attempts	Oct. 6, 2005 vs. NC State, Reggie Ball (53)	Oct. 26, 2013 at Virginia, David Watford (61)
40 Pass Attempts	Sept. 22, 2007 at Virginia, Taylor Bennett (40)	Oct. 18, 2014 at North Carolina, Marquise Williams (47)
25 Pass Completions	Nov. 8, 2003 vs. Duke, Reggie Ball (27)	Oct. 18, 2014 at North Carolina, Marquise Williams (38)
Threw 3 Interceptions	Nov. 1, 2007 vs. Virginia Tech, Taylor Bennett (4)	Sept. 20, 2014 at Virginia Tech, Michael Brewer (3)
400 Yards Passing	Nov. 10, 2001 at Virginia, George Godsey (486)	Sept. 22, 2012 by Miami, Stephen Morris (436)
300 Yards Passing	Oct. 6, 2007 vs. Maryland, Taylor Bennett (309)	Oct. 18, 2014 at North Carolina, Marquise Williams (390)
Rushed and Passed for 100 Yards	Sept. 20, 2014 at Virginia Tech, Justin Thomas (165/125)	Sept. 13, 2014 by Georgia Southern, Kevin Ellison (107/164)
Rushed and Received for 100 Yards	Nov. 14, 2013 by Clemson, Robert Godhigh (126/103)	Oct. 30, 1997 by North Carolina, J. Linton (138/137)
400 Yards Total Offense	Nov. 10, 2001 vs. Virginia, George Godsey (477)	Oct. 18, 2014 at North Carolina, Marquise Williams (463)
300 Yards Total Offense	Sept. 13, 2014 vs. Georgia Southern, Justin Thomas (325)	Oct. 18, 2014 at North Carolina, Marquise Williams (463)
10 Receptions	Oct. 7, 2006 vs. Maryland, Calvin Johnson (10)	Nov. 2, 2013 vs. Pittsburgh, Tyler Boyd (11)
200 Yards Receiving	Oct. 4, 2008 vs. Duke, Demaryius Thomas (230)	Dec. 29, 2005 by Utah, Travis Latendresse (214)
100 Yards Receiving	Sept. 20, 2014 at Virginia Tech, DeAndre Smelter (105)	Oct. 25, 2014 at Pitt, Tyler Boyd (137)
4 Touchdowns	Sept. 29, 2012 vs. Middle Tennessee State, Tevin Washington (4)	Nov. 30, 2013 by Georgia, Todd Gurley (4)
3 Touchdowns Rushing	Oct. 25, 2014 at Pitt, Broderick Snoddy (3)	Oct. 25, 2014 at Pitt, James Conner (3)
3 Touchdowns Receiving	Sept. 11, 2004 vs. Clemson, Calvin Johnson (3)	Nov. 29, 2008 by Georgia, Mohamed Massaquoi (3)
4 Touchdowns Passing	Sept. 13, 2014 vs. Georgia Southern, Justin Thomas (4)	Oct. 18, 2014 at North Carolina, Marquise Williams (4)
Rushing and Receiving Touchdowns	Oct. 18, 2014 at North Carolina, DeAndre Smelter (1/1)	Nov. 30, 2013 by Georgia, Todd Gurley (3/1)
Rushing and Passing Touchdowns	Oct. 25, 2014 at Pitt, Justin Thomas (1/1)	Oct. 18, 2014 at North Carolina, Marquise Williams (1/4)
Passing and Receiving Touchdowns	Nov. 17, 2007 vs. North Carolina, Taylor Bennett	Nov. 10, 1984 by North Carolina, Kevin Anthony (2/1)
4 Field Goals	Dec. 5, 2009 vs. Clemson, Scott Blair (4-4)	Nov. 17, 2007 by North Carolina, Connor Barth (4-5)
3 Field Goals	Nov. 20, 2010 vs. Duke, Scott Blair (3-of-3)	Sept. 20, 2014 at Virginia Tech, Joey Slye (3-for-4)
5 Field Goal Attempts	Sept. 1, 2007 vs. Notre Dame, Travis Bell (5)	Nov. 17, 2007 by North Carolina, Connor Barth (5)
Made a 50-yard Field Goal	Sept. 22, 2007 vs. Virginia, Travis Bell (51)	Aug. 30, 2014 by Wofford, David Marvin (51)
10 Punts	Sept. 15, 2007 vs. Boston College, Durant Brooks (10)	N/A
70-yard Punt	Nov. 17, 2007 vs. North Carolina, Durant Brooks (77)	Oct. 15, 1994 by Virginia, Brice (78)
60-yard Punt	Sept. 14, 2013 at Duke, Sean Poole (66)	Dec. 30, 2013 by Ole Miss, Tyler Campbell (68)
100 Punt Return Yards	Aug. 31, 2002 vs. Vanderbilt, Kelley Rhino (5-110)	N/A
70-yard Punt Return	Sept. 10, 2009 vs. Clemson, Jerrard Tarrant (85 TD)	Sept. 14, 2002 by Clemson, Derrick Hamilton (79)
90-yard Kickoff Return	Nov. 10, 2012 at North Carolina, Jamal Golden (100 TD)	Nov. 4, 2010 by Virginia Tech, David Wilson (90)
70-yard Interception Return	Aug. 31, 2013 vs. Elon, Tyler Marcordes (95/td)	Nov. 9, 2002 by Florida State, S. Samuels (82 TD)
15 Tackles	Dec. 30, 2013 vs. Ole Miss, Jemea Thomas (15)	Oct. 25, 2014 at Pitt, Todd Thomas (15)
3.0 Sacks	Nov. 30, 2013 vs. Georgia, Jeremiah Attaochu (4.0)	Sept. 22, 2012 by Miami, Anthony Chickillo (3.0)
2 Interceptions	Oct. 29, 2011 vs. Clemson, Jemea Thomas (2)	Sept. 10, 2009 by Clemson, DeAndre McDaniel (2)
2 Fumble Recoveries	Oct. 25, 2014 at Pitt, Quayshawn Nealy (2)	N/A
2 Forced Fumbles	Oct. 25, 2014 at Pitt, P.J. Davis (2)	Sept. 21, 2013 by North Carolina, Norkeithus Otis (2)

THE LAST TIME (TWO PLAYERS)

	GEORGIA TECH	OPPONENT
2 100-yard Rushers	Oct. 26, 2016 at Virginia, Laskey (133), Godhigh (111), Sims (107)	Sept. 13, 2014 by Georgia Southern, Breida (111) and Ellison (107)
2 100-yard Receivers	Sept. 10, 2005 vs. N. Carolina, Bilbo (131), C. Johnson (114)	Nov. 14, 2013 by Clemson, Martavis Bryant (176) & Sammy Watkins (104)
100-yard Rusher/100-yard Receiver	Nov. 14, 2013 by Clemson, Robert Godhigh (126), R. Godhigh (103)	Oct. 5, 2013 by Miami, Duke Johnson (184) and Allen Hurns (108)
250 Combined Yards Rushing	Sept. 17, 2011 vs. Kansas, Orwin Smith (157), Embry Peoples (110)	Nov. 28, 2009 by Georgia, Ealey and King (349)
250 Combined Yards Receiving	Jan. 1, 2007 vs. W. Virginia, C. Johnson and J. Johnson (254)	Nov. 14, 2013 by Clemson, Martavis Bryant and Sammy Watkins (280)
20 Combined Receptions	Nov. 10, 2001 at Virginia, Glover and Watkins (21)	Oct. 26, 2013 at Virginia, Darius Jennings and Tim Smith (23)



GEORGIA TECH NUMERICAL ROSTER

NO	NAME	POS	HT	WT	YR	HOMETOWN / LAST SCHOOL	NO	NAME	POS	HT	WT	YR	HOMETOWN / LAST SCHOOL
1	Isaiah Johnson	S	6-2	205	RSr.	Tyrone, Ga. / Sandy Creek HS	59A	Trey Smith	OL	6-4	255	Fr.	Marietta, Ga. / Hillgrove HS
2	Anthony Harrell	LB	6-2	237	RJr.	Tampa, Fla. / Jesuit HS	60	Kyle Stallard	OL	6-3	266	RSo.	Alpharetta, Ga. / Alpharetta HS
3	Dennis Andrews	AB	6-0	194	RSo.	Tallahassee, Fla. / Godby HS	61	Casey Wilson	LS	6-2	202	Fr.	Tucker, Ga. / Saint Pius X HS
4	Jamal Golden	DB	6-0	193	RJr.	Wetumpka, Ala. / Wetumpka HS	62	Joshua Rogers	LB	5-9	209	RSr.	Canton, Ga. / Sequoya HS
4A	Brady Swilling	QB	6-2	213	RFr.	Chatsworth, Ga. / North Murray HS	62A	Cheyenne Hunt	OL	6-0	245	Fr.	Springfield, Ga. / Effingham County HS
5	Justin Thomas	QB	5-11	189	RSo.	Prattville, Ala. / Prattville HS	63	Rusty Scott	LB	6-3	211	RJr.	Lincolnton, Ga. / Lincoln County HS
6	Chris Milton	DB	5-11	190	RJr.	Folkston, Ga. / Charlton County HS	63A	Kevo Yeremian	OL	6-4	290	Fr.	Cumming, Ga. / Lambert HS
7	B.J. Bostic	AB	5-11	169	RSr.	Louisville, Ga. / Jefferson County HS	64	Jake Whitley	OL	6-4	288	Fr.	North Augusta, S.C. / North Augusta HS
8	Step Durham	DB	5-11	188	Fr.	Jacksonville, Fla. / Atlantic Coast HS	65	Trey Klock	OL	6-4	273	Fr.	Hummelstown, Pa. / Lower Dauphin HS
9	Tony Zenon	AB	5-8	177	RSr.	Albany, Ga. / Deerfield Windsor Academy	66	Mitchell Williams	OL	6-2	236	RFr.	Alpharetta, Ga. / Milton HS
10	Synjin Days	AB	6-2	231	RSr.	Marietta, Ga. / Hillgrove HS	67	Jake Stickler	OL	6-5	261	Fr.	Bradenton, Fla. / Manatee HS
11	Matthew Jordan	QB	6-2	200	Fr.	Jackson, Ala. / Jackson HS	68	Michael Muns	OL	6-4	271	RSo.	Swainsboro, Ga. / Swainsboro HS
12	Demond Smith	DB	6-0	191	RSr.	Monroe, Ga. / Monroe Area HS	69	Michael Preddy	OL	6-3	274	Fr.	Charleston, S.C. / Porter Gaud School
12A	Chase Martenson	QB	6-2	201	Fr.	Dunwoody, Ga. / Marist School	70	Shaquille Mason	OL	6-1	300	Sr.	Columbia, Tenn. / Columbia Central HS
13	John Marvin	DB	6-1	193	RFr.	Ft. Walton Beach, Fla. / Ft. Walton Beach HS	71	Shamire Devine	OL	6-7	365	RFr.	Atlanta, Ga. / Tri-Cities HS
14	Corey Griffin	DB	6-2	194	RFr.	Tyrone, Ga. / Sandy Creek HS	72	Chris Griffin	OL	6-6	284	RFr.	Panacea, Fla. / Wakulla HS
15	DeAndre Smelter	WR	6-3	222	Sr.	Macon, Ga. / Tattall Square Academy	73	Gary Brown	OL	6-3	288	Fr.	Tampa, Fla. / Alonzo HS
16	Corey Dennis	WR	6-2	210	Sr.	Troy, Ala. / Charles Henderson HS	74	Tim Seager	OL	6-2	293	RJr.	Blacksburg, Va. / Blacksburg HS
16A	Denis Onwuala	DB	5-8	180	RSo.	Alpharetta, Ga. / Northview HS	75	Errin Joe	OL	6-3	313	RJr.	Lakeland, Fla. / Lake Gibson HS
17	Lance Austin	DB	5-10	187	Fr.	Barnesville, Ga. / Lamar County HS	76	Nick Brigham	OL	6-3	294	RSo.	Atlanta, Ga. / Maryland
18	Tim Byerly	QB	6-0	212	RJr.	Alpharetta, Ga. / Middle Tennessee	77	Thomas O'Reilly	OL	6-3	300	RJr.	Marietta, Ga. / Auburn
18A	Zach Matthews	DB	6-2	180	Fr.	Suwanee, Ga. / Lambert HS	78	Trey Braun	OL	6-5	294	RJr.	Tallahassee, Fla. / Leon HS
20	Lawrence Austin	DB	5-9	184	Fr.	Barnesville, Ga. / Lamar County HS	79	Eason Fromayan	OL	6-4	290	RFr.	Alpharetta, Ga. / TCU
21	Charles Perkins	BB	6-0	205	RSr.	Lawrenceville, Ga. / Collins Hill HS	80	Brandon Oliver	WR	5-11	208	RJr.	Douglasville, Ga. / Lithia Springs HS
22	Broderick Snoddy	AB	5-9	190	RJr.	Carrollton, Ga. / Carrollton HS	81	Ricky Jeune	WR	6-3	214	RFr.	Spring Valley, N.Y. / Saint Joseph Regional (N.J.) HS
22A	Melvin Davis	DB	6-0	194	Fr.	Madison, Ga. / Morgan County HS	82	Qua Searcy	WR	5-11	167	Fr.	Barnesville, Ga. / Lamar County HS
23	Domonique Noble	DB	6-2	214	RJr.	Mount Ulla, N.C. / West Rowan HS	83	Matt Serpico	WR	6-4	233	RJr.	Fayetteville, Ga. / Whitewater HS
24	Marcus Allen	LB	6-2	225	RSo.	Hilliard, Fla. / Hilliard Middle-Senior HS	84	Micheal Summers	WR	6-1	196	RSo.	Statesboro, Ga. / Statesboro HS
25	Tre Jackson	LB	5-10	225	Fr.	Valdosta, Ga. / Lowndes HS	85	Ryan Rodwell	P	6-2	188	RSo.	Deland, Fla. / Deland HS
25A	Roderick Tyler	DB	5-8	207	Fr.	Atlanta, Ga. / Mays HS	85A	Will Smith	WR	5-11	192	RJr.	St. Louis, Mo. / John Burroughs HS
26	Zach Allen	DB	5-9	179	RSo.	Roswell, Ga. / Roswell HS	86	Antonio Messick	WR	6-3	195	RFr.	Fayetteville, Ga. / Fayette County HS
27	Lynn Griffin	DB	6-0	199	RSo.	Jacksonville, Fla. / Trinity Christian HS	87	Harrison Butker	K	6-3	202	So.	Decatur, Ga. / Westminster HS
28	D.J. White	DB	5-11	188	Jr.	McDonough, Ga. / Union Grove HS	88	Darren Waller	WR	6-5	241	Sr.	Acworth, Ga. / North Cobb HS
29	Austin McClellan	AB	5-9	186	RSo.	Wildwood, Fla. / Trinity Catholic	89	Bennett Barton	WR	6-1	202	RFr.	Roswell, Ga. / Roswell HS
30	C.J. Leggett	BB	5-10	207	Fr.	Suwanee, Ga. / North Gwinnett HS	90	Kenderius Whitehead	DE	6-5	209	RSo.	Milledgeville, Ga. / Georgia Military College
31	Deon Hill	AB	6-0	194	RSr.	Phenix City, Ala. / Central HS	91	Patrick Gamble	DL	6-5	286	RSo.	Carrollton, Ga. / Central Carroll HS
32	Jabari Hunt-Days	LB	6-3	261	RJr.	Marietta, Ga. / Hillgrove HS	92	Francis Kallon	DL	6-5	296	RSo.	Lawrenceville, Ga. / Central Gwinnett HS
33	Beau Hankins	LB	6-1	231	RSo.	Birmingham, Ala. / Jackson-Olin HS	93	Antonio Simmons	DL	6-3	228	Fr.	Jacksonville, Fla. / University Christian School
33A	Jalen Saunders	WR	6-1	188	RFr.	Augusta, Ga. / Evans HS	94	Adrian Gardner	DE	6-2	279	RJr.	Dawson, Ga. / Terrell County HS
34	Matt Connors	BB	6-0	205	RSr.	Alpharetta, Ga. / Marist School	95	Tyler Merriweather	DE	6-3	231	Fr.	Demopolis, Ala. / Demopolis Academy
35	Tyler Marcordes	LB	6-4	235	RJr.	Normal, Ill. / Normal Community West HS	96	Adam Gotsis	DL	6-5	282	Jr.	Abbotsford, Australia / Kew HS
36	Tyler Teknipp	DB	5-10	190	RSo.	McDonough, Ga. / Eagle's Landing HS	97	Shawn Green	DL	6-0	276	RSr.	Grayson, Ga. / Grayson HS
37	Zach Laskey	BB	6-1	218	Sr.	Peachtree City, Ga. / Starr's Mill HS	98	Roberto Hinojosa	K	5-10	179	RJr.	Suwanee, Ga. / North Florida
38	Sam McNearney	AB	5-6	178	RSr.	Atlanta, Ga. / Marist School	99	Tyler Stargel	DE	6-3	246	RSo.	Orange Beach, Ala. / Gulf Shores HS
39	Chaz Cheeks	DE	6-4	219	RJr.	Gainesville, Ga. / East Hall HS							
39A	Ryan Braswell	BB	5-11	211	RFr.	Atlanta, Ga. / St. Pius X HS							
40	P.J. Davis	LB	5-11	218	So.	Cairo, Ga. / Cairo HS							
41	Roderick Rook-Chungong	DE	6-3	243	RSo.	Silver Spring, Md. / Good Counsel HS							
42	KeShun Freeman	DE	6-1	236	Fr.	Hogansville, Ga. / Callaway HS							
43	Kyle Travis	LB	6-3	241	Sr.	Cumming, Ga. / South Forsyth HS							
44	Shaun Kagawa	DB	5-11	202	Fr.	Hilo, Hawai'i / Kamehameha HS							
45	Isiah Willis	AB	5-9	193	RSo.	Marietta, Ga. / Lassiter HS							
45A	Josh Selemba	DB	6-3	179	Fr.	Roswell, Ga. / Roswell HS							
46	Tremayne McNair	LB	6-2	227	Sr.	Jacksonville, N.C. / White Oak HS							
47	Jalen Johnson	S	6-3	200	Fr.	Oneonta, Ala. / Oneonta HS							
47A	Justin Bryan	BB	6-5	235	Jr.	Lavonia, Ga. / Franklin County/Georgia							
48	Chase Alford	LB	6-1	234	So.	Conyers, Ga. / Heritage HS							
49	Clinton Lynch	AB	6-0	181	Fr.	Norcross, Ga. / Norcross HS							
50	Andrew Marshall	OL	6-4	270	Fr.	Cumming, Ga. / West Forsyth HS							
51	Andrew Chau	K/P	5-10	185	RJr.	Griffin, Ga. / Pike County HS							
52	Terrell Lewis	DL	6-2	227	Fr.	Ocoee, Fla. / Ocoee HS							
53	Bryan Chamberlain	OL	6-4	295	RJr.	Albany, Ga. / Monroe HS							
54	Quayshawn Nealy	LB	6-1	235	RSr.	Lakeland, Fla. / Lakeland HS							
55	Sean Tobin	LS	6-3	219	RJr.	Holmdel, N.J. / Saint John Vianney HS							
56	Trevor Stroebel	LS	6-4	218	So.	Saukville, Wis. / Cedarburg HS							
57	Niko Anderson	OL	6-3	277	RFr.	Macon, Ga. / Mount De Sales Academy							
58	Freddie Burden	OL	6-3	302	RSo.	Statesboro, Ga. / Statesboro HS							

2014 GEORGIA TECH COACHING STAFF

Head Coach: Paul Johnson (Western Carolina, 1979), 7th season at Tech
Quarterbacks/B-Backs Coach: Bryan Cook
Linebackers/Recruiting Coordinator: Andy McCollum
A-Backs: Lamar Owens
Defensive Line: Mike Pelton
Wide Receivers: Al "Buzz" Preston
Defensive Coordinator: Ted Roof
Special Teams / Assistant O-Line: Ray Rychleski
Offensive Line: Mike Sewak
Secondary: Joe Speed
Graduate Assistant Coach: Preston Pehrson
Graduate Assistant Coach: Airon Savage
Graduate Assistant Coach: Steven Sylvester
Recruiting Assistant: Joe Hamilton
Director of Football Operations: Mike Huff
Associate Director of Football Operations: Andy Lutz
Director of Player Personnel: Pete Hurt
Assistant Director of Player Personnel: Saeed Khalif
Assistant Director of Player Personnel: Brad Waggoner
Director of Player Development: John Sisk
Director of Sports Medicine: Jay Shoop

LOCATIONS ON THE FIELD

Paul Johnson
Ray Rychleski
Mike Pelton
Andy McCollum
Mike Sewak
Buzz Preston
Joe Speed

IN THE BOX

Ted Roof
Bryan Cook
Lamar Owens

