



VIRGINIA

2012-13 CAVALIER MEN'S BASKETBALL GAME NOTES

2012-13 Schedule/Results

11/9	at George Mason	[MASN]	L, 63-59
11/12	FAIRFIELD ¹	[ESPN3]	W, 54-45
11/13	DELAWARE ¹	[ESPN3]	L, 59-53
11/17	SEATTLE	[ESPN3]	W, 83-43
11/19	LAMAR ¹		W, 63-44
11/20	NORTH TEXAS ¹		W, 80-64
11/28	at Wisconsin ²	[ESPN2]	W, 60-54
12/1	GREEN BAY	[RSN]	W, 67-51
12/5	TENNESSEE	[ESPN3]	W, 46-38
12/8	MISS. VALLEY STATE	[ESPN3]	W, 67-39
12/19	MORGAN STATE	[ESPN3]	W, 75-57
12/22	vs. Old Dominion ³	[NBCSN]	5:30 p.m.
12/30	WOFFORD	[RSN]	1 p.m.
1/6	NORTH CAROLINA *	[ESPNU]	8 p.m.
1/9	at Wake Forest *	[RSN]	9 p.m.
1/12	at Clemson *	[ACCN]	12 p.m.
1/19	FLORIDA STATE *	[ACCN]	4 p.m.
1/24	at Virginia Tech *	[ACCN]	8 p.m.
1/26	BOSTON COLLEGE *	[RSN]	1 p.m.
1/29	NC STATE *	[ESPN2]	7 p.m.
2/3	at Georgia Tech *	[ESPNU]	2 p.m.
2/7	CLEMSON * [ESPN or ESPN2]		7 p.m.
2/10	at Maryland *	[ACCN]	1 p.m.
2/12	VIRGINIA TECH *	[ESPNU]	7 p.m.
2/16	at North Carolina *	[ACCN]	12 p.m.
2/19	at Miami *	[ESPNU]	9 p.m.
2/24	GEORGIA TECH *	[ACCN]	2 p.m.
2/28	DUKE * [ESPN or ESPN2]		9 p.m.
3/3	at Boston College *	[ACCN]	4 p.m.
3/7	at Florida State * [ESPN or ESPN2]		7 p.m.
3/10	MARYLAND *	[ESPNU]	6 p.m.
3/13-16	at ACC Tournament, Greensboro, N.C.		

* ACC game

1 NIT Season Tip-Off, Charlottesville, Va.

2 ACC/Big Ten Challenge, Madison, Wis.

3 Governor's Holiday Hoops Classic, Richmond, Va.

[MASN] - Mid-Atlantic Sports Network

[NBCSN] - NBC Sports Network

[ACCN] - ACC Network

[RSN] - Regional Sports Networks

All Times Eastern

Rankings are Associated Press

13-1

BY THE NUMBERS

Virginia is 13-1 over the last 14 seasons in its last game prior to Christmas Day.

Game #12 - December 22, 2012

Governor's Holiday Hoops Classic • Richmond, Va.
Richmond Coliseum (11,140) • 5:30 p.m.



Virginia Cavaliers (9-2, 0-0 ACC)

vs.

Old Dominion Monarchs (1-10, 0-1 CAA)



Radio: Virginia Sports Radio Network (Dave Koehn, Ted Jeffries)



TV: NBC Sports Network (Mike Corey, Ron Thompson)

FOR OPENERS

- Virginia has an eight-game winning streak.
- The Cavaliers are 0-2 vs. Colonial Athletic Association opponents this season.
- Virginia lost to George Mason (63-59) and Delaware (59-53) of the CAA in November.
- The Cavaliers rank third nationally in scoring defense (50.6 ppg) and seventh in opponent field goal percentage (35.1%) as of Dec. 20.
- The Cavaliers are 42-11 against teams from Virginia since the 1999-2000 season.
- Uva juniors Joe Harris and Akil Mitchell and sophomore Darion Atkins are each averaging career highs in scoring.

LAST TIME OUT

- Virginia beat Morgan State, 75-57, on Dec. 19 for its eighth consecutive win.
- Cavalier junior forward Akil Mitchell had 15 points and 12 assists for his fifth double-double.
- Sophomore forward Darion Atkins had a career-high 17 points and sophomore guard Paul Jespersen added a career-best 11 points.
- UVa had a season-high 23 second-chance points and outrebounded Morgan State, 39-21.

ALL-TIME VS. OLD DOMINION

- Virginia holds a 9-4 advantage against Old Dominion in the series that dates back to 1976-77.
- UVa has a three-game winning streak vs. the Monarchs, including an 80-76 win in the last meeting on March 24, 2008, in the College Basketball Invitational.
- Virginia is 4-1 vs. Old Dominion in Richmond, Va.

ALL-TIME VS. COLONIAL ATHLETIC ASSOCIATION OPPONENTS

- Virginia is 99-35 all-time against current CAA members (10-2 vs. Delaware, 2-0 vs. Drexel, 7-1 vs. George Mason, 1-2 vs. Hofstra, 8-0 vs. James Madison, 3-0 vs. UNCW, 1-0 vs. Northeastern, 9-4 vs. Old Dominion, 5-0 vs. Towson and 53-26 vs. William & Mary).

Starting Lineup vs. Morgan State (12/19/12)

G 5 Teven Jones R-Fr. 3.9 ppg 1.1 rpg 2.3 apg

• Team is 6-0 with Jones in the starting lineup

G 12 Joe Harris Jr. 14.7 ppg 4.1 rpg 2.5 apg

• Has scored in double figures in nine of 11 games

G 2 Paul Jespersen So. 4.6 ppg 2.5 rpg 1.5 apg

• Tallied a career-high 11 points vs. Morgan State (12/19/12)

F 25 Akil Mitchell Jr. 13.5 ppg 9.5 rpg 2.0 apg

• Has five double-doubles this season

F 32 Darion Atkins So. 9.2 ppg 5.3 rpg 1.7 bpg

• Leads team in blocked shots (19) and is second in rebounds (58)

Virginia Athletics Media Relations • 154 John Paul Jones Arena, PO Box 400853, Charlottesville, VA 22904 • Office: (434) 982-5500 • Fax: (434) 982-5525

Erich Bacher (Primary Men's Basketball Contact)
Steve Kirkland (Secondary Men's Basketball Contact)

Office: (434) 982-5530
Office: (434) 982-5535

Cell: (720) 318-5538
Cell: (434) 825-5241

Email: bacher@virginia.edu
Email: skirkland@virginia.edu

National Rankings

ASSOCIATED PRESS (Monday, Dec. 17)

1 Duke (62)	9-0	1,622
2 Michigan (3)	11-0	1,543
3 Syracuse	9-0	1,465
4 Arizona	8-0	1,371
5 Louisville	9-1	1,362
6 Indiana	9-1	1,321
7 Ohio State	8-1	1,249
8 Florida	7-1	1,163
9 Kansas	8-1	1,110
10 Illinois	12-0	1,044
11 Cincinnati	10-0	967
12 Missouri	8-1	886
13 Minnesota	11-1	730
14 Gonzaga	10-1	710
15 Georgetown	9-1	579
16 New Mexico	11-0	548
17 Creighton	10-1	530
18 San Diego State	8-1	493
19 Butler	8-2	361
20 Michigan State	9-2	343
21 UNLV	8-1	315
22 Notre Dame	9-1	291
23 North Carolina	8-2	256
24 Oklahoma State	8-1	244
25 North Carolina State	7-2	198

Others receiving votes: Oregon 176, Pittsburgh 158, Kentucky 41, Wyoming 14, Marquette 8, Virginia Commonwealth 7, Wichita State 6, Connecticut 4, Murray State 4, **Miami (FL) 3**, **Maryland 2**, Bucknell 1

ESPN/USA TODAY COACHES (Monday, Dec. 17)

1 Duke (30)	9-0	774
2 Michigan (1)	11-0	743
3 Syracuse	9-0	695
4 Louisville	9-1	640
5 Arizona	8-0	632
6 Indiana	9-1	627
7 Ohio State	8-1	595
8 Kansas	8-1	552
9 Florida	7-1	532
10 Illinois	12-0	482
11 Cincinnati	10-0	460
12 Missouri	8-1	451
13 Creighton	10-1	351
14 Gonzaga	10-1	339
15 San Diego State	8-1	296
16 Minnesota	11-1	273
17 New Mexico	11-0	219
18 UNLV	8-1	216
19 North Carolina	8-2	187
Michigan State	9-2	187
21 Georgetown	9-1	180
22 Notre Dame	9-1	125
23 Kentucky	7-3	98
24 Oklahoma State	8-1	94
25 Butler	8-2	89

Others receiving votes: **North Carolina State 84**, Pittsburgh 74, Oregon 45, Virginia Commonwealth 11, Wyoming 8, Connecticut 6, Wichita State 5, Murray State 3, Oklahoma 2

2012-13 Opponents in Bold

EMBRACE THE PACE

- The Cavaliers have held five opponents under 50 points this season.
- UVa has held its opponent under 43 percent shooting from the field in nine of its last 10 games.
- The Cavaliers have held an opponent under 20 points in a half five times this season (15 vs. Fairfield, 13 vs. Seattle, 18 vs. Lamar, 16 vs. Tennessee and 17 vs. Mississippi Valley State).
- Opponents are shooting just 35.1 percent from the field and 28 percent from three-point range vs. Virginia this season.
- UVa ranks first nationally in opponents assists per game (8.0) and sixth nationally in opponent possessions per 40 minutes (61.3).

INSIDE THE EIGHT-GAME WINNING STREAK

- UVa's eight-game winning streak is its best since last year's 11-game winning streak from Nov. 19, 2011-Jan. 7, 2012.
- UVa is shooting 48 percent from the floor, 39.8 percent from the three-point line and 75.7 percent from the free-throw line during the streak.
- UVa is averaging 67.6 points per game and allowing 48.8 points per game during the streak.
- The Cavaliers are limiting opponents to 32.2 percent shooting from the floor and 24.4 percent from the three-point line during the streak.
- Akil Mitchell is leading UVa in scoring during the streak at 13.9 points per game.

NONCONFERENCE NOT A PROBLEM

- UVa is 9-2 in nonconference action this season and 41-16 in nonconference play in four years under head coach Tony Bennett.
- UVa has posted nonconference wins vs. Fairfield (54-45), Seattle (83-43), Lamar (63-44), North Texas (80-64), Wisconsin (60-54), Green Bay (67-51), Tennessee (46-38), Mississippi Valley State (67-39) and Morgan State (75-57).

HEAD COACH TONY BENNETT

- Head coach Tony Bennett has posted a 62-43 mark in four seasons at UVa.
- Bennett has a 131-76 career record in seven seasons of collegiate coaching, including a 69-33 record at Washington State.
- Bennett guided the Cavaliers to their first NCAA Tournament since 2007 last season with a 22-10 record, and UVa's 22 wins were the most since 25 in 1994-95.
- UVa's nine ACC wins in 2011-12 were its most since 11 in 2006-07.
- Bennett is one of 18 Division I head coaches who played in the NBA.

NO ORDINARY JOE

- Joe Harris is averaging a career-high 14.7 points, 4.1 rebounds and 2.5 assists per game.
- Harris led UVa with 19 points at George Mason, 15 points vs. Fairfield, 20 vs. Delaware, 17 vs. Lamar, a season-high 22 at Wisconsin, 20 vs. Green Bay and 13 vs. Tennessee.
- Harris has led the team in scoring 19 times and scored in double figures 45 times in 74 career games at Virginia.
- Harris is also shooting a career-high 44.9 percent (22-49) from three-point range.
- He ranks second in the ACC in three-point shooting accuracy (44.9%), fifth in three-point field goals made per game (2.0) and eighth in scoring (14.7 ppg) through games of as of Dec. 19.

AKIL HAS A FEEL

- Akil Mitchell is averaging career highs in points (13.5) and rebounds (9.5).
- Mitchell has five double-doubles this season (15-13 vs. Delaware, 14-16 vs. Seattle, 11-10 at Wisconsin, 13-12 vs. Tennessee and 15-12 vs. Morgan State).
- Mitchell has scored in double figures in 10 of 11 games.
- Mitchell has scored a career-high 20 points two times.
- Mitchell has led UVa in rebounds in seven games.
- Mitchell is also shooting a career-best 72.2 percent (39-54) from the free-throw line.
- He ranks fifth in the ACC in rebounding (9.5 rpg) and ninth in field goal percentage (52.9%) through games of as Dec. 19.

CARRY ON DARION

- Darion Atkins has started the past six games and is averaging a career-best 9.2 points, 5.3 rebounds and 1.7 blocked shots per game.
- He scored a career-best 17 points vs. Morgan State (12/19/12) and grabbed a career-high 11 rebounds vs. Green Bay (12/1/12).
- UVA is 7-0 with Atkins in the starting lineup.
- Atkins leads the team in field goal percentage (56.3%) and blocked shots (19).
- Atkins ranks seventh in the ACC in blocked shots per game (1.7 bpg).

FOUNTAIN OF YOUTH

- Five Virginia freshmen (Justin Anderson, Taylor Barnette, Teven Jones, Evan Nolte and Mike Tobey) have started at least one game this season.
- Anderson leads the newcomers in scoring at 6.3 points per game, followed by Nolte (5.8), Tobey (5.0), Jones (3.9) and Barnette (2.3).
- Nolte leads the team in steals (12) and is second in three-point field goal percentage (44%).
- UVA started three freshmen (Anderson, Tobey and Barnette) in its season-opening game vs. George Mason for the first time in school history.

CLEANING THE GLASS

- Virginia, who is averaging 34.8 rebounds per game, has outrebounded its opponent in 10 of 11 games.
- The Cavaliers have grabbed eight or more offensive rebounds in eight games.
- Akil Mitchell leads Virginia in offensive rebounds (34), defensive rebounds (70) and total rebounds (104).

HOLDING FOES UNDER 50

- Virginia is 5-0 this season when holding opponents under 50 points.
- Virginia is 22-1 when holding opponents under 50 points in the Tony Bennett era.
- Last season, Virginia set an ACC record during the shot clock era by holding 11 opponents under 50 points last season.
- The 11 games of holding opponents under 50 points were the most for the Cavaliers in a season since holding 16 opponents under 50 points in 1945-46.

THE ELECTRIC 70s

- Virginia is 28-2 when scoring at least 70 points under Tony Bennett.
- The Cavaliers are 34-41 over the past four seasons when scoring under 70 points.

60 IS THE NEW 70

- UVA is 7-0 when scoring at least 60 points and 2-2 when scoring under 60 points.
- Last season, Virginia was 18-2 when scoring at least 60 points and 4-8 when scoring under 60 points.

RECORDS WATCH

- Jontel Evans needs 14 assists and 20 steals to rank 10th on the UVA career lists.
- Joe Harris needs 19 three-pointers to rank 10th on the all-time career list.

THERE'S NO PLACE LIKE HOME AT JPJ

- Virginia is 80-32 (.714) in seven seasons at John Paul Jones Arena.
- The Cavs are 8-1 this season at JPJ after posting a 13-3 record last season.
- Virginia is 43-16 (.729) at home under head coach Tony Bennett.

NOTE WORTHY

- UVA has used six different starting lineups this season.
- Joe Harris and Akil Mitchell have started every game.
- UVA is 7-0 when shooting 70 percent or better from the free throw line.
- The Cavs are 9-1 when limiting opponents to less than 50 percent shooting from the field.
- The 84 combined points in the Virginia-Tennessee game tied for the lowest total in UVA

MEDIA INFORMATION**PRESS CREDENTIALS**

Media members interested in obtaining season or game credentials should contact Erich Bacher via email at bacher@virginia.edu, office phone (434) 982-5530 or cell phone (720) 318-5538. Please allow ample time for credentials to be mailed to you. We would like to receive credential requests no later than 10 days prior to the game if at all possible. Credentials that can't be mailed will be held for pickup at the will call window at John Paul Jones Arena. You must have a press pass to be admitted to the media area and the press room.

PHOTO CREDENTIALS

All photographers and camera operators must wear a visible credential issued by the Virginia athletics media relations office. Photographers work from the baselines at both ends of the court at John Paul Jones Arena. Live television is given top priority for courtside space.

PRESS PARKING

Press parking passes are provided upon request on a limited basis. If you need a parking pass, please be sure to inform the UVA athletics media relations office when making your press or photo credential request.

INTERVIEWS

All requests for interviews with Virginia basketball coaches and players should be made through Erich Bacher in the athletics media relations office. It is requested you allow the athletics media relations staff at least one day, preferably longer, to arrange an interview.

POSTGAME INTERVIEWS

Virginia head coach Tony Bennett and the visiting head coach will meet with media representatives in the press room after each game at John Paul Jones Arena. The first coach will be available in the press room approximately 10 minutes after the conclusion of the game and the second coach will be in the press room approximately 20 minutes after the game. Virginia players will be available in the team meeting room adjacent to the men's basketball locker room after home games.

RADIO

Each visiting school is allowed one free radio broadcast from John Paul Jones Arena. The Virginia athletics media relations office provides two ISDN lines and three business touchtone lines for use by the visiting broadcast crew. Radio network crews work from a courtside location at the scorer's table. Three seats are available at the table and one seat behind the visitor's broadcast location.

GAME SERVICES

Information packets are available before each game at John Paul Jones Arena, and a full statistical summary and play-by-play sheets are distributed at halftime and after the game. Quotes from both coaches and two or three players from each team will be available at the conclusion of the game. A pregame meal is served for working members of the media in the press room on the event level of John Paul Jones Arena.

TELEPHONES/WIRELESS

The Virginia athletics media relations office will have a limited number of telephones available for postgame reporting. Should you require your own telephone for game coverage, please contact Darlene Craig or Jim Daves in the Virginia athletics media relations office. A wireless network is available at John Paul Jones Arena for visiting media. A UVA media relations representative will provide login directions.

history during the shot-clock era.

- UVa allowed under 40 points for two straight games (vs. Tennessee and Mississippi Valley State) for the first time since 1948-49 (38 by Langley Field, 39 by Richmond Royals).

LONG RANGE BOMBERS

- The Cavaliers set a John Paul Jones Arena team record for three-point shooting percentage in a game by drilling 8-of-11 (72.7%) shots beyond the arc vs. North Texas (11/20/12).
- Virginia has made six or more three-pointers in six games.
- Joe Harris ranks second in the ACC in three-point field goal percentage (44.9%) and fifth in three-point field goals made per game (2.0) through games of Dec. 19.

BROGDON TO REDSHIRT THIS SEASON

- Sophomore guard Malcolm Brogdon will redshirt the 2012-13 season while recovering from successful foot surgery performed on March 7.
- Brogdon averaged 6.7 points and 2.8 rebounds per game in 28 games last season.

PERRANTES AND HALL SIGN WITH VIRGINIA

- Virginia signed standout guards London Perrantes (Woodland Hills, Calif.) and Devon Hall (Virginia Beach, Va.) to National Letters of Intent on Nov. 14.
- Perrantes is ranked No. 86 on ESPN's Top 100 recruiting list for 2013, while Hall is ranked No. 77 on Rivals.com's Prospect Ranking list.

VIRGINIA PICKED 7TH IN THE ACC

- Virginia was selected seventh in the preseason poll at ACC Operation Basketball.
- The Cavaliers, who were picked fourth and finished fourth last season, have finished at or higher than their predicted finish in each of the last four seasons.
- NC State is the preseason favorite, followed by Duke, North Carolina, Florida State, Miami, Maryland, Virginia, Clemson, Georgia Tech, Virginia Tech, Wake Forest and Boston College.

ABOUT THE 2012-13 SCHEDULE

- Five of Virginia's opponents were ranked in the preseason polls (NC State, Duke, North Carolina, Wisconsin and Florida State), while another two received votes (Tennessee and Miami, Fla.).
- Six opponents earned 2012 NCAA Tournament berths, while three participated in the College Basketball Invitational and two in the National Invitation Tournament.

EUROPEAN TOUR RECAP

- The Cavaliers posted a 2-3 mark during their five-game European Tour this past August.
- UVa competed against teams from the Netherlands, Belgium and France. Joe Harris led Virginia in scoring in Europe, averaging 15.6 points per game, while Akil Mitchell averaged 13.4 ppg, Mike Tobey 11.2 ppg and Jontel Evans 9.6 ppg.
- Evans averaged 7.8 assists per games, while Mitchell was UVa's top rebounder, pulling down 50 boards in the five games.

SCOTT WILL BE TOUGH TO REPLACE

- UVa will miss the 2011-12 third-team All-American Mike Scott, who is now a member of the NBA's Atlanta Hawks.
- Scott, who led Virginia in scoring and rebounding last season, was the first Cavalier to earn All-America honors since Ralph Sampson in 1983.
- Scott totaled 1,538 points and 944 rebounds in 130 career games at UVa.

ON THE AIR THIS SEASON

- Most all of Virginia's games this season will be broadcast either on television or online this season. The only games that will not be broadcast are the NIT Season Tip-Off consolation games on Nov. 19-20.
- All games will be broadcast on the Virginia Sports Radio Network with David Koehn (play-by-play) and Ted Jeffries (analyst) calling the action.

Virginia's Record When...

	All	ACC
Leading at the half:	8-0	-
Trailing at the half:	1-2	-
Tied at the half:	-	-
Playing Overtime	-	-
Shooting 50% or better	4-0	-
Shooting between 40-49.9%	4-0	-
Shooting less than 40%	1-2	-
Opponents shoot 50% or better	0-1	-
Opponents shoot less than 50%	8-1	-
UVa outrebounds its opponent	8-2	-
Opponent outrebounds UVa	1-0	-
Teams are tied in rebounds	-	-
UVa has 10 or more steals	-	-
UVa shoots 70% FT or better	7-0	-
UVa shoots less than 70% FT	2-2	-
Scoring less than 50 points	1-0	-
Scoring 50-59 points	1-2	-
Scoring 60-69 points	4-0	-
Scoring 70-79 points	1-0	-
Scoring 80-89 points	2-0	-
Scoring more than 90 points	-	-
Allowing less than 50 points	5-0	-
Allowing 50-59 points	3-1	-
Allowing 60-69 points	1-1	-
Allowing 70-79 points	-	-
Allowing 80-89 points	-	-
Allowing 90 or more points	-	-
Playing in John Paul Jones Arena	8-1	-
Playing on the road	1-1	-
Playing on a neutral court	-	-
Game decided by 1-4 points	0-1	-
Game decided by 5-10 points	3-1	-
Game decided by 11 or more pts	6-0	-
Playing at night	6-2	-
Playing in the afternoon	3-0	-
Playing on Monday	2-0	-
Playing on Tuesday	1-1	-
Playing on Wednesday	3-0	-
Playing on Thursday	-	-
Playing on Friday	0-1	-
Playing on Saturday	3-0	-
Playing on Sunday	-	-
Playing in November	5-2	-
Playing in December	4-0	-
Playing in January	-	-
Playing in February	-	-
Playing in March	-	-
Playing on TV	2-1	-
Playing Online	5-1	-

ON THE HORIZON

• Virginia hosts Wofford in nonconference action on Sunday, Dec. 30. Tipoff is set for 1 p.m. at John Paul Jones Arena.

ACC COACHES TELECONFERENCE

The 12 ACC head basketball coaches will be featured on nine Monday teleconferences during the 2012-13 season. The season's first teleconference will take place on Monday, January 7, 2013, and continue through Monday, March 11. Each coach will have 10 minutes to make an opening statement and answer questions. There will be an instant replay of each teleconference on the Conference's internet site TheACC.com each Monday afternoon.

Jeff Bzdelik, Wake Forest	10:30
James Johnson, Virginia Tech	10:40
Tony Bennett, Virginia	10:50
Mark Gottfried, NC State	11:00
Roy Williams, North Carolina	11:10
Jim Larranaga, Miami	11:20
Mark Turgeon, Maryland	11:30
Brian Gregory, Georgia Tech	11:40
Leonard Hamilton, Florida State	11:50
Mike Krzyzewski, Duke	12:00
Brad Brownell, Clemson	12:10
Steve Donahue, Boston College	12:20

If you need the telephone number to access the teleconference, please contact the Virginia athletics media relations office.

Head Coach Tony Bennett
4TH SEASON AT VIRGINIA

Alma Mater: Green Bay '92
Hometown: Green Bay, Wis.

CAREER HEAD COACHING RECORD

62-43 4 seasons at Virginia
69-33 3 seasons at Washington State
131-76 7 seasons

AT VIRGINIA

- First coach in Virginia history to win his first three ACC games
- Has improved Virginia's record in each of his first three seasons (15 wins in 2009-10, 16 wins in 2010-11 and 22 wins in 2011-12)
- Recorded his 100th career win at Maryland in the 2010-11 regular-season finale

AT WASHINGTON STATE

- 2007 National Coach of the Year
- Led WSU to the 2007 and 2008 NCAA Tournaments
- 2008 NCAA Sweet Sixteen
- Led WSU to the highest ranking in school history (No. 4)

PLAYING CAREER

- Played for his father, Dick Bennett, at Green Bay
- Two-time Mid-Continent Conference Player of the Year
- Finished career as the all-time leading scorer in conference history with 2,285 points
- Still the NCAA career 3-point percentage leader at 49.7 percent
- 1992 Frances Pomeroy Naismith Award (best senior player under six-feet tall)
- 1992 GTE Academic All-American of the Year
- Played three seasons in the NBA with Charlotte Hornets (1992-95)
- One of 18 active Division I head coaches who played in the NBA


Bennett's Year-by-Year Coaching Record

Year	School	Record	Conference	Postseason
2006-07	Washington State	26-8	13-5	NCAA 2nd Round
2007-08	Washington State	26-9	11-7	NCAA Sweet 16
2008-09	Washington State	17-16	8-10	NIT First Round
2009-10	Virginia	15-16	5-11	
2010-11	Virginia	16-15	7-9	
2011-12	Virginia	22-10	9-7	NCAA Second Round
2012-13	Virginia	9-2	0-0	
Totals		131-76	53-49	

Coach's Corner Radio Show

- The Farm Bureau Insurance Coach's Corner with Tony Bennett and the "Voice of the Cavaliers" Dave Koehn at the Wild Wing Cafe in Charlottesville airs on the Virginia Sports Radio Network and VirginiaSports.com throughout the basketball season.
- The schedule for the Coach's Corner is as follows: Dec. 3, 10, 17; Jan. 2, 7, 14, 21, 28; Feb. 4, 11, 18, 25; March 4, 11, 18, 25 and April 1.

No.	Player	Pos.	Yr.	Ht.	Hometown	PPG	RBG	Other	Minutes
0	Doug Browman (<i>Brow-man</i>) • <i>Averaging seven minutes per game off the bench</i>	G	Sr.	5-11	Midlothian, Va.	0.1	1.3	0.5 apg	7.1
1	Jontel Evans • <i>Had a career-high five steals vs. Green Bay (12/1/12)</i>	G	Sr.	5-11	Hampton, Va.	1.5	2.0	2.7 apg	15.0
2	Paul Jespersen (<i>JESS-per-sen</i>) • <i>Scored a career-high 11 points vs. Morgan State (12/19/12)</i>	G	So.	6-6	Merrill, Wis.	4.6	2.5	1.5 apg	26.0
4	Taylor Barnette • <i>Tallied eight points, including 2-for-3 from 3-point range, and had four assists off the bench vs. Seattle (11/17/12)</i>	G	Fr.	6-3	Lexington, Ky.	2.3	1.0	1.3 apg	15.9
5	Teven Jones • <i>Had a season-high 13 points and four assists vs. North Texas (11/20/12)</i>	G	R-Fr.	6-0	Kannapolis, N.C.	3.9	1.1	2.3 apg	24.4
10	Mike Tobey • <i>Scored a season-high 17 points in 15 minutes against Seattle (11/17/12)</i>	F/C	Fr.	6-11	Monroe, N.Y.	5.0	1.7	0.5 bpg	11.1
11	Evan Nolte • <i>Had a season-high 13 points vs. North Texas (11/20/12) and is shooting 44 percent (11-25) from three-point range</i>	F	Fr.	6-8	Milton, Ga.	5.8	1.9	1.1 spg	19.8
12	Joe Harris • <i>Leads the team in scoring and assists</i>	G	Jr.	6-6	Chelan, Wash.	14.7	4.1	2.5 apg	39.5
13	Anthony Gill • <i>Will sit out 2012-13 season after transferring from South Carolina</i>	F	So.	6-8	Charlotte, N.C.	7.6	4.7	1.0 apg	25.3
21	Justin Miller • <i>Joined the team as a walk-on after transferring from Missouri. Has not played yet this season</i>	G	Fr.	6-1	Columbia, Mo.	--	--	--	--
22	Malcolm Brogdon • <i>Will redshirt the 2012-13 season while recovering from foot surgery</i>	G	So.	6-5	Norcross, Ga.	--	--	--	--
23	Justin Anderson • <i>Tallied season highs in points (15) and rebounds (9) vs. Mississippi Valley State (12/8/12)</i>	G	Fr.	6-6	Montross, Va.	6.3	3.1	2.1 apg	20.8
24	Caid Kirven • <i>Made his collegiate debut vs. Mississippi Valley State (12/8/12)</i>	F	Fr.	6-8	Raleigh, N.C.	0.0	0.0	0.0 apg	2.0
25	Akil Mitchell (<i>Ah-keel</i>) • <i>Averaging a career-high 13.5 points and 9.5 rebounds per game</i>	F	Jr.	6-8	Charlotte, N.C.	13.5	9.5	2.0 apg	28.0
30	Thomas Rogers • <i>Played in four games</i>	G	Jr.	6-6	Farmville, Va.	0.0	0.3	0.3 apg	2.5
32	Darion Atkins (<i>Derry-on</i>) • <i>Leads the team with 19 blocked shots and is second in rebounding at 5.3 per game</i>	F	So.	6-8	Clinton, Md.	9.2	5.3	1.7 bpg	24.4

Head Coach:
Associate Head Coach:
Assistant Coaches:
Director of Basketball Operations:
Asst. AD for Men's Basketball Administration:
Graduate Manager:
Technology & Scouting Assistant:
Strength and Conditioning Coach:
Athletic Trainer:
Tony Bennett (Green Bay '92 / fourth season at Virginia)

Ritchie McKay (Seattle Pacific '87 / fourth season at Virginia)

Ron Sanchez (SUNY-Oneonta '97 / fourth season at Virginia)

Jason Williford (Virginia '95 / fourth season at Virginia)

Brad Soucie (Christian Heritage '91 / fourth season at Virginia)

Ronnie Wideman (Washington State '06 / fourth season at Virginia)

Mark Vershaw (Wisconsin '01 / first season at Virginia)

Marlon Stewart (Washington State '08 / first season at Virginia)

Mike Curtis (Virginia '98 / fourth season at Virginia)

Ethan Saliba (Kansas '79 / 30th year at Virginia)

Virginia's Game-by-Game Starting Lineup

Opponent	Guard	Guard	Guard	Forward	Forward
at GMU	Barnette	Harris	Anderson	Mitchell	Tobey
Fairfield	Barnette	Harris	Jespersen	Mitchell	Atkins
Delaware	Anderson	Harris	Jespersen	Mitchell	Nolte
Seattle	Anderson	Harris	Jespersen	Mitchell	Nolte
Lamar	Jones	Harris	Jespersen	Mitchell	Nolte
North Texas	Jones	Harris	Jespersen	Mitchell	Atkins
at Wisconsin	Jones	Harris	Jespersen	Mitchell	Atkins
Green Bay	Jones	Harris	Jespersen	Mitchell	Atkins
Tennessee	Evans	Harris	Jespersen	Mitchell	Atkins
MVSU	Jones	Harris	Jespersen	Mitchell	Atkins
Morgan State	Jones	Harris	Jespersen	Mitchell	Atkins

The Last Time

VIRGINIA INDIVIDUALS

- **Scored 30 points:** Mike Scott (35) at Maryland (3/4/12)
- **Scored 40 points:** Sean Singletary (41) at Miami (3/1/08)
- **Two players with 20 points:** Joe Harris (20) and Akil Mitchell (20) vs. Green Bay (12/1/12)
- **Three players with 20 points:** Chris Williams (27), Roger Mason, Jr. (22) and Donald Hand (20) vs. Duke (1/5/00)
- **Four players with 20 points:** Chris Williams (23), Donald Hand (22), Adam Hall (21), and Travis Watson (20) vs. Georgetown (3/15/00)
- **A player with back-to-back 25-point games:** Mike Scott, 28 vs. Florida State (3/1/12), 35 at Maryland (3/4/12)
- **One player scored in double figures:** Mike Scott (15) vs. Florida (3/16/12)
- **No players scored in double figures:** vs. Maryland (1/27/11)
- **Five players scored in double figures:** Justin Anderson (14), Teven Jones (13), Evan Nolte (13), Joe Harris (12), Darion Mitchell (10) vs. North Texas (11/20/12)
- **Six players scored in double figures:** Sean Singletary (27), Adrian Joseph (13), Jamil Tucker (13), Mamadi Diane (12), Calvin Baker (11), Laurynas Mikalauskas (11), vs. Maryland (3/9/08)
- **Seven players scored in double figures:** Cornel Parker (20), Junior Burrough (15), Ted Jeffries (14), Cory Alexander (13), Jason Williford (12), Yuri Barnes (11) and Doug Smith (11) vs. Clemson (1/13/93)
- **Had 15 rebounds:** Akil Mitchell (16) vs. Seattle (11/17/12)
- **Had 20 rebounds:** Travis Watson (20) vs. Wofford (1/2/03)
- **Had 25 rebounds:** Bob Mortell (25) vs. Washington & Lee (2/27/60)
- **Two players with 10 rebounds:** Akil Mitchell (12) and Mike Scott (10) vs. NC State (3/9/11)
- **Three players with 10 rebounds:** Yuri Barnes (13), Jason Williford (12) and Junior Burrough (11) vs. Rice (12/4/93)
- **Double-Double:** Akil Mitchell (15 pts, 12 rebs) vs. Morgan State (12/19/12)
- **Two players had a double-double:** Mike Scott (23 pts, 10 rebs) and Akil Mitchell (10 pts, 12 rebs) vs. NC State (3/9/12)
- **Three players had a double-double:** Jason Williford (10 pts, 15 rebs), Ted Jeffries (23 pts, 10 rebs), and Cornel Parker (11 pts, 11 rebs) at William & Mary (1/25/93)
- **Double-Double with points and assists:** Sean Singletary (22 pts, 10 assts) vs. Old Dominion (3/24/08)
- **Triple-Double:** Ralph Sampson (15 pts, 22 rebs, 10 blks) vs. Old Dominion (12/29/79)
- **Four Double-Doubles in a row:** Mike Scott [5 in a row] (27 pts, 15 rebs) vs. Oklahoma (11/23/10), (16 pts, 10 rebs) vs. Wichita State (11/24/10), (17 pts, 12 rebs) at Minnesota (11/29/10), (21 pts, 13 rebs) at Virginia Tech (12/5/10), (10 pts, 13 rebs) vs. Radford (12/7/10)
- **20 points and 20 rebounds:** Travis Watson (21 pts, 20 rebs) vs. Wofford (1/2/03)
- **10 assists:** Jontel Evans (10) vs. Howard (1/4/11)
- **5 Blocked Shots:** Assane Sene (5) at Boston College (1/19/11)
- **5 Steals:** Jontel Evans (5) vs. Green Bay (12/1/12)
- **Led UVA in Points, Rebounds and Assists:** Joe Harris (19 pts, 8 rebs, 3 assts) vs. at George Mason (11/9/12)
- **Hit a last second shot to win a game:** Sean Singletary vs. Duke (2/1/07) [jumper with one second in OT]; J.R. Reynolds vs. Loyola Marymount (12/23/04) [layup with 1.5 seconds in regulation]
- **Played every minute:** Sylvan Landesberg (45) vs. Clemson (2/15/09)
- **Played 40 or more minutes:** Mike Scott (44), Sammy Zeglinski (44), Jontel Evans (42) at Maryland (3/4/12)

VIRGINIA TEAM

- **Won in Overtime:** at Maryland, 75-72 (3/4/12)
- **Lost in Overtime:** vs. Miami, 62-69 (3/10/11)
- **Played Two Overtimes:** vs. Maryland, L 89-92 (2/19/05)
- **Played Three Overtimes:** vs. Georgetown, L 111-115 (3/15/00)
- **Shot 70 percent for a Half:** 70.8% (17-24) vs. Wake Forest 1st Half (2/8/12)
- **Shot 60 percent in a Game:** 60.5% (26-43) vs. George Mason (12/6/11)
- **Shot less than 30 percent in a Game:** 28.6% (16-56) vs. Duke (2/16/11)
- **Shot 90 percent from the free throw line:** 100% (11-11) vs. Lamar (11/19/12)
- **Shot 50 percent from 3-point line:** 50% (7-14) vs. Green Bay (12/1/12)
- **Shot less than 30 percent in a half:** 22.2% (6-27) in 1st Half vs. Delaware (11/13/12)
- **Shot less than 20 percent in a half:** 16.7% (4-24) in 2nd Half vs. Radford (12/7/10)
- **Shot 55 percent or better and lost:** 56.9% (29-51) vs. Duke (3/14/03)
- **Attempted 50 FTs:** 52 (made 34) vs. Howard (12/12/94)
- **Made 30 FTs:** 31 (36 att.) vs. Tennessee (3/18/07)
- **Made 10 3-pt FGs:** 10 vs. NC State (3/1/11)
- **Failed to make a 3-pt FG:** vs. Drake (11/21/11)
- **Had 50 rebounds:** 50 vs. North Carolina (11/5/09)
- **Had 25 assists:** 27 vs. Howard (11/21/01)
- **Had 15 steals:** 16 vs. NC State (2/24/08)
- **Had 10 blocks:** 10 at Virginia Tech (1/10/09)
- **Scored 50 pts in a half:** 58 at Minnesota, 2nd half (11/29/10)
- **Scored 60 pts in a half:** 60 vs. Gonzaga, 1st half (1/3/07)
- **Scored 70 pts in a half:** 70 vs. Coastal Carolina, 2nd half (11/20/00)
- **Scored 100 pts (ACC):** 103 vs. Maryland (1/16/07)
- **Scored 100 pts (non-conf):** 107 vs. VMI (11/16/08)
- **Scored under 20 pts in 1st half:** 15 vs. Delaware (11/13/12)
- **Scored under 20 pts in 2nd half:** 16 vs. BC (2/26/11)
- **Scored under 50 pts in a game:** 46 vs. Tennessee (12/5/12)

OPPONENT INDIVIDUALS

- **Scored 30 points:** DeWayne Jackson (32), Morgan State (12/19/12)
- **Scored 35 points:** J.J. Redick (40), Duke (1/28/06)
- **Scored 40 points:** J.J. Redick (40), Duke (1/28/06)
- **Scored 50 points:** Len Chappell (50), Wake (2/12/62)
- **Two players with 20 points:** Kyle Singler (21) and Jon Scheyer (20), Duke (2/28/10)
- **Three players with 20 points:** Seth Curry (26), Kyle Ohman (26), Anthony Smith (21), Liberty (11/25/08)
- **Two players with 30 points:** Trevor Powell (31) and Tony Smith (31), Marquette (2/3/90)
- **No players scored in double figures:** George Mason (12/6/11)
- **Five players scored in double figures:** Isaiah Thomas (18), C.J. Wilcox (17), Abdul Gaddy (12), Terrence Ross (12), Justin Holiday (11), Washington (11/22/10)
- **Six players scored in double figures:** C.J. Harris (15), Ari Stewart (12), Travis McKie (12), J.T. Terrell (11), Ty Walker (11), Gary Clark (10), at Wake Forest (1/29/11)
- **Seven players scored in double figures:** Stanley Burrell (15), Drew Lavender (13), C.J. Anderson (12), B.J. Raymond (12), Josh Duncan (11), Charles Bronson (11), and Jason Love (10), at Xavier (1/3/08)
- **Double-Double:** Jamelle Hagins (10 pts, 16 rebs), Delaware (11/13/12)

- **Double-Double with points and assists:** Eric Hayes (10 pts, 11 assts), at Maryland (1/20/09)
- **Two players had a double-double:** Harrison Barnes (14 pts, 11 rebs) and John Henson (10 pts, 10 rebs), at North Carolina (2/11/12)
- **Had 15 rebounds:** Jamelle Hagins (16), Delaware (11/13/12)
- **Had 20 rebounds:** Tim Duncan (23), Wake (2/22/97)
- **Had 10 assists:** Eric Hayes (11), at Maryland (1/20/09)
- **5 Blocked Shots:** Robert Nwankwo (5), Towson (12/30/11)
- **5 Steals:** Allen Tate (5), at Seattle (12/21/11)
- **Hit a last second shot to win a game:** Ian Miller of Florida State (3/1/12) [0.8 seconds in regulation]

OPPONENT TEAM

- **Shot less than 30 percent in a Game:** 19% (11-58), Mississippi Valley State (12/8/12)
- **Shot less than 30 percent in a Game (ACC):** 26.9% (14-52), Maryland (2/18/12)
- **Shot 60 percent in a Game:** 63.8% (37-58), at Xavier (1/3/08)
- **Shot 55 percent or better and lost:** 55.3% (26-47), Cleveland State (11/25/09)
- **Scored 100 pts:** 106, Washington (11/22/10)
- **Scored 60 pts in a half:** 60, at Miami, 2nd half (3/1/08)
- **Scored under 20 pts in 1st half:** 16, Tennessee (12/5/12)
- **Scored under 20 pts in 2nd half:** 17, Mississippi Valley State (12/8/12)
- **Scored under 50 pts in a game:** 39, Mississippi Valley State (12/8/12)
- **Had 25 assists:** 27, at Xavier (1/3/08)
- **Had 15 steals:** 15, VMI (11/16/08)
- **Had 10 blocks:** 10 at Maryland (3/5/11)
- **Failed to make a 3-pt FG:** vs. Arizona State (11/27/99)

VIRGINIA 59 November 9, 2012
GEORGE MASON 63 Patriot Center • Fairfax, Va.

VIRGINIA (0-1)

Player	FG	3FG	FT	O-D	Reb	PF	Pts	A	TO	Blk	Stl	Min
Tobey (F)	2-6	1-1	0-0	0-1	1	2	5	0	1	0	0	18
Mitchell (F)	4-6	0-0	3-5	3-4	7	1	11	0	1	1	2	30
Barnette (G)	2-6	1-5	0-0	0-0	0	1	5	0	1	0	0	27
Harris (G)	6-15	4-7	3-4	1-7	8	3	19	3	4	0	0	35
Anderson (G)	1-5	0-3	2-5	2-1	3	3	4	3	1	0	1	27
Browman	0-0	0-0	0-0	0-3	3	1	0	2	0	0	0	11
Jespersion	1-3	0-1	0-0	1-1	2	1	2	1	0	0	0	19
Nolte	2-6	2-4	0-0	1-1	2	4	6	3	2	0	0	17
Atkins	3-5	0-0	1-1	3-1	4	4	7	0	2	0	0	16
				0-2	2							
TOTALS	21-52	8-21	9-15	11-21	32	20	59	12	12	1	3	200
	.404	.381	.600									

GEORGE MASON (1-0)

Player	FG	3FG	FT	O-D	Reb	PF	Pts	A	TO	Blk	Stl	Min
Williams (F)	5-7	0-0	1-2	0-3	3	2	11	0	2	2	3	37
Arledge (F)	2-2	0-0	0-0	0-3	3	4	4	2	1	0	0	13
Okoloji (F)	3-5	1-1	1-2	0-4	4	1	8	0	1	0	1	24
Allen (G)	4-7	2-2	3-4	0-4	4	1	13	5	1	0	1	32
Wright (G)	6-9	2-4	1-5	0-2	2	2	15	2	2	0	0	33
Bennett	1-1	0-0	0-0	1-0	1	0	2	0	1	0	0	5
Holloway	0-2	0-1	0-0	0-1	1	0	0	0	0	0	0	4
Vaughns	0-4	0-2	0-0	0-0	0	2	0	0	1	0	0	19
Edwards	1-1	0-0	2-2	0-0	0	1	4	2	0	0	0	8
Gujanovic	2-6	2-4	0-4	2-5	7	3	6	3	1	0	0	25
		1-4	5									
TOTALS	24-44	7-14	8-19	3-23	26	16	63	14	10	2	5	200
	.545	.500	.421									

VIRGINIA	25	34	59
GEORGE MASON	28	35	63

Officials: Roger Ayers, Bernard Clinton, Tim Kelly
 Technicals: none
 Attendance: 9,840

FAIRFIELD 45 November 12, 2012
VIRGINIA 54 John Paul Jones Arena • Charlottesville, Va.

FAIRFIELD (1-1)

Player	FG	3FG	FT	O-D	Reb	PF	Pts	A	TO	Blk	Stl	Min
Barrow (F)	1-7	0-0	0-0	1-0	1	3	2	0	0	1	1	29
Mikulic (F)	5-7	3-5	0-0	1-6	7	4	13	0	4	3	0	21
Matthews (F)	1-3	0-1	2-2	2-2	4	2	4	0	0	1	0	22
Needham (G)	4-11	2-8	0-0	0-4	4	2	10	4	3	0	1	37
Wade (G)	3-10	2-5	2-2	2-4	6	1	10	4	3	0	1	33
Jenkins	0-3	0-0	0-0	0-0	0	0	0	0	0	0	0	7
Gilbert	0-0	0-0	0-0	0-0	0	0	0	0	0	0	0	2
Sidibe	2-3	0-0	0-0	2-1	3	1	4	0	0	0	0	11
Nickerson	1-3	0-2	0-2	1-2	3	3	2	1	3	0	2	28
				1-1	2							
TOTALS	17-47	7-21	4-6	10-20	30	16	45	9	13	5	5	200
	.362	.333	.667									

VIRGINIA (1-1)

Player	FG	3FG	FT	O-D	Reb	PF	Pts	A	TO	Blk	Stl	Min
Mitchell (F)	4-11	0-0	4-6	3-5	8	2	12	2	1	1	1	33
Atkins (F)	0-2	0-0	0-0	0-1	1	0	0	0	1	1	0	9
Jespersion (G)	2-4	1-3	1-2	0-1	1	1	6	2	1	0	0	29
Barnette (G)	0-0	0-0	0-0	0-1	1	1	0	0	0	0	0	18
Harris (G)	5-11	0-0	5-6	2-5	7	2	15	3	1	1	1	34
Browman	0-0	0-0	0-0	0-0	0	0	0	1	3	0	0	6
Tobey	3-8	0-1	0-0	1-2	3	1	6	0	0	0	0	16
Nolte	4-6	1-2	2-2	0-1	1	0	11	2	1	0	3	28
Anderson	1-5	0-2	2-4	2-3	5	1	4	4	1	1	0	27
				3-2	5							
TOTALS	19-47	2-8	14-20	11-21	32	8	54	14	9	4	5	200
	.404	.250	.700									

FAIRFIELD	30	15	45
VIRGINIA	28	26	54

Officials: Karl Hess, Les Jones, Alfred Smith
 Technicals: none
 Attendance: 8,568

DELAWARE 59 November 13, 2012
VIRGINIA 53 John Paul Jones Arena • Charlottesville, Va.

DELAWARE (2-1)

Player	FG	3FG	FT	O-D	Reb	PF	Pts	A	TO	Blk	Stl	Min
Brinkley (F)	3-4	0-0	0-0	1-0	1	2	6	0	4	1	0	26
Hagins (F)	4-6	0-0	2-2	5-11	16	1	10	1	2	1	1	38
Threath (G)	6-12	1-3	1-3	0-5	5	2	14	3	4	0	3	36
Saddler (G)	3-12	2-6	7-8	0-4	4	3	15	2	2	0	0	30
Anderson (G)	2-6	2-6	0-0	1-2	3	1	6	0	1	0	1	33
Rogers	1-5	0-1	2-2	0-0	0	0	4	1	1	0	1	21
Baptiste	1-2	0-0	2-2	2-1	3	4	4	0	0	0	1	16
				1-0	1							
TOTALS	20-47	5-16	14-17	10-23	33	13	59	7	14	2	7	200
	.426	.313	.824									

VIRGINIA (1-2)

Player	FG	3FG	FT	O-D	Reb	PF	Pts	A	TO	Blk	Stl	Min
Nolte (F)	1-8	1-5	0-0	1-0	1	1	3	0	1	0	3	24
Mitchell (F)	5-11	0-0	5-8	5-8	13	4	15	3	1	1	0	30
Jespersion (G)	1-4	0-3	0-0	0-5	5	2	2	2	0	1	0	34
Harris (G)	7-19	3-9	3-4	2-2	4	5	20	1	3	0	0	38
Anderson (G)	1-3	0-1	0-0	1-0	1	3	2	2	4	1	2	30
Browman	0-2	0-2	0-0	0-1	1	0	0	1	0	0	0	8
Evans	0-0	0-0	0-0	0-1	1	1	0	0	2	0	0	3
Barnette	0-1	0-1	0-0	0-0	0	1	0	0	0	0	0	5
Tobey	0-2	0-0	0-0	0-1	1	0	0	0	1	1	0	5
Atkins	5-7	0-0	1-3	3-0	3	0	11	1	0	0	0	23
				4-1	5							
TOTALS	20-57	4-21	9-15	16-19	35	17	53	10	12	4	5	200
	.351	.190	.600									

DELAWARE	28	31	59
VIRGINIA	15	38	53

Officials: Tim Nestor, Tony Chiazza, Bill Covington, Jr.
 Technicals: none
 Attendance: 8,490

SEATTLE 43 November 17, 2012
VIRGINIA 83 John Paul Jones Arena • Charlottesville, Va.

SEATTLE (1-1)

Player	FG	3FG	FT	O-D	Reb	PF	Pts	A	TO	Blk	Stl	Min
Sunderhaus (F)	4-8	1-2	0-0	3-3	6	3	9	0	1	0	1	20
Trent (F)	1-5	0-1	0-0	1-3	4	3	2	0	6	0	1	17
Green (C)	2-3	0-0	2-3	2-0	2	2	6	0	0	0	0	14
Obasi (G)	1-5	0-0	2-5	0-0	0	0	4	1	0	0	1	18
Carter (G)	3-15	2-8	0-0	1-1	2	1	8	1	4	0	1	24
Tate	0-5	0-1	2-2	3-3	6	3	2	0	3	0	1	22
Pickett	1-5	0-1	0-0	0-1	1	3	2	1	2	0	3	16
Rasmussen	3-6	2-5	0-0	0-1	1	1	8	0	1	0	1	27
Crook	0-2	0-1	1-2	1-0	1	0	1	0	0	0	0	12
Trimble	0-2	0-0	1-2	0-0	0	0	1	1	0	0	0	11
Diop	0-0	0-0	0-0	0-0	0	0	0	0	0	0	0	2
Bidart	0-1	0-0	0-0	0-0	0	2	0	0	0	0	1	4
Flora	0-2	0-0	0-0	0-2	2	1	0	0	2	0	10	13
				3-1	4							
TOTALS	15-59	5-19	8-14	14-15	29	19	43	4	19	0	10	200
	.254	.263	.571									

VIRGINIA (2-2)

Player	FG	3FG	FT	O-D	Reb	PF	Pts	A	TO	Blk	Stl	Min

LAMAR 44 November 19, 2012
VIRGINIA 63 John Paul Jones Arena • Charlottesville, Va.

LAMAR (0-4)

Player	FG	3FG	FT	O-D	Reb	PF	Pts	A	TO	Blk	Stl	Min
Mitchell (F)	4-8	0-0	0-0	1-1	2	0	8	1	2	1	1	31
Wilson (F)	0-4	0-0	2-2	1-2	3	1	2	0	2	0	0	15
Brown (F)	3-7	0-0	5-6	0-6	6	1	11	2	1	1	0	33
Minton (G)	1-6	0-1	0-0	2-4	6	2	2	2	2	2	1	28
Minor (G)	0-2	0-0	0-0	0-0	0	1	0	0	2	0	0	11
Blanks	2-8	2-4	2-2	0-3	3	1	8	1	2	0	1	27
Acosta	4-7	0-0	2-2	1-2	3	4	10	1	1	1	0	30
Hancock	1-2	1-1	0-0	0-1	1	1	3	1	1	0	0	20
Webb	0-1	0-0	0-0	0-1	1	1	0	0	1	0	0	2
Ebomwonyi	0-1	0-0	0-0	0-0	0	1	0	0	0	1	0	3
TOTALS	15-46	3-6	11-12	6-22	28	13	44	8	14	6	3	200
	.326	.500	.917									

VIRGINIA (3-2)

Player	FG	3FG	FT	O-D	Reb	PF	Pts	A	TO	Blk	Stl	Min
Nolte (F)	1-4	0-2	0-0	0-0	0	3	2	1	0	0	3	22
Mitchell (F)	2-7	0-0	6-6	3-5	8	2	10	2	0	0	0	23
Jespersion (G)	3-6	3-5	0-0	0-5	5	0	9	1	2	2	1	32
Jones (G)	2-5	0-1	2-2	0-0	0	3	6	2	1	1	1	27
Harris (G)	7-11	3-5	0-0	0-5	5	1	17	2	0	2	3	25
Browman	0-0	0-0	0-0	0-0	0	0	0	0	0	0	0	3
Barnette	1-2	0-1	0-0	0-1	1	1	2	1	1	0	0	10
Tobey	3-8	0-1	0-0	0-1	1	2	6	0	2	1	0	17
Anderson	2-6	0-1	2-2	0-3	3	0	6	2	2	1	1	20
Rogers	0-0	0-0	0-0	0-0	0	0	0	0	0	0	0	2
Atkins	2-4	0-0	1-1	0-1	1	4	5	1	1	1	0	19
TOTALS	23-53	6-16	11-11	7-22	29	16	63	12	9	8	9	200
	.434	.375	1.000									

LAMAR	18	26	44
VIRGINIA	32	31	63

Officials: Gary Prager, Chris Beaver, Tony Chiazza
 Technicals: None
 Attendance: 1,444

NORTH TEXAS 64 November 20, 2012
VIRGINIA 80 John Paul Jones Arena • Charlottesville, Va.

NORTH TEXAS (3-3)

Player	FG	3FG	FT	O-D	Reb	PF	Pts	A	TO	Blk	Stl	Min
T. Mitchell (F)	4-8	1-5	7-9	4-5	9	3	16	0	3	3	1	34
Franklin (F)	1-5	0-0	3-4	4-2	6	2	5	1	2	2	1	21
A. Williams (G)	4-11	0-0	3-5	1-0	1	2	11	0	1	0	2	33
Jones (G)	3-8	0-2	0-0	2-1	3	4	6	2	1	0	1	23
J. Williams (G)	4-15	0-6	4-5	2-0	2	4	12	0	4	0	0	28
Holmen	1-5	0-2	2-2	2-3	5	2	4	0	0	0	0	15
Hardwick	0-0	0-0	0-1	0-1	1	2	0	2	1	0	0	20
A. Mitchell	0-0	0-0	0-0	0-0	0	0	0	0	0	0	0	1
Patton	1-2	1-2	0-0	0-0	0	0	3	0	0	0	1	6
Overlander	1-2	1-2	0-0	0-0	0	0	3	0	0	0	1	8
Stojiljkovic	0-0	0-0	0-0	0-0	0	1	0	0	1	0	0	4
Coleman	2-2	0-0	0-0	1-0	1	1	4	0	1	0	0	7
TOTALS	21-58	3-19	19-26	21-33	34	21	64	5	14	5	7	200
	.362	.158	.731									

VIRGINIA (4-2)

Player	FG	3FG	FT	O-D	Reb	PF	Pts	A	TO	Blk	Stl	Min
Mitchell (F)	3-5	0-0	2-3	0-4	4	4	8	1	4	0	0	24
Atkins (F)	5-10	0-0	0-0	5-4	9	3	10	1	1	2	1	31
Jespersion (G)	2-2	1-1	0-0	0-1	1	3	5	2	3	1	1	24
Jones (G)	3-6	1-2	6-7	0-1	1	3	13	4	3	0	1	31
Harris (G)	3-6	3-4	3-4	0-2	2	3	12	2	1	1	0	21
Barnette	0-0	0-0	0-0	0-0	0	0	0	0	0	0	0	8
Tobey	2-2	0-0	1-2	0-0	0	0	5	1	0	0	0	9
Nolte	5-5	3-3	0-0	0-4	4	2	13	3	3	0	1	29
Anderson	4-10	0-1	6-8	3-1	4	2	14	4	0	1	3	23
TOTALS	27-46	8-11	18-24	9-19	28	20	80	18	15	5	7	200
	.587	.727	.750									

NORTH TEXAS	22	42	64
VIRGINIA	42	38	80

Officials: Brian Shey, Alvin Cox, Evon Burroughs
 Technicals: North Texas-Head Coach Tony Benford
 Attendance: 1,745

VIRGINIA 60 November 28, 2012
WISCONSIN 54 Kohl Center • Madison, Wis.

VIRGINIA (5-2)

Player	FG	3FG	FT	O-D	Reb	PF	Pts	A	TO	Blk	Stl	Min
Mitchell (F)	3-6	0-0	5-6	3-7	10	2	11	2	3	0	0	33
Atkins (F)	6-9	0-0	2-3	3-4	7	2	14	1	1	2	1	35
Jespersion (G)	0-3	0-1	0-0	1-2	3	2	0	0	0	0	0	24
Jones (G)	1-2	0-0	0-0	0-0	0	2	2	3	4	1	2	25
Harris (G)	8-19	1-7	5-6	1-4	5	1	22	5	0	0	0	35
Evans	0-2	0-0	0-0	0-4	4	0	0	0	1	0	0	16
Tobey	0-1	0-0	0-0	0-0	0	1	0	0	0	0	0	4
Nolte	2-2	2-2	2-2	0-3	3	2	8	1	1	1	0	19
Anderson	1-2	1-2	0-0	0-4	4	0	3	0	0	0	0	9
TOTALS	21-46	4-12	14-17	8-28	36	12	60	12	10	4	3	200
	.457	.333	.824									

WISCONSIN (4-3)

Player	FG	3FG	FT	O-D	Reb	PF	Pts	A	TO	Blk	Stl	Min
Evans (F)	4-12	0-2	0-0	3-3	6	3	8	1	0	2	2	36
Bruesewitz (F)	3-7	0-3	0-1	1-0	1	2	6	4	1	1	0	30
Berggren (F)	4-8	2-3	2-2	1-1	2	0	12	0	1	0	0	30
Brust (G)	6-16	3-9	0-0	0-4	4	2	15	0	1	0	1	37
Jackson (G)	2-7	1-1	0-0	0-4	4	2	5	5	1	0	2	32
Marshall	1-2	1-1	0-0	0-1	1	2	3	1	1	0	0	11
Dekker	1-2	1-2	2-2	0-0	0	4	5	1	0	0	1	21
Kaminsky	0-1	0-1	0-0	0-0	0	0	0	0	0	0	0	3
TOTALS	21-55	8-22	4-5	7-18	25	15	54	12	5	3	6	200
	.382	.364	.800									

VIRGINIA	24	36	60
WISCONSIN	23	31	54

Officials: Mike Kitts, Terry Wymer, John Higgins
 Technicals: None
 Attendance: 16,690

GREEN BAY 51 December 1, 2012
VIRGINIA 67 John Paul Jones Arena • Charlottesville, Va.

GREEN BAY (3-4)

Player	FG	3FG	FT	O-D	Reb	PF	Pts	A	TO	Blk	Stl	Min
Fouse (F)	2-5	0-1	0-0	0-5	5	2	4	2	1	1	2	30
Coughill (F)	1-6	1-3	2-2	1-4	5	1	5	2	1	0	0	24
Brown (C)	5-11	2-3	2-4	2-4	6	4	14	0	5	0	0	28
Muhammad (G)	3-9	2-7	0-0	1-1	2	0	8	1	2	0	0	28
Sykes (G)	4-13	0-0	4-4	1-2	3	3	12	3	1	0	3	38
Love	0-0	0-0	0-0	0-0	0	2	0	1	0	0	0	9
Cerroni	1-4	0-3	1-1	1-0	1	1	3	1	3	0	0	17
Mays	2-5	0-0	1-2	2-4	6	0	5	1	0	1	0	26
TOTALS	18-53	5-17	10-13	9-22	31	13	51	11	13	2	5	200
	.340	.294	.769									

VIRGINIA (6-2)

Player	FG	3FG	FT	O-D	Reb	PF	Pts	A	TO	Blk	Stl	Min
Mitchell (F)	9-12	0-0	2-2	0-9	9	2	20	2	1	1	0	26
Atkins (F)	2-6	0-0	3-6	2-9	11	2	7	3	2	4	0	36
Jespersion (G)	3-5	2-4	0-0	0-1	1	2	8	1	0	0	1	26
Jones (G)	0-1	0-0	0-0	0-0	0	3	0	2	1	0	1	19
Harris (G)	8-14	4-7	0-0	0-2	2	1	20	2	3	0	0	35
Evans	1-5	0-0	0-0	0-3	3	1	2	7	2	0	5	23
Tobey	1-3	0-0	1-1	1-0	1	1	3	1	1	0	0	8
Nolte	0-1	0-1	2-2	0-2	2	2	2	2	0	0	0	15
Anderson	2-5	1-2	0-0	1-0	1	0	5	0	0	0	0	12
TOTALS	26-52	7-14	8-11	4-28	32							

TENNESSEE 38 December 5, 2012
VIRGINIA 46 John Paul Jones Arena • Charlottesville, Va.

TENNESSEE (4-3)

Player	FG	3FG	FT	O-D	Reb	PF	Pts	A	TO	Blk	Stl	Min
Stokes (F)	2-5	0-0	1-3	2-7	9	2	5	1	1	1	1	27
Hall (F)	3-11	0-1	2-3	2-3	5	3	8	0	4	0	0	32
Richardson (G)	1-3	0-1	0-0	1-1	2	0	2	0	1	1	0	28
Golden (G)	4-12	1-5	2/2	1-3	4	2	11	2	2	0	0	24
McBee (G)	2-9	1-7	0-0	0-2	2	0	5	1	0	0	0	29
Makanjuola	1-1	0-0	0-0	1-2	3	4	2	0	1	0	0	13
Moore	0-0	0-0	0-0	0-0	0	1	0	0	1	0	0	1
Lopez	0-1	0-1	0-0	0-0	0	0	0	0	0	0	0	5
Chievous	0-1	0-0	0-0	0-3	3	1	0	0	0	0	0	8
Edwards	0-3	0-1	0-0	0-1	1	1	0	0	0	0	0	9
McRae	2-6	1-3	0-0	0-4	4	1	5	3	2	1	2	24
				3-0	3							
TOTALS	15-52	3-19	5-8	10-26	36	15	38	7	12	3	3	200
	<i>.288</i>	<i>.158</i>	<i>.625</i>									

VIRGINIA (7-2)

Player	FG	3FG	FT	O-D	Reb	PF	Pts	A	TO	Blk	Stl	Min
Mitchell (F)	6-13	0-0	1-3	5-7	12	2	13	1	2	0	0	34
Atkins (F)	4-10	0-0	0-0	0-5	5	3	8	0	1	3	1	33
Evans (G)	2-6	0-0	0-0	0-0	0	2	4	4	0	0	0	18
Jespersion (G)	0-2	0-2	2-2	0-4	4	1	2	0	1	1	0	28
Harris (G)	6-11	1-3	0-1	1-5	6	1	13	1	1	0	0	34
Jones	0-4	0-1	2-2	0-0	0	3	2	3	1	0	1	24
Tobey	1-4	0-0	0-0	0-2	2	2	2	0	1	1	0	8
Nolte	0-1	0-1	2-2	0-2	2	1	2	0	1	2	0	10
Anderson	0-2	0-1	0-0	0-0	0	0	0	1	0	1	0	11
				4-2	6							
TOTALS	19-53	1-8	7-10	10-27	37	15	46	10	8	8	2	200
	<i>.358</i>	<i>.125</i>	<i>.700</i>									

TENNESSEE	16	22	38	Officials:	Les Jones, Joe Lindsay, Doug Simmons
VIRGINIA	25	21	46	Technical:	None
				Attendance:	9,702

MISS. VALLEY ST. 39 December 8, 2012
VIRGINIA 67 John Paul Jones Arena • Charlottesville, Va.

MISSISSIPPI VALLEY STATE (0-5)

Player	FG	3FG	FT	O-D	Reb	PF	Pts	A	TO	Blk	Stl	Min
Usher (F)	5-18	2-9	2-3	0-6	6	1	14	0	1	0	0	33
Ralling (F)	2-8	1-5	2-2	1-4	5	3	7	1	0	0	1	33
Francis (F)	0-2	0-1	0-0	0-2	2	1	0	0	1	0	0	11
Holley (C)	0-2	0-0	0-0	1-1	2	2	0	0	1	0	0	15
Marshall	0-5	0-2	0-0	1-0	1	0	0	1	3	0	0	22
Smith	1-6	0-0	4-6	5-1	6	5	6	0	3	1	0	31
Dobbs	0-4	0-4	0-0	0-0	0	1	0	0	0	0	0	10
Henry	0-6	0-1	2-2	4-1	5	0	2	0	1	0	1	20
Tomlin	3-7	0-1	4-5	1-5	6	0	10	1	1	0	1	25
				2-4	6							
TOTALS	11-58	3-23	14-18	15-24	39	13	39	3	11	1	3	200
	<i>.190</i>	<i>.130</i>	<i>.778</i>									

VIRGINIA (8-2)

Player	FG	3FG	FT	O-D	Reb	PF	Pts	A	TO	Blk	Stl	Min
Mitchell (F)	9-14	0-0	2-3	2-3	5	2	20	1	1	0	4	16
Atkins (F)	7-11	0-0	0-2	2-5	7	2	14	0	0	1	1	23
Jespersion (G)	1-3	1-2	0-0	0-1	1	2	3	1	1	0	1	20
Jones (G)	1-4	0-2	0-0	0-3	3	2	2	2	1	0	0	21
Harris (G)	0-4	0-2	3-4	0-3	3	1	3	6	1	1	0	27
Browman	0-1	0-1	0-0	0-2	2	2	0	0	1	0	0	13
Barnette	1-2	1-2	0-0	0-1	1	2	3	4	3	0	0	18
Tobey	2-4	0-0	1-1	1-2	3	0	5	0	1	3	0	12
Nolte	1-1	0-0	0-0	1-3	4	2	2	1	0	1	1	18
Anderson	6-11	1-3	2-2	1-8	9	1	15	2	0	2	2	27
Kirven	0-1	0-0	0-0	0-0	0	1	0	0	1	0	0	2
Rogers	0-0	0-0	0-2	0-1	1	0	0	0	0	0	0	3
				0-3	3							
TOTALS	28-56	3-12	8-14	7-35	42	17	67	17	10	8	9	200
	<i>.500</i>	<i>.250</i>	<i>.571</i>									

MISS. VALLEY ST.	22	17	39	Officials:	Sean Hull, Bernard Clinton, Jeff Nichols
VIRGINIA	36	31	67	Technical:	None
				Attendance:	8,691

MORGAN STATE 57 December 19, 2012
VIRGINIA 75 John Paul Jones Arena • Charlottesville, Va.

MORGAN STATE (3-5)

Player	FG	3FG	FT	O-D	Reb	PF	Pts	A	TO	Blk	Stl	Min
Heath (F)	1-2	0-0	0-0	1-1	2	1	2	0	0	0	0	7
Jackson (F)	11-16	3-5	7-7	0-0	0	2	32	0	1	0	0	33
Chiles (C)	0-2	0-0	2-2	0-0	0	3	2	0	1	1	0	15
Hubbard (G)	1-7	0-2	0-0	0-7	7	1	2	1	6	0	2	30
Bozeman (G)	2-6	0-1	1-1	0-4	4	2	5	3	1	0	3	34
Pretlow	0-0	0-0	0-0	0-0	0	1	0	0	0	0	0	4
Black	2-5	0-2	1-2	1-2	3	1	5	3	4	0	0	31
Bailey	0-0	0-0	0-0	0-0	0	5	0	0	0	0	0	6
Simpson	0-0	0-0	0-0	0-0	0	0	0	0	0	0	0	2
Blossom	0-1	0-0	0-3	0-1	1	1	0	0	0	0	1	7
Duncan	4-6	0-0	1-3	1-1	2	2	9	1	4	3	0	31
				2-0	2							
TOTALS	21-45	3-10	12-18	5-16	21	20	57	8	17	4	6	200
	<i>.467</i>	<i>.300</i>	<i>.667</i>									


VIRGINIA (9-2)

Player	FG	3FG	FT	O-D	Reb	PF	Pts	A	TO	Blk	Stl	Min
Mitchell (F)	5-12	0-1	5-8	4-8	12	3	15	7	2	0	1	33
Atkins (F)	8-12	0-0	1-3	3-1	4	4	17	0	3	1	3	25
Jespersion (G)	4-5	3-4	0-0	1-2	3	2	11	1	1	0	0	30
Jones (G)	0-3	0-1	2-2	1-1	2	2	2	2	2	0	3	23
Harris (G)	3-4	2-3	6-9	0-2	2	2	14	3	4	0	0	21
Browman	0-0	0-0	0-0	1-0	1	1	0	0	0	0	0	2
Barnette	0-2	0-2	0-2	1-2	3	0	0	2	0	0	0	19
Tobey	2-5	0-0	2-2	2-1	3	0	6	1	1	0	1	10
Nolte	2-5	0-2	1-1	1-0	1	3	5	1	1	0	0	14
Anderson	1-5	1-2	2-2	0-2	2	0	5	1	1	1	0	22
Rogers	0-1	0-1	0-0	0-0	0	0	0	0	1	0	0	1
				2-4	6							
TOTALS	25-54	6-16	19-29	16-23	39	17	75	18	16	2	8	200
	<i>.463</i>	<i>.375</i>	<i>.655</i>									

MORGAN STATE	28	29	57	Officials:	Les Jones, Brian Dorsey, Ron Tyburski
VIRGINIA	37	38	75	Technical:	Morgan State-Head Coach Todd Bozeman
				Attendance:	8,319

DOUG BROWMAN

#0



Senior • Guard • 5-11 • 176 • Midlothian, Va. • Montrose Christian

2012-13 SEASON:

- Had three rebounds and two assists in 11 minutes off the bench at George Mason (11/9/12)
- Played eight minutes vs. Delaware (11/13/12)
- Played a career-high 13 minutes vs. Mississippi Valley State (12/8/12)

SINGLE GAME BESTS

POINTS

Season: 1 vs. Seattle (11/17/12)
 Career: 3 on three occasions
 ACC: 3 vs. Maryland (2/18/12)

REBOUNDS

Season: 3 at George Mason (11/9/12)
 Career: 3, 2x last at George Mason (11/9/12)
 ACC: 3 at Georgia Tech (1/19/12)

FG MADE

Season: --
 Career: 1 on four occasions
 ACC: 1 vs. Maryland (2/18/12)

FG ATTEMPTS

Season: 2 vs. Delaware (11/13/12)
 Career: 2, 3x last vs. Delaware (11/13/12)
 ACC: 1 vs. Maryland (2/18/12)

3 PT FG MADE

Season: --
 Career: 1 on three occasions
 ACC: 1 vs. Maryland (2/18/12)

3 PT FG ATTEMPTS

Season: 2 vs. Delaware (11/13/12)
 Career: 2, 2x last vs. Delaware (11/13/12)
 ACC: 1 vs. Maryland (2/18/12)

FT MADE

Season: 1 vs. Seattle (11/17/12)
 Career: 1 at Georgia Tech (1/19/12)
 ACC: 1 at Georgia Tech (1/19/12)

FT ATTEMPTS

Season: 2 vs. Seattle (11/17/12)
 Career: 2 at Georgia Tech (1/19/12)
 ACC: 2 at Georgia Tech (1/19/12)

ASSISTS

Season: 2 at George Mason (11/9/12)
 Career: 2, 2x last at George Mason (11/9/12)
 ACC: 2 vs. Maryland (2/18/12)

TURNOVERS

Season: 3 vs. Fairfield (11/12/12)
 Career: 3 vs. Fairfield (11/12/12)
 ACC: 1 vs. Wake Forest (2/8/12)

BLOCKS

Season: --
 Career: --
 ACC: --

STEALS

Season: --
 Career: 2 vs. SC State (11/13/11)
 ACC: --

MINUTES

Season: 13 vs. Mississippi Valley State (12/8/12)
 Career: 13 vs. Mississippi Valley State (12/8/12)
 ACC: 6 vs. Wake Forest (2/8/12)

2012-13 GAME-BY-GAME:

Opponent	GP-GS	FG-FGA	3FG-3FGA	FT-FTA	Off-Def	Total	A	TO	Blk	Stl	PF	Min	Pts
at G.Mason	1-0	0-0	0-0	0-0	0-3	3	2	0	0	0	1	11	0
Fairfield	2-0	0-0	0-0	0-0	0-0	0	1	3	0	0	0	6	0
Delaware	3-0	0-2	0-2	0-0	0-1	1	1	0	0	0	0	8	0
Seattle	4-0	0-0	0-0	1-2	0-2	2	0	0	0	0	0	7	1
Lamar	5-0	0-0	0-0	0-0	0-0	0	0	0	0	0	0	3	0
North Texas	DNP												
at Wisconsin	DNP												
Green Bay	DNP												
Tennessee	DNP												
Miss. Valley St.	6-0	0-1	0-1	0-0	0-2	2	0	1	0	0	2	13	0
Morgan State	7-0	0-0	0-0	0-0	1-0	1	0	0	0	0	1	2	0

CAREER STATISTICS

Year	G-GS	Min-Avg.	FG-FGA	Pct.	3FG-3FGA	Pct.	FT-FTA	Pct.	Off-Def.	Reb-Avg.	PF-DQ	Ast	TO	Blk	Stl	Pts-Avg
2009-10	4-0	7-1.8	0-0	.000	0-0	.000	0-0	.000	0-1	1-0.3	2-0	0	1	0	0	0-0.0
ACC	1-0	1-1.0	0-0	.000	0-0	.000	0-0	.000	0-0	0-0.0	0-0	0	0	0	0	0-0.0
2010-11	0-0	0-0.0	--	--	--	--	--	--	--	--	--	--	--	--	--	--
ACC	0-0	0-0.0	--	--	--	--	--	--	--	--	--	--	--	--	--	--
2011-12	11-0	35-3.2	4-6	.667	3-5	.600	1-2	.500	1-4	5-0.5	6-0	5	3	0	3	12-1.1
ACC	5-0	15-3.0	1-1	1.000	1-1	1.000	1-2	.500	1-2	3-0.6	0-0	4	1	0	0	4-0.8
2012-13	7-0	50-7.1	0-3	.000	0-3	.000	1-2	.500	1-8	9-1.3	4-0	4	4	0	0	1-0.1
ACC	--	--	--	--	--	--	--	--	--	--	--	--	--	--	--	--
CAREER	22-0	92-4.2	4-9	.444	3-8	.375	2-4	.500	2-13	15-0.7	12-0	9	8	0	3	13-0.6
ACC	6-0	16-2.7	1-1	1.000	1-1	1.000	1-2	.500	1-2	3-0.5	0-0	4	1	0	0	4-0.7

JONTELEEVANS

#1



Senior • Guard • 5-11 • 188 • Hampton, Va. • Bethel

2012-13 SEASON:

- Has missed six games due to a foot injury
- Played three minutes vs. Delaware (11/13/12)
- Recorded four rebounds in 16 minutes of action at Wisconsin (11/28/12)
- Posted a career-high five steals and seven assists in 23 minutes vs. Green Bay (12/1/12)
- Had four points and four assists in first start of the season vs. Tennessee (12/5/12)

SINGLE GAME BESTS

POINTS

Season: 4 vs. Tennessee (12/5/12)
 Career: 17 vs. Winth (11/15/11), at Clem (2/14/12)
 ACC: 17 at Clemson (2/14/12)

REBOUNDS

Season: 4 at Wisconsin (11/28/12)
 Career: 7 vs. Miami (1/16/10)
 ACC: 7 vs. Miami (1/16/10)

FG MADE

Season: 2 vs. Tennessee (12/5/12)
 Career: 8 at Clemson (2/14/12)
 ACC: 8 at Clemson (2/14/12)

FG ATTEMPTS

Season: 6 vs. Tennessee (12/5/12)
 Career: 14 at Boston College (1/19/11)
 ACC: 14 at Boston College (1/19/11)

3 PT FG MADE

Season: --
 Career: 2 vs. Winthrop (11/15/11)
 ACC: 1 on six occasions

3 PT FG ATTEMPTS

Season: --
 Career: 3 vs. Virginia Tech (2/19/11)
 ACC: 3 vs. Virginia Tech (2/19/11)

FT MADE

Season: --
 Career: 5 vs. Winthrop (11/15/11)
 ACC: 4 at UNC (2/11/12), at VT (2/21/12)

FT ATTEMPTS

Season: --
 Career: 8 vs. Wichita State (11/24/10)
 ACC: 6 on three occasions

ASSISTS

Season: 7 vs. Green Bay (12/1/12)
 Career: 10 vs. Howard (1/4/11)
 ACC: 7 at Georgia Tech (2/23/11)

TURNOVERS

Season: 2, 2x last vs. Green Bay (12/1/12)
 Career: 6 vs. Washington (11/22/10)
 ACC: 5, 12x last at Florida State (2/12/11)

BLOCKS

Season: --
 Career: 1 on eight occasions
 ACC: 1 on three occasions

STEALS

Season: 5 vs. Green Bay (12/1/12)
 Career: 5 vs. Green Bay (12/1/12)
 ACC: 4 at Maryland (3/4/12)

MINUTES

Season: 23 vs. Green Bay (12/1/12)
 Career: 42 at Maryland (3/4/12)
 ACC: 42 at Maryland (3/4/12)

2012-13 GAME-BY-GAME:


Opponent	GP-GS	FG-FGA	3FG-3FGA	FT-FTA	Off-Def	Total	A	TO	Blk	Stl	PF	Min	Pts
at G. Mason	DNP												
Fairfield	DNP												
Delaware	1-0	0-0	0-0	.000	0-1	1	0	2	0	0	1	3	0
Seattle	DNP												
Lamar	DNP												
North Texas	DNP												
at Wisconsin	2-0	0-2	0-0	0-0	0-4	4	0	1	0	0	0	16	0
Green Bay	3-0	1-5	0-0	0-0	0-3	3	7	2	0	5	1	23	2
Tennessee	4-1	2-6	0-0	0-0	0-0	0	4	0	0	0	2	18	4
Miss. Valley St.	DNP												
Morgan State	DNP												

CAREER STATISTICS

Year	G-GS	Min-Avg.	FG-FGA	Pct.	3FG-3FGA	Pct.	FT-FTA	Pct.	Off-Def.	Reb-Avg.	PF-DQ	Ast	TO	Blk	Stl	Pts-Avg
2009-10	31-11	512-16.5	31-84	.369	2-12	.167	9-16	.563	6-40	46-1.5	55-1	60	27	1	34	73-2.4
ACC	16-10	287-17.9	14-53	.264	0-7	.000	6-12	.500	5-18	23-1.4	34-1	31	13	1	19	34-2.1
2010-11	31-27	846-27.3	71-182	.390	5-14	.357	31-52	.596	13-60	73-2.4	72-0	109	58	2	40	178-5.7
ACC	16-14	432-27.0	39-108	.361	4-9	.444	11-18	.611	6-31	37-2.3	39-0	52	25	0	18	93-5.8
2011-12	32-32	984-30.8	97-206	.471	5-14	.357	36-58	.621	7-58	65-2.0	67-1	124	77	5	50	235-7.3
ACC	16-16	508-31.8	57-124	.460	2-7	.286	18-32	.563	4-31	35-2.2	34-1	67	40	2	24	134-8.4
2012-13	4-1	60-15.0	3-13	.231	0-0	.000	0-0	.000	0-8	8-2.0	4-0	11	5	0	5	6-1.5
ACC	--	--	--	--	--	--	--	--	--	--	--	--	--	--	--	--
CAREER	98-71	2402-24.5	202-485	.416	12-40	.300	76-126	.603	26-166	192-2.0	198-2	304	167	8	129	492-5.0
ACC	48-40	1227-25.6	110-285	.386	6-23	.261	35-62	.565	15-80	95-2.0	107-2	150	78	3	61	261-5.4

PAUL JESPERSON

#2



Sophomore • Guard • 6-6 • 197 • Merrill, Wis. • Merrill

2012-13 SEASON:

- Has started the past 10 games
- Contributed two points, two rebounds and one assist in 19 minutes off the bench at George Mason (11/9/12)
- Tallied six points during first career start vs. Fairfield (11/12/12)
- Grabbed five rebounds in 34 minutes vs. Delaware (11/13/12)
- Recorded a career-high five assists vs. Seattle (11/17/12)
- Scored nine points and added five rebounds, two blocked shots and one steal vs. Lamar (11/19/12)
- Held scoreless in 24 minutes at Wisconsin (11/28/12)
- Tallied eight points vs. Green Bay (12/1/12) including a pair of three-pointers
- Had two points and four rebounds vs. Tennessee (12/5/12)
- Scored a career-high 11 points, including three three-pointers vs. Morgan State (12/19/12)

2012-13 GAME-BY-GAME:

Opponent	GP-GS	FG-FGA	3FG-3FGA	FT-FTA	Off-Def	Total	A	TO	Blk	Stl	PF	Min	Pts
at G. Mason	1-0	1-3	0-1	0-0	1-1	2	1	0	0	0	1	19	2
Fairfield	2-1	2-4	1-3	1-2	0-1	1	2	1	0	0	1	29	6
Delaware	3-2	1-4	0-3	0-0	0-5	5	2	0	1	0	2	34	2
Seattle	4-3	1-6	1-4	0-0	0-1	1	5	2	0	0	2	20	3
Lamar	5-4	3-6	3-5	0-0	0-5	5	1	2	2	1	0	32	9
North Texas	6-5	2-2	1-1	0-0	0-1	1	2	3	1	1	3	24	5
at Wisconsin	7-6	0-3	0-1	0-0	1-2	3	0	0	0	0	2	24	0
Green Bay	8-7	3-5	2-4	0-0	0-1	1	1	0	0	1	2	26	8
Tennessee	9-8	0-2	0-2	2-2	0-4	4	0	1	1	0	1	28	2
Miss. Valley St.	10-9	1-3	1-2	0-0	0-1	1	1	1	0	1	2	20	3
Morgan State	11-10	4-5	3-4	0-0	1-2	3	1	1	0	0	2	30	11

SINGLE GAME BESTS

POINTS

Season: 11 vs. Morgan State (12/19/12)
 Career: 11 vs. Morgan State (12/19/12)
 ACC: 7 at Virginia Tech (2/21/12)

REBOUNDS

Season: 5, 2x last vs. Lamar (11/19/12)
 Career: 5, 2x last vs. Lamar (11/19/12)
 ACC: 3 on three occasions

FG MADE

Season: 4 vs. Morgan State (12/19/12)
 Career: 4 vs. Morgan State (12/19/12)
 ACC: 3 at Virginia Tech (2/21/12)

FG ATTEMPTS

Season: 6, 2x last vs. Lamar (11/19/12)
 Career: 6, 3x last vs. Lamar (11/19/12)
 ACC: 5 on three occasions

3 PT FG MADE

Season: 3, 2x last vs. Morgan State (12/19/12)
 Career: 3, 2x last vs. Morgan State (12/19/12)
 ACC: 2 at Georgia Tech (1/19/12)

3 PT FG ATTEMPTS

Season: 5 vs. Lamar (11/19/12)
 Career: 5 vs. Lamar (11/19/12)
 ACC: 5 at Georgia Tech (1/19/12)

FT MADE

Season: 2 vs. Tennessee (12/5/12)
 Career: 1 vs. Fairfield (11/12/12)
 ACC: --

FT ATTEMPTS

Season: 2 vs. Tennessee (12/5/12)
 Career: 2 vs. Fairfield (11/12/12)
 ACC: --

ASSISTS

Season: 5 vs. Seattle (11/17/12)
 Career: 5 vs. Seattle (11/17/12)
 ACC: 3 at Virginia Tech (2/21/12)

TURNOVERS

Season: 3 vs. North Texas (11/20/12)
 Career: 3 vs. North Texas (11/20/12)
 ACC: 2 at Georgia Tech (1/19/12)

BLOCKS

Season: 2 vs. Lamar (11/19/12)
 Career: 2 vs. Lamar (11/19/12)
 ACC: 1 vs. Wake Forest (2/8/12)

STEALS

Season: 1, 4x last vs. Miss. Valley St. (12/8/12)
 Career: 1, 7x last vs. Miss. Valley St. (12/8/12)
 ACC: 1 on three occasions

MINUTES


Season: 34 vs. Delaware (11/13/12)
 Career: 34 vs. Delaware (11/13/12)
 ACC: 28 at Virginia Tech (2/21/12)

CAREER STATISTICS

Year	G-GS	Min-Avg.	FG-FGA	Pct.	3FG-3FGA	Pct.	FT-FTA	Pct.	Off-Def.	Reb-Avg.	PF-DQ	Ast	TO	Blk	Stl	Pts-Avg
2011-12	21-0	220-10.5	12-43	.279	7-31	.226	0-0	.000	2-15	17-0.8	18-0	5	9	1	3	31-1.5
ACC	16-0	171-10.7	9-31	.290	5-23	.217	0-0	.000	1-15	16-1.0	15-0	5	6	1	3	23-1.4
2012-13	11-10	286-26.0	18-43	.419	12-30	.400	3-4	.750	3-24	27-2.5	18-0	16	11	5	4	51-4.6
ACC	--	--	--	--	--	--	--	--	--	--	--	--	--	--	--	--
CAREER	32-10	506-15.8	30-86	.349	19-61	.311	3-4	.750	5-39	44-1.4	36-0	21	20	6	7	82-2.6
ACC	16-0	171-10.7	9-31	.290	5-23	.217	0-0	.000	1-15	16-1.0	15-0	5	6	1	3	23-1.4

JOE HARRIS

#12



Junior • Guard • 6-6 • 211 • Chelan, Wash. • Chelan

2012-13 SEASON:

- Has led Virginia in scoring in six games
- Averaging a career-high 14.7 points per game
- Has scored in double figures in nine of 11 games
- Had back-to-back 20-point games (22 vs. Wisconsin & 20 vs. Green Bay) for the first time
- Tallied 19 points and eight rebounds at George Mason (11/9/12)
- Led team with 15 points vs. Fairfield (11/12/12)
- Scored a team-high 20 points vs. Delaware (11/13/12)
- Led UVa with 17 points and had two blocked shots and three steals vs. Lamar (11/19/12)
- Tallied 12 points vs. North Texas (11/20/12)
- Scored a season-high 22 points and had five rebounds and five assists at Wisconsin (11/28/12)
- Scored 20 points and was 4-7 from three-point range vs. Green Bay (12/1/12)
- Had 13 points and six rebounds vs. Tennessee (12/5/12)
- Had a career-high six assists vs. Mississippi Valley State (12/8/12)

2012-13 GAME-BY-GAME:

Opponent	GP-GS	FG-FGA	3FG-3FGA	FT-FTA	Off-Def	Total	A	TO	Blk	Stl	PF	Min	Pts
at G. Mason	1-1	6-15	4-7	3-4	1-7	8	3	4	0	0	3	35	19
Fairfield	2-2	5-11	0-0	5-6	2-5	7	3	1	1	1	2	34	15
Delaware	3-3	7-19	3-9	3-4	2-2	4	1	3	0	0	5	38	20
Seattle	4-4	2-5	1-2	2-3	0-1	1	0	2	0	0	3	20	7
Lamar	5-5	7-11	3-5	0-0	0-5	5	2	0	2	3	1	25	17
North Texas	6-6	3-6	3-4	3-4	0-2	2	2	1	1	0	3	21	12
at Wisconsin	7-7	8-19	1-7	5-6	1-4	5	5	0	0	0	1	35	22
Green Bay	8-8	8-14	4-7	0-0	0-2	2	2	3	0	0	1	35	20
Tennessee	9-9	6-11	1-3	0-1	1-5	6	1	1	0	0	1	34	13
Miss. Valley St.	10-10	0-4	0-2	3-4	0-3	3	6	1	1	0	1	27	3
Morgan State	11-11	3-4	2-3	6-9	0-2	2	3	4	0	0	2	21	14

SINGLE GAME BESTS

POINTS

Season: 22 at Wisconsin (11/28/12)
 Career: 24 at Minnesota (11/29/10)
 ACC: 19, 2x last vs. Clemson (1/31/12)

REBOUNDS

Season: 8 at George Mason (11/9/12)
 Career: 10 vs. Boston College (2/26/11)
 ACC: 10 vs. Boston College (2/26/11)

FG MADE

Season: 8, 2x last vs. Green Bay (12/1/12)
 Career: 8, 4x last vs. Green Bay (12/1/12)
 ACC: 7, 2x last vs. Clemson (1/31/12)

FG ATTEMPTS

Season: 19, 2x last at Wisconsin (11/28/12)
 Career: 19, 2x last at Wisconsin (11/28/12)
 ACC: 14 at Florida State (2/12/11)

3 PT FG MADE

Season: 4, 2x last vs. Green Bay (12/1/12)
 Career: 5, 2x last vs. Clemson (1/31/12)
 ACC: 5 vs. Clemson (1/31/12)

3 PT FG ATTEMPTS

Season: 9 vs. Delaware (11/13/12)
 Career: 10 vs. Radford (12/7/10)
 ACC: 9, 2x last at Georgia Tech (2/23/11)

FT MADE

Season: 6 vs. Morgan State (12/19/12)
 Career: 6 vs. Morgan State (12/19/12)
 ACC: 7 vs. NC State (3/1/11)

FT ATTEMPTS

Season: 9 vs. Morgan State (12/19/12)
 Career: 9 vs. Morgan State (12/19/12)
 ACC: 7 vs. NC State (3/1/11)

ASSISTS

Season: 6 vs. Mississippi Valley State (12/8/12)
 Career: 6 vs. Mississippi Valley State (12/8/12)
 ACC: 5 vs. Florida State (3/1/12)

TURNOVERS

Season: 4, 2x last vs Morgan State (12/19/12)
 Career: 5 vs. Florida State (3/1/12)
 ACC: 5 vs. Florida State (3/1/12)

BLOCKS

Season: 2 vs. Lamar (11/19/12)
 Career: 3 vs. North Carolina (2/25/12)
 ACC: 3 vs. North Carolina (2/25/12)

STEALS

Season: 3 vs. Lamar (11/19/12)
 Career: 4, 2x last vs. Michigan (11/29/11)
 ACC: 3, 2x last vs. Virginia Tech (2/19/11)

MINUTES

Season: 38 vs. Delaware (11/13/12)
 Career: 41 at Miami (2/5/11)
 ACC: 41 at Miami (2/5/11)

CAREER STATISTICS

Year	G-GS	Min-Avg.	FG-FGA	Pct.	3FG-3FGA	Pct.	FT-FTA	Pct.	Off-Def.	Reb-Avg.	PF-DQ	Ast	TO	Blk	Stl	Pts-Avg
2010-11	31-25	910-29.4	107-256	.418	65-156	.417	44-58	.759	35-100	135-4.4	69-2	39	49	11	27	323-10.4
ACC	16-13	512-32.0	55-140	.393	39-93	.419	30-39	.769	18-63	81-5.1	35-2	22	25	6	13	179-11.2
2011-12	32-31	969-30.3	121-274	.442	49-129	.380	71-92	.772	29-95	124-3.9	68-2	55	46	12	23	362-11.3
ACC	16-15	472-29.5	56-129	.434	25-57	.439	18-28	.643	20-44	64-4.0	38-1	30	27	8	8	155-9.7
2012-13	11-11	325-29.5	55-119	.462	22-49	.449	30-41	.732	7-38	45-4.1	23-1	28	20	5	4	162-14.7
ACC	--	--	--	--	--	--	--	--	--	--	--	--	--	--	--	--
CAREER	74-67	2204-29.8	283-649	.436	136-334	.407	145-191	.759	71-233	304-4.1	160-5	122	115	28	54	847-11.4
ACC	32-28	984-30.8	111-269	.413	64-150	.427	48-67	.716	38-107	145-4.5	73-3	52	52	14	21	334-10.4

AKIL MITCHELL

#25



Junior • Forward • 6-8 • 234 • Charlotte, N.C. • Charlotte Christian School

2012-13 SEASON:

- Averaging a career-high 13.5 points and 9.5 rebounds per game
- Shooting a career-high 52.9 percent from the field and 72.2 percent from the free throw line.
- Posted 11 points, seven rebounds and two steals at George Mason (11/9/12)
- Tallied 12 points and eight rebounds vs. Fairfield (11/12/12)
- Posted 15 points and 13 rebounds for his second career double-double vs. Delaware (11/13/12)
- Had 14 points and a career-high 16 rebounds for his third career double-double vs. Seattle (11/17/12)
- Had 10 points and eight rebounds vs. Lamar (11/19/12)
- Posted 11 points and 10 rebounds for his fourth career double-double at Wisconsin (11/28/12)
- Scored a career-high 20 points and had nine rebounds vs. Green Bay (12/1/12)
- Recorded 13 points and 12 rebounds for his fifth career double-double vs. Tennessee (12/5/12)
- Tied a career-high with 20 points and had four steals in 16 minutes vs. Mississippi Valley State (12/8/12)
- Tallied a career-high seven assists and recorded his sixth career double-double with 15 points and 12 rebounds vs. Morgan State (12/19/12)

2012-13 GAME-BY-GAME:

Opponent	GP-GS	FG-FGA	3FG-3FGA	FT-FTA	Off-Def	Total	A	TO	Blk	Stl	PF	Min	Pts
at G.Mason	1-1	4-6	0-0	3-5	3-4	7	0	1	1	2	1	30	11
Fairfield	2-2	4-11	0-0	4-6	3-5	8	2	1	1	1	2	33	12
Delaware	3-3	5-11	0-0	5-8	5-8	13	3	1	1	0	4	30	15
Seattle	4-4	5-7	0-0	4-4	6-10	16	1	2	0	3	2	26	14
Lamar	5-5	2-7	0-0	6-6	3-5	8	2	0	0	0	2	23	10
North Texas	6-6	3-5	0-0	2-3	0-4	4	1	4	0	0	4	24	8
at Wisconsin	7-7	3-6	0-0	5-6	3-7	10	2	3	0	0	2	33	11
Green Bay	8-8	9-12	0-0	2-2	0-9	9	2	1	1	0	2	26	20
Tennessee	9-9	6-13	0-0	1-3	5-7	12	1	2	0	0	2	34	13
Miss. Valley St.	10-10	9-14	0-0	2-3	2-3	5	1	1	0	4	2	16	20
Morgan State	11-11	5-12	0-1	5-8	4-8	12	7	2	0	1	3	33	15

SINGLE GAME BESTS

POINTS

Season: 20, 2x last vs. Miss. Valley State (12/8/12)
 Career: 20, 2x last vs. Miss. Valley State (12/8/12)
 ACC: 10 vs. BC (1/26/12), vs. WF (2/8/12)

REBOUNDS

Season: 16 vs. Seattle (11/17/12)
 Career: 16 vs. Seattle (11/17/12)
 ACC: 10 vs. Maryland (2/18/12)

FG MADE

Season: 9, 2x last vs. Miss. Valley State (12/8/12)
 Career: 9, 2x last vs. Miss. Valley State (12/8/12)
 ACC: 4 vs. BC (1/26/12), vs. WF (2/8/12)

FG ATTEMPTS

Season: 14 vs. Miss. Valley State (12/8/12)
 Career: 14 vs. Miss. Valley State (12/8/12)
 ACC: 10 vs. Wake Forest (2/8/12)

3 PT FG MADE

Season: --
 Career: 1 vs. North Carolina (1/8/11)
 ACC: 1 vs. North Carolina (1/8/11)

3 PT FG ATTEMPTS

Season: 1 vs. Morgan State (12/19/12)
 Career: 1 on eight occasions
 ACC: 1 on five occasions

FT MADE

Season: 6 vs. Lamar (11/19/12)
 Career: 6 vs. Lamar (11/19/12)
 ACC: 4 vs. Clemson (1/31/12)

FT ATTEMPTS

Season: 8, 2x last vs. Morgan State (12/19/12)
 Career: 8, 2x last vs. Morgan State (12/19/12)
 ACC: 6, 2x last at Maryland (3/4/12)

ASSISTS

Season: 7 vs. Morgan State (12/19/12)
 Career: 7 vs. Morgan State (12/19/12)
 ACC: 4 vs. Wake Forest (2/8/12)

TURNOVERS

Season: 4 vs. North Texas (11/20/12)
 Career: 4 vs. North Texas (11/20/12)
 ACC: 3, 2x last at Clemson (2/14/12)

BLOCKS

Season: 1, 4x last vs. Green Bay (12/1/12)
 Career: 2, 2x last at North Carolina (2/11/12)
 ACC: 2, 2x last at North Carolina (2/11/12)

STEALS

Season: 4 vs. Mississippi Valley State (12/8/12)
 Career: 4 vs. Mississippi Valley State (12/8/12)
 ACC: 3 on three occasions

MINUTES


Season: 34 vs. Tennessee (12/5/12)
 Career: 38 vs. NC State (3/9/12)
 ACC: 35, 2x last vs. Wake Forest (2/8/12)

CAREER STATISTICS

Year	G-GS	Min-Avg.	FG-FGA	Pct.	3FG-3FGA	Pct.	FT-FTA	Pct.	Off-Def.	Reb-Avg.	PF-DQ	Ast	TO	Blk	Stl	Pts-Avg
2010-11	29-1	438-15.1	27-80	.338	1-8	.125	15-29	.517	22-64	86-3.0	51-1	24	17	6	18	70-2.4
ACC	16-0	254-15.9	15-43	.349	1-5	.200	12-18	.667	11-25	36-2.3	30-1	12	9	4	11	43-2.7
2011-12	32-15	705-22.0	52-103	.505	0-0	.000	27-53	.509	39-102	141-4.4	71-1	27	26	10	21	131-4.1
ACC	16-13	383-23.9	26-57	.456	0-0	.000	16-27	.593	22-52	74-4.6	42-1	16	16	4	14	68-4.3
2012-13	11-11	308-28.0	55-104	.529	0-1	.000	39-54	.722	34-70	104-9.5	26-0	22	18	4	11	149-13.5
ACC	--	--	--	--	--	--	--	--	--	--	--	--	--	--	--	--
CAREER	72-27	1451-20.2	134-287	.467	1-9	.111	81-136	.596	95-236	331-4.6	148-2	73	61	20	50	350-4.9
ACC	32-13	637-19.9	41-100	.410	1-5	.200	28-45	.622	33-77	110-3.4	72-2	28	25	8	25	111-3.5

THOMAS ROGERS

#30



Junior • Guard • 6-6 • 209 • Farmville, Va. • Fork Union Military Academy

2012-13 SEASON:

- Made his season debut vs. Seattle (11/17/12)
- Played two minutes vs. Lamar (11/19/12)
- Played three minutes vs. Mississippi Valley State (12/8/12)

SINGLE GAME BESTS

POINTS

Season: --
 Career: --
 ACC: --

REBOUNDS

Season: 1 vs. Mississippi Valley State (12/8/12)
 Career: 1, 4x last vs. Miss. Valley St. (12/8/12)
 ACC: 1 at GT (1/19/12), vs. Md. (2/18/12)

FG MADE

Season: --
 Career: --
 ACC: --

FG ATTEMPTS

Season: 1 vs. Morgan State (12/19/12)
 Career: 2 vs. Howard (1/4/11), Green Bay (11/25/11)
 ACC: 1 at GT (1/19/12), vs. WF (2/8/12)

3 PT FG MADE

Season: --
 Career: --
 ACC: --

3 PT FG ATTEMPTS

Season: 1 vs. Morgan State (12/19/12)
 Career: 2 vs. Howard (1/4/11), Green Bay (11/25/11)
 ACC: 1 at GT (1/19/12), vs. WF (2/8/12)

FT MADE

Season: --
 Career: --
 ACC: --

FT ATTEMPTS

Season: 2 vs. Mississippi Valley State (12/8/12)
 Career: 2 vs. Mississippi Valley State (12/8/12)
 ACC: --

ASSISTS

Season: 1 vs. Seattle (11/17/12)
 Career: 1, 2x last vs. Seattle (11/17/12)
 ACC: --

TURNOVERS

Season: 1 vs. Morgan State (12/19/12)
 Career: 1, 2x last vs. Morgan State (12/19/12)
 ACC: --

BLOCKS

Season: --
 Career: --
 ACC: --

STEALS

Season: --
 Career: --
 ACC: --

MINUTES

Season: 4 vs. Seattle (11/17/12)
 Career: 4, 2x last vs. Seattle (11/17/12)
 ACC: 3 vs. WF (2/8/12), Md (2/18/12)

2012-13 GAME-BY-GAME:

Opponent	GP-GS	FG-FGA	3FG-3FGA	FT-FTA	Off-Def	Total	A	TO	Blk	Stl	PF	Min	Pts
at G. Mason	DNP												
Fairfield	DNP												
Delaware	DNP												
Seattle	1-0	0-0	0-0	0-0	0-0	0	1	0	0	0	1	4	0
Lamar	2-0	0-0	0-0	0-0	0-0	0	0	0	0	0	0	2	0
North Texas	DNP												
at Wisconsin	DNP												
Green Bay	DNP												
Tennessee	DNP												
Miss. Valley St.	3-0	0-0	0-0	0-2	0-1	1	0	0	0	0	0	3	0
Morgan State	4-0	0-1	0-1	0-0	0-0	0	0	1	0	0	0	1	0

CAREER STATISTICS

Year	G-GS	Min-Avg.	FG-FGA	Pct.	3FG-3FGA	Pct.	FT-FTA	Pct.	Off-Def.	Reb-Avg.	PF-DQ	Ast	TO	Blk	Stl	Pts-Avg
2010-11	6-0	8-1.3	0-2	.000	0-2	.000	0-0	.000	0-0	0-0.0	0-0	0	0	0	0	0-0.0
ACC	2-0	2-1.0	0-0	.000	0-0	.000	0-0	.000	0-0	0-0.0	0-0	0	0	0	0	0-0.0
2011-12	7-0	19-2.7	0-6	.000	0-6	.000	0-0	.000	0-3	3-0.4	3-0	1	1	0	0	0-0.0
ACC	3-0	8-2.7	0-2	.000	0-2	.000	0-0	.000	0-2	2-0.7	1-0	0	0	0	0	0-0.0
2012-13	4-0	10-2.5	0-2	.000	0-1	.000	0-2	.000	0-1	1-0.3	1-0	1	1	0	0	0-0.0
ACC	--	--	--	--	--	--	--	--	--	--	--	--	--	--	--	--
CAREER	17-0	37-2.2	0-10	.000	0-9	.000	0-2	.000	0-4	4-0.2	4-0	2	2	0	0	0-0.0
ACC	5-0	10-2.0	0-2	.000	0-2	.000	0-0	.000	0-2	2-0.4	1-0	0	0	0	0	0-0.0

DARION ATKINS

#32



Sophomore • Forward • 6-8 • 222 • Clinton, Md. • Landon School

2012-13 SEASON:

- Tallied seven points and four rebounds in 16 minutes off the bench at George Mason (11/9/12)
- Made his first career start vs. Fairfield (11/12/12)
- Scored 11 points against Delaware (11/13/12)
- Earned six rebounds and a career-high four blocked shots vs. Seattle (11/17/12)
- Tallied five points in 19 minutes vs. Lamar (11/19/12)
- Added 10 points and a career-high nine rebounds vs. North Texas (11/20/12)
- Scored career-high 14 points and had seven rebounds at Wisconsin (11/28/12)
- Grabbed a career-high 11 rebounds and blocked four shots vs. Green Bay (12/1/12)
- Tallied eight points, five rebounds and three blocked shots vs. Tennessee (12/5/12)
- Recorded 14 points in 23 minutes vs. Mississippi Valley State (12/8/12)
- Led Virginia scoring with a career-high 17 points and three steals vs. Morgan State (12/19/12)

2012-13 GAME-BY-GAME:

Opponent	GP-GS	FG-FGA	3FG-3FGA	FT-FTA	Off-Def	Total	A	TO	Blk	Stl	PF	Min	Pts
at G. Mason	1-0	3-5	0-0	1-1	3-1	4	0	2	0	0	4	16	7
Fairfield	2-1	0-2	0-0	0-0	0-1	1	0	1	1	0	0	9	0
Delaware	3-1	5-7	0-0	1-3	3-0	3	1	0	0	0	0	23	11
Seattle	4-1	3-4	0-0	2-2	2-4	6	1	2	4	2	0	18	8
Lamar	5-1	2-4	0-0	1-1	0-1	1	1	1	1	0	4	19	5
North Texas	6-2	5-10	0-0	0-0	5-4	9	1	1	2	1	3	31	10
at Wisconsin	7-3	6-9	0-0	2-3	3-4	7	1	1	2	1	2	35	14
Green Bay	8-4	2-6	0-0	3-6	2-9	11	3	2	4	0	2	36	7
Tennessee	9-5	4-10	0-0	0-0	0-5	5	0	1	3	1	3	33	8
Miss. Valley St.	10-6	7-11	0-0	0-2	2-5	7	0	0	1	1	2	23	14
Morgan State	11-7	8-12	0-0	1-3	3-1	4	0	3	1	3	4	25	17

SINGLE GAME BESTS

POINTS

Season: 17 vs. Morgan State (12/19/12)
 Career: 17 vs. Morgan State (12/19/12)
 ACC: 6 vs. Boston College (1/26/12)

REBOUNDS

Season: 11 vs. Green Bay (12/1/12)
 Career: 11 vs. Green Bay (12/1/12)
 ACC: 6 vs. North Carolina (2/25/12)

FG MADE

Season: 8 vs. Morgan State (12/19/12)
 Career: 8 vs. Morgan State (12/19/12)
 ACC: 2 on four occasions

FG ATTEMPTS

Season: 12 vs. Morgan State (12/19/12)
 Career: 12 vs. Morgan State (12/19/12)
 ACC: 5 vs. Wake Forest (2/8/12)

3 PT FG MADE

Season: --
 Career: --
 ACC: --

3 PT FG ATTEMPTS

Season: --
 Career: --
 ACC: --

FT MADE

Season: 3 vs. Green Bay (12/1/12)
 Career: 4 vs. Longwood (12/3/11)
 ACC: 2 at GT (1/19/12), vs. BC (1/26/12)

FT ATTEMPTS

Season: 6 vs. Green Bay (12/1/12)
 Career: 6, 2x last vs. Green Bay (12/1/12)
 ACC: 2 on four occasions

ASSISTS

Season: 3 vs. Green Bay (12/1/12)
 Career: 3 vs. Green Bay (12/1/12)
 ACC: 1, 2x last vs. Wake Forest (2/8/12)

TURNOVERS

Season: 3 vs. Morgan State (12/19/12)
 Career: 3 vs. Morgan State (12/19/12)
 ACC: 2 at Maryland (3/4/12)

BLOCKS

Season: 4, 2x last vs. Green Bay (12/1/12)
 Career: 4, 2x last vs. Green Bay (12/1/12)
 ACC: 2 on six occasions

STEALS

Season: 3 vs. Morgan State (12/19/12)
 Career: 3 vs. Morgan State (12/19/12)
 ACC: 2 vs. Wake Forest (2/8/12)

MINUTES

Season: 36 vs. Green Bay (12/1/12)
 Career: 36 vs. Green Bay (12/1/12)
 ACC: 22 at Maryland (3/4/12)

CAREER STATISTICS

Year	G-GS	Min-Avg.	FG-FGA	Pct.	3FG-3FGA	Pct.	FT-FTA	Pct.	Off-Def.	Reb-Avg.	PF-DQ	Ast	TO	Blk	Stl	Pts-Avg
2011-12	27-0	275-10.2	25-43	.581	0-0	.000	11-19	.579	23-39	62-2.3	50-1	3	5	19	12	61-2.3
ACC	16-0	190-11.9	15-27	.556	0-0	.000	5-8	.625	14-25	39-2.4	36-1	2	3	14	8	35-2.2
2012-13	11-7	268-24.4	45-80	.563	0-0	.000	11-21	.524	23-35	58-5.3	24-0	8	14	19	9	101-9.2
ACC	--	--	--	--	--	--	--	--	--	--	--	--	--	--	--	--
CAREER	38-7	543-14.3	70-123	.569	0-0	.000	22-40	.550	46-74	120-3.2	74-1	11	19	38	21	162-4.3
ACC	16-0	190-11.9	15-27	.556	0-0	.000	5-8	.625	14-25	39-2.4	36-1	2	3	14	8	35-2.2

2012-13 Virginia Basketball
Virginia Combined Team Statistics (as of Dec 19, 2012)
All games

RECORD:	OVERALL	HOME	AWAY	NEUTRAL
ALL GAMES	9-2	8-1	1-1	0-0
CONFERENCE	0-0	0-0	0-0	0-0
NON-CONFERENCE	9-2	8-1	1-1	0-0

##	Player	gp-gs	min	avg	Total		3-Point		F-Throw		Rebounds				pf	dq	a	to	blk	stl	pts	avg		
					fg-fga	fg%	3fg-fga	3fg%	ft-fa	ft%	off	def	tot	avg										
12	Joe Harris	11-11	325	29.5	55-119	.462	22-49	.449	30-41	.732	7	38	45	4.1	23	1	28	20	5	4	162	14.7		
25	Akil Mitchell	11-11	308	28.0	55-104	.529	0-1	.000	39-54	.722	34	70	104	9.5	26	0	22	18	4	11	149	13.5		
32	Darion Atkins	11-7	268	24.4	45-80	.563	0-0	.000	11-21	.524	23	35	58	5.3	24	0	8	14	19	9	101	9.2		
23	Justin Anderson	11-3	229	20.8	23-59	.390	4-19	.211	19-26	.731	10	24	34	3.1	10	0	23	12	10	10	69	6.3		
11	Evan Nolte	11-3	218	19.8	22-46	.478	11-25	.440	9-9	1.000	5	16	21	1.9	21	0	17	11	4	12	64	5.8		
10	Mike Tobey	11-1	122	11.1	21-51	.412	1-3	.333	12-14	.857	5	14	19	1.7	9	0	4	10	6	1	55	5.0		
02	Paul Jespersen	11-10	286	26.0	18-43	.419	12-30	.400	3-4	.750	3	24	27	2.5	18	0	16	11	5	4	51	4.6		
05	Teven Jones	8-6	195	24.4	8-28	.286	1-8	.125	14-15	.933	1	8	9	1.1	21	0	19	15	2	9	31	3.9		
04	Taylor Barnette	8-2	127	15.9	7-17	.412	4-14	.286	0-2	.000	1	7	8	1.0	7	0	11	8	0	0	18	2.3		
01	Jontel Evans	4-1	60	15.0	3-13	.231	0-0	.000	0-0	.000	0	8	8	2.0	4	0	11	5	0	5	6	1.5		
00	Doug Browman	7-0	50	7.1	0-3	.000	0-3	.000	1-2	.500	1	8	9	1.3	4	0	4	4	0	0	1	0.1		
30	Thomas Rogers	4-0	10	2.5	0-2	.000	0-1	.000	0-2	.000	0	1	1	0.3	1	0	1	1	0	0	0	0.0		
24	Caid Kirven	1-0	2	2.0	0-1	.000	0-0	.000	0-0	.000	0	0	0	0.0	1	0	0	1	0	0	0	0.0		
Team											18	22	40											
Total.....		11	2200		257-566	.454	55-153	.359	138-190	.726	108	275	383	34.8	169	1	164	130	55	65	707	64.3		
Opponents.....		11	2200		198-564	.351	52-186	.280	109-156	.699	110	222	332	30.2	174	-	88	142	33	60	557	50.6		

TEAM STATISTICS	VA	OPP	Date	Opponent	Score	Att.
SCORING	707	557	11/9/12	at George Mason	L 59-63	9840
Points per game	64.3	50.6	11/12/12	FAIRFIELD	w 54-45	8568
Scoring margin	+13.6	-	11/13/12	DELAWARE	L 53-59	8490
FIELD GOALS-ATT	257-566	198-564	11/17/12	SEATTLE	w 83-43	9160
Field goal pct	.454	.351	11/19/12	LAMAR	w 63-44	1444
3 POINT FG-ATT	55-153	52-186	11/20/12	NORTH TEXAS	w 80-64	1745
3-point FG pct	.359	.280	11/28/12	at Wisconsin	w 60-54	16690
3-pt FG made per game	5.0	4.7	12/01/12	GREEN BAY	w 67-51	9600
FREE THROWS-ATT	138-190	109-156	12/05/12	TENNESSEE	w 46-38	9702
Free throw pct	.726	.699	12/08/12	MISSISSIPPI VALLEY STATE	w 67-39	8691
F-Throws made per game	12.5	9.9	12/19/12	MORGAN STATE	w 75-57	8319
REBOUNDS	383	332	* - Conference game			
Rebounds per game	34.8	30.2				
Rebounding margin	+4.6	-				
ASSISTS	164	88				
Assists per game	14.9	8.0				
TURNOVERS	130	142				
Turnovers per game	11.8	12.9				
Turnover margin	+1.1	-				
Assist/turnover ratio	1.3	0.6				
STEALS	65	60				
Steals per game	5.9	5.5				
BLOCKS	55	33				
Blocks per game	5.0	3.0				
ATTENDANCE	65719	26530				
Home games-Avg/Game	9-7302	2-13265				
Neutral site-Avg/Game	-	0-0				

Score by Periods	1st	2nd	Totals
Virginia	339	368	707
Opponents	255	302	557

2012-13 Virginia Basketball
Virginia Season Schedule/Results & Leaders (as of Dec 20, 2012)
All games

RECORD:	OVERALL	HOME	AWAY	NEUTRAL
ALL GAMES	9-2	8-1	1-1	0-0
CONFERENCE	0-0	0-0	0-0	0-0
NON-CONFERENCE	9-2	8-1	1-1	0-0

Date	Opponent	Score	Att.	High Points	High Rebounds
11/9/12	at George Mason	59-63 L	9840	(19)Joe Harris	(8)Joe Harris
11/12/12	FAIRFIELD	w 54-45	8568	(15)Joe Harris	(8)Akil Mitchell
11/13/12	DELAWARE	53-59 L	8490	(20)Joe Harris	(13)Akil Mitchell
11/17/12	SEATTLE	w 83-43	9160	(17)Mike Tobey	(16)Akil Mitchell
11/19/12	LAMAR	w 63-44	1444	(17)Joe Harris	(8)Akil Mitchell
11/20/12	NORTH TEXAS	w 80-64	1745	(14)Justin Anderson	(9)Darion Atkins
11/28/12	at Wisconsin	w 60-54	16690	(22)Joe Harris	(10)Akil Mitchell
12/01/12	GREEN BAY	w 67-51	9600	(20)Akil Mitchell	(11)Darion Atkins
				(20)Joe Harris	
12/05/12	TENNESSEE	w 46-38	9702	(13)Akil Mitchell	(12)Akil Mitchell
				(13)Joe Harris	
12/08/12	MISSISSIPPI VALLEY STATE	w 67-39	8691	(20)Akil Mitchell	(9)Justin Anderson
12/19/12	MORGAN STATE	w 75-57	8319	(17)Darion Atkins	(12)Akil Mitchell

* - Conference game

Attendance Summary	Games	Attend	Avg/Game
Home	9	65719	7302
Away	2	26530	13265
Neutral	0	0	0
Total	11	92249	8386

2012-13 Virginia Basketball
Virginia Team Game-by-Game (as of Dec 20, 2012)
All games

TEAM STATISTICS

Opponent	Date	Score		Total		3-Pointers		Free throws		Rebounds				pf	a	t/o	blk	stl	pts	avg
				fg-fga	pct	3fg-fga	pct	ft-fa	pct	off	def	tot	avg							
at George Mason	11/9/12	59-63	L	21-52	.404	8-21	.381	9-15	.600	11	21	32	32.0	20	12	12	1	3	59	59.0
FAIRFIELD	11/12/12	54-45	W	19-47	.404	2-8	.250	14-20	.700	11	21	32	32.0	8	14	9	4	5	54	56.5
DELAWARE	11/13/12	53-59	L	20-57	.351	4-21	.190	9-15	.600	16	19	35	33.0	17	10	12	4	5	53	55.3
SEATTLE	11/17/12	83-43	W	28-50	.560	6-14	.429	21-24	.875	9	32	41	35.0	13	21	19	6	7	83	62.2
LAMAR	11/19/12	63-44	W	23-53	.434	6-16	.375	11-11	1.000	7	22	29	33.8	16	12	9	8	9	63	62.4
NORTH TEXAS	11/20/12	80-64	W	27-46	.587	8-11	.727	18-24	.750	9	19	28	32.8	20	18	15	5	7	80	65.3
at Wisconsin	11/28/12	60-54	W	21-46	.457	4-12	.333	14-17	.824	8	28	36	33.3	12	12	10	4	3	60	64.6
GREEN BAY	12/01/12	67-51	W	26-52	.500	7-14	.500	8-11	.727	4	28	32	33.1	14	20	10	5	7	67	64.9
TENNESSEE	12/05/12	46-38	W	19-53	.358	1-8	.125	7-10	.700	10	27	37	33.6	15	10	8	8	2	46	62.8
MISSISSIPPI VALLEY STA	12/08/12	67-39	W	28-56	.500	3-12	.250	8-14	.571	7	35	42	34.4	17	17	10	8	9	67	63.2
MORGAN STATE	12/19/12	75-57	W	25-54	.463	6-16	.375	19-29	.655	16	23	39	34.8	17	18	16	2	8	75	64.3
Virginia		707		257-566	.454	55-153	.359	138-190	.726	108	275	383	34.8	169	164	130	55	65	707	64.3
Opponents		557		198-564	.351	52-186	.280	109-156	.699	110	222	332	30.2	174	88	142	33	60	557	50.6

Games played: 11
Points/game: 64.3
FG Pct: 45.4
3FG Pct: 35.9
FT Pct: 72.6

Rebounds/game: 34.8
Assists/game: 14.9
Turnovers/game: 11.8
Assist/turnover ratio: 1.3
Steals/game: 5.9
Blocks/game: 5.0

2012-13 Virginia Basketball
Virginia Team Game-by-Game Comparison (as of Dec 20, 2012)
All games

Opponent	1st	2nd	Score	Mar	Total FG	FG Pct	3-Pointers	3FG Pct	Free Throws	FT Pct	Rebounds	Assist	T/Over	Block	Steal	Fouls
George Mason	25/28	34/35	59-63	(4)	21-52/24-44	.404/.545	8-21/7-14	.381/.500	9-15/8-19	.600/.421	32/26 +6	12/14	12/10	1/2	3/5	20/16
FAIRFIELD	28/30	26/15	54-45	+9	19-47/17-47	.404/.362	2-8/7-21	.250/.333	14-20/4-6	.700/.667	32/30 +2	14/9	9/13	4/5	5/5	8/16
DELAWARE	15/28	38/31	53-59	(6)	20-57/20-47	.351/.426	4-21/5-16	.190/.313	9-15/14-17	.600/.824	35/33 +2	10/7	12/14	4/2	5/7	17/13
SEATTLE	44/13	39/30	83-43	+40	28-50/15-59	.560/.254	6-14/5-19	.429/.263	21-24/8-14	.875/.571	41/29 +12	21/4	19/19	6/0	7/10	13/19
LAMAR	32/18	31/26	63-44	+19	23-53/15-46	.434/.326	6-16/3-6	.375/.500	11-11/11-12	1000/.917	29/28 +1	12/8	9/14	8/6	9/3	16/13
NORTH TEXAS	42/22	38/42	80-64	+16	27-46/21-58	.587/.362	8-11/3-19	.727/.158	18-24/19-26	.750/.731	28/34 (6)	18/5	15/14	5/5	7/7	20/21
Wisconsin	24/23	36/31	60-54	+6	21-46/21-55	.457/.382	4-12/8-22	.333/.364	14-17/4-5	.824/.800	36/25 +11	12/12	10/5	4/3	3/6	12/15
GREEN BAY	31/27	36/24	67-51	+16	26-52/18-53	.500/.340	7-14/5-17	.500/.294	8-11/10-13	.727/.769	32/31 +1	20/11	10/13	5/2	7/5	14/13
TENNESSEE	25/16	21/22	46-38	+8	19-53/15-52	.358/.288	1-8/3-19	.125/.158	7-10/5-8	.700/.625	37/36 +1	10/7	8/12	8/3	2/3	15/15
MISSISSIPPI VALLEY STATE	36/22	31/17	67-39	+28	28-56/11-58	.500/.190	3-12/3-23	.250/.130	8-14/14-18	.571/.778	42/39 +3	17/3	10/11	8/1	9/3	17/13
MORGAN STATE	37/28	38/29	75-57	+18	25-54/21-45	.463/.467	6-16/3-10	.375/.300	19-29/12-18	.655/.667	39/21 +18	18/8	16/17	2/4	8/6	17/20

Note: Game totals are displayed in the format TEAM/OPPONENT for each category

2012-13 Virginia Basketball
Virginia Game-by-Game Highs (as of Dec 20, 2012)
All games

Opponent	Date	Score	Points	Rebounds	Assists	Steals	Blocked shots
at George Mason	11/9/12	59-63	19-Joe Harris	8-Joe Harris	3-Joe Harris Justin Anderson Evan Nolte	2-Akil Mitchell	1-Akil Mitchell
FAIRFIELD	11/12/12	54-45	15-Joe Harris	8-Akil Mitchell	4-Justin Anderson	3-Evan Nolte	1-Akil Mitchell Joe Harris Darion Atkins Justin Anderson
DELAWARE	11/13/12	53-59	20-Joe Harris	13-Akil Mitchell	3-Akil Mitchell	3-Evan Nolte	1-Mike Tobey Justin Anderson Paul Jesperson Akil Mitchell
SEATTLE	11/17/12	83-43	17-Mike Tobey	16-Akil Mitchell	5-Paul Jesperson	3-Akil Mitchell	4-Darion Atkins
LAMAR	11/19/12	63-44	17-Joe Harris	8-Akil Mitchell	2-Joe Harris Justin Anderson Teven Jones Akil Mitchell	3-Joe Harris Evan Nolte	2-Paul Jesperson Joe Harris
NORTH TEXAS	11/20/12	80-64	14-Justin Anderson	9-Darion Atkins	4-Teven Jones Justin Anderson	3-Justin Anderson	2-Darion Atkins
at Wisconsin	11/28/12	60-54	22-Joe Harris	10-Akil Mitchell	5-Joe Harris	2-Teven Jones	2-Darion Atkins
GREEN BAY	12/01/12	67-51	20-Joe Harris Akil Mitchell	11-Darion Atkins	7-Jontel Evans	5-Jontel Evans	4-Darion Atkins
TENNESSEE	12/05/12	46-38	13-Joe Harris Akil Mitchell	12-Akil Mitchell	4-Jontel Evans	1-Darion Atkins Teven Jones	3-Darion Atkins
MISSISSIPPI VALLEY STAT	12/08/12	67-39	20-Akil Mitchell	9-Justin Anderson	6-Joe Harris	4-Akil Mitchell	3-Mike Tobey
MORGAN STATE	12/19/12	75-57	17-Darion Atkins	12-Akil Mitchell	7-Akil Mitchell	3-Teven Jones Darion Atkins	1-Justin Anderson Darion Atkins

2012-13 Virginia Basketball
Virginia Points-Rebounds-Assists (as of Dec 20, 2012)
All games

Opponent	Date	Score		00 BROWMAN,DO	01 EVANS,JONT	02 JESPERSON,	04 BARNETTE,T	05 JONES,TEVE	10 TOBEY,MIKE	11 NOLTE,EVAN
at George Mason	11/9/12	59-63	L	0-3-2	DNP	2-2-1	5-0-0	DNP	5-1-0	6-2-3
FAIRFIELD	11/12/12	54-45	w	0-0-1	DNP	6-1-2	0-1-0	DNP	6-3-0	11-1-2
DELAWARE	11/13/12	53-59	L	0-1-1	0-1-0	2-5-2	0-0-0	DNP	0-1-0	3-1-0
SEATTLE	11/17/12	83-43	w	1-2-0	DNP	3-1-5	8-2-4	4-3-1	17-4-1	10-1-3
LAMAR	11/19/12	63-44	w	0-0-0	DNP	9-5-1	2-1-1	6-0-2	6-1-0	2-0-1
NORTH TEXAS	11/20/12	80-64	w	DNP	DNP	5-1-2	0-0-0	13-1-4	5-0-1	13-4-3
at Wisconsin	11/28/12	60-54	w	DNP	0-4-0	0-3-0	DNP	2-0-3	0-0-0	8-3-1
GREEN BAY	12/01/12	67-51	w	DNP	2-3-7	8-1-1	DNP	0-0-2	3-1-1	2-2-2
TENNESSEE	12/05/12	46-38	w	DNP	4-0-4	2-4-0	DNP	2-0-3	2-2-0	2-2-0
MISSISSIPPI VALLEY STAT	12/08/12	67-39	w	0-2-0	DNP	3-1-1	3-1-4	2-3-2	5-3-0	2-4-1
MORGAN STATE	12/19/12	75-57	w	0-1-0	DNP	11-3-1	0-3-2	2-2-2	6-3-1	5-1-1

Opponent	Date	Score		12 HARRIS,JOE	23 ANDERSON,J	24 KIRVEN,CAI	25 MITCHELL,A	30 ROGERS,THO	32 ATKINS,DAR
at George Mason	11/9/12	59-63	L	19-8-3	4-3-3	DNP	11-7-0	DNP	7-4-0
FAIRFIELD	11/12/12	54-45	w	15-7-3	4-5-4	DNP	12-8-2	DNP	0-1-0
DELAWARE	11/13/12	53-59	L	20-4-1	2-1-2	DNP	15-13-3	DNP	11-3-1
SEATTLE	11/17/12	83-43	w	7-1-0	11-2-4	DNP	14-16-1	0-0-1	8-6-1
LAMAR	11/19/12	63-44	w	17-5-2	6-3-2	DNP	10-8-2	0-0-0	5-1-1
NORTH TEXAS	11/20/12	80-64	w	12-2-2	14-4-4	DNP	8-4-1	DNP	10-9-1
at Wisconsin	11/28/12	60-54	w	22-5-5	3-4-0	DNP	11-10-2	DNP	14-7-1
GREEN BAY	12/01/12	67-51	w	20-2-2	5-1-0	DNP	20-9-2	DNP	7-11-3
TENNESSEE	12/05/12	46-38	w	13-6-1	0-0-1	DNP	13-12-1	DNP	8-5-0
MISSISSIPPI VALLEY STAT	12/08/12	67-39	w	3-3-6	15-9-2	0-0-0	20-5-1	0-1-0	14-7-0
MORGAN STATE	12/19/12	75-57	w	14-2-3	5-2-1	DNP	15-12-7	0-0-0	17-4-0