

Official Atlantic Coast Conference Statistical Form

Navy

VIRGINIA

SEPT 13, 1925

FINAL TEAM FOOTBALL STATISTICS

	NAVY VISITOR	VA. HOME
First Downs Rushing	21	10
First Downs Passing	4	10
First Downs by Penalties	0	0
TOTAL FIRST DOWNS	25	20
Number Attempts Rushing	67	38
Yards Gained Rushing	408	159
Yards Lost Rushing	6	44
NET YARDS GAINED RUSHING	402	115
PASSING (Comp.-Att.-Int.)	6-14-0	18-38-2
NET YARDS GAINED PASSING	70	203
Number Plays Rushing and Passing	81	76
TOTAL OFFENSE YARDAGE	472	318
TOTAL RETURN YARDAGE (Less Kick-offs)	68	14
No. Interceptions & Yards Returned	2-48	0
PUNTS (Number-Yards-Average)	5-169-33.8	6-286-47.7
Punts Held Blocked	0	0
PUNTS RETURNED & YARDAGE	3-20	2-14
KICKOFFS RETURNED & YARDAGE	3-26	1-97
PENALTIES—YARDS	6-40	2-10
FUMBLES—FUMBLES LOST	5-2	5-4

		1	2	3	4	Total
Away	NAVY	0	14	21	7	42
Home	VIRGINIA	0	14	0	0	14

Scoring: N - GOODWIN - 19th PUNT DUKES K PAT
 CURTIS - 1st FUMBLE DUKES K PAT
 GOODWIN - 14th RUSH MUCZUNSKI K PAT
 GOODWIN - 24th RUSH MUCZUNSKI K PAT
 JACKSON - 19th RUSH MUCZUNSKI K PAT
 GOODWIN - 59th AVEN. MUCZUNSKI K PAT

VA. SLOAN - 22nd RUSH TERRILL K PAT
 BARRETT - 10th PASS TERRILL K PAT

Attendance: 29,740 Weather: B. F. A. H. H. A. B. A. A.

FINAL INDIVIDUAL FOOTBALL STATISTICS

Navy

VENUE

RUSHING	Att.	Gain	Loss	Net	L.G.
JACKSON	16	63	1	62	7
BOOMER	27	166		166	23
KUDOWSKI	10	66	4	62	25
BIG MARE	12	94	1	93	41
COLETTA	1	7		7	7
THOMPSON	4	17		17	7

PASSING	Att.	Comp.	Int.	Yds.	L.G.
FOYER	11	5	0	57	16
KUDOWSKI	3	1	0	17	12

PASS RECEIVING	No.	Yds.	TD	L.G.
JACKSON	2	18		14
BIG MARE	2	13		7
BOOMER	1	26		26
CARDNER	1	13		13

PUNTING	No.	Yds.	Avg.	L.P.
O'HANIAN	5	169	33.8	38

PUNT RETURNS	No.	Yds.	Avg.	L.P.
CARDNER	3	20	6.7	8

KICKOFF RETURNS	No.	Yds.	Avg.	L.P.
JACKSON	1	18	18	18
OWENS	2	9	4.5	13

PASS INTERCEPTIONS	No.	Yds.	L.P.
FORD	1	25	25
J. FARMER	1	29	29

VA.

VENUE

RUSHING	Att.	Gain	Loss	Net	L.G.
CARDNER	11	37	27	10	7
COLEMAN	15	63	16	47	15
SLOAN	9	53		53	27
HARRIS	3	9	1	8	3

PASSING	Att.	Comp.	Int.	Yds.	L.G.
CARDNER	38	18	2	443	30

PASS RECEIVING	No.	Yds.	TD	L.G.
SLOAN	1	8		8
FARMER	9	94	1	15
FLOW	1	4		4
WICKS	4	57		20
SPOON	3	26		13

PUNTING	No.	Yds.	Avg.	L.P.
HENDERSON	6	250	41.7	55

PUNT RETURNS	No.	Yds.	Avg.	L.P.
WARREN	1	0	0	0
FOYER	1	14	14	14

KICKOFF RETURNS	No.	Yds.	Avg.	L.P.
SLOAN	1	10	10	10
SPOON	3	66	22	20
FOYER	2	36	18	13

PASS INTERCEPTIONS	No.	Yds.	L.P.
--------------------	-----	------	------

defensive chart

virginia	tackles (unassisted	primary)	other	
Joe roseborough	3	2	3	-
sam pfabe	8	1	3	-
jay morris	7	0	4	1 broea up pass
joe turner	4	1	2	
Dan Hottowe	0	0	0	1 fumble recovery
derick glasper	5	0	3	
wagner ramsey	5	1	4	
frank morris	9	2	5	1 broken up pass
joe taylor	1	0	0	-
lloyd leavitt	8	1	6	1 broken up pass
jer mincklin	1	0	0	
ch ma	11	2	8	1 rec. fumble, 1 tipped pass
hackworth	1	0	0	
ozddowski	10	0	5	
powers	12	2	8	
mdaniel	1	0	0	
meake	5	2	5	

navy

jeter	8	2	6	
sturges	5	2	5	
curtis	0	0	0	1 fum rec, 1 broken up pass
mokan	4	0	1	
hutcherson	4	0	1	1 broekn up pass, 1 tip
ford	10	2	9	
moeller	11	4	9	2 broekn up pass, 1 caused fua
gardner	0	0	0	1 interception
bushak	6	1	3	1 ouased and 1 rec fumble
scott	5	1	3	1 fum rec
hoeppler	q 2	0	1	
sapp	4	1	2	
morge	2	0	1	
papak	5	1	4	1 tipped pass
caulk	7	0	3	1 blowked pass
gochowski	1	0	0	1 fum recovery

VIRGINIA vs. NAVY

Scott Stadium

September 13, 1975



Field Conditions: AstroTurf, so you know its good.

Weather Conditions: partly cloudy, predicted high in the low 70's, winds from the NW 10 mph

Virginia(V) in blue carbon---Navy(N) in red carbon

Navy wins the toss and will receive

jenkins kicks off to jackson on the 11, ret of 18			
N1	10 n 29 goodwin over right side, gain of 2		ramsey
2	8 n 31 jackson over left side, gain of 6		plabe
3	2 n 37 jackson right side, gain of 1		leavitt
4	1 n 38 ohanian punts to, galpin illegal pro on navy 5 penalty		powers
4	6 n 33 o'hanian punts to walchack on the 42, 22 25 punt, run back all the way penalty on virginia, illegal fair catch signal, 1/20/22/2 5 penalty		
V1	10 v 40 copeland sweeps left, loss of 6		jeter
2	16 v 34 gardner hands to copeland, gain of loss of 3		sapp
3	19 v 31 gardner pass to sroba out of bounds,		
4	19 v 31 henderson punts to galpin on the 14, 55 punt, return of 8		smith
N1	10 n 22 jackson left side, gain of 3		ohema
2	7 n 25 goodwin over center, gain of 2		ohema
3	5 n 27 poirier pass to goodwin, broken by leavitt		
4	5 n 27 o'hanian punts to walchack on the 38, 1/27 punt, 38 o ret		sapp
V1	10 v 35 copeland left side, gain of 2		moeller
2	8 v 37 copeland sweeps left, loss of 4		jeter
3	12 v 33 illegal procedure on navy 5 penalty		
3	7 v 38 gardner pass to sloan over middle, gain of 8 FD		ford
1	10 v 46 gardner pass to colleran overthrown		
2	10 v 46 gardner hands to copeland, gain of 2		scott
3	8 v 48 gardner pass to fadeen, gain of 9 fd		moeller
1	10 n 43 copeland over center, gain of 0		sapp
2	10 n 43 gardner keeps, gain of 6		bushak
3	4 n 37 delay of game 5 penalty		
3	9 n 37 gardner pass to colleran, intercepted on the 20 by ford 25 return		
N1	10 n 45 jackson over right side, gain of 7		powers
2	3 v 48 goodwin right side, gain of 5 fd		leavitt
1	10 v 43 goodwin over center, gain of 2		morris
2	8 v 41 poirier pass to owens broken by ohema		
3	8 v 41 poirier pass to jackson, gain of 6		ohemas
4	2 v 35 o'hanian punts to walchack punt of 35		
V1	10 v 20 sloan over center, gain of 4		scott
2	6 v 24 copeland over center, gain of 16 fd rush		scott
1	10 v 40 copeland v sewp right, loss of 2		moeller
2	8 v 38 gardner pass to coleran, broken by hutcherson		
3	8 v 38 gardner fumbles and recovers, loss of 3		
4	11 v 35 henderson punts to galpin on the 28, 37 punt, return of 8		alvarez
N1	10 n 36 goodwin sweeps right, gain of 9		morris
2	1 n 45 goodwin over right side, gain of 9 fd rush		ramsey
1	10 v okurovaki keeps, gain of 11 fd rush		glasper
1	10 v 35		

end of quarter

Virginia 0---Navy 0

N1 10 v 35 Jackson over right side, gain of 7 ranney
 2 3 n 28 Jackson over center, gain of 5 fd rush ozdowski
 1 10 n 29 Kurovski keeps left side, gain of 4 ohana
 2 7 n 19 Kurovski pitches to Goodwin, gain of 19 fd rush TD navy 1:38 gone, 13:22 to go
 Dykes pat kick good NAVY 7--virginia 0

sloan
 Dykes kicks off to ~~galpin~~ curtis recovered is sloan return of ~~17~~ 10
 curtis recovers for TD 13:14 to go 1:46 gone
 Dykes pat kick, no good, flag offsidess uva dykes again good Navy 14, virginia 0

Dykes kicks off to sroba in the end zone, ret of 13 mealher

V1 10 v 13 Gardner pass to Gadden, gain of 9 ob
 2 1 v 22 Gardner pass to Gadden, gain of 13 fd pass ford
 1 10 v 35 Copeland tires left side, gain of 12 fd rush bushak
 1 10 v 47 Gardner pass to Wicks dropped bt, broken by hoopler
 2 10 v 47 Copeland over center, gain of 8 ford
 3 2 n 45 Gardner keeps left end, gain of 5 fd rush ford
 1 10 n 40 Copeland draw, not this time, loss of 1 bushak
 2 11 n 41 Gardner pass to flow, gain of 4 ford
 3 7 n 37 Gardner pass to, keeps, gain of 3 moeller
 4 3 n 34 Gardner keeps left side, gain of 2 bushak

N1 10 n 32, Jackson over center, fumbled & recovered by grimes, caused by ozdowski gain of 6
 2 4 n 38 Kurovski, keeps right, gain of 2 Morris
 3 2 n 40 Gilmore over center, gain of 4 fd rush leavitt
 1 10 n 44 Kurovski, pass to Yeager, jmorris covers, no good
 2 10 n 44 Gilmore over right side, gain of 9 powers
 3 1 v 47 Jackson right end, ~~13~~ loss of 1 Morris
 4 2 v 48 O'harian punts to Walcheck, fair catch on the 16, 32 punt

V1 10 v 16 Gardner pass to Wicks, gain of 11 fd pass ford
 1 10 v 27 Sloan over left side, gain of 12 fd rush ford
 1 10 v 39 Gardner pass to Wicks, gain of 7 hoopler
 2 3 v 46 Sloan over left side, gain of 4 fd rush seott
 1 10 n 50 Gardner pass to Wicks, gain of 15 fd pass moeller
 1 10 v 35 Gardner pass to Gadden, gain of, official on the spot overruled, incomplete
 2 10 n 35 Gardner pass to fadden, gain of 13 fd pass sturges
 1 10 n 22 Sloan over center, gain of 22 fd rushing, nice counter 3:23 to go, 11:37 gone
 Jenkins pat kick good 14 NAVY 14--VIRGINIA 7

Jenkins kicks off to owens, he fumbles recovered by hottowe return of minus 5 for owens

V1 10 n 10 Gardner pass to fadden, overthrow
 2 10 n 10 Sloan over center, gain of 0 TO Virginia 2:57 to go gapn
 3 10 n 10 Gardner pass to fadden, TD, sturges, def interf declined ~~2:52~~ 2:52 to go
 fd pass 12:08 gone jenkins pat kick good Virginia 14--Navy 14

Jenkins kicks off to owens on the goal line, ret of 13 moon

N1 10 n 13 Jackson over right side, gain of 4 pfabe
 2 6 n 17 Kurovski pitches to Gilmore, fumbled out of bounds gain of 5 navy 10 2:12 to go
 3 1 n 22 Gilmore over left side, gain of 11 fd rush Navy 10 2:03 to go jmorris
 1 10 n 33 Gilmore runs out of bounds, loss of 1 1:58 to go
 2 11 n 32 Kurovski pass, to Jackson, gain of 12 fd pass 1:48 to go pfabe
 1 10 n 44 Kurovski pass to Kenney (wait a minute he is a UVA man) incomplete
 2 10 n 44 Kurovski, keeps, not this time loss of 4 powers anacshoon
 3 14 n 40 Kurovski pass, keeps, gain of 7 powers
 4 7 n 47 O'harian punts to Grier on the 21, ret of 14 punt of 32 punt grahan

V1 10 v 35 Gardner underthrown to fadden, 0:45 to go
 2 10 v 35 Gardner pass to to Gadden, deflected by papak 0:41 to go
 3 10 v 35 Gardner hands to Sloan, gain of 8 0:33 ~~1:58~~ stur
 4 2 v 43 Henderson punts to Galpin on the 8, 49 punt, return of 4 nelson

N1 10 n 12 Jackson gains gain of 4 made
 2 6 n 16

end of half

Virginia 14--Navy 14



TEAM STATISTICS

	Navy	VA.
Total First Downs	8	13
Rushes--Yards	27-134	22-87
Passing Yards	12	99
Return Yards	45	14
Passes (Comp.-Att.-Int.)	2-6-0	10-19-1
Punts (No.-Yards-Avg.)	5-169-33.8	3-141-47
Fumbles--Lost	1	1
Penalties--Yards	2-10	10

INDIVIDUAL LEADERS

Navy

RUSHING	Att.	Gain	Loss	Net	L.G.
JACKSON	10	43	1	42	7
GOODWIN	6	44		44	19
KUROWSKI	5	24	4	20	11
ELMORE	5	29	1	28	11

VA.

RUSHING	Att.	Gain	Loss	Net	L.G.
GARDNER	5	16	3	13	6
COLELAND	11	40	16	24	16
SHOAN	6	50		50	22

PASSING	Att.	Comp.	Ints.	Yds.	L.G.
POIRER	3	1	0	6	6
KUROWSKI	3	1	0	12	12

PASSING	Att.	Comp.	Ints.	Yds.	L.G.
GARDNER	19	10	1	99	15

PASS RECEIVING	No.	Yds.	TD	L.G.
JACKSON	2	18		12

PASS RECEIVING	No.	Yds.	TD	L.G.
SHOAN	1	8		8
FADEN	5	54	1	13
WICKS	3	33		15
FLOW	1	4		4

Dykes kicks off to out of bounds 5 penalty illegal procedure

Dykes off to sroba on the 10, return of 30

destafney

V1 10 v 40 gardner pass to fadden, gain of 9

sturges

2 1 v 49 /gardner pass to sroba or wicks, overthrown

3 1 v 49 sloan over center, gain of 1

fd rush

bushak

1 10 v 50 gardner pass, keeps, gain of 4

moeller

2 6 n 46 copeland over center, gain of 18

fd rush

moeller

1 10 n 28 gardner pass to fadden broken by ford, navy oddsides 5 penalty

1 5 n 23 gardner keeps left side, gain of 8

fd rush

ford

1 10 n 15 gardner, pitches to fow, recovered by scott, loss of 9 for gardner, broken by moeller

N1 10 n 24 goodwin left side, gain of 6

meade

2 4 n 30 jackson over center, gain of 1

pfabe

3 3 n 31 poirier pass to yeager, gain of 6

fd pass

ramsey

1 10 n 37 poirier pass to owens, dropped it

2 10 n 37 poirier pass to duplessis, he fumbled the incomplete pass, broken by jmorris

3 10 n 37 poirier pass to sullivan, gain of 26

fd pass

jmorris

1 10 v 37 goodwin sweeps left, gain of 11

fd rush navy TD 10:44

jmorris

1 10 v 26 poirier pass to galpin, ramsey covered, overthrown in end zone

to go

2 10 v 26 goodwin over center, gain of 3

chown

3 7 v 23 poirier pass to galpin gain of 13

fd pass

leavitt

1 10 v 10 goodwin over left side, gain of 7

pfabe

2 3 v 3 goodwin over right side, gain of 2

osdowski

3 1 v 1 goodwin over right side, gain of 1

fd rush TD 8:20 to go 6:40 gone

muszynski pat kick good

Navy 21-Virginia 14

muszynski kicks off to sroba in end zone, downs the ball

V1 10 v 20 copeland over right side, gain of 2

hutcherson

2 8 v 22 gardner pass to sroba, gain of 7

jeter

3 1 v 29 gardner sneaks over center, gain of 3

fd rush

hutcherson

1 10 v 32 gardner pass to, deflected by b.caulk

2 10 v 32 sloan over center, gain of 1

bushak

3 9 v 33 gardner pass to wicks, dropped it, broken by moeller

4 9 v 33 henderson punts to galpin, fair catch on the 22 45 punt

N1 10 n 22 jackson over left side, gain of 6

meade

2 4 n 28 karowski keeps, gain of 25

fd rush

osdowski

1 10 v 27 jackson over center, gain of 7

navy timeout 4:32 to go

meade

2 3 v 40 goodwin over center, gain of 6

fd rush

chown

1 10 v 34 karowski keeps left end, gain of 6

powers

2 9 v 33 goodwin over right side, gain of 23

fd rush

jmorris

1 6 v 5 goodwin over left side, gain of 3

leavitt

2 6 v 2 goodwin over left side, gain of 2

TD 2:52 to go, 12:08 gone

muszynski pat kick good

Navy 22-Virginia 14

muszynski kicks off to sroba in the end zone, return of 23

curtis

V1 10 v 23 sloan over center, gain of 1

caulk

2 9 v 24 gardner pass to col,eran, dropped it with help from moeller

3 9 v 24 gardner pass to sroba, a little interference from jeter, not called

4 9 v 24 henderson punts to galpin, fair catch on the 44 32 punt

N1 10 n 44 gilmore over left side, gain of 41

fd rush

/BUSHAK/ powers

1 10 v 15 karowski, pitches to gilmore, gain of 4

rosborough

2 6 v 11 gilmore sweeps left, gain of 7

fd rush

glasper

1 10 v 4 karowski sneaks, gain of 3

navy to 0:49 to go

meade

2 6 v 1 jackson over left side, gain of 1

td 0:46 to go 14:14 gone

muszynski pat kick good

Navy 33-Virginia 14

muszynski kicks off to grier in the end zone, return of 13

gardner

V1 10 v 13 copeland sweeps right, gain of 0

jeter

2 10 v 13 gardner pass to sroba, gain of 16

fd pass

jeter

third quarter Navy 35-Virginia 14

Virginia 14-Navy 35

fourth quarter

attendance of 28,740 opening day record at UVA 8006 season tickets in a record student attendance \$10,730 is a record \$15 also

V1 10 v 29 gardner pass to sroba, overthrown
 2 10 v 29 sopleand tires left side, gain of 5 moeller
 3 5 v 34 gardner pass to sroba, thrown long, tipped by bushak
 4 5 v 34 henderson punt to moeller fair catch on the 34 32 punt

H1 10 n 34 pitch to godwin, gain of 19 fd rush jmorris
 1 10 v 48 godwin over center, gain of 11 fd rush jmorris
 1 10 v 37 jackson over center, gain of 2 neade
 2 8 v 35 jackson over center, gain of 3 leavitt
 3 5 v 22 kurawaki keeps, gain of 5 fd rush ocdowski
 1 10 v 27 godwin over center, gain of 5 jmorris
 2 5 v 22 godwin over right side, gain of 3 ocdowski
 3 2 v 19 kurawaki keeps right side, gain of 3 fd rush powers
 1 10 v 16 godwin over left side, gain of 2 turner
 2 8 v 14 godwin over right side, gain of 9 fd rush roseborough
 1 10 v 5 godwin sweeps right, gain of 5 TD 9:24 to go, 5:36 gone
 maczynski pat kela, good Navy 42-Virginia 14

maczynski kicks off to grier on the 5, return of 23 fumbles recovered by maczynski

H1 10 v 28 gilmore carries, gain of 7 backworth
 2 3 v 21 bolenta carries a gain of 2 jmorris
 3 1 v 19 gilmore carries, tripped by shura, gain of 2 fd rush olson
 1 10 v 17 gilmore sweeps right, gain of 2 flag, holding navy 15 penalty jmorris
 1 23 v 30 polerier pass to yeager, gain of 7 roseborough
 2 16 v 23 polerier pass deliberately grounded but referee can't see it
 3 16 v 23 gilmore carries, gain of 2 backworth
 4 14 v 21 maczynski tries a 38 field goal, too much time navy 5 penalty
 4 19 v 26 " tries a 44 field goal too short

V1 10 v 20 gardner pass, keeps, gain of 6 moeller
 2 4 v 26 gardner hands to harris, gain of 3 navy timeout 5:35 injury molcan
 3 1 v 29 harris fumbles, recovered by bushak loss of 1 babak

H1 10 v 28 thompson carries, gain of 4 taylor
 2 6 v 24 thompson fumbles, recovered by chomaf gain of 1

V1 10 v 23 gardner pass to sroba, gain of 17 fd pass ford
 1 10 v 40 harris pitch right, gain of 1 hoobler
 2 9 v 41 gardner pass to harris, gain, called incomplete, broken by curtis
 3 9 v 41 gardner pass to fadden, gain of 18 fd pass scott
 1 10 n 41 gardner pass to fadden, gain of 7 ob
 2 3 n 34 gardner pass to fadden, overthrown
 3 3 n 34 gardner pas to wicks, gain of 24 fd pass ford
 1 10 n 10 gardner pass, keeps, gain loss of 15 moller
 2 25 n 25 gardner pas to fadden, gain of 6 uva to 1:13 to go sturges
 3 19 n 19 gardner pass to sroba, inte cted on the 10, return of 23 by gardner

H1 10 n 33 thompson, gain of 5 mindlin
 2 5 n 36 thompson gins 7 fd rush glasper
 1 10 n 45

final score Navy 42-Virginia 14

Official Atlantic Coast Conference Statistical Form
FINAL INDIVIDUAL FOOTBALL STATISTICS

U. M. I.
 VIRGINIA

VA.
 MARSH

NUMBERING	Att.	Gain	Loss	Net	Yds.
LAMBERT	3		3	0	3
CHISEWELL	13	66	1	65	7
GIBBENS	18	94		94	16
ARMON	2	9		9	5
ODD	3	15		15	8
B. Beard	1	8		8	8
MOORE	1	8		8	8
MIDDLIX	1	14		14	14

PASSING	Att.	Comp.	Int.	Yds.	L.P.
LAMBERT	10	9	0	92	11

PASS RECEIVING	No.	Yds.	TD	L.P.
MOORE	4	41		12
DELANE	2	27		17
ARMON	1	8		8

PUNTING	No.	Yds.	Avg.	L.P.
MOORE	2	63	31.5	42
LAMBERT	1	27	27	26

PUNT RETURNS	No.	Yds.	Avg.	L.P.
CARWELL	1	9	9	9

KICKOFF RETURNS	No.	Yds.	Avg.	L.P.
ARMON	3	65	21.7	16

PASS INTERCEPTIONS	No.	Yds.	L.P.
Carroll	1	4	4

NUMBERING	Att.	Gain	Loss	Net	Yds.
CARWELL	13	31	21	10	7
MOORE	13	51		51	1
Flow	7		1	-1	10
Carroll	24	209	14	195	65
S. Brown	1	9		9	8
HALLS	1		1	-1	8

PASSING	Att.	Comp.	Int.	Yds.	L.P.
CARWELL	16	7	1	51	16

PASS RECEIVING	No.	Yds.	TD	L.P.
Gibben	2	27		12
MOORE	2	15		11
S. Brown	1	8		8
Flow	2	10		9

PUNTING	No.	Yds.	Avg.	L.P.
WELLS	2	91	45.5	48

PUNT RETURNS	No.	Yds.	Avg.	L.P.
Carroll	1	63	63	63

KICKOFF RETURNS	No.	Yds.	Avg.	L.P.
Edgett	1	11	11	9
Wheeler	1	13	13	13
Flow	2	28	14	16

PASS INTERCEPTIONS	No.	Yds.	L.P.
--------------------	-----	------	------

Official Atlantic Coast Conference Statistical News

VA.

V. M. I.

9. 20

19 75

FINAL TEAM FOOTBALL STATISTICS

	V. M. I. VISITOR	VA. HOME
First Downs Rushing	11	14
First Downs Passing	5	3
First Downs by Penalties	3	1
TOTAL FIRST DOWNS	19	18
Number Attempts Rushing	52	53
Yards Gained Rushing	204	287
Yards Lost Rushing	26	36
NET YARDS GAINED RUSHING	178	251
PASSING (Comp.-Att.-Int.)	9-10-0	7-16-1
NET YARDS GAINED PASSING	92	58
Number Plays Rushing and Passing	62	69
TOTAL OFFENSE YARDAGE	270	309
TOTAL RETURN YARDAGE (Less Kick-offs)	13	(8)
No. Interceptions & Yards Returned	1-4	0
PUNTS (Number-Yards-Average)	3-112-37.3	2-41-45.5
Punts Had Blocked	0	0
PUNTS RETURNED & YARDAGE	1-9	1-(8)
KICKOFFS RETURNED & YARDAGE	3-65	4-53
PENALTIES--YARDS	6-35	5-63
FUMBLES--FUMBLES LOST	2-2	3-1

	1	2	3	4	Total
Away V. M. I.	0	7	7	7	21
Home VA.	3	3	3	13	22

Scoring:

VA. JENKINS 22 yd F.G.
 " " 36 yd F.G.

VMI [unclear] [unclear] [unclear] [unclear]

VMI [unclear] [unclear] [unclear] [unclear]

VMI CLIDEWELL 3 yd Run. Toward Kick

VA CARDELL 1 yd Run. JENKINS Kick No Points

VA HARDELL-SLOAN 2 yd Pass JENKINS Kick

DEGRESSIVE STATISTICS

Name	Tickets	Amount	Total
T GARNETT	3	2	5
E RADFORD	4	3	7
J LOFTON	1	3	3
S McNEAL	1	1	2
R McQUEEN	5	1	6
G ARNETTE	5	0	5
J HOBBS	2	0	2
D BRADACH	4	1	5
R SCHAPER	3	4	7
S WILLISON	4	5	9
E HUTCHINGS	3	1	4
D GODDARD	1	0	1
P UPTON	2	3	5
T WHITE	6	5	11
S JONES	9	5	14
R GEORGE	2	0	2
T GOMPER	0	1	1
S ODDI	1	0	1

RADFORD (VM)

GARNETT (VM)
 McQUEEN (VM)
 JONES (VM)
 GODDARD (VM)

GODDARD (VM)
 GLASPER (VM)

WILLISON (VM)
 WHITE (VM)
 RIVERS (VM)

NORRIS	10	11	21
NORRIS	2	3	5
ROSEBOROUGH	3	4	7
GLASPER	7	3	10
TURNER	6	5	11
FRANK	7	3	10
LEVITT	0	1	1
CHOMA	8	5	13
K BOWIE	5	3	8
DE DOBBER	2	2	4
PO YERS	3	5	8
NEAVE	5	6	11
HILLIAMS	1	0	1
A ALVAREZ	0	1	1
D HOTTOWE	1	0	1
T GLASSIC	1	0	1

WILLSON (VM)
 SCHEE (VM)
 SMARLL (VM)
 SPENCE (VM)
 CHOMA (VM)

Local Names

NONE

WILLSON, POWER

2

Virginia vs. VMI
Scott Stadium
Sept. 20, 1975

Field Conditions: Astro turf so you know its good
Weather: warm and humid, 20% chance of rain, mostly sunny, wind from south, 9 mph, 83
Virginia(V) in blue carbon; VMI(K) in red carbon

virginia wins the toss and will receive; vmi defends south goal

oddi kicks off to scoba on the 10	return of 11		oddi
V1 10 v 21 gardner pass to fadden, gain of 11	fd pass		maqueen
1 10 v 32 sloan over center, gain of 3			upton
2 7 v 35 sloan over center, gain of 2			goddard
3 5 v 37 flow pitch left, gain of 11 flag offside vmi 5 penalty	fd penalty		white
1 10 v 42 sloan over center, no gain			bradach
2 10 v 42 gardner pass to fadden, gain of 11 overthrown			
3 10 v 42 gardner pass to sloan overthrown			
4 10 v 42 henderson punts to fair catch, punt out of 43			

K110 k 15 glidewell over center, gain of 3			pfabe
2 7 k 18 lambert pass to moore, gain of 11	fd pass		j morris
1 10 k 29 glidewell over center, gain of 5			f morris
2 4 k 25 lambert pass to delaine, gain of 17	fd pass		rosob
1 10 v 48 glidewell over center, gain of 4			pfabe
2 6 v 44 lambert pass to moore, gain of 8	fd pass		pfabe
1 10 v 26 glidewell over center, gain of 2			shana
2 5 v 24 lambert pass, sacked by powers, loss of 15			powers
3 23 v 49 lambert pass, sacked by pfabe, loss of 5			pfabe
4 29 k 45 hobbs punts to out of bounds, punt of 21	no return	7:29 to go	

V1 10 v 34 copeland counter over center, gain of 12	fd rush		garnett
1 10 v 46 sloan over center, gain of 6			hutchings
2 4 k 48 gardner pitch to copeland, right ends, gain of 8	fd rush		jones
1 10 k 40 copeland over center, gain of 9			radford
2 1 k 31 copeland left end itch, gain of 11	fd rush		radford
1 10 k 20 sloan over center, gain of 7	vmi timeout	5:24 to go	jones
2 3 k 13 sloan over center, gain of 1			bradach
3 2 k 12 copeland pitch right, gain of 7	fd rush		radford
1 10 k 5 gardner pass to wicks, defended heavily by vmi			
2 0 k 5 copeland up middle, gain of 0			jones
3 0 k 5 gardner pass, overthrown for fadden			
4 0 k 5 jenkins tries a 22 field goal, good		11:18 gone	3:42 to go

jenkins kicks off to downed in end zone

K1 10 k 20 giddens wepps right, gain of 5			pfabe
2 5 k 25 giddens sweeps left, gain of 7	fd rush		f morris
1 10 k 32 arnold up middle, gain of 5			pfabe
2 5 k 37 giddens stopped by pfabe, gain of 5 no gain			pfabe
3 5 k 37 lambert pass overthrown for brooks, defended by morris			
4 5 k 37 hobbs punts to roseborough on the 15, 47 punt, return of 11 -8			hones

V1 10 v 7 copeland over left side, gain of 12 of 19	fd rush		garnett
2 10 v 26 sloan over center, gain of 8			willison
2 2 v 34 gardner kssps, busted play gain of 7			jones
3 1 v 35			

end of quarter Virginia 3-VMI 0

V3 1 v 35 gardner sneaks for first down, gain of 2 fd rush many
 1 10 v 37 gardner pass, to sroba, defended nicely by mequeen
 2 10 v 37 gardner pitches to copeland, gain of 3 radford
 3 7 v 40 gardner pass to slaen, gain of 11 fd pass arnett
 1 10 k 49 browni g over left side, gain of 9 jones
 2 1 k 40 copeland over left side, gain of 16 (wmi to 12:48 to go) fd pass garnett
 1 10 k 24 gardner fumbles center snap, loss of 3
 2 13 k 27 garner hands to flow on the draw, loss of 1 jones
 3 14 k 28 gardner pass to browning, gain of 8 murrell
 4 6 k 20 jenkins kicks a 36 field goal attempt, good 11:09 to go, 3:41 gone

jenkins kicks off to gibson on the 5, return of 24 glasper
 XI 10 k 29 oddi up middle, gain of 8 mende
 2 2 k 37 glidewell sweeps right, gain of 6 fd rush mcarris
 1 10 k 43 oddi up middle, gain of 2 shoma
 2 8 k 45 glidewell sweeps left, gain of 1 glasper
 3 7 k 46 gibson sweep right, ~~hops/keeps~~ ~~hops/keeps~~ no gain hb option try shoma
 4 7 k 46 lambert punts, roughing the kicker 15 penalty, fd penalty
 1 10 v 39 giddens over center, gain of 9 mcarris
 2 1 v 30 giddens over center, gain of 5 leavitt
 1 10 v 35 giddens tries left side, gain of 3 mende
 2 7 v 22 giddens over left side, gain of 5 mende
 3 2 v 17 glidewell sweeps right, gain of 3 fd rush pfabe
 1 10 v 14 giddens sweeps left, gain of 4 mcarris
 2 6 v 10 glidewell over right side, gain of 2 val timeout 4:01 to go pfabe
 3 4 v 8 glidewell over right side, gain of 3 mcarris
 4 1 v 5 glidewell over left side, gain of 3 fd rush glasper
 1 6 v 2 glidewell over right side, gain of 1 murrell
 2 6 v 1 glidewell over lo f side, no gain mcarris
 3 6 v 1 glidewell over left side, gain of 1 FD 1:32 to go 13:38 gone
 before pat kick good WMI 7-Virginia 6

oddi kicks off to wlachuck on the 18, return of 13 george
 XI 10 v 31 gardner pass to, sacked by schaper, loss of 9 uva to 1:20
 2 19 v 22 gardner pass, draw to copeland, gain of flag ~~hops/keeps/keeps/keeps/keeps/keeps~~
 2 23 v 121 coppahdd gains 3 gain of 2 penalty 13
 3 25 v 14 copeland draw, gain of 12 white
 4 13 v 26 henderson punts to garnett on the 26, 48 punt, return of 9

VI 10 k 35 lambert falls down, loss of 2
 2 12 k 33

Official Atlantic Coast Conference Statistical Form

CIRCLE ONE
HALFTIME - FINAL

TEAM STATISTICS

	U.M.I.	JA.
Total First Downs	9	10
Rushes--Yards	28-65	25-128
Passing Yards	36	30
Return Yards	9	(5)
Passes (Comp.-Att.-Int.)	3-4-0	3-8-0
Points (Pt.-Yards-Avg.)	2-68.24	2-41-45.5
Fumbles--Lost	0	1-0
Penalties--Yards	1-5	2-28

INDIVIDUAL LEADERS

U.M.I.

JA.

RUSHING

	Att.	Gain	Loss	Net	L.G.
LANBERT	3	23	(35)		
CHIDWELL	16	25	35	6	
GIDDENS	8	38	35	9	
ARROLD	1	5	5	5	
ODDI	2	10	10	8	
GIBSON	1	0	0		

RUSHING

	Att.	Gain	Loss	Net	L.G.
CARDNER	4	3	12	(10)	2
SLON	6	27		27	8
FLOYD	1	0		(0)	
COPELAND	12	102		102	19
E BRANNING	1	9		9	9

PASSING

	Att.	Comp.	Ints.	Yds.	L.G.
LANBERT	4	3	0	36	17

PASSING

	Att.	Comp.	Ints.	Yds.	L.G.
CARDNER	8	3		30	8

PASS RECEIVING

	No.	Yds.	TD	L.G.
MOORE	2	19		11
DELAINE	1	17		17

PASS RECEIVING

	No.	Yds.	TD	L.G.
FARRER	1	11		11
SLON	1	11		11
E BRANNING	1	8		8

Jenkins kicks off to gibson in end zone, return 18

bottone
meade
turner

- K1 10 k 18 oddi over center, gain of 5
- 2 5 k 23 glidewell over center, gain of 4
- 3 1 k 27 glidewell tries center, fumbals caused by ozdowski recovered by glasper gain of 3

- V1 10 k 30 sloan over left side, gain of 4 white
- 2 6 k 26 copeland tries center, gain of 2 white
- 3 4 k 24 gardner keeps left side, gain of 3 bradach
- 4 1 k 21 copeland goes right, gain of 5 fd rush garnett
- 1 10 k 16 sloan over center, gain of 6 jones
- 2 4 k 10 copeland sweeps right, gain of 3 arnatt
- 3 1 k 7 copeland over left side, gain of 0 bradach
- 4 1 k 7 sloan over left side, gain of 4 fd rush jones
- 1 G k 3 copeland tries left side, ~~gain of 1~~ loss of 1 upton
- 2 G k 4 copeland sweeps left, loss of 6 willison
- 3 G k 10 gardner pass to wicks, almost intercepted by garnett
- 4 G k 10 jenkins tries a 27 field goal, good 8:05 to go 6:55 gone

has school mark of 3 fg in game virginia 9-vmi 7

V1/V2/Jenkins kicks off to dead in end zone

- K1 10 k 20 giddeon tries left side, gain of 5 meade
- 2 5 k 25 giddeon tries right side, gain of 2 ozdowski
- 3 3 k 27 giddeon tries left side, gain of plus flag 15 pen ave fd penalty gain of 3 glasper
- 1 10 k 45 more reverse, gain of 8 ehms
- 2 2 v 47 glidewell tries center, gain of 3 fd rush roseborough
- 1 10 v 44 glidewell tries right side, gain of 9 thorris
- 2 1 v 35 giddeon over center, gain of 6 fd rush turner
- 1 10 v 39 giddeon sweeps left, gain of 0 roseborough
- 2 10 v 39 lambert pass to delaine, gain of 9
- 3 1 v 30 giddeon falls down way upfield, gain of 10 fd rush
- 1 10 v 10 giddeon tries right side, gain of 3 powers
- 2 7 v 7 giddeon sweeps left, gain of 7 TD, fd rush 2:15 to go, 12:45 gone

tufaro pat kick good vmi 14-virginia 9

oddi kicks off to sloan on the 13, return of 13

lofton
shaper
garnett
willison

- V1 10 v 26 gardner keeps option right, gain of 5
- 2 5 v 31 copeland sweeps left, gain of 11 fd rush
- 1 10 v 42 harris up center, gain of loss of 1
- 2 11 v 41 gardner pass to intercepted on the 43 redford return of 4

tipped by g6/ jones

- K1 10 k 39 nihalik up middle, gain of 14 fd rush j morris
- 1 10 k 25 glidewell over center, gain of 3 thorris
- 2 7 k 22

end of quarter vmi 14-virginia 9

virginia 9--vml 14

~~~~~

K2 7 v 22 glidwell tries left side, gain of 3  
3 4 v 19 ~~glidwell~~ glidwell, sweeps left, 16 fd rush  
1 10 v 3 glidwell over center, gain of 3 TD 13:44 to go 1:16 gone  
tufaro pat kick good virginia 9-vml 21

turner  
turner

oddi kicks off to 5 penalty out of bounds  
oddi kicks off to sloan on the 18, return of 16

oddi

V1 10 v 34 gardner pitch to copeland sweeps right, gain of 65 fd rush  
1 0 k 1 flags, penalty of 0 vml offsides  
1 6 k 1 gardner snakes for the TD gain of 1 TD 12:55 to go 2:05 gone  
jankins pat kick no good off to the right

hutchings

jankins kicks off to ~~glidwell~~ gibson in the end zone return of fumble powers caused  
23 return glaapar recovered

V1 10 vk 23 sloan up the middle, gain of 3  
2 7 k 20 gardner fumbles center snap, goddard recovers, gain of 2  
12:12 to go

upton

K1 10 k 18 glidwell sweeps right, gain of 3  
2 7 k 21 armold up middle, gain of 2  
3 5 k 23 lambert pass to giddens gain of 4 vml to 10:15 to go  
4 1 k 27 lambert punts to sroba, plus 15 penalty vml, 44 15 penalty vml

fnorkis  
ozdowski  
sbova

V1 10 v 44 gardner pas to sroba, gain of 9  
2 1 k 47 gard ne rpass to sroba, underthrust well covered by radford  
3 1 k 47 sloan over right side, gain of 5 fd rush  
1 10 k 42 offsides, vml, ~~5~~ 5 penalty vml  
1 5 k 37 gardner fumbles, recovered, loss of 3  
2 8 k 40 copeland sweeps right, gain of 11 fd rush  
1 10 k 29 sloan over left side, gain of 2  
2 8 k 27 gardner pass to sroba, gain of 1 vml timeout 7:07 to go  
3 7 k 26 gardner pass, keeps, gain of 7 measured first down rushing  
1 10 k 19 sloan over center, gain of 3  
2 7 k 16 copeland sweeps left, loss of 6  
3 13 k 22 gardner pass to fadden, gain of 16 fd pass  
1 10 k 6 gardner pass, blocked by by hobbs and george  
2 10 k 6 copeland sweeps left, gain of 4 vml TD 4:41 to go  
3 6 k 2 gardner pass to sloan for 2 yds, TD 4:37 to go 10:23 gone  
jankins pat kick good virginia 22-vml 21

upton

godard

sequen  
hutchings

sequen

hobbs

shaper

jones

sequen

white

jankins kicks off to deep int end zone, no return

K1 10 k 20 lambert pass to more, gain of 0  
2 10 k 20 lambert pass to delaine, gain of 13 plus flag facemask 15 penalty roboroguh  
13 fd pass, fd penalty  
1 10 k 40 glidwell over center, no gain  
2 10 k 42 lambert pass to more, gain of 22 fd pass  
1 10 v 30 glidwell nailed, for loss of 3  
2 13 v 33 lambert pass caught by delaine gain of 8 vml timeout 1:38 to go  
3 5 v 25 ~~glidwell~~ glidwell tries right, gain of 4 vml timeout 1:14 to go  
4 1 v 21 tufaro will try a 37 field goal no good wide right, not long enough either  
1:09 to go

boude

pfabe

glaapar

pfabe

fell down

powers

1 10 v 30 gardner falls down loss of 3  
2 5 v 18 delay of game vml 5 penalty  
3 13 v 13 gardner falls down loss of 3  
3 13 v 11 5 penalty on vml illegal procedure  
1 10 v 16 gardner loss of 2



Final Score: Duke 26  
UVA 11

Attendance: 21,750

Weather: Partly Cloudy, 75 degrees

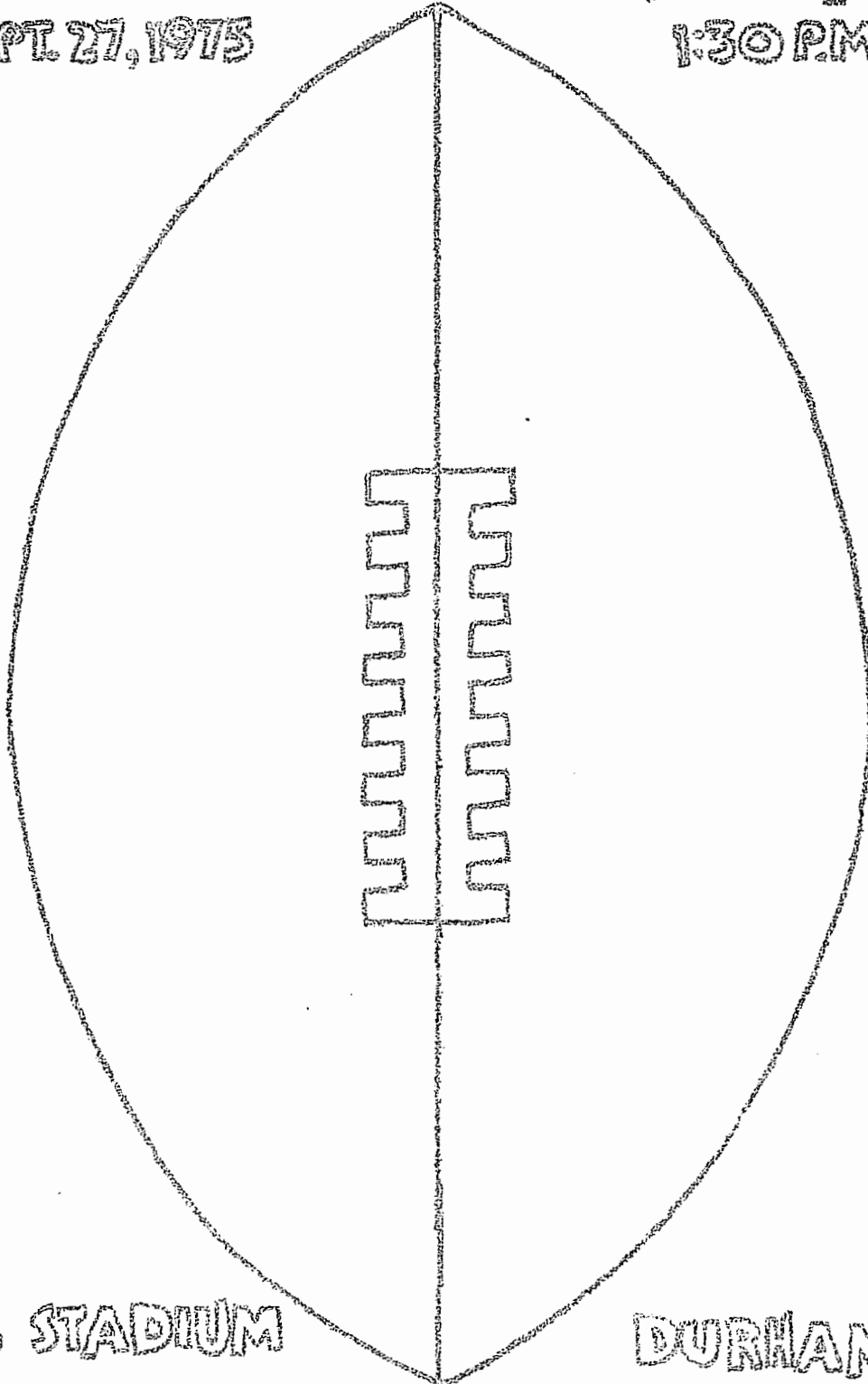
3

# DUKE FOOTBALL 1975

## BLUE DEVILS vs. VIRGINIA

SEPT. 27, 1975

1:30 P.M.



WADE STADIUM

DURHAM, N.C.

VIRGINIA

vs. DUKE

SEPTEMBER 27, 1975

FINAL TEAM FOOTBALL STATISTICS

|                                                 | VIRGINIA<br>VISITOR | DUKE<br>HOME     |
|-------------------------------------------------|---------------------|------------------|
| First Downs Rushing .....                       | 8                   | 14               |
| First Downs Passing .....                       | 10                  | 7                |
| First Downs by Penalties .....                  | 1                   | 1                |
| <b>TOTAL FIRST DOWNS</b> .....                  | <b>19</b>           | <b>22</b>        |
| Number Attempts Rushing .....                   | 38                  | 58               |
| Yards Gained Rushing .....                      | 137                 | 256              |
| Yards Lost Rushing .....                        | 10                  | 14               |
| <b>NET YARDS GAINED RUSHING</b> .....           | <b>127</b>          | <b>242</b>       |
| PASSING (Comp.-Att.-Int.) .....                 | 16-35-4             | 9-16-2           |
| <b>NET YARDS GAINED PASSING</b> .....           | <b>180</b>          | <b>156</b>       |
| Number Plays Rushing and Passing .....          | 73                  | 74               |
| <b>TOTAL OFFENSE YARDAGE</b> .....              | <b>307</b>          | <b>398</b>       |
| <b>TOTAL RETURN YARDAGE (Less Kick-offs)</b> .. | <b>40</b>           | <b>33</b>        |
| No. Interceptions & Yards Returned .....        | 2-23                | 4-23             |
| <b>PUNTS (Number-Yards-Average)</b> .....       | <b>2-77-38.5</b>    | <b>2-78-39.0</b> |
| Punts Had Blocked .....                         | 0                   | 0                |
| <b>PUNTS RETURNED &amp; YARDAGE</b> .....       | <b>1-17</b>         | <b>1-10</b>      |
| <b>KICKOFFS RETURNED &amp; YARDAGE</b> .....    | <b>6-125</b>        | <b>3-44</b>      |
| <b>PENALTIES—YARDS</b> .....                    | <b>2-14</b>         | <b>3-24</b>      |
| <b>FUMBLES—FUMBLES LOST</b> .....               | <b>3-0</b>          | <b>4-2</b>       |

|               | 1 | 2  | 3  | 4 | Final |
|---------------|---|----|----|---|-------|
| Away VIRGINIA | 3 | 0  | 8  | 0 | 11    |
| Home DUKE     | 0 | 13 | 10 | 3 | 26    |

Scoring: V: FG JENKINS 40 YDS 9:23 1st  
 D: MARTINEZ 7 RUSH (FUSCO KICK) 10:59 2nd  
 D: MARTINEZ 1 RUSH (KICK FAILED) 1:37 1st  
 D: FG FUSCO 25 YDS 9:36 3rd  
 D: URSHAIN PASS 48 YDS FROM CORBETT (FUSCO KICK) 6:13 3rd  
 V: SWAN 4 PASS FROM LORNER (PASS SAVED FROM LORNER) 1:33 2nd  
 D: FG FUSCO 21 YDS 1:46 4th

# FINAL INDIVIDUAL FOOTBALL STATISTICS

VIRGINIA  
VISITOR

| RUSHING  | Att. | Gain | Loss | Net | L.G. |
|----------|------|------|------|-----|------|
| GARDNER  | 6    | 15   | 2    | 13  | 4    |
| COPELAND | 10   | 39   | 0    | 39  | 13   |
| SLOAN    | 4    | 27   | 0    | 27  | 12   |
| SRABA    | 15   | 44   | 6    | 38  | 11   |
| BROWNING | 3    | 12   | 2    | 10  | 8    |

| PASSING | Att. | Comp. | Ints. | Yds. | L.G. |
|---------|------|-------|-------|------|------|
| GARDNER | 35   | 16    | 4     | 180  | 28   |

| PASS RECEIVING | No. | Yds. | TD | L.G. |
|----------------|-----|------|----|------|
| COLLEGAN       | 2   | 28   | 0  | 20   |
| SLOAN          | 2   | 7    | 1  | 4    |
| QUINN          | 1   | 13   | 0  | 13   |
| FADDEN         | 8   | 99   | 0  | 28   |
| WICKS          | 2   | 12   | 0  | 10   |
| COPELAND       | 1   | 21   | 0  | 21   |

| PUNTING   | No. | Yds. | Avg. | L.P. |
|-----------|-----|------|------|------|
| HENDERSON | 2   | 77   | 38.5 | 49   |

| PUNT RETURNS | No. | Yds. | Avg. | L.P. |
|--------------|-----|------|------|------|
| SRABA        | 1   | 17   | 17.0 | 17   |

| KICKOFF RETURNS | No. | Yds. | Avg. | L.P. |
|-----------------|-----|------|------|------|
| COLLEGAN        | 1   | 5    | 5.0  | 5    |
| SRABA           | 5   | 120  | 24.0 | 34   |

| PASS INTERCEPTIONS | No. | Yds. | L.P. |
|--------------------|-----|------|------|
| GARDNER            | 1   | 0    | 0    |
| DREBORNICH         | 1   | 23   | 23   |

DUKE  
HOME

| RUSHING    | Att. | Gain | Loss | Net | L.G. |
|------------|------|------|------|-----|------|
| CORBETT    | 6    | 24   | 12   | 12  | 11   |
| COPE       | 8    | 32   | 0    | 32  | 6    |
| BENJAMIN   | 3    | 22   | 0    | 22  | 15   |
| MARTINEE   | 17   | 87   | 2    | 85  | 19   |
| BARNEY     | 8    | 37   | 0    | 37  | 11   |
| WILLIAMSON | 3    | 10   | 0    | 10  | 6    |
| FRUITT     | 12   | 44   | 0    | 44  | 9    |
| DUNN       | 1    | 0    | 0    | 0   | 0    |

| PASSING | Att. | Comp. | Ints. | Yds. | L.G. |
|---------|------|-------|-------|------|------|
| CORBETT | 14   | 9     | 1     | 156  | 43   |
| DUNN    | 2    | 0     | 1     | 0    | 0    |

| PASS RECEIVING | No. | Yds. | TD | L.G. |
|----------------|-----|------|----|------|
| SLADE          | 3   | 38   | 0  | 17   |
| KORNBERGER     | 3   | 47   | 0  | 23   |
| WYMAN          | 2   | 62   | 0  | 48   |
| WILLIAMSON     | 1   | 9    | 0  | 9    |

| PUNTING | No. | Yds. | Avg. | L.P. |
|---------|-----|------|------|------|
| GRUPP   | 2   | 78   | 39.0 | 51   |

| PUNT RETURNS | No. | Yds. | Avg. | L.P. |
|--------------|-----|------|------|------|
| SLADE        | 1   | 10   | 10.0 | 10   |

| KICKOFF RETURNS | No. | Yds. | Avg. | L.P. |
|-----------------|-----|------|------|------|
| SLADE           | 1   | 24   | 24.0 | 24   |
| ALSON           | 1   | 10   | 10.0 | 10   |
| BENJAMIN        | 1   | 10   | 10.0 | 10   |

| PASS INTERCEPTIONS | No. | Yds. | L.P. |
|--------------------|-----|------|------|
| KNOTTS             | 1   | 0    | 0    |
| MEIER              | 2   | 23   | 15   |
| BRANKS             | 1   | 0    | 0    |

DEFENSIVE STATISTICS

Tackles  
(Duke)

| <u>Player</u>         | <u>Solo</u> | <u>Assist</u> | <u>Total</u> |
|-----------------------|-------------|---------------|--------------|
| Dusek                 | 1           | 4 3           | 5            |
| Edwards               | 0           | 3             | 3            |
| Cordars               | 2           | 5             | 7            |
| Gilson                | 1           | 1             | 2            |
| McGee                 | 3           | 3             | 6            |
| Meier                 | 1           | 8             | 9            |
| Rosoff                | 1           | 2             | 3            |
| Knatts                | 2           | 6             | 8            |
| Sensibaugh            | 1           | 1             | 2            |
| Crawford              | 1           | 4             | 5            |
| Grupp                 | 5           | 3             | 8            |
| Falcons               | 0           | 4             | 4            |
| Clark                 | 2           | 2             | 4            |
| Brooks <sup>o</sup> G | 0           | 2             | 2            |
| May                   | 0           | 1             | 1            |
| Reilly                | 1           | 2             | 3            |
| D. Brooks             | 1           | 1             | 2            |
| J. Green              | 1           | 1             | 2            |
| King                  | 1           | 2             | 3            |
| Gombar                | 1           | 0             | 1            |
| Smith                 | 0           | 1             | 1            |
| Brock                 | 1           | 0             | 1            |

Tackles  
(Virginia)

| <u>Player</u> | <u>Solo</u> | <u>Assist</u> | <u>Total</u> |
|---------------|-------------|---------------|--------------|
| Powers        | 0           | 2 11          | 2 11         |
| Ozdowski      | 2           | 6             | 8            |
| Hackworth     | 0           | 10            | 10           |
| Choma         | 1           | 9             | 10           |
| Meade         | 0           | 1             | 1            |
| Roseborough   | 0           | 7             | 7            |
| F. Morris     | 0           | 6             | 6            |
| J. Morris     | 2           | 8             | 10           |
| Pfabe         | 2           | 8             | 10           |
| Glasper       | 2 5         | 5             | 10           |
| Taylor        | 1           | 2             | 3            |
| Z Kenney      | 0           | 1             | 1            |
| McDaniel      | 2           | 2             | 4            |
| Leavitt       | 0           | 1             | 1            |
| Turner        | 0           | 5             | 5            |
| Ramsey        | 0           | 2             | 2            |
| Keto          | 0           | 1             | 1            |
| Moon          | 0           | 1             | 1            |
| Classic       | 0           | 1             | 1            |
| L. Browning   | 1           | 0             | 1            |
| Wicks         | 0           | 1             | 1            |
| Lohrey        | 0           | 1             | 1            |
| Rogers        | 1           | 0             | 1            |

Tackles for Loss

|        |   |               |
|--------|---|---------------|
| Gilson | 1 |               |
| McGee  | 1 |               |
|        |   | Hackworth 1   |
|        |   | Roseborough 1 |
|        |   | J. Morris 1   |
|        |   | Pfabe 1       |

DUKE VS. VIRGINIA (1st Quarter)

Virginia wins the toss and elects to receive. Duke will defend the north goal. Brock's kickoff taken by Collieran returned, fumbled, recovered by Virginia at V30.

Virginia takes over at 14:55

- 1-10 Va 30 -- Sroba over left guard for 3. (Meier, Gilson)
- 2-7 V33 -- Gardner's pass complete to Fadden for 13.
- 1-10 V46 -- Sroba over right guard for no gain. (McGee)
- 2-10 V46 -- Sroba over right guard for 1. (Cordery)
- 3-7 V47 -- Gardner's pass complete to Fadden for 13. (Grupp)
- 1-10 D40 -- Gardner's pass complete to Fadden for 7 (Grupp)
- 2-7 D33 -- Sroba around right end for 2. (Meier, Dusek)
- 3-1 D31 -- Sroba over right tackle for 2. (Knotts)
- 1-10 D29 -- Sroba over right guard for 3. (Cordery, Meier)
- 2-7 D26 -- Gardner back to pass, keeps over left side for 5. (Gilson)
- 3-1 D21 -- Meier keeps around left end for loss of 2. (Gilson, Knotts)
- 4-4 D23 -- Jenkins field goal attempt from V39. Good. 9:23. UVA 3 Duke 0  
(Drive: 70 yards, 12 plays, 5:32 elapsed)

Jenkins kickoff taken by Slade at D1. Returned 24 yards. (Glasper) Duke takes over at 9:14

- 1-10 D25 -- Benjamin up the middle. Fumble. (Ozdowski). Recovered lby Powers.  
UVA takes over at 9:10

- 1-10 D28 -- Gardner's pass for Fadden incomplete.
- 2-10 D28 -- Sroba over the left side for 5. (McGee, Edwards) \*\*Gilson hurt\*\*
- 3-5 D23 -- Gardner back to pass. Keeps over left end for 2. (Edwards)
- 4-3 D21 -- Gardner's pitch fumbled by Sroba. Duke takes over on downs at 7:48
- 1-10 D27 -- Gore up the middle for 6. (Hackworth, Roseborough)
- 2-4 D33 -- ~~Gore~~ Gore around right end for 3 (Roseborough, Powers)
- 3-1 D36 -- Barney over right tackle for 5. (Roseborough, Powers)
- 1-10 D41 -- Gore up the middle for 6. (Hackworth, Pfabe)
- 2-4 D47 -- Corbett keeps around left end. Fumble. Recovered by Williamson.
- 3-3 D48 -- Corbett's pass to Slade complete for 9.
- 1-10 V43 -- Barney up the middle for 1. (Hackworth, Pfabe)
- 2-9 V42 -- Corbett's pass for Upshaw overthrown and out-of-bounds at V10.
- 3-9 V42 -- Corbett's pass for Slade intercepted by Glasper at V31. Virginia takes over at 4:05

- 1-10 V31 -- Sroba over right tackle for 2. (Cordery, Meier)
- 2-3 V33 -- Gardner's pass to Fadden complete for 11 (Grupp)
- 1-10 V43 -- Copeland around left end for 3. (Clark, Knotts)
- 2-7 V47 -- Gardner's pass complete to Collieran for 8. (Dusek)
- 1-10 D45 -- Gardner's pass for Fadden incomplete. (Crawford cover)
- 2-10 D45 -- Copeland over left guard on draw play for 2. (Rosa??)
- 3-8 D43 -- Gardner's pass for Fadden incomplete. (Grupp cover)
- 4-8 D43 -- Henderson's punt rolls dead at D4. Duke takes over at 1:50
- 1-10 D15 -- Gore up the middle for 2. (Pfabe)
- 2-8 D17 -- Corbett keeps around left end for 7. (Choma, M F. Morris)
- 3-1 D24 -- Gore over right end on pitchout for 3. (Choma, Hackworth)
- 1-10 D27 -- Gore around right end on pitchout for 1. (Ozdowski, F.. Morris)

End of Quarter UVA 3 Duke 0 (Possessions: Duke 5:08  
UVA 9:52)

2nd Quarter

- 2-8 D29 -- Barney up the middle for 6. (Hackworth, Powers)
- 3-3 D34 -- Gore over left guard for 6. (Pfabe, Ozdowski)
- 1-10 D40 -- Gore around left end on pitchout for 4. (Pfabe, Glasper) **\*\*Gore hurt\*\***
- 2-6 D44 -- Barney over right guard for 6. (Ozdowski)
- 3-1 D49 -- Martinez up the middle for 12. (Glasper)
- 1-10 V39 -- Martinez around left end on pitchout for 19. (J. Morris, Ozdowski)
- 1-10 V20 -- Barney over left guard for 11. (Glasper)
- 1-G H V9 -- Martinez over right guard for 2. (Hackworth, Choma)
- 2-G V7 -- Martinez on pitch around left end. TOUCHDOWN. 10:59 Fusco PAT Duke 7 UVA 3  
(Drive: 85 yards, 13 plays) Time elapsed on drive: 5:51

Brock's kickoff taken by Sroba at V10. Returned 24 yards. (Reilly, Miller) UVA takes over at 10:53

- 1-10 V34 -- Sroba around left end for 3. (Clark)
- 2-7 V37 -- Sloan up the middle for 10. (Rosoff, Crawford)
- 1-10 V47 -- Gardner's pass complete to Fadden for 28. (Grupp)
- 1-10 D25 -- Sroba around left end on pitchout for 3. (Meier, Corders)
- 2-7 D22 -- Sroba over left guard for 2. (Corders, Clark)
- 3-5 D20 -- Gardner's pass for Colleran incomplete.
- 4-5 D20 -- Gardner keeps around right end for 3. (Rosoff, Meier). Duke takes over on downs at 8:22. **\*\*Rosoff Hurt\*\***

1-10 D17 -- Barney up the middle. Fumbles. Recovered by UVA at D20. UVA takes over at 8:16. F. Morris recovered.

1-10 V20 -- Gardner pass for Fadden incomplete. Duke penalized for pass interference.

- 1-G D6 -- Copeland over left end for 1. (Edwards, Meier)
  - 2-G D5 -- Gardner pass for Fadden incomplete. (Rush by McGee)
  - 3-G D5 -- Timeout Duke (7:58)
  - 3-G D5 -- Copeland around right end on pitchout for no gain. (Sensibaugh, Green)
  - 4-G D5 -- Gardner back to pass. Keeps around left end for ~~XXX~~ 1. (Crawford)
- Duke takes over on downs at 7:14

- 1-10 D4 -- Martinez over right guard for 2. (Hackworth, Choma)
- 2-8 D6 -- Martinez over left guard for 4. (F. Morris, Pfabe)
- 3-4 D10 -- Martinez over right tackle for 8. (Roseborough, J. Morris)
- 1-10 D18 -- Martinez around left end on pitchout for 7. (Turner)
- 2-3 D25 -- Benjamin up the middle for 4. (Choma, F. Morris)
- 1-10 D29 -- Martinez around right end on pitchout for 4. (Hackworth, Turner)
- 2-6 D33 -- Martinez around left end on pitchout for 6. (Glasper, Turner) **\*\*Martinez hurt.**

- 3-1 D39 -- Benjamin up the middle for 14. (Glasper, Meade)
- 1-10 V47 -- Corbett's pass complete to Kornberger over middle for 23. (J. Morris)
- 1-10 V29 -- Corbett's pass complete to Slade for 22. (J. Morris)
- 1-G V7 -- Martinez up the middle for no gain. (Choma, Powers)
- 2-G V7 -- Williamson around left end for 1. (McDaniel)
- 3-G V1 -- Martinez hurdles over the middle. TOUCHDOWN. 1:37 Fusco PAT wide. Duke ~~XX~~ 13  
(Drive: 96 yards, 13 plays, 5:37 elapsed) UVA 3.

--Brock's kickoff taken by Sroba at V5. Returned 24 yards. (King) Virginia takes over at 1:31

- 1-10 V29 -- Gardner's pass complete to Quinn for 13. (McGee)
- 1-10 V42 -- Gardner's pass complete to ~~XXXX~~ Sloan for 3. (Grupp)
- 2-7 V45 -- Gardner's pass complete to Colleran for 20. (King, Crawford)
- 1-10 D35 -- Gardner's pass for Jackson incomplete.
- 2-10 D35 -- Gardner's pass for Fadden incomplete.
- 3-10 D35 -- Gardner's pass for Berce, intercepted by Kautts at D5. Duke takes over at 0:35.

- 1-10 D4 -- Corbett keeps up the middle for 1.
- 2-9 D5 --

End of Half

Score: Duke 13 Quarter Possessions: Duke 10:19  
UVA 3 UVA 4:41

Halftime Possessions: Duke 16:07  
UVA 13:53

Official Atlantic Coast Conference Statistical Form

CIRCLE ONE  
**HALFTIME** - FINAL

**TEAM STATISTICS**

|                                | <u>VIRGINIA</u> | <u>DUKE</u> |
|--------------------------------|-----------------|-------------|
| Total First Downs .....        | 10              | 12          |
| Rushes—Yards .....             | 22-45           | 33-170      |
| Passing Yards .....            | 116             | 49          |
| Return Yards .....             | 0               | 0           |
| Passes (Comp.-Att.-Int.) ..... | 9-17-1          | 3-5-1       |
| Punts (No-Yards-Avg.) .....    | 1-28-28.0       | 0-0-0       |
| Fumbles—Lost .....             | 2-0             | 3-2         |
| Penalties—Yards .....          | 0-0             | 1-14        |

**INDIVIDUAL LEADERS**

VIRGINIA

| RUSHING | Att. | Gain | Loss | Net | L.G. |
|---------|------|------|------|-----|------|
| GARDNER | 5    | 11   | 2    | 9   | 5    |
| COLEMAN | 5    | 8    | 0    | 8   | 3    |
| SWAN    | 1    | 10   | 0    | 10  | 10   |
| SROBA   | 11   | 24   | 6    | 18  | 5    |

| PASSING | Att. | Comp. | Intc. | Yds. | L.G. |
|---------|------|-------|-------|------|------|
| GARDNER | 17   | 9     | 1     | 116  | 28   |

| PASS RECEIVING | No. | Yds. | TD | L.G. |
|----------------|-----|------|----|------|
| FADDEN         | 5   | 72   | 0  | 72   |
| COLLEMAN       | 2   | 28   | 0  | 20   |
| SWAN           | 1   | 3    | 0  | 3    |
| QUINN          | 1   | 13   | 0  | 13   |

DUKE

| RUSHING    | Att. | Gain | Loss | Net | L.G. |
|------------|------|------|------|-----|------|
| COBBETT    | 2    | 8    | 0    | 8   | 7    |
| CORE       | 8    | 32   | 0    | 32  | 6    |
| BENJAMIN   | 3    | 22   | 0    | 22  | 15   |
| MARTINEZ   | 12   | 71   | 0    | 71  | 19   |
| BARNEY     | 6    | 30   | 0    | 30  | 11   |
| WILLIAMSON | 2    | 7    | 0    | 7   | 6    |

| PASSING | Att. | Comp. | Intc. | Yds. | L.G. |
|---------|------|-------|-------|------|------|
| COBBETT | 5    | 3     | 1     | 49   | 23   |

| PASS RECEIVING | No. | Yds. | TD | L.G. |
|----------------|-----|------|----|------|
| SLADE          | 2   | 26   | 0  | 17   |
| KOENBERGER     | 1   | 23   | 0  | 23   |

3rd Quarter

Jenkins' kickoff bounces out-of-bounds. Jenkins injured on kick. Browning's kickoff taken by Olson at D35. Returned 10 yards. (Ramsey, Keto) Duke takes over at 14:54.

- 1-10 D45 -- Martinez around left end on pitchout for 11. (J. Morris)
- 1-10 V44 -- Barney over right guard for 4. (Taylor, F. Morris)
- 2-6 V40 -- Williams over left guard on counter for 3. (Glasper)
- 3-3 V37 -- Martinez over left end on pitchout for 2. (Glasper)
- 4-1 V35 -- Corbett keeps over right guard for 11. (J. Morris, Taylor)
- 1-10 V24 -- Corbett back to pass. Keeps over right side for 4. (Turner, "cDaniel)
- 2-6 V20 -- Pruitt cuts back over left guard on pitchout for 4. (Taylor)
- 3-2 V16 -- Pruitt over left guard for 5. (Turner)
- 1-10 V11 -- Barney over left tackle for 3. (Pfabe, Choma)
- 2-7 V8 -- Pruitt over left end on pitchout for loss of 1. (McDaniel)
- 3-8 V9 -- Corbett's pass for Kornberger intercepted out-of-bounds by J. Morris
- 4-8 V9 -- Fusco's field goal attempt from V15. Good. 9:36 Duke 16 - UVA 3  
(55 yards, 12 plays, 5:18 elapsed)

Brook's kickoff taken by Sroba at V6. Returned 21 yards. (Kailly, May) UVA takes over at 9:31

- 1-10 V27 -- Sroba around right end on pitchout for 4. (Dusek, McKnotts)
  - 2-6 V31 -- Gardner's pass for Collexan broken up by Crawford.
  - 3-6 V31 -- Gardner's pass for Fadden incomplete. (Clark, May)
  - 4-6 V31 -- Henderson's punt taken by Slade at D20. Returned 10 yards. (Classic, Moon)
- Duke takes over at 8:38

- 1-10 D30 -- Pruitt over right guard for 3. (Choma, F. Morris)
- 2-7 D33 -- Corbett's pass to Kornberger complete for 6.
- 3-1 D39 -- Corbett keeps over right end for 1. (J. Morris, Powers)
- 1-10 D40 -- Corbett's pass complete to Slade for 12. (Glasper)
- 1-10 V48 -- Corbett's pass to Upshaw left sideline. TOUCHDOWN. 6:13. Fusco PAT.  
(Drive: 70 yards, 5 plays, 2:25 elapsed) Duke 23 -- UVA 3

Brook's kickoff taken by Sroba at V3. Returned 17 yards. (Gombar). UVA takes over at 6:17.

- 1-10 V20 -- Gardner's pass for Fadden incomplete. (Grupp cover)
- 2-10 V20 -- Sloan over the middle for 4. (Cordere, McFee)
- 3-6 V24 -- Gardner's pass complete to Wicks for 10. (McFee)
- 1-10 V34 -- Gardner's pass for Fadden completed out-of-bounds.
- 2-10 V34 -- Gardner's pass complete to Fadden for 13. (Grupp)
- 1-10 V47 -- Copeland over left end for 13. (Knotts, Falcone)
- 1-10 D40 -- Copeland over left end for no gain. (McFee)
- 2-10 D40 -- Gardner's pass for Wicks incomplete.
- 3-10 D40 -- Gardner's pass complete to Copeland for 21. (Grupp)
- 1-10 D19 -- Sloan up the middle for 12. (Crawford)
- 1-G D7 -- Sloan up the middle for 1. (Cordere, Smith)
- 2-G D6 -- Sroba around right end on pitchout for 2. (Kaiser)
- 3-G D4 -- Gardner's pass to Sloan complete. TOUCHDOWN. 1:33.  
(Drive: 80 yards, 13 plays, 4:40 elapsed)

PAT (2-point attempt) -- Gardner's pass complete to Sroba. Duke 23 -- UVA 11.

Browning's kickoff taken by Benjamin at D25. Returned 10 yards. (L. Browning)

Duke takes over at 1:29

- 1-10 D35 -- Pruitt over left guard for 2. (Choma)
- 2-8 D37 -- Pruitt over left tackle for 3. (Pfabe, Kenney)
- 3-5 D40 -- Corbett's pass complete to Upshaw for 14. (Glasper, J. Morris)
- 1-10 V46 -- End of Quarter.

Score: Duke 23  
UVA 11

Quarter Possessions: Duke 9:22  
UVA 5:38



4th Quarter

- 1-10 V46 -- Pruitt around right end on pitchout for 5. (J. Morris, Powers)  
 2-5 V41 -- Pruitt around right end on pitchout for 9. (Ozdowski, Powers)  
 1-10 V32 -- Corbett back to pass; dropped for loss of 13 (Hackworth, Pfabe)  
 2-22 V44 -- Corbett's pass complete to Williamson for 9. (Leavitt, Ramsey)  
 3-13 V35 -- Corbett's pass for Slade incomplete. (J. Morris) Duke illegal receiver penalty refused.  
 4-13 V35 -- Grupp's punt taken by Sroba on fair catch at V8.. UVA takes over at 12:30  
 1-10 V8 -- Gardner's pass complete to Fadden for 9. (Grupp)  
 2-1 V17 -- Copeland over left end for 2. (Green)  
 1-10 V19 -- Copeland around left end on pitchout for 9. (Knotts) \*\*Knotts hurt\*\*  
 2-1 V28 -- Browning up the middle for 4. (Falcone, King)  
 1-10 V32 -- Browning up the middle for 8. (King, Falcone)  
 2-2 V40 -- Copeland over left end for 7. (Brooks)  
 1-10 V47 -- Gardner's pass complete to Wicks for 2. (Grupp)  
 2-8 V49 -- Gardner keeps over left tackle for 4. (Maier, Lane)  
 3-4 D47 -- Sroba over left side for 11. (McGee, Falcone)  
 1-10 D36 -- Gardner's pass complete to Fadden for 5. (Grupp)  
 2-5 D31 -- Sroba over left end on pitchout for 3. (Grupp, Dusek)  
 3-2 D28 -- Browning and Gardner fumble exchange. Loss of 2. Browning recovers.  
 Virginia Timeout (7:10)  
 4-4 D30 -- Gardner's pass for Fadden incomplete. (Grupp cover) Duke takes over on downs at 7:07.  
 1-10 D30 -- Pruitt up the middle for 7. (J. Morris) \*\*Pruitt Hurt\*\*  
 2-3 D37 -- Martinez over right side for loss of 2. (Roseborough)  
 3-4 D36 -- Martinez over left guard for 3. (Powers, Pfabe)  
 4-1 D39 -- Grupp's punt taken by Sroba at V10. Returned 17 yards. (Dusek, Knotts)  
 Virginia takes over at 4:57.  
 1-10 V27 -- Gardner's pass for Fadden incomplete. (Grupp)  
 2-10 V27 -- Gardner's pass intercepted by Maier. Returned to V31. Fumble but recovered by Green for Duke. Duke takes over at 4:44.  
 1-10 V31 -- Martinez around left end on pitch for loss of 1. (J. Morris)  
 2-11 V32 -- Corbett's pass for Slade underthrown. (Roseborough, J. Morris)  
 3-11 V32 -- Corbett's pass complete to Kornberger for 17. (Roseborough)  
 1-10 V15 -- Duke penalized 5 yards for delay of game.  
 1-15 V19 -- Corbett's pass for Slade incomplete. Interference against UVA. (Pfabe)  
 1-~~10~~ G V10 -- Pruitt around right end on pitchout for 3. (Roseborough)  
 2-G V7 -- Pruitt around right end on pitchout for no gain.  
 3-G V7 -- Pruitt over right end on pitchout for 3. (Powers)  
 4-G V4 -- Fusco's field goal attempt from V11. Good. 1:46. Duke 26 -- UVA 11  
 (Drive: 31 yards, 8 plays, 2:58 elapsed)  
 Brock's kickoff taken by Sroba at V9. Returned 34 yards. (Brock)  
 UVA takes over at 1:39  
 1-10 V43 -- Gardner's pass for Quinn incomplete.  
 2-10 V43 -- Gardner's pass intercepted by Maier at D46, returned to V39. Duke takes over at 1:22. (Wicks, Lohrey)  
 1-10 V39 -- Dunn keeps, then pitches to Pruitt around right side. Duke penalized 5 yards for illegal procedure.  
 2-15 V44 -- Dunn keeps around left end for no gain. (Pfabe)  
 2-15 V44 -- Dunn's pass for Hall out-of-bounds.  
 3-15 V44 -- Dunn's pass for ~~XXXXXXXXXXXXXXXXXXXX~~ Hall intercepted by Roseborough at V22, returned to V45. UVA takes over at 0:02.  
 1-10 V45 -- Gardner's pass for Sroba intercepted by Brooks at D14. Game ends.

Final Score: Duke 26  
 UVA 11

4th Quarter Possessions: UVA 6:02  
 Duke 8:58

Game Possessions: Duke 34:27  
 UVA 25:33

QUOTES FROM DUKE COACH MIKE MCGHEE---

"The first thing I would like to do is compliment the Virginia players for what I thought was fine effort throughout the game. They sustained themselves and really fourth back.

We made mistakes early, but our defense played very well in the first half. We have said we have an inexperienced defense and would improve each week. Last week we improved inside and we saw continued improvement today. We must do a better job on the pass rush and stop the throwing like Gardner had today. He was a pre-season All-America and is an outstanding quarterback. He also has very fine receivers, but we must improve our pass defense.

Our three offensive turnovers could have been very costly. I have said before the year is over we can be a very fine football team if we continue to show improvement. Today was a conference victory and the conference championship is one of our goals.

I was a little disappointed with our play right at the end. The soft field could have caused some of the injury problems. We had planned to use two offensive teams in the game. We did not get to accomplish that like we wanted to. Virginia played a little different defense than we had anticipated.

The 96-yard drive for the score after we stop them had to be a key point in the game. Bob Corbett, I thought performed with improvement over last week. In no means are we counting out Hal Spears for the season. Hal did a superb job on the sidelines and was very helpful to our offensive coaches in play selection.

We are not sure of our injuries ~~at~~ at this point.

VIRGINIA COACH SONNY RANDLE:

I don't have the answer. I've run out. I've done everything humanly possible and I guess I've just not man enough to do the job. If they can't get ready to play I'm the only one to blame, until after the season--then it's a two-way street.

Our defense played their hearts out and our offense didn't scratch. We need effort on every play and if we don't get it then they'll be some of them sitting on the bench until they rot.

I can't get these people ready to play. One of these days we'll find out what the real problem is.

No Scott isn't at full capacity. He has a fracture of the thumb on his throwing hand and it bothers him just like it would bother anyone else.

If we had gotten anything early when our defense gave us the ball it would have given us a lift. We should have an awesome defense but instead we're pathetic. It was the same thing this year as it was last year and we didn't do a thing about it. Duke was exactly what I expected.

Neither Duke or the officials beat us---we beat ourselves.

On Jenkins --- You can't use a guy with one leg and our offense as sick as it is, he's the only one we have.

Official Atlantic Coast Conference Statistical Form

VA

vs. N. CAROLINA

Oct. 5, 1975

FINAL TEAM FOOTBALL STATISTICS

|                                       | VA<br>VISITORS     | JA<br>HOME |
|---------------------------------------|--------------------|------------|
| First Downs Rushing                   | 14                 | 16         |
| First Downs Passing                   | 7                  | 7          |
| First Downs by Penalties              | 0                  | 3          |
| TOTAL FIRST DOWNS ✓                   | 21                 | 26         |
| Number Attempts Rushing               | 55                 | 58         |
| Yards Gained Rushing                  | 259                | 347        |
| Yards Lost Rushing                    | 19                 | 26         |
| NET YARDS GAINED RUSHING ✓            | 240                | 321        |
| PASSING (Comp.-Att.-Int.) ✓           | 8-14-1             | 11-24-1    |
| NET YARDS GAINED PASSING              | <del>178</del> 178 | 130        |
| Number Plays Rushing and Passing ✓    | <del>69</del> 69   | 82         |
| TOTAL OFFENSE YARDAGE ✓               | <del>418</del> 418 | 451        |
| TOTAL RETURN YARDAGE (Less Kick-offs) | 23                 | 33         |
| No. Interceptions & Yards Returned    | 1-10               | 1-7        |
| PUNTS (Number-Yards-Average)          | 6-275-45.8         | 2-106-53   |
| Points Held Blocked                   | 0                  | 0          |
| PUNTS RETURNED & YARDAGE              | 1-13               | 5-26       |
| KICKOFFS RETURNED & YARDAGE           | 5-73               | 6-99       |
| PENALTIES—YARDS ✓                     | 16-119             | 4-30       |
| FUMBLES—FUMBLES LOST                  | 2-0                | 4-2        |

|          | 1 | 2  | 3 | 4 | Total |
|----------|---|----|---|---|-------|
| Away JWC | 0 | 21 | 3 | 7 | 31    |
| Home JA  | 7 | 7  | 7 | 7 | 28    |

Scoring: VA Slade, 2nd Qtr. Run, PATTER KICK  
 Colburn, 1st Qtr. Run " "  
 JWC Colburn, 2nd Qtr. Run, PATTER KICK  
 JOHNSON 4th Qtr. Run " "  
 Paschall-Corcoran 5th Qtr. Pass " "  
 Middle 2d Qtr. Field Goal  
 JA (Brouwer) 3rd Qtr. Pass PATTER KICK  
 Slade 1st Qtr. Run PATTER KICK

Attendance: 28,175 Weather: Clear & warm

Reverse

Official Atlantic Coast Conference Statistical Form

FINAL INDIVIDUAL FOOTBALL STATISTICS

UNC

VISITOR

JA

HOME

| RUSHING     | Att. | Gain | Loss | Net | L.G. |
|-------------|------|------|------|-----|------|
| VASCHALL    | 9    | 32   | 16   | 16  | 12   |
| BETTERSON   | 21   | 106  | 3    | 103 | 21   |
| VOIGHT      | 17   | 71   |      | 71  | 9    |
| SMITH       | 5    | 28   |      | 28  | 9    |
| COLLINS     | 1    | 2    |      | 2   | 2    |
| C. WILLIAMS | 2    | 20   |      | 20  | 14   |

| RUSHING   | Att. | Gain | Loss | Net  | L.G. |
|-----------|------|------|------|------|------|
| CARDNER   | 4    | 9    | 21   | (15) | 8    |
| COPELAND  | 15   | 82   |      | 82   |      |
| SLOAN     | 26   | 158  | 5    | 153  | 19   |
| DOWE      | 3    | 2    |      | 2    | 1    |
| BROWNINE  | 8    | 39   |      | 39   | 58   |
| HENDERSON | 1    | 0    |      | 0    |      |
| SROBA     | 1    | 6    |      | 6    | 6    |

| PASSING  | Att. | Comp. | Int. | Yds. | L.G. |
|----------|------|-------|------|------|------|
| VASCHALL | 13   | 3     | 1    | 57   | 57   |
| VOIGHT   | 1    | 0     |      | 178  |      |

| PASSING | Att. | Comp. | Int. | Yds. | L.G. |
|---------|------|-------|------|------|------|
| CARDNER | 24   | 11    | 1    | 130  | 21   |

| PASS RECEIVING | No. | Yds. | TD | L.G. |
|----------------|-----|------|----|------|
| COLLINS        | 4   | 104  | 1  | 57   |
| C. WILLIAMS    | 2   | 40   | 1  | 26   |
| COBBEN         | 1   | 13   |    | 13   |
| MADAM          | 1   | 21   |    | 21   |

| PASS RECEIVING | No. | Yds. | TD | L.G. |
|----------------|-----|------|----|------|
| FADDEN         | 5   | 60   |    | 21   |
| WICKS          | 2   | 33   |    | 17   |
| COPELAND       | 2   | 10   |    | 8    |
| SROBA          | 2   | 27   |    | 15   |

| PUNTING | No. | Yds. | Avg. | L.P. |
|---------|-----|------|------|------|
| FLAM    | 6   | 276  | 45.8 | 56   |

| PUNTING   | No. | Yds. | Avg. | L.P. |
|-----------|-----|------|------|------|
| HENDERSON | 3   | 106  | 35.3 | 42   |

| PUNT RETURNS | No. | Yds. | Avg. | L.P. |
|--------------|-----|------|------|------|
| COLLINS      | 1   | 13   | 13   | 13   |

| PUNT RETURNS | No. | Yds. | Avg. | L.P. |
|--------------|-----|------|------|------|
| KINNEY       | 1   | (3)  |      |      |
| SROBA        | 3   | 23   | 7.6  | 9    |
| FADDEN       | 1   | 8    | 8    | 8    |

| KICKOFF RETURNS | No. | Yds. | Avg. | L.P. |
|-----------------|-----|------|------|------|
| BETTERSON       | 5   | 72   | 14.4 | 24   |

| KICKOFF RETURNS | No. | Yds. | Avg. | L.P. |
|-----------------|-----|------|------|------|
| KINNEY          | 2   | 30   | 15   | 11   |
| ERIER           | 1   | 17   | 17   | 17   |
| BROWNINE        | 2   | 23   | 11.5 | 12   |
| SROBA           | 1   | 19   | 19   | 19   |

| PASS INTERCEPTIONS | No. | Yds. | L.P. |
|--------------------|-----|------|------|
| CONLEY             | 1   | 10   | 10   |

| PASS INTERCEPTIONS | No. | Yds. | L.P. |
|--------------------|-----|------|------|
| MORRIS             | 1   | 7    | 7    |

DEFENSIVE STATISTICS

| Name                              | Tackles | Assists | Total |
|-----------------------------------|---------|---------|-------|
| JOE ROSEBOROUGH                   | 3       | 4       | 7     |
| JAY MORRIS                        | 5       | 3       | 8     |
| DERICK GLASPER                    | 6       | 1       | 7     |
| FRANK MORRIS                      | 5       | 6       | 11    |
| JOE TURNER                        | 3       | 0       | 3     |
| JOHN KENNEY                       | 4       | 3       | 7     |
| SAM PFABE                         | 5       | 0       | 5     |
| JOE TAYLOR                        | 5       | 7       | 12    |
| JOHN CHOMA                        | 2       | 0       | 2     |
| DENNIS HACKWORTH                  | 5       | 2       | 7     |
| KEVIN BOWIE                       | 1       | 2       | 3     |
| MIKE OZDOWSKI                     | 2       | 2       | 4     |
| BUTCH POWERS                      | 4       | 1       | 5     |
| GREG McDANIEL                     | 6       | 0       | 6     |
| BOB MEADE                         | 2       | 1       | 3     |
| WAGNER RAMSEY                     | 2       | 0       | 2     |
| RON WALCHAK                       | 2       | 0       | 2     |
| ALAN WILLIAMS / JEREMY MINNELLINI | 1/1     | 0       | 1/1   |

|                  |   |   |    |
|------------------|---|---|----|
| BOBBY TROTT      | 5 | 0 | 5  |
| RUSS CONLEY      | 5 | 1 | 6  |
| RONNY JOHNSON    | 6 | 2 | 8  |
| BILLY MURPHY     | 7 | 2 | 9  |
| JOHN DAW         | 7 | 1 | 8  |
| SCOTT BATCHELOR  | 1 | 0 | 1  |
| BOBBY GAY        | 5 | 5 | 10 |
| DUKE THOMPSON    | 2 | 2 | 4  |
| MIKE DUFFY       | 1 | 0 | 1  |
| BUNN RHAMES      | 1 | 2 | 3  |
| ROD BROADWAY     | 4 | 6 | 10 |
| ROGER SHONOSKY   | 5 | 0 | 5  |
| BILL PERDUE      | 5 | 2 | 7  |
| CHUCK AUSTIN     | 3 | 2 | 5  |
| STEVE JUNKMAN    | 1 | 3 | 4  |
| DEE HARDISON     | 1 | 3 | 4  |
| KEN SHEETS       | 3 | 0 | 3  |
| STANLEY LALASPER |   |   |    |

Pass Inter.  
JAY MORRIS (UVA)

RUSS CONLEY (UNC)

Passes Broken Up  
KEVIN BOWIE (UVA)

RUSS CONLEY (UNC)  
JOHN DAW (UNC)  
BOBBY TROTT (UNC)

Fumbles Recov.

BOBBY GAY (UNC)  
RONNY JOHNSON (UNC)

QB Sacks  
GREG McDANIELS (UVA)

BILLY MURPHY (UNC)

Tackles for loss  
John Kenney (UVA)  
Dennis Hackworth (UVA)  
MIKE OZDOWSKI (UVA)  
GREG McDANIELS (UVA)  
DERICK GLASPER (UVA)

ROGER SHONOSKY (UNC)  
STEVE JUNKMAN (UNC)

Blocked Kicks

Notes  
CAUSED FUMBLE : RONNY JOHNSON

VIRGINIA vs. NORTH CAROLINA

October 4, 1975

Sports Stadium

Field conditions: astro-turf, so you know its good  
 Weather conditions: sunny, 68, no chance of rain, winds 7 mph from the east  
 Virginia(V) in blue carbon; UNC(N) in red carbon  
 UNC wins the toss and will receive. UVA will defend south goal  
 Linkenslager kicks off to betterson on the 2, return of 19

UNC 19

N1 10 n 21 betterson over center, gain of 6 pfabe  
 2 4 n 27 betterson over right side, gain of 4 fd rush farris  
 1 10 n 31 voight over left side, gain of 4 moaniel  
 2 6 n 35 paschall pass, sacked by moaniel and kenney, loss of 6 red, kenney  
 3 12 n 29 procedure on unc 5 penalty  
 3 17 n 24 paschall hands to betterson, gain of 5 taylor  
 4 12 n 29 alan punts to kinney, to the 15, 36 punt, return of mims f

V1 10 v 10 sloan over center, gain of 1 gary  
 2 9 v 11 sloan sweeps right, gain of 7 ashley  
 3 2 v 18 sloan right side, gain of 10 fd rush low  
 1 10 v 28 sloan sweeps left, gain of 7 taitt  
 2 3 v 35 dove up middle, faig, procedure unc 5 penalty  
 2 8 v 30 sloan sweeps left, gain of 11 fd rush taitt  
 1 10 v 41 dove up middle, gain of 1 brownley  
 2 9 v 42 sloan sweeps left, no gain parlin  
 3 9 v 42 gardner pass to fadden, gain of 13 fd pass salt  
 1 10 n 45 copeland sweeps right, gain of 8 gary  
 2 2 n 37 copeland up the middel, gain of 4 fd rush shonley  
 1 10 n 33 copeland draw, gain of 3 brownley  
 2 7 n 30 sloan over right side, gain of 10 fd rush low  
 1 10 n 20 brownley up middel, gain of 3 surphy  
 2 7 n 17 sloan right side, gain of 5 austin  
 3 2 n 12 sloan right side, gain of 12 TD 5:44 to go fd rush  
 offsidess unc declined, 9:16 gone rasmith pat kick good 0% 7-UNC 0

Linkenslager kicks off to betterson on the ~~10~~ 16, return of 7 link  
 N1 10 n 23 betterson ~~right~~ fumbles, loss of 3 kenney  
 2 13 n 20 voight sweeps left, gain of 1 10 penalty holding unc roob  
 2 22 n 11 paschall sweeps right, gain of 5 kenney  
 3 17 n 16 voight over center, gain of 6 pfabe  
 4 11 n 22 alan punts to kinney, whistled dead, punt of procedure on unc 5 penalty  
 4 16 n 17 alan punts to aroba on the 42, 41 punt, return of 7

3:32 to go  
 V1 10 v 49 copeland in the middle gain of 1 shonley  
 2 9 v 50 copeland sweeps right, no gain surphy  
 3 9 v 50 gardner pass to fadden, broken by johnson  
 4 9 v 50 henderson punts to collins on the 15, ~~44~~ 35 punt slip unc austin  
 penalty of penalty of 8 no return

N1 10 n 7 voight, gain of 4 pfabe  
 2 6 n 11 betterson over left side, gain of 2 flag hold unc, pen of 6 kenney  
 3 10 n 7 voight over center, gain of 5 pfabe  
 3 3 n 12 betterson over center, gain of 3 pfabe  
 4 2 n 15 alan punts to dead on the 30, ~~55~~ 55 punt with the recall  
 0:06 to go

V1 10 v 30 brownley up the middle gain of 2 gary

Virginia 7-UNC 0

1/2 8 v 32 gardner pass to wicks, gain of 16  
 1 10 v 48 sloan sweeps right, gain of 2 was to 14:37 to go  
 2 8 n 50 sloan over right side, gain of 14  
 1 10 n 36 sloan pitch right, procedure was 5 penalty declined, no gain  
 2 10 n 36 sloan over center, gain of 17  
 1 10 n 23 gardner pass to wicks, gain of 13 pen was  
 1 25 n 38 gardner pass to copeland, gain of 8  
 2 17 n 30 gardner pass to srobs wayout of end of mid zone, but he was wide open  
 3 17 n 30 gardner pass to fadden, gain of 21  
 1 10 n 9 copeland over right side, gain of 3  
 2 6 n 6 copeland sweeps right, gain of 6 TD, 11:13 to go 3:47 gone  
 ransch pat kick, good, offsides was declined UVa 14-UNC 0  
 five penalty was

Linckmayer kicks off to (from the 45) betterson on the 12, return of 24  
 1 10 n 36 paschall pass to collins, gain of 13 fd pass  
 1 10 n 49 smith over center, gain of 6  
 2 4 v 45 betterson over right side, gain of 11 fd rush  
 1 10 v 34 paschall pass, gain of 4 rush  
 2 6 v 30 voight right side, gain of 5  
 2 7 v 25 voight over right side, gain of 2 fd rush  
 1 10 v 23 paschall keeps, flag, illegal pro was 5 penalty  
 1 15 v 28 paschall pass to williams, gain of 14  
 2 7 v 14 betterson up middle, gain of 4 fd rush  
 1 10 v 10 smith over center, gain of 5  
 2 6 v 5 betterson tries left, gain of 3  
 3 2 v 2 collins over left side, gain of 2 TD fd rush 6:47 to go  
 biddle pat kick, good 8:13 gone

biddle kicks off to kinsey on the 2, return of 19  
 1 10 v 21 sloan loss sweep left, gain of 0  
 2 10 v 21 gardner hands to sloan on the draw, gain of 7  
 3 3 v 28 sloan tries right side, gain of 0  
 4 3 v 28 henderson punts to timeout was 5:01 to go  
 4 3 v 28 henderson punts to collins on the 30, punt of 22 punt, return of 13 turner 4:49 to go  
 1 10 n 43 smith over center, gain of 2  
 2 8 n 45 paschall keeps, pitch to s williams, gain of 14 fd rush  
 1 10 v 41 paschall keeps left, gain of, pass to collins, gain of 13 fd pass  
 1 10 v 28 voight over right side, gain of 9  
 2 1 v 19 betterson sweeps right, gain of 1 fd rush  
 1 10 v 18 betterson over center, gain of 5  
 2 5 v 13 voight pass to corbin, overthrown in end zone, wide open  
 3 5 v 13 /., paschall pass, sweeps rush gain of 9 fd rush  
 1 10 v 4 voight sweeps right for fd, gain of 4 2:01 to go, 12:59 gone  
 biddle pat kick good uva 14-unc 14

biddle kicks off to grier on the 5, return of 17  
 1 10 v 22 gardner pass to copeland, gain of 2  
 2 8 v 24 gardner pass to srobs, gain of 15 fd pass  
 1 10 v 39 gardner pass, draw to copeland, gain of 13  
 2 8 v 48 gardner pass to srobs, gain of 14  
 3 1 v 48 gardner pass to fadden, gain of 13  
 1 10 v 48 copeland over center, gain of 5  
 1 10 n 47 gardner pass to inter by coway on the 31, return of 10  
 0:37 to go  
 1 10 n 43 paschall pass to collins/beck glasper, gain of 57 first down pass TD  
 0:28 to go, 14:32 gone biddle pat kick good uva 21-unc 14

biddle kicks off to browning on the 20, return of 19 0:22 to go  
 1 10 v 39/gilbert/pasdove fumbles, recovered by, gay, no gain  
 10 v 39 paschall pass to finn, flag illegal procedure on unc 5 penalty  
 15 v 44 paschall pass to collins, overthrown  
 15 v 44 paschall pass, keeps gain of 12 powers

Official Atlantic Coast Conference Statistical Form

STATISTICAL CONTROL  
 STATISTICAL CONTROL

TEAM STATISTICS

|                           |           |           |
|---------------------------|-----------|-----------|
| Total Field Downs         | 11        | 12        |
| Blocked - Yards           | 29-130    | 29-140    |
| Punting Yards             | 97        | 75        |
| Return Yards              | 23        | 2         |
| Penalty (Comp. Att. Int.) | 5-6-0     | 6-11-1    |
| Penalty (No-Kick Avg.)    | 3.47-50.7 | 2.77-38.5 |
| Fumbles - Lost            | 1-0       | 2-1       |
| Fumbles - Yards           | 8-49      | 2-20      |

INDIVIDUAL LEADERS

RUSHING

| Name        | Att. | Gain | Loss | Net | T.D. |
|-------------|------|------|------|-----|------|
| Laschaw     | 5    | 30   | 6    | 24  | 12   |
| Wright      | 11   | 44   | 3    | 41  | 4    |
| Wright      | 9    | 41   | 0    | 41  | 4    |
| Smith       | 2    | 8    | 0    | 8   | 6    |
| Wright      | 1    | 2    | 0    | 2   | 2    |
| C. Williams | 1    | 0    | 0    | 0   | 4    |

RUSHING

| Name    | Att. | Gain | Loss | Net | T.D. |
|---------|------|------|------|-----|------|
| Laschaw | 9    | 29   | 0    | 29  | 9    |
| Smith   | 16   | 98   | 0    | 98  | 14   |
| Dove    | 2    | 1    | 0    | 1   | 1    |
| Wright  | 2    | 5    | 0    | 5   | 2    |

PASSING

| Name    | Att. | Comp. | Int. | Yds. | T.D. |
|---------|------|-------|------|------|------|
| Laschaw | 5    | 4     | 0    | 97   | 57   |
| Wright  | 1    | 0     | 0    | 0    | 0    |

PASSING

| Name    | Att. | Comp. | Int. | Yds. | T.D. |
|---------|------|-------|------|------|------|
| Laschaw | 11   | 6     | 1    | 111  | 21   |

PASS RECEIVING

| Name        | Att. | Yds. | TD | I.C. |
|-------------|------|------|----|------|
| Laschaw     | 3    | 89   | 1  | 57   |
| C. Williams | 1    | 10   | 0  | 10   |

PASS RECEIVING

| Name    | Att. | Yds. | TD | I.C. |
|---------|------|------|----|------|
| Laschaw | 2    | 34   | 0  | 21   |
| Wright  | 1    | 16   | 0  | 16   |
| Laschaw | 2    | 10   | 0  | 10   |
| Smith   | 1    | 15   | 0  | 15   |



middle kicks off to kinney on the 7, return of 11 penalty of 9 uva clipping  
 V1 10 v 9 browning over left side, gain of 3  
 2 7 v 12 gardner pass to fadden gain of 5  
 3 2 v 17 sloan over center, gain of 4 fd rush  
 1 10 v 21 gardner pass, to wicks thrown just wide  
 2 10 v 21 sloan counter up middle, gain of 19 15 pen unc fd rush, fd pen  
 1 10 n 45 gardner pass to fadden, gain of 4  
 2 6 n 41 browning up middle, gain of 3  
 3 3 n 38 copeland sweeps right, gain of 1  
 4 2 n 37 delay of game uva 5 penalty  
 4 7 n 42 henderson punts to dead on the 13 29 punt

lancaester  
shonosky  
conaly  
murphy  
murphy  
conley  
shonosky  
hardison

N1 10 n 13 betterson over middle, gain of 8  
 2 2 n 21 betterson tries left side, gain of 2 fd rush  
 1 10 n 23 veight sweeps left, gain of 3  
 2 7 n 26 paschall pass to collins, gain of 21 fd pass  
 1 10 n 47 smith over right side, gain of 9  
 2 1 v 44 betterson over center, gain of 5 fd rush  
 1 10 v 39 smith over center, gain of 4  
 2 6 v 35 veight over right side, gain of 4  
 3 2 v 31 veight over center, gain of 7 fd rush  
 1 10 v 24 paschall pass to betterson, he dropped it  
 2 10 v 24 paschall pass to corbin, gain of 13 fd pass  
 1 10 v 11 veight over left side, gain of 4  
 2 6 v 7 paschall pass to lee, covered by glasper, overthrown  
 3 6 v 7 betterson nailed by backworth and powers, no gain  
 4 6 v 7 middle tries 24 field goal good, good 3:43 to go, 9:17 to go UNC 24-UVA 14

backworth  
kinney  
rosborough  
powers  
rosbor  
morris  
morris  
osdowski  
rosborough  
morris  
moade

middle kicks off to browning on the 21, return of 14  
 V1 10 v 35 gardner hands to copeland, gain of 19 fd rush  
 1 10 n 46 gardner pass to sroba, on one bounce  
 2 10 n 46 gardner hands to copeland, gain of 2  
 3 8 n 44 gardner pass to fadden, broken by fadden as trot almost handled it  
 4 8 n 44 henderson punts to, fake punt play, gain of 0 no gain  
 4:17 to go

mabry  
fd  
broadway  
murphy

N1 10 n 44 paschall passes inter by jmorris on the 35, return of 7 intert unc declined  
 4:10 to go  
 V1 10 v 42 browning is gone, gain of 58 and a fd 3:59 to go, 10:11:01 fd/ggone  
 raasch pat kick good virginia 21-north carolina 24

linhananger kicks off to betterson on the 2, return of 15  
 N1 10 n 17 betterson over left side, gain of 4  
 2 6 n 21 betterson over left side, gain of 5  
 3 1 n 26 veight stacked by backworth and osdowski and taylor, no gain  
 4 1 n 26 unc jumped 8 penalty  
 4 6 n 21 alan punts to sroba on the 36, return of 7 43 punt, f  
 1:41 to go

ransay  
backworth  
rosborough

V1 10 v 46 sroba on the revers, gain of 6  
 2 4 n 48 sloan up the middle, gain of 14 fd rush  
 1 10 n 34 garnder pass to wicks, gain of 17 fd pass  
 1 10 n 17 copeland over center, gain of 3  
 2 7 n 14

johnson  
perdue  
trott  
gay

virginia 21-north carolina 24

4444444

V2 7 n 14 sloan up the middle, gain of 1 perdue  
 3 6 n 13 gardner pass to sroba, gain of 12 unc to fd pass conley  
 1 G n 1 gardner foe the TD, gain of 1 0:51 to go, 14:09 to go  
 raach pat kick good, virgina 28-north carolina 24

Linkenauer kicks off to betterson out he 10 fumbles and recovers, return of 7

N1 10 n 25 betterson tries right side, gain of 1 ozdowski  
 2 9 n 26 paschall keeps, hackworth and tyalar get him, gain of 1 unc to 13:06 to go  
 3 8 n 27 paschall pass to incomplete and a flag interference on unc bowie berke it pea 13  
 4 21 n 14 clam punts to sroba on the 39, punt of 47 punt, return of 9 //  
 12:45 to go

V1 10 v 48 browning over center, gain of 6 thompson  
 2 4 n 46 sloan over center, gain of 5 fd rush thompson  
 1 10 n 41 sloan over center, gain of 10 fd rush johnson  
 1 10 n 31 gardner pass, keeps, gain of 8 murphy  
 2 2 n 23 browning over center, gain of 8 fd rush trott  
 1 10 n 15 sloan over left side, plus penalty on rhames, gain of 17 penalty  
 2 2 n 7 browning over center, gain of 6 johnson recovers ~~fd/rush~~ fumble for unc

9:57 to go

N1 10 n 1 paschall over center, gain of 1 turner  
 2 9 n 2 voight over center, gain of 4 jmorris  
 3 5 n 6 paschall pitches to williams, gain of 6 fd rush jmorris  
 1 10 n 12 smith over left side, gain of 7 hackworth hackworth  
 2 3 n 19 betterson over right side, gain of 5 fd rush mindlin  
 1 10 n 24 paschall pass to mabry, gain of 21 fd pass glasper  
 1 10 n 45 voight over right side, gain of 5 jmorris  
 2 5 n 50 betterson sweeps left, gain of 21 fd rush bowie  
 1 10 v 29 voight over left side, gain of 3 mende  
 2 7 v 26 paschall pass to b williams, overthrown  
 3 7 v 26 paschall pass to williams, beat j morris, 26 gain fd pass uva to  
 6:17 to go, 8:43 to go biddle pat kick good north carolina 31-virginia 28

biddle kicks ~~fd/rush~~ unc offsides 5 penalty sheets

V1 10 v 29 biddle kicks off to sroba on the 11, return of 19 hardison

V1 10 v 30 gardner pass to sroba, he dropped it  
 2 10 v 30 gardner keeps it on a botched reverse, loss of 4  
 3 14 v 26 gardner pass to fadden thrown wide, pressured by johnson  
 4 14 v 26 henderson punts to roughing the kicker, 15 penalty fd penalty  
 1 10 v 41 dowe up the middle, gain of 1 shonosky  
 2 9 v 42 copeland sweeps right, gain of 17 fd rush gay  
 1 10 n 41 copeland over right side, gain of 2 murphy  
 2 8 n 39 sloan over right side, gain of 3 gay  
 3 5 n 36 sloan nailed by shonosky, loss of 5 uva to 3:21 to go shonosky  
 4 10 n 46 gardner pass to fadden, gain of 17 fd pass conley  
 1 10 n 24 sloan over center, gain of 2 gay  
 2 8 n 22 gardner pass to ~~fadden~~ sroba, it bounced uva to  
 3 8 n 22 gardner pass to sloan, underthrown  
 4 8 n 22 gardner sacked by murphy, loss of 17 ~~2:10~~ 2:10 to go

N1 10 n 39 paschall nailed by mcdaniel, loss of 4 mcdaniel  
 2 14 n 35 paschall keeps, nailed by glasper, loss of 6 glasper  
 3 20 n 29 delay of game 5 penalty unc  
 3 25 n 24 betterson right then left side, gain of 11 glasper  
 4 14 n 35 delay on unc, 5 penalty  
 4 19 n 30 clam punts to fadden on the 37, ~~33~~ 33 punt, return of 8 for faden

V1 10 v 41 gardner pass for sroba, incomplete

virginia 28--NORTH CAROLINA 31

VIRGINIA vs. SOUTH CAROLINA Oct. 11, 1975

**FINAL TEAM FOOTBALL STATISTICS**

|                                                 | <u>VIRGINIA</u><br>VISITOR | <u>So. CAROLINA</u><br>HOME |
|-------------------------------------------------|----------------------------|-----------------------------|
| First Downs Rushing .....                       | 15                         | 19                          |
| First Downs Passing .....                       | 12                         | 8                           |
| First Downs by Penalties .....                  | 0                          | 0                           |
| <b>TOTAL FIRST DOWNS</b> .....                  | <b>27</b>                  | <b>27</b>                   |
| Number Attempts Rushing .....                   | 62                         | 51                          |
| Yards Gained Rushing .....                      | 297                        | 381                         |
| Yards Lost Rushing .....                        | 36                         | 10                          |
| <b>NET YARDS GAINED RUSHING</b> .....           | <b>261</b>                 | <b>371</b>                  |
| PASSING (Comp.-Att.-Int.) .....                 | 14-22-1                    | 10-13-0                     |
| <b>NET YARDS GAINED PASSING</b> .....           | <b>208</b>                 | <b>186</b> ✓                |
| Number Plays Rushing and Passing .....          | 84                         | 64 ✓                        |
| <b>TOTAL OFFENSE YARDAGE</b> .....              | <b>469</b>                 | <b>557</b> ✓                |
| <b>TOTAL RETURN YARDAGE (Less Kick-offs)</b> .. | <b>2</b>                   | <b>2</b>                    |
| No. Interceptions & Yards Returned .....        | 0-0                        | 1-0                         |
| <b>PUNTS (Number-Yards-Average)</b> .....       | <b>3-139-46.3</b>          | <b>2-86-43.0</b>            |
| Punts Had Blocked .....                         | 0                          | 0                           |
| <b>PUNTS RETURNED &amp; YARDAGE</b> .....       | <b>2-2</b>                 | <b>2-0</b>                  |
| <b>KICKOFFS RETURNED &amp; YARDAGE</b> .....    | <b>3-42</b>                | <b>2-81</b>                 |
| <b>PENALTIES—YARDS</b> .....                    | <b>4-33</b>                | <b>6-46</b>                 |
| <b>FUMBLES—FUMBLES LOST</b> .....               | <b>3-2</b>                 | <b>2-1</b>                  |

|                   | 1  | 2  | 3  | 4 | Total |
|-------------------|----|----|----|---|-------|
| Away VIRGINIA     | 0  | 0  | 14 | 0 | 14    |
| Home SO. CAROLINA | 10 | 17 | 7  | 7 | 41    |

Scoring: SC - WILLIAMS 7 RUN (MARINO KICK)  
 SC - FG MARINO 24  
 SC - GRANTZ 26 RUN (MARINO KICK)  
 SC - HALMINSKI 77 PASS FROM GRANTZ (MARINO KICK)  
 SC - FG MARINO 32  
 VA - SLOAN 1 RUN (HOTTOWE KICK)  
 SC - GRANTZ 48 RUN (MARINO KICK)  
 VA - FLOW 4 RUN (HOTTOWE KICK)  
 SC - GRANTZ 4 RUN (MARINO KICK)

Attendance: 51,574 Weather: FAIR

FINAL INDIVIDUAL FOOTBALL STATISTICS

VIRGINIA  
VISITOR

South Carolina  
HOME

| RUSHING  | Att. | Gain | Loss | Net | LG. |
|----------|------|------|------|-----|-----|
| ✓ SLOAN  | 27   | 169  | 3    | 166 | 20  |
| How      | 4    | 33   | 4    | 29  | 11  |
| GARDNER  | 9    | 21   | 27   | -6  | 9   |
| Copeland | 9    | 46   | 2    | 44  | 19  |
| Garber   | 5    | 19   | 0    | 19  | 9   |
| Dowe     | 1    | 4    | 0    | 4   | 4   |

| RUSHING    | Att. | Gain | Loss | Net | LG. |
|------------|------|------|------|-----|-----|
| ✓ GRANTZ   | 10   | 95   | 3    | 92  | 48  |
| ✓ WILLIAMS | 18   | 100  | 5    | 95  | 16  |
| ✓ LONG     | 9    | 103  | 0    | 103 | 36  |
| Amrein     | 3    | 56   | 2    | 54  | 13  |
| Martz      | 1    | 0    | 0    | 0   | 2   |
| Bohler     | 5    | 27   | 0    | 27  | 8   |

| PASSING   | Att. | Comp. | Intc. | Yds. | LG. |
|-----------|------|-------|-------|------|-----|
| ✓ GARDNER | 14   | 10    | 1     | 148  | 31  |
| Hitt      | 8    | 4     | 0     | 60   | 19  |

| PASSING  | Att. | Comp. | Intc. | Yds. | LG. |
|----------|------|-------|-------|------|-----|
| ✓ GRANTZ | 13   | 10    | 0     | 186  | 77  |

| PASS RECEIVING | No. | Yds. | TD | LG. |
|----------------|-----|------|----|-----|
| SROBA          | 2   | 8    | 0  | 13  |
| WICKS          | 2   | 26   | 0  | 14  |
| SLOAN          | 2   | 28   | 0  | 18  |
| ✓ FADDEN       | 4   | 73   | 0  | 24  |
| DUINN          | 2   | 23   | 0  | 12  |
| Copeland       | 1   | 31   | 0  | 31  |
| JACKSON        | 1   | 19   | 0  | 19  |

| PASS RECEIVING | No. | Yds. | TD | LG. |
|----------------|-----|------|----|-----|
| LOGAN          | 3   | 37   | 0  | 18  |
| THOMAS         | 2   | 24   | 0  | 17  |
| SALDI          | 2   | 30   | 0  | 18  |
| ✓ HALMINSKI    | 1   | 77   | 1  | 77  |
| Nemeth         | 2   | 78   | 0  | 13  |

| PUNTING     | No. | Yds. | Avg. | L.P. |
|-------------|-----|------|------|------|
| ✓ HENDERSON | 3   | 139  | 46.3 | 53   |

| PUNTING | No. | Yds. | Avg. | L.P. |
|---------|-----|------|------|------|
| GRANTZ  | 2   | 86   | 43.0 | 48   |

| PUNT RETURNS | No. | Yds. | Avg. | L.P. |
|--------------|-----|------|------|------|
| SROBA        | 1   | 0    | 0    | 0    |
| KINNEY       | 1   | 2    | 2.0  | 2    |

| PUNT RETURNS | No. | Yds. | Avg. | L.P. |
|--------------|-----|------|------|------|
| GARRETT      | 2   | 2    | 1.0  | 2    |

| KICKOFF RETURNS | No. | Yds. | Avg. | L.P. |
|-----------------|-----|------|------|------|
| Copeland        | 1   | 15   | 15.0 | 15   |
| GRIPK           | 2   | 27   | 13.5 | 22   |

| KICKOFF RETURNS | No. | Yds. | Avg. | L.P. |
|-----------------|-----|------|------|------|
| HALMINSKI       | 1   | 60   | 60.0 | 60   |
| LOGAN           | 1   | 21   | 21.0 | 21   |

| PASS INTERCEPTIONS | No. | Yds. | L.P. |
|--------------------|-----|------|------|
|                    |     |      |      |

| PASS INTERCEPTIONS | No. | Yds. | L.P. |
|--------------------|-----|------|------|
| LAWSON             | 1   | 0    | 0    |

Official Atlantic Coast Conference Statistical Form

CIRCLE ONE

HALFTIME ~~FINAL~~

TEAM STATISTICS

Virginia

South Carolina

|                          |                   |                  |
|--------------------------|-------------------|------------------|
| Total First Downs        | <u>27</u>         | <u>27</u> ✓      |
| Rushes--Yards            | <u>62-261</u>     | <u>51-371</u> ✓  |
| Passing Yards            | <u>208</u>        | <u>186</u> ✓     |
| Return Yards             | <u>2</u>          | <u>2</u>         |
| Passes (Comp.-Att.-Int.) | <u>22-1</u>       | <u>10-13-0</u>   |
| Punts (No.-Yards-Avg.)   | <u>3-139-46.3</u> | <u>2-86-43.0</u> |
| Fumbles--Lost            | <u>3-2</u>        | <u>2-1</u>       |
| Penalties--Yards         | <u>4-33</u>       | <u>6-46</u>      |

Virginia

INDIVIDUAL LEADERS

South Carolina

RUSHING

|          | Att. | Gain | Loss | Net | L.G. |
|----------|------|------|------|-----|------|
| SLOAN    | 27   | 169  | 3    | 166 | 20   |
| Flow     | 11   | 38   | 4    | 34  | 11   |
| GARDNER  | 9    | 27   | 6    | 9   |      |
| Copeland | 9    | 46   | 2    | 44  | 19   |
| GRIER    | 5    | 19   | 0    | 19  | 9    |
| Dowe     | 1    | 4    | 0    | 4   | 4    |

RUSHING

|          | Att. | Gain | Loss | Net | L.G. |
|----------|------|------|------|-----|------|
| GRANTZ   | 10   | 95   | 3    | 92  | 48   |
| WILLIAMS | 18   | 100  | 5    | 95  | 16   |
| LONG     | 9    | 103  | 0    | 103 | 36   |
| AMREIN   | 8    | 56   | 2    | 54  | 18   |
| MARTZ    | 1    | 0    | 0    | 0   | 0    |
| Bolden   | 5    | 27   | 0    | 27  | 8    |

PASSING

|         | Att. | Comp. | Int. | Yds. | L.G. |
|---------|------|-------|------|------|------|
| GARDNER | 14   | 10    | 1    | 148  | 31   |
| Hitt    | 8    | 4     | 0    | 60   | 19   |

PASSING

|        | Att. | Comp. | Int. | Yds. | L.G. |
|--------|------|-------|------|------|------|
| GRANTZ | 13   | 10    | 0    | 186  | 77   |

PASS RECEIVING

|          | No. | Yds. | TD | L.G. |
|----------|-----|------|----|------|
| SROBA    | 2   | 8    | 0  | 13   |
| Wicks    | 2   | 26   | 0  | 14   |
| SLOAN    | 2   | 28   | 0  | 18   |
| Fadden   | 4   | 73   | 0  | 24   |
| QUINN    | 2   | 23   | 0  | 12   |
| JACKSON  | 1   | 19   | 0  | 19   |
| Copeland | 1   | 13   | 0  | 13   |

PASS RECEIVING

|           | No. | Yds. | TD | L.G. |
|-----------|-----|------|----|------|
| LOGAN     | 3   | 37   | 0  | 18   |
| THOMAS    | 2   | 24   | 0  | 17   |
| SALDI     | 2   | 30   | 0  | 18   |
| HAIMINSKI | 1   | 77   | 1  | 77   |
| Nemeth    | 2   | 18   | 0  | 13   |

SOUTH CAROLINA VS VIRGINIA  
 WILLIAMS-SRICE STADIUM  
 OCTOBER 11, 1975  
 7:00 P.M.

WEATHER: TEMP: 52; SKY: Clear; WIND: Light and variable  
 CAPTAINS: SOUTH CAROLINA- Andy Nelson, Jay Saldi; VIRGINIA - Scott Gardner,  
 Tom Glasco  
 COIN TOSS: Carolina WINS toss - Will Receive - Virginia defends south goal

FIRST QUARTER

Hogawa kicks off to Helminski who returns 60 yards

CAROLINA BALL 14:52

1-10 V 34L Grantz keeps, option right 3 (Ondowski)  
 2-7 31M Williams on dive left, 3 (Fulp)  
 3-4 28L Grantz rolls right, complete to Logan (Turner) 13 yards  
 1 let ~~XXXX~~ Minter down pass, penalty on the play  
 Virginia penalized 5 yards

~~XXXX~~

1-3 7K Williams off left tackle for touchdown 34 yards in 3 plays  
 Marino's PAT good

South Carolina 7 Virginia 0

Young kicks into the End Zone, no return

VIRGINIA BALL 13:11

1-10 V 20M Gardner throws flare left to Seobe 13 (Phillips)  
 FIRST DOWN PASS  
 1-10 33 Salove carries for 2  
 2-8 35L Sloan sweeps right end 13 yards, FIRST DOWN RUSH  
 1-10 47R Sloan up the middle (Cuxrier) 3 yards  
 2-10 SC 45R Sloan sweeps right (Nott) FIRST DOWN RUSH 4 yards  
 1-10 42R Sloan carries left side (DePasquale) 1 no gain  
~~XXXX~~  
 2-10 42R Gardner to throw, scrambles and gains 2 (Manzari)  
 1-8 40L Gardner throws, intercepted by ~~EMM~~ Laws, no return

CAROLINA BALL 10:25

1-10 SC 26M Williams carries option right (Leahitt) 2 yards  
 2-8 28R Grantz loses three, broken play (Ocbowski)  
 3-11 25R Grantz throws quick pass to Thomas, complete (Quinn) 17 yards  
 FIRST DOWN RUSH  
 1-10 42M Long off right tackle for 21 yards, FIRST DOWN RUSH (Powers)  
 1-10 V 37R Long off right tackle for 19 yards, FIRST DOWN RUSH (Dagabrough)  
 1-10 19R Williams on dive left, rambles for 12 yards FIRST DOWN RUSH (POWER)  
 1-goal 6M Long fights for 4 yards off right tackle  
 2-goal 2M Grantz passes incomplete to Saldi in End Zone  
 3-goal 2M Grantz keeps on option left, no gain  
 4-goal 2L South Carolina penalized 5 yards for delay of game  
 4-goal 7L Marino kicks 24 yard field goal  
South Carolina 10 Virginia 0

Young kicks into and out of the end zone

VIRGINIA BALL 6:07

1-10 V 20M Gardner throws incomplete to ~~XXXXXXXXXX~~ Stobe  
 2-10 20M Sloan around right side, gain of 6, (Phillips)  
 3-4 26L Sloan blazes off right tackle, 15 yards FIRST DOWN RUSH (Adamski)  
 1-10 41L Sloan three left tackle for ~~XXXXXXXXXXXX~~ 4 yards (Nott)  
 2-6 45L Sloan scampers right end, run out of bounds (R Adamski)  
 FIRST DOWN RUSH  
 1-10 44L Copeland carries for 19 yards FIRST DOWN RUSH  
 1-10 25R Sloan ~~XXXX~~ off left tackle 1 yard (DePasquale)  
 2-8 24M Virginia penalized 5 yards, illegal procedure  
 2-14 29M Copeland on draw, 6 yards, fumbles, recovered by Blackmon

CAROLINA BALL 3:34

1-10 23M Grantz carries left, 6 yards (Dagabrough)  
 2-4 29L Grantz keeps option ~~XXXX~~ right, gains 2 (Plardy)  
 3-2 31L Williams off left tackle, 1 yard (Kenney)  
 4-1 32L Grantz goes to Stobe ~~XXXXXXXXXX~~ 48 yards (Dantonio)

VIRGINIA BALL 1:40

1-10 20M Copeland carries on the right side, 1 yard (McGregor)  
 2-8 25M Copeland sweeps left end, (DePasquale) 17 yards  
 2-11 19M Gardner to throw, under pressure, scrambles (Manzari) 2 yards

SECOND QUARTER

4-3 V 28R Henderson punts to Garrett (Henderson) 37 yard punt  
South Carolina penalized 15 yards for clipping

~~XXX~~ ~~XX~~  
~~XXX~~

CAROLINA BALL 14:49

1-10 19R Grantz carries for 3'  
2-7 21M Grantz throws play action pass complete to Saldi (Walchaak)  
First down pass  
1-10 34R Grantz throws ~~EA~~ play action pass to Saldi, left side (Morris)  
First down pass, 18 yards  
1-10 V 48M Amrein carries off left tackle (Morris) 18 yards FIRST DOWN RUSH  
1-10 30L Long off right tackle, 4 yards (F. Morris)  
2-6 26M Play action pass, Grantz over throws Stevens  
3-6 26M Grantz keeps option left, scampers 26 yards for TOUCHDOWN  
Marino PAT good, 81 yards in 7 plays 12:08 SC 17 V 0

Young kicks off to Copeland, returns 15 yards (Janus)

VIRGINIA BALL 12:03

1-10 V 16M Hitt at QB; Copeland carries (Blackmon) 3 yards  
2-7 19M Sloan stopped on right side (Blackmon, McGregor) 1 yard  
3-6 20M Hitt passes complete to Wicks (Blackmon) First down pass, 12 yd.  
1-10 32R Flow carries for 2 (McGregor)  
2-8 34M Sloan carries left on option left (Garrett) 7 yards  
3-1 41L Sloan threw left tackle for 4 yards (Phillip) FIRST DOWN RUSH  
1-10 45L Hitt on play action pass throws incomplete for Wicks (Shue)  
2-10 45L Flow losses 4 on option left (Garrett)  
3-14 41L Hitt throws, screen right pass complete to Sloan (Blackmon)  
Penalty on ~~XXX~~ play, Virginia penalized for clipping - 15 yards  
10 yard gain, 15 yard penalty  
3-20 36L Flow carries left on draw; (Phillips) 12 yards  
4-9 47L Henderson kicks into the end zone, no return, 53 yard punt

CAROLINA BALL 7:29

1-10 20M Williams on left tackle (Kenney) 3 yards  
2-7 23M Grantz passes ~~E~~ long to Helinski for touchdown pass 77 yard pass  
play. FIRST DOWN PASS  
Marino's PAT good. 80 yards in 2 plays S. C. 24 Virginia 0

Young kicks floater to Greer, tackled on 6 (Tisdale) 5 yard return

VIRGINIA BALL 6:40

1-10 V 6M Hitt at QB; Sloan sweeps right, FIRST DOWN RUSH, 17 yards  
1-10 25R Gardner at QB, carries round left end for 4 yards (Phillips)  
2-6 29L Sloan on option right (Bernish) 5 yards  
3-1 34R Sloan hit at the line of scrimmage, left tackle (Barber) no gain  
inches short of a first down  
4-1 34R Gardner on sneak, 3 yards, FIRST DOWN RUSH (Prezioso)  
1-10 37M Copeland tries to sweep right end for 1 yard (Dantonio)  
2-9 38R Gardner to throw, scrambles and is sacked, -11 yards (DePasquale)  
~~XXX~~  
3-20 27L Gardner to throw, sacked in the pocket, (Manvari) -9  
4-29 16L Henderson punts to Garrett at 33; flags on the play  
49 yard punt (Wicks) 2 yard return, South Carolina penalized  
15 yards clipping

CAROLINA BALL 3:01

1-10 20R (Kenney) Williams carries for 1  
2-9 21M Amrein on option left (Powers) 3 yards  
3-6 24R Williams on trap up the middle (Bowie) 13 yards FIRST DOWN RUSH  
1-10 37M Williams again on trap up the middle (Rosborough) 13 yards  
FIRST DOWN RUSH  
1-10 V 50L Grantz throws quick pass over the middle to Nemeth (Walchaak)  
13 yards, First Down pass  
1-10 37M TIME OUT, SOUTH CAROLINA  
1-10 37M Grantz throws incomplete to Helinski  
2-10 37M Grantz throws complete to Nemeth, 5 yards (Pfabe)  
3-5 32L TIME OUT SOUTH CAROLINA, 1 remaining ;59 ~~XX~~ seconds  
3-5 32L Grantz rolls right, throws complete to Thomas (Rosborough)  
First down pass, 7 yards  
1-10 25R Williams run out of bounds on right side, -1 yards, (Bowie)  
2-11 26R Williams threw left tackle, 5 yards  
3-6 21M Williams rambles ~~XXXX~~ through left side, 7 yards FIRST DOWN RUS  
1-10 19M Carolina takes last time out; 16 seconds remaining  
1-10 19M Marino kicks 32 yard field goal, 12 seconds remaining

SOUTH CAROLINA 27 Virginia 0

12 seconds remaining

Young kicks into end zone; no return

VIRGINIA BALL :11

1-10 7 20M Gardner at QB; Sloan carries on draw, (Green) FIRST DOWN RUSH  
18 yards. TIME OUT, VIRGINIA, 3 seconds

1-10 36L Sloan on draw (Smith) 9 yards

HALF TIME SCORE: South Carolina 27 Virginia 0



Official Atlantic Coast Conference Statistical Form

HALFTIME FINAL

TEAM STATISTICS

VIRGINIA

South Carolina

Total First Downs .....  
 Rushes--Yards .....  
 Passing Yards .....  
 Return Yards .....  
 Punts (Comp.-Att.-Bt.) .....  
 Punt (No. Yards-Avg.) .....  
 Fumbles--Lost .....  
 Penalties--Yards .....

11  
 23-158  
 35  
 0  
 3-4-1  
 3-131-46.3  
 2-1  
 2-28

16  
 25-172  
 162  
 2  
 3-1-0  
 1-48-48.0  
 0-0  
 3-35

INDIVIDUAL LEADERS

VIRGINIA

South Carolina

| PLAYER   | Att. | Gain | Loss | Net | Yds. |
|----------|------|------|------|-----|------|
| Sloan    | 16   | 113  | 0    | 113 | 18   |
| Flow     | 5    | 28   | 4    | 19  | 11   |
| Gardner  | 6    | 18   | 30   | -2  | 7    |
| Capehart | 6    | 30   | 2    | 28  | 17   |

| PLAYER   | Att. | Gain | Loss | Net | Yds. |
|----------|------|------|------|-----|------|
| Grant    | 7    | 40   | 3    | 37  | 26   |
| Williams | 12   | 66   | 0    | 66  | 12   |
| Long     | 4    | 48   | 0    | 48  | 14   |
| Quinn    | 2    | 21   | 0    | 21  | 16   |

| PLAYER  | Att. | Comp. | Int. | Yds. | LG. |
|---------|------|-------|------|------|-----|
| GARDNER | 3    | 1     | 1    | 13   | 13  |
| HITT    | 2    | 2     | 0    | 22   | 10  |

| PLAYER | Att. | Comp. | Int. | Yds. | LG. |
|--------|------|-------|------|------|-----|
| GRANT  | 11   | 2     | 0    | 127  | 7   |

| PLAYER | No. | Yds. | TD | LG. |
|--------|-----|------|----|-----|
| Sloan  | 1   | 13   | 0  | 13  |
| Wicks  | 1   | 12   | 0  | 12  |
| Sloan  | 1   | 10   | 0  | 10  |

| PLAYER    | No. | Yds. | TD | LG. |
|-----------|-----|------|----|-----|
| Logan     | 1   | 13   | 0  | 13  |
| Thompson  | 2   | 29   | 0  | 15  |
| Sale      | 2   | 31   | 0  | 15  |
| Halmowski | 1   | 11   | 0  | 11  |
| Newirth   | 2   | 11   | 0  | 11  |

ATTENDANCE: 51,574

THIRD QUARTER

Virginia will receive, South Carolina will defend the north goal.

XXXXXXXXXXXXXXXXXXXXXXXXXXXXXXXXXXXXXXXXXXXXXXXXXXXXXXXXXXXXXXXXXXXX

Young kicked into and out of the end zone.

VIRGINIA BALL 15:00

|         |     |                                                                             |
|---------|-----|-----------------------------------------------------------------------------|
| 1-10    | 20M | Sloan sweeps right end (Moore, Blackmon) 2 yards                            |
| 2-8     | 21R | Gardner throws complete to Fadden, 12 yards FIRST DOWN RUSH                 |
| 1-10    | 24L | Sloan carries for 1. (Menzari)                                              |
| 1-9     | 25M | Gardner throws complete to Wicks (Laws) 14 yards FIRST DOWN PASS            |
| 1-10    | 49R | Sloan off left tackle (DePasquale) 1 yard                                   |
| XXXX    | 5R  |                                                                             |
| 1-9     | 50  | Sloan on draw, FIRST DOWN RUSH, 12 yards (Sugart)                           |
| 1-10 SC | 30R | Gardner throws complete to Fadden (Adamaki) 18 yards, first down pass       |
| 1-10    | 20M | Sloan sweeps left end (Adamaki) 9 yard gain                                 |
| 2-1     | 11L | Flow dives over center, (McGregor) 2 yds. FIRST DOWN RUSH                   |
| 1-goal  | 7L  | Sloan on wide sweep right (Blackmon) 6 yds.                                 |
| 2-goal  | 3R  | (DePasquale) Sloan gets 1 over left tackle                                  |
| 3-goal  | 2R  | Sloan carries, flags on play. (Menzari) S.C. penalized 5 yd. for off sides. |
| 3-goal  | 1M  | Sloan plunges 1 yd. off right tackle for touchdown                          |

Hotcove's PAT is good. S. C. 27 Virginia 7

They went 80 yards in 12 plays Time: 10:08

Hotcove kicks to Logan who returns 21 yards (GLASTON)

CAROLINA BALL 10:02

|        |     |                                                                                                                                    |
|--------|-----|------------------------------------------------------------------------------------------------------------------------------------|
| 1-10   | 28M | Long carries for 2 (Blackworth)                                                                                                    |
| 2-8    | 30M | Long carries over right tackle (Bonds) 8 yards FIRST DOWN RUSH                                                                     |
| 1-10   | 35R | Long sweeps wide on left side (Walshack) 9 yards                                                                                   |
| 2-1    | 47L | Williams dives through left tackle (Leavitt) 5 yards FIRST DOWN RUSH                                                               |
| 1-10 V | 48L | Williams carries and is hit at line of scrimmage no gain XX (TURNER)                                                               |
| 2-10   | 45L | Grants keeps option left, reverses field, runs 48 yards for TD and FIRST DOWN RUSH. Marino's PAT is good. 22 yds. in 6 plays. 7:02 |

South Carolina 34 Virginia 7

Young kicks to Greer who returns 22 yards to 25.

VIRGINIA BALL: 6:57

|             |     |                                                                                                                     |
|-------------|-----|---------------------------------------------------------------------------------------------------------------------|
| 1-10        | 25M | Flags on play. S.C. penalized illegal procedure.                                                                    |
| 1-5         | 30M | Gardner throws (Laws) complete to Quinn, 12 yds. FIRST DOWN PASS                                                    |
| 1-10        | 42R | Gardner throws complete to Fadden on left side (Adamaki) 24 yd. First down pass                                     |
| 1-10 SC     | 34L | Copeland sweeps right (Prozioso) 1 yd.                                                                              |
| 2-9         | 33R | Gardner attempts to sweep left (Prierson) loses 2 yd.                                                               |
| 3-11        | 35R | # Gardner takes draw, throws screen left complete to Copeland who runs 31 yd. FIRST DOWN PASS (XXXXXXXX) (Sanford)  |
| XXXX 1-goal | 4   | Flow runs 4 yards up middle for touchdown. PAT by Hotcove good. TIME: 4:44 6 plays in 75 yards. S.C. 34 Virginia 14 |

Hotcove kicks into the end zone to Bahinski. no return

CAROLINA BALL: 4:48

1-10 SC 20M America fumbles into line. Wade recovers. loss of 2

VIRGINIA BALL 4:48

|         |     |                                                               |
|---------|-----|---------------------------------------------------------------|
| 1-10 SC | 18M | Gardner throws out of bounds. Intended for Fadden.            |
| 2-10    | 13M | Flow fights way over right guard. (Phillips) 6 yds.           |
| 3-4     | 12M | Sloan on sweep left. (Blackmon) 2 yd.                         |
| 4-2     | 10L | Gardner sweeps wide. 3 yds. FIRST DOWN RUSH                   |
| 1-goal  | 7R  | Flow up the middle, fights for 1 yd. (Moore)                  |
| 2-goal  |     | Gardner pitches to Sloan, fumble on play (Prierson) loss of 3 |

CAROLINA BALL 2:26

|           |     |                                                                      |
|-----------|-----|----------------------------------------------------------------------|
| 1-10      | 9R  | Williams fumbles, loses 4, recovered by Long                         |
| XXXX 2-14 | 5   | Genatz carries 3 yds. (Marbury)                                      |
| 3-11      | 8M  | Long runs over right tackle. FIRST DOWN RUSH. 36 yd. gain (McBanick) |
| 1-10      | 54R | Genatz rolls left, complete to Logan on left side, 6 yd.             |
| 2-4       | 50L | Long on draw. no yards. (F. Morris)                                  |

END OF THIRD QUARTER: S. C. 34 Virginia 14

FOURTH QUARTER

2-4 SC 50L Williams through left tackle (F. Morris) 9 yds. FIRST DOWN RUSH  
 1-10 V 41L Grantz on play action pass throws complete to Logan over middle.  
 First down pass. 18 yds. (Bowie)  
 1-10 23M Williams over left tackle (Meade) gains 3.  
 2-7 20M Williams races through big hole over left tackle. 16 yd. FIRST  
 DOWN RUSH. (Rosborough)  
 1-goal 4M Grantz keeps on option right. 4 yd. TIME: 12:56. Marino's  
 PAT good 91 yds. in 10 plays. :S. C. 41 Virginia 14

Young kicks to Grear who downs in end zone.

VIRGINIA BALL: 12:56

1-10 V 20M Sloan takes hand-off and races for 20 yds. (Laws) FIRST DOWN RUSH  
 1-10 40L Gardner passes complete to Sloan (Mott) over middle. FIRST DOWN PASS  
 18 yds.  
 1-10 SC 42R Flow carries over middle (Mott) 1 yd.  
 2-9 41R Copeland on draw, rambles for 9 yd (Blackmon and Mott) FIRST DOWN RUSH  
 1-10 32L Gardner throws complete to Quinn for 11. First Down Pass  
 (Currier)  
 1-10 21M Copeland gets 6.  
 2-4 15R Sloan on draw (Bernish) gets 2. (McGregor)  
 3-2 13R Flag on play. Gardner throws complete to Fadden. Illegal procedure  
 against Virginia, 5 yards. Play nullified.  
 3-7 18R Gardner throws to Fadden on right side, incomplete. (Sanford)  
 4-7 18R Gardner throws to wide side of field, complete to Sroba - 5 yards

CAROLINA BALL 9:31

1-10 V 23R Marks at QB. Amerein over left tackle. TIME OUT: South Carolina  
 5 yds.  
 2-5 28M Marks keeps option left. no gain. (Choma)  
 3-5 28M South Carolina penalized 5 yds. for delay of game.  
 3-10 23M Bolden runs over left tackle for 5 yds. (Choma)  
 4-5 28L Grantz punts. (Dantonio) 2 yd. return Kinny.

VIRGINIA BALL 7:56


1-10 SC 36 M Grear sweeps left side (Frierson) 3 yd.  
 2-7 39L Hitt at QB, throws complete to Fadden. 19 yds.  
 1-10 SC 42R Hitt over throws Quinn  
 2-10 42R Grier carries on delay over left tackle, 9 yd. (Smith and Bernish)  
 3-1 33M Grier veers to left for 3. (Prezioso) FIRST DOWN RUSH  
 1-10 SC 30L Hitt throws complete to Quinn. (Sanford)  
 2-10 30L Dowe carries into the line, 4 yds. (Prezioso)  
 3-6 26M Hitt throws quick pass to Jackson FIRST DOWN ~~XXXXXXXXXXXX~~ Pass  
 19 yds (Nelson, Sanford)  
 1-goal 7R Grier gets 2 yds. (Sanford)  
 2-goal 5 Grier runs through left tackle (Prezioso) 2 yds. (tough ones!)  
 3-goal 3M Hitt to throw, scrambles and is sacked (Prezioso, Bernish) -5 yd.  
 4-goal 8M Hitt throws out of bounds at goal line for Berce.

CAROLINA BALL 3:13

1-10 SC 6M Amerein over right tackle, gets 3 yards (Pfabe)  
 2-7 11M Amerein on draw, FIRST DOWN RUSH, 10 yds. (Browning)  
 1-10 21M Bolden carries through the line for 7 yds.  
 2-3 28M Amerein through right tackle, 6 yd. FIRST DOWN RUSH (Walchack)  
 1-10 34M Bolden carries on draw for 2 yards (Ramsey)  
 2-8 36M Amerein runs through right sides, 11 yds. FIRST DOWN RUSH (Walchack)  
 1-10 47R Bolden carries over left side, (Zimmerman) 5 yds.  
 2-5 V 47 Bolden carries for 8 yds. FIRST DOWN RUSH (Mayer)

FINAL SCORE: SOUTH CAROLINA 41 VIRGINIA 14

COACHES' QUOTES

S.C.  
  
5

Coach Randle:

"We were beat by a mighty fine football team. I want to commend Jim Carlen on the very fine job he's doing here at South Carolina.

"They play the game the way it's supposed to be played. Our folks just don't want to play.

"How many times did we punt? We stopped ourselves by fumbles, interceptions and leaving the ball on the ground.

"Certainly I was pleased with Dave Sloan, but you play with a lot more folks than just David Sloan. He really cares. When we get enough like him at Virginia who care enough then we'll be a pretty good football team.

"The way things went in practice last week was the same way it went out there tonight. We left 6 starters at home. That had to hurt us. And one, John Choma, played very little tonight because he re-sprained his ankle.

"When we used Andy Hitt we just wanted to give him a shot. Scotty wasn't getting it done.

"There are a whole lot of things up in the air right now and I hope we can get them resolved by Tuesday. Our practice last week was pathetic.

"With 3 freshman in the secondary I would have thrown it as much as they did also.

Coach Carlen:

"I congratulate our defense for their play because Virginia has an excellent offensive team and their coaching staff had an outstanding game plan against us. It's a good feeling to be 4-1 at this time but now we go on the road for 3 straight weeks and they're all going to be tough.

"I wouldn't swap Jeff Grantz for any quarterback in the country and that's not taking anything away from Scott Gardner because he's a fine quarterback also.

"Virginia picked our defense very well and out-smatted us several times but that goes back to Virginia's preparation and execution. Our offense however, got some key points when we needed them.

"Jeff does a lot of things well but I'd say the best part of his game is reading on the option. He can do a lot of things well.

"Our defense is going to give up some yardage but I salute their effort tonight. Holding Virginia to 14 points is quite an achievement when you consider the personnel they have on offense."

OFFICIAL STATISTICS REPORT  
 VIRGINIA TECH VS. UNIV. VIRGINIA  
 Lane Stadium; Oct. 18, 1975

(Handwritten scribble)  
 b

WEATHER CONDITIONS: Temperature 60° F - Wind variable 5 mph N<sup>W</sup> - partly cloudy  
 20 % chance of rain

CAPTAINS: VA. TECH: ALL SENIORS with 8 Galloway & 22 Perdue  
 VIRGINIA: 13 Scott Gardner & Tom Glassic 79

ATTENDANCE: 41,000

SCORE BY PERIODS

| TEAM           | 1  | 2 | 3  | 4 | TOTAL |
|----------------|----|---|----|---|-------|
| UNIV. VIRGINIA | 0  | 6 | 11 | 0 | 17    |
| VIRGINIA TECH  | 14 | 7 | 0  | 3 | 24    |

SCORING SUMMARY

| TEAM | QTR. | TIME  | PLAY                                | SCORE    |     |
|------|------|-------|-------------------------------------|----------|-----|
|      |      |       |                                     | VA. TECH | UVA |
| Tech | 1st  | 9:44  | Rogers run 5 (Latimer kick)         | 7        | 0   |
| Tech | 1st  | 4:42  | Inge, 28 pass Rogers (Latimer kick) | 14       | 0   |
| UVA  | 2nd  | 14:21 | Padden, 15 pass Gardner (kick fail) | 14       | 6   |
| Tech | 2nd  | 10:45 | Adams, 5 run (Latimer kick)         | 21       | 6   |
| UVA  | 3rd  | 10:04 | Copeland, 2 run (Gardner to Quinn)  | 21       | 14  |
| UVA  | 3rd  | 3:24  | Hottowe 32 FG                       | 21       | 17  |
| Tech | 4th  | 2:02  | Latimer 32 FG                       | 24       | 17  |
|      |      |       |                                     |          |     |
|      |      |       |                                     |          |     |
|      |      |       |                                     |          |     |
|      |      |       |                                     |          |     |
|      |      |       |                                     |          |     |
|      |      |       |                                     |          |     |

# FLASH FOOTBALL STATS

Quick Halftime and After Game Reports of Vital Team Statistics and Individual Leaders  
(Approved Wire Services Form)

HALFTIME ←

Circle One →

FINAL

TEAM STATISTICS

|                                                 | VIRGINIA<br>VISITORS | VA. TECH<br>HOME TEAM |
|-------------------------------------------------|----------------------|-----------------------|
| Score . . . . .                                 | 17                   | 24                    |
| First Downs . . . . .                           | 23                   | 23 ✓                  |
| Rushes-Yards . . . . .                          | 47 - 94 ✓            | 66 - 275 ✓            |
| Passing Yardage . . . . .                       | 270                  | 98                    |
| *Return Yardage . . . . .                       | 70                   | 114                   |
| Passes (Compl'd - Att'd - Had Intc'd) . . . . . | <del>18</del> 31 - 4 | 6 - 11 - 98           |
| Punts (Number - Average) . . . . .              | 4 - 46.5             | 6 - 44.2              |
| Fumbles (Number - Lost) . . . . .               | 4 - 1                | <del>4</del> 1        |
| Penalties (Number - Yards) . . . . .            | 3 - 25               | 6 - 55                |

\*Return of Punts, Intercepted Passes and Fumbles (not kickoffs).

INDIVIDUAL LEADERS

VIRGINIA  
VISITORS

VA. TECH  
HOME TEAM

| RUSHING  | Att'd | Net Yards | For TD | Long Gain |
|----------|-------|-----------|--------|-----------|
| SLOAN    | 16    | 79        | 0      | 24        |
| COPELAND | 14    | 30        | 1      | 11        |
| FLOW     | 6     | 18        | 0      | 11        |

| RUSHING | Att'd | Net Yards | For TD | Long Gain |
|---------|-------|-----------|--------|-----------|
| COLES   | 25    | 104       | 0      | 8         |
| ADAMS   | 21    | 113       | 23     | 1         |
| ROGERS  | 16    | 45        | 1      | 8         |

| PASSING  | Att.-Compl.-H.I. | Yds. | For TD |
|----------|------------------|------|--------|
| GREZNER  | 30 - 18 - 4      | 270  | 1      |
| COPELAND | 1 - 0 - 0        | 0    | 0      |

| PASSING | Att.-Compl.-H.I. | Yds. | For TD |
|---------|------------------|------|--------|
| ROGERS  | 11 - 6 - 0       | 98   | 1      |
|         | - - -            | -    | -      |

| PASS RECEIVING | No. | Yards | For TD |
|----------------|-----|-------|--------|
| FADDEN         | 4   | 67    | 1      |
| WICKS          | 4   | 40    | 0      |
| BERCE          | 3   | 50    | 0      |

| PASS RECEIVING | No. | Yards | For TD |
|----------------|-----|-------|--------|
| GALLOWAY       | 3   | 48    | 0      |
| INGE           | 2   | 40    | 1      |
| COLES          | 1   | 10    | 0      |

| PUNTING   | No. | Avg. | Long Gain |
|-----------|-----|------|-----------|
| HENDERSON | 4   | 46.5 | 60        |

| PUNTING   | No. | Avg. | Long Gain |
|-----------|-----|------|-----------|
| MC DRNIEL | 6   | 44.2 | 48        |

FINAL INDIVIDUAL FOOTBALL STATISTICS

VIRGINIA

VISITORS

| RUSHING   | Avg | Net Yards | Per TD | Long Gain |
|-----------|-----|-----------|--------|-----------|
| Gardner   | 8   | (60)      |        | 5         |
| Sloan ✓   | 16  | 79        |        | 24        |
| Capeland  | 14  | 30        | 1      | 11        |
| Flaw      | 6   | 18        |        | 11        |
| Henderson | 1   | 15        |        | 15        |
| Dowe      | 2   | 12        |        | 12        |
| TOTALS    | 49  | 94        | 1      |           |

| PASSING   | Att-Comp-Int. | Yards | Per TD | Long Gain |
|-----------|---------------|-------|--------|-----------|
| GRADNER ✓ | 30 - 18 - 4   | 270   | 1      | 26        |
| COPELAND  | 1 - 0 - 0     | 0     | 0      | 0         |
| TOTALS    | 31 - 18 - 4   | 270   | 1      | 26        |

| PASS RECEIVING | No. | Yds. | Per TD | Long Gain |
|----------------|-----|------|--------|-----------|
| Fadden ✓       | 4   | 67   | 1      | 23        |
| Sloan          | 2   | 12   |        | 10        |
| Quinn          | 1   | 13   |        | 13        |
| Vicks          | 4   | 40   |        | 13        |
| Coleman        | 1   | 18   |        | 18        |
| Maddox         | 1   | 1    |        | 1         |
| Berco          | 3   | 50   |        | 19        |
| COPELAND       | 1   | 26   |        | 26        |
| Dowe           | 1   | 41   |        | 41        |
| TOTALS         | 18  | 270  | 1      |           |

| PUNTING     | No. | Yards | Avg. | Long Gain |
|-------------|-----|-------|------|-----------|
| HENDERSON ✓ | 4   | 186   | 46.5 | 60        |
| TOTALS      | 4   | 186   | 46.5 | 60        |

| ALL RETURNS | Punts |      | Kickoffs |      | Interceptions |      |
|-------------|-------|------|----------|------|---------------|------|
|             | No.   | Yds. | No.      | Yds. | No.           | Yds. |
| Clasper     | 2     | 14   | -        | -    | -             | -    |
| Sloan       | 1     | 56   | -        | -    | -             | -    |
| Maddox      | 2     | 16   | 1        | 16   | -             | -    |
| Walsbach    | 3     | 15   | 1        | 15   | -             | -    |
| TOTALS      | 3     | 60   | 2        | 31   | -             | -    |

VA. TECH

HOME TEAM

| RUSHING  | Avg | Net Yards | Per TD | Long Gain |
|----------|-----|-----------|--------|-----------|
| Rogers   | 16  | 45        | 1      | 8         |
| Coles ✓  | 25  | 104       |        | 8         |
| Adams ✓  | 21  | 113       | 1      | 23        |
| Blueford | 1   | 4         |        | 4         |
| Heath    | 3   | 9         |        | 4         |
| TOTALS   | 66  | 275       | 2      |           |

| PASSING | Att-Comp-Int. | Yards | Per TD | Long Gain |
|---------|---------------|-------|--------|-----------|
| ROGERS  | 11 - 6 - 0    | 98    | 1      | 28        |
| TOTALS  | 11 - 6 - 0    | 98    | 1      | 28        |

| PASS RECEIVING | No. | Yds. | Per TD | Long Gain |
|----------------|-----|------|--------|-----------|
| GALLOWAY       | 3   | 48   |        | 21        |
| INGE           | 2   | 40   | 1      | 28        |
| COLES          | 1   | 10   |        | 10        |
| TOTALS         | 6   | 98   | 1      |           |

| PUNTING     | No. | Yards | Avg. | Long Gain |
|-------------|-----|-------|------|-----------|
| MC-DONIEL ✓ | 6   | 265   | 44.2 | 48        |
| TOTALS      | 6   | 265   | 44.2 | 48        |

| ALL RETURNS | Punts |        | Kickoffs |      | Interceptions |      |
|-------------|-------|--------|----------|------|---------------|------|
|             | No.   | Yds.   | No.      | Yds. | No.           | Yds. |
| Tharker     | -     | -      | -        | -    | 1             | 16   |
| Cannon      | -     | -      | -        | -    | 1             | 25   |
| Harman      | -     | -      | -        | -    | 1             | 47   |
| Hardee      | 2     | 28     | -        | -    | 1             | 0    |
| Smith       | -     | 0 - 0  | 0        | 0    | 0             | 0    |
| Coles       | -     | 1 - 13 | -        | -    | -             | -    |
| Blueford    | -     | 2 - 36 | -        | -    | -             | -    |
| TOTALS      | 2     | 28     | 3        | 49   | 4             | 86   |

DATE 10/18/75

GAME \_\_\_\_\_

## DEFENSIVE STATISTICS

| HOME <u>VA TECH</u> | T | AT | VISITORS <u>U. Va.</u> | T  | AT |
|---------------------|---|----|------------------------|----|----|
| Patterson           | 4 | 3  | Bowie                  | 6  | 2  |
| Mc Carter           | 5 | 4  | Ozdowski               | 6  | 2  |
| Nardee              | 5 | 2  | Hackworth              | 1  | 2  |
| Beasley             | 4 | 2  | Keto                   | 6  | 1  |
| Houseright          | 7 | 1  | Kennedy                | 4  | 3  |
| Faulkner            | 2 | 1  | Mc Daniel              | 3  | -  |
| Thacker             | 5 | 2  | Morris, F.             | 11 | -  |
| Cooper              | 1 | -  | Turner                 | 13 | 2  |
| Razzano             | 8 | 5  | Pfabe                  | 5  | 2  |
| De Hart             | 1 | -  | Roseborough            | 2  | -  |
| Davis, F.           | 1 | -  | Glasper                | 3  | -  |
| Norman              | 5 | 1  | Browning               | 1  | -  |
| Perdue              | 5 | 3  | Glossic                | 3  | -  |
| Bradley             | 3 | 3  | Flow                   | 1  | -  |
| Heath               | 1 | -  | Powers                 | -  | 1  |
| Cannon              | 2 | 1  | Leavitt                | 2  | -  |
| Smith, G.           | 1 | -  | Maude                  | 1  | 1  |
| Blueford            | 1 | -  | Williams               | 1  | -  |
| Casey               | 1 | -  | Walchack               | 1  | -  |
|                     |   |    | Morris, J.             | 1  | -  |

T-PRIMARY TACKLE/ AT-ASSISTED TACKLE

FUMBLE RECOVERY Rogers 1, Stollings 1,FUMBLE RECOVERY Gardner 2, Turner 1, Keto 1PASSES INTERCEPTED Thacker 1

PASSES INTERCEPTED \_\_\_\_\_

Cannon 1, Norman 1, Nardee 1

PASSES DEFLECTED \_\_\_\_\_

PASSES DEFLECTED PfabeBLOCKED KICKS Smith, R 1

BLOCKED KICKS \_\_\_\_\_



DATE 10/18/75

GAME \_\_\_\_\_

## DEFENSIVE STATISTICS

| HOME <u>VA TECH</u> | T | AT | VISITORS <u>U. Va.</u> | T  | AT |
|---------------------|---|----|------------------------|----|----|
| Patterson           | 4 | 3  | Bowie                  | 6  | 2  |
| Mc Carter           | 5 | 4  | Ozdowski               | 6  | 2  |
| Hardee              | 5 | 2  | Hachworth              | 1  | 2  |
| Beasley             | 4 | 2  | Keto                   | 6  | 1  |
| Houseright          | 7 | 1  | Kenney                 | 4  | 3  |
| Faulkner            | 2 | 1  | Mc Daniel              | 3  | -  |
| Thacker             | 5 | 2  | Morris, F.             | 11 | -  |
| Cooper              | 1 | -  | Turner                 | 13 | 2  |
| Razzano             | 8 | 5  | Pfabe                  | 5  | 2  |
| De Hart             | 1 | -  | Roseborough            | 2  | -  |
| Davis, F.           | 1 | -  | Glasper                | 3  | -  |
| Harman              | 5 | 1  | Browning               | 1  | -  |
| Perdue              | 5 | 3  | Classic                | 3  | -  |
| Bradley             | 3 | 3  | Flow                   | 1  | -  |
| Heath               | 1 | -  | Powers                 | -  | 1  |
| Cannon              | 2 | 1  | Leavitt                | 2  | -  |
| Smith, G.           | 1 | -  | Moade                  | 1  | 1  |
| Blueford            | 1 | -  | Williams               | 1  | -  |
| Casey               | 1 | -  | Walchack               | 1  | -  |
|                     |   |    | Morris, J.             | 1  | -  |

T-PRIMARY TACKLE/ AT-ASSISTED TACKLE

FUMBLE RECOVERY Rogers 1, Stollings 1,FUMBLE RECOVERY Gardner 2, Turner 1, Keto 1PASSES INTERCEPTED Thacker 1

PASSES INTERCEPTED \_\_\_\_\_

Cannon 1, Harman 1, Hardee 1

PASSES DEFLECTED \_\_\_\_\_

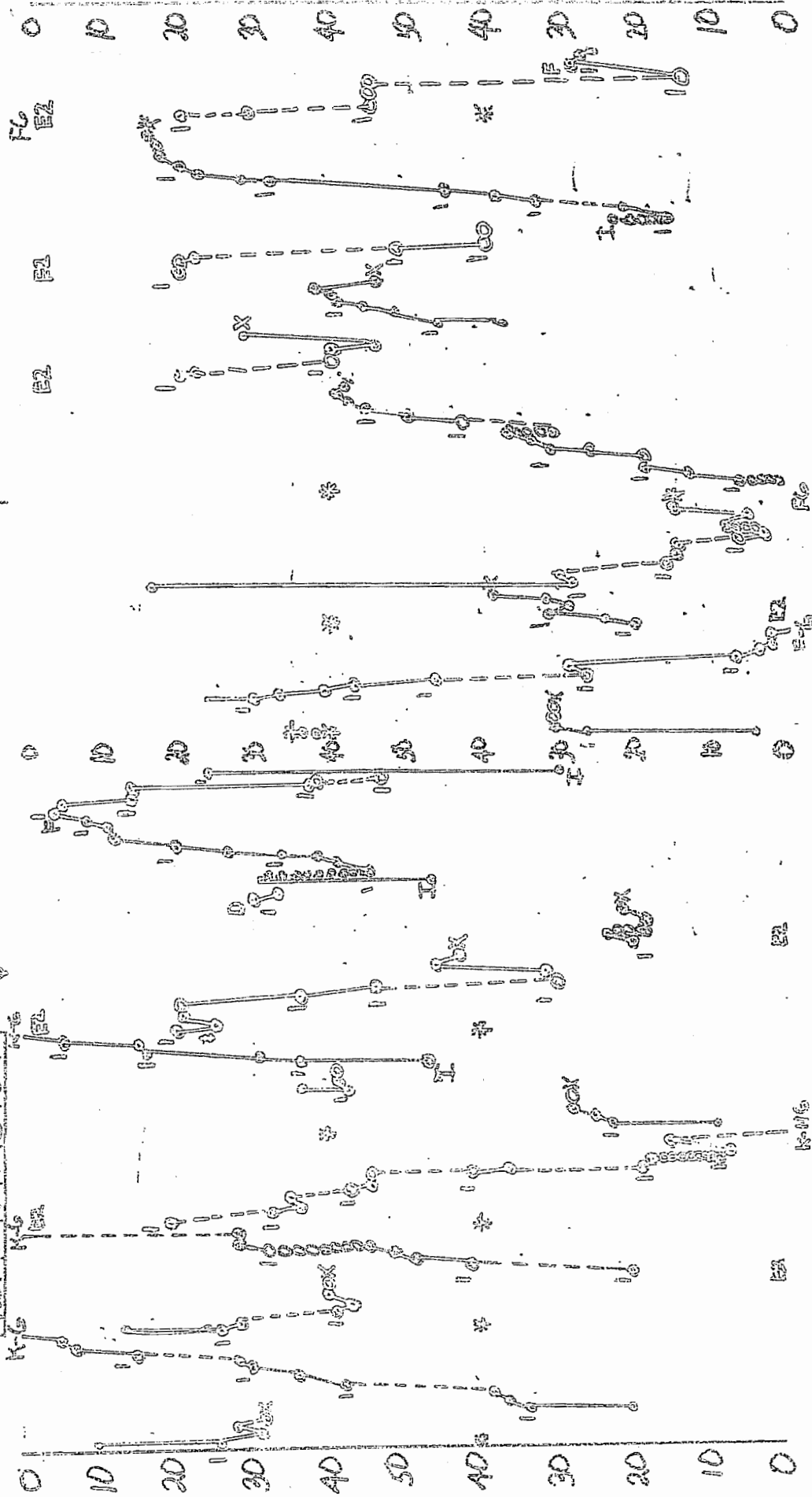
PASSES DEFLECTED PfabeBLOCKED KICKS Smith, R 1

BLOCKED KICKS \_\_\_\_\_

|    |   |   |    |   |    |
|----|---|---|----|---|----|
| Va | 0 | 6 | 11 | 9 | 17 |
| Va | 1 | 4 | 7  | 0 | 3  |
|    |   |   |    |   |    |
|    |   |   |    |   |    |

Virginia at Virginia Tech

Oct. 18, 1975



|      |      |      |      |       |       |       |       |       |       |       |       |       |       |       |       |       |       |       |       |       |       |       |       |       |       |       |       |       |       |       |       |       |       |       |        |        |        |        |        |        |        |        |        |        |        |        |        |        |        |        |        |        |        |        |        |        |        |        |        |        |        |        |        |        |        |        |        |        |        |        |        |        |        |        |        |        |        |        |        |        |        |        |        |        |        |        |        |        |        |        |        |        |        |        |        |        |        |        |        |        |        |        |        |        |        |        |        |        |        |        |        |        |        |        |        |        |        |        |        |        |        |        |        |        |        |        |        |        |        |        |        |        |        |        |        |        |        |        |        |        |        |        |        |        |        |        |        |        |        |        |        |        |        |        |        |        |        |        |        |        |        |        |        |        |        |        |        |        |        |        |        |        |        |        |        |        |        |        |        |        |        |        |        |        |        |        |        |        |        |        |        |        |        |        |        |        |        |        |        |        |        |        |        |        |        |        |        |        |        |        |        |        |        |        |        |        |        |        |        |        |        |        |        |        |        |        |        |        |        |        |        |        |        |        |        |        |        |        |        |        |        |        |        |        |        |        |        |        |        |        |        |        |        |        |        |        |        |        |        |        |        |        |        |        |        |        |        |        |        |        |        |        |        |        |        |        |        |        |        |        |        |        |        |        |        |        |        |        |        |        |        |        |        |        |        |        |        |        |        |        |        |        |        |        |        |        |        |        |        |        |        |        |        |        |        |        |        |        |        |        |        |        |        |        |        |        |        |        |        |        |        |        |        |        |        |        |        |        |        |        |        |        |        |        |        |        |        |        |        |        |        |        |        |        |        |        |        |         |         |         |         |         |         |         |         |         |         |         |         |         |         |         |         |         |         |         |         |         |         |         |         |         |         |         |         |         |         |         |         |         |         |         |         |         |         |         |         |         |         |         |         |         |         |         |         |         |         |         |         |         |         |         |         |         |         |         |         |         |         |         |         |         |         |         |         |         |         |         |         |         |         |         |         |         |         |         |         |         |         |         |         |         |         |         |         |         |         |         |         |         |         |         |         |         |         |         |         |         |         |         |         |         |         |         |         |         |         |         |         |         |         |         |         |         |         |         |         |         |         |         |         |         |         |         |         |         |         |         |         |         |         |         |         |         |         |         |         |         |         |
|------|------|------|------|-------|-------|-------|-------|-------|-------|-------|-------|-------|-------|-------|-------|-------|-------|-------|-------|-------|-------|-------|-------|-------|-------|-------|-------|-------|-------|-------|-------|-------|-------|-------|--------|--------|--------|--------|--------|--------|--------|--------|--------|--------|--------|--------|--------|--------|--------|--------|--------|--------|--------|--------|--------|--------|--------|--------|--------|--------|--------|--------|--------|--------|--------|--------|--------|--------|--------|--------|--------|--------|--------|--------|--------|--------|--------|--------|--------|--------|--------|--------|--------|--------|--------|--------|--------|--------|--------|--------|--------|--------|--------|--------|--------|--------|--------|--------|--------|--------|--------|--------|--------|--------|--------|--------|--------|--------|--------|--------|--------|--------|--------|--------|--------|--------|--------|--------|--------|--------|--------|--------|--------|--------|--------|--------|--------|--------|--------|--------|--------|--------|--------|--------|--------|--------|--------|--------|--------|--------|--------|--------|--------|--------|--------|--------|--------|--------|--------|--------|--------|--------|--------|--------|--------|--------|--------|--------|--------|--------|--------|--------|--------|--------|--------|--------|--------|--------|--------|--------|--------|--------|--------|--------|--------|--------|--------|--------|--------|--------|--------|--------|--------|--------|--------|--------|--------|--------|--------|--------|--------|--------|--------|--------|--------|--------|--------|--------|--------|--------|--------|--------|--------|--------|--------|--------|--------|--------|--------|--------|--------|--------|--------|--------|--------|--------|--------|--------|--------|--------|--------|--------|--------|--------|--------|--------|--------|--------|--------|--------|--------|--------|--------|--------|--------|--------|--------|--------|--------|--------|--------|--------|--------|--------|--------|--------|--------|--------|--------|--------|--------|--------|--------|--------|--------|--------|--------|--------|--------|--------|--------|--------|--------|--------|--------|--------|--------|--------|--------|--------|--------|--------|--------|--------|--------|--------|--------|--------|--------|--------|--------|--------|--------|--------|--------|--------|--------|--------|--------|--------|--------|--------|--------|--------|--------|--------|--------|--------|--------|--------|--------|--------|--------|--------|--------|--------|--------|--------|--------|--------|--------|--------|--------|--------|--------|--------|--------|--------|--------|--------|--------|--------|--------|--------|--------|--------|--------|--------|--------|--------|--------|--------|--------|--------|--------|--------|--------|--------|--------|--------|--------|--------|--------|--------|--------|--------|--------|--------|--------|--------|--------|--------|--------|--------|--------|--------|--------|---------|---------|---------|---------|---------|---------|---------|---------|---------|---------|---------|---------|---------|---------|---------|---------|---------|---------|---------|---------|---------|---------|---------|---------|---------|---------|---------|---------|---------|---------|---------|---------|---------|---------|---------|---------|---------|---------|---------|---------|---------|---------|---------|---------|---------|---------|---------|---------|---------|---------|---------|---------|---------|---------|---------|---------|---------|---------|---------|---------|---------|---------|---------|---------|---------|---------|---------|---------|---------|---------|---------|---------|---------|---------|---------|---------|---------|---------|---------|---------|---------|---------|---------|---------|---------|---------|---------|---------|---------|---------|---------|---------|---------|---------|---------|---------|---------|---------|---------|---------|---------|---------|---------|---------|---------|---------|---------|---------|---------|---------|---------|---------|---------|---------|---------|---------|---------|---------|---------|---------|---------|---------|---------|---------|---------|---------|---------|---------|---------|---------|---------|---------|---------|---------|---------|---------|---------|---------|---------|---------|---------|---------|
| TIME | 1327 | 3:44 | 7:18 | 14:42 | 18:21 | 21:10 | 24:18 | 27:07 | 29:44 | 32:07 | 34:44 | 37:21 | 40:07 | 42:54 | 45:41 | 48:28 | 51:15 | 54:02 | 56:49 | 59:36 | 62:23 | 65:10 | 67:57 | 70:44 | 73:31 | 76:18 | 79:05 | 81:52 | 84:39 | 87:26 | 90:13 | 92:59 | 95:46 | 98:33 | 101:20 | 104:07 | 106:54 | 109:41 | 112:28 | 115:15 | 118:02 | 120:49 | 123:36 | 126:23 | 129:10 | 131:57 | 134:44 | 137:31 | 140:18 | 143:05 | 145:52 | 148:39 | 151:26 | 154:13 | 157:00 | 159:47 | 162:34 | 165:21 | 168:08 | 170:55 | 173:42 | 176:29 | 179:16 | 182:03 | 184:50 | 187:37 | 190:24 | 193:11 | 195:58 | 198:45 | 201:32 | 204:19 | 207:06 | 209:53 | 212:40 | 215:27 | 218:14 | 221:01 | 223:48 | 226:35 | 229:22 | 232:09 | 234:56 | 237:43 | 240:30 | 243:17 | 246:04 | 248:51 | 251:38 | 254:25 | 257:12 | 260:00 | 262:47 | 265:34 | 268:21 | 271:08 | 273:55 | 276:42 | 279:29 | 282:16 | 285:03 | 287:50 | 290:37 | 293:24 | 296:11 | 298:58 | 301:45 | 304:32 | 307:19 | 310:06 | 312:53 | 315:40 | 318:27 | 321:14 | 324:01 | 326:50 | 329:37 | 332:24 | 335:11 | 337:58 | 340:45 | 343:32 | 346:19 | 349:06 | 351:53 | 354:40 | 357:27 | 360:14 | 363:01 | 365:50 | 368:37 | 371:24 | 374:11 | 376:58 | 379:45 | 382:32 | 385:19 | 388:06 | 390:53 | 393:40 | 396:27 | 399:14 | 402:01 | 404:50 | 407:37 | 410:24 | 413:11 | 415:58 | 418:45 | 421:32 | 424:19 | 427:06 | 429:53 | 432:40 | 435:27 | 438:14 | 441:01 | 443:50 | 446:37 | 449:24 | 452:11 | 454:58 | 457:45 | 460:32 | 463:19 | 466:06 | 468:53 | 471:40 | 474:27 | 477:14 | 480:01 | 482:50 | 485:37 | 488:24 | 491:11 | 493:58 | 496:45 | 499:32 | 502:19 | 505:06 | 507:53 | 510:40 | 513:27 | 516:14 | 519:01 | 521:50 | 524:37 | 527:24 | 530:11 | 532:58 | 535:45 | 538:32 | 541:19 | 544:06 | 546:53 | 549:40 | 552:27 | 555:14 | 558:01 | 560:50 | 563:37 | 566:24 | 569:11 | 571:58 | 574:45 | 577:32 | 580:19 | 583:06 | 585:53 | 588:40 | 591:27 | 594:14 | 597:01 | 599:50 | 602:37 | 605:24 | 608:11 | 610:58 | 613:45 | 616:32 | 619:19 | 622:06 | 624:53 | 627:40 | 630:27 | 633:14 | 636:01 | 638:50 | 641:37 | 644:24 | 647:11 | 650:00 | 652:47 | 655:34 | 658:21 | 661:08 | 663:55 | 666:42 | 669:29 | 672:16 | 675:03 | 677:50 | 680:37 | 683:24 | 686:11 | 688:58 | 691:45 | 694:32 | 697:19 | 700:06 | 702:53 | 705:40 | 708:27 | 711:14 | 714:01 | 716:50 | 719:37 | 722:24 | 725:11 | 727:58 | 730:45 | 733:32 | 736:19 | 739:06 | 741:53 | 744:40 | 747:27 | 750:14 | 753:01 | 755:50 | 758:37 | 761:24 | 764:11 | 766:58 | 769:45 | 772:32 | 775:19 | 778:06 | 780:53 | 783:40 | 786:27 | 789:14 | 792:01 | 794:50 | 797:37 | 800:24 | 803:11 | 805:58 | 808:45 | 811:32 | 814:19 | 817:06 | 819:53 | 822:40 | 825:27 | 828:14 | 831:01 | 833:50 | 836:37 | 839:24 | 842:11 | 844:58 | 847:45 | 850:32 | 853:19 | 856:06 | 858:53 | 861:40 | 864:27 | 867:14 | 870:01 | 872:50 | 875:37 | 878:24 | 881:11 | 883:58 | 886:45 | 889:32 | 892:19 | 895:06 | 897:53 | 900:40 | 903:27 | 906:14 | 909:01 | 911:50 | 914:37 | 917:24 | 920:11 | 922:58 | 925:45 | 928:32 | 931:19 | 934:06 | 936:53 | 939:40 | 942:27 | 945:14 | 948:01 | 950:50 | 953:37 | 956:24 | 959:11 | 961:58 | 964:45 | 967:32 | 970:19 | 973:06 | 975:53 | 978:40 | 981:27 | 984:14 | 987:01 | 989:50 | 992:37 | 995:24 | 998:11 | 1000:58 | 1003:45 | 1006:32 | 1009:19 | 1012:06 | 1014:53 | 1017:40 | 1020:27 | 1023:14 | 1026:01 | 1028:50 | 1031:37 | 1034:24 | 1037:11 | 1040:00 | 1042:50 | 1045:40 | 1048:30 | 1051:20 | 1054:10 | 1057:00 | 1059:50 | 1062:40 | 1065:30 | 1068:20 | 1071:10 | 1074:00 | 1076:50 | 1079:40 | 1082:30 | 1085:20 | 1088:10 | 1091:00 | 1093:50 | 1096:40 | 1099:30 | 1102:20 | 1105:10 | 1108:00 | 1110:50 | 1113:40 | 1116:30 | 1119:20 | 1122:10 | 1125:00 | 1127:50 | 1130:40 | 1133:30 | 1136:20 | 1139:10 | 1142:00 | 1144:50 | 1147:40 | 1150:30 | 1153:20 | 1156:10 | 1159:00 | 1161:50 | 1164:40 | 1167:30 | 1170:20 | 1173:10 | 1176:00 | 1178:50 | 1181:40 | 1184:30 | 1187:20 | 1190:10 | 1193:00 | 1195:50 | 1198:40 | 1201:30 | 1204:20 | 1207:10 | 1210:00 | 1212:50 | 1215:40 | 1218:30 | 1221:20 | 1224:10 | 1227:00 | 1229:50 | 1232:40 | 1235:30 | 1238:20 | 1241:10 | 1244:00 | 1246:50 | 1249:40 | 1252:30 | 1255:20 | 1258:10 | 1261:00 | 1263:50 | 1266:40 | 1269:30 | 1272:20 | 1275:10 | 1278:00 | 1280:50 | 1283:40 | 1286:30 | 1289:20 | 1292:10 | 1295:00 | 1297:50 | 1300:40 | 1303:30 | 1306:20 | 1309:10 | 1312:00 | 1314:50 | 1317:40 | 1320:30 | 1323:20 | 1326:10 | 1329:00 | 1331:50 | 1334:40 | 1337:30 | 1340:20 | 1343:10 | 1346:00 | 1348:50 | 1351:40 | 1354:30 | 1357:20 | 1360:10 | 1363:00 | 1365:50 | 1368:40 | 1371:30 | 1374:20 | 1377:10 | 1380:00 | 1382:50 | 1385:40 | 1388:30 | 1391:20 | 1394:10 | 1397:00 | 1400:00 |
|------|------|------|------|-------|-------|-------|-------|-------|-------|-------|-------|-------|-------|-------|-------|-------|-------|-------|-------|-------|-------|-------|-------|-------|-------|-------|-------|-------|-------|-------|-------|-------|-------|-------|--------|--------|--------|--------|--------|--------|--------|--------|--------|--------|--------|--------|--------|--------|--------|--------|--------|--------|--------|--------|--------|--------|--------|--------|--------|--------|--------|--------|--------|--------|--------|--------|--------|--------|--------|--------|--------|--------|--------|--------|--------|--------|--------|--------|--------|--------|--------|--------|--------|--------|--------|--------|--------|--------|--------|--------|--------|--------|--------|--------|--------|--------|--------|--------|--------|--------|--------|--------|--------|--------|--------|--------|--------|--------|--------|--------|--------|--------|--------|--------|--------|--------|--------|--------|--------|--------|--------|--------|--------|--------|--------|--------|--------|--------|--------|--------|--------|--------|--------|--------|--------|--------|--------|--------|--------|--------|--------|--------|--------|--------|--------|--------|--------|--------|--------|--------|--------|--------|--------|--------|--------|--------|--------|--------|--------|--------|--------|--------|--------|--------|--------|--------|--------|--------|--------|--------|--------|--------|--------|--------|--------|--------|--------|--------|--------|--------|--------|--------|--------|--------|--------|--------|--------|--------|--------|--------|--------|--------|--------|--------|--------|--------|--------|--------|--------|--------|--------|--------|--------|--------|--------|--------|--------|--------|--------|--------|--------|--------|--------|--------|--------|--------|--------|--------|--------|--------|--------|--------|--------|--------|--------|--------|--------|--------|--------|--------|--------|--------|--------|--------|--------|--------|--------|--------|--------|--------|--------|--------|--------|--------|--------|--------|--------|--------|--------|--------|--------|--------|--------|--------|--------|--------|--------|--------|--------|--------|--------|--------|--------|--------|--------|--------|--------|--------|--------|--------|--------|--------|--------|--------|--------|--------|--------|--------|--------|--------|--------|--------|--------|--------|--------|--------|--------|--------|--------|--------|--------|--------|--------|--------|--------|--------|--------|--------|--------|--------|--------|--------|--------|--------|--------|--------|--------|--------|--------|--------|--------|--------|--------|--------|--------|--------|--------|--------|--------|--------|--------|--------|--------|--------|--------|--------|--------|--------|--------|--------|--------|--------|--------|--------|--------|--------|--------|--------|--------|--------|--------|--------|--------|--------|--------|--------|--------|--------|--------|--------|--------|--------|--------|--------|--------|--------|--------|---------|---------|---------|---------|---------|---------|---------|---------|---------|---------|---------|---------|---------|---------|---------|---------|---------|---------|---------|---------|---------|---------|---------|---------|---------|---------|---------|---------|---------|---------|---------|---------|---------|---------|---------|---------|---------|---------|---------|---------|---------|---------|---------|---------|---------|---------|---------|---------|---------|---------|---------|---------|---------|---------|---------|---------|---------|---------|---------|---------|---------|---------|---------|---------|---------|---------|---------|---------|---------|---------|---------|---------|---------|---------|---------|---------|---------|---------|---------|---------|---------|---------|---------|---------|---------|---------|---------|---------|---------|---------|---------|---------|---------|---------|---------|---------|---------|---------|---------|---------|---------|---------|---------|---------|---------|---------|---------|---------|---------|---------|---------|---------|---------|---------|---------|---------|---------|---------|---------|---------|---------|---------|---------|---------|---------|---------|---------|---------|---------|---------|---------|---------|---------|---------|---------|---------|---------|---------|---------|---------|---------|---------|

Code: Run --- Pass occasionally b, b First Down. X Punt \* Place Kick FC Fair Catch D-Downed  
 RD-Batted Dead OB-Out of Bounds F-Fumble I-Intercepted Pass EE-End Zone G-Good  
 NG-No Good R-Run P-Pass K-Kick S-Safety

FIRST HALF DRIVE CHART

| TEAM | WHERE  | HOW  | WHEN  | WHERE            | HOW             | WHEN            | LENGTH        | PLS.         | TIME            |
|------|--------|------|-------|------------------|-----------------|-----------------|---------------|--------------|-----------------|
| Va.  | Va. 10 | KO   | 14:57 | Va 32            | Punt            | 13:40           | 22            | 3            | 1:17            |
| VT   | VT 19  | Punt | 13:36 | Va. G            | TD              | 9:44            | 81            | 10           | 3:52            |
| Va.  | Va. 13 | KO   | 9:44  | Va. 40           | Punt            | 7:27            | 29            | 5            | 2:17            |
| VT   | VT 20  | Punt | 7:20  | Va G             | TD              | 4:42            | 80            | 7            | 2:38            |
| Va   | Va. 20 | KO   | 4:41  | VT G             | TD              | 14:21           | 80            | 14           | 5:20            |
| VT   | VT 9   | KO   | 14:21 | VT 26            | Punt            | 13:39           | 17            | 3            | 0:52            |
| Va   | Va. 37 | Punt | 13:28 | VT 47            | INT             | 12:30           | 16            | 3            | 0:58            |
| VT   | VT 47  | INT  | 12:30 | Va. G            | TD              | 10:45           | 53            | 5            | 1:45            |
| Va   | Va. 20 | KO   | 10:45 | <del>VT 47</del> | <del>Punt</del> | <del>9:43</del> | <del>36</del> | <del>9</del> | <del>4:02</del> |
| VT   | VT 20  | Punt | 10:43 | VT 22            | Punt            | 5:44            | 2             | 4            | 0:59            |
| Va   | Va. 30 | Punt | 5:25  | VT 47            | INT             | 5:07            | 17            | 2            | 0:18            |
| VT   | VT 47  | INT  | 5:07  | Va. 3            | Fum             | 1:44            | 50            | 9            | 4:23            |
| Va   | Va 3   | Fum  | 1:44  | VT 30            | INT             | 0:10            | 67            | 7            | 0:34            |
| VT   | VT 30  | INT  | 0:10  | Va. 23           | Time            | 0:00            | 17            | -            | 0:10            |
|      |        |      |       |                  |                 |                 |               |              |                 |
|      |        |      |       |                  |                 |                 |               |              |                 |
|      |        |      |       |                  |                 |                 |               |              |                 |
|      |        |      |       |                  |                 |                 |               |              |                 |
|      |        |      |       |                  |                 |                 |               |              |                 |
|      |        |      |       |                  |                 |                 |               |              |                 |
|      |        |      |       |                  |                 |                 |               |              |                 |
|      |        |      |       |                  |                 |                 |               |              |                 |
|      |        |      |       |                  |                 |                 |               |              |                 |
|      |        |      |       |                  |                 |                 |               |              |                 |

SECOND HALF DRIVE CHART

| TEAM | WHERE | HOW  | WHEN  | WHERE | HOW       | WHEN  | LENGTH              | PLYS. | TIME |
|------|-------|------|-------|-------|-----------|-------|---------------------|-------|------|
| VT   | VT 3  | KO   | 15:00 | VT 30 | Punt      | 14:15 | 27                  | 3     | 0:45 |
| Va.  | Va 23 | Punt | 14:08 | VT 6  | TD        | 10:00 | 77                  | 11    | 4:08 |
| VT   | VT 20 | KO   | 10:00 | VT 39 | Punt      | 7:59  | 19                  | 5     | 2:01 |
| Va.  | Va 16 | Punt | 7:55  | VT 12 | ATT<br>FG | 3:24  | <del>72</del><br>85 | 8     | 4:31 |
| VT   | VT 1  | KO   | 3:24  | Va 42 | Punt      | 13:25 | 57                  | 14    | 4:59 |
| Va.  | Va 20 | Punt | 13:20 | Va 28 | Punt      | 11:06 | 8                   | 5     | 2:14 |
| VT   | VT 38 | Punt | 11:02 | Va 46 | Punt      | 8:02  | 16                  | 6     | 3:00 |
| Va.  | Va 20 | Punt | 7:56  | VT 23 | INT       | 6:15  | 57                  | 6     | 1:41 |
| VT   | VT 23 | INT  | 6:15  | Va 15 | ATT<br>FG | 2:07  | <del>62</del>       | 11    | 4:08 |
| Va.  | Va 20 | KO   | 2:02  | VT 28 | Flm       | 0:49  | 72                  | 6     | 1:13 |
| VT   | VT 28 | Flm  | 0:49  | VT 26 | Time      | 0:00  | -2                  | 2     | 0:49 |
|      |       |      |       |       |           |       |                     |       |      |
|      |       |      |       |       |           |       |                     |       |      |
|      |       |      |       |       |           |       |                     |       |      |
|      |       |      |       |       |           |       |                     |       |      |
|      |       |      |       |       |           |       |                     |       |      |
|      |       |      |       |       |           |       |                     |       |      |
|      |       |      |       |       |           |       |                     |       |      |
|      |       |      |       |       |           |       |                     |       |      |
|      |       |      |       |       |           |       |                     |       |      |
|      |       |      |       |       |           |       |                     |       |      |
|      |       |      |       |       |           |       |                     |       |      |
|      |       |      |       |       |           |       |                     |       |      |
|      |       |      |       |       |           |       |                     |       |      |
|      |       |      |       |       |           |       |                     |       |      |
|      |       |      |       |       |           |       |                     |       |      |
|      |       |      |       |       |           |       |                     |       |      |

VIRGINIA TECH VS. UNIV. VIRGINIA

THIRD DOWN SITUATIONS

| TEAM  | YD. LINE | YDS. TO GO | PLAY           | CONV? | TEAM | YD. LN. | YDS. TO GO | PLAY           | CONV? |
|-------|----------|------------|----------------|-------|------|---------|------------|----------------|-------|
| UVA   | UVA 28   | 3-8        | 4 YD PASS      | 0-1   | UVA  | UVA 40  | 3-1        | 3 YD RUN       | 1-1   |
| VPI   | VPI 43   | 3-5        | 14 YD PASS     | 1-1   | UVA  | VPI 2   | 3-2        | 0 YD RUN       | 1-2   |
| VPI   | UVA 5    | 3-1        | ROGERS 5 RUN   | 2-2   | UVA  | VPI 2   | 4-2        | 2 YD RUN       | 2-3   |
| UVA   | UVA 40   | 3-11       | PASS INC       | 0-2   | VPI  | VPI 32  | 3-10       | ROGERS 7 RUN   | 0-1   |
| VPI   | 50       | 3-1        | ROGERS 4 RUN   | 3-3   | UVA  | VPI 15  | 3-8        | 10 YD PASS     | 3-4   |
| VPI   | UVA 28   | 3-6        | ROGERS 26 PASS | 4-4   | UVA  | VPI 4   | 3-4        | -11 SACK       | 3-5   |
| UVA   | UVA 35   | 3-8        | 9 YD PASS      | 1-3   | VPI  | VPI 26  | 3-2        | COLES 5 RUN    | 1-2   |
| UVA   | UVA 46   | 3-8        | 13 YD PASS     | 2-4   | VPI  | VPI 33  | 3-9        | ROGERS 10 PASS | 2-3   |
| UVA   | VPI 15   | 3-15       | 15 YD PASS     | 3-5   | VPI  | UVA 41  | 3-6        | COLES -1 RUN   | 2-4   |
| VPI   | VPI 26   | 3-5        | PASS INC       | 4-5   | UVA  | UVA 46  | 3-4        | -18 SACK       | 3-6   |
| UVA   | UVA 43   | 3-11       | PASS INTER     | 3-6   | VPI  | UVA 41  | 3-7        | ROGERS SACKED  | 2-5   |
| UVA   | UVA 21   | 3-9        | PASS INC       | 3-7   | UVA  | UVA 22  | 3-8        | 26 YD PASS     | 4-7   |
| UVA   | UVA 21   | 4-9        | 15 YD RUN      | 4-8   | VPI  | UVA 18  | 3-8        | COLES 3 RUN    | 7-6   |
| UVA   | VPI 47   | 3-27       | 4 YD RUN       | 4-9   | UVA  | UVA 45  | 3-10       | 41 YD PASS     | 5-8   |
| VPI   | VPI 19   | 3-11       | ADAMS 3 RUN    | 4-6   |      |         |            |                |       |
| VPI   | UVA 37   | 3-1        | ROGERS 4 RUN   | 5-7   |      |         |            |                |       |
| VPI   | UVA 12   | 3-3        | ADAMS 4 RUN    | 6-8   |      |         |            |                |       |
| * VPI | VPI 30   | 3-7        | PASS INC       | 6-9   |      |         |            |                |       |
|       |          |            |                |       |      |         |            |                |       |
|       |          |            |                |       |      |         |            |                |       |
|       | UVA      | 9-17       |                |       |      |         |            |                |       |
|       | VPI      | 8-15       |                |       |      |         |            |                |       |
|       |          |            |                |       |      |         |            |                |       |
|       |          |            |                |       |      |         |            |                |       |

UVA

\* 1st Series of the 2nd half

VIRGINIA TECH vs UVA LANE STADIUM October 18, 1975  
FIRST QUARTER 8:22 vs 13:79 UVA WON TOSS AND RECEIVE SOUTH END 1:32 pm

Team Yard Hash Down and

Ball Line Mark Yards to go defense  
T T 40 m kickoff - Maddox on 10 back to 2 6 (Latimer)  
V V 26 m 1st 10 - Gardner roll rt 5 yds Thacker  
V V 31 r 2nd 5 - Sloan lost 3 Patterson Ra z  
V V 28 l 3rd 8 - Gardner pas to Sloan 4 yds McCarter  
V V 32 l 4th 4 - Henderson kick to Hardee 19 back to 38 3:49 kick 19 return 13:27  
T T 39 l 1st 10 - Coles in line 3 yds Kenny  
T T 42 l 2nd 7 - Coles rt end 21 yd  
T T 43 r 3rd 7 - Rogers pas to Galloway 14 yds 1st down  
T V 43 l 1st 10 - 12:20 - Rogers rt side 7 yds Turner  
T V 36 m 2nd 3 - Rogers rt side 6 yds 1st down 11:42 Turner  
T V 30 m 1st 10 - Adams in line 2 yds 13 Morris  
T V 28 m 2nd 8 - Rogers pas rt to Galloway 17 yds 1st down 10:48  
T V 15 - Coles rt side 8 yds Kaw  
T V 7 r 2nd 2 - Heath counter in line 2 yds  
T V 5 r 3rd short - Rogers in 4 yds 8 9:44 9:44 Latimer pat good  
Tech 7 UVA 0

T T 40 m kickoff Latimer kick to Walchack 15 yd ret  
V V 26 m 1st 10 - Sloan in line 2 yds Housewright  
V V 28 m 2nd 8 - Gardner to Quinn 13 yds 1st down 8:53  
V V 41 m 1st 10 - Sloan in line 3 yds Housewright  
V V 44 l 2nd 7 - Sloan lost 4 yds Beas McCart  
V V 40 l 3rd 11 - Gardner to Fadden rt side inc 7:27  
V V 40 4th 11 - Henderson kick ez 60 yd kick 7:18  
T T 20 m 1st 10 - Rogers pas rt side to Galloway 21 yds 1st down 7:12  
T T 41 r 1st 10 - Coles rt side 7 yds Kenny  
T T 48 r 2nd 3 - Adams left side 3 yds TO measure short 4" Ozd  
T V 49 r 3rd short - Rogers left side 3 yds 1st down flag 15 yds per foul 1st d own 6:27  
T V 32 r 1st 10 - Coles rt side 4 yds  
T V 28 r 2nd 6 - Adams in line no gain  
T V 28 r 3rd 6 - Rogers delay pas to Inge 28 yds 1st down 4:42 pat Latimer good  
Tech 14 UVA 0

T T 40 m kickoff - Latimer to Maddox deep in ez  
V V 20 m 1st 10 - Gardner to Wicks 13 yds 1st d down  
V V 33 m 1st 10 - Sloan 3 yds McCar M  
V k 36 m 2nd 7 - Fumble rec by Carter lost 1  
V V 35 m 3rd 8 - Gardner middle to Wicks 9 ys 1st down 3:11  
V V 44 m 1st 10 - Flow in line 2 yds Thacker  
V V 46 l 2nd 8 - kGardner rol it pas to Wicks inc s 2 18 Harman  
V V 46 l 3rd 8 - Gardner rt side to Fadden 13 yds 1st down 2:10 Harman Thack  
V T 41 r 1st 10 - Copeland 4 yds Thacker  
V T 37 m 2nd 6 - Gardner rol rt pas rt side to Collieran 18 yds 1st down 1:11  
V T 19 r 1st 10 - Copeland left end 1 yd Perdue  
V T 18 l 2nd 9 - Gardner to Quinn inc flag def int 9 yd pen 0:32 1st down  
V T 9 l 1st goal - Sloan in line 3 yds Faulkner  
V T 6 l 2nd goal

END FIRST QUARTER TECH 14 L UVA 0

SECOND QUARTER

Team Yard Hash Down and

Ball Line Mark Yards to go

|                                                                           |                                         |                    |
|---------------------------------------------------------------------------|-----------------------------------------|--------------------|
| V T 6 l 2nd goal - Gardner rol rt lost 9 yds                              | TO UVA 14:27                            | defense            |
| V T 15 r 3rd goal - k Gardner pas middle Fadden 15 yds score              | 14:21 pat                               | Hottowe ng (SMITH) |
| TECH 14 UVA 6                                                             |                                         |                    |
| V V 40 m kickoff - Hottowe kick to Coles on 9 back to 22                  | 13 yds                                  |                    |
| T T 22 r 1st 10 - Blueford rt side                                        | 4 yds                                   | F Morris           |
| T T 26 r 2nd 6 - Rogers rol left                                          | 1 yd 13:36                              |                    |
| T T 27 l 3rd 5 - Rogrs pas rt side to Galloway ob                         | 13:29                                   |                    |
| T T 26 l 4th 6 - McDaniel kick to Kenny                                   | 37 yd kick fumble Turner rec            |                    |
| V V 44 r 1st 10 - Gardner pas Copeland                                    | lost 1 yd                               | Patterson          |
| V V 43 l 2nd 11 - Gardner pas very long inc                               | 12:37                                   |                    |
| V V 43 l 3rd 11 - Gardner pas int by Thacker                              | 47 back to 37 16 yds                    | 12:28              |
| T V 37 l 1st 10 - Adams rt side                                           | 6 yds                                   | Hackworth          |
| T V 31 m 2nd 4 - Adams rt side                                            | 14 yds 1st down Philbrick hurt off time | 11:55              |
| T V 17 m 1st 10 - Coles rt end                                            | 2 yds                                   | team               |
| T V 15 r 2nd 8 - Adams left side                                          | 10 yds 1st down                         | 11:05              |
| T V 5 m 1st goal - Adams rt side                                          | 5 yds score 10:45                       | Latimer PAT good   |
| TECH 21 UVA 6                                                             |                                         |                    |
| T T 40 m kickoff - Latimer to Maddox in ez                                | 10:44                                   |                    |
| V V 20 m 1st 10 - k Sloan left side                                       | 5 ys                                    | Razzano            |
| V V 25 l 2nd 5 - Sloan in line fumbled rec by Gardner                     | lost 4 yds                              | 9:55               |
| V V 21 l 3rd 9 - Gardner screen left to Sloan inc                         | 9:31                                    |                    |
| V V 21 l 4th 9 - Henderson kick to run                                    | 15 yds 1st down                         | Purdue             |
| V V 36 m 1st 10 - Copeland left side                                      | 12 yds 1st down                         | TKO TECH 8:50      |
| V V 47 l 1st 10 - Gardner rol rt pas to Patten                            | 23 yds 1st down                         | 8:42               |
| V T 30 r 1st 10 - Copeland l left side                                    | lost 1 yd                               | House              |
| V T 31 m 2nd 11 - Gardner to pass                                         | lost 16 yds                             | RAZZAND            |
| V T 47 l 3rd 27 - Copeland delay                                          | 4 yds                                   | Thacker            |
| V T 43 l 4th 23 - to ez flag proc pen declined                            | 6:43                                    |                    |
| T T 20 m 1st 10 - Rogers rol left                                         | 3 yds                                   | 6:37               |
| T T 23 l 2nd 7 - Coles rt side flag                                       | 5 yds motion                            |                    |
| T T 19 m 2nd 11 - Rogers pas to Kick inc                                  | 6:09                                    | Roseb              |
| T T k 19 m 3rd 11 - Adams rt side                                         | 3 2 yds                                 | F Morris           |
| T T 22 m 4th 8 - McDaniel kick dead on 30                                 | 48 yd kick                              | 5:24               |
| V V 30 r 1st 10 - Sloan left end                                          | 3 yds                                   | 5:17               |
| V V 33 l 2nd 7 - Gardner pas rt side int by Cannon                        | 47 back to 32 flag 15 yd clip           |                    |
| T V 47 l 1st 10 - 5:07 - Coles rt side                                    | 7 yds                                   |                    |
| T V 40 m 2nd 3 - Adams left side                                          | 2 yds                                   | Kennye             |
| T V 38 l 3rd 1 - Rogers left end                                          | 4 yds 1st down                          | 4:00               |
| T V 34 l 1st 10 - Coles rt end                                            | 7 yds                                   | Bowie              |
| T V 27 r 2nd 3 - Adams left side                                          | 7 yds 1st down                          | Turner             |
| T V 20 m 1st 10 - Coles rt side                                           | 4 yds                                   | Turner             |
| T V 16 r 2nd 6 - Rogers rt side                                           | 3 yds                                   | F Morris           |
| T V 13 r 3rd 3 - Adams middle                                             | 42 yds 1st down TO measure              | 2:07               |
| T V 9 r 1st 10 - Adams in line fumbled                                    | 6 yds BUT                               | KETO rec           |
| V k 3 m 1st 10 - Sloan in line                                            | 2 yds                                   | House              |
| V T 5 l 2nd 8 - Sloan left side                                           | 9 yds 1st down                          | 1:09               |
| V T 14 l 1st 10 - (TO Tech 1:09) Gardner pas long out of bounds to Maddox | 1:03                                    |                    |
| V V 14 l 2nd 10 - Sloan left side                                         | 24 yds 1st down                         | 0:56               |
| V V 38 l 1st 10 - Gard to Maddox left screen                              | 1 yd                                    | Hardoe             |
| V k 39 2nd 9 - Gardner to Wicks                                           | 9 yds to measure                        | 0:12               |
| V V 48 1st 10 pas rt side int by Hardee                                   | 47 yd rec int on 30                     | TECH 21 UVA 6      |

# FLASH FOOTBALL STATS

Quick Halftime and After Game Reports of Vital Team Statistics and Individual Leaders  
(Approved Wire Services Form)

10-18-75  
Circle One ← HALFTIME → FINAL

TEAM STATISTICS

|                                                 | U. OF VA<br>VISITORS | VA. TECH<br>HOME TEAM |
|-------------------------------------------------|----------------------|-----------------------|
| Score . . . . .                                 | 6                    | 21                    |
| First Downs . . . . .                           | 12                   | 13                    |
| Rushes-Yards . . . . .                          | 24-57                | 31-144                |
| Passing Yardage . . . . .                       | 118                  | 76                    |
| *Return Yardage . . . . .                       | 7                    | 97                    |
| Passes (Compl'd - Att'd - Had Intc'd) . . . . . | 10-18-3              | 4-6-0                 |
| Punts (Number - Average) . . . . .              | 3-50.7               | 2-42.5                |
| Fumbles (Number - Lost) . . . . .               | 3-0                  | 1-1                   |
| Penalties (Number - Yards) . . . . .            | 1-15                 | 3-29                  |

\*Return of Punts, Intercepted Passes and Fumbles (not kickoffs).

INDIVIDUAL LEADERS

U. Va.

VISITORS

VA. TECH

HOME TEAM

| RUSHING  | Att'd | Net Yards | For TD | Long Gain |
|----------|-------|-----------|--------|-----------|
| SLOAN    | 9     | 35        | 0      | 24        |
| COPELAND | 7     | 21        | 0      | 11        |
| FLOW     | 3     | 7         | 0      | 3         |

| RUSHING | Att'd | Net Yards | For TD | Long Gain |
|---------|-------|-----------|--------|-----------|
| ADAMS   | 12    | 62        | 1      | 14        |
| COLES   | 9     | 44        | 0      | 8         |
| ROGERS  | 8     | 32        | 1      | 7         |

| PASSING | Att.-Compl.-H.I. | Yds. | For TD |
|---------|------------------|------|--------|
| GARDNER | 18-10-3          | 118  | 1      |

| PASSING | Att.-Compl.-H.I. | Yds. | For TD |
|---------|------------------|------|--------|
| ROGERS  | 6-4-0            | 76   | 1      |

| PASS RECEIVING | No. | Yards | For TD |
|----------------|-----|-------|--------|
| FADDEN         | 3   | 51    | 1      |
| WICKS          | 3   | 31    | 0      |
| COLLERAN       | 1   | 18    | 0      |

| PASS RECEIVING | No. | Yards | For TD |
|----------------|-----|-------|--------|
| GALLOWAY       | 3   | 48    | 0      |
| INGE           | 1   | 28    | 1      |

| PUNTING   | No. | Avg. | Long Gain |
|-----------|-----|------|-----------|
| HENDERSON | 3   | 50.7 | 60        |

| PUNTING  | No. | Avg. | Long Gain |
|----------|-----|------|-----------|
| MCDANIEL | 2   | 42.5 | 48        |



VIRGINIA TECH vs UVA IANE STADIUM

October 18, 1975

THIRD QUARTER Tech to receive at south end field

Team Yard Hash Down and

Ball Line Mark Yards to go

V V 40 m kickoff Hottowe kick ob 11 yd line 15:00 5 yds defsens  
 V V 35 m kickoff Hottowe kick to Blueford on 3 back to 27 24 yd ret  
 T T 27 r 1st 10 - Coles left side 3 yds Keto  
 T T 30 r 2nd 7 - Rogers pas left to Dick inc 14:20  
 T T 30 m 3rd 7 - Rogers to Heath inc 14:56 Morris  
 T T 30 m 4th 7 - McDaniel kick to Glasper 47 yd kick 7 yd ret  
 V V 30 r 1st 10 - Flow middle 3 yds Beasley  
 V V 33 r 2nd 7 - Sloan left side 7 yds to measure 13:24 inch short House  
 V V 40 m 3rd short - Sloan left side 1st down 3 yds  
 V V 43 l 1st 10 - Flow counter 11 yds 1st down Bradley  
 V T 46 l 1st 10 - Gardner ps rt side 88 Berce 19 1 yds 1st down 12:24  
 V T 27 r 1st 10 - Flow stumbled fell lost 3 yds  
 V T 30 m 2nd 13 - Sloan rt side 23 yds 1st down 11:46 Bradley  
 V T 7 r 1st goal - Sloan rt side 3 yds Beas plus  
 V T 4 r 2nd goal - Copeland middle 2 yds to OFFICIAL House (hurt) 11:0  
 V T 2 r 3rd goal - Copeland in line no gain McCarter  
 V T 2 r 4th goal - (TO TECH 10:04) - Copeland left side 2 yds score 10:00 Gardner to Quinn

TECH 21 UVA 14

V V 40 m kickoff Hottowe kick to out of ez 10:00

T T 20 m 1st 10 - Coles rt side 4 yds  
 T T 24 r 2nd 6 - Coles rt end 8 yds 1st down 9:25 F Morris  
 T T 32 r 1st 10 - Cox Rogers fumbled rec lost 3 yds 9:11  
 T T 29 r 2nd 13 - Adams left side 3 yds  
 T T 32 m 3rd 10 - Rogers rt end 7 yds Glaspur  
 T T 39 r 4th 3 - McDaniel (TO UVA 7:59) kick to k Sloan on 16 back to 56 yd ret 45 kick Beasley  
 V T 28 l 1st 10 - Copeland in line lost 2 yds  
 V T 30 l 2nd 12 - Gardner pas rt side to Berce 13 1 yds 1st down 7:07  
 V T 17 r 1st 10 - Copeland in line 2 yds Cannon  
 V T 15 m 2nd 8 - Downs in line no gain  
 V T 15 m 3rd 8 - Gardner to Sloan rt side 10 yds 1st down  
 V T 5 l 1st goal - 5:54 - Copeland rt side 3 yds Razz  
 V T 2 r 2nd goal - Flow in line flag too much time 5 yds 5:11  
 V T 7 r 2nd goal - Gardner rol left 3 a yds R 22  
 V T 4 l 3rd goal - Gardner rol rt lost 11 yds PATTERSON  
 V T 15 m 4th goal - Hottowe 32 yd FEA good 3:24

TECH 21 UVA 17

V V 40 m kickoff Hottowe to Blueford on 1 back to 16 flag holding 7 yds

T T 6 r 1st 10 - Adams counter 1 7 yds Turner  
 T T 13 r 2nd 3 - Coles rt side 5 yds 1st down 2:44  
 T T 18 r 1st 10 - Rogers pass bdocted k Branko  
 T T 18 r 2nd 10 - Rogers pitch to Heath 8 yds ball fumbled out of bounds 2:18  
 T T 26 l 2nd 2 - Coles rt side 5 yds 1st down Ozdowski  
 T T 31 m 1st 10 - Heath left end 3 yds 1:50  
 T T 34 l 2nd 7 - Adams in line 3 yds 4 yds  
 T T 38 m 3rd 3 - Adams in line flag proc tech 5 yds 1:16  
 T T 33 m 3rd 8 - Rogers pas middle to Coles 10 yds 1st down 0:47  
 T T 43 l 1st 10 - Coles middle 7 yds Daniels  
 T T 50 l 2nd 3 - Rogers rt side 5 yds 1st down Turner

END THIRD QUARTER TECH 21 UVA 17

VIRGINIA TECH vs UVA LANE STADIUM October 18, 1975

FOURTH QUARTER

Team Yard Hash Down and

Ball Line Mark Yards to go

|                                               |                                                |                        |
|-----------------------------------------------|------------------------------------------------|------------------------|
|                                               |                                                | defense                |
| T V 45 l 1st 10 - Adams middle                | 2 yds                                          | Morris                 |
| T V 43 l 2nd 8 - Coles rt side                | 2 yds                                          | O dowski               |
| T V 41 m 3rd 6 - Coles rt end                 | lost 1 yd                                      | Bowie                  |
| T V 42 r 4th 7 - McDaniel kick out of ez      | 42 yds 13:20                                   |                        |
| V V 20 m 1st 10 - Sloan in line               | 2 yds                                          | Razz                   |
| V V 22 l 2nd 8 - Gardner pas rt side to Berce | 18 yds 1st down 12:42                          |                        |
| V V 40 l 1st 10 - Sloan i left side           | no gain                                        | Razz                   |
| V V 40 l 2nd 10 - Sloan draw                  | 6 yds                                          | Brad C <sup>A</sup> nn |
| V V 46 m 3rd 4 - Gardner to pass              | lost 16 yds 11:18                              | RAZZANO                |
| V V 28 m 4th 27 22 - Henderson                | 34 yd kick to k Hardee back 9 ret              |                        |
| T T 47 r 1st 10 - k Coles rt side             | 5 yds                                          | Turner                 |
| T V 48 r 2nd 5 - Coles rt side                | fumbled rec 4 yds                              | Turner                 |
| T V 45 r 3rd 2 - Adams in line                | 1st down 9:52 3 yds                            |                        |
| T V 42 r 1st 10 - Coles rt side               | 1 yd                                           | Boue                   |
| T kv 40 r 2nd 9 - Adams left side             | 1 yd                                           | Keto                   |
| T V 39 m 3rd 8 - Rogers to pass               | lost 7 yds                                     | Morris                 |
| T V 46 m 4th 14 - McDaniel kick               | 1 yd line 45 yd kick 7:56 46 yd kick           |                        |
| V V 20 m 1st 10 - Gardner to Berce            | inc 7:52                                       |                        |
| V V 20 m 1st 10 - Copeland draw               | rt side 2 yds                                  | Beasley                |
| V V 22 r 3rd 8 - Gardner to Copeland          | 26 yds 1st down                                | Bradley                |
| V T 48 l 1st 10 - Dowe rt side                | 12 lyds 1st down (Perdue hurt) 6:46            | Perdue                 |
| V T 40 m 1st 10 - Copeland halfback           | pass to Pettan long 6:33                       |                        |
| V T 40 m 2nd 10 - Hardee pas                  | int on 23 lat to Smith back to 40 flag clip 15 |                        |
| T T 15 r 1st 10 - Adams middle                | 6 yds                                          | Meade                  |
| T T 21 r 2nd 4 - Rogers pas                   | to Inge rt side 12 yds 1st down 5:37           | J Morris               |
| T T 33 r 1st 10 - Rogers rt side              | 6 yds                                          | Morris                 |
| T T 39 r 2nd 4 - Coles in line                | 6 yds 1st down                                 | Keto                   |
| T T 45 r 1st 10 - Adams middle                | good hole 23 yds 1st down                      | TEAM                   |
| T V 32 r 1st 10 - Heath in line               | 4 yds                                          |                        |
| T V 28 r 2nd 6 - Coles left side              | 5 yds time measure 3:45 short                  |                        |
| T V 23 r 3rd 1 - Coles left side              | 3 yds 1st down                                 |                        |
| T V 20 m 1st 10 - Coles rt side               | 1 yd                                           | Bowie                  |
| T V 19 r 2nd 9 - Adams in line                | 1 yd                                           | team                   |
| T V 18 r 3rd 8 - Coles middle                 | 3 yds TO TECH @:07 2:07)                       |                        |
| T kv 15 r 4th 5 - Latimer                     | 32 yd FGA good 2:02                            |                        |
|                                               | TECH 24 UVA 17                                 |                        |
| T T 40 m kickoff                              | Latimer kick out of ez 2:02                    |                        |
| V V 20 m 1st 10 - Gardner to Wicks            | middle 9 yds 1:49                              |                        |
| V V 29 r 2nd 1 - Gardner to Fadden            | 16 yds 1st down 1:25                           |                        |
| V V 45 m 1st 10 - Gardner to Sloan            | inc 1:12                                       |                        |
| V V 45 m 2nd 10 - Gardner to Fadden           | inc 1:05                                       | Bradley                |
| V V 45 m 3rd 10 - Gardner to 39 Dowe          | 41 yds 1st down 0:55 atx TO UVA 0:55 SAMTH     |                        |
| V T 14 r 1st 10 - Gardner to pass             | hit by Beasley fumbled rec by STOLLINGS 0:49   |                        |
| T T 28 l 1st 10 - Rogers fell on ball         | lost 1 yd TO UVA 0:29)(15 yd loss Gardner)     |                        |
| T T 27 l 2nd 11 - Rogers falls on ball        | lost 1 yd                                      |                        |
| T T 26 l 3rd 12 -                             | no play                                        |                        |
| FINAL SCORE                                   | VIRGINIA TECH 24 UVA 17                        |                        |

Official Atlantic Coast Conference Statistical Form

VA.

WAKE FOREST

OCT 25, 1935

FINAL TEAM FOOTBALL STATISTICS

|                                              | WAKE         | VA.          |
|----------------------------------------------|--------------|--------------|
| First Downs Rushing                          | 24           | 9            |
| First Downs Passing                          | 7            | 10           |
| First Downs by Penalties                     | 1            | 1            |
| <b>TOTAL FIRST DOWNS</b>                     | <b>32</b>    | <b>20</b>    |
| Number Attempts Rushing                      | 67           | 39           |
| Yards Gained Rushing                         | 408          | 149          |
| Yards Lost Rushing                           | 7            | 29           |
| <b>NET YARDS GAINED RUSHING</b>              | <b>401</b>   | <b>120</b>   |
| PASSING (Comp.-Att.-Int.)                    | 12-19-1      | 13-46-2      |
| <b>NET YARDS GAINED PASSING</b>              | <b>197</b>   | <b>163</b>   |
| Number Plays Rushing and Passing             | 86           | 75           |
| <b>TOTAL OFFENSE YARDAGE</b>                 | <b>598</b>   | <b>283</b>   |
| <b>TOTAL RETURN YARDAGE (Less Kick-offs)</b> | <b>105</b>   | <b>9-</b>    |
| No. Interceptions & Yards Returned           | 2-40         | 1-9          |
| PUNTS (Number-Yards-Average)                 | 1-34-34      | 5-202-40.4   |
| Punts Not Kicked                             | 0            | 0            |
| <b>PUNTS RETURNED &amp; YARDAGE</b>          | <b>4-65</b>  | <b>0</b>     |
| <b>KICKOFFS RETURNED &amp; YARDAGE</b>       | <b>3-104</b> | <b>7-120</b> |
| <b>PENALTIES--YARDS</b>                      | <b>5-31</b>  | <b>2-21</b>  |
| <b>FUMBLES--FUMBLES LOST</b>                 | <b>5-3</b>   | <b>3-2</b>   |

|           | 1  | 2  | 3 | 4 | Total |
|-----------|----|----|---|---|-------|
| Away WAKE | 22 | 38 | 9 | 7 | 66    |
| Home VA   | 7  | 0  | 7 | 7 | 21    |

Scoring: WAKE SAFETY  
 GAINED 140 YDS RUSH, PUNCHED KICK  
 Mc NAMARA 40 YD PASS, PUNCHED KICK  
 VA P. OBERLANDER 31 YD PASS, PUNCHED KICK  
 WAKE Mc. Madson 100 YD RUSH, PUNCHED KICK  
 Mc. Madson P. OBERLANDER 100 YD PASS, PUNCHED KICK  
 Mc. Madson 100 YD RUSH, PUNCHED KICK  
 Mc. Madson 100 YD RUSH, PUNCHED KICK  
 Mc. Madson 100 YD RUSH, PUNCHED KICK  
 WAKE SAFETY  
 WAKE Mc. Madson 100 YD RUSH, PUNCHED KICK  
 VA GAINED 140 YDS RUSH, PUNCHED KICK  
 WAKE GAINED 140 YDS RUSH, PUNCHED KICK

Attendance: 20,000 Weather: hot

# FINAL INDIVIDUAL FOOTBALL STATISTICS

WAKE

VISITOR

| RUSHING    | Att. | Gain | Loss | Net | L.G. |
|------------|------|------|------|-----|------|
| McMANUS    | 1    | 1    |      | 1   | 1    |
| BAINES     | 23   | 117  |      | 117 | 18   |
| ZEGALINSKI | 9    | 72   |      | 72  | 20   |
| McGLAMAY   | 2    | 12   | 3    | 9   | 12   |
| MACH       | 15   | 76   | 4    | 72  | 13   |
| WATKINS    | 5    | 49   |      | 49  | 28   |
| HARSH      | 12   | 81   |      | 81  | 20   |

| PASSING  | Att. | Comp. | Int. | Yds. | L.G. |
|----------|------|-------|------|------|------|
| McMANUS  | 14   | 8     | 1    | 110  | 24   |
| McGLAMAY | 5    | 4     |      | 87   | 61   |

| PASS RECEIVING | No. | Yds. | TD | L.G. |
|----------------|-----|------|----|------|
| ZUGLINSKI      | 2   | 41   | 1  | 24   |
| WATKINS        | 1   | 13   |    | 13   |
| MILLER         | 2   | 28   |    | 11   |
| ZEGALINSKI     | 2   | 27   |    | 25   |
| WATKINS        | 2   | 13   | 1  | 13   |
| EVERETT        | 1   | 61   | 1  | 61   |
| HARRINGTON     | 1   | 8    |    | 8    |

| PUNTING | No. | Yds. | Avg. | L.P. |
|---------|-----|------|------|------|
| HENLEY  | 1   | 34   | 34   | 34   |

| PUNT RETURNS | No. | Yds. | Avg. | L.P. |
|--------------|-----|------|------|------|
| ZUGLINSKI    | 3   | 64   | 21.3 | 29   |
| SMADING      | 1   | 1    | 1    | 1    |

| KICKOFF RETURNS | No. | Yds. | Avg. | L.P. |
|-----------------|-----|------|------|------|
| HARRINGTON      | 1   | 25   | 25   | 25   |
| ZUGLINSKI       | 2   | 79   | 39.5 | 43   |

| PASS INTERCEPTIONS | No. | Yds. | L.P. |
|--------------------|-----|------|------|
| McDONALD           | 1   | 10   | 10   |
| SMADING            | 1   | 0    | 0    |

VA.

HOME

| RUSHING   | Att. | Gain | Loss | Net | L.G. |
|-----------|------|------|------|-----|------|
| CADDICK   | 1    | 5    |      | 5   | 5    |
| SLOAN     | 24   | 72   | 7    | 65  | 20   |
| COLLEMAN  | 5    | 24   | 7    | 17  | 12   |
| FRANK     | 2    | 2    |      | 2   | 4    |
| DOWE      | 2    | 2    |      | 2   | 3    |
| HITT      | 2    |      |      | 0   | 0    |
| HENDERSON | 1    | 12   |      | 12  | 12   |
| MATTOK    | 1    |      |      | 0   | 0    |

| PASSING | Att. | Comp. | Int. | Yds. | L.G. |
|---------|------|-------|------|------|------|
| GARDNER | 29   | 17    | 1    | 181  | 18   |
| HITT    | 7    | 1     | 1    | 30   | 30   |

| PASS RECEIVING | No. | Yds. | TD | L.G. |
|----------------|-----|------|----|------|
| GARDNER        | 5   | 102  |    | 18   |
| WICKS          | 2   | 15   |    | 10   |
| SLOAN          | 2   | 26   |    | 16   |
| COLLEMAN       | 1   | 10   |    | 10   |
| MATTOK         | 1   | 30   |    | 30   |

| PUNTING   | No. | Yds. | Avg. | L.P. |
|-----------|-----|------|------|------|
| HENDERSON | 5   | 201  | 40.2 | 40   |

| PUNT RETURNS | No. | Yds. | Avg. | L.P. |
|--------------|-----|------|------|------|
|              |     |      |      |      |

| KICKOFF RETURNS | No. | Yds. | Avg. | L.P. |
|-----------------|-----|------|------|------|
| JACKSON         | 2   | 20   | 10   | 10   |
| COLLEMAN        | 4   | 81   | 20.2 | 24   |
| FRANK           | 1   | 19   | 19   | 19   |

| PASS INTERCEPTIONS | No. | Yds. | L.P. |
|--------------------|-----|------|------|
| RUIE BARNETT       | 1   | 9    | 9    |

| NAME           | Points | Assists | Total |
|----------------|--------|---------|-------|
| BOB RICHARDS   | 3      | 0       | 3     |
| BILL ARMSTRONG | 5      | 1       | 6     |
| DAN SMADING    | 1      | 0       | 1     |
| DOUG GENTFIELD | 2      | 2       | 4     |
| JOHN SABIA     | 2      | 1       | 3     |
| DAVE LACROSSE  | 2      | 2       | 4     |
| JOHN BYLCE     | 4      | 0       | 4     |
| ED McDONN      | 5      | 1       | 6     |
| JAMES ROYSTER  | 4      | 0       | 4     |
| RICH BARR      | 2      | 1       | 3     |
| CARL CURRY     | 4      | 3       | 7     |
| JIM LLOYD      | 3      | 0       | 3     |
| TERRY GIBLIN   | 3      | 0       | 3     |
| GEORGE HOPKINS | 0      | 4       | 4     |
| LARRY ROYERS   | 2      | 1       | 3     |
| BRUCE HOPKINS  | 3      | 0       | 3     |
| JIM DIMSER     | 2      | 1       | 3     |
| JOE HARRIS     | 2      | 0       | 2     |

McDonald  
 McDonald  
 Phases Broken Up  
 Arral  
 Keenborough  
 McDonald  
 Royster (2)  
 Armstrong (2)  
 Richard  
 Curry (2)  
 Smading  
 McDonald  
 UVA  
 Erickson  
 Ruben  
 L. Harrison  
 Frangiosa  
 Gentfield  
 GE Seckin

UVA

|                  |   |   |    |
|------------------|---|---|----|
| RON WALCHAK      | 4 | 3 | 7  |
| JOE ROSEBOROUGH  | 5 | 3 | 8  |
| KEVIN KETO       | 4 | 1 | 5  |
| BRUCE ARNALL     | 3 | 2 | 5  |
| SAM DEBBE        | 3 | 7 | 10 |
| FRANK MORRIS     | 5 | 4 | 9  |
| KEVIN BOWIE      | 4 | 3 | 7  |
| MIKE OZODOWSKI   | 4 | 2 | 6  |
| BUTCH POWERS     | 3 | 2 | 5  |
| BOB MEADE        | 4 | 1 | 5  |
| WALTER FARNEY    | 4 | 1 | 5  |
| ALAN WILLIAMS    | 4 | 1 | 5  |
| C. ALVARO        | 3 | 0 | 3  |
| T. BANSKY        | 2 | 2 | 4  |
| JOHN LYONS       | 2 | 1 | 3  |
| DEAN'S WICKWORTH | 2 | 1 | 3  |
| JOE TURNER       | 2 | 0 | 2  |
| LEE EDWARDS      | 1 | 1 | 2  |

Tuckers for loss  
 Ozodowski  
 Royers  
 Giblin  
 Curry  
 Frangiosa  
 Keen  
 Sabin  
 McDonald  
 Notes  
 L. Lyons - Tuck's victory  
 Curry - Tuck's victory  
 T. Lyons Tuck's victory



VIRGINIA vs. WAKE FOREST  
 October 25, 1975  
 Scott Stadium

Weather Conditions: temp. 78, mostly sunny, little chance of rain, winds light and variable  
 Field Conditions: astroturf, so you know its good  
 Virginia(V) in blue carbon; Wake Forest(W) in red carbon  
 virginia wins the toss and will receive; wake will kick off and defend the north goal.

bunch kicks off to matox on the goal line, safety in end zone lacrosse tackle  
 Wake forest 2-virginia 0 14:54 to go; 0:06 to go

henderson punts to zeglinski on the 32, return of 29 ramsey  
 W1 10 v 39, gaines up middle, gain of 9 osdownski  
 2 1 v 30 gaines up middle, gain of 5 fd rush keto  
 1 10 v 25 menanus pass to syzkowski, gain of 24 fd pass tuxnor  
 1 0 v 1 ~~gaines~~ gaines over for gain of 1 13:26 to go, 1:34 gone  
 bunch pat kick good wake forest 9-virginia 0

bunchkicks off to jaskosn on the 10, return of 6 bryant  
 V1 10 v 16 ~~slo~~ sloan pitch right, gain of 2 richards  
 2 8 v 18 sloan over right side, gain of 3 bryce  
 3 5 v 21 sloan over left side, gain of 10 fd rush armstrong  
 1 10 v 31 flow over center, gain of 4 lloyd  
 2 6 v 35 gardner pass to mcdonald on the 40, return of 40, touchdown, 11:16 to go, 3:44 gone  
 bunch pat kick good wake forest 16-virginia 0

bunch kicks off to copeland on the 4, return of 18 sabia  
 V1 10 v 22 sloan over center, gain of 3 hopkins  
 2 7 v 25 gardner pass to Gadden gain of 13 fd pass ob  
 1 10 v 38 sloan sprint draw over center, gain of 9 benfield  
 2 1 v 47 copeland over left side, gain of 4 fd rush lloyd  
 1 10 w 49 gardner pass to wicks, gain of 13 fd pass armstrong  
 1 10 w 36 coplend sweep right, gain of 13 fd rush mcdonald  
 1 10 w 23 sloan over right side, gain of 5 lloyd  
 2 5 w 18 sloan over left side, gain of 6 fd rush bryce  
 1 10 w 12 flow over center, gain of 2 franciosa  
 2 8 w 10 copeland over center, gain of 3 plus flag wf 4. pen wf personal foul(db) bryce  
 2 1 w 3 copeland sweeps left, gain of 3 fd rush 6:48 to go, 8:12 gone  
 hottowe pat kick good wake forest 16, virginia 7

hottowe kicks off to downed well into end zone  
 W1 10 w 20 gained over ~~left~~ left side, gain of 18 fd rush walchuck  
 2 10 w 38 zeglinski, stacked by morris, no gain knorris  
 2 10 v 38 menanus pass, no good cut of bounds for millner, wide wide open  
 3 10 v 38 zeglinski up middel, gain of 20 fd rush bowie  
 1 10 v 42 menanus pass to syzkowski, gain of 17 fd pass walchuck  
 1 10 v 25 gaines over center, gain of 4 tuxnor  
 2 6 v 21 ~~gaines~~ gaines over center, gain of 6 fd rush meade  
 1 10 v 15 menanus pass to young 13 plus flag wa late hit fd pass 1 pen walchuck  
 1 0 v 1 gaines tries left side, gain of 0 pfabe  
 2 4 v 1 menanus sneaks for td, gain of 1 3:07 to go, 11:53 gone  
 bunch pat kick, bad snap, bunch runs it no good wake forest 22-virginia 7  
 snap mishandled by millner

bunch kicks off out of bounds 5 pen ~~wf~~ wf  
 bunch kicks off to copeland on the 10, return of 24 ro ster  
 V1 10 v 34 sloan sweeps right, gain of 2 richards  
 2 8 v 36 sloan sprint draw, gain of 4 mcdonald  
 3 4 v 40 gardner pass to , defensive interference on mcdonald, fd pen 12 penalty  
 1 10 w 48 dowe over center gain of 1 bryce  
 2 9 w 47 gardner pass , keeps, gain of 5 curry  
 3 4 w 42 gardner pass to , misdirected for wicks  
 4 4 w 42 henderson punts to out of end zone, 42 punt

W1 10 w 20 gines over left side, gain of 12 fd rush meade  
 1 10 w 32 menanus pass to millner, gain of 9 bowie  
 2 1 w 41 g nes tries center, gain of 2 fd rush pfabe  
 1 10 w 43

wake forest 22--virginia 7

W1 10 w 43 mcmann pass to milner, gain of 7 , fumble out of bounds of to williams  
 2 1 v 48 gaines up middle, gain of 10 fd rush bowie  
 1 10 v 38 mcmann pass, l. intercepted by roschowrosh h on the 27, for fehring, return of 9

V1 10 v 36 sloan sweeps left, gain of 1 fumble, recovered by franciosa

W1 10 v 77 zeglinski pitch left, gain of 4 powers  
 2 5 v 33 mcmann pass, ~~offensive~~/interference offensive called cavington 20 pena fd penalty  
 1 10 v 13 gaines carries , gain of 5 needs  
 2 5 v 8 mcmann pitches to zeglinski, gain of 2 bowie  
 3 9 v 6 ~~gaines~~ gaines fumbles forward, recovered by norris, gain of 3

V1 10 v 2 sloan over ~~right~~ left side, gain of 2 harris  
 2 8 v 4 sloan sweeps left, gain of 6 armstrong  
 3 2 v 10 gardner pitch to copeland, loss of 4 richards  
 4 3 v 5 henderson punts to zeglinski on the 48, return of 0 punt of 42

W1 10 v 43 gaines over center gain of 8 norris  
 2 2 v 40 zeglinski over center, gain of 2 norris  
 3 10 v 38 gaines over center, gain of 3 backworth  
 2 7 v 25 zeglinski tries left side, gain of 10 fd rush small  
 1 10 v 25 mcmann pass to syzkowski, dropped it  
 2 10 v 25 mcmann pass to ~~off~~ syzkowski, defensed by roschowrosh, out of bounds incomplete  
 3 10 v 25 mcmann pass to zeglinski, gain of 25 fd pass 3:16 to go, 6:44 gone  
 bunch pat kick good wake forest 29--virginia 7

bunch kicks off to dead in end zone

V1 10 v 20 gardner pass to fadden, out of bounds  
 2 10 v 20 f copeland sweep left, gain of 4 harris  
 3 6 v 24 gardner pass to quinn, underthrown, pressure by harris  
 4 6 v 24 henderson punts to , fair catch on the 37, 39 punt

W1 10 v 37 meglansy, pitch to wiatr, gain of 12 fd rush small  
 1 10 v 29 mach up middle, gain of 4 bay  
 2 6 v 27 meglansy pitch to wiatr, gain of 24 fd rush richard  
 1 10 v 23 mach over center, gain of 4 stone  
 2 6 v 19 mach drails for more, gain of 7 fd rush henry  
 1 10 v 12 wiatr, gain of 5 needs  
 2 3 v 7 mach over left side, gain of 2  
 3 3 v 3 meglansy pass to karlington, overthrown  
 4 3 v 3 meglansy pass to wiatr, gain of 5 2d pass 7:11 to go, 11:49 gone  
 bunch pat kick good wake forest 36--virginia 7

bunch kicks off to copeland on the 5, return of 18

V1 10 v 23(hitt) hitt pass to collaran, underthrown rogers  
 2 10 v 23 hitt fumbles, recovered by d benfald, loss of 4

W1 10 v 49 mach over left side, gain of 8 needs  
 2 2 v 11 wiatr over right side, gain of 4 fd rush leney  
 1 10 v 7 mach over center, gain of 5 powers  
 2 6 v 2 mach over center, gain of 2 TD 2:32 to go 12:25 gone  
 bunch pat kick good wake forest 43--virginia 7

bunch kicks off to copeland on the 6, recovered his fumble, return of 21

V1 10 v 27 sloan over center, gain of 6 rogers  
 2 4 v 33 hitt pass to for matter, almost intercepted by smading hopkins  
 3 4 v 33 sloan sweeps right, gain loss of 5 sabia  
 4 9 v 28 henderson punts to zeglinski on the 33, 39 punt, return of 6

W1 10 v 39 meglansy pass to everett, gain of 61 2d pass 1:02 to go, 13:58 gone  
 bunch pat kick, good wake forest 50, virginia 7

bunch kicks off to jackson on the 4, return of 14

V1 10 v 18 hitt pass to intercepted by smading, no return for matter

W1 10 w 34 mach over center, gain of 7 pfabe  
 2 3 v 41 meglansy fumbles, recovers, loss of 3 fel down

HALFTIME FINAL

TEAM STATISTICS

|                           | WAKE   | VA.        |
|---------------------------|--------|------------|
| Total First Downs         | 19     | 8          |
| Plays--Yards              | 33-205 | 23-73      |
| Passing Yards             | 165    | 26         |
| Return Yards              | 75     | 9          |
| Penalty (Comp.-Att.-Int.) | 9-15-1 | 2-8-2      |
| Points (No.-Yards-Avg.)   | 0      | 4-162-40.5 |
| Fumbles--Lost             | 3-1    | 2-2        |
| Penalties--Yards          | 3-21   | 2-21       |

INDIVIDUAL LEADERS

WAKE

VA.

| RUSHING   | Att. | Gain | Loss | Net | Yds. |
|-----------|------|------|------|-----|------|
| McMANUS   | 1    | 1    |      | 1   | 1    |
| CAINES    | 14   | 87   |      | 87  | 13   |
| ZEGLINSKI | 5    | 36   |      | 36  | 20   |
| McCLAMRY  | 2    | 12   | 3    | 9   | 12   |
| MACH      | 8    | 39   |      | 39  | 8    |
| WIATR     | 3    | 33   |      | 33  | 24   |

| RUSHING  | Att. | Gain | Loss | Net | Yds. |
|----------|------|------|------|-----|------|
| GARDNER  | 1    | 5    |      | 5   | 5    |
| SHOAN    | 13   | 50   | 5    | 45  | 10   |
| COVELAND | 5    | 24   | 4    | 20  | 13   |
| FLOW     | 2    | 6    |      | 6   | 6    |
| DOWE     | 1    | 1    |      | 1   | 1    |
| HITT     | 1    |      | 4    | (4) |      |

| PASSING  | Att. | Comp. | Int. | Yds. | Yds. |
|----------|------|-------|------|------|------|
| McMANUS  | 7    | 12    | 1    | 99   | 25   |
| McCLAMRY | 2    | 3     | 0    | 66   | 61   |

| PASSING | Att. | Comp. | Int. | Yds. | Yds. |
|---------|------|-------|------|------|------|
| GARDNER | 5    | 2     | 1    | 26   |      |
| HITT    | 3    | 0     | 1    |      |      |

| PASS RECEIVING | No. | Yds. | TD | Yds. |
|----------------|-----|------|----|------|
| ZYG-KOWSKI     | 2   | 41   | 1  | 20   |
| Young          | 1   | 13   |    | 13   |
| MILNER         | 2   | 18   |    | 9    |
| ZEGLINSKI      | 2   | 27   |    | 35   |
| WIATR          | 1   | 51   |    | 5    |
| EVERETT        | 1   | 61   | 1  | 61   |

| PASS RECEIVING | No. | Yds. | TD | Yds. |
|----------------|-----|------|----|------|
| FARRER         | 1   | 13   |    | 13   |
| NICKS          | 1   | 13   |    | 13   |



virginia 7-wake forest 50

333333

hottowe kicks off to harrington out line, return of 25

walshack  
keto  
keto  
morrie

- W1 10 v 27 gaines up middle, gain of 2
- 2 6 v 29 seglinaki up middle, ~~gain of 1~~ gain of 1
- 3 7 v 30 seglinaki up middle, gain of 6
- 4 1 w 36 henley punts to sroba on the, fair catch, no return, 34 punt

V1 10 v 30 gardner pas to collaran broken by hopkins

hanser  
hopkins  
medonald  
medonald  
armstrong  
medonald

- 2 10 v 30 gardner pass to sloan, gain of 7
- 3 3 v 37 sloan right side, gain of 6 fd rush
- 1 10 v 43 gardner pass to fadden, gain of 7
- 2 3 v 50 gardner pass to fadden, gain of 5 fd pass
- 1 10 w 45 gardner pass to fadden, overthrown
- 2 10 w 45 gardner pass to collaran, gain of 10 fd pass
- 1 10 w 35 gardner pass to fadden, gain of 18 fd pass
- 1 10 w 17 gardner pass to fadde, overthrown wide
- 2 10 w 17 gardner pass to collaran broken by armstrong
- 3 10 w 17 gardner pass to sloan, gain of 16 fd pass
- 1 6 w 1 sloan over for the TD, 10:12 to go, 4:48 gone

hottowe pat kick good

virginia 14-wake forest 50

hottowe kicks off to seglinaki on the 1, return of 43

curry  
wende  
keto  
keto  
williams  
cadenwaki  
williams  
powers

- W1 10 w 44 gaines up the middle, gain of 5
- 2 5 w 49 gaines up the middle, gain of 3
- 3 2 v 48 gaines up middle, gain of 3 fd rush
- 1 10 w 45 mousum pass to milliner, gain of 11 fd pass
- 1 10 v 34 gaines up middle, no gain
- 2 10 v 34 seglinaki up middle, gain of 22 fd rush
- 1 10 v 12 seglinaki pitch left, gain of 7
- 2 3 v 5 gaines fumbles forward, recovered by walshack, keto caused it, gain of 3

V1 10 v 2 sloan tries left side, loss of 1

curry

- 2 11 v 1 gardner pass to fadden overthrown, broken by medonald
- 3 11 v 1 gardner hands to sloan, loss of 1, tackle by curry safety 5:37 to go, 9:23 gone

wake forest 52-virginia 14

henderson punts to seglinaki on the 16, return of 39

roanborough  
chena  
bowie  
fell down  
pfebe  
williams  
woods  
bowie  
bowie

- W1 10 w 45 harsh up the middle, gain of 3
- 2 7 w 46 harsh over center, gain of 12 fd rush
- 1 10 w 40 harsh up middle, gain of 9
- 2 2 v 32 harsh up middle, gain of 3 ~~gain of 3~~ fd rush
- 1 10 v 29 seglaurry pass to harrington, gain of 6
- 2 2 v 21 harsh over left side, gain of 2 fd rush
- 1 10 v 19 harsh sweeps right, gain of 4
- 2 6 v 15 harsh over center, gain of 5
- 3 1 v 10 harsh over center, gain of 1 fd rush
- 1 10 v 9 seglaurry sweeps left for 9 yards TD 1:22 to go, 13:36 gone

hunch pat kick good

wake forest 59-virginia 14

bunch kicks off to sroba in the end zone, downs it

- V1 10 v 20 gardner pass to hansen, overthrown
- 2 10 v 20 gardner pass to sloan, gain of 13 fd pass
- 1 10 v 33 sion with many flags motion ~~gain of 1~~ on wake forest 5 penalty
- 1 6 v 38 gardner pass to fadden, gain of 9 fd pass
- 1 10 v 47 done over center, gain of 5
- 2 5 w 43 gardner hands to sloan, gain of no gain

quading  
ob  
curry  
lecrase

wake forest 59-virginia 14

attendance, 33,171

- V1 5 w 48 gardner pass to fadden, overthrown
- 4 5 w 48 henderson punts to be rusa, gain of 23 fd rush royster
- 1 10 w 26 gardner pass to berce, fall out of bounds
- 2 10 w 26 gardner pass to sloan, broken by sloan, almost inter by armstrong
- 3 10 w 26 gardner pitch to sloan, gain of 8 royster
- 4 2 w 18 gardner pass, to wicks, gain of 14 fd pass royster
- 1 G w 4 gardner pass to fadden, wide open, thrown wide
- 2 G w 4 gardner pass to wicks wide, open in end zone, he dropped it
- 3 G w 4 sloan sweeps right, gain of 4 TD 13:53 to go, 1:27 gone  
hottowe pat kick good virginia 21-wake forest 59

hottowe kicks off to seglinski on the 7, return of 36

- W1 10 v 43 harsh up the middle, gain of 5 browsing made
- 2 5 v 48 harsh up the middle, gain of 15 fd rush williams
- 1 10 v 37 mcconnis pass to gaines, almost inter by alvares
- 2 10 v 37 gaines up middle, gain of 6 made
- 3 4 v 31 harsh over right side, gain of 3 harte
- 4 1 v 28 harsh sweeps right, gain of 20 fd rush azuli
- 1 10 v 8 gaines up middle, gain of 7 keto
- 2 G v 1 gaines up middle gain of 1 TD 10:20 to go, 4:40 gone  
hunch pat kick good wake forest 66-virginia 21

bunch kicks off to probe on the 2, return of 19

- W1 10 v 19 gardner pass incomplete hurr
- 2 10 v 19 gardner pitch to sloan, loss of 0, no gain scbia
- 3 10 v 19 gardner pass to, k to wicks, gain of 3 hurr
- 4 2 v 27 sloan sweeps right, gain of 7 fd rush royster
- 1 10 v 34 dewa loss of 6 rogers
- 2 16 v 28 gardner pass to fadden, broken by royster
- 3 16 v 28 gardner pass to berce, thrown behind him
- 4 16 v 28 henderson punts to smading on the 32, return of 1 punt of 40 alvares

- W1 10 v 33 mach over center, gain of 9 rosborough
- 2 1 w 42 mach over right side, gain of 10 ramsey
- 1 10 v 48 pitch to wiatr, gain of 7 rosborough
- 2 3 v 41 mach over right side, gain of 5 fd rush alvares
- 1 10 v 36 wiatr, with flags, otkon on ut 5 penalty
- 1 15 v 41 mach stacked by osdowski, loss of 3
- 2 13 v 44 meglumery pass to wiatr, gain of 13 rosborough
- 3 5 v 31 mach, gain of 3 ramsey
- 4 2 v 28 mach fumbles recovered by browsing, caused by browsing, loss of 1

- V1 10 v 29 hitt pass to collern, dropped it
- 2 10 v 29 hitt pass to mattox, gain of 35/30 fd pass smading
- 1 10 v 41 sloan sweeps left, gain of 7 curry
- 2 3 w 34 sloan over center, gain of 1 confli
- 3 2 w 33 sloan over center, gain of 3 fd rush hurr
- 1 10 v 30 mattox on the end around, loss of 7 giblin
- 2 18 w 37 hitt pass to berce, low and he dropped it
- 3 18 v 37 hitt fumbles and recovered, penalty was loss of 1 for ure gilyaku
- 4 18 w 33 hitt pass to mattox, k just ~~overthrown~~ overthrown

- W1 10 v 38 mach over center, gain of 13 fd rush medanlo
- 1 10 v 49 wiatr over left side, gain of 9 waloback
- 2 1 v 40 mach over center, gain of 2 fd rush keto
- 1 10 v 38



VIRGINIA vs. VANDERBILT

Date NOV 1, 1975

Stadium DUDLEY

Attendance 21680

FINAL TEAM STATISTICS

|                                 | <u>VIRGINIA</u><br>VISITORS | <u>VANDERBILT</u><br>HOME TEAM |
|---------------------------------|-----------------------------|--------------------------------|
| Total First Downs               | <u>15</u>                   | <u>25</u> ✓                    |
| Rushing Yardage (Att./Net Yds.) | <u>35 - 164</u>             | <u>69 - 328</u> ✓              |
| Passing Yardage (Net)           | <u>105</u>                  | <u>87</u>                      |
| Total Offense                   | <u>269</u>                  | <u>415</u> ✓                   |
| Return Yardage                  | <u>18</u>                   | <u>56</u>                      |
| Passes Att./Comp./Int.          | <u>23 - 9 - 1</u>           | <u>15 - 7 - 2</u> ✓            |
| Punts Number/Average            | <u>9 - 41.2</u>             | <u>3 - 47.1</u> ✓              |
| Fumbles/Fumbles Lost            | <u>1 - 0</u>                | <u>1 - 0</u>                   |
| Penalties/Yards Penalized       | <u>2 - 56</u>               | <u>6 - 68</u> ✓                |
| <hr/>                           |                             |                                |
| First Down Rushing              | <u>7</u>                    | <u>19</u>                      |
| First Downs Passing             | <u>6</u>                    | <u>4</u>                       |
| First Downs Penalty             | <u>2</u>                    | <u>2</u>                       |
| Yards Interceptions Returned    | <u>4</u>                    | <u>5</u>                       |
| Punts Blocked By                | <u>0</u>                    | <u>0</u>                       |
| Punts Returned-Yards            | <u>2 - 14</u>               | <u>4 - 51</u>                  |
| Kickoffs Returned-Yards         | <u>1 - 23</u>               | <u>2 - 21</u>                  |
| Yards Lost Rushing              | <u>9</u>                    | <u>19</u>                      |
| Total Rushing Plays             | <u>35</u>                   | <u>69</u>                      |
| Total Plays                     | <u>58</u>                   | <u>84</u> ✓                    |

# FINAL INDIVIDUAL FOOTBALL STATISTICS

VIRGINIA

VISITORS

| RUSHING | Att | Net Yards | Fcr TD | Long Play |
|---------|-----|-----------|--------|-----------|
| ✓ SLOAN | 19  | 87        | 0      | 39        |
| DOWD    | 6   | 25        | 0      | 17        |
| SCROBA  | 5   | 39        | 0      | 33        |
| GARDNER | 3   | 6         | 1      | 3         |
| FLOW    | 2   | 7         | 0      | 6         |
| TOTALS  | 35  | 164       | 1      | 39        |

| PASSING | Att. | Comp. | Int. | Yards | Fcr TD | Long Play |
|---------|------|-------|------|-------|--------|-----------|
| GARDNER | 23   | 9     | 1    | 105   | 1      | 21        |
| TOTALS  | 23   | 9     | 1    | 105   | 1      | 21        |

| PASS RECEIVING | No. | Yds. | Fcr TD | Long Play |
|----------------|-----|------|--------|-----------|
| WICKS          | 1   | 18   | 0      | 18        |
| SLOAN          | 4   | 30   | 1      | 16        |
| FADDEN         | 2   | 33   | 0      | 21        |
| COLLEMAN       | 1   | 16   | 0      | 16        |
| BERGE          | 1   | 8    | 0      | 8         |
| TOTALS         | 9   | 105  | 1      | 21        |

| PUNTING   | No. | Yds. | Avg. | Long Punt |
|-----------|-----|------|------|-----------|
| HENDERSON | 9   | 371  | 41.2 | 68        |
| TOTALS    | 9   | 371  | 41.2 | 68        |

| ALL RETURNS | Punts No. | Yds. | Kickoffs No. | Yds. | Interceptions No. | Yds. |
|-------------|-----------|------|--------------|------|-------------------|------|
| POWERS      | -         | -    | -            | -    | 2                 | 4    |
| SCROBA      | 2         | 14   | 1            | 23   | -                 | -    |
| TOTALS      | 2         | 14   | 1            | 23   | 2                 | 4    |

VANDERBILT

HOME TEAM

| RUSHING  | Att | Net Yards | Fcr TD | Long Play |
|----------|-----|-----------|--------|-----------|
| ✓ SADLER | 38  | 147       | 2      | 14        |
| JOHNSON  | 5   | 23        | 0      | 11        |
| WRIGHT   | 9   | 41        | 0      | 11        |
| IZLAR    | 4   | 16        | 0      | 8         |
| BURTON   | 3   | 57        | 0      | 32        |
| CULLEY   | 4   | 6         | 0      | 3         |
| FISHER   | 7   | 32        | 0      | 11        |
| GROVES   | 3   | 19        | 0      | 16        |
| COX      | 1   | 5         | 0      | 5         |
| TOTALS   | 70  | 328       | 2      | 32        |

| PASSING | Att. | Comp. | Int. | Yards | Fcr TD | Long Play |
|---------|------|-------|------|-------|--------|-----------|
| WRIGHT  | 4    | 2     | 1    | 27    | 0      | 18        |
| CULLEY  | 3    | 0     | 0    | 0     | 0      | 0         |
| FISHER  | 8    | 5     | 1    | 60    | 0      | 19        |
| TOTALS  | 15   | 7     | 2    | 87    | 0      | 19        |

| PASS RECEIVING | No. | Yds. | Fcr TD | Long Play |
|----------------|-----|------|--------|-----------|
| BURTON         | 2   | 33   | 0      | 17        |
| SADLER         | 3   | 24   | 0      | 12        |
| COX            | 1   | 11   | 0      | 11        |
| MATHERS        | 1   | 19   | 0      | 19        |
| TOTALS         | 7   | 87   | 0      | 19        |

| PUNTING | No. | Yds. | Avg. | Long Punt |
|---------|-----|------|------|-----------|
| BURTON  | 3   | 125  | 41.7 | 48        |
| TOTALS  | 3   | 125  | 41.7 | 48        |

| ALL RETURNS | Punts No. | Yds. | Kickoffs No. | Yds. | Interceptions No. | Yds. |
|-------------|-----------|------|--------------|------|-------------------|------|
| PARRISH     | -         | -    | 1            | 6    | -                 | -    |
| CHESTLEY    | 3         | 41   | -            | -    | -                 | -    |
| JOHNSON     | -         | -    | 1            | 15   | -                 | -    |
| BANKS       | 1         | 10   | -            | -    | -                 | -    |
| M. BULLITT  | -         | -    | -            | -    | 1                 | 8    |
| TOTALS      | 4         | 57   | 2            | 31   | 1                 | 8    |

INDIVIDUAL DEFENSIVE STATISTICS

VIRGINIA vs. VANDERBILT

DATE NOVEMBER 1, 1975

STADIUM DUDLEY

VIRGINIA

VANDY

VISITORS

HOME

| PLAYER    | TACKLES |         |
|-----------|---------|---------|
|           | SOLO    | ASSISTS |
| BOWIE     | 12      | 2       |
| F. MORRIS | 8       | 6       |
| OZDOWSKI  | 8       | 3       |
| KETO      | 7       | 3       |
| WALCHACIK | 6       | 1       |
| MEADE     | 6       | 1       |
| CHOMA     | 5       | 2       |
| ROSEBORO  | 5       | 0       |
| PEABE     | 4       | 2       |
| BROWNING  | 4       | 0       |
| POWERS    | 3       | 2       |
| BANBURY   | 2       | 2       |
| WILLIAMS  | 2       | 1       |
| J. MORRIS | 2       | 0       |
| MC DANIEL | 2       | 0       |
| JACKSON   | 2       | 0       |
| TAYLOR    | 1       | 1       |
| GLASSIC   | 1       | 0       |
| BAUMANN   | 1       | 0       |
| RAMSEY    | 1       | 0       |

| TACKLES FOR LOSS | NO. | YDS. |
|------------------|-----|------|
| MEADE            | 2   | 4    |
| OZDOWSKI         | 1   | 8    |
| KETO             | 1   | 4    |
| BROWNING         | 1   | 1    |

| PASSES INTERCEPTED | NO. | YDS. |
|--------------------|-----|------|
| POWERS             | 2   | 4    |

| PASSES BROKEN UP | NO. |
|------------------|-----|
| J. MORRIS        | 1   |
| F. MORRIS        | 1   |
| PEABE            | 1   |

| BLOCKED KICKS | PUNT | PLACE |
|---------------|------|-------|
|               |      |       |

| FUMBLES RECOVERED | NO. |
|-------------------|-----|
|                   |     |

| PLAYER      | TACKLES |         |
|-------------|---------|---------|
|             | SOLO    | ASSISTS |
| GALBIEZ     | 9       | 3       |
| CALVIN      | 5       | 0       |
| OAKS        | 4       | 3       |
| RILEY       | 4       | 2       |
| WEAVER      | 3       | 3       |
| JACOBS      | 3       | 1       |
| CHESLEY     | 3       | 1       |
| HARRISON    | 2       | 2       |
| REGEN       | 2       | 1       |
| REYNOLDS    | 2       | 0       |
| SADLER      | 2       | 0       |
| HALE        | 1       | 2       |
| LILLY       | 1       | 1       |
| HEMPHRIES   | 1       | 1       |
| DIAZ        | 1       | 0       |
| CUMMINGS    | 1       | 0       |
| WILSON      | 1       | 0       |
| ENGLISH     | 1       | 0       |
| DR. BRUGGAN | 0       | 2       |

| TACKLES FOR LOSS | NO. | YDS. |
|------------------|-----|------|
| GALBIEZ          | 3   | 6    |
| WEAVER           | 1   | 2    |

| PASSES INTERCEPTED | NO. | YDS. |
|--------------------|-----|------|
| CUMMINGS           | 1   | 5    |

| PASSES BROKEN UP | NO. |
|------------------|-----|
| CHESLEY          | 2   |
| WEAVER           | 1   |
| HARRISON         | 1   |

| BLOCKED KICKS | PUNT | PLACE |
|---------------|------|-------|
|               |      |       |

| FUMBLES RECOVERED | NO. |
|-------------------|-----|
|                   |     |

8

VANDERBILT VS. VIRGINIA - Nov. 1, 1975

Dudley Field

WIND So. 10-15 MPH

TEMP. 66°

THE TOSS: Virginia wins toss, elects to receive. Vandy defends south goal.

THE KICKOFF: Martin kicks to end zone.

\*\*\*\*\*

| DOWN/YARD |                                                                             | TACKLED BY:          | FIRST DOWN |
|-----------|-----------------------------------------------------------------------------|----------------------|------------|
| Va. Ball  |                                                                             |                      |            |
| 1-10-V20  | Sloan to right guard for 1 yard.                                            | Galbierz & Harrison  |            |
| 2-9-V21   | Sloan to left end for 6 yards.                                              | Oaks                 |            |
| 3-3-V26   | Sloan up middle for 6 yards.                                                | Regen                | FD         |
| 1-10-V33  | Dowe to left guard for 1 yard.                                              | Jacobs & Harrison    |            |
| 2-1-V34   | Garner passes complete to Wicks for 18 yards.                               | Chesley              | FD         |
| 1-10-V43  | Sloan to right guard for 3 yards.                                           | Galbierz & Oaks      |            |
| 2-7-V45   | Dowe up middle for 3 yards.                                                 | Riley & Jacobs       |            |
| 3-4-V42   | Gardner pass knocked down by Harrison.                                      |                      |            |
| 4-4-V42   | Henderson kicks to Oaks, fair catch on Va 15.<br>Kick good for 27 yards.    |                      |            |
| Va. Ball  |                                                                             |                      |            |
| 1-10-V15  | Sadler to left guard for 8 yards.                                           | F. Morris & Walshack |            |
| 2-2-V23   | Sadler up middle for 4 yards.                                               | F. Morris            | FD         |
| 1-10-V27  | Johnson up middle for 2 yards.                                              | Keto & Pfabe         |            |
| 2-8-V29   | Wright passes incomplete to Sadler.                                         |                      |            |
| 3-8-V29   | Wright keeps to left end for 11 yards.                                      | F. Morris            | FD         |
| 1-10-V40  | Johnson to right guard for 8 yards.                                         | Keto & Bowie         |            |
| 2-2-V48   | Sadler to right tackle for 5 yards.                                         | Bowie                | FD         |
| 1-10-V47  | Sadler up middle for 1 yard.                                                | F. Morris & Keto     |            |
| 2-9-V46   | Wright pass intercepted by Powers on Vi 39, returned 4 yards.               | Sadler               |            |
| Vi. Ball  |                                                                             |                      |            |
| 1-10-V43  | Dowe up middle for 17 yards.                                                | Chesley              | FD         |
| 1-10-V40  | Sloan up middle for 3 yards.                                                | Reynolds & Weaver    |            |
| 2-7-V43   | Dowe up middle for loss of (1) yard.                                        | Galbierz             |            |
| 3-8-V43   | Gardner overthrows Fadden, out of bounds.                                   |                      |            |
| 4-8-V43   | Henderson kicks to Chesley, fair catch on Va 12.<br>Kick good for 26 yards. |                      |            |
| Va. Ball  |                                                                             |                      |            |
| 1-10-V42  | Johnson to right guard for 1 yard.                                          | Ozdowski & Keto      |            |
| 2-9-V43   | Sadler to left end for loss of (1) yard.                                    | Heade                |            |
| 3-10-V42  | Sadler up middle for 2 yards.                                               | Ozdowski & F. Morris |            |
| 4-8-V44   | Burton kicks ball dead on Va. 48.<br>Kick good for 34 yards.                |                      |            |
| Vi. Ball  |                                                                             |                      |            |
| 1-10-V48  | Gardner overthrows Fadden, out of bounds.                                   |                      |            |
| 2-10-V48  | THE Sloan to right end for 6 yards.                                         | Oaks                 |            |
| 3-4-V42   | Sloan to right tackle for 2 yards.                                          | Galbierz & Riley     |            |
| 4-2-V40   | Henderson kicks to end zone. Good for 40 yards.                             |                      |            |
| Va. Ball  |                                                                             |                      |            |
| 1-10-V20  | Burton to left tackle for 2 yards.                                          | Ozdowski & F. Morris |            |
| 2-8-V21   | Wright passes complete to Burton for 9 yards.                               | Bowie                | FD         |
| 1-10-V30  | Islar up middle for 8 yards.                                                | Ozdowski & Bowie     |            |
| 2-2-V38   | Sadler up middle for 8 yards.                                               | Heade                | FD         |
| 1-10-V46  | Sadler up middle for 12 yards.                                              | Walshack & F. Morris | FD         |
| 1-10-V42  | Wright keeps to right tackle for 6 yards.                                   | Bowie                |            |
| 2-4-V46   | Sadler to left guard for 1 yard.                                            | Powers & Heade       |            |
| 3-3-V45   | Islar to right guard for 1 yard.                                            | Ransoy & Ozdowski    |            |
| 4-2-V44   | Wright keeps to left tackle for 5 yards.                                    | F. Morris            | FD         |
| 1-10-V40  | END OF FIRST QUARTER                                                        |                      |            |

VANDY O VIRGINIA O

# First Quarter Statistics

|                                                    | <u>VIRGINIA</u><br>Visitors | <u>VANDERBILT</u><br>Home Team |
|----------------------------------------------------|-----------------------------|--------------------------------|
| First Downs .....                                  | <u>3</u>                    | <u>8</u>                       |
| Rushing Yardage Att./Not yds. ....                 | <u>11 - 47</u>              | <u>18 - 83</u>                 |
| Net Yards Passing .....                            | <u>18</u>                   | <u>9</u>                       |
| Total Offense .....                                | <u>65</u>                   | <u>92</u>                      |
| Passes (Attempted-Completed-Not Intercepted) ..... | <u>4 - 1 - 0</u>            | <u>3 - 1 - 1</u>               |
| Punts, Average .....                               | <u>3 for 31</u>             | <u>1 for 34</u>                |
| Fumbles Lost .....                                 | <u>1 - 0</u>                | <u>0 - 0</u>                   |
| Penalties/Yards Penalized .....                    | <u>0 for 0</u>              | <u>0 for 0</u>                 |



VANDY VS. VIRGINIA - Second Quarter

Attendance 21,680

Vandy O Virginia O

| DOWN/YARD  |                                                        | TACKLED BY:           |    |
|------------|--------------------------------------------------------|-----------------------|----|
| * * * * *  |                                                        |                       |    |
| Va. Ball   |                                                        |                       |    |
| 1-10-V130  | Sadler to right guard for 9 yards.                     | Walchaek & Powers     |    |
| 2-1-V120   | Wright keeps up middle for 4 yards.                    | Keto & F. Morris      | FD |
| 1-10-V116  | Talar up middle for 4 yards.                           | Keto & Taylor         |    |
| 2-6-V112   | Sadler to left guard for 4 yards.                      | Meade & Banbury       |    |
| 3-2-V18    | Wright keeps to right guard for 1 yard.                | Ozdowski              |    |
| 4-1-V17    | Wright keeps up middle for 5 yards.                    | Bowie & Ghoma         | FD |
| 1-2-V12    | Sadler to right tackle for TD. 12'16"                  | VANDY 6 VIRGINIA      | TD |
|            | (80 yards in 16 plays, time 6'54")                     |                       |    |
|            | Adams PAT good.                                        | VANDY 7 VIRGINIA      | O  |
|            | Vandy penalized 15 yards for spiking ball.             |                       |    |
|            | Martin kicks from Va25, out of bounds on Vi. 14.       |                       |    |
|            | Vandy penalized 5 yards for offsides.                  |                       |    |
|            | Martin kicks to Sroba on Vi 21, returns to Vild.       | O'Neal                |    |
|            | Return of 23 yards.                                    |                       |    |
| Vi. Ball   |                                                        |                       |    |
| 1-10-V144  | Sroba to left guard for 33 yards.                      | Wilson & Oaks         | FD |
| 1-10-Va23  | Flow up middle for 6 yards.                            | Lilly & Hale          |    |
| 2-4-Va17   | Gardner overthrows Fadden in end zone.                 |                       |    |
| 3-4-Va17   | Sroba to right end for 3 yards.                        | Weaver & Hale         |    |
| 4-1-Va14   | Gardner up middle for 3 yards.                         | English & Weaver      | FD |
| 1-10-Va11  | Sloan up middle for 2 yards.                           | Galbierz              |    |
| 2-9-Va9    | Gardner to left guard for 2 yards.                     | Oaks & Lilly          |    |
| 3-6-Va7    | Dowe up middle for 4 yards.                            | Weaver                |    |
| 4-2-Va3    | Sloan to left tackle for 2 yards.                      | Rogen                 | FD |
| 1-1-Va1    | Gardner keeps up middle for TD. 7'40"                  | VANDY 7 VIRGINIA 6    | TD |
|            | Hottowe PAT good.                                      | VANDY 7 VIRGINIA 7    | TD |
|            | (56 yards in 10 plays, time 4'26")                     |                       |    |
|            | Hottowe kicks to Parrish on end zone, returns to Va 6. | Bowie                 |    |
| Va. Ball   |                                                        |                       |    |
| 1-10-Va6   | Sadler up middle for 2 yards.                          | Ghoma                 |    |
| 2-8-Va8    | Sadler to left guard for 14 yards.                     | Bowie & Powers        | FD |
| 1-10-Va22  | Culley keeps to right tackle for 2 yards.              | F. Morris & Hackworth |    |
| 2-8-Va24   | Sadler to right end for 1 yard.                        | Bowie                 |    |
| 3-7-Va25   | Culley passes incomplete to Cox.                       | Prabe                 |    |
| 4-7-Va25   | Burton kicks to Sroba on V132, returns to Vi 37        | Sadler & Humphreys    |    |
|            | Kick good for 43 yards.                                |                       |    |
| Vi. Ball   |                                                        |                       |    |
| 1-10-V137  | Gardner passes incomplete to Mather, overthrown.       |                       |    |
| 2-10-V137  | Sloan up middle for loss of (2) yards.                 | Galbierz              |    |
| 3-12-V135  | Gardner passes complete to Sloan for no gain.          | Riley & Galbierz      |    |
| 4-12-V135  | Henderson kicks to Chesley on Va 14, returns 20 yds.   | Baumann               |    |
|            | Kick good for 51 yards.                                |                       |    |
| Va. Ball   |                                                        |                       |    |
| 1-10-Va34  | Culley keeps to left end for 3 yards.                  | Roseborough           |    |
| 2-7-Va37   | Culley keeps for loss of (3) yards.                    | Meade & Keto          |    |
| 3-10-Va34  | Culley passes incomplete to Mathers.                   | F. Morris             |    |
| 4-10-Va34  | Burton kicks to Sroba on Vi 18, returns 9 yards.       | Humphreys             |    |
|            | Kick good for 48 yards.                                |                       |    |
| Vi. Ball   |                                                        |                       |    |
| 1-10-V127  | Gardner passes complete to Fadden for 21 yards.        | Chesley               | FD |
| 1-10-V148  | Sloan up middle for 39 yards.                          | Riley                 | FD |
| 1-10-Va13  | Dowe to left guard for 1 yard.                         | Jacobs & Weaver       |    |
| 2-9-Va12   | Gardner passes incomplete to Fadden, out of bounds.    |                       |    |
| 3-9-Va12   | Gardner passes complete to Sloan for TD. 0'47"         | VANDY 7 VIRGINIA 13   | TD |
|            | Hottowe PAT good.                                      | VANDY 7 VIRGINIA 14   | TD |
|            | (73 yards in 5 plays, time 1'36")                      |                       |    |
|            | Hottowe kicks out of end zone.                         |                       |    |
| Va. Ball   |                                                        |                       |    |
| 1-10-Va 20 | Sadler up middle for 5 yards.                          | Ghoma & Ozdowski      |    |
| 2-5-Va25   | Sadler to right tackle for 13 yards.                   | Powers                | FD |
| 1-10-Va38  | Culley keeps for loss of (8 yards)                     | Ozdowski              |    |
| 2-18-Va30  | Culley passes incomplete, out of bounds.               |                       |    |
|            | END OF FIRST HALF                                      |                       |    |

VANDERBILT 7 VIRGINIA 14

# QUICK FOOTBALL STATS

Quick Halftime and After Game Reports of Vital Team Statistics and Individual Leaders  
(Approved Wire Services Form)

**HALFTIME** ←

Circle One

→ **FINAL**

**TEAM STATISTICS**

|                                       | <u>VIRGINIA</u><br>VISITORS | <u>VANDERBILT</u><br>HOME TEAM |
|---------------------------------------|-----------------------------|--------------------------------|
| First Downs .....                     | 9                           | 11                             |
| Rushing Yardage (Att./Net Yds.) ..... | 23 - 141                    | 34 - 141                       |
| Passing Yardage .....                 | 51                          | 9                              |
| Total Offense .....                   | 192                         | 150                            |
| *Return Yardage (Net) .....           | 18                          | 20                             |
| Passes (Att.-Comp.-Had Int'd) .....   | 10 - 4 - 0                  | 6 - 1 - 1                      |
| Punts (Number-Average) .....          | 4 - 36                      | 3 - 41.7                       |
| Fumbles-Fumbles Lost .....            | 1 - 0                       | 0 - 0                          |
| Penalties-Yards Penalized .....       | 0 - 0                       | 2 - 20                         |

\*Returns of Punts, Intercepted Passes and Fumbles (not kickoffs).

## INDIVIDUAL LEADERS

### VIRGINIA

VISITORS

**RUSHING**

|         | Att'd | Net Yards | For TD | Long Run |
|---------|-------|-----------|--------|----------|
| SLOAN   | 11    | 68        | 0      | 39       |
| DOWE    | 6     | 25        | 0      | 17       |
| GARDNER | 3     | 6         | 1      | 3        |

**PASSING**

|         | Att.-Comp.-Int. | Yds. | For TD |
|---------|-----------------|------|--------|
| GARDNER | 10 - 4 - 0      | 51   | 1      |

**PASS RECEIVING**

|        | No. | Yards | For TD |
|--------|-----|-------|--------|
| FADDEN | 1   | 21    | 0      |
| SLOAN  | 2   | 12    | 1      |
| WICKS  | 1   | 18    | 0      |

**PUNTING**

|           | No. | Avg. | Long |
|-----------|-----|------|------|
| HENDERSON | 4   | 36   | 51   |

### VANDERBILT

HOME TEAM

**RUSHING**

|        | Att'd | Net Yards | For TD | Long Run |
|--------|-------|-----------|--------|----------|
| SADLER | 17    | 90        | 1      | 14       |
| WRIGHT | 6     | 32        | 0      | 11       |
| IZLAR  | 3     | 13        | 0      | 8        |

**PASSING**

|        | Att.-Comp.-Int. | Yds. | For TD |
|--------|-----------------|------|--------|
| WRIGHT | 3 - 1 - 1       | 9    | 0      |
| CULLEY | 3 - 0 - 0       | 0    | 0      |

**PASS RECEIVING**

|        | No. | Yards | For TD |
|--------|-----|-------|--------|
| BURTON | 1   | 9     | 0      |

**PUNTING**

|        | No. | Avg. | Long |
|--------|-----|------|------|
| BURTON | 3   | 41.7 | 48   |

VANDERBILT VS. VIRGINIA - Third Quarter

Vandy 7 Virginia 14

THE KICKOFF: Hottowe kicks to Johnson on Va 15, returns to Va 30. Tackled by Bowie.

\*\*\*\*\*

| DOWN/YARD |                                                                                                | TACKLED BY:           | FIRST DOWN |
|-----------|------------------------------------------------------------------------------------------------|-----------------------|------------|
| Va. Ball  |                                                                                                |                       |            |
| 1-10-Va30 | Sadler to left tackle for 3 yards.                                                             | Browning & Banbury    |            |
| 2-7-Va33  | Wright passes complete to Sadler for 18 yards.                                                 | Banbury               | FD         |
| 1-10-Vi19 | Johnson up middle for 11 yards.                                                                | Bowie & F. Morris     | FD         |
| 1-10-Vi38 | Sadler to left tackle for loss of (1) yards.                                                   | Browning & Ozdowski   |            |
| 2-11-Vi39 | Wright keeps to right end for 5 yards.                                                         | Bowie                 |            |
| 3-6-Vi35  | Wright keeps to left tackle for 3 yards.                                                       | Browning              |            |
| 4-3-Vi32  | Wright passes incomplete to Cox.                                                               |                       |            |
|           | Virginia penalized 14 yards for pass interference.                                             |                       | FD         |
| 1-10-Vi18 | Sadler up middle for 2 yards.                                                                  | Taylor                |            |
| 2-8-Vi16  | Sadler up middle for 2 yards.                                                                  | Pfabe                 |            |
| 3-6-Vi14  | Wright to left end for 2 yards.                                                                | Browning & J. Morris  |            |
| 4-4-Vi12  | Adams field goal from Vi. 19, wide to right.                                                   |                       |            |
| Vi. Ball  |                                                                                                |                       |            |
| 1-10-Vi20 | Gardner passes incomplete to Fadden.                                                           | Reynolds              |            |
| 2-10-Vi20 | Sloan up middle for 2 yards.                                                                   | Harrison              |            |
| 3-8-Vi22  | Gardner pass incomplete to Fadden.                                                             | Weaver                |            |
| 4-8-Vi22  | Henderson kicks to Oaks on Va. 14, returns 10 yds.<br>Kick good for 37 yards.                  | Jackson               |            |
| Va. Ball  |                                                                                                |                       |            |
| 1-10-Vi19 | Fisher keeps to right end for 7 yards.                                                         | Pfabe                 |            |
| 2-3-Vi12  | Sadler to left guard for 8 yards.                                                              | Ozdowski              | FD         |
| 1-10-Vi34 | Fisher passes incomplete to Cox, out of bounds.                                                |                       |            |
| 2-10-Vi34 | Fisher pass intercepted by Powers on Vi 19.                                                    |                       |            |
| Vi. Ball  |                                                                                                |                       |            |
| 1-10-Vi19 | Sloan to left guard for 12 yards.                                                              | Calvin                | FD         |
| 1-10-Vi31 | Gardner passes incomplete to Fadden, out of bounds.                                            |                       |            |
| 2-10-Vi31 | Sloan to right end for 1 yard.                                                                 | Reynolds              |            |
| 3-9-Vi32  | Gardner pass knocked down by Chesley.                                                          |                       |            |
| 4-9-Vi32  | Henderson kicks to Chesley on Va 22, returns 16 yards.<br>Kick good for 46 yards.              | Classic               |            |
| Va. Ball  |                                                                                                |                       |            |
| 1-10-Va38 | Sadler to left end for loss of (4) yards.                                                      | Keto                  |            |
| 2-14-Va34 | Fisher passes complete to Sadler for 6 yards.                                                  | Bowie & Pfabe         |            |
| 3-8-Va40  | Fisher passes complete to Burton for 17 yards.                                                 | Roseborough           | FD         |
| 1-10-Vi13 | Burton on reverse to right end for 18 yards.                                                   | Meade                 | FD         |
| 1-10-Vi25 | Sadler to left tackle for 6 yards.                                                             | Pfabe                 |            |
| 2-4-Vi19  | Izlar to right guard for 3 yards.                                                              | Keto                  |            |
| 3-1-Vi16  | Sadler to right guard for no gain.                                                             | Bowie                 |            |
| 4-1-Vi16  | Fisher keeps up middle for no gain.                                                            |                       |            |
| Vi. Ball  |                                                                                                |                       |            |
| 1-10-Vi15 | Sloan to left guard for 3 yards.                                                               | Riley                 |            |
| 2-7-Vi18  | Sloan to right end for loss of (2) yards.                                                      | WARR Weaver & Chesley |            |
| 3-9-Vi16  | Gardner passes incomplete to Wicks.                                                            | Chesley               |            |
| 4-9-Vi16  | Henderson kicks to Chesley on Va 16, returns 5 yards.<br>Kick good for <del>60</del> 68 yards. |                       |            |
| Va. Ball  |                                                                                                |                       |            |
| 1-10-Va21 | Sadler to left guard for 4 yards.                                                              | F. Morris & Meade     |            |
| 2-6-Va25  | Sadler up middle for 4 yards.                                                                  | F. Morris             |            |
| 3-2-Va29  | END OF THIRD QUARTER                                                                           |                       |            |

VANDY 7 VIRGINIA 14

VANDY VS. VIRGINIA - Fourth Quarter  
 Vandy 7 Virginia 14

| DOWN/YARD |                                                                                                                                  | TACKLED BY:         | FIRST DOWN                                   |
|-----------|----------------------------------------------------------------------------------------------------------------------------------|---------------------|----------------------------------------------|
| Va. Ball  |                                                                                                                                  |                     |                                              |
| 3-2-Va29  | Fisher's pass intercepted by J. Norris.<br>Virginia penalized 42 yards for pass interference.                                    |                     | TD                                           |
| 1-10-Vi29 | Vandy penalized 5 yards for illegal motion.                                                                                      |                     |                                              |
| 1-15-Vi34 | Fisher passes complete to Burton for 7 yards.                                                                                    | Williams            |                                              |
| 2-8-Vi27  | Inlar to right guard for no gain. Fumbled & recovered by Vandy.                                                                  | J. Norris           |                                              |
| 3-8-Vi27  | Fisher pass intended for Cox, incomplete.                                                                                        |                     |                                              |
| 4-8-Vi27  | Adams field goal from Vi 34 good. 13:22"<br>(79 yards in 8 plays, time 2:36")<br>Martin kicks to end zone.                       |                     | VANDY 10 VIRGINIA 14                         |
| Vi. Ball  |                                                                                                                                  |                     |                                              |
| 1-10-Vi20 | Szoba up middle 2 yards.                                                                                                         | Hale & Brogdon      |                                              |
| 2-8-Vi22  | Szoba to left end for 4 yards.                                                                                                   | Calvin              |                                              |
| 3-4-Vi26  | Szoba to right guard for loss of (3) yards.                                                                                      | Galbierz            |                                              |
| 4-7-Vi23  | Henderson kicks to Chesley, fair catch on Va. 43.<br>Kick good for 36 yards.                                                     |                     |                                              |
| Va. Ball  |                                                                                                                                  |                     |                                              |
| 1-10-Va41 | Burton on end around to right tackle for 32 yards.                                                                               | J. Norris           | TD                                           |
| 1-10-Vi27 | Sadler to left guard for 2 yards.                                                                                                | Pfabe & F. Norris   |                                              |
| 2-8-Vi25  | Fisher passes complete to Cox for 11 yards.                                                                                      | Williams            | TD                                           |
| 1-10-Vi44 | Sadler to right tackle for 13 yards.                                                                                             | McDaniel            | TD                                           |
| 1-4-Vi11  | Sadler to right guard for no gain.                                                                                               | Keto                |                                              |
| 2-1-Vi11  | Sadler dives over left guard for TD. 10:15"<br>Adams PAT good.<br>(59 yards in 6 plays, time 1:49")<br>Martin kicks to end zone. |                     | VANDY 16 VIRGINIA 14<br>VANDY 17 VIRGINIA 14 |
| Vi. Ball  |                                                                                                                                  |                     |                                              |
| 1-10-Vi20 | Gardner passes complete to Collieren for 16 yards.<br>Vandy penalized 15 yards for face mask.                                    | Curnutte & Oaks     | TD                                           |
| 1-10-Va49 | Flow up middle for 1 yard.                                                                                                       | Galbierz & Rogers   |                                              |
| 2-9-Va48  | Gardner passes complete to Sloan for 2 yards.                                                                                    | Galbierz            |                                              |
| 3-7-Va46  | Gardner passes incomplete to Sloan, dropped.                                                                                     |                     |                                              |
| 4-7-Va45  | Henderson kicks ball dead on Va 6.<br>Kick good for 40 yards.                                                                    |                     |                                              |
| Va. Ball  |                                                                                                                                  |                     |                                              |
| 1-10-Va6  | Sadler up middle for 8 yards.                                                                                                    | Roseborough & Choma |                                              |
| 2-2-Va14  | Sadler up middle for 5 yards.                                                                                                    | Choma & Hackworth   | TD                                           |
| 1-10-Va19 | Sadler to left end for 4 yards.                                                                                                  | Powers              |                                              |
| 2-6-Va23  | <del>Sadler to right guard for 16 yds.</del><br>Groves to right guard for 16 yds.                                                | Walchack            | TD                                           |
| 1-10-Va39 | Groves to left guard for 4 yards.                                                                                                | Roseborough         |                                              |
| 2-6-Va43  | Fisher keeps to right tackle for 4 yards.                                                                                        | Choma               |                                              |
| 3-2-Va47  | Cox to left end for 5 yards.                                                                                                     | Walchack            | TD                                           |
| 1-10-Vi48 | Johnson up middle for 2 yards.                                                                                                   | Choma               |                                              |
| 2-8-Vi46  | Fisher keeps to right tackle for 2 yards.                                                                                        | McDaniel            |                                              |
| 3-6-Vi44  | Fisher passes complete to Reilly for 11 yards.<br>Vandy penalized 11 yards for holding.                                          | Walchack            |                                              |
| 3-20-Va42 | Fisher passes complete to Mathers for 19 yards.                                                                                  | Roseborough         |                                              |
| 4-1-Vi39  | Groves to right guard for loss of (1) yard.                                                                                      | Ozdowski            |                                              |
| Vi. Ball  |                                                                                                                                  |                     |                                              |
| 1-10-Vi40 | Gardner passes complete to Sloan for 16 yards.<br>Vandy penalized 14 yards for spearing.                                         | Oaks                | TD                                           |
| 1-10-Va30 | Gardner passes incomplete to Padden, underthrown.                                                                                |                     |                                              |
| 2-10-Va30 | Gardner passes complete to Berce for 8 yards.                                                                                    | Calvin              |                                              |
| 3-8-Va22  | Sloan to right end for loss of (1) yard.                                                                                         | Jacobs & Riley      |                                              |
| 4-3-Va23  | Gardner passes complete to Padden for 12 yards.                                                                                  | Calvin              |                                              |
| 1-10-Va31 | Sloan up middle for 1 yard.                                                                                                      | Harrison & Galbierz |                                              |
| 2-9-Va10  | Sloan to left tackle for 3 yards.                                                                                                | Calvin & Galbierz   |                                              |
| 3-6-Va7   | Gardner pass intercepted by Curnutte on Va 2 returning 5 yards.                                                                  |                     |                                              |
| Va. Ball  |                                                                                                                                  |                     |                                              |
| 1-10-Va7  | Fisher keeps up middle for 9 yards.                                                                                              | F. Norris           |                                              |
| 2-1-Va6   | Fisher keeps for 11 yards.                                                                                                       | Walchack            |                                              |
| 1-10-Va27 | Fisher keeps for loss of (1) yard.                                                                                               |                     |                                              |
| 2-10-Va26 | END OF GAME.                                                                                                                     |                     |                                              |

VANDERBILT 17 VIRGINIA 14

hal

VA. vs. EAST CAROLINA Nov. 8, 1975

FINAL TEAM FOOTBALL STATISTICS

|                                          | E. CAROLINA<br>VISITOR | VA.<br>HOME |
|------------------------------------------|------------------------|-------------|
| First Downs Rushing .....                | 34                     | 12          |
| First Downs Passing .....                | 2                      | 9           |
| First Downs by Penalties .....           | 0                      | 1           |
| TOTAL FIRST DOWNS .....                  | 36                     | 22          |
| Number Attempts Rushing .....            | 80                     | 50          |
| Yards Gained Rushing .....               | 639                    | 232         |
| Yards Lost Rushing .....                 | 6                      | 29          |
| NET YARDS GAINED RUSHING .....           | 633                    | 203         |
| PASSING (Comp.-Att.-Int.) .....          | 2-4-1                  | 14-31-1     |
| NET YARDS GAINED PASSING .....           | 57                     | 219         |
| Number Plays Rushing and Passing .....   | 84                     | 81          |
| TOTAL OFFENSIVE YARDAGE .....            | 690                    | 422         |
| TOTAL RETURN YARDAGE (Less Kick-offs) .. | 0                      | 16          |
| No. Interceptions & Yards Returned ..... | 1-0                    | 1-11        |
| PUNTS (Number-Yards-Average) .....       | 2-78-39                | 3-127-42.3  |
| Punts Held Blocked .....                 | 0                      | 0           |
| PUNTS RETURNED & YARDAGE .....           | 0                      | 1-5         |
| KICKOFFS RETURNED & YARDAGE .....        | 2-55                   | 9-186       |
| PENALTIES--YARDS .....                   | 2-10                   | 4-24        |
| FUMBLES--FUMBLES LOST .....              | 2-0                    | 4-2         |

|                    | 1 | 2  | 3  | 4  | Final |
|--------------------|---|----|----|----|-------|
| Away EAST CAROLINA | 6 | 20 | 21 | 14 | 61    |
| Home VIRGINIA      | 3 | 0  | 0  | 7  | 10    |

Scoring: E.C. HAWKINS 6 yd RUSH, CONATY MISSED K PAT  
 VA. HOTTOWE 27 yd FIELD GOAL  
 E.C. DAUB 2 yd RUSH, CONATY MISSED K PAT  
 E.C. STRAYHORN 13 yd RUSH, WEAVER FAIL PASS INT  
 E.C. WEAVER 6 yd RUSH, WEAVER PUN  
 E.C. DAUB 8 yd RUSH, CONATY K PAT  
 E.C. JONES 9 yd RUSH, CONATY K PAT  
 E.C. KOLANNO 2 yd RUSH, CONATY K PAT  
 E.C. MICKS 9 yd RUSH, CONATY K PAT  
 E.C. GREER, 9 yd RUSH, CONATY K PAT  
 VA. FLOW 2 yd RUSH, HOTTOWE K PAT

Attendance: 21,950 Weather: GREAT - WELL OF A LOT BETTER THAN GAME

FINAL INDIVIDUAL FOOTBALL STATISTICS

*EAST CAROLINA*  
TAMU

*VA.*

WAKE

| RUSHING     | Att. | Gain  | Loss  | Net  | L.G. |
|-------------|------|-------|-------|------|------|
| WEAVER      | 4    | 42    |       | 42   | 16   |
| DAUB        | 11   | 49    |       | 49   | 8    |
| STRAYHORN   | 14   | 109   | 1     | 108  | 16   |
| HARRIS      | 9    | 69    |       | 69   | 13   |
| JONES       | 7    | 38    |       | 38   | 10   |
| WICKS       | 8    | 164   |       | 164  | 87   |
| FRENCH      | 6    | 19    |       | 19   | 5    |
| HOLLAND     | 9    | 40    |       | 40   | 19   |
| SOUTHERLAND | 5    | 27    |       | 27   | 11   |
| CREECH      | 5    | 26    | 5     | 21   | 16   |
| PASSING     | Att. | Comp. | Ints. | Yds. | L.G. |
| WEAVER      | 4    | 2     | 1     | 57   | 40   |

| PASS RECEIVING | No. | Yds. | TD | L.G. |
|----------------|-----|------|----|------|
| WILLIAMSON     | 1   | 37   |    | 17   |
| HARRIS         | 1   | 40   |    | 40   |

| PUNTING | No. | Yds. | Avg. | L.P. |
|---------|-----|------|------|------|
| DAUB    | 2   | 78   | 39   | 44   |

| PUNT RETURNS | No. | Yds. | Avg. | L.P. |
|--------------|-----|------|------|------|
|--------------|-----|------|------|------|

| KICKOFF RETURNS | No. | Yds. | Avg. | L.P. |
|-----------------|-----|------|------|------|
| STRAYHORN       | 2   | 55   | 27.5 | 28   |

| PASS INTERCEPTIONS | No. | Yds. | L.P. |
|--------------------|-----|------|------|
| HOLLAND            | 1   | 0    |      |

| RUSHING | Att. | Gain | Loss | Net | L.G. |
|---------|------|------|------|-----|------|
| GARDNER | 5    | 7    | 10   | (3) | 4    |
| SLOAN   | 14   | 72   | 9    | 63  | 27   |
| DOWE    | 7    | 40   |      | 40  | 12   |
| COLBAND | 9    | 42   | 3    | 39  | 17   |
| FLOW    | 5    | 33   | 1    | 32  | 26   |
| SROBA   | 10   | 38   | 4    | 34  | 15   |

| PASSING | Att. | Comp. | Ints. | Yds. | L.G. |
|---------|------|-------|-------|------|------|
| GARDNER | 17   | 7     | 1     | 123  | 32   |
| WITT    | 9    | 4     |       | 42   | 16   |
| FLOWER  | 5    | 3     |       | 54   | 33   |

| PASS RECEIVING | No. | Yds. | TD | L.G. |
|----------------|-----|------|----|------|
| WICKS          | 4   | 45   |    | 14   |
| FADDEN         | 1   | 22   |    | 22   |
| DOWE           | 1   | 24   |    | 24   |
| COLLERAN       | 1   | 32   |    | 32   |
| SROBA          | 1   | 6    |    | 6    |
| BERCE          | 1   | 12   |    | 12   |
| JACKSON        | 4   | 62   |    | 62   |
| WIND           | 1   | 76   |    | 76   |

| PUNTING    | No. | Yds. | Avg. | L.P. |
|------------|-----|------|------|------|
| HEARDERSON | 3   | 120  | 40   | 52   |

| PUNT RETURNS | No. | Yds. | Avg. | L.P. |
|--------------|-----|------|------|------|
| SROBA        | 1   | 5    | 5    | 5    |

| KICKOFF RETURNS | No. | Yds. | Avg. | L.P. |
|-----------------|-----|------|------|------|
| SROBA           | 8   | 171  | 21.4 | 31   |
| WALCHACK        | 1   | 15   | 15   | 15   |

| PASS INTERCEPTIONS | No. | Yds. | L.P. |
|--------------------|-----|------|------|
| POWERS             | 1   | 11   | 11   |

| ECU Name  | Tackles | Assists | Totals |
|-----------|---------|---------|--------|
| BOLDING   | 2       | 2       | 4      |
| MYRICK    | 3       | 0       | 3      |
| MADISON   | 1       | 2       | 3      |
| FORT      | 6       | 3       | 9      |
| DOVE      | 4       | 1       | 5      |
| BULLOCK   | 1       | 3       | 4      |
| BRYANT    | 9       | 3       | 12     |
| GODETTE   | 4       | 2       | 6      |
| RANDOLPH  | 8       | 1       | 9      |
| VALENTINE | 5       | 3       | 8      |
| POOLE     | 2       | 3       | 5      |
| PINGSTON  | 1       | 2       | 3      |
| PAUL      | 4       | 1       | 5      |
| CRUSIE    | 2       | 3       | 5      |
| NEFF      | 4       | 1       | 5      |
| SOYNER    | 0       | 3       | 3      |
| CHAVIS    | 2       | 3       | 5      |
| HULL      | 2       | 0       | 2      |

| IVA         | Tackles | Assists | Totals |
|-------------|---------|---------|--------|
| E MORRIS    | 6       | 9       | 15     |
| J MORRIS    | 8       | 2       | 10     |
| PEARE       | 7       | 3       | 10     |
| POWERS      | 4       | 0       | 4      |
| KETO        | 5       | 1       | 6      |
| TAYLOR      | 4       | 1       | 5      |
| ROSEBOROUGH | 5       | 6       | 11     |
| WALCHAK     | 6       | 1       | 7      |
| HACKWORTH   | 2       | 3       | 5      |
| OZDOWSKI    | 7       | 2       | 9      |
| MEADE       | 2       | 2       | 4      |
| RAMSEY      | 2       | 0       | 2      |
| CHOMA       | 2       | 0       | 2      |
| BOWIE       | 3       | 2       | 5      |
| CROSSLAND   | 1       | 1       | 2      |
| MEYER       | 2       | 0       | 2      |
| BANBURY     | 2       | 2       | 4      |
| BRANCATI    | 2       | 0       | 2      |

ECU Name

Passes Broken Up

- ECU
- GODETTE
- MADISON (2)
- BOLDING
- VALENTINE
- PINKNEY

Fumbles Recovered

- ECU
- FORT
- RANDOLPH

QB Sacks

- ECU
- GODETTE

Tackles for Loss

- ECU
- GODETTE (2)
- BRYANT
- POOLE
- RANDOLPH
- DOVE (2)
- MYRICK
- VALENTINE

Blocked Kicks

Notes

CAUSED FUMBLE: SOYNER

Virginia vs. East Carolina

November 8, 1975

Scott Stadium

Field Conditions: astro turf, so you know its good

Weather conditions: sunny, chance of rain 20%, wind from the south, 11 mph; temp. 78

Virginia(v) in blue carbon; East Carolina(e) in red carbon

east carolina wins the toss and will receive, virginia will defend the south goal

hottowe kicks off of bounds, 5 penalty eva

hottowe kicks off to strayhorn in the end zone, return of 27

V1 10 e 27 dauh over right side, gain of 2

2 5 e 29 dauh over right side, gain of 5

3 3 e 34 weaver pitch to strayhorn, fumbles, recovers, loss of 1 strayhorn

4 4 e 33 dauh punts to srobe on the 26, return of 5 punt of 4/21

brunetti  
taylor  
maorris  
pike  
and tk

V1 10 v 31 gardner pass to wicks, gain of 9

2 1 v 40 sloan over right side, gain of 3

fd rush

godette

1 10 v 43 sloan left side, gain of 8

2 2 e 49 gardner pass to fadden, overthrow

3 2 e 49 sloan over center, gain of 4

fd rush

myrick  
f/f/f  
randolph

1 10 e 45 dove over center, gain of 12

fd rush

godette  
bryant  
randolph

1 10 e 33 sloan sweeps right, gain of 3

2 7 e 30 gardner pass to fadden, barely overthrow in end zone

3 7 e 30 botton ava, gardner pass to herge, overthrow, penalty declined

4 7 e 30 hottowe will try a 47 field goal, ava timeout 10:32 to go, short and left, no good

E1 10 e 20 hawkins over center, gain of 5

2 5 e 25 dauh over center, gain of 5

fd rush

meade  
maorris  
pouers

1 10 e 30 weaver pitch to strayhorn, gain of 3

2 7 e 29 weaver pitch to hawkins, gain of 6

fumble out of bounds

3 1 e 39 dauh over center, gain of 7

fd rush

1 10 e 46 strayhorn over right side, gain of 5

2 5 v 49 jones over center, gain of 3

banbury

3 2 v 46 strayhorn sweeps left, gain of 11

fd rush

taylor  
ondovksi  
waleback  
meade

1 10 v 35 hawkins over center, gain of 6

2 4 v 29 weaver keeps right end, gain of 6

fd rush

ondovksi

1 10 v 23 jones over center, gain of 3

2 7 v 26 weaver pitch to hawkins, gain of 3

3 4 v 17 strayhorn over right side, gain of 6

fd rush

pfabe  
boule  
resoborough  
hasknorth

1 10 v 11 strayhorn over left side, gain of 5

2 5 v 6 hawkins over center, counter, gain of 6 TD

fd rush

5:21 to go, 9:39 gone

county pat block, no good wide left

ecu 6-virginia 0

paul kicks off to srobe on the 11, return of 18

V1 10 v 29 dove over center, gain of 7

2 3 v 36 sloan over left side, gain of 2

3 1 v 38 dove over center, gain of 4

fd rush

1 10 v 42 gardner pass to wicks, gain of 11

fd pass

1 10 e 47 sloan sweeps left, gain of 37

fd rush

1 10 e 10 dove over center, gain of 4

2 6 e 6 copeland over center, gain of 1

3 5 e 5 sloan sweeps right, gain/loss of 5

4 10 e 10 hottowe tires a 27 field goal, good, 1:31 to go, 13:39 gone virginia 3-ecu 0

paul  
fort  
randolph  
bullock  
fort  
holding  
bryant  
randolph  
myrick

hottowe kicks off to strayhorn on the 1, return of 28

E1 10 e 29 weaver pitch to hicks, gain of 6

2 4 e 35 hicks over center, gain of 6

fd rush

1 10 e 41 weaver pass for hicks, pouers intercepted on the v 45, return of 11 0:25 to go

hottowe  
resoborough  
meade

V1 10 e 44 sloan up the middle, gain of 2

3 e 41

fort

virginia 3-east carolina 6



virginia 3-east carolina 6

V2 8 e 42 sloan over center, gain of 3  
 3 5 e 39 gardner pass to wicks, gain of 14 fd pass  
 1 10 e 25 copeland sweeps right, loss of 2  
 2 12 e 27 gardner pass to, deflected by godette  
 3 12 e 27 gardner pass to wicks, gain of 11 flag off-sides on ecu declined  
 4 1 e 16 flow stacked by bryant loss off 1 myrick

E1 10 e 22 strayhorn gains of 5  
 2 5 e 22 weaver pitch to hawkins, gain of 23 fd rush  
 1 10 e 45 daub over center, gain of 5  
 2 5 e 50 hawkins gains 6 fd rush  
 1 10 v 44 weaver keeps left side, gain of 14 fd rush  
 1 10 v 30 weaver pitch to strayhorn, gain of 16 plus flag on uva fd rush  
 plus personal foul on uva 7  
 1 10 v 17 daub carries, gain of 5  
 2 6 v 2 daub over for the 1st, gain of 2 10:50 ~~10:50~~ to go, 4:10 gone  
 codratty pat kick no good wide right east carolina 14-virginia 3

paul kicks off to sroba on the 7, return of 18  
 V1 10 v 25 gardner pass to fadden, just behind him  
 2 10 v 25 sroba ons print draw, gain of 6  
 3 4 v 31 sroba over left side, gain of 7 pass off  
 4 5 v 30 henderson punts to mydick on the 38, 32 punt, return holding on ecu 15 penalty  
 fd penalty  
 1 10 v 45 sloan sprint drw, no gain  
 2 10 v 45 gardner pass to fadden, trapped  
 3 10 v 45 gardner pass to horken by madison for sloan  
 4 10 v 45 henderson punts to dead in the 4/3 52 punt

E1 10 e 3 freim on gain of 4  
 2 6 e 7 jones, gain of 4  
 3 2 e 11 french stacked by hamburger gain  
 4 2 e 11 daub punts to fair catch, on the 48 37 punt 6:58 to go

V1 10 e 48 sloan over center, gain of 5  
 2 5 e 43 sloan sweeps left, gain of 6 fd rush  
 1 10 e 37 dove over right side, gain of 10 fd rush  
 1 10 e 27 sloan over right side, gain of 1  
 2 9 e 26 dove over the top, gain of 2  
 3 7 e 24 copeland sweeps pitch to gardner, pass to colleran, broken by holding to virginia 4:10  
 4 7 e 24 gardner pass to fadden, gain of 22 fd pass  
 1 8 e 2 sloan over the top, fumbles, recovered by fort, caused by joyner, no gain 3:38 to go

E1 10 e 2 daub over center, gain of 5  
 2 7 e 7 strayhorn over right side, gain of 11  
 3 2 v 11 weaver pitch to hawkins, gain of 3 fd rush  
 1 10 e 16 weaver pitch to strayhorn, gain of 21 fd rush  
 1 10 e 37 weaver pitch to strayhorn, gain of 3  
 2 7 e 40 weaver pitch to ~~hawkins~~ hawkins, gain of 30 fd rush  
 1 10 v 30 weaver keeps inside, right, gain of 16 va to 1:50 to fd rush  
 1 10 v 14 jones over left side, gain of 1  
 2 9 v 13 weaver pitch to ~~hawkins~~ hawkins, gain of 13 10  
 weaver pass to burnett, wide, covered by roseborough east carolina 14/14 18 virginia 1

paul kicks off to sroba on the 5, return of 14  
 V1 10 v 19 gardner pass to wlsloan, intercepted by Holdingm, no ~~return~~ return

E1 10 v 29 weaver pass to gallagher, incomplete covering moderate  
 2 10 v 29 daub up the middle, gain of 2  
 3 8 v 27 weaver pass to williamson, gain of 17 fd pass  
 1 10 v 10 weaver pitch to strayhorn, gain of 4 ecu to 0:20 to go  
 2 6 v 6 weaver keeps inside right, gain of 6 0:16 to go fd rush 1:14 gone  
 ecu throughout weaver over the goal line on the option good ecu 26-virginia 3

paul kicks off to walchack on the 11, return of 15  
 V1 10 v 26 gardner pass to, sacked by godette, loss of 8

paul kicks off to sroba in end zone, downed

- V1 10 v 20 gardner fumbles recovers, loss of 1
- 2 11 v 19 gardner pass to dove, 24 gain fd pass bolding
- 1 10 v 43 gardner pitch to sloan, fumbles out of bounds, loss of 4 randolph
- 2 14 v 39 motion uva 5 penalty
- 2 19 v 34 gardner pass to colleran, gain of 32 fd pass randolph
- 1 10 e 34 copeland gain of 3 poole
- 2 7 e 31 coplenad tries right side, loss of 1 dove
- 3 8 e 32 gardner pass, keeps, gain of 3 ~~chavis~~ crucial
- 4 5 e 29 garnder stacked by dove, loss of 3 11:37 to go dove

- E1 10 e 32 damb gain of 3 keto
- 2 7 e 25 weaver pitch to strayhorn, gain of 8 fd rush powers
- 1 10 e 43 weaver pitch to huckins, gain of 9 mcorris
- 2 8 e 28 weaver pass to huckins, gain of ~~44~~ 40 fd pass mcorris
- 1 6 v 8 damb up the middle, gain of 8 TD 10:23 to go, 4:37 gone east carolina 33-virginia 3

paul kicks off to sroba on the 9, return of 23

- V1 10 v 32 gardner pass, keeps, gain of 4 chavis
- 2 6 v 36 coplenad over center, no gain randolph
- 3 6 v 36 gardner pass to fadden, defended boldly by bolding randolph
- 4 6 v 36 henderson punts to fair catch, punt of 33 9:19 to gl

- E1 10 e 31 jones over center, gain of 3 chavis
- 2 7 e 34 jones over right side, gain of 5 mcorris
- 3 2 e 39 kolanko over center, gain of 7 fd rush plabe
- 1 10 9 46 southernland sweeps left, gain of 25 33 fd rush mcorris
- 1 10 v 21 hicks gain of 12 fd rush backworth
- 1 6 v 9 jones over center, gain of 9 TD, 7:10 to go, 7:50 gone east carolina 40-virginia 3

paul kicks off to sroba on the 2, return of 31

- V1 10 v 33 sroba over center, gain of 5 pinkston
- 2 5 v 33 sroba pitch left, gain of 1 paul
- 3 4 v 39 sroba tries right, loss of 1 fall down
- 4 5 v 38 henderson punts to 42 punt, fair catch 5:23 to go poole

- E1 10 e 20 southernland gains 5 plabe
- 2 5 e 25 hicks pitch ~~40%~~ right, gain of 17 fd rush brancati
- 1 10 e 42 southernland keeps, nice gain of 12 fd rush roseborough
- 1 10 v 46 kolanko over center, gain flag on offside 5 roseborough
- 1 15 e 49 southernland pitch to franks, gain of 3 taylor
- 2 12 v 48 southernland keeps, gain of 23 fd rush clardy
- 1 10 v 25 kolanko stacked gain of 1 mcorris
- 2 9 v 24 southernland over left side, gain of 10 fd rush
- 1 10 v 14 hicks, gain of 1 flag uva facemasking plus 7 uva penalty
- 1 2 v 6 kolanko flag down, ~~41~~ on motion, 5 penalty on bowie
- 1 7 v 11 hicks pitch right, gain of 5 walchack
- 2 2 v 6 kolank pitch left, gain of 4 fd rush
- 1 6 v 2 kolanko over for the TD, gain of 2 0:29 to go, 14:31 gone east carolina 47, virginia 3

paul kicks off to srobs on the 1, return of 29

- V1 10 v 30(hitt) sroba sweeps left, gain of 15 french
- 1 10 v 45 no play bryant

### TEAM STATISTICS

|                            |        |
|----------------------------|--------|
| Total First Downs          | 19     |
| Yards - Yards              | 13. 27 |
| Passing Yards              | 17     |
| Rush Yards                 | 10     |
| Passes (Comp. Att. Int.)   | 1-2-1  |
| Fumbles (No. Yards - Loss) | 2-0-0  |
| Penalties - Yards          | 2-0    |

*E. Campbell*

|                            |        |
|----------------------------|--------|
| Total First Downs          | 19     |
| Yards - Yards              | 13. 27 |
| Passing Yards              | 17     |
| Rush Yards                 | 10     |
| Passes (Comp. Att. Int.)   | 1-2-1  |
| Fumbles (No. Yards - Loss) | 2-0-0  |
| Penalties - Yards          | 2-0    |

*JA*

|                            |        |
|----------------------------|--------|
| Total First Downs          | 19     |
| Yards - Yards              | 13. 27 |
| Passing Yards              | 17     |
| Rush Yards                 | 10     |
| Passes (Comp. Att. Int.)   | 1-2-1  |
| Fumbles (No. Yards - Loss) | 2-0-0  |
| Penalties - Yards          | 2-0    |

### INDIVIDUAL STATISTICS

*E. Campbell*

*JA*

| RECEIVING      | All | Yds | Loss | No. | Int. |
|----------------|-----|-----|------|-----|------|
| <i>WILSON</i>  | 4   | 42  |      | 4   | 1    |
| <i>DAVIS</i>   | 1   | 12  |      | 1   | 0    |
| <i>STRONG</i>  | 12  | 96  | 1    | 12  | 0    |
| <i>McKENNA</i> | 8   | 60  |      | 8   | 0    |
| <i>STANES</i>  | 4   | 4   |      | 4   | 0    |
| <i>HICKS</i>   | 3   | 3   |      | 3   | 0    |
| <i>ROBERTS</i> | 2   | 2   |      | 2   | 0    |

| RECEIVING      | All | Yds | Loss | No. | Int. |
|----------------|-----|-----|------|-----|------|
| <i>WILSON</i>  | 1   | 1   |      | 1   | 0    |
| <i>DAVIS</i>   | 1   | 1   |      | 1   | 0    |
| <i>STRONG</i>  | 12  | 96  | 1    | 12  | 0    |
| <i>McKENNA</i> | 8   | 60  |      | 8   | 0    |
| <i>STANES</i>  | 4   | 4   |      | 4   | 0    |
| <i>HICKS</i>   | 3   | 3   |      | 3   | 0    |
| <i>ROBERTS</i> | 2   | 2   |      | 2   | 0    |

| PASSING       | All | Comp. | Int. | No. | Int. |
|---------------|-----|-------|------|-----|------|
| <i>WILSON</i> | 3   | 1     | 1    | 17  | 0    |

| PASSING       | All | Comp. | Int. | No. | Int. |
|---------------|-----|-------|------|-----|------|
| <i>WILSON</i> | 1   | 1     | 1    | 17  | 0    |

| PASS RECEIVING | No. | Yds. | TD | Int. |
|----------------|-----|------|----|------|
| <i>WILSON</i>  | 1   | 17   |    | 0    |

| PASS RECEIVING | No. | Yds. | TD | Int. |
|----------------|-----|------|----|------|
| <i>WILSON</i>  | 1   | 17   |    | 0    |

virginia 3-east carolina

|            |                                                          |                 |             |          |
|------------|----------------------------------------------------------|-----------------|-------------|----------|
| V1 10 v 45 | sroba sweeps left, gain of 3                             | <del>pass</del> | ~~~~~       | paul     |
| 2 7 v 48   | sroba tires right side, gain of 4                        |                 |             | neff     |
| 3 3 e 48   | sroba over center, gain of 4                             | fd rush         |             | sworis   |
| 1 10 e 44  | hitt pass to quinn, incomplete, tipped by valentine      |                 |             |          |
| 2 10 e 44  | hitt pas. to sroba, swing pass, gain of 6                |                 |             | fort     |
| 3 4 e 38   | flow over center, gain of 26                             | fd rush         |             | valentin |
| 1 10 e 12  | sroba sweeps right, loss of 2                            |                 |             | valentin |
| 2 12 e 14  | flow over left side, gain of 3                           |                 |             | godette  |
| 3 9 e 11   | hitt pass to berce, broken on the clothesline by pinkney |                 |             |          |
| 4 9 e 11   | hitt pass to sloan, he dropped it                        |                 | 11:42 to go |          |

|            |                                   |                |                             |           |
|------------|-----------------------------------|----------------|-----------------------------|-----------|
| E1 10 e 11 | franch over right side, gain of 2 |                |                             | godowski  |
| 2 8 e 13   | franch pitch left, no gain        |                |                             | fell down |
| 3 8 e 13   | southerland keeps, pitch to hicks | TD 10:22 to go | fd rush                     | 4:38 gone |
|            | county pat kick good,             |                | east carolina 54 virginia 3 |           |

paul kicks off to sroba on the 10, return of 16

|            |                                      |                      |                                      |            |
|------------|--------------------------------------|----------------------|--------------------------------------|------------|
| V1 10 v 26 | hitt pass to berce, gain of 12       | fd pass              |                                      | dross      |
| 1 10 v 38  | copeland sweeps right, gain of 3     | <del>fell/drop</del> |                                      | ob         |
| 2 7 v 41   | hitt pass to jackson, gain of 8      | fd pass              |                                      | fell woden |
| 1 10 v 49  | copeland sweep left, gain of 6       |                      |                                      | paul       |
| 2 4 e 45   | copeland over left side, gain of 12  | fd rush              |                                      | bryant     |
| 1 10 e 33  | dowe, over center, gain of 1         |                      |                                      | paul       |
| 2 9 e 32   | hitt pass to, jackson thrown wide    |                      |                                      | bryant     |
| 3 9 e 32   | hitt pass to berce, well underthrown |                      |                                      |            |
| 4 9 e 32   | hitt pass to quinn gain of 16        |                      | randolph recoverd, caused by bolding | 7:37 to go |

|            |                                     |                           |                              |                       |
|------------|-------------------------------------|---------------------------|------------------------------|-----------------------|
| E1 10 e 16 | kolanko gain of 14                  | fd rush                   |                              | walchack              |
| 1 10 e 30  | kolanko counter, center, gain of 0  |                           |                              | meyer                 |
| 2 10 e 30  | greer keeps right, gain of 14       | fd rush                   |                              | brancati              |
| 1 10 e 44  | greer keeps left, gain of 11        | fd rush                   |                              | <del>pass</del> dross |
| 1 10 v 45  | kolanko right, gain of 4            |                           |                              | taylor                |
| 2 6 v 41   | greer keeps loss of 2               |                           |                              | rosborough            |
| 3 8 v 43   | franch pitch right, gain of 5       |                           |                              | brancati              |
| 4 3 v 38   | kolanko, gain of 5                  | fd rush                   |                              | walchack              |
| 1 10 v 33  | greer keeps, left, gain of 11       | fd rush                   |                              | walchack              |
| 1 10 v 22  | kolanko tries the center, gain of 3 |                           |                              | kenney                |
| 2 7 v 19   | jones over center, gain of 10       | fd rush                   |                              | meyer                 |
| 1 10 v 9   | jones tries the middle, gain of 0   |                           |                              | meyer                 |
| 2 6 v 9    | greer keeps, gain of 9              | TD 2:16 to go, 12:44 gone |                              |                       |
|            | county pat kick good                |                           | east carolina 61, virginia 3 |                       |

paul kicks off to sroba on the 5, return of 22

|            |                                                           |         |                              |         |
|------------|-----------------------------------------------------------|---------|------------------------------|---------|
| V4 10 v 27 | pruner to jackson, gain of 33                             | fd pass |                              | brayboy |
| 1 10 e 40  | copeland pitch left, gain of 17                           | fd rush |                              | dross   |
| 1 10 e 23  | pruner pass to to berce, interference on bryabymot called |         |                              | dross   |
| 2 10 e 23  | pruner pass to jackson, no gain                           |         |                              | paul    |
| 3 10 e 23  | pruner pass to berce, overthrow                           |         |                              |         |
| 4 10 e 23  | pruner pass to jackson, gain of 21                        | fd pas  |                              | chavis  |
| 1 6 e 2    | flow over the top for the TD, 2 gain                      |         | 0:36 to go 14:24 gone        |         |
|            | hottowe pat kick good                                     |         | east carolina 61-virginia 10 |         |

hottowe kicks off to hits on the end line

|            |                             |  |  |  |
|------------|-----------------------------|--|--|--|
| E1 10 e 20 | greer falls down, loss of 3 |  |  |  |
| 2 7 e 17   |                             |  |  |  |

virginia 10-east carolina 61

Official Atlantic Coast Conference Statistical Form

VIRGINIA

vs.

SYRACUSE

Nov. 15

1975

FINAL TEAM FOOTBALL STATISTICS

|                                              | SYRACUSE<br>VISITOR | VA.<br>HOME  |
|----------------------------------------------|---------------------|--------------|
| First Downs Rushing                          | 27                  | 4            |
| First Downs Passing                          | 6                   | 5            |
| First Downs by Penalties                     | 1                   | 0            |
| <b>TOTAL FIRST DOWNS</b>                     | <b>34</b>           | <b>9</b> ✓   |
| Number Attempts Rushing                      | 82                  | 23           |
| Yards Gained Rushing                         | 520                 | 78           |
| Yards Lost Rushing                           | 23                  | 39           |
| <b>NET YARDS GAINED RUSHING</b>              | <b>497</b>          | <b>39</b> ✓  |
| PASSING (Comp.-Att.-Int.)                    | 7-10-0              | 15-26-7 ✓    |
| <b>NET YARDS GAINED PASSING</b>              | <b>110</b>          | <b>121</b> ✓ |
| Number Plays Rushing and Passing             | 92                  | 49 ✓         |
| <b>TOTAL OFFENSE YARDAGE</b>                 | <b>607</b>          | <b>160</b> ✓ |
| <b>TOTAL RETURN YARDAGE (Less Kick-offs)</b> | <b>61</b>           | <b>0</b>     |
| No. Interceptions & Yards Returned           | 2-8                 | 0            |
| PUNTS (Number-Yards-Average)                 | 2-55-27.5           | 8-362-45.3 ✓ |
| Punts Had Blocked                            | 0                   | 0            |
| PUNTS RETURNED & YARDAGE                     | 1-53                | 0            |
| KICKOFFS RETURNED & YARDAGE                  | 0                   | 3-64         |
| PENALTIES—YARDS                              | 5-61                | 5-25         |
| FUMBLES—FUMBLE(S) LOST                       | 4-1                 | 0            |

|               | 1  | 2 | 3 | 4  | Final |
|---------------|----|---|---|----|-------|
| Away SYRACUSE | 10 | 7 | 7 | 13 | 37    |
| Home VIRGINIA | 0  | 0 | 0 | 0  | 0     |

Scoring: Syracuse 34 pts. (24 in 1st Qtr, 10 in 2nd Qtr, 0 in 3rd Qtr, 0 in 4th Qtr)  
 Virginia 0 pts.  
 Syracuse - 24 in 1st Qtr (RUSH) - Touchdown, Field Goal  
 Syracuse - 10 in 2nd Qtr - Touchdown, Field Goal  
 Virginia - 0 in 3rd Qtr  
 Virginia - 0 in 4th Qtr  
 Syracuse - 3 in 4th Qtr - Touchdown, Miss Kick

Official Atlantic Coast Conference Statistical Form  
**FINAL INDIVIDUAL FOOTBALL STATISTICS**

**SYRACUSE**  
 VISITOR

**VIRGINIA**  
 HOME

| RUSHING     | Att. | Gain  | Loss  | Net  | Yds. |
|-------------|------|-------|-------|------|------|
| ✓ DONOE HUE | 20   | 143   | 7     | 136  | 26   |
| SESSLER     | 7    | 32    |       | 32   | 12   |
| ✓ GRUBAS    | 17   | 122   | 5     | 117  | 29   |
| AVERY       | 10   | 49    |       | 49   | 15   |
| VAUGHN      | 12   | 43    |       | 43   | 7    |
| KING        | 1    | 5     |       | 5    | 5    |
| MABEE       | 1    |       | 10    | (10) |      |
| MITCH       | 7    | 57    |       | 57   | 20   |
| MURKIN      | 2    | 63    |       | 63   | 30   |
| ✓ PASSING   | Att. | Comp. | Ints. | Yds. | LG.  |
| DONOE HUE   | 8    | 6     |       | 85   | 17   |
| MITCH       | 2    | 1     |       | 25   | 25   |

| RUSHING     | Att. | Gain | Loss | Net  | Yds. |
|-------------|------|------|------|------|------|
| CARLNER     | 3    | 1    | 26   | (25) | 1    |
| SLOAN       | 10   | 57   | 9    | 48   | 23   |
| COPELAND    | 4    | 8    |      | 8    | 4    |
| FLOW        | 3    | 8    |      | 8    | 6    |
| DOWE        | 1    | 3    |      | 3    | 3    |
| S. BROWNING | 1    | 1    |      | 1    | 1    |
| SPROBA      | 1    |      | 4    | (4)  |      |

| PASSING          | Att. | Comp. | Ints. | Yds. | LG. |
|------------------|------|-------|-------|------|-----|
| ✓ CARLNER, Scott | 15   | 2     | 1     | 21   | 21  |

| PASS RECEIVING | No. | Yds. | TD | LG. |
|----------------|-----|------|----|-----|
| MABEE          | 4   | 54   |    | 15  |
| JONES          | 2   | 37   |    | 25  |
| ALBROOK        | 1   | 14   |    | 14  |

| PASS RECEIVING | No. | Yds. | TD | LG. |
|----------------|-----|------|----|-----|
| BERCE          | 2   | 15   |    | 11  |
| COPELAND       | 1   | 7    |    | 7   |
| WICKS          | 1   | 12   |    | 12  |
| FLOW           | 1   | 3    |    | 3   |
| ✓ SLOAN, Daw   | 5   | 41   |    | 17  |
| COLLEMAN       | 2   | 4    |    | 4   |
| FADDEN         | 3   | 39   |    | 21  |

| PUNTING | No. | Yds. | Avg. | L.P. |
|---------|-----|------|------|------|
| KING    | 2   | 55   | 27.5 | 28   |

| PUNTING   | No. | Yds. | Avg. | L.P. |
|-----------|-----|------|------|------|
| HENDERSON | 8   | 362  | 45.3 | 57   |

| PUNT RETURNS | No. | Yds. | Avg. | L.P. |
|--------------|-----|------|------|------|
| MOODY        | 1   | 53   | 53   | 32   |

| PUNT RETURNS | No. | Yds. | Avg. | L.P. |
|--------------|-----|------|------|------|
|              |     |      |      |      |

| KICKOFF RETURNS | No. | Yds. | Avg. | L.P. |
|-----------------|-----|------|------|------|
|                 |     |      |      |      |

| KICKOFF RETURNS | No. | Yds. | Avg. | L.P. |
|-----------------|-----|------|------|------|
| SPROBA          | 3   | 64   | 21.3 | 29   |

| PASS INTERCEPTIONS | No. | Yds. | L.P. |
|--------------------|-----|------|------|
| MOODY              | 1   | 0    |      |
| WRIGHT             | 1   | 9    | 3    |

| PASS INTERCEPTIONS | No. | Yds. | L.P. |
|--------------------|-----|------|------|
|                    |     |      |      |

|               |    |   |    |
|---------------|----|---|----|
| E MORRIS      | 6  | 7 | 13 |
| J MORRIS      | 7  | 1 | 8  |
| S PRABE       | 14 | 3 | 17 |
| J TAYLOR      | 1  | 2 | 3  |
| J CHOMA       | 8  | 3 | 11 |
| M OZDOWSKI    | 13 | 3 | 16 |
| B POWERS      | 4  | 6 | 10 |
| B MEADE       | 6  | 7 | 13 |
| D HOTTOWE     | 3  | 0 | 3  |
| R WALCHAK     | 2  | 2 | 4  |
| D GLASPER     | 7  | 0 | 7  |
| K KETO        | 2  | 1 | 3  |
| K BOWIE       | 3  | 4 | 7  |
| J ROSEBOROUGH | 4  | 0 | 4  |
| B BOWEN       | 1  | 1 | 2  |
| M BRADY       | 2  | 0 | -  |
| J SMITH       | 1  | 1 | 2  |
| T MORENO      | 1  | 1 | 2  |
| A KING        | 8  | 3 | 11 |
| K MOODY       | 8  | 1 | 9  |
| R PRESTON     | 1  | 2 | 3  |
| Z HESS        | 9  | 3 | 10 |
| K CLARKE      | 3  | 1 | 4  |
| K MERRIMAN    | 1  | 1 | 2  |
| B WINTERS     | 3  | 2 | 5  |
| N WRIGHT      | 1  | 3 | 4  |
| B ZIMONICH    | 1  | 2 | 3  |
| S SEROME      | 7  | 4 | 11 |

MOODY  
WRIGHT

UVA  
Walchak  
Passes Broken Up  
SYR  
King  
Preston  
Spinney  
Wilson

UVA  
TURNER  
Plumbus Resor.

SYR  
Serome  
Old Serome

UVA  
Powers  
Ozdowski  
Keto  
Plabe  
Bowie  
Locks for  
SYR  
MOODY  
WINTERS  
CLARKE  
Merriman

UVA  
Serome

Notes

VIRGINIA vs. SYRACUSE

Scott Stadium

November 15, 1975

12/10

field Conditions: astroturf so you know its good

Weather Conditions: sunny, temp. in the 50's, a chance of rain, winds from SW 11-13 mph

Virginia(v) in blue carbon; Syracuse(s) in red carbon

virginia wins the toss and will receive, syracuse will defend the north goal

jacobs kicks off to sroba on the 2, return of 15 king  
 V1 10 v 17 sloan over left side, gain of 2 king  
 2 8 v 19 sloan up the middle, gain of 1 tate  
 3 7 v 20 gardner pass to berce, overthrown  
 4 7 v 20 henderson punts to moddy, recovers his fumble, on the 23 57 punt  
 S1 10 s 23 donoghue sweeps right, gain of 26 fd rush smersak  
 1 10 s 49 donoghue sweeps left, gain of 13 fd rush powers  
 1 10 v 38 sesler, gain of 12 fd rush pfabe  
 1 10 v 26 grabba, gain of 1 powers  
 2 9 v 25 donoghue pitch to grabba, gain of 7 williams  
 3 2 v 16 sesler over left side, gain of 1 madwaki  
 4 1 v 17 donoghue sweeps left, gain of 12 fd rush meade  
 1 10 v 5 grabba pitch right, gain of 2 pfabe  
 2 6 v 9 donoghue keeps left, loss of 2 powers  
 3 6 v 9 donoghue keeps right, no gain ozdowski  
 4 6 v 5 jacobs will try a 22 field goal attempt, blocked by roseborough, flag, uva offsides  
 2 yd penalty, jacobs will try a 19 field goal attempt, good, 8:30 to go, 6:30 gone.  
 virginia 0-syracuse 3

Jacobs kicks off to in end zone, for a touchback  
 V1 10 v 20 sloan sweeps right, gain/loss of 3 winters  
 2 13 v 17 gardner pass to berce, gain of 11 moddy  
 3 2 v 28 copeland over right side, gain of 0 hess  
 4 2 v 28 henderson punts to 37 fair catch on the punt  
 S1 10 s 35 every over center, gain of 2 morris  
 2 8 s 37 every over right side, gain of 6 morris  
 3 2 s 43 donoghue pitch to every, gain of 15 fd rush glasper  
 1 10 v 42 vaughn counter up middle, gain of 5 pfabe  
 2 4 v 36 vaughn up middle, gain of 4 fd rush morris  
 1 10 v 32 vaughn up the middle, gain of 2 meade  
 2 8 v 20 every up the middle, gain of gain of 3 pfabe  
 3 3 v 27 donoghue keeps, gain of 27 TD fd rush 2:54 to go 12:06  
 jacobs pat kick, good virginia 0-syracuse 10

jacobs kicks off to intd end zone 1/10, touchback  
 V1 10 v 20 gardner pass to copeland, gain of 7 king  
 2 3 v 27 flow up the middle, gain of 6 fd rush preston  
 1 10 v 33 flow up the middle, no gain clarke  
 2 10 v 33 flow up the middle, gain of 2 clarke  
 3 8 v 35 gardner pass to copeland, thrown behind him  
 4 8 v 35 henderson punts to moddy on the 15, 50 punt, return of 19 0:36 to go walcheck  
 S1 10 s 35 every over left side, gain of 2 ozdowski  
 2 6 s 35 donoghue pass, keeps, gain of 7 bowie

virginia 0-syracuse 10



virginia O-syracuse 10

222222222222

S3 1 s 43avery pitch right, gain of 3 fd rush Amorris  
 1 10 s 46doreghu keeps, stacked by taylor, gain of 0 Taylor  
 2 10 s 46vaughn over right side, gain of 2 ozdowski  
 3 8 s 46donoghue pass, fall down, keeps, illegal procedure on syracuse, gain of 4 bottie  
 4 4 v 48king punts to, fair catch interference on syracuse 28 punt, 15 penalty syracuse

V1 10 v 35sloan over right side, gain of 7 king  
 2 3 v 42dowe up the middle, gain of 3 hess/ fd rush hess  
 1 10 v 45sloan pitch left, loss of 4 motion moody  
 2 14 v 41gardner pass to hands to sloan, ~~fall down~~ on virginia 5 penalty  
 2 19 v 36gardner pass to wicks, gain of 12 record for gardner king  
 3 7 v 48gardner pass to garden, well overthrown flag holding on virginia 15 penalty  
 3 22 v 33gardner pass to flow, gain of 3 king  
 4 19 v 36henderson punts to moody on the 18, punt of 46 punt, return of 4 glassie  
 clip syracuse 11 penalty

S1 10 s 11avery over center, gain of 5 ozdowski  
 2 5 s 16vaughn up the middle, gain of 4 pfabe  
 3 1 s 20avery over left side, gain of 8 fd rush fall down  
 1 10 s 28donoghue keeps left, gain of 5 ozdowski  
 2 5 s 33donoghue keeps right, gain of 8 flag clip syracuse 15 penalty  
 2 20 s 39donoghue keeps left, loss of 1 ozdowski  
 3 21 s 17donoghue pass to ~~pfabe~~, broken by mitchback, intended for magoo  
 4 21 s 17king punts to running, gain of 5 meyer

V1 10 s 22gardner pass to intercepted by moody, well overthrown for wicks 6:00 to go  
 no return

S1 10 s 20avery tries left side, gain of 5 ozdowski  
 2 5 s 25grubbs tries right side, no gain ozdowski  
 3 5 s 25donoghue pitch to grubbs, gain of 10 fd rush glasser  
 1 10 s 35donoghue pass to magoo, gain of 13 fd pass glasser  
 1 10 s 48scasler gain of 5 ozdowski  
 2 5 v 47grubbs counter over center, gain of 4 shana  
 3 1 v 43donoghue keeps left side, gain of 13 fd rush juorris  
 1 10 v 30donoghue pass to magoo, gain of 12 fd pass ob  
 1 10 v 18donoghue pitch to grubbs, gain of 18 TD, 2:28 to go, 12:32 gone fd rush  
 jacobs pat kick, good, virginia O-syracuse 17

jacobs kicks off to into end zone, touchback

V1 10 v 20gardner pass to sloan, gain of 11 fd pass moody  
 1 10 v 31copeland up the middle, gain of 3 winters  
 2 7 v 34gardner pass to dowe a little high  
 3 7 v 34gardner pass to copeland too low  
 4 7 v 34henderson punts to moody on the 30, punt of 36, return of -2

S1 10 s 28donoghue pass to jones, gain of 17 fd pass glasser  
 1 10 s 45donoghue pitch to grubbs,, fumbled out of bounds loss of 4 for grubbs  
 2 14 s 41grubbs, stacked, loss of 1 kete  
 3 15 s 40vaughn up the middle, gain of 3, pfabe  
 4 12 s 43king punts to fair catch on the 30, 27 punt

V1 10 v 30gardner pass to fall down for loss of 16

virginia O-syracuse 17

REVISION  
HALFTIME - FINAL

### TEAM STATISTICS

|                          | SYRACUSE  | VA.        |
|--------------------------|-----------|------------|
| Total First Downs        | 15        | 3          |
| Reches--Yards            | 40-234    | 10-1       |
| Passing Yards            | 47        | 41         |
| Return Yards             | 21        | 0          |
| Passes (Comp.-Att.-Int.) | 3-4-0     | 5-10-1     |
| Points (No-Yards-Avg.)   | 2-55-27.5 | 5-226-45.2 |
| Fumbles--Lost            | 2-0       | 0          |
| Penalties--Yards         | 3-41      | 3-23       |

### INDIVIDUAL LEADERS

SYRACUSE

VA.

| RUSHING  | Att. | Yds. | Loss | Net | Avg. |
|----------|------|------|------|-----|------|
| Donoghue | 12   | 107  | 3    | 104 | 27   |
| Sessler  | 3    | 18   |      | 18  | 12   |
| Prubbs   | 8    | 47   | 5    | 37  | 18   |
| Avery    | 10   | 49   |      | 49  | 15   |
| Vaughn   | 5    | 21   |      | 21  | 6    |
| Kline    | 1    | 5    |      | 5   | 5    |

| RUSHING  | Att. | Yds. | Loss | Net | Avg. |
|----------|------|------|------|-----|------|
| Sloan    | 5    | 10   | 7    | 3   | 7    |
| Copeland | 2    | 3    |      | 3   | 3    |
| Flow     | 3    | 8    |      | 8   | 6    |
| Dowe     | 1    | 3    |      | 3   |      |
| Gardner  | 1    | 16   |      | 16  | 16   |

| PASSING  | Att. | Comp. | Int. | Yds. | Avg. |
|----------|------|-------|------|------|------|
| Donoghue | 4    | 3     |      | 47   | 17   |

| PASSING | Att. | Comp. | Int. | Yds. | Avg. |
|---------|------|-------|------|------|------|
| Gardner | 10   | 5     | 1    | 41   | 12   |

| PASS RECEIVING | No. | Yds. | TD | Avg. |
|----------------|-----|------|----|------|
| Magee          | 2   | 25   |    |      |
| Jones          | 1   | 17   |    |      |

| PASS RECEIVING | No. | Yds. | TD | Avg. |
|----------------|-----|------|----|------|
| Berie          | 1   | 11   |    |      |
| Copeland       | 1   | 7    |    |      |
| Wicks          | 1   | 12   |    |      |
| Flow           | 1   | 3    |    |      |
| Sloan          | 1   | 11   |    |      |

bottoms kicks off to in end zone, touchback

|             |                                                                       |         |            |
|-------------|-----------------------------------------------------------------------|---------|------------|
| VSI 10 s 20 | sealer tries right side, gain of 3                                    |         | ebore      |
| 2 7 s 23    | donoghue keeps left, gain of 6                                        |         | amorris    |
| 3 1 s 29    | vaughn over center, gain of 5                                         | fd rush | chama      |
| 1 10 s 34   | donoghue pass to Magee, gain of 15                                    | fd pass | glasper    |
| 1 10 s 49   | donoghue pass to allgood, gain of 14                                  | fd rush | roschoroug |
| 1 10 v 37   | donoghue fumbles center snap, loss of 2                               |         |            |
| 2 12 v 39   | donoghue pass , keeps, left end, gain of 8                            |         | powere     |
| 3 4 v 31    | grubbs over center, gain of 3                                         |         | ozdownki   |
| 4 1 v 28    | donoghue keeps right end, gain of 5                                   | fd rush | pfabe      |
| 1 30 v 23   | vaughn up to middle, gain of 3                                        |         | chama      |
| 2 7 v 30    | reverse carry by magee, stacked by pfabe on blitz, loss of 10         |         | pfabe      |
| 3 47 v 30   | donoghue pass , stacked by bowie, loss of 2                           |         | bowie      |
| 4 19 v 32   | jacobs will try a 49 field goal attempt and to the right n 8:14 to go |         |            |

|            |                                                           |  |  |
|------------|-----------------------------------------------------------|--|--|
| V1 10 v 20 | gardner for copeland he dropped it                        |  |  |
| 2 10 v 20  | sloan counter, loss of 2                                  |  |  |
| 3 12 v 18  | gardner pass to colleran, gain of 4                       |  |  |
| 4 8 v 22   | henderson punts to moody on the 32, 46 punt, return of 32 |  |  |

|            |                                                                                                                                                                        |         |            |
|------------|------------------------------------------------------------------------------------------------------------------------------------------------------------------------|---------|------------|
| S1 10 v 36 | grubbs pitch right, gain of 16                                                                                                                                         | fd rush | ozdownki   |
| 1 10 v 20  | donoghue pitch to grubbs, gain of 11                                                                                                                                   | fd rush | roschoroug |
| 1 10 v 9   | donoghue keeps, gain of 7                                                                                                                                              |         | kato       |
| 2 6 v 2    | donoghue keeps, stacked , gain of 1                                                                                                                                    |         | pfabe      |
| 3 6 v 1    | vaughn over right side, for TD, gain of 1 . 5:22 to go, 8:38 game<br>jacobs pat kick, motion syracuse, offside uva, offset<br>jacobs pat kick good syracuse 24, -uva 0 |         |            |

jacobs kicks off to stroba in end zone, touchback

|            |                                             |         |           |
|------------|---------------------------------------------|---------|-----------|
| V1 10 v 20 | sloan sprint draw, gain of 5                |         | zanovitch |
| 2 5 v 25   | gardner pass to ladde, gain of 10           | fd pass | moody     |
| 1 10 v 35  | gardner pass to daffen, gain of 21          | fd pass | moody     |
| 1 10 s 44  | sloan sweeps right, gain of 2               |         | jerome    |
| 2 8 s 42   | sloan over right side, gain of 17           | fd rush | wright    |
| 1 10 s 25  | gardner pass to colleran, no gain           |         | king      |
| 2 10 s 25  | gardner pass , sacked by jerome, loss of 10 |         | jerome    |
| 3 20 s 35  | gardner pass to fadden, tipped by king      |         |           |
| 8 20 s 35  | henderson punts to in end zone 35 punt      |         |           |

|            |                                                                                       |                    |                 |
|------------|---------------------------------------------------------------------------------------|--------------------|-----------------|
| S1 10 s 20 | grubbs sweep right, gain of 29                                                        | fd rush            | turner          |
| 1 10 s 49  | grubbs tries center, no gain                                                          |                    | chama, ozdownki |
| 2 10 s 49  | donoghue pass to magee, gain of 14                                                    | fd pass            | fallidow        |
| 1 10 v 37  | donoghue keeps inside right, gain of 9                                                | <del>fd rush</del> | pfabe           |
| 2 1 v 28   | donoghue pass to jones, overthrown                                                    |                    |                 |
| 3 1 v 28   | vaughn over center, gain of 4                                                         | fd rush            | chama           |
| 1 10 v 24  | grubbs tries right, fumble caused by madanlal, recovered by taylor gain<br>0:02 to go |                    |                 |
| V1 10 v 24 | browning over center, gain of 1                                                       |                    |                 |

virginia 0-syracuse 24

444444

|    |    |   |    |                                           |                         |        |
|----|----|---|----|-------------------------------------------|-------------------------|--------|
| V2 | 9  | v | 25 | gardner pass to sloan gain of 17          | fd pass                 | wright |
| 1  | 10 | v | 42 | gardner pass to fadden, gain of 8         |                         | ob     |
| 2  | 2  | v | 50 | sloan over center, gain of 23             | fd rush                 | moody  |
| 1  | 10 | s | 27 | copeland over right side, 1               |                         | hess   |
| 2  | 9  | s | 26 | gardner pass to fadden overthrown         |                         |        |
| 3  | 9  | s | 26 | gardner pass to herce, gain of 4          | timeout uva 13:30 to go | ob     |
| 4  | 5  | s | 22 | gardner pass to sloan, gain of 12         | fd pass                 | tate   |
| 1  | 10 | s | 10 | gardner pass to sloan, gain of 0          |                         | king   |
| 2  | 10 | s | 10 | copeland up the middle, gain of 4         |                         | jerome |
| 3  | 6  | s | 6  | gardner pass, keeps rolls left, gain of 1 |                         | hess   |
| 4  | 5  | s | 5  | gardner pass to sloan, gain of 1          | 11:01 to go             | moody  |

|    |    |   |    |                                                            |                         |                    |
|----|----|---|----|------------------------------------------------------------|-------------------------|--------------------|
| S1 | 10 | s | 4  | mitch keeps, gain of 7                                     |                         | morris             |
| 2  | 3  | s | 11 | vaughn over right side, gain of 2                          | <del>fd</del>           | roseborou          |
| 3  | 1  | s | 13 | vaughn over right side, gain of 7                          | fd rush                 | morris             |
| 1  | 10 | s | 20 | mitch keeps, left, gain of 4                               |                         | mende              |
| 2  | 6  | s | 24 | grubbs over center, gain of 3                              |                         | mende              |
| 3  | 3  | s | 27 | grubbs over right side, gain of 9, fd pen 15 pen uva       | fd rush, plus flag      | morris             |
| 1  | 10 | s | 29 | mitch pass to jones, gain of 25                            | fd pass turner          | <del>glasper</del> |
| 1  | 10 | v | 24 | mitch keeps right, gain of 15                              | fd rush                 | glasper            |
| 1  | 10 | v | 9  | mitch pass to magee, off his hands                         |                         |                    |
| 2  | 8  | v | 9  | mitch pitch to grubbs, gain of 9, PB 7:35 to go, 7:25 gone |                         |                    |
|    |    |   |    | jacobs pat kick good                                       | syracuse 31, virginia 0 |                    |

jacobs kicks off to sroba on the 5, return of 20 greba sets record moody

|    |    |   |    |                                                               |            |  |
|----|----|---|----|---------------------------------------------------------------|------------|--|
| V1 | 10 | v | 24 | gardner pass to herce, inter by wright on the 38, return of 8 | 7:18 to go |  |
|----|----|---|----|---------------------------------------------------------------|------------|--|

|    |    |   |    |                                                |                        |        |
|----|----|---|----|------------------------------------------------|------------------------|--------|
| S1 | 10 | v | 30 | mitch keeps left, gain of 20                   | fd rush                | rosebo |
| 1  | 10 | v | 10 | mitch keeps right, gain of 5                   |                        | harden |
| 2  | 5  | v | 5  | mitch pitch to hurley, loss of 1               |                        | powers |
| 3  | 6  | v | 6  | mitch keeps, gain of 3                         |                        | mende  |
| 4  | 3  | v | 3  | mitch keeps right, gain of 3                   | 10, 4:58 to go         |        |
|    |    |   |    | jacobs pat kick, hit the left upright, no good | syracuse 37-virginia 0 |        |

jacobs kicks off to sroba on the 5, return of 29 plu 15 syracuse personal foul moody

|    |    |   |    |                                                                        |            |          |
|----|----|---|----|------------------------------------------------------------------------|------------|----------|
| V1 | 10 | v | 49 | gardner pass to sloan, pass incomplete broken by spinney               |            |          |
| 2  | 10 | v | 49 | gardner pass to, almost intercepted by wilson, incomplete for colleran |            |          |
| 3  | 10 | v | 49 | gardner pass, hands to sroba, loss of 4                                |            | merriman |
| 4  | 14 | v | 45 | henderson punts to 5/5/ 55 punt into end zone                          | 3:56 to go |          |

|    |    |   |    |                                   |         |          |
|----|----|---|----|-----------------------------------|---------|----------|
| S1 | 10 | s | 20 | voysa up middle, gain of 20       | fd rush | bransati |
| 1  | 10 | v | 50 | essaler, gain of 3                |         | hete     |
| 2  | 7  | v | 27 | voysa, gain of 6                  | fd rush | pfabe    |
| 1  | 10 | v | 27 | hurley sweeps right, gain of 6    |         | bransati |
| 2  | 4  | v | 73 | voysa over center, gain of 17     | fd rush | morris   |
| 1  | 10 | v | 16 | essaler, gain of 6                |         | mende    |
| 2  | 4  | v | 10 | noticed syracuse 5 penalty        |         |          |
| 2  | 9  | v | 15 | voysa gain of 5                   |         | alona    |
| 3  | 4  | v | 10 | essaler over left side, gain of 2 |         | powers   |
| 4  | 2  | v | 8  | voysa over right side, gain of 3  | fd rush | morris   |
| 1  | 10 | v | 5  |                                   |         |          |

virginia 0-syracuse 37

Records and Coaches Quotes

Virginia records:

Scott Gardner 123 pass completions (old mark his of 110)  
Scott Gardner's 252 pass attempts (old mark his of 234)  
Joe Sroba 23 kickoff returns (old mark 21 by Sonny Randle 21 in 1958)

Quotes: Frank Maloney

I would have to say that this was the best over-all performance since I've been at Syracuse. I am so delighted with our turnaround.

We felt the option play would be the key to the game and it was. Virginia had had trouble defending the Wishbone offenses so even though we don't run the Wishbone we felt the option would be the key.

I was really ~~worried~~ worried about this game. We had lost to Pittsburgh and then had the open date so that meant we had had two weeks to think about that game. Secondly, we haven't been a favorite very often.

We alternated fullbacks because we wanted a fresh one in as often as possible. That is why we used all three.

We played all 48 players who made the trip.

We decided to start Donoghue (Jim) at quarterback because he has been running the option so well this week. We really worked on that play.

Jim Donoghue on what happened on extra point when he pulled ball back. "The snap was low and I could see someone coming. I ~~think~~ didn't want Jacobs to get stuffed by the guy so I pulled the ball.

Injuries--Tailback Bob Avery reinjured his high which kept him out of five games. It will be wait and see. Clarke has mild sprain of left knee.

Shutout was first for Syracuse since 1970 (14-0 over Miami in season finale. Most points scored by SU since 1971 (63 vs. Holy Cross)...Missed PAT was Jacobs' first after 13 in row...five wins most since 1972...11 field goals by Jacobs ties season record...30 yard run by Voyda longest by SU under Maloney...362 yards vs. Villanova in 1975 previous total offense high for Syracuse under Maloney's Villanova

VIRGINIA COACH SONNY RANDLE:

"You saw it just like I did. There's just not much to say.

"We as coaches did everything in our power to stop it. (Syracuse offense)

"It was a matter of blocking. It's amazing what you can do when you block people.

"We tried just about everything. It doesn't matter what you do---you have to execute.

"I've said this from the beginning. Everybody, and I mean everybody, has to be on the same page. But they don't understand that around here.

"By in large our defense did a pretty good job---We don't have 11 All-pros out there. They were on the field too long.

"I think Syracuse is a real fine football team. Frank has done a good job up there.

"I hope who ever takes ~~the~~ Virginia to Syracuse next year will take a bunch of kids up there who want to play football.

"I think we all would like to get the season over. Then we can start anew.

Virginia vs Maryland Nov. 22, 1925

FINAL TEAM FOOTBALL STATISTICS

|                                       | VIRGINIA<br>VISITORS | MARYLAND<br>HOME |
|---------------------------------------|----------------------|------------------|
| First Downs Rushing                   | 20                   | 28               |
| First Downs Passing                   | 4                    | 7                |
| First Downs by Penalties              | 1                    | 0                |
| TOTAL FIRST DOWNS                     | 25                   | 35               |
| Number Attempts Rushing               | 54                   | 67               |
| Yards Gained Rushing                  | 385                  | 600              |
| Yards Lost Rushing                    | 34                   | 18               |
| NET YARDS GAINED RUSHING              | 351                  | 582              |
| PASSING (Comp.-Att.-Int.)             | 10-20-1              | 13-22-0          |
| NET YARDS GAINED PASSING              | 76                   | 220              |
| Number Plays Rushing and Passing      | 74                   | 89               |
| TOTAL OFFENSE YARDAGE                 | 427                  | 802              |
| TOTAL RETURN YARDAGE (Less Kick-offs) | 0                    | 55               |
| No. Interceptions & Yards Returned    | 0                    | 1-11             |
| PUNTS (Number-Yards-Average)          | 5-197-39.4           | 0                |
| Points Held Blocked                   | 0                    | 0                |
| PUNTS RETURNED & YARDAGE              | 0                    | 3-44             |
| KICKOFFS RETURNED & YARDAGE           | 10-188               | 5-120            |
| PENALTIES--YARDS                      | 2-20                 | 13-105           |
| FUMBLES--FUMBLES LOST                 | 1-1                  | 0                |

|      | 1  | 2 | 3  | 4  | Final |
|------|----|---|----|----|-------|
| Away | 7  | 3 | 7  | 7  | 24    |
| Home | 14 | 7 | 27 | 14 | 62    |

Scoring: (Va.) 1st Qtr. 3:49 Gardner (1 run) PAT - Hottel (kick) 7-0  
 (Md.) 1st Qtr. 6:15 Houser (5 pass c. Dick) PAT - Socko (kick) 7-7  
 (Md.) 1st Qtr. 9:12 Franklin (3 run) PAT - Socko (kick) 7-14  
 (Va.) 2d Qtr. 9:00 Hottel (43 rd.) 10-14  
 (Md.) 2d Qtr. 12:22 Schulz (7 run) PAT - Socko (kick) 10-21  
 (Md.) 3d Qtr. 2:18 DeCarlo (1 run) PAT - Socko (kick) 10-28  
 (Md.) 3d Qtr. 4:55 Schulz (6 run) PAT - Socko (kick) 10-35  
 (Md.) 3d Qtr. 9:53 Atkins (5 run) PAT - Socko (kick) 10-42  
 (Va.) 3d Qtr. 12:44 Sloan (1 run) PAT - Hottel (kick) 10-49  
 (Md.) 3d Qtr. 14:07 Perkins (6 run) PAT - Socko (kick) 10-56  
 (Va.) 4th Qtr. 1:24 Copeland (42 run) PAT - Hottel (kick) 10-63  
 (Md.) 4th Qtr. 4:09 Maddox (9 run) PAT - Socko (kick) 24-58  
 (Md.) 4th Qtr. 10:50 Jennings (7 run) PAT - Socko (kick) 24-65

Attendance: 44,867 Weather: Cloudy - 51°

# FINAL INDIVIDUAL FOOTBALL STATISTICS

N. Virginia  
VERMONT

| RUSHING  | Att. | Gain | Loss | Net | L.G. | TD |
|----------|------|------|------|-----|------|----|
| Capelano | 12   | 100  | 0    | 100 | 42   | 1  |
| Sloan    | 14   | 47   | 8    | 39  | 18   | 1  |
| Seaba    | 4    | 23   | 7    | 16  | 11   | 0  |
| GARDNER  | 15   | 139  | 19   | 120 | 42   | 1  |
| DOWE     | 4    | 17   | 0    | 17  | 13   | 0  |
| Browning | 4    | 45   | 0    | 45  | 36   | 0  |
| Flow     | 1    | 14   | 0    | 14  | 14   | 0  |

| PASSING | Att. | Comp. | Intc. | Yds. | L.G. |
|---------|------|-------|-------|------|------|
| GARDNER | 20   | 10    | 1     | 76   | 19   |

| PASS RECEIVING | No. | Yds. | TD | L.G. |
|----------------|-----|------|----|------|
| FORD           | 5   | 54   | 0  | 19   |
| WINE           | 1   | 7    | 0  | 7    |
| Sloan          | 2   | 2    | 0  | 11   |
| JACKSON        | 2   | 13   | 0  | 7    |

| PUNTING   | No. | Yds. | Avg. | L.P. |
|-----------|-----|------|------|------|
| HENDERSON | 5   | 197  | 39.4 | 63   |

| PUNT RETURNS | No. | Yds. | Avg. | L.P. |
|--------------|-----|------|------|------|
|--------------|-----|------|------|------|

| KICKOFF RETURNS | No. | Yds. | Avg. | L.P. |
|-----------------|-----|------|------|------|
| Seaba           | 8   | 154  | 19.1 | 24   |
| Flow            | 1   | 13   | 13   | 13   |
| HOTTWE          | 1   | 21   | 21   | 21   |

| PASS INTERCEPTIONS | No. | Yds. | L.P. |
|--------------------|-----|------|------|
|--------------------|-----|------|------|

Maryland  
ROME

| RUSHING  | Att. | Gain | Loss | Net | L.G. | TD |
|----------|------|------|------|-----|------|----|
| FRANKLIN | 15   | 112  | 7    | 105 | 17   | 1  |
| Wilson   | 5    | 30   | 0    | 30  | 15   | 0  |
| JENNINGS | 11   | 137  | 1    | 136 | 47   | 1  |
| ATKINS   | 10   | 127  | 1    | 126 | 60   | 2  |
| DeLoala  | 3    | 13   | 0    | 13  | 10   | 1  |
| MOSS     | 4    | 16   | 0    | 16  | 10   | 0  |
| HARRIS   | 1    | 0    | 0    | 0   | 0    | 0  |
| MARR     | 5    | 87   | 0    | 87  | 23   | 2  |
| SCHULTZ  | 5    | 23   | 0    | 23  | 9    | 2  |
| DICK     | 4    | 5    | 9    | -4  | 7    | 1  |
| MANGES   | 2    | 5    | 0    | 5   | 19   | 0  |

| PASSING | Att. | Comp. | Intc. | Yds. | L.G. | TD |
|---------|------|-------|-------|------|------|----|
| DICK    | 20   | 12    | 0     | 209  | 37   | 1  |
| MANGES  | 2    | 1     | 0     | 11   | 11   | 0  |

| PASS RECEIVING | No. | Yds. | TD | L.G. |
|----------------|-----|------|----|------|
| Schultz        | 2   | 40   | 0  | 27   |
| HANNA          | 2   | 13   | 1  | 8    |
| RABA           | 1   | 37   | 0  | 37   |
| FRANKLIN       | 1   | 17   | 0  | 17   |
| JENNINGS       | 2   | 20   | 0  | 11   |
| KIRNEY         | 3   | 72   | 0  | 34   |
| WILSON         | 1   | 10   | 0  | 10   |
| RICHARDS       | 1   | 11   | 0  | 11   |

| PUNTING | No. | Yds. | Avg. | L.P. |
|---------|-----|------|------|------|
| SCHULTZ | 0   |      |      |      |

| PUNT RETURNS | No. | Yds. | Avg. | L.P. |
|--------------|-----|------|------|------|
| BARNHILL     | 2   | 22   | 11   | 12   |
| ROY          | 1   | 22   | 22   | 22   |

| KICKOFF RETURNS | No. | Yds. | Avg. | L.P. |
|-----------------|-----|------|------|------|
| Schultz         | 3   | 67   | 22.3 | 35   |
| JENNINGS        | 2   | 53   | 26.5 | 30   |

| PASS INTERCEPTIONS | No. | Yds. | L.P. |
|--------------------|-----|------|------|
| MILLER             | 1   | 11   | 11   |

(circled scribble)

11

UNIVERSITY OF MARYLAND VS UNIVERSITY OF VIRGINIA  
Byrd Stadium, College Park, Maryland 22 November 1975

COVER SHEET

TEAM CAPTAINS:

MARYLAND - The 20 Seniors

VIRGINIA - #13 Gardner, Scott  
#79 Glassie, Tom

OFFICIALS: REFEREE  
UMPIRE  
LINESMAN  
LINE JUDGE  
BACK JUDGE  
FIELD JUDGE

#1 CARPENTER, Robert  
#42 RUMER, Bobby  
#18 MANNING, George  
#28 ROSSER, Jimmy  
#31 BURKE, Wallace  
#54 HERAKOVICH, Carl

Additions and Deletions

VIRGINIA ADDITIONS -

#7 BORDEN, Bob DB  
#66 BAUMAN, Han OT  
#76 ALVAREZ, Al DT  
#49 CLOUTIER, Mike LB

FLY CARD CHANGES \*

|                      |                                       |
|----------------------|---------------------------------------|
| 98 MENDE, Bob        | in place of 85 Bowie, Kevin           |
| 75 HACKWORTH, Dennis | " 33 Keto, Kevin                      |
| 57 KENNY, John       | 98 Meade, Bob                         |
| 85 BOWIE, Kevin      | 25 Clasper, Derrick                   |
| 7 BORDEN, Bob        | 28 Brancati, Mike                     |
| 29 WILLIAMS, Alan    | 47 Arnall, Bruce                      |
| 28 BRANCATI, Mike    | Move to strong safety behind Walchack |
| 25 CLASPER, Derrick  | Free safety                           |
| 51 FULP, Ken         | Starting center                       |
| 87 COLLIER N, Jim    | in place of 42 Fadden Tom             |
| 91 MATTON, Vince     | " 88 Berce, Bob                       |
| 44 SLOAN, Dave       | add to Tailback                       |
| 32 GROSA, Joe        | "                                     |
| 34 BROWNING, Sip     | add to fullback                       |
| 82 JACKSON, Al       | Flanker                               |
| 42 FADDEN, Tom       | "                                     |
| 46 THEILING, Jim     | "                                     |

WEATHER:

TEMPERATURE  
HUMIDITY  
BAROMETER  
WIND  
FORECAST

51 degrees  
41%  
30.17 steady  
WNW - 15 MPH  
Cloudy, high 50-55, no rain



UNIVERSITY OF MARYLAND VS UNIVERSITY OF VIRGINIA  
 Byrd Stadium, College Park, Maryland 22 November 1975  
 FIRST QUARTER

COIN-TOSS: Virginia wins toss, will receive, Maryland kicking off defending the west goal. Soehko kicking off, deep for Virginia, Sroba and Hottowe. Flow on 14, ret to 27, ret 13 yds

1/10/27 Gardner keeps, goes right, out of bounds, gain of 12  
 1/10/39 Sloan off right guard, gain of 1  
 2/9/40 Gardner keeps, goes left, Zachary on stop, gain of 6  
 3/3/46V Pitch to Sloan, goes right, gain of 7  
 1/10/47M Sloan off right tackle, into secondary, Zachary on stop, gain of 9  
 2/1/38 Dowe up center, gain of 13, Zachary on stop  
 1/10/25 Gardner keeps, goes right, Zachary/Brechbeil on stop, gain of 9  
 2/1/16 Sroba off left tackle, gain of 3  
 1/10/13 Pitch to Sroba, cuts into center, Zachary on stop, gain of 11  
 2/2/2 Sroba off left guard, gain of 1  
 2/1/1 Gardner on sneak for TD 3:49 VIRGINIA 6 Maryland 0 Hottowe PAT good  
 11:11M VIRGINIA 7 MARYLAND 0  
 Kicking off for Virginia, Hottowe, deep for Maryland Jennings/Schultz. Schultz on 12 return to 30 Bowie on stop  
 1/10/30M Franklin goes into line, cuts left, goes wide, Morris on stop, gain of 27  
 1/10/47M Dick pass complete to Schultz, breaks tackles, 27 yards  
 1/10/26V Franklin off left guard, gain of 5  
 2/5/21 Pitch to Franklin goes right, out of bounds by Morris, gain of 12  
 1/9/9 Schultz off right tackle, gain of 4, Meade on stop  
 2/5/5 Franklin off left guard, trip, Alvarez on stop, no gain  
 3/5/5 Dick pass to Hoover in end zone complete for TD 6:15 VIRGINIA 7 MARYLAND 6 Soehko PAT Good MARYLAND 7 VIRGINIA 7  
 8:45V Soehko kicking off, Sroba deep, Hottowe/Flow on flanks. Sroba on goal, ret to 22  
 1/10/22 Gardner pass to Wicks complete, gain of 7  
 2/3/29 Dowe into center, gain of 1  
 3/2/30 Sloan on pitch, DeVito on stop, no gain  
 4/2/30 Henderson to punt, Brechbeil deep, out of bounds, 24 yard punt  
 6:55M  
 1/10/46M Dick fires deep to Raba, over the shoulder catch between defenders, gain of 37 yards  
 1/10/17V DeCarlo up center, gain of 10 Rfabe on stop  
 1/7/7 Franklin off left guard, gain of 4  
 2/3/3 Franklin off left tackle for TD 9:12 MARYLAND 13 Virginia 7 Soehko PAT Good MARYLAND 14 Virginia 7  
 5:48V Soehko kicking off, Sroba deep, Flow/Hottowe on flanks, out of bounds  
 Kicking off from 35. Srobalin and zone, ret to 22  
 5:41V  
 1/10/22 Gardner keeps, goes right, down sidelines, Brechbeil pushes out of bounds gain of 42  
 1/10/36M Sloan goes left, Evans/Hughes on stop, no gain  
 2/10/36 Sloan into center no gain  
 3/10/36 Gardner pass to Sloan complete, Campbell/Evans on stop, loss of 9  
 4/19/45 Henderson to punt, Brechbeil deep, out of bounds, 30 yard punt  
 4:11M  
 1/10/16M Franklin off right guard, gain of 12  
 1/10/28 Franklin leaps up center, gain of 9  
 2/1/37 Dick pass to Schultz incomplete  
 3/1/37 DeCarlo off left guard, gain of 2  
 1/10/39 Franklin goes left, reverses field, Bowie on stop, loss of 7  
 2/17/32 Dick pass to Schultz complete, Bowie on stop, gain of 13  
 3/4/45 Dick pass to Hoover complete, gain of 8  
 1/10/47V Wilson off left guard, gain of 4  
 2/5/43 Wilson on delay, Alvarez on stop, gain of 3  
 3/3/40 Pitch to Atkins, goes left, gain of 6  
 1/10/34 Dick keeps, gain of 4

MARYLAND 14  
 VIRGINIA 7

UNIVERSITY OF MARYLAND VS UNIVERSITY OF VIRGINIA  
 Byrd Stadium, College Park, Maryland 22 November 1975  
 SECOND QUARTER

15:00H  
 2/6/30V Pitch to Atkins goes left, Bowie on stop, fumbles after whistle, loss of 1  
 3/7/31 Dick pitch to Franklin under full head of steam, gain of 17 pass complete  
 1/10/14 Dick keeps, goes left, keeps, Bowie on stop, no gain, flag, clipping 15 yards  
 1/25/29 Dick pass complete to Jennings, gain of 11  
 2/14/18 Dick pass to Schultz in end zone incomplete  
 3/14/18 Dick pass complete to Jennings on move, gain of 9  
 4/5/9 Sochko FG 26 yards, Blocked by Roseborough, flag in end zone. 5 yard delay of game  
 Sochko FG 31 yards, no good off to right.

12:52V  
 1/10/20 Gardner pass complete to Fadden gain of 14  
 1/10/34 Copeland off left tackle, gain of 4  
 2/6/38 Copeland off left tackle/end, Zachary on stop, gain of 8  
 1/10/46V Copeland same play, gain of 6, Foster on stop  
 2/4/48V Copeland off left tackle, Campbell on stop, gain of 1  
 3/3/47 Copeland on draw up center for first down, gain of 4  
 1/10/43 Gardner pass for Fadden incomplete  
 2/10/43 Sloan knocked down by own man, Fisher on stop, loss of 4  
 3/14/47 Gardner on TB draw, up center, Chelensky on stop, gain of 20  
 1/10/27 Sloan off left guard, gain of 1  
 2/9/26 Gardner pass to Fadden incomplete  
 3/9/26 Gardner pass incomplete, Evans on blitz  
 4/9/26 Hottowe FG 42 yards, Good MARYLAND 14, VIRGINIA 10 7:07

7:53H  
 Hottowe kicking off, Jennings/Schultz deep. Schultz catches on 15, ret to 29  
 1/10/29 Franklin off left tackle, into secondary, gain of 14  
 1/10/43 Jennings off left tackle, gain of 9  
 2/1/48V DeCarlo on cross, gain of 7, flag, Maryland off-sides Maryland  
 2/6/47H Pitch to Franklin cuts back, gain of 8  
 1/10/45V Dick to pass, sacked by Pfabe, loss of 9  
 2/19/46V Dick pass to Kinney complete, gain of 25  
 1/10/29V Dick pass to Hoover incomplete  
 2/10/29 Pitch to Franklin goes right, flag on play, 15 yards Maryland holding  
 2/25/44 Dick screen pass to Wilson goes down right sideline, gain of 10  
 3/15/34 Dick pass to Kinney in center complete, gain of 13 TIME OUT MARYLAND  
 4/2/21 Atkins off left guard, no gain

4:27V  
 1/10/21 Gardner keeps, goes left, out of bounds, Roy on stop, gain of 7  
 2/3/28 Browning off left guard, Campbell on stop, gain of 3  
 1/10/31 Draw to Copeland, gain of 4  
 2/6/35 Copeland off left tackle, gain of 3 TIME OUT VIRGINIA  
 3/3/38 Gardner sacked by Campbell, loss of 8  
 4/11/30 Henderson to punt, Brechbeil deep. Brechbeil on 28, 52 yard punt, ret 12

2:39H  
 1/10/40 Dick keeps, goes left out of bounds, gain of 4  
 2/6/44 Dick pass incomplete, flag, illegal procedure, Maryland declined  
 3/6/44 Dick pass to Kinney complete, cuts inside, gain of 34  
 1/10/23 Dick pass for Hoover incomplete  
 2/10/22 Wilson through big hole up center, gain of 15  
 1/7/7 Schultz around left end for TD 13:38 MARYLAND 20 VIRGINIA 10 Sochko PAT Good  
 MARYLAND 21 VIRGINIA 10

1:22V  
 Sochko kicking off, Sroba deep, Flow/Hottowe, Sroba at 14 ret to 27  
 1/10/27 Gardner on qb draw up center, gain of 12  
 1/10/29 Gardner pass to Wicks incomplete  
 2/10/39 Draw to Sloan up center, gain of 18  
 1/10/43M Gardner pass complete to Fadden gain of 8 TIME OUT VIRGINIA  
 2/2/35 Gardner pass intercepted by Miller at 33 ret to 44

:16H  
 1/10/44V Dick pass to DeCarlo incomplete  
 2/10/44 Dick pass batted by Needs incomplete  
 3/10/44 Wilson off left tackle, gain of 5 TIME OUT MARYLAND  
 4/5/49H Dick pass incomplete

MARYLAND 21  
 VIRGINIA 10

Official Atlantic Coast Conference Statistical Form

CIRCLE ONE  
HALFTIME ~~FINAL~~

TEAM STATISTICS

|                                | <u>VIRGINIA</u> | <u>MARYLAND</u> |
|--------------------------------|-----------------|-----------------|
| Total First Downs .....        | 13              | 15              |
| Rushes--Yards .....            | 31-195          | 27-140          |
| Passing Yards .....            | 20              | 209             |
| Return Yards .....             | 0               | 23              |
| Passes (Comp.-Att.-Int.) ..... | 4-9-1           | 12-20-0         |
| Punts (No-Yards-Avg.) .....    | 3-95-31.6       | 0               |
| Fumbles--Lost .....            | 0               | 0               |
| Penalties--Yards .....         | 0               | 5-45            |

INDIVIDUAL LEADERS

VIRGINIA

| RUSHING  | Att. | Gain | Loss | Net | L.G. |
|----------|------|------|------|-----|------|
| COPELAND | 7    | 30   | 0    | 30  | 8    |
| SLOAN    | 9    | 36   | 4    | 32  | 18   |
| GARNER   | 9    | 109  | 8    | 101 | 42   |

| PASSING | Att. | Comp. | Intc. | Yds. | L.G. |
|---------|------|-------|-------|------|------|
| GARDNER | 9    | 4     | 1     | 20   | 14   |

| PASS RECEIVING | No. | Yds. | TD | L.G. |
|----------------|-----|------|----|------|
| FADDEN         | 2   | 22   | 0  | 14   |
| WICKS          | 1   | 7    | 0  | 7    |

MARYLAND

| RUSHING  | Att. | Gain | Loss | Net | L.G. |
|----------|------|------|------|-----|------|
| FRANKLIN | 11   | 84   | 7    | 77  | 17   |
| WILSON   | 4    | 27   | 0    | 27  | 15   |

| PASSING | Att. | Comp. | Intc. | Yds. | L.G. |
|---------|------|-------|-------|------|------|
| NICK    | 20   | 12    | 0     | 209  | 37   |

| PASS RECEIVING | No. | Yds. | TD | L.G. |
|----------------|-----|------|----|------|
| SCHULTZ        | 2   | 40   | 0  | 27   |
| BARA           | 1   | 37   | 0  | 37   |
| KINNEY         | 3   | 72   | 0  | 34   |
| HOOVER         | 2   | 13   | 1  | 8    |

UNIVERSITY OF MARYLAND VS UNIVERSITY OF VIRGINIA  
Byrd Stadium, College Park, Maryland 22 November 1975  
THIRD QUARTER

KICK-OFF: Maryland will receive, Virginia will defend the west goal. Hottowe kicking off  
Jennings and Schultz deep. Schultz at 3, ret to 38

1/10/38 Franklin hurdles line, gain of 6  
2/4/44 Pitch to Franklin going left, gain of 8  
1/10/48V Wilson into center, gain of 3  
2/7/45 Jennings goes wide right, gain of 7, flag, Maryland clipping  
2/15/47M Jennings on draw cuts into secondary, reverses field, goes to 6, 47 yards  
1/6/6 Schultz off left tackle, gain of 5  
2/1/1 DeCarlo off left guard for TD 2:18 MARYLAND 27 Virginia 10 Sochko PAT Good  
MARYLAND 28 Virginia 10

12:42V Sochko kicking off, Sroba deep. out of bounds, Sroba at 12, ret 16  
1/10/28 Gardner pass to Fadden complete, gain of 7  
2/3/35 Sloan hit by Kabe, loss of 5  
3/8/30 Gardner pass for Dow incomplete  
4/8/31 Henderson to punt, Roy deep. Roy at 30, ret 39 yard punt, ret 22  
11:42M

1/10/48V Pitch to Jennings goes left, gain of 7  
2/3/41 Jennings breaks up center, gain of 15  
1/10/26 Pitch to Jennings, Schultz on reverse, gain of 5  
2/5/21 Manges keeps, goes right, into secondary, Roseborough on stop, gain of 19  
1/2/2 Schultz off right tackle for TD 4:55 MARYLAND 34 Virginia 10 Sochko PAT Good  
MARYLAND 35 Virginia 10

10:05V Sochko kicking off Sroba deep. Sroba at 13 ret 17  
1/10/30 Gardner pass incomplete to Fadden  
2/10/30 Dowe into center, gain of 2  
3/8/32 Gardner sacked by Campbell/Benson, loss of 11  
4/19/21 Henderson to punt, Brechbeil deep. Brechbeil at 16, 63 yard punt, 10 ret  
8:31M

1/10/26 Atkins up center, gain of 17  
1/10/43 Atkins off left tackle, into secondary, flag, Maryland off-sides.  
1/15/38 Atkins up center, gain of 6  
2/9/44 Manges keeps, goes left, gain of 13  
1/10/43V Manges pass for Hoover incomplete  
2/10/43 Atkins on draw, into secondary, gain of 24  
1/10/19 Atkins off right guard, gain of 6  
2/4/13 Atkins off right tackle, gain of 3 TIE OUT MARYLAND  
3/1/10 Manges keeps, goes right, out of bounds, gain of 5  
1/5/5 Atkins bulls way in for TD 9:53 MARYLAND 41 Virginia 10 Sochko PAT Good  
MARYLAND 42 Virginia 10

5:07V Sochko kicking off, Sroba deep. Out of bounds. Sroba 21, ret 24  
1/10/45 Gardner pass to Jackson complete, gain of 7  
2/3/48M Gardner pass to Fadden complete, gain of 6  
1/10/42 Illegal procedure Virginia  
1/15/47 Browning on draw, into secondary 36 yards, flag, Maryland ~~XXXXXXXX~~ 5 yds p Foul  
1/15/47 1/5/5 Copeland off left guard, gain of 2  
2/3/3 Sloan off left guard, gain of 1  
3/2/2 Gardner on sneak, gain of 1  
1/1/1 Gardner on sneak, hit by Campbell, no gain  
2/1/1 Sloan in for TD 13:44 MARYLAND 42 Virginia 16 Hottowe PAT Good  
MARYLAND 42 Virginia 17

1:16V Hottowe kicking off, Jennings/Schultz deep. Jennings at 10, ret 30  
1/10/40 Pitch to Atkins going left, reverses field cuts across for TD 14:07 - 60 yards  
Sochko PAT no good MARYLAND 48 Virginia 17

:53V Sochko kicking off, Sroba deep. Sroba 7 ret 17 Flag against Md declined  
1/10/24 Gardner pass to Sloan complete, Benson on stop, gain of 11  
1/10/35 Browning up center, gain of 5  
2/5/40 Sloan on delay, loss of 2, flag Virginia holding 15 yards

MARYLAND 48  
Virginia 17

UNIVERSITY OF MARYLAND VS UNIVERSITY OF VIRGINIA  
 Byrd Stadium, College Park, Maryland 22 November 1957  
 FOURTH QUARTER

2/20/25V Gardner QB draw, gain of 22  
 1/10/47 Sloan up center, gain of 3  
 2/7/50 Gardner pass complete to Jackson, gain of 6  
 3/1/44V Gardner on sneak, gain of 1  
 1/10/43 Copeland on draw up center, 43 yards and TD 1:14 MARYLAND 48 Virginia 23  
 Hottowe PAT Good MARYLAND 48 Virginia 24  
 13:36V Hottowe kicking off, Jennings/Schultz deep. Jennings on 15, ret 23  
 1/10/38 Franklin up center, gain of 4  
 2/6/42 Jennings off left tackle, goes left, loss of 1  
 3/7/43 Manges pass complete to Richards, gain of 11  
 1/10/48V Franklin off left guard, gain of 10  
 1/10/38 Maddox on trap up center, into secondary, cuts left, gain of 29  
 1/9/9 Pitch to Maddox for 9 yards and TD 4:09 MARYLAND 54 Virginia 24 Sochko PAT Good  
 MARYLAND 55 Virginia 24  
 10:51V Sochko kicking off, Sroba deep. Sroba at 3 ret 23  
 1/10/26 Copeland on hand off reverses field, gain of 19  
 1/10/45 Gardner pass to Fadden complete, gain of 19  
 1/10/36M Gardner pass for Fadden incomplete  
 2/10/36 Gardner goes wide right, gain of 5  
 3/5/31 Copeland on draw, gain of 3  
 4/2/28 Pitch to Sloan goes left, gain of 5  
 1/10/23 Copeland on delay, gain of 4  
 2/6/19 Browning on trap into center, gain of 1  
 3/5/18 Sroba on pitch hit by LaHayne, loss of 7  
 4/12/25 Gardner pass to Fadden incomplete  
 8:51M  
 1/10/24 Jennings on draw, gain of 6  
 2/4/31 Jennings up center, gain of 6  
 1/10/37 Pitch to Jennings, goes left, gain of 10  
 1/10/47 Pitch to Maddox goes wide right, gain of 19  
 1/10/34 Pitch to Jennings, goes wide left, down sideline, gain of 23  
 1/10/11 Moss into center, gain of 4  
 2/6/7 Pitch to Jennings for TD 10:50 MARYLAND 61 Virginia 24 Sochko PAT Good  
 MARYLAND 62 Virginia 24  
 4:01V Sochko kicking off, Sroba deep. Out of bounds. Hottowe on 8 ret 21  
 1/10/29 Sroba off right guard, gain of 9 flag Maryland face-mask 15 yards  
 1/10/47V Flow gains 15, fumbles, Tolanda recovers for Maryland  
 3:26V  
 1/10/30 Maddox carries, flag, Maryland illegal procedure  
 1/15/25 Moss into center, gain of 10  
 2/5/35 Moss off right guard, gain of 6  
 1/10/41 Maddox into center, gain of 2  
 2/8/43 Moss into center, gain of 6  
 3/2/49M Pitch to Maddox going right, gain of 7  
 1/10/44V Maddox steps over people going up center, gain of 21  
 1/10/23 Harris keeps, ~~XXXXXXXX~~ no gain

MARYLAND 62  
 VIRGINIA 24

Sonny Randle:

"We played fairly well offensively but the defense left something to be desired. I think we played about as well as we can play. I certainly can't fault their effort. Maryland has it all. They're a very fine football team.

"The decision will be forth coming tomorrow. Otherwise I have no comment.

"At this moment I have no recruiting plans immediately.

#Referring to the comment made in the Roanoke Times--"I don't know what was said but I didn't say anything.

Asked wh t had to be done at Virginia--"Whoever the coach might be--frame of mind and attitude."

