



VIRGINIA

VIRGINIA ATHLETICS MEDIA RELATIONS
 295 Massie Road, Room 154
 Charlottesville, VA 22904
Men's Basketball Contact: Erich Bacher
OFFICE: (434) 982-5530 • **CELL:** (720) 318-5538
E-mail: bacher@virginia.edu
ON THE WEB: VirginiaSports.com
ON TWITTER: @UVAMensHoops, @erichjbacher

20 NCAA TOURNAMENT APPEARANCES • 2 NCAA FINAL FOUR BERTHS • 13 NIT APPEARANCES • 9 ALL-AMERICANS • 24 ALL-ACC FIRST TEAM SELECTIONS

GAME INFORMATION

Date/Time: Thursday, March 17, 2016 / 3:10 p.m. ET
Site: Raleigh, N.C./PNC Arena (19,700)
TV: truTV-Kevin Harlan (pxp), Reggie Miller (analyst), Dan Bonner (analyst) & Lewis Johnson (reporter)
Online: NCAA.com (March Madness On Demand)
Radio: Virginia Sports Radio Network
 Dave Koehn (pxp), Ted Jeffries (analyst)
Satellite Radio: WestwoodOne/NCAA Radio Network on Sirius (83), XM (202), Internet (961)
 John Sadak (pxp), Eric Montross (analyst)
Live Stats/Twitter: VirginiaSports.com/@UVaMensHoops
Series vs. Hampton: 7-0
Charlottesville: 6-0 (5-0 at JPI); **Hampton:** 1-0
First Meeting: Nov. 25, 1998 (W, 116-66)
Last Meeting: Nov. 26, 2013 (W, 69-40)

2015-16 SCHEDULE/RESULTS (26-7, 13-5 ACC)

Date	Opponent	TV	Time/Result
Nov. 13	[6/6] MORGAN STATE	ESPN3	W, 86-48
Nov. 16	[6/6] at George Washington	ESPN2	L, 73-68
Nov. 19	[6/6] vs. Bradley ^	ESPN2	W, 82-57
Nov. 20	[6/6] vs. Long Beach State ^	ESPNU	W, 87-52
Nov. 22	[6/6] vs. George Mason ^	ESPN2	W, 83-66
Nov. 25	[12/12] LEHIGH	ESPN3	W, 80-54
Dec. 1	[10/10] at Ohio State %	ESPN	W, 64-58
Dec. 5	[10/10] WILLIAM & MARY	RSN	W, 67-52
Dec. 8	[10/10] vs. WVU [14/14] !	ESPN	W, 70-54
Dec. 19	[8/9] VILLANOVA [12/13]	ESPN2	W, 86-75
Dec. 22	[5/5] CALIFORNIA [RV]	ESPN2	W, 63-62 OT
Dec. 30	[5/5] OAKLAND	ESPNU	W, 71-58
Jan. 2	[5/5] NOTRE DAME [RV] *	ESPN2	W, 77-66
Jan. 4	[4/4] at Virginia Tech *	ESPN2	L, 70-68
Jan. 9	[4/4] at Georgia Tech *	ACCN	L, 68-64
Jan. 12	[13/11] MIAMI [8/9] *	ESPNU	W, 66-58
Jan. 17	[13/11] at Florida State *	ESPNU	L, 69-62
Jan. 19	[13/13] CLEMSON [RV] *	ACCN	W, 69-62
Jan. 24	[13/13] SYRACUSE *	ESPN2	W, 73-65
Jan. 26	[11/12] at Wake Forest *	ESPN3	W, 72-71
Jan. 30	[11/12] at Louisville [16/14] *	CBS	W, 63-47
Feb. 3	[9/9] BOSTON COLLEGE *	RSN	W, 61-47
Feb. 6	[9/9] at Pitt * [RV]	ACCN	W, 64-50
Feb. 9	[7/7] VIRGINIA TECH *	ACCN	W, 67-49
Feb. 13	[7/7] at Duke [RV] *	ESPN	L, 63-62
Feb. 15	[7/8] NC STATE *	ESPN	W, 73-53
Feb. 22	[3/3] at Miami [12/11] *	ESPN	L, 64-61
Feb. 27	[3/3] NO. CAROLINA [7/6] *	ESPN	W, 79-74
Mar. 1	[4/4] at Clemson *	ESPNU	W, 64-57
Mar. 5	[4/4] LOUISVILLE [11/1] *	ESPN	W, 68-46
Mar. 10	[4/4] vs. Georgia Tech **	ESPN/ACCN	W, 72-52
Mar. 11	[4/4] vs. Miami [11/11] **	ESPN/ACCN	W, 73-68
Mar. 12	[4/4] vs. UNC [7/7] **	ESPN/ACCN	L, 61-57
Mar. 17	[4/5] vs. Hampton &	TruTV	3:10 p.m.

HOME GAMES IN BOLD CAPS

^ - Charleston Classic, Charleston, S.C.
 % - ACC/Big Ten Challenge
 ! - Jimmy V Men's Basketball Classic, New York, N.Y.
 * - ACC game;
 ** - ACC Tournament, Washington, D.C.
 & - NCAA First-Second Round, Raleigh, N.C.



VS.



NO. 1 SEED VIRGINIA CAVALIERS (26-7)

Head Coach: Tony Bennett (Green Bay, 1992)
 Record at UVA: 162-71 (7th season); Career Record: 231-104 (10th season)

NO. 16 SEED HAMPTON PIRATES (21-10)

Head Coach: Edward Joyner, Jr. (Johnson C. Smith, 1995)
 Record at Hampton: 120-106 (7th season), Career Record: Same

FOR OPENERS

- No. 1 seed Virginia (26-7) plays No. 16 seed Hampton (21-10) in the first round of the NCAA Tournament on Thursday, March 17 at approximately 3:10 p.m.
- UVA earned an at-large bid into the NCAA Tournament, while Hampton earned the Mid-Eastern Athletic Conference's automatic bid.
- The fourth-ranked Cavaliers, who earned their fifth No. 1 seed in the NCAA Tournament and second in last three seasons, are making their third consecutive NCAA appearance and 20th overall.
- UVA ranks Nos. 2, 4 and 9 in the KenPom.com overall, adjusted defense and adjusted offense efficiency ratings, respectively.
- UVA ranks third nationally in scoring defense (59.7 ppg), ninth in assist-to-turnover ratio (1.53), 10th in 3-point field goal shooting (40.5%), 13th in field goal shooting (48.7%), 16th in free throw shooting (75.4%), 23rd in scoring margin (10.7) and 30th in turnover margin (2.7).

A WIN VS. HAMPTON WOULD GIVE...

- UVA 87 wins over a three-year span, most since 88 from 1981-83.
- UVA seniors 110 career wins, second most in school history and two shy of the school record 112 by the UVA Class of 1983.
- UVA 27 wins, sixth most in school history.
- UVA a 26-19 all-time record in the NCAA Tournament, including a 3-0 mark at PNC Arena in Raleigh, N.C.
- UVA a 9-7 record at PNC Arena overall (6-7 vs. NC State and 3-0 NCAA Tournament).
- UVA a 10-4 record as a No. 1 seed in the NCAA Tournament.

ALL-TIME IN THE NCAA TOURNAMENT

- Virginia is 25-19 all-time in 19 NCAA Tournament appearances.
- UVA is making its third consecutive NCAA Tournament appearance for the first time since 1993-95.
- UVA has a 9-4 record as a No. 1 seed in the NCAA Tournament.
- UVA reached the NCAA Final Four in 1981 and 1984.
- The Cavaliers reached their eighth NCAA Regional semifinal appearance in 2014, losing 61-59 to Michigan State.
- UVA's matchup vs. Hampton marks the Cavaliers' first NCAA Tournament game against a team from Virginia.

VIRGINIA'S PROBABLE STARTING LINEUP VS. HAMPTON (3/17/16)

Pos.	No.	Player (Hometown)	Yr.	Ht.	Wt.	PPG	RPG	2015-16 NOTES
G	32	London Perrantes (Los Angeles, Calif.)	Jr.	6-2	192	11.0	3.0	8th all-time at UVA with 424 assists
G	15	Malcolm Brogdon (Atlanta, Ga.)	R-Sr.	6-5	215	18.7	4.1	ACC Player/Defensive POY has 17 20-point games
G	0	Devon Hall (Virginia Beach, Va.)	R-So.	6-5	209	4.5	2.5	Shooting 36.4% from 3-point range (20-of-55)
F	13	Anthony Gill (High Point, N.C.)	R-Sr.	6-8	230	13.3	6.1	Scored in double figures in 29 of 33 games
F	21	Isaiah Wilkins (Lilburn, Ga.)	So.	6-7	230	4.6	4.1	Leads team with 25 blocks and 3rd with 28 steals

OFF THE BENCH

C	10	Mike Tobey (Monroe, N.Y.)	Sr.	7-0	260	6.8	4.3	15 pts & 20 rebs vs. Louisville for 3rd career double-double
G	51	Darius Thompson (Murfreesboro, Tenn.)	R-So.	6-4	196	4.2	1.3	GW 3-pointer at WF; 4th on team with 26 steals
G	4	Marial Shayok (Ottawa, Ontario)	So.	6-5	213	3.9	1.8	Scored in double figures in five games
F	11	Evan Nolte (Milton, Ga.)	Sr.	6-8	228	1.9	0.7	Has made 90 career 3-pointers
F	31	Jarred Reuter (Marion, Mass.)	Fr.	6-7	243	1.7	1.0	Played in 24 games

ALL-TIME AGAINST HAMPTON

- UVA is 7-0 all-time against Hampton in the series that dates back to the 1998-99 season.
- The Cavaliers meet the Pirates for the first time since a 69-40 win at John Paul Jones Arena in Charlottesville on Nov. 26, 2013.
- UVA and Hampton meet for the first time in NCAA Tournament play.
- The Cavaliers are 6-0 vs. the Pirates in Charlottesville and 1-0 in Hampton.
- Virginia has a 31.9 average margin of victory in the series.
- Tony Bennett is 2-0 all-time vs. Hampton, posting wins in 2009 and 2013.
- Malcolm Brogdon (5 points), Anthony Gill (7 points, 4 rebounds), Mike Tobey (4 points), Evan Nolte (4 points), London Perrantes (4 assists, 6 rebounds) and Caid Kirven (2 points) each saw action in Virginia's last meeting against Hampton in 2013-14.

LAST TIME VS. THE PIRATES

- Virginia defeated Hampton, 69-40, on Nov. 26, 2013 at John Paul Jones Arena.
- Joe Harris had 20 points on 7-of-7 shooting, including 4-of-4 from 3-point range.
- Justin Anderson added 12 points, four rebounds and three blocks off the bench.
- UVA went 8-of-12 from 3-point range (66.7%) and had a 10 steals.
- Virginia dominated the glass for the sixth straight game, out-rebounding the Pirates 42-21.

LAST TIME OUT

- Joel Berry II scored 19 points to lead No. 1 seed North Carolina to a 61-57 win over No. 2 seed Virginia in the ACC Tournament championship on Saturday, March 12.
- Marcus Paige scored 13 points and Brice Johnson had 12 points, nine rebounds and five assists for the Tar Heels.
- All-American Malcolm Brogdon was limited to 15 points on 6-22 shooting as UVA scored a season-low 57 points.
- UVA shot a season-low 36.5 percent, but out-rebounded the Tar Heels 36-28.
- Virginia fell to 3-13 against North Carolina in the ACC Tournament, including a 1-4 mark in the championship game.

VIRGINIA HEAD COACH TONY BENNETT

- Head coach Tony Bennett sports a 162-71 mark in seven seasons at Virginia and 231-104 career mark in 10 seasons overall.
- Bennett was named USBWA District 3 Coach of the Year for the third consecutive year on March 8.
- Bennett was named 2015 USBWA National Coach of the Year and ACC Coach of the Year after leading Virginia to a school-record tying 30 wins and its second consecutive ACC regular-season title.
- Bennett led the Cavaliers to 30 wins in back-to-back seasons (2013-2014) for the first time in school history.
- In 2013-14, Bennett guided UVA to its first ACC regular season and tournament championship (first since 1976) in the same season for the first time in school history.
- Bennett has led the Cavaliers to five consecutive postseason tournaments (NCAA in 2012, 2014, 2015 and 2016, and NIT in 2013).
- Bennett-coached teams are 80-3 when holding opponents to fewer than 50 points during his 10-year coaching career.
- Bennett-coached teams have led the nation in scoring defense three times (2008-09, 2013-14 & 2014-15), and finished in the top five nationally in six of nine seasons.
- Bennett is one of 26 Division I head coaches (2015-16 season) who played in the NBA.
- UVA is 85-28 (.752) in non-conference action, 77-43 (.642) and 100-20 (.833) at home under Tony Bennett.

BENNETT IN THE NCAA TOURNEY

- Tony Bennett is 6-5 career in the NCAA tournament. This is his sixth appearance in the tourney.
- He went 3-2 during two trips at Washington State and led WSU to the 2008 Sweet 16.
- In three previous appearances at UVA (2012, '14, '15, he owns a 3-3 record.

CAVALIERS AGAINST THE FIELD OF 68

- Virginia competed against nine 2016 NCAA Tournament teams, posting a 9-3 record in 12 games.
- UVA went 2-1 vs. Miami, 1-0 vs. California, Notre Dame, Pitt, Syracuse, Villanova and West Virginia, 1-1 vs. UNC and 0-1 vs. Duke.

CAVALIERS AT PNC ARENA

- Virginia sports an 8-7 all-time record at PNC Arena in Raleigh.
- The Cavaliers are 6-7 against NC State at PNC Arena and 2-0 in NCAA tournament action in 2014.
- UVA has a six-game winning streak at PNC Arena (4-0 vs. NC State and 2-0 NCAA Tournament) dating back to Jan. 9, 2010.
- Malcolm Brogdon, Anthony Gill, London Perrantes, Evan Nolte and Mike Tobey each played in both NCAA Tournament games at PNC Arena in 2014.
- In addition, Darius Thompson played in two NCAA Tournament games for Tennessee at PNC Arena in 2014.

UVA VS. THE MEAC

- UVA meets its second Mid-Eastern Athletic Conference opponent during 2015-16, posting a season-opening 86-48 win over Morgan State on Nov. 13 in Charlottesville.
- Virginia is 25-0 all-time vs. the Mid-Eastern Athletic Conference (7-0 vs. Hampton, 4-0 vs. Howard and Norfolk State, 3-0 vs. Morgan State, 2-0 vs. Maryland Eastern Shore and South Carolina State, 1-0 vs. Bethune-Cookman, Coppin State and North Carolina A&T).
- Tony Bennett is 13-0 all-time vs. the MEAC as head coach at Virginia.

SENIORS IN ELITE COMPANY AT UVA

- The 2016 UVA senior class of Malcolm Brogdon, Anthony Gill, Mike Tobey, Evan Nolte and Caid Kirven is tied for second in school history with 109 career wins.
- The UVA Class of 1983 led by three-time National and ACC Player of the Year Ralph Sampson has a school-record 112 wins.
- Brogdon, Gill, Tobey, Nolte and Kirven have helped UVA capture two ACC regular-season titles and one ACC Tournament championship.
- The seniors have participated in two NCAA tournaments and one NIT.
- All five seniors will earn their undergraduate degrees by May of 2016.

NAT'L DEFENSIVE RANKINGS UNDER BENNETT (3/14/16)

Year	School	Pts/Gm	Rank
2006-07	Washington State	59.5	17th
2007-08	Washington State	56.4	3rd
2008-09	Washington State	55.4	1st
2009-10	Virginia	63.6	54th
2010-11	Virginia	62.4	36th
2011-12	Virginia	54.2	2nd
2012-13	Virginia	55.6	5th
2013-14	Virginia	55.7	1st
2014-15	Virginia	51.5	1st
2015-16	Virginia	59.7	3rd

WINNINGEST SENIOR CLASSES IN UVA HISTORY

CLASS	WINS	NOTABLE SENIOR(S)
1983	112	Ralph Sampson
1984	109	Rick Carlisle, Othell Wilson, Ricky Stokes
2016	109	Malcolm Brogdon, Anthony Gill
2015	105	Darion Atkins
1982	102	Jeff Jones

COMMON OPPONENTS

- UVA and Hampton share two common opponents from the regular season – William & Mary and Morgan State.
- UVA topped William & Mary, 67-52, and Morgan State, 86-48, in home games.
- Hampton lost at W&M, 86-67, and scored three wins over Hampton, including an 83-81 win in the MEAC tournament.

UVA VS. TEXAS TECH & BUTLER

- If Virginia defeats Hampton, the Cavaliers would meet No. 8 seed Texas Tech (19-12) of the Big 12 Conference or No. 9 seed Butler (21-10) of the BIG EAST Conference for the first time in school history in the NCAA second round.
- Virginia defeated West Virginia of the Big 12 and Villanova of the BIG EAST this season.
- UVA is 13-16 all-time against current Big 12 Conference members (0-1 vs. Baylor, 1-2 vs. Iowa State, 1-2 vs. Kansas, 2-1 vs. Oklahoma, 0-1 vs. Oklahoma State, 0-1 vs. TCU and 9-8 vs. West Virginia).
- UVA is 24-32 all-time against current BIG EAST Conference members (0-2 vs. DePaul, 11-12 vs. Georgetown, 3-1 vs. Marquette, 3-3 vs. Providence, 0-3 vs. Seton Hall, 1-7 vs. St. John's, 5-2 vs. Villanova and 1-2 vs. Xavier).

UVA VS. RANKED OPPONENTS

- UVA is 7-2 vs. ranked opponents, including back-to-back wins over then-No. 14 West Virginia (70-54) and then-No. 12/13 Villanova (86-75) in non-conference action.
- UVA added wins over then-No. 8 Miami (66-58), then-No. 16 Louisville (63-47), then-No. 3 North Carolina (79-74), then-No. 11 Louisville (68-46) and then-No. 11 Miami (73-68).
- UVA's seven wins against ranked opponents are its most since recording eight in 1980-81.
- The 22-point win over Louisville marked UVA's most lopsided against a ranked opponent since a 92-67 win over No. 6 Maryland on March 5, 1995.
- Virginia is 21-23 against ranked opponents, including a 2-6 mark vs. top-5 foes, in the Tony Bennett era.
- UVA is 136-319 vs. ranked opponents, including a 25-119 mark against top-5 foes, since 1953-54.
- The Cavaliers are 1-26 vs. No. 1-ranked opponents (86-73 vs. No. 1 North Carolina on Jan. 30, 1986).

UVA VS. THE COMMONWEALTH

- Virginia has a 59-14 record (3-1 in 2015-16) against teams from the Commonwealth of Virginia since 1999-2000.
- UVA posted wins over George Mason, William & Mary and Virginia Tech, and a loss at Virginia Tech (70-68) this season.
- UVA has won 13 of its last 14 games against teams from Virginia.
- UVA's matchup vs. Hampton marks the Cavaliers' first NCAA Tournament game against a team from Virginia.



**HEAD COACH
TONY BENNETT**
7TH SEASON

PERSONAL

Birthdate: June 1, 1969
Birthplace: Clintonville, Wis.

Family: wife, Laurel; daughter, Anna; son, Eli

EDUCATION

College: Green Bay, 1992

COACHING EXPERIENCE

- 1999-00 Wisconsin (staff volunteer)
- 2000-01 Wisconsin (assistant coach)
- 2003-04 Washington State (assistant coach)
- 2004-06 Washington State (associate head coach)
- 2006-09 Washington State (head coach)
- 2009- Virginia (head coach)

THE BENNETT RECORD

Year	School	Record (Conf)	Postseason
2006-07	Washington St.	26-8 (13-5)	NCAA 2nd Round
2007-08	Washington St.	26-9 (11-7)	NCAA Sweet 16
2008-09	Washington St.	17-16 (8-10)	NIT 1st Round
2009-10	Virginia	15-16 (5-11)	
2010-11	Virginia	16-15 (7-9)	
2011-12	Virginia	22-10 (9-7)	NCAA 2nd Round
2012-13	Virginia	23-12 (11-7)	NIT Quarterfinals
2013-14	Virginia	30-7 (16-2)	NCAA Sweet 16
2014-15	Virginia	30-4 (16-2)	NCAA Third Round
2015-16	Virginia	26-7 (13-5)	
Total	10th season	231-104	
Virginia	7th season	162-71 (77-43 ACC)	

BENNETT VS. 2015-16 OPPONENTS

Opponent	Career	Virginia
Boston College	6-4	6-4
Bradley	1-0	1-0
California	4-3	1-0
Clemson	7-3	7-3
Duke	2-8	2-8
Florida State	6-6	6-6
George Mason	1-1	1-1
George Washington	1-1	1-1
Georgia Tech	8-2	8-2
Hampton	2-0	2-0
Lehigh	1-0	1-0
Long Beach State	1-0	1-0
Louisville	3-1	3-1
Miami	6-5	6-5
Morgan State	2-0	2-0
North Carolina	5-7	5-6
NC State	9-2	9-2
Notre Dame	5-0	4-0
Oakland	1-0	1-0
Ohio State	1-0	1-0
Pitt	4-1	4-0
Syracuse	3-0	3-0
Villanova	1-0	1-0
Virginia Tech	10-4	10-4
Wake Forest	5-4	5-4
West Virginia	1-0	1-0
William & Mary	2-0	2-0

ACC TOURNAMENT IN REVIEW

- Virginia advanced to its eighth ACC Tournament championship and posted a 2-1 record at Verizon Center in Washington, D.C.
- The No. 2 seeded Cavaliers defeated No. 10 seed Georgia Tech (72-52) and No. 3 seed Miami (73-68) before losing to No. 1 seed North Carolina (61-57) in the championship.
- Malcolm Brogdon and Anthony Gill were named to the ACC All-Tournament first team, while London Perrantes was named to the second team.
- The Cavaliers have advanced to the ACC Tournament championship in two of the last three seasons.
- UVA is 37-61 all-time at the ACC Tournament.

VIRGINIA BASKETBALL GETTING OFFENSIVE

- UVA is averaging 70.4 points, its most since 76.8 ppg in 2007-08.
- As of March 14, UVA ranks Nos. 1, 6 and 9 in the KenPom.com overall, adjusted defense and adjusted offense efficiency ratings, respectively.
- UVA is shooting 48.7 percent from the field (best since 49.6% in 1986-87), 40.5 percent from 3-point range (best in school history) and 75.4 percent from the free throw line (best since 76.2% in 1978-79).
- UVA has scored 80 or more points in six games, its most since 11 in 2007-08.
- UVA's 86 points against Villanova were its most scored against a top-25 foe since tallying 87 in a road win at Minnesota in 2010-11.
- UVA has shot 55 percent or better in eight games in 2015-16, its most since accomplishing the feat eight times in 1984-85.
- The Cavaliers scored 82 or more points in three straight games (Nov. 19-22 at Charleston Classic) for the first time since the first three games of the 2001-02 season.
- UVA has shot 50 percent or better from the field in 16 games and 50 percent or better from 3-point range in 10 games.

BROGDON NAMED FIRST-TEAM ALL-AMERICAN

- Malcolm Brogdon was named First-Team All-American by Sporting News and U.S. Basketball Writers Association (USBWA).
- In addition, Brogdon was named second-team All-American by USA Today and SI.com.
- Brogdon is the first Cavalier to earn first-team All-America honors since Ralph Sampson in 1983.
- Brogdon is also the first Cavalier to earn back-to-back All-America honors since Sampson from 1980-83.
- Brogdon was named Second-Team All-American last season.

BENNETT, BROGDON & GILL HONORED BY USBWA

- Tony Bennett was named USBWA District 3 Coach of Year, Malcolm Brogdon was named Player of the Year and Anthony Gill joined Brogdon on the USBWA All-District 3 team.
- Bennett earned his third consecutive USBWA District 3 Coach of the Year honor after leading No. 4 Virginia to a 24-6 record.
- Brogdon earned his first USBWA District 3 player of the year honor and third consecutive All-District award.
- Brogdon joins former UVA star Bryant Stith as the only Cavaliers to earn District player of the year accolades.
- Brogdon and Stith are the only Cavaliers to earn three USBWA All-District honors.
- Gill earns his first USBWA All-District 3 honor.

BROGDON SWEEPS TOP ACC MEDIA AND COACHES HONORS

- Malcolm Brogdon was named ACC Player of the Year, Defensive Player of the Year, All-ACC First Team and ACC All-Defensive Team by the Atlantic Coast Sports Media Association (ACSM) and the ACC coaches.
- ACSMA and the ACC coaches named Anthony Gill All-ACC Third Team and London Perrantes honorable mention.
- Brogdon is the first player in ACC history to earn Player of the Year and Defensive Player of the Year in the same season.
- Brogdon is the first Cavalier to earn ACC Player of the Year honors since Ralph Sampson won the award three consecutive seasons from 1981-83.
- Brogdon is the third Cavalier to earn ACC Player of the Year honors, joining Sampson and Barry Parkhill (1972).
- Brogdon was named to the All-ACC First Team for the third consecu-

tive season and ACC All-Defensive Team for the second straight year.

- Brogdon became the fourth Cavalier to earn three All-ACC first-team honors joining Sampson (1981-83), Bryant Stith (1990-92) and Sean Singletary (2006-08).

ALL-AMERICAN BROGDON LEADS CAVALIERS INTO ACTION

- Two-time All-American and ACC Player/Defensive Player of the Year Malcolm Brogdon will become the first UVA player since Sean Singletary (2006-08) to lead UVA in scoring for three straight seasons.
- Brogdon is UVA's first three-time All-ACC first-team selection since Singletary (2006-08).
- Brogdon is UVA's first ACC Player of the Year since Ralph Sampson captured three straight league player of the year honors from 1981-83.
- Brogdon's 18.7 scoring average is the highest for UVA since Singletary's 19.8 ppg in 2007-08.
- Brogdon's 19.9 scoring average in ACC action is the highest for UVA since Singletary's 21.5 ppg in 2007-08.
- Brogdon has 17 20-point efforts, including a career-high 28 at GW, Wake Forest and Miami, marking the most by a UVA player in a season since Norman Nolan had 17 20-point games in 1997-98.
- Brogdon made 42 consecutive free throws from Jan. 24-March 5, seven shy of breaking Jeff Lamp's school-record of 48 in 1979-80.
- The three-time All-ACC performer ranks 11th on UVA's all-time scoring list with 1,752 points in 132 career games (13.3 career ppg).
- Brogdon ranks first on UVA's career free-throw percentage list at 87.1% (404-for-464).
- Brogdon has started 104 consecutive games at UVA.
- Brogdon is a John R. Wooden Award candidate, Oscar Robertson Trophy and Jerry West Award finalist, and candidate for the 2016 Senior CLASS Award and Wooden Citizen Cup Award.
- Brogdon was named a preseason All-American by The Sporting News (1st team), Blue Ribbon Yearbook (1st team), CBSSports.com (2nd team), NBCSports.com (2nd team), Bleacher Report (2nd team), USA Today (3rd team) and CollegeInsider.com.
- Brogdon and Gonzaga's Kyle Wiltjer are the first consensus All-Americans to return as fifth-year seniors since Vanderbilt's Billy McCaffrey in 1993-94.
- In 2014-15, Brogdon averaged 14.0 points and 3.9 rebounds en route to All-America second-team and All-ACC first-team accolades.
- Brogdon helped Team USA to a bronze medal at the 2015 Pan American Games in Toronto.
- He earned a degree in history and is pursuing a master's degree from the Frank Batten School of Leadership and Public Policy.

GILL THRILLS

- All-ACC third-team selection Anthony Gill is averaging a career-high 13.3 points and a team-leading 6.1 rebounds.
- Gill has led UVA in scoring in eight games, including 22 points vs. Villanova.
- Gill was the first UVA player to score in double figures in the first 22 games of a season since Sean Singletary scored 10 or more points in all 33 games during 2007-08.
- Gill has reached double figures in scoring in 29 of 33 games.
- Gill earned ACC Player of the Week honors after tallying 20 points and 12 rebounds vs. West Virginia for his fourth career double-double.
- Gill averaged 11.6 points and 6.5 rebounds en route to All-ACC third-team (media) honors in 2014-15.
- Gill was named to the coaches' All-ACC Defensive Team in 2014-15.
- Gill, who has led UVA in field goal percentage in each of the past two seasons, is shooting 57.4 percent during his UVA career.
- Gill has amassed 1,387 career points in three seasons at UVA and one at South Carolina.
- He is tied for 38th with Olden Polynice on UVA's all-time scoring list with 1,151 career points.

LONDON CALLING THE SHOTS

- All-ACC honorable mention guard London Perrantes is enjoying a breakout season in 2015-16, averaging career highs in points (11.0), field goal percentage (44.1%) and 3-point field goal percentage (48.1%).
- Perrantes has hit double figures in scoring in 16 games, including a season-high 22 points (career-best seven 3-pointers) at Virginia Tech.

2016 NCAA EAST REGION 1ST/2ND ROUND MEDIA INFORMATION

TRAVEL INFORMATION

Virginia arrives in Raleigh by bus on Tuesday.

VIRGINIA MEDIA RELATIONS CONTACTS

Erich Bacher, Assistant AD for Public Relations

Email: bacher@virginia.edu

Cell: (720) 318-5538

Andy Fledderjohann, Asst. Media Relations Director

Email: fledder@virginia.edu

Cell: (434) 906-0075

CREDENTIAL REQUESTS

(If UVA advances to Midwest Regional)

Jim Daves, Assistant AD for Media Relations

Email: jimdaves@virginia.edu

Cell: (434) 962-7668

TEAM AVAILABILITY

Wednesday, March 16

1:35-2:10 p.m. NCAA Press Conference

2:15-2:55 p.m. Open Practice at PNC Arena

Friday, March 18*

2:20-2:40 p.m. NCAA Press Conference -

Student-Athletes

2:40-3 p.m. NCAA Press Conference -

Head Coach Tony Bennett

* if Virginia defeats Hampton

VIRGINIA IN THE NATIONAL POLLS

Date	Associated Press	USA Today Coaches
Preseason	6	6
Nov. 16	6	6
Nov. 23	12	12
Nov. 30	10	10
Dec. 7	10	10
Dec. 14	8	9
Dec. 21	5	5
Dec. 28	5	5
Jan. 4	4	4
Jan. 11	13	11
Jan. 18	13	13
Jan. 25	11	12
Feb. 1	9	9
Feb. 8	7	7
Feb. 15	7	8
Feb. 22	3	3
Feb. 29	4	4
March 7	4	4
March 14	4	5

- Perrantes leads the ACC in 3-point shooting at 48.1 percent and has a career 2.9 assist-to-turnover ratio (424 assists, 147 turnovers) in 100 games.
- He tallied his second career double-double with 16 points and a career-high 11 assists against George Mason en route to MVP honors at the Charleston Classic.
- Perrantes also tallied 19 points against Villanova, Florida State and NC State.
- He missed the Ohio State and William & Mary contests due to an appendectomy.
- Perrantes averaged 6.4 points and 4.6 assists en route to honorable mention All-ACC honors last season.
- He had a career-high 26 points at Miami (1/3/15).
- Perrantes earned All-ACC Freshman Team honors in 2013-14.
- Perrantes ranks eighth all-time at UVA with 424 career assists.

HALL OF A SPARK

- Devon Hall is averaging 21.0 minutes in 33 games after averaging 10.6 minutes in 23 contests last season.
- Hall, who has started 16 of the last 17 games, had career highs in assists (5) and blocked shots (3) vs. Virginia Tech (2/9/16).
- Hall scored an ACC-high 11 points vs. Clemson and North Carolina.
- Hall netted a career-high 13 points vs. Morgan State and drained a career-best four 3-pointers for 12 points vs. Long Beach State.
- Hall had nine points and a career-high seven rebounds at Clemson.
- Hall made his first start of the season at Florida State, scoring six points and matching a season high with 26 minutes.

ZAY PAVING THE WAY

- Isaiah Wilkins is averaging 4.6 points, 4.1 rebounds and 1.4 assists.
- Wilkins leads the team with 25 blocked shots and has 28 steals.
- He had a career-high 13 rebounds vs. NC State (2/15/16).
- Wilkins scored a career-high 14 points vs. Virginia Tech (2/9/16).
- He handed out a career-best five assists at Pitt (2/6/16) and blocked a career-high four shots at Virginia Tech (1/4/16).
- UVA is 14-4 with Wilkins in the starting lineup.
- He averaged 1.6 points and 2.5 rebounds in 28 games last season.

RECORDS WATCH

- Malcolm Brogdon ranks 11th on UVA's career scoring list with 1,752 points, while Anthony Gill is tied for 38th with 1,151 points.
- Brogdon needs six points to pass Curtis Staples (1,757 points from 1995-98) for 10th on the list and 13 points to pass Harold Deane (1,763 points from 1994-97) for ninth.
- Gill needs seven points to pass Chip Conner (1,157 points from 1962-64) for 37th on the list and 27 to pass Joe Noertker (1947-50) for 36th.
- London Perrantes ranks eighth on UVA's career assist list with 424 assists. Perrantes needs three assists to pass John Johnson (426 assists from 1985-88) for seventh on the list.
- Brogdon ranks 10th on UVA's career free throw made list with 404. He needs 10 free throws to pass John Crotty (413 from 1988-91) for ninth on the list.
- Brogdon ranks first all-time on UVA's career free throw percentage list at 87.1 percent.

ABOUT THE 2015-16 SCHEDULE

- Nine of Virginia's opponents will participate in the 2016 NCAA Tournament: California, Duke, Miami, North Carolina, Notre Dame, Pittsburgh, Syracuse, Villanova and West Virginia.
- The Cavaliers have played 10 games against 2015 NCAA Tournament teams: home games against North Carolina, Louisville, Villanova, Notre Dame and NC State, road contests at Duke, Louisville and Ohio State, and neutral-site tilts against West Virginia (Jimmy V Men's Basketball Classic at Madison Square Garden in New York) and North Carolina (ACC Tournament championship at Verizon Center in Washington, D.C.).

HOLDING FOES UNDER 50

- Virginia is 55-2 when holding opponents under 50 points in the Tony Bennett era.
- UVA is 39-1 over the past four seasons when holding opponents to fewer than 50 points.

THE ELECTRIC 70's

- Virginia is 77-4 when scoring at least 70 points under Tony Bennett and 85-67 when scoring under 70 points.

IN THE 60's

- UVA is 113-17 when scoring at least 60 points and 18-23 when scoring fewer than 60 points over the past five seasons.

THREE CAVALIERS LEAD THE WAY IN ACC OVERALL RANKINGS

- As of March 14, London Perrantes ranks first in the ACC in 3-point shooting (48.1%), fifth in assist-to-turnover ratio (2.3) and eighth in assists (4.4 apg).
- Malcolm Brogdon is third in scoring (18.7 ppg), second in free throw shooting (88.4%), eighth in 3-point shooting (40.9%) and 10th in field goal shooting (46.8%).
- Anthony Gill ranks 17th in the ACC in rebounding (6.1 rpg) and 23rd in scoring (13.3 ppg).

SECONDS ANYONE?

- Virginia has played its best basketball during the second half of games this season.
- The Cavaliers have scored more points in the second half than the first half in 28 of 33 games.
- UVA is averaging 38.8 points in the second half and 31.3 points in the first stanza.
- UVA is shooting 53.3 percent on its second-half shots, including 46.1 percent from 3-point range, but only 44.4 percent on its first-half shots and 35 percent from 3-point range.

BROGDON & PERRANTES EXCELLED DURING ACC PLAY

- Malcolm Brogdon ranked first in free throw shooting (90.9%), fourth in scoring (19.9 ppg), sixth in 3-point shooting (41.1%) and tied for 10th in 3-pointers per game (2.2) during ACC play.
- London Perrantes ranked first in 3-point shooting (48.1%), fifth in assists (4.3 apg), eighth in assist-to-turnover ratio (2.0) and tied for 10th in 3-pointers per game (2.2).
- Anthony Gill ranked 18th in rebounding (6.0 rpg) and 25th in scoring (12.8 ppg).

HIGHLIGHTS FROM THE SEVEN-GAME ACC WINNING STREAK

- UVA allowed 55.9 points per game during its seven-game winning streak from Jan. 19-Feb. 9.
- UVA held four straight opponents (Louisville, Boston College, Pitt and Virginia Tech) to 50 or fewer points.
- The Cavaliers limited opponents to 38.6 percent field goal shooting and 33.3 percent 3-point shooting.
- The Cavaliers scored 18 points, including Darius Thompson's game-winning 3-pointer, in the final 1:16 to defeat Wake Forest 72-71.
- UVA handed Louisville its worst defeat (63-47) at KFC Yum! Center since the building opened in 2010.
- UVA shot 50.6 percent from the field and 42.4 percent from 3-point range during the winning streak.
- Malcolm Brogdon had five 20-point games during the streak, averaging 20.3 points, 54.8 percent field goal shooting, 51.5 percent 3-point shooting and 97.1 percent free throw shooting.

ABOUT THE THREE-GAME ROAD LOSING STREAK

- Virginia lost three straight ACC road games (Virginia Tech, Georgia Tech & Florida State) for the first time since losing four straight in 2012-13 (North Carolina, Miami, Boston College and Florida State).
- The two-game losing streak from Jan. 4-9, 2016 (Virginia Tech & Georgia Tech) was UVA's first since Dec. 4-7, 2013 (Wisconsin and Green Bay).
- UVA allowed 69 points per game during the losing streak.
- The Cavaliers allowed Virginia Tech, Georgia Tech and Florida State to shoot 51.1 percent (23-45) from 3-point range.
- UVA was outscored 55-36 in bench points during the streak.

VIRGINIA'S 2015-16 RECORD WHEN..

	All	ACC
Leading at the half:	21-2	11-2
Trailing at the half:	4-4	1-3
Tied at the half:	1-1	1-0
Playing Overtime	1-0	0-0
Shooting 50% or better	15-1	7-1
Shooting between 40-49.9%	10-4	6-3
Shooting less than 40%	1-2	0-1
Opponents shoot 50% or better	4-0	1-0
Opponents shoot less than 50%	23-6	12-5
UVA outrebounds its opponent	17-3	8-2
Opponent outrebounds UVA	6-4	3-3
Teams are tied in rebounds	3-0	2-0
UVA has 10 or more steals	1-0	0-0
UVA shoots 70% FT or better	18-5	10-3
UVA shoots less than 70% FT	8-2	3-2
Scoring less than 50 points	0-0	0-0
Scoring 50-59 points	0-1	0-0
Scoring 60-69 points	11-6	8-5
Scoring 70-79 points	9-0	5-0
Scoring 80-89 points	6-0	0-0
Scoring more than 90 points	0-0	0-0
Allowing fewer than 50 points	5-0	4-0
Allowing 50-59 points	12-0	4-0
Allowing 60-69 points	6-5	3-4
Allowing 70-79 points	3-2	2-1
Allowing 80-89 points	0-0	0-0
Allowing 90 or more points	0-0	0-0
Playing in John Paul Jones Arena	15-0	9-0
Playing on the road	5-6	4-5
Playing on a neutral court	6-1	0-0
Game decided by 1-4 points	2-5	1-4
Game decided by 5-10 points	7-2	5-1
Game decided by 11 or more pts	16-0	7-0
Playing at night	22-5	11-3
Playing in the afternoon	4-2	2-2
Playing on Monday	1-3	1-2
Playing on Tuesday	8-0	5-0
Playing on Wednesday	3-0	1-0
Playing on Thursday	2-0	0-0
Playing on Friday	3-0	1-0
Playing on Saturday	7-3	4-2
Playing on Sunday	2-1	1-1
Playing in November	5-1	0-0
Playing in December	6-0	0-0
Playing in January	6-2	6-2
Playing in February	5-2	5-2
Playing in March	4-1	2-0
Playing on TV	23-7	12-5
Playing Online Only	3-0	1-0

NON-CONFERENCE HIGHLIGHTS

- UVA posted back-to-back wins against top-15 opponents, defeating then-No. 14 West Virginia (70-54) and then-No. 12/13 Villanova (86-75).
- Virginia captured the Charleston Classic with wins over Bradley, Long Beach State and George Mason.
- The Cavaliers defeated Ohio State in the Big Ten/ACC Challenge.
- The home win over Oakland gave UVA its third streak of 10 wins or more under Tony Bennett.
- Virginia scored 80 or more points in six games, its most under Tony Bennett and most since 11 in 2007-08.

CAVALIERS IN THE NBA

- Mike Scott (Atlanta) and Justin Anderson (Dallas) are former Cavaliers who are playing in the NBA this season. Scott is in his fourth season, while Anderson is in his rookie season.
- Former Cavalier Joe Harris was traded from Cleveland to Orlando, but was waived by the Magic. Harris underwent foot surgery on Jan. 12 and is expected to miss the remainder of the season.

GILL NAMED TO ALLSTATE GOOD WORKS TEAM®

- Anthony Gill was one of 10 players named to the 2016 Allstate NABC Good Works Team®.
- This prestigious award pays tribute to college basketball players at all levels for their impressive commitment to giving back to their communities and positively impacting the lives of those around them.
- Gill has volunteered at hospitals, schools, Boys and Girls Club's, mentoring and speaking to children and at-risk youth.
- Gill made a mission trip to Jamaica with Athletes in Action, started a fundraiser for Love 146, packaged shoes for the Sole Hope organization and is planning a shoe drive in Charlottesville for the Dominican Republic.
- Members of the Allstate NABC Good Works Team® will be invited by Allstate to be recognized at the 2016 NABC Convention and 2016 NCAA Men's Final Four®, and will participate in a community service project to benefit the host city of Houston.
- Gill is the third UVA player to be named to the team, joining Joe Harris (2014) and Malcolm Brogdon (2015).
- UVA is the lone Division I program to have three players named to the team.

VIRGINIA PICKED 2ND IN THE ACC

- Virginia was picked to finish second in the ACC preseason poll.
- The second-place preseason selection is UVA's highest since being

selected first in 1982-83.

- The Cavaliers, who were picked fourth and finished first in each of the last two seasons, have finished at or higher than their predicted finish in each of the last seven seasons.

NOLAN HONORED AS UVA'S 2016 ACC TOURNAMENT LEGEND

- Former Virginia forward Norman Nolan is the Cavaliers' 2016 ACC Men's Basketball Tournament Legend.
- Nolan starred at Virginia from 1995-98, amassing 1,329 career points and ranking 10th on UVA's all-time rebounding list with 765 in 121 games.
- The Baltimore native enjoyed a breakout senior season at UVA in 1998, averaging 21 points and pulling down 9.2 rebounds per game.
- The 2016 Legends were recognized during the 2016 New York Life ACC Tournament at Verizon Center in Washington, D.C.

VIRGINIA INKS FOUR RECRUITS TO NLI's

- Kyle Guy (Indianapolis, Ind./Lawrence Central), Jay Huff (Durham, N.C./Voyager Academy), De'Andre Hunter (Philadelphia, Pa./Friends' Central) and Ty Jerome (New Rochelle, N.Y./Iona College Prep) inked NLI's and will join the Cavaliers for the 2016-17 season.
- Guy will compete in the 2016 McDonald's All-American game and is the first UVA player to compete in the McDonald's game since Sylvan Landesberg in 2008.
- Guy is ranked No. 25 on ESPN's 2016 Prospect Ranking list and No. 44 on Rivals' 2016 Prospect Ranking list.
- Huff is ranked No. 87 on Scout's 2016 Prospect Ranking list.
- Hunter is ranked No. 66 on Rivals' 2016 Prospect Ranking list and No. 77 on ESPN's 2016 Prospect Ranking list.
- Jerome is ranked No. 50 on Rivals' 2016 Prospect Ranking list and No. 52 on ESPN's 2016 Prospect Ranking list.

THERE'S NO PLACE LIKE HOME

- Virginia is 138-36 (.793) in 10 seasons at John Paul Jones Arena.
- The Cavaliers finished undefeated at home (15-0) in 2015-16 for the first time since 1981-82 (12-0).
- UVA owns the nation's seventh longest current home-winning streak at 20 games.
- UVA is 100-20 (.833), including a 65-5 (.929) mark the past four seasons, at home under head coach Tony Bennett.
- Virginia is 35-1 in ACC home games over the past four seasons, the best mark in ACC history with one loss (Duke 33-1 from 1962-64).
- UVA has won 11 or more home games for seven straight seasons.
- UVA's 21-game home winning streak from Dec. 21, 2013-Jan. 22, 2015 set a JPY record.

2015-16 UNIVERSITY OF VIRGINIA CAVALIERS

No.	Name	Pos.	Ht.	Wt.	Yr.	Hometown/High School [Previous College]
0	Devon Hall *	G	6-5	209	R-So.	Virginia Beach, Va./Cape Henry Collegiate
1	Austin Nichols ^	F	6-9	232	Jr.	Collierville, Tenn./Briarcrest Christian School [Memphis]
2	Justice Bartley	G	6-5	209	Fr.	Lilburn, Ga./Montrose Christian School (Md.)
4	Marial Shayok *	G	6-5	213	So.	Ottawa, Canada/Blair Academy (N.J.)
10	Mike Tobey ***	C	7-0	260	Sr.	Monroe, N.Y./Blair Academy (N.J.)
11	Evan Nolte ***	F	6-8	228	Sr.	Milton, Ga./Milton
13	Anthony Gill ***	F	6-8	230	R-Sr.	High Point, N.C./Charlotte Christian [South Carolina]
15	Malcolm Brogdon ***	G	6-5	215	R-Sr.	Atlanta, Ga./Greater Atlanta Christian
21	Isaiah Wilkins *	F	6-7	230	So.	Lilburn, Ga./Greater Atlanta Christian
24	Caid Kirven ***	F	6-9	228	Sr.	Raleigh, N.C./Woodberry Forest (Va.)
25	Mamad Diakite	F	6-9	195	Fr.	Conakry, Guinea, Africa/Blue Ridge School (Va.)
31	Jarred Reuter	F	6-7	243	Fr.	Marion, Mass./Brewster Academy (N.H.)
32	London Perrantes **	G	6-2	192	Jr.	Los Angeles, Calif./Crespi Carmelite
33	Jack Salt	C	6-11	250	R-Fr.	Auckland, New Zealand/Westlake
34	Jeff Jones **	F	6-6	213	Jr.	Charlottesville, Va./St. Anne's-Belfield School
51	Darius Thompson	G	6-4	196	R-So.	Murfreesboro, Tenn./Blackman [Tennessee]

* - Letters earned; ^ - Ineligible in 2015-16 because of NCAA transfer rules

Head Coach: Tony Bennett (Green Bay '92/seventh season)

Associate Head Coach: Ron Sanchez (SUNY-Oneonta '97/seventh season)

Assistant Coaches: Jason Williford (Virginia '95/seventh season); Brad Soderberg (UW-Stevens Point '85/first season)

Director of Recruiting/Player Development: Orlando Vandross (American International College '92/first season)

Director of Scouting/Recruiting: Vic Sfera (Memphis '10/second season); **Tech. Asst:** Johnny Carpenter (Virginia '13/first season)

Assistant AD for Men's Basketball: Ronnie Wideman (Washington State '06/seventh season)

Strength and Conditioning Coach: Mike Curtis (Virginia '98/seventh season); **Athletic Trainer:** Ethan Saliba (Kansas '79/33rd season)

NATIONAL RANKINGS

ASSOCIATED PRESS (Monday, March 14)

1	Kansas (63)	30-4	1,623
2	Michigan State (2)	29-5	1,552
3	North Carolina	28-6	1,488
4	Virginia	26-7	1,384
5	Oregon	28-6	1,371
6	Villanova	29-5	1,283
7	Oklahoma	25-7	1,215
8	West Virginia	26-8	1,193
9	Xavier	27-5	1,127
10	Miami	25-7	920
11	Kentucky	26-8	920
12	Purdue	26-8	873
13	Utah	26-8	870
14	Indiana	25-7	828
15	Texas A&M	26-8	682
16	Louisville	23-8	585
17	Arizona	25-8	559
18	Maryland	25-8	489
19	Duke	23-10	383
20	Seton Hall	25-8	374
21	Baylor	22-11	347
22	Iowa State	21-11	317
23	California	23-10	270
24	SMU	25-5	84
25	Iowa	21-10	82

Others receiving votes: Texas 69, **Notre Dame 61**, Saint Joseph's 60, Connecticut 34, Stephen F. Austin 12, Dayton 11, Wisconsin 9, Wichita St 9, Gonzaga 8, Arkansas-Little Rock 5, Providence 4, Valparaiso 3, Butler 3, Cincinnati 3, Yale 3, Monmouth 3, Saint Mary's 3, Stony Brook 2, Michigan 2, Akron 1, Northern Iowa 1

USA TODAY COACHES (Monday, March 14)

1	Kansas (31)	30-4	799
2	Michigan State (1)	29-5	761
3	North Carolina	28-6	732
4	Oregon	28-6	673
5	Virginia	26-7	665
6	Villanova	29-5	610
7	Oklahoma	25-7	588
8	West Virginia	26-8	575
9	Xavier	27-5	548
10	Purdue	26-8	466
11	Miami	25-7	459
12	Indiana	25-7	421
13	Kentucky	26-8	418
14	Utah	26-8	379
15	Texas A&M	26-8	343
16	Arizona	25-8	323
17	Maryland	25-8	306
18	Baylor	22-11	227
19	Iowa State	21-11	199
20	Duke	23-10	172
21	Seton Hall	25-8	158
22	Texas	20-12	113
23	California	23-10	108
24	Iowa	21-10	100
25	Saint Joseph's	27-7	46

Others receiving votes: **Notre Dame 41**, Connecticut 36, Providence 25, Wichita St 21, Gonzaga 17, Saint Mary's 17, Wisconsin 15, Stephen F. Austin 11, Northern Iowa 9, Dayton 9, VCU 3, Yale 2, Butler 2, Cincinnati 1, Fresno State 1, Arkansas-Little Rock 1

2015-16 Opponents in Bold

NCAA TOURNAMENT SUPERLATIVES

VIRGINIA HIGHS

Points 104 vs. Middle Tennessee (1989)
Margin of Victory 27 vs. Albany (2007)
Field Goals Made 36 vs. Boston College (1983) [36-72]
Field Goals Attempted 74 vs. Arizona (1994) [23-74]
Field Goal Pct. 63.4% vs. NC State (1983) [26-41]
3-Point FG Made 9, 2x last vs. Albany (2007) [9-17]
3-Point FG Attempted 28 vs. Arizona (1994) [9-28]
3-Point FG Pct. 75% vs. Wyoming (1987) [3-4]
(min. 10 3FGA) 70, 2x, last vs. Middle Tennessee (1989) [7-10]
Free Throws Made 34 vs. LSU (1981) [34-38]
Free Throws Attempted 42 vs. Nicholls State (1995) [32-42]
Free Throw Pct. (min. 10 FTA) 90.9% vs. DePaul (1976) [10-11]
Offensive Rebounds 18, 4x, last vs. Mich. St. (2015)
Rebounds 50 vs. Boston College (1983)
Rebound Margin +16, 2x last vs. Albany (2007) [41-25]
Personal Fouls 27, 2x last vs. Boston College (1983)
Disqualifications 3 vs. Boston College (1983)
Assists 19 vs. Boston College (1983)
Turnovers 21 vs. Cincinnati (1993)
Blocked Shots 8 vs. Cincinnati (1993)
Steals 12 vs. Nicholls State (1995)
Overtime Periods 1, 3x last vs. Miami (Ohio) (1995)

OPPONENT HIGHS

Points 102, Michigan (1989)
Margin of Victory 37, Michigan (1989)
Field Goals Made 41, Michigan (1989) [41-70]
Field Goals Attempted 78, Boston College (1983) [34-78]
Field Goal Pct. 58.6%, Michigan (1989) [41-70]
3-Point FG Made 11, 2x last by Tennessee (2007) [11-26]
3-Point FG Attempted 26, 2x last by Tennessee (2007) [11-26]
3-Point FG Pct. 55%, Michigan (1989) [11-20]
Free Throws Made 28, North Carolina (1981) [28-37]
Free Throws Attempted 37, North Carolina (1981) [28-37]
Free Throw Pct. (min. 10 FTA) 91.7%, Manhattan (1993) [11-12]
Free Throw Pct. (under 10 FTA) 100%, Indiana (1984) [6-6]
Offensive Rebounds 24, Cincinnati (1993)
Rebounds 48, Cincinnati (1993)
Rebound Margin +16, 2x last by Florida (2012) [39-23]
Personal Fouls 34, Syracuse (1984)
Disqualifications 5, Syracuse (1984)
Assists 23, Michigan (1989)
Turnovers 22, Nicholls State (1995)
Blocked Shots 13, Brigham Young (1991)
Steals 13, Arkansas (1984)

VIRGINIA INDIVIDUAL HIGHS

Points 33, Richard Morgan vs. Providence (1989)
 33, Richard Morgan vs. Middle Tennessee (1989)
Rebounds 21, Ralph Sampson vs. UAB (1982)
Offensive Rebounds 8, Junior Burrough vs. Arkansas (1995)
FG Made 11, 5x last by Mason, Jr. vs. Gonzaga (2001) [11-19]
FG Attempted 22, 3x last by Burrough vs. Arizona (1994) [9-22]
FG Pct. (Min 10 FGA) 90%, John Crotty vs. Providence (1989) [9-10]
FG Pct. (Min 10 FGM) 76.9%, Crotty vs. Middle Tenn. (1989) [10-13]
Best Perfect FG Game 9-9, Jeff Jones vs. UAB (1982)
3-Point FG Made 5, 5x last by Reynolds vs. Albany (2007) [5-7]
3-Point FG Attempted 12, Staples vs. Nicholls State (1995) [3-12]
3-Point FG Pct. 83.3%, Richard Morgan vs. Middle Tenn. (1989) [5-6]
Best Perfect 3FG Game 4-4, John Crotty vs. Providence (1989)
FT Made 12, Bryant Stith vs. Middle Tennessee (1989) [12-12]
 12, Harold Deane vs. Nicholls State (1995) [12-14]
FT Attempted 14, Harold Deane vs. Nicholls State (1995) [12-14]
FT Pct. (min. 10 FTA) 100%, Stith vs. Middle Tenn. (1989) [12-12]
Best Perfect FT Game 12-12, Stith vs. Middle Tenn. (1989)
Assists 14, John Crotty vs. Middle Tennessee (1989)
Turnovers 7, Harold Deane vs. Nicholls State (1995)
Blocked Shots 4, Ralph Sampson, 5x last vs. NC State (1983)
Steals 5, Othell Wilson vs. Washington State (1983)
 5, Harold Deane vs. Nicholls State (1995)
Minutes 45, Othell Wilson vs. Houston (1984)

VIRGINIA LOWS

Points 45 vs. Florida (2012)
Margin of Victory 1 vs. Iona (1984)
Field Goals Made 17 vs. Michigan State (2015) [17-57]
Field Goals Attempted 38 vs. Washington State (1983) [19-38]
Field Goal Pct. 27.7% vs. Brigham Young (1991) [18-65]
3-Point FG Made 1 vs. Brigham Young (1991) [1-15]
3-Point FG Attempted 4 vs. Wyoming (1987) [3-4]
3-Point FG Pct. 6.7% vs. Brigham Young (1991) [1-15]
(min. 10 3FGA) 6.7% vs. Brigham Young (1991) [1-15]
Free Throws Made 3, 2x last vs. Arizona (1994) [3-6]
Free Throws Attempted 6, 2x last vs. Arizona (1994) [3-6]
Free Throw Pct. (min. 10 FTA) 38.1% vs. Tennessee (1982) [8-21]
Offensive Rebounds 0 vs. Coastal Carolina (2014)
Rebounds 21 vs. Arkansas (1984)
Rebound Margin -16, 2x last vs. Florida (2012) [23-39]
Personal Fouls 10, 2x last vs. Oklahoma (1989)
Disqualifications 0 - many times
Assists 5, 2x last vs. Tennessee (2007)
Turnovers 5 vs. Michigan State (2015)
Blocked Shots 0, 5x
Steals 0 vs. Arkansas (1995)
Overtime Periods 1, 3x last vs. Miami (Ohio) (1995)

OPPONENT LOWS

Points 48, 2x last by Indiana (1984)
Margin of Victory 1, NC State (1983)
Field Goals Made 17, Michigan State (2015) [17-40]
Field Goals Attempted 37, Brigham Young (1991) [19-37]
Field Goal Pct. 31.8%, Massachusetts (1993) [21-66]
3-Point FG Made 2, 3x last by Kansas (1995) [2-21]
3-Point FG Attempted 4, Notre Dame (1990) [2-4]
3-Point FG Pct. 9.5%, Kansas (1995) [2-21]
Free Throws Made 2, Tennessee (1981) [2-4]
Free Throws Attempted 4, Tennessee (1981) [2-4]
Free Throw Pct. (min. 10 FTA) 42.9%, Memphis (2014) [9-21]
Free Throw Pct. (under 10 FTA) 50%, Tennessee (1981) [2-4]
Offensive Rebounds 5, Coastal Carolina (2014)
Rebounds 19, Tennessee (1981)
Rebound Margin -16, 2x last by Florida (2012) [39-23]
Personal Fouls 10, 3x last by Florida (2012) [39-23]
Disqualifications 0 - many times
Assists 7, 2x last by Michigan State (2015)
Turnovers 6, 4x last by Michigan State (2015)
Blocked Shots 0, 7x
Steals 1, 3x last by Brigham Young (1991)

OPPONENT INDIVIDUAL HIGHS

Points 39, Al Wood, North Carolina (1981)
Rebounds 15, Kerry Hammonds, Middle Tennessee (1989)
Offensive Rebounds 6, Keith Bullock, Manhattan (1993)
FG Made 14, Al Wood, North Carolina (1981) [14-19]
FG Attempted 22, Michael Adams, Boston College (1983) [7-22]
FG Pct. (Min 10 FGA) 81.3%, Glen Rice, Michigan (1989) [13-16]
FG Pct. (Min 10 FGM) 81.3%, Glen Rice, Michigan (1989) [13-16]
Best Perfect FG Game 6-6, Patric Young, Florida (2012)
3-Point FG Made 7, Sean Higgins, Michigan (1989) [7-10]
3-Point FG Attempted 11, Nick Van Exel, Cincinnati (1993) [3-11]
3-Point FG Pct. (Min 5 3FGA) 80%, Glen Rice, Michigan (1989) [4-5]
Best Perfect 3FG Game 2-2 on three occasions
FT Made 11, Al Wood, North Carolina (1981) [11-13]
FT Attempted 13, Al Wood, North Carolina (1981) [11-13]
 13, Khalid Reeves, Arizona (1994) [10-13]
FT Pct. (min. 10 FTA) 90%, Tom Garris, Boston College (1983) [9-10]
 90%, Chris Lofton, Tennessee (2007) [9-10]
Best Perfect FT Game 7-7, Oliver Robinson, UAB (1982)
Assists 11, Nick Van Exel, Cincinnati (1993)
Turnovers 8, Akeem Olajuwon, Houston (1984)
Blocked Shots 10, Shawn Bradley, Brigham Young (1991)
Steals 8, Alvin Robertson, Arkansas (1984)
Minutes 45, 6x

VIRGINIA RECORD BOOK

1,000 POINT SCORERS

NO.	NAME	POINTS
1.	Bryant Stith (1989-92)	2,516
2.	Jeff Lamp (1978-81)	2,317
3.	Buzzy Wilkinson (1953-55)	2,233
4.	Ralph Sampson (1980-83)	2,228
5.	Sean Singletary (2005-08)	2,079
6.	Junior Burrough (1992-95)	1,970
7.	Wally Walker (1973-76)	1,849
8.	Chris Williams (1999-02)	1,812
9.	Harold Deane (1994-97)	1,763
10.	Curtis Staples (1995-98)	1,757
11.	Malcolm Brogdon (2012-pres.)	1,752
12.	Joe Harris (2011-14)	1,698
13.	J.R. Reynolds (2004-07)	1,683
14.	John Crotty (1988-91)	1,646
15.	Bob McCarty (1954-56)	1,625
38.	Anthony Gill (2014-pres.)	1,151
	Olden Polynice (1984-86)	1,151

CAREER ASSISTS

NO.	NAME	ASSISTS
1.	John Crotty (1988-91)	683
2.	Jeff Jones (1979-82)	598
3.	Sean Singletary (2005-08)	587
4.	Donald Hand (1998-01)	529
5.	Othell Wilson (1981-84)	493
6.	Harold Deane (1994-97)	468
7.	John Johnson (1985-88)	426
8.	London Perrantes (2014-present)	424
9.	Jontel Evans (2010-13)	419
10.	Cory Alexander (1992-95)	401

CAREER FT PERCENTAGE

(min 200 FT made)

NO.	NAME	FT-FTA	FT%
1.	Malcolm Brogdon (2012-pres.)	404-464	.8706
2.	Roger Mason, Jr. (2000-02)	318-366	.8688
3.	Jeff Lamp (1978-81)	635-748	.849
4.	Sean Singletary (2005-08)	573-677	.846
5.	J.R. Reynolds (2004-07)	402-501	.802
	Sylvan Landesberg (2009-10)	259-323	.802

CAREER FREE THROWS

NO.	NAME	FREE THROWS
1.	Bryant Stith (1989-92)	.690
2.	Buzzy Wilkinson (1953-55)	.665
3.	Jeff Lamp (1978-81)	.635
4.	Sean Singletary (2005-08)	.573
5.	Harold Deane (1994-97)	.546
6.	Donald Hand (1998-01)	.444
7.	Junior Burrough (1992-95)	.439
8.	Ralph Sampson (1980-83)	.427
9.	John Crotty (1988-91)	.413
10.	Malcolm Brogdon (2012-pres.)	.404

VIRGINIA ALL-TIME IN THE NCAA TOURNAMENT

Date	Seed	Region (Site) - Round	Opponent (Seed)	Score
3/13/76	--	East (Charlotte, N.C.) - 1st Round	DePaul (--)	L 69-60
3/13/81	1	East (Charlotte, N.C.) - 2nd Round	Villanova (9)	W 54-50
3/19/81		East (Atlanta, Ga.) - Regional Semifinal	Tennessee (4)	W 62-48
3/21/81		East (Atlanta, Ga.) - Regional Final	Brigham Young (6)	W 74-60
3/28/81		Final Four (Philadelphia, Pa.) - National Semifinal	North Carolina (2-West)	L 78-65
3/30/81		Final Four (Philadelphia, Pa.) - Third Place Game	LSU (1-Midwest)	W 78-74
3/14/82	1	Midwest (Indianapolis, Ind.) - 2nd Round	Tennessee (9)	W 54-51
3/18/82		Midwest (Birmingham, Ala.) - Regional Semifinal	UAB (4)	L 68-66
3/19/83	1	West (Boise, Idaho) - 2nd Round	Washington State (8)	W 54-49
3/24/83		West (Ogden, Utah) - Regional Semifinal	Boston College (4)	W 95-92
3/26/83		West (Ogden, Utah) - Regional Final	NC State (6)	L 63-62
3/16/84	7	East (East Rutherford, N.J.) - 1st Round	Iona (10)	W 58-57
3/18/84		East (East Rutherford, N.J.) - 2nd Round	Arkansas (2)	W 53-51 (ot)
3/22/84		East (Atlanta, Ga.) - Regional Semifinal	Syracuse (3)	W 63-55
3/24/84		East (Atlanta, Ga.) - Regional Final	Indiana (4)	W 50-48
3/31/84		Final Four (Seattle, Wash.) - National Semifinal	Houston (2-Midwest)	L 49-47 (ot)
3/13/86	5	East (Greensboro, N.C.) - 1st Round	DePaul (12)	L 72-68
3/12/87	5	West (Salt Lake City, Utah) - 1st Round	Wyoming (12)	L 64-60
3/16/89	5	Southeast (Nashville, Tenn.) - 1st Round	Providence (12)	W 100-97
3/18/89		Southeast (Nashville, Tenn.) - 2nd Round	Middle Tennessee (13)	W 104-88
3/23/89		Southeast (Lexington, Ky.) - Regional Semifinal	Oklahoma (1)	W 86-80
3/25/89		Southeast (Lexington, Ky.) - Regional Final	Michigan (3)	L 102-65
3/16/90	7	Southeast (Richmond, Va.) - 1st Round	Notre Dame (10)	W 75-67
3/18/90		Southeast (Richmond, Va.) - 2nd Round	Syracuse (2)	L 63-61
3/14/91	7	West (Salt Lake City, Utah) - 1st Round	Brigham Young (10)	L 61-48
3/19/93	6	East (Syracuse, N.Y.) - 1st Round	Manhattan (11)	W 78-66
3/21/93		East (Syracuse, N.Y.) - 2nd Round	Massachusetts (3)	W 71-56
3/26/93		East (East Rutherford, N.J.) - Regional Semifinal	Cincinnati (2)	L 71-54
3/18/94	7	West (Sacramento, Calif.) - 1st Round	New Mexico (10)	W 57-54
3/20/94		West (Sacramento, Calif.) - 2nd Round	Arizona (2)	L 71-58
3/16/95	4	Midwest (Dayton, Ohio) - 1st Round	Nicholls State (13)	W 96-72
3/18/95		Midwest (Dayton, Ohio) - 2nd Round	Miami (Ohio) (12)	W 60-54 (ot)
3/24/95		Midwest (Kansas City, Mo.) - Regional Semifinal	Kansas (1)	W 67-58
3/26/95		Midwest (Kansas City, Mo.) - Regional Final	Arkansas (2)	L 68-61
3/13/97	9	West (Salt Lake City, Utah) - 1st Round	Iowa (8)	L 73-60
3/16/01	5	South (Memphis, Tenn.) - 1st Round	Gonzaga (12)	L 86-85
3/16/07	4	South (Columbus, Ohio) - 1st Round	Albany (13)	W 84-57
3/18/07		South (Columbus, Ohio) - 2nd Round	Tennessee (5)	L 77-74
3/16/12	10	West (Omaha, Neb.) - 2nd Round	Florida (7)	L 71-45
3/21/14	1	East (Raleigh, N.C.) - 2nd Round	Coastal Carolina (16)	W 70-59
3/23/14		East (Raleigh, N.C.) - 3rd Round	Memphis (8)	W 78-60
3/28/14		East (New York, N.Y.) - Regional Semifinal	Michigan State (4)	L 61-59
3/20/15	2	East (Charlotte, N.C.) - 2nd Round	Belmont (15)	W 79-67
3/21/15		East (Charlotte, N.C.) - 3rd Round	Michigan State (7)	L 60-54

Total: 25-19

NCAA TOURNAMENT HISTORY

Virginia By Region

Region	Record (Pct.)	Rd.64	Rd.32	Reg. SF	Reg. Final	Final Four
East	12-4 (.750)	4-2	4-0	2-2	2-0	
Midwest	3-2 (.600)	1-0	1-1	1-0	0-1	
South	1-2 (.333)	1-1	0-1	0-0	0-0	
Southeast	4-2 (.667)	2-0	1-1	1-0	0-1	
West	3-6 (.333)	1-4	1-1	1-0	0-1	
Final Four	1-2 (.333)					1-2
Overall	25-19 (.568)	9-7	8-4	5-3	2-3	1-2

Virginia By Seed

Seed	Record (Pct.)	Seed	Record (Pct.)
1	9-4 (.692)	7	6-4 (.600)
2	1-1 (.500)	9	0-1 (.000)
4	4-2 (.667)	10	0-1 (.000)
5	3-4 (.429)	not seeded	0-1 (.000)
6	2-1 (.667)	Total	25-19 (.568)

VIRGINIA

ALL-TIME VS. HAMPTON

Overall: 7-0

Home: 6-0 (5-0 John Paul Jones Arena)

Road: 1-0

Neutral: 0-0

Date	W/L	Result	Location
11-25-98	W	116-66	H
12-10-99	W	102-56	A
12-16-06	W	91-69	H
12-19-07	W	79-65	H
12-23-08	W	74-48	H
12-23-09	W	80-54	H
11-26-13	W	69-40	H

UVA PLAYERS IN THE NCAA TOURNAMENT

Player	G	Points	Rebounds	Assists
Malcolm Brogdon	5	14.4	4.0	2.8
Anthony Gill	5	12.0	4.6	0.8
London Perrantes	5	8.2	2.6	3.4
Marial Shayok	2	5.5	1.5	0.5
Mike Tobey	5	4.4	3.0	0.0
Evan Nolte	5	3.6	2.4	0.6
Darius Thompson*	3	2.0	2.0	2.0
Isaiah Wilkins	1	0.0	2.0	0.0

* Denotes at Tennessee

UVA TOP-10 IN NCAA TOURNAMENT

Scoring

1. Richard Morgan vs. Providence (1989)	33
Richard Morgan vs. Middle Tennessee (1989)	33
3. Bryant Stith vs. Syracuse (1990)	30
Roger Mason, Jr. vs. Gonzaga (2001)	30
5. Bryant Stith vs. Oklahoma (1989)	28
John Crotty vs. Notre Dame (1990)	28
Junior Burrough vs. Miami (Ohio) (1994)	28
J.R. Reynolds vs. Albany (2007)	28
9. Cory Alexander vs. Manhattan (1993)	27
10. Bryant Stith vs. Middle Tennessee (1989)	26
J.R. Reynolds vs. Tennessee (2007)	26

Rebounding

1. Ralph Sampson vs. UAB (1982)	21
2. Junior Burrough vs. Arkansas (1995)	16
3. Craig Robinson vs. Boston College (1983)	15
4. Kenton Edelin vs. Syracuse (1984)	14
Brent Dabbs vs. Oklahoma (1989)	14
Darion Atkins vs. Michigan State (2015)	14
7. Jason Williford vs. Miami (Ohio) (1995)	13
8. Ralph Sampson vs. Villanova (1981)	12
Ralph Sampson vs. Brigham Young (1981)	12
Ralph Sampson vs. Washington State (1983)	12
Brent Dabbs vs. Michigan (1989)	12
Junior Burrough vs. Miami (Ohio) (1995)	12
Junior Burrough vs. Kansas (1995)	12

VIRGINIA HIGHS FOR 2015-16

Team

Points	87	vs. Long Beach State (11/20/15)
FG Made	34	2x, last vs. Lehigh (11/25/15)
FG Attempts	65	2x, last vs. Lehigh (11/25/15)
FG %	.628 (27-43)	vs. West Virginia (12/08/15)
3-PT FG Made	13	vs. Long Beach State (11/20/15)
3-PT FG Attempts	25	vs. Long Beach State (11/20/15)
3-PT FG Percentage	.667	2x, last vs. Villanova (12/19/15)
FT Made	26	vs. Villanova (12/19/15)
FT Attempts	30	2x, last vs. Louisville (03/05/16)
FT %	1.000 (3-3)	vs. North Carolina (03/12/16)
Rebounds	50	vs. Morgan State (11/13/15)
Assists	23	vs. Long Beach State (11/20/15)
Steals	15	vs. William & Mary (12/05/15)
Blocked Shots	8	vs. Virginia Tech (02/09/16)
Turnovers	19	vs. West Virginia (12/08/15)
Fouls	24	at George Washington (11/16/15)

Individual

Points	28	3x, Brogdon, last at Miami (02/22/16)
FG Made	12	Brogdon at Miami (02/22/16)
FG Attempts	22	Brogdon vs. North Carolina (03/12/16)
FG % (min 5 made)	.889 (8-9)	Gill vs. Villanova (12/19/15)
3-PT FG Made	7	Perrantes at Virginia Tech (01/04/16)
3-PT FG Attempts	10	Brogdon at Ohio State (12/01/15)
3-Pt FG %	1.000 (5-5)	Brogdon vs. Boston College (02/03/16)
Free Throws Made	12	Brogdon vs. Villanova (12/19/15)
Free Throw Att.	12	Brogdon vs. Villanova (12/19/15)
FT %	1.000 (12-12)	Brogdon vs. Villanova (12/19/15)
Rebounds	20	Tobey vs. Louisville (03/05/16)
Assists	11	Perrantes vs. George Mason (11/22/15)
Steals	4	5x, last by Wilkins vs. Boston College (02/03/16)
Blocked Shots	4	2x, last by Gill at Miami (02/22/16)
Turnovers	5	2x, last by Perrantes vs. Louisville (03/05/16)
Fouls	5	8x, last by Shayok vs. Miami (03/11/16)

OPPONENT HIGHS FOR 2015-16

Team

Points	75	vs. Villanova (12/19/15)
FG Made	29	vs. North Carolina (02/27/16)
FG Attempts	59	vs. North Carolina (02/27/16)
FG %	.548 (23-42)	vs. Miami (03/11/16)
3-PT FG Made	13	vs. Syracuse (01/24/16)
3-PT FG Attempts	30	vs. Syracuse (01/24/16)
3-PT FG %	.533 (8-15)	at Georgia Tech (01/09/16)
FT Made	23	at George Washington (11/16/15)
FT Attempts	29	at Wake Forest (01/26/16)
FT %	1.000 (6-6)	vs. Clemson (01/19/16)
Rebounds	41	at Georgia Tech (01/09/16)
Assists	17	3x, last vs. North Carolina (02/27/16)
Steals	10	vs. West Virginia (12/08/15)
Blocked Shots	7	2x, last at Ohio State (12/01/15)
Turnovers	19	vs. William & Mary (12/05/15)
Fouls	27	vs. Louisville (03/05/16)

Individual

Points	31	Blossomgame, Clemson (03/01/16)
FG Made	10	3x, last by Blossomgame, Clemson (03/01/16)
FG Attempts	22	2x, last by Ingram, Duke (02/13/16)
FG % (min 5 made)	.875 (7-8)	Garino, George Washington (11/16/15)
3-PT FG Made	6	Richardson, Syracuse (01/24/16)
3-PT FG Attempts	11	Jenkins, Villanova (12/19/15)
3-PT FG Pct (min 4 made)	1.000 (4-4)	Stephens, Georgia Tech (01/09/16)
FT Made	9	Newton, Miami (03/11/16)
FT Attempts	11	3x, last by Newton, Miami (03/11/16)
FT %	1.000 (8-8)	Cavanaugh, George Washington
Rebounds	12	Rabb, California (12/22/15)
Assists	9	Arcidiacono, Villanova (12/19/15)
Steals	4	Gbinije, Syracuse (01/24/16)
Blocked Shots	4	2x, last by Anya, NC State (02/15/16)
Turnovers	6	Prewitt, William & Mary (12/05/15)
Fouls	5	8x, last by McClellan, Miami (03/11/16)

VIRGINIA LOWS FOR 2015-16

Team

Points	57	vs. North Carolina (03/12/16)
FG Made	17	vs. Boston College (02/03/16)
FG Attempts	39	Louisville (03/05/16)
FG %	.365 (23-63)	vs. North Carolina (03/12/16)
3-PT FG Made	2	4x, last at Duke (02/13/16)
3-PT FG Attempts	7	2x, last vs. Clemson (01/19/16)
3-PT FG %	.182 (2-11)	2x, last at Duke (02/13/16)
FT Made	3	vs. North Carolina (03/12/16)
FT Attempts	3	vs. North Carolina (03/12/16)
FT %	.583 (7-12)	at Pitt (02/06/16)
Rebounds	25	3x, last vs. North Carolina (03/12/16)
Assists	10	5x, last vs. North Carolina (03/12/16)
Steals	1	vs. Miami (01/12/16)
Blocked Shots	1	8x, last at Clemson (03/01/16)
Turnovers	6	2x, last vs. William & Mary (12/05/15)
Fouls	9	vs. Lehigh (11/25/15)

OPPONENT LOWS FOR 2015-16

Team

Points	46	Louisville (03/05/16)
FG Made	13	Boston College (02/03/16)
FG Attempts	42	2x, last, Miami (03/11/16)
FG %	.265 (13-49)	Boston College (02/03/16)
3-PT FG Made	2	2x, last at Pitt (02/06/16)
3-PT FG Attempts	11	Louisville (01/30/16)
3-PT FG %	.143 (2-14)	West Virginia (12/08/15)
FT Made	5	Notre Dame (01/02/16)
FT Attempts	6	Clemson (01/19/16)
FT %	.538 (7-13)	North Carolina (02/27/16)
Rebounds	19	Villanova (12/19/15)
Assists	5	2x, last NC State (02/15/16)
Steals	2	2x, last Bradley (11/19/15)
Blocked Shots	0	2x, last Virginia Tech (02/09/16)
Turnovers	7	2x, last Clemson (01/19/16)
Fouls	7	at Miami (02/22/16)



Official Basketball Box Score -- Game Totals -- Final Statistics
Morgan State vs Virginia
11/13/15 7:00 pm at Charlottesville, Va. (JPJ)



Morgan State 48 • 0-1

Table with columns: Player, FG-FGA, 3-Ptr, FT-FTA, Rebounds (Off, Def, Tot), PF, TP, A, TO, Blk, Stl, Min. Includes player stats for THOMAS, Kyle, CARR, Phillip, etc.

FG % 1st Half: 10-27 37.0% 2nd half: 7-23 30.4% Game: 17-50 34.0%
3FG % 1st Half: 3-13 23.1% 2nd half: 4-14 28.6% Game: 7-27 25.9%
FT % 1st Half: 0-0 0.0% 2nd half: 7-11 63.6% Game: 7-11 63.6%

Virginia 86 • 1-0

Table with columns: Player, FG-FGA, 3-Ptr, FT-FTA, Rebounds (Off, Def, Tot), PF, TP, A, TO, Blk, Stl, Min. Includes player stats for Anthony Gill, Mike Tobey, etc.

FG % 1st Half: 12-35 34.3% 2nd half: 20-30 66.7% Game: 32-65 49.2%
3FG % 1st Half: 2-12 16.7% 2nd half: 3-6 50.0% Game: 5-18 27.8%
FT % 1st Half: 14-18 77.8% 2nd half: 3-8 37.5% Game: 17-26 65.4%

Officials: Tim Nestor (R), Bill McCarthy, Hans Desir
Technical fouls: Morgan State-None. Virginia-None.
Attendance: 14034

Score by periods table with columns: 1st, 2nd, Total. Rows for Morgan State and Virginia.

Last FG - MSUM 2nd-01:28, VA 2nd-01:12.
Largest lead - MSUM by 3 1st-18:43, VA by 43 2nd-06:44.
MSUM led for 01:00. VA led for 37:06. Game was tied for 01:46.

Official Basketball Box Score -- Game Totals -- Final Statistics
Virginia vs Bradley
11/19/15 9:30 PM at Charleston, S.C. (TD Arena)

Virginia 82 • 2-1

Table with columns: Player, FG-FGA, 3-Ptr, FT-FTA, Rebounds (Off, Def, Tot), PF, TP, A, TO, Blk, Stl, Min. Includes player stats for Anthony Gill, Mike Tobey, etc.

FG % 1st Half: 11-24 45.8% 2nd half: 19-29 65.5% Game: 30-53 56.6%
3FG % 1st Half: 3-7 42.9% 2nd half: 3-8 37.5% Game: 6-15 40.0%
FT % 1st Half: 12-13 92.3% 2nd half: 4-4 100.0% Game: 16-17 94.1%

Bradley 57 • 1-2

Table with columns: Player, FG-FGA, 3-Ptr, FT-FTA, Rebounds (Off, Def, Tot), PF, TP, A, TO, Blk, Stl, Min. Includes player stats for Thomas, Donte, van Bree, Luuk, etc.

FG % 1st Half: 10-24 41.7% 2nd half: 8-22 36.4% Game: 18-46 39.1%
3FG % 1st Half: 4-9 44.4% 2nd half: 2-6 33.3% Game: 6-15 40.0%
FT % 1st Half: 1-4 25.0% 2nd half: 14-20 70.0% Game: 15-24 62.5%

Officials: John Gafney, Tom O'Neill, John Hampton
Technical fouls: Virginia-None. Bradley-None.
Attendance: 3437

Score by periods table with columns: 1st, 2nd, Total. Rows for Virginia and Bradley.

Last FG - VA 2nd-01:38, BRAD 2nd-03:58.
Largest lead - VA by 31 2nd-01:38, BRAD by 3 1st-07:38.
VA led for 36:36. BRAD led for 01:37. Game was tied for 01:47.



Official Basketball Box Score -- Game Totals -- Final Statistics
Virginia vs GW
11/16/15 7:30 p.m. at Washington, DC (Charles E. Smith Center)



Virginia 68 • (1-1)

Table with columns: Player, FG-FGA, 3-Ptr, FT-FTA, Rebounds (Off, Def, Tot), PF, TP, A, TO, Blk, Stl, Min. Includes player stats for Anthony Gill, Mike Tobey, etc.

FG % 1st Half: 14-35 40.0% 2nd half: 11-27 40.7% Game: 25-62 40.3%
3FG % 1st Half: 1-9 11.1% 2nd half: 4-11 36.4% Game: 5-20 25.0%
FT % 1st Half: 3-4 75.0% 2nd half: 10-12 83.3% Game: 13-16 81.3%

GW 73 • (2-0)

Table with columns: Player, FG-FGA, 3-Ptr, FT-FTA, Rebounds (Off, Def, Tot), PF, TP, A, TO, Blk, Stl, Min. Includes player stats for WATANABE, Yuta, LARSEN, Kevin, etc.

FG % 1st Half: 12-24 50.0% 2nd half: 11-27 40.7% Game: 23-51 45.1%
3FG % 1st Half: 3-9 33.3% 2nd half: 1-6 16.7% Game: 4-15 26.7%
FT % 1st Half: 8-11 72.7% 2nd half: 15-17 88.2% Game: 23-28 82.1%

Officials: Bryan Kersey, Tim Comer, Mike Eades
Technical fouls: Virginia-None. GW-TEAM.
Attendance: 5025
Fouled Out: Thompson (UVA) - 2nd, 0:02

Score by periods table with columns: 1st, 2nd, Total. Rows for Virginia and GW.

Last FG - VA 2nd-00:03, GW 2nd-02:16.
Largest lead - VA by 6 1st-18:20, GW by 9 1st-03:11.
VA led for 06:18. GW led for 30:13. Game was tied for 03:29.

Official Basketball Box Score -- Game Totals -- Final Statistics
Long Beach State vs Virginia
11/20/15 9:30 PM at Charleston, S.C. (TD Arena)

Long Beach State 52 • 3-1

Table with columns: Player, FG-FGA, 3-Ptr, FT-FTA, Rebounds (Off, Def, Tot), PF, TP, A, TO, Blk, Stl, Min. Includes player stats for Levin, Gabe, Prince, Roschon, etc.

FG % 1st Half: 5-21 23.8% 2nd half: 10-27 37.0% Game: 15-48 31.3%
3FG % 1st Half: 4-9 44.4% 2nd half: 3-12 25.0% Game: 7-21 33.3%
FT % 1st Half: 9-12 75.0% 2nd half: 6-8 75.0% Game: 15-20 75.0%

Virginia 87 • 3-1

Table with columns: Player, FG-FGA, 3-Ptr, FT-FTA, Rebounds (Off, Def, Tot), PF, TP, A, TO, Blk, Stl, Min. Includes player stats for Anthony Gill, Mike Tobey, etc.

FG % 1st Half: 16-31 51.6% 2nd half: 18-30 60.0% Game: 34-61 55.7%
3FG % 1st Half: 6-13 46.2% 2nd half: 7-12 58.3% Game: 13-25 52.0%
FT % 1st Half: 3-4 75.0% 2nd half: 3-4 75.0% Game: 6-8 75.0%

Officials: Tom O'Neill, John Higgins, Ray Natili
Technical fouls: Long Beach State-None. Virginia-None.
Attendance: 3417

Score by periods table with columns: 1st, 2nd, Total. Rows for Long Beach State and Virginia.

Last FG - LBSU 2nd-00:00, VA 2nd-02:22.
Largest lead - LBSU by 4 1st-16:30, VA by 41 2nd-02:22.
LBSU led for 03:51. VA led for 35:51. Game was tied for 00:18.

Official Basketball Box Score -- Game Totals -- Final Statistics
George Mason vs Virginia
11/22/15 9:30 PM at TD Arena

George Mason 66 • 2-3

Table with columns: ##, Player, FG-FGA, 3-Ptr FG-FGA, FT-FTA, Rebounds (Off, Def, Tot), PF, TP, A, TO, Blk, Stl, Min. Includes player stats for Marko Gujanicic, Shevon Thompson, etc.

FG % 1st Half: 15-28 53.6% 2nd half: 8-24 33.3% Game: 23-52 44.2%
3FG % 1st Half: 4-7 57.1% 2nd half: 2-10 20.0% Game: 6-17 35.3%
FT % 1st Half: 5-7 71.4% 2nd half: 9-15 60.0% Game: 14-22 63.6%

Virginia 83 • 4-1

Table with columns: ##, Player, FG-FGA, 3-Ptr FG-FGA, FT-FTA, Rebounds (Off, Def, Tot), PF, TP, A, TO, Blk, Stl, Min. Includes player stats for Anthony Gill, Jack Salt, etc.

FG % 1st Half: 18-30 60.0% 2nd half: 14-26 53.8% Game: 32-56 57.1%
3FG % 1st Half: 4-7 57.1% 2nd half: 2-2 100.0% Game: 6-9 66.7%
FT % 1st Half: 7-8 87.5% 2nd half: 6-9 66.7% Game: 13-17 76.5%

Officials: John Higgins, Ray Natili, Jeff Clark
Technical fouls: George Mason-TEAM. Virginia-None.
Attendance: 2820
Gildan Charleston Classic Championship Game

Score by periods table with columns: 1st, 2nd, Total. Rows for George Mason (39, 27, 66) and Virginia (47, 36, 83).

Last FG - MASON 2nd-01:41, VA 2nd-03:08.
Largest lead - MASON by 2 1st-18:56, VA by 23 2nd-03:08.
MASON led for 01:11. VA led for 37:22. Game was tied for 01:24.

Official Basketball Box Score -- Game Totals -- Final Statistics
Virginia vs Ohio State
12/01/15 7:30 pm at Columbus, Ohio (Value City Arena)

Virginia 64 • 6-1

Table with columns: ##, Player, FG-FGA, 3-Ptr FG-FGA, FT-FTA, Rebounds (Off, Def, Tot), PF, TP, A, TO, Blk, Stl, Min. Includes player stats for Anthony Gill, Jack Salt, etc.

FG % 1st Half: 10-27 37.0% 2nd half: 13-25 52.0% Game: 23-52 44.2%
3FG % 1st Half: 4-9 44.4% 2nd half: 4-7 57.1% Game: 8-16 50.0%
FT % 1st Half: 2-3 66.7% 2nd half: 8-10 80.0% Game: 10-13 76.9%

Ohio State 58 • 2-4

Table with columns: ##, Player, FG-FGA, 3-Ptr FG-FGA, FT-FTA, Rebounds (Off, Def, Tot), PF, TP, A, TO, Blk, Stl, Min. Includes player stats for Tate, Jae'Sean, etc.

FG % 1st Half: 9-21 42.9% 2nd half: 12-21 57.1% Game: 21-42 50.0%
3FG % 1st Half: 2-7 28.6% 2nd half: 6-14 42.9% Game: 8-21 38.1%
FT % 1st Half: 4-7 57.1% 2nd half: 4-5 80.0% Game: 8-12 66.7%

Officials: Terry Wymer, Lamont Simpson, Gene Steratore
Technical fouls: Virginia-None. Ohio State-None.
Attendance: 12445

Score by periods table with columns: 1st, 2nd, Total. Rows for Virginia (26, 38, 64) and Ohio State (24, 34, 58).

Last FG - VA 2nd-01:56, OSU 2nd-02:27.
Largest lead - VA by 9 1st-02:39, OSU by 3 1st-15:45.
VA led for 34:37. OSU led for 02:50. Game was tied for 02:33.



Official Basketball Box Score -- Game Totals -- Final Statistics
Lehigh vs Virginia
11/25/15 7:00 p.m. at Charlottesville, Va. (JPJ)

Lehigh 54 • 0-5

Table with columns: ##, Player, FG-FGA, 3-Ptr FG-FGA, FT-FTA, Rebounds (Off, Def, Tot), PF, TP, A, TO, Blk, Stl, Min. Includes player stats for Jesse Chuku, Tim Kempton, etc.

FG % 1st Half: 10-28 35.7% 2nd half: 10-22 45.5% Game: 20-50 40.0%
3FG % 1st Half: 4-11 36.4% 2nd half: 4-12 33.3% Game: 8-23 34.8%
FT % 1st Half: 4-4 100.0% 2nd half: 2-4 50.0% Game: 6-8 75.0%

Virginia 80 • 5-1

Table with columns: ##, Player, FG-FGA, 3-Ptr FG-FGA, FT-FTA, Rebounds (Off, Def, Tot), PF, TP, A, TO, Blk, Stl, Min. Includes player stats for Anthony Gill, Jack Salt, etc.

FG % 1st Half: 15-33 45.5% 2nd half: 19-32 59.4% Game: 34-65 52.3%
3FG % 1st Half: 3-12 25.0% 2nd half: 3-7 42.9% Game: 6-19 31.6%
FT % 1st Half: 2-3 66.7% 2nd half: 4-7 57.1% Game: 6-10 60.0%

Officials: Bryan Kersey, Raymond Styons, John Gaffney
Technical fouls: Lehigh-None. Virginia-None.
Attendance: 14220

Score by periods table with columns: 1st, 2nd, Total. Rows for Lehigh (28, 26, 54) and Virginia (35, 45, 80).

Last FG - LEHIGH 2nd-00:00, VA 2nd-01:27.
Largest lead - LEHIGH by 2 1st-19:43, VA by 31 2nd-04:34.
LEHIGH led for 03:47. VA led for 33:09. Game was tied for 03:04.

Official Basketball Box Score -- Game Totals -- Final Statistics
William & Mary vs Virginia
12/05/15 2:00 p.m. at Charlottesville, Va. (JPJ)

William & Mary 52 • 5-3

Table with columns: ##, Player, FG-FGA, 3-Ptr FG-FGA, FT-FTA, Rebounds (Off, Def, Tot), PF, TP, A, TO, Blk, Stl, Min. Includes player stats for Tarpey, Terry, Sheldon, Sean, etc.

FG % 1st Half: 9-23 39.1% 2nd half: 10-23 43.5% Game: 19-46 41.3%
3FG % 1st Half: 2-9 22.2% 2nd half: 4-10 40.0% Game: 6-19 31.6%
FT % 1st Half: 2-5 40.0% 2nd half: 6-8 75.0% Game: 8-13 61.5%

Virginia 67 • 7-1

Table with columns: ##, Player, FG-FGA, 3-Ptr FG-FGA, FT-FTA, Rebounds (Off, Def, Tot), PF, TP, A, TO, Blk, Stl, Min. Includes player stats for Anthony Gill, Mike Tobey, etc.

FG % 1st Half: 13-32 40.6% 2nd half: 13-26 50.0% Game: 26-58 44.8%
3FG % 1st Half: 2-6 33.3% 2nd half: 0-5 0.0% Game: 2-11 18.2%
FT % 1st Half: 4-5 80.0% 2nd half: 9-12 75.0% Game: 13-17 76.5%

Officials: Mike Eades, Louie Andrakakos, Ron Tyburski
Technical fouls: William & Mary-Team. Virginia-None.
Attendance: 14105
Technical foul on William & Mary head coach at 00:50 (11)

Score by periods table with columns: 1st, 2nd, Total. Rows for William & Mary (22, 30, 52) and Virginia (32, 35, 67).

Last FG - WM 2nd-00:25, VA 2nd-01:27.
Largest lead - WM None, VA by 18 2nd-00:50.
WM led for 00:00. VA led for 39:00. Game was tied for 01:00.

Official Basketball Box Score -- Game Totals -- Final Statistics
WEST VIRGINIA vs VIRGINIA
12/8/15 7pm at Madison Square Garden, New York, NY

WEST VIRGINIA 54 • 7-1

Table with columns: #, Player, Total (FG-FGA, 3-Ptr, FT-FTA), Rebounds (Off, Def, Tot), PF, TP, A, TO, Blk, Stl, Min. Rows include players like HOLTEN, JONATHAN, AHMAD, ESA, etc.

FG % 1st Half: 14-30 46.7% 2nd half: 6-20 30.0% Game: 20-50 40.0%
3FG % 1st Half: 2-7 28.6% 2nd half: 0-7 0.0% Game: 2-14 14.3%
FT % 1st Half: 6-11 54.5% 2nd half: 6-10 60.0% Game: 12-21 57.1%

VIRGINIA 70 • 8-1

Table with columns: #, Player, Total (FG-FGA, 3-Ptr, FT-FTA), Rebounds (Off, Def, Tot), PF, TP, A, TO, Blk, Stl, Min. Rows include players like GILL, ANTHONY, SALT, JACK, etc.

FG % 1st Half: 13-24 54.2% 2nd half: 14-19 73.7% Game: 27-43 62.8%
3FG % 1st Half: 0-3 0.0% 2nd half: 3-5 60.0% Game: 3-8 37.5%
FT % 1st Half: 4-6 66.7% 2nd half: 9-14 64.3% Game: 13-20 65.0%

Officials: Mike Stephens, Ron Grover, Jeff Anderson
Technical fouls: WEST VIRGINIA-None. VIRGINIA-None.
Attendance: 2015 Jimmy V Classic

Score by periods table with columns: 1st, 2nd, Total. Rows for WEST VIRGINIA and VIRGINIA.

Last FG - WVU 2nd-03:22, VA 2nd-00:26.
Largest lead - WVU by 12 1st-04:59, VA by 16 2nd-00:26.
WVU led for 23:17. VA led for 14:16. Game was tied for 02:14.

Official Basketball Box Score -- Game Totals -- Final Statistics
California vs Virginia
12/22/15 9 p.m. at Charlottesville, Va. (JPJ)

California 62 • 9-3

Table with columns: #, Player, Total (FG-FGA, 3-Ptr, FT-FTA), Rebounds (Off, Def, Tot), PF, TP, A, TO, Blk, Stl, Min. Rows include players like Jaylen Brown, Ivan Rabb, etc.

FG % 1st Half: 11-25 44.0% 2nd half: 9-21 42.9% OT: 3-6 50.0% Game: 23-52 44.2%
3FG % 1st Half: 4-10 40.0% 2nd half: 2-7 28.6% OT: 0-0 0.0% Game: 6-17 35.3%
FT % 1st Half: 1-1 100.0 2nd half: 5-7 71.4% OT: 4-5 80.0% Game: 10-13 76.9%

Virginia 63 • 10-1

Table with columns: #, Player, Total (FG-FGA, 3-Ptr, FT-FTA), Rebounds (Off, Def, Tot), PF, TP, A, TO, Blk, Stl, Min. Rows include players like Anthony Gill, Isaiah Wilkins, etc.

FG % 1st Half: 4-22 18.2% 2nd half: 13-24 54.2% OT: 4-8 50.0% Game: 21-54 38.9%
3FG % 1st Half: 2-6 33.3% 2nd half: 3-3 100.0% OT: 2-3 66.7% Game: 7-12 58.3%
FT % 1st Half: 10-12 83.3% 2nd half: 3-3 100.0% OT: 1-2 50.0% Game: 14-17 82.4%

Officials: Roger Ayers, Bill Covington Jr., Brian Dorsej
Technical fouls: California-None. Virginia-None.
Attendance: 13265
Cal: Okoroh fouled out at 3:25 (OT)

Score by periods table with columns: 1st, 2nd, OT, Total. Rows for California and Virginia.

Last FG - CAL OT-02:23, VA OT-00:12.
Largest lead - CAL by 11 2nd-13:47, VA by 2 2nd-01:02.
CAL led for 39:39. VA led for 00:32. Game was tied for 04:49.



Official Basketball Box Score -- Game Totals -- Final Statistics
Villanova vs Virginia
12/19/15 12:00 p.m. at Charlottesville, Va. (JPJ)



Villanova 75 • 8-2

Table with columns: #, Player, Total (FG-FGA, 3-Ptr, FT-FTA), Rebounds (Off, Def, Tot), PF, TP, A, TO, Blk, Stl, Min. Rows include players like Kris Jenkins, Jalen Brunson, Josh Hart, etc.

FG % 1st Half: 12-21 57.1% 2nd half: 14-32 43.8% Game: 26-53 49.1%
3FG % 1st Half: 4-10 40.0% 2nd half: 6-16 37.5% Game: 10-26 38.5%
FT % 1st Half: 1-3 33.3% 2nd half: 12-14 85.7% Game: 13-17 76.5%

Virginia 86 • 9-1

Table with columns: #, Player, Total (FG-FGA, 3-Ptr, FT-FTA), Rebounds (Off, Def, Tot), PF, TP, A, TO, Blk, Stl, Min. Rows include players like Anthony Gill, Isaiah Wilkins, Malcolm Brogdon, etc.

FG % 1st Half: 12-22 54.5% 2nd half: 14-24 58.3% Game: 26-46 56.5%
3FG % 1st Half: 1-2 50.0% 2nd half: 7-10 70.0% Game: 8-12 66.7%
FT % 1st Half: 8-8 100.0 2nd half: 18-22 81.8% Game: 26-30 86.7%

Officials: Jamie Luckie, Bryan Kersey, Michael Roberts
Technical fouls: Villanova-None. Virginia-None.
Attendance: 14593
Villanova:Ochefu fouled out at 00:33.3 (II)
Villanova:Hart fouled out at 00:17.8 (II)

Score by periods table with columns: 1st, 2nd, Total. Rows for Villanova and Virginia.

Last FG - VU 2nd-00:47, VA 2nd-01:56.
Largest lead - VU by 4 1st-10:43, VA by 13 2nd-08:27.
VU led for 10:39. VA led for 25:01. Game was tied for 04:20.

Official Basketball Box Score -- Game Totals -- Final Statistics
Oakland vs Virginia
12/30/15 6:00 p.m. at Charlottesville, Va. (JPJ)

Oakland 58 • 8-5

Table with columns: #, Player, Total (FG-FGA, 3-Ptr, FT-FTA), Rebounds (Off, Def, Tot), PF, TP, A, TO, Blk, Stl, Min. Rows include players like HAYES, Jalen, GIBSON, Percy, etc.

FG % 1st Half: 10-27 37.0% 2nd half: 9-24 37.5% Game: 19-51 37.3%
3FG % 1st Half: 6-11 54.5% 2nd half: 2-10 20.0% Game: 8-21 38.1%
FT % 1st Half: 3-4 75.0% 2nd half: 9-13 69.2% Game: 12-17 70.6%

Virginia 71 • 11-1

Table with columns: #, Player, Total (FG-FGA, 3-Ptr, FT-FTA), Rebounds (Off, Def, Tot), PF, TP, A, TO, Blk, Stl, Min. Rows include players like Anthony Gill, Isaiah Wilkins, Malcolm Brogdon, etc.

FG % 1st Half: 9-27 33.3% 2nd half: 16-28 57.1% Game: 25-55 45.5%
3FG % 1st Half: 3-10 30.0% 2nd half: 3-6 50.0% Game: 6-16 37.5%
FT % 1st Half: 7-9 77.8% 2nd half: 8-12 66.7% Game: 15-21 71.4%

Officials: Michael Stephens, Ron Tyburski, William Humes
Technical fouls: Oakland-None. Virginia-None.
Attendance: 14465
UVA: Jarred Reuter fouled out at 2:27 (II)

Score by periods table with columns: 1st, 2nd, Total. Rows for Oakland and Virginia.

Last FG - OAK 2nd-00:53, VA 2nd-02:35.
Largest lead - OAK by 3 1st-19:23, VA by 22 2nd-03:37.
OAK led for 12:19. VA led for 25:14. Game was tied for 02:27.



Official Basketball Box Score -- Game Totals -- Final Statistics
Notre Dame vs Virginia
01/02/16 5:00 p.m. at Charlottesville, Va. (JPJ)



Notre Dame 66 • 9-4 (0-1 ACC)

Table with columns for Player, FG-FGA, 3-Ptr, FT-FTA, Rebounds, PF, TP, A TO Bk Stl, Min. Includes team totals and FG, 3FG, FT percentages.

FG % 1st Half: 11-25 44.0% 2nd half: 16-31 51.6% Game: 27-56 48.2% Deadball Rebounds 0
3FG % 1st Half: 1-7 14.3% 2nd half: 6-15 40.0% Game: 7-22 31.8%
FT % 1st Half: 1-2 50.0% 2nd half: 4-5 80.0% Game: 5-7 71.4%

Virginia 77 • 12-1 (1-0 ACC)

Table with columns for Player, FG-FGA, 3-Ptr, FT-FTA, Rebounds, PF, TP, A TO Bk Stl, Min. Includes team totals and FG, 3FG, FT percentages.

FG % 1st Half: 15-26 57.7% 2nd half: 13-23 56.5% Game: 28-49 57.1% Deadball Rebounds 4
3FG % 1st Half: 1-5 20.0% 2nd half: 3-6 50.0% Game: 4-11 36.4%
FT % 1st Half: 5-10 50.0% 2nd half: 12-14 85.7% Game: 17-24 70.8%

Officials: Roger Ayers, Jamie Luckie, Les Jones
Technical fouls: Notre Dame-None. Virginia-None.
Attendance: 14389
ND: Austin Torres fouled out at 5:21 (II)

Score by periods table with columns for 1st, 2nd, Total. Notre Dame: 24, 42, 66. Virginia: 36, 41, 77.

Points In Paint, Off T/O, 2nd Chance, Fast Break, Bench. ND: 22, 6, 7, 0, 9. VA: 38, 8, 11, 0, 20.

Last FG - ND 2nd-00:26, VA 2nd-00:36. Largest lead - ND by 4 1st-17:14, VA by 19 2nd-08:56. ND led for 01:34. VA led for 35:55. Game was tied for 02:31.

Official Basketball Box Score -- Game Totals -- Final Statistics
Virginia vs Georgia Tech
1/9/16 2 p.m. at McCamish Pavilion, Atlanta, Ga.

Virginia 64 • 12-3, 1-2 ACC

Table with columns for Player, FG-FGA, 3-Ptr, FT-FTA, Rebounds, PF, TP, A TO Bk Stl, Min. Includes team totals and FG, 3FG, FT percentages.

FG % 1st Half: 10-26 38.5% 2nd half: 13-31 41.9% Game: 23-57 40.4% Deadball Rebounds 4,2
3FG % 1st Half: 0-5 0.0% 2nd half: 4-13 30.8% Game: 4-18 22.2%
FT % 1st Half: 4-7 57.1% 2nd half: 10-15 66.7% Game: 14-22 63.6%

Georgia Tech 68 • 11-5, 1-2 ACC

Table with columns for Player, FG-FGA, 3-Ptr, FT-FTA, Rebounds, PF, TP, A TO Bk Stl, Min. Includes team totals and FG, 3FG, FT percentages.

FG % 1st Half: 14-29 48.3% 2nd half: 10-26 38.5% Game: 24-55 43.6% Deadball Rebounds 3
3FG % 1st Half: 5-9 55.6% 2nd half: 3-6 50.0% Game: 8-15 53.3%
FT % 1st Half: 2-2 100.0% 2nd half: 10-16 62.5% Game: 12-18 66.7%

Officials: Mike Eades, Jerry Heater, Raymond Styons
Technical fouls: Virginia-None. Georgia Tech-None.
Attendance: 8073

Score by periods table with columns for 1st, 2nd, Total. Virginia: 24, 40, 64. Georgia Tech: 35, 33, 68.

Points In Paint, Off T/O, 2nd Chance, Fast Break, Bench. VA: 34, 10, 7, 13, 8. GT: 18, 8, 15, 8, 19.

Last FG - VA 2nd-00:01, GT 2nd-02:22. Largest lead - VA by 2 1st-16:26, GT by 15 1st-01:21. VA led for 00:13. GT led for 36:51. Game was tied for 02:56.



Official Basketball Box Score -- Game Totals -- Final Statistics
Virginia vs Virginia Tech
01/04/16 9:00 PM at Cassell Coliseum, Blacksburg, Va.



Virginia 68 • 12-2, 1-1

Table with columns for Player, FG-FGA, 3-Ptr, FT-FTA, Rebounds, PF, TP, A TO Bk Stl, Min. Includes team totals and FG, 3FG, FT percentages.

FG % 1st Half: 8-22 36.4% 2nd half: 16-27 59.3% Game: 24-49 49.0% Deadball Rebounds 0,2
3FG % 1st Half: 1-6 16.7% 2nd half: 8-14 57.1% Game: 9-20 45.0%
FT % 1st Half: 4-4 100.0% 2nd half: 7-10 70.0% Game: 11-14 78.6%

Virginia Tech 70 • 10-5, 2-0

Table with columns for Player, FG-FGA, 3-Ptr, FT-FTA, Rebounds, PF, TP, A TO Bk Stl, Min. Includes team totals and FG, 3FG, FT percentages.

FG % 1st Half: 9-25 36.0% 2nd half: 15-26 57.7% Game: 24-51 47.1% Deadball Rebounds 5,1
3FG % 1st Half: 3-9 33.3% 2nd half: 6-8 75.0% Game: 9-17 52.9%
FT % 1st Half: 5-8 62.5% 2nd half: 8-14 57.1% Game: 13-22 59.1%

Officials: Bryan Kersey, Brian Dorsey, Pat Driscoll
Technical fouls: Virginia-None. Virginia Tech-None.
Attendance: 6157
Virginia is ranked #4 in the AP Poll.

Score by periods table with columns for 1st, 2nd, Total. Virginia: 21, 47, 68. Virginia Tech: 26, 44, 70.

Points In Paint, Off T/O, 2nd Chance, Fast Break, Bench. VA: 22, 6, 12, 0, 8. VT: 26, 26, 3, 9, 17.

Last FG - VA 2nd-00:18, VT 2nd-02:10. Largest lead - VA by 4 1st-11:16, VT by 11 2nd-02:10. VA led for 11:24. VT led for 22:54. Game was tied for 05:42.

Official Basketball Box Score -- Game Totals -- Final Statistics
Miami vs Virginia
01/12/16 7:00 p.m. at Charlottesville, Va. (JPJ)



Miami 58 • 13-2 (2-1 ACC)

Table with columns for Player, FG-FGA, 3-Ptr, FT-FTA, Rebounds, PF, TP, A TO Bk Stl, Min. Includes team totals and FG, 3FG, FT percentages.

FG % 1st Half: 8-21 38.1% 2nd half: 13-29 44.8% Game: 21-50 42.0% Deadball Rebounds 1
3FG % 1st Half: 2-7 28.6% 2nd half: 4-15 26.7% Game: 6-22 27.3%
FT % 1st Half: 5-9 55.6% 2nd half: 5-8 62.5% Game: 10-17 58.8%

Virginia 66 • 13-3 (2-2 ACC)

Table with columns for Player, FG-FGA, 3-Ptr, FT-FTA, Rebounds, PF, TP, A TO Bk Stl, Min. Includes team totals and FG, 3FG, FT percentages.

FG % 1st Half: 13-29 44.8% 2nd half: 11-18 61.1% Game: 24-47 51.1% Deadball Rebounds 1
3FG % 1st Half: 0-4 0.0% 2nd half: 2-3 66.7% Game: 2-7 28.6%
FT % 1st Half: 1-4 25.0% 2nd half: 15-17 88.2% Game: 16-21 76.2%

Officials: Tim Nestor, Jeffrey Anderson, Tim Clougherty
Technical fouls: Miami-None. Virginia-None.
Attendance: 13495

Score by periods table with columns for 1st, 2nd, Total. Miami: 23, 35, 58. Virginia: 27, 39, 66.

Points In Paint, Off T/O, 2nd Chance, Fast Break, Bench. UM: 22, 9, 6, 2, 12. VA: 34, 5, 13, 2, 18.

Last FG - UM 2nd-02:22, VA 2nd-01:06. Largest lead - UM by 3 2nd-16:46, VA by 8 2nd-00:43. UM led for 06:17. VA led for 28:38. Game was tied for 05:00.

Official Basketball Box Score -- Game Totals -- Final Statistics
Virginia vs Florida State
01/17/16 6:30 pm at the Tucker Center - Tallahassee, FL

Virginia 62 • 13-4 (2-3 ACC)

Table with columns: ##, Player, Total FG-FGA, 3-Ptr FG-FGA, FT-FTA, Rebounds Off Def Tot, PF, TP, A TO Blk Stl, Min. Lists stats for players like Gill, Anthony and Salt, Jack.

FG % 1st Half: 42.9% 2nd half: 35.7% Game: 39.3%
3FG % 1st Half: 40.0% 2nd half: 42.9% Game: 41.7%
FT % 1st Half: 100.0 2nd half: 84.6% Game: 86.7%

Florida State 69 • 12-5 (2-3 ACC)

Table with columns: ##, Player, Total FG-FGA, 3-Ptr FG-FGA, FT-FTA, Rebounds Off Def Tot, PF, TP, A TO Blk Stl, Min. Lists stats for players like Bojanovsky, Boris and Bacon, Dwayne.

FG % 1st Half: 37.5% 2nd half: 63.2% Game: 48.8%
3FG % 1st Half: 28.6% 2nd half: 66.7% Game: 46.2%
FT % 1st Half: 83.3% 2nd half: 80.0% Game: 80.8%

Officials: Sean Hull, Michael Stephens, James Breeding
Technical fouls: Virginia-None. Florida State-None.
Attendance: 9158

Score by periods table with columns: 1st, 2nd, Total. Shows scores for Virginia and Florida State.

Last FG - VA 2nd-00:13, FS 2nd-02:27.
Largest lead - VA by 8 1st-02:31, FS by 8 2nd-06:34.
VA led for 10:15. FS led for 19:52. Game was tied for 09:53.



Official Basketball Box Score -- Game Totals -- Final Statistics
Clemson vs Virginia
01/19/16 8:00 p.m. at Charlottesville, Va. (JPJ)

Clemson 62 • 12-7, 5-2 ACC

Table with columns: ##, Player, Total FG-FGA, 3-Ptr FG-FGA, FT-FTA, Rebounds Off Def Tot, PF, TP, A TO Blk Stl, Min. Lists stats for players like Jaron Blossomgame and Dontae Grantham.

FG % 1st Half: 45.8% 2nd half: 44.8% Game: 45.3%
3FG % 1st Half: 40.0% 2nd half: 28.6% Game: 33.3%
FT % 1st Half: 100.0 2nd half: 100.0 Game: 100.0

Virginia 69 • 14-4, 3-3 ACC

Table with columns: ##, Player, Total FG-FGA, 3-Ptr FG-FGA, FT-FTA, Rebounds Off Def Tot, PF, TP, A TO Blk Stl, Min. Lists stats for players like Anthony Gill and Jack Salt.

FG % 1st Half: 52.0% 2nd half: 57.1% Game: 54.3%
3FG % 1st Half: 66.7% 2nd half: 50.0% Game: 57.1%
FT % 1st Half: 100.0 2nd half: 63.2% Game: 68.2%

Officials: Les Jones, Jerry Heater, Bryan Kersey
Technical fouls: Clemson-None. Virginia-None.
Attendance: 14398
Clemson: Nnoko fouled out at 00:03.1 (II)

Score by periods table with columns: 1st, 2nd, Total. Shows scores for Clemson and Virginia.

Last FG - CU 2nd-00:18, VA 2nd-00:14.
Largest lead - CU by 3 1st-07:19, VA by 13 2nd-08:57.
CU led for 04:39. VA led for 32:15. Game was tied for 03:06.

Official Basketball Box Score -- Game Totals -- Final Statistics
Syracuse vs Virginia
01/24/16 7:00 p.m. at Charlottesville, Va.

Syracuse 65 • 13-8, 3-5 ACC

Table with columns: ##, Player, Total FG-FGA, 3-Ptr FG-FGA, FT-FTA, Rebounds Off Def Tot, PF, TP, A TO Blk Stl, Min. Lists stats for players like Michael Gbinije and Tyler Roberson.

FG % 1st Half: 45.5% 2nd half: 34.4% Game: 38.9%
3FG % 1st Half: 40.0% 2nd half: 45.0% Game: 43.3%
FT % 1st Half: 62.5% 2nd half: 71.4% Game: 66.7%

Table with columns: ##, Player, Total FG-FGA, 3-Ptr FG-FGA, FT-FTA, Rebounds Off Def Tot, PF, TP, A TO Blk Stl, Min. Lists stats for players like Anthony Gill and Jack Salt.

FG % 1st Half: 55.6% 2nd half: 58.8% Game: 56.8%
3FG % 1st Half: 55.6% 2nd half: 33.3% Game: 44.4%
FT % 1st Half: 40.0% 2nd half: 81.3% Game: 71.4%

Officials: Mike Eades, Lamont Simpson, Roger Ayers
Technical fouls: Syracuse-None. Virginia-None.
Attendance: 13305

Score by periods table with columns: 1st, 2nd, Total. Shows scores for Syracuse and Virginia.

Last FG - SU 2nd-00:29, VA 2nd-01:03.
Largest lead - SU by 2 1st-18:02, VA by 10 2nd-13:55.
SU led for 01:17. VA led for 32:00. Game was tied for 06:43.



Official Basketball Box Score -- Game Totals -- Final Statistics
Virginia vs Wake Forest
01/26/16 7:00 p.m. at Winston-Salem, N.C. (LJVM Coliseum)

Virginia 72 • 16-4, 5-3

Table with columns: ##, Player, Total FG-FGA, 3-Ptr FG-FGA, FT-FTA, Rebounds Off Def Tot, PF, TP, A TO Blk Stl, Min. Lists stats for players like Anthony Gill and Jack Salt.

FG % 1st Half: 40.7% 2nd half: 55.2% Game: 48.2%
3FG % 1st Half: 11.1% 2nd half: 50.0% Game: 29.4%
FT % 1st Half: 100.0 2nd half: 75.0% Game: 76.5%

Wake Forest 71 • 10-10, 1-7

Table with columns: ##, Player, Total FG-FGA, 3-Ptr FG-FGA, FT-FTA, Rebounds Off Def Tot, PF, TP, A TO Blk Stl, Min. Lists stats for players like Devin Thomas and Dinos Mitoglou.

FG % 1st Half: 50.0% 2nd half: 57.1% Game: 53.5%
3FG % 1st Half: 0.0% 2nd half: 66.7% Game: 35.3%
FT % 1st Half: 80.0% 2nd half: 62.5% Game: 65.5%

Officials: Tim Clougherty, Bill Covington, Jr., Lamar Simpson
Technical fouls: Virginia-None. Wake Forest-None.
Attendance: 9221

Score by periods table with columns: 1st, 2nd, Total. Shows scores for Virginia and Wake Forest.

Last FG - VA 2nd-00:01, WF 2nd-01:23.
Largest lead - VA by 2 1st-17:32, WF by 14 2nd-08:31.
VA led for 00:45. WF led for 35:28. Game was tied for 03:47.



Official Basketball Box Score -- Game Totals -- Final Statistics
VIRGINIA vs LOUISVILLE
1/30/16 1:06PM at KFC Yum! Center, Louisville, KY



VIRGINIA 63 • 17-4,6-3

Table with columns: #, Player, FG-FGA, 3-Ptr, FT-FTA, Rebounds (Off, Def, Tot), PF, TP, A, TO, Blk, Stl, Min. Includes player stats for Anthony Gill, Isaiah Wilkins, etc.

FG % 1st Half: 13-23 56.5% 2nd half: 13-22 59.1% Game: 26-45 57.8%
3FG % 1st Half: 2-8 25.0% 2nd half: 3-5 60.0% Game: 5-13 38.5%
FT % 1st Half: 1-2 50.0% 2nd half: 5-8 62.5% Game: 6-10 60.0%

LOUISVILLE 47 • 17-4,6-2

Table with columns: #, Player, FG-FGA, 3-Ptr, FT-FTA, Rebounds (Off, Def, Tot), PF, TP, A, TO, Blk, Stl, Min. Includes player stats for LEE, Damion, JOHNSON, Jaylen, etc.

FG % 1st Half: 4-19 21.1% 2nd half: 12-30 40.0% Game: 16-49 32.7%
3FG % 1st Half: 2-5 40.0% 2nd half: 2-6 33.3% Game: 4-11 36.4%
FT % 1st Half: 4-6 66.7% 2nd half: 7-8 87.5% Game: 11-14 78.6%

Officials: Les Jones, Brian O'Connell, Tim Clougherty
Technical fouls: VIRGINIA-None. LOUISVILLE-None.
Attendance: 21714

Score by periods table with columns: 1st, 2nd, Total for VIRGINIA and LOUISVILLE.

Last FG - VA 2nd-01:17, LOU 2nd-00:13.
Largest lead - VA by 23 2nd-14:15, LOU None.
VA led for 39:39. LOU led for 00:00. Game was tied for 00:21.

Official Basketball Box Score -- Game Totals -- Final Statistics
Virginia vs Pitt
2/6/16 12:00 PM at Petersen Events Center (Pittsburgh, PA)

Virginia 64 • (19-4, 8-3 ACC)

Table with columns: #, Player, FG-FGA, 3-Ptr, FT-FTA, Rebounds (Off, Def, Tot), PF, TP, A, TO, Blk, Stl, Min. Includes player stats for Anthony Gill, Isaiah Wilkins, etc.

FG % 1st Half: 11-24 45.8% 2nd half: 13-26 50.0% Game: 24-50 48.0%
3FG % 1st Half: 5-8 62.5% 2nd half: 4-8 50.0% Game: 9-16 56.3%
FT % 1st Half: 2-2 100.0 2nd half: 5-10 50.0% Game: 7-12 58.3%

Pitt 50 • (17-5, 6-4 ACC)

Table with columns: #, Player, FG-FGA, 3-Ptr, FT-FTA, Rebounds (Off, Def, Tot), PF, TP, A, TO, Blk, Stl, Min. Includes player stats for Jamel Artis, Michael Young, etc.

FG % 1st Half: 10-25 40.0% 2nd half: 8-21 38.1% Game: 18-46 39.1%
3FG % 1st Half: 2-6 33.3% 2nd half: 0-7 0.0% Game: 2-13 15.4%
FT % 1st Half: 5-5 100.0 2nd half: 7-9 77.8% Game: 12-14 85.7%

Officials: James Luckie (R), Tim Comer, Tony Greene
Technical fouls: Virginia-None. Pitt-None.
Attendance: 12508

Score by periods table with columns: 1st, 2nd, Total for Virginia and Pitt.

Last FG - VA 2nd-00:43, UP 2nd-00:13.
Largest lead - VA by 19 2nd-06:30, UP by 1 1st-13:32.
VA led for 35:48. UP led for 01:19. Game was tied for 02:53.

Score tied - 1 time.
Lead changed - 4 times.



Official Basketball Box Score -- Game Totals -- Final Statistics
Boston College vs Virginia
02/03/16 7:00 p.m. at Charlottesville, Va. (JPJ)



Boston College 47 • 7-15, 0-9 ACC

Table with columns: #, Player, FG-FGA, 3-Ptr, FT-FTA, Rebounds (Off, Def, Tot), PF, TP, A, TO, Blk, Stl, Min. Includes player stats for Garland Owens, A.J. Turner, etc.

FG % 1st Half: 7-25 28.0% 2nd half: 6-24 25.0% Game: 13-49 26.5%
3FG % 1st Half: 5-14 35.7% 2nd half: 3-12 25.0% Game: 8-26 30.8%
FT % 1st Half: 1-2 50.0% 2nd half: 12-16 75.0% Game: 13-18 72.2%

Virginia 61 • 18-4, 7-3 ACC

Table with columns: #, Player, FG-FGA, 3-Ptr, FT-FTA, Rebounds (Off, Def, Tot), PF, TP, A, TO, Blk, Stl, Min. Includes player stats for Anthony Gill, Isaiah Wilkins, etc.

FG % 1st Half: 7-21 33.3% 2nd half: 10-21 47.6% Game: 17-42 40.5%
3FG % 1st Half: 4-8 50.0% 2nd half: 5-10 50.0% Game: 9-18 50.0%
FT % 1st Half: 11-14 78.6% 2nd half: 7-8 87.5% Game: 18-22 81.8%

Officials: Tim Nestor, Sean Hull, Tim Kelly
Technical fouls: Boston College-None. Virginia-None.
Attendance: 14310

Score by periods table with columns: 1st, 2nd, Total for Boston College and Virginia.

Last FG - BC 2nd-00:22, VA 2nd-05:29.
Largest lead - BC None, VA by 25 2nd-05:29.
BC led for 00:00. VA led for 39:34. Game was tied for 00:26.

Score tied - 0 times.
Lead changed - 0 times.

Official Basketball Box Score -- Game Totals -- Final Statistics
Virginia Tech vs Virginia
02/09/16 8:00 p.m. at Charlottesville, Va. (JPJ)



Virginia Tech 49 • 13-12, 5-7 ACC

Table with columns: #, Player, FG-FGA, 3-Ptr, FT-FTA, Rebounds (Off, Def, Tot), PF, TP, A, TO, Blk, Stl, Min. Includes player stats for Kerry Blackshear Jr., Seth Allen, etc.

FG % 1st Half: 7-20 35.0% 2nd half: 9-25 36.0% Game: 16-45 35.6%
3FG % 1st Half: 2-8 25.0% 2nd half: 2-6 33.3% Game: 4-14 28.6%
FT % 1st Half: 4-6 66.7% 2nd half: 9-11 81.8% Game: 13-17 76.5%

Virginia 67 • 20-4, 9-3 ACC

Table with columns: #, Player, FG-FGA, 3-Ptr, FT-FTA, Rebounds (Off, Def, Tot), PF, TP, A, TO, Blk, Stl, Min. Includes player stats for Anthony Gill, Isaiah Wilkins, etc.

FG % 1st Half: 13-27 48.1% 2nd half: 11-22 50.0% Game: 24-49 49.0%
3FG % 1st Half: 2-8 25.0% 2nd half: 0-2 0.0% Game: 2-10 20.0%
FT % 1st Half: 4-4 100.0 2nd half: 13-16 81.3% Game: 17-20 85.0%

Officials: Mike Eades, Joe Lindsay, Michael Roberts
Technical fouls: Virginia Tech-Jalen Hudson. Virginia-None.
Attendance: 14395

Score by periods table with columns: 1st, 2nd, Total for Virginia Tech and Virginia.

Last FG - VT 2nd-00:12, VA 2nd-03:07.
Largest lead - VT None, VA by 22 2nd-03:51.
VT led for 00:00. VA led for 38:41. Game was tied for 01:19.

Score tied - 0 times.
Lead changed - 0 times.

Official Box Score -- Game Totals -- Final Statistics
Virginia vs. Clemson
3/1/2016 7:00 p.m. at Greenville, SC

Box score for Virginia vs. Clemson. Includes player stats for Virginia (64) and Clemson (57), and team totals. FG % 1st Half: 42.9%, 2nd Half: 37.5%. FT % 1st Half: 60.0%, 2nd Half: 33.3%.

Box score for Clemson vs. Virginia. Includes player stats for Clemson (57) and Virginia (64), and team totals. FG % 1st Half: 41.7%, 2nd Half: 45.5%. FT % 1st Half: 85.7%, 2nd Half: 55.6%.

Officials: Sean Hull, Tim Comer, Michael Stephens
Technical Fouls: Virginia-None. Clemson-None.
Bon Secours Wellness Arena, Greenville, SC Attendance: 9626

Score by Period table showing 1st, 2nd, and Total scores for Virginia (33, 31, 64) and Clemson (27, 30, 57). Includes points in paint, turnover, 2nd chance, fast break, and bench points.



Official Basketball Box Score -- Game Totals -- Final Statistics
Louisville vs Virginia
03/05/16 8:30 p.m. at Charlottesville, Va. (JPJ)



Box score for Louisville vs Virginia. Includes player stats for Louisville (46) and Virginia (68), and team totals. FG % 1st Half: 25.0%, 2nd Half: 30.0%. FT % 1st Half: 25.0%, 2nd Half: 75.0%.

Box score for Virginia vs Louisville. Includes player stats for Virginia (68) and Louisville (46), and team totals. FG % 1st Half: 36.4%, 2nd Half: 70.6%. FT % 1st Half: 90.9%, 2nd Half: 68.4%.

Officials: Bryan Kersey, Mike Eades, Louie Andrakakos
Technical fouls: Louisville-None. Virginia-None.
Attendance: 14088
UL: Chinanu Onuaku fouled out at 7:58 (II)

Score by periods table for Louisville vs Virginia. Includes points in paint, turnover, 2nd chance, fast break, and bench points.

OFFICIAL BASKETBALL BOX SCORE
Georgia Tech vs Virginia
Thu, Mar 10, 2016 7:00 PM Verizon Center, Washington, DC

Box score for Georgia Tech vs Virginia. Includes player stats for Georgia Tech (19-14) and Virginia (25-6), and team totals. FG % 1st Half: 48.0%, 2nd Half: 60.0%. FT % 1st Half: 66.7%, 2nd Half: 61.5%.

Officials: Les Jones, Jerry Heater, Clarence Armstrong
Technical: Georgia Tech-None Virginia-None
Attendance: 20,719 (Adjusted)

Scoring By Periods table showing 1st, 2nd, and Total scores for Georgia Tech (28, 24, 52) and Virginia (30, 42, 72).

Other Stats table including quarter stats, biggest lead, shots in the paint, points off turnovers, points off offensive rebounds, fast break points, 1st shot of bonus FT, longest FG drought, and bench points.

Official Basketball Box Score -- Game Totals -- Final Statistics
Miami vs Virginia
Fri, Mar 11, 2016 at Verizon Center, Washington, DC

Box score for Miami vs Virginia. Includes player stats for Miami (68) and Virginia (25-7), and team totals. FG % 1st Half: 0.0%, 2nd Half: 0.0%. FT % 1st Half: 0.0%, 2nd Half: 0.0%.

Virginia 73 - 26-6

Box score for Virginia vs Miami. Includes player stats for Virginia (73) and Miami (26-6), and team totals. FG % 1st Half: 0.0%, 2nd Half: 0.0%. FT % 1st Half: 0.0%, 2nd Half: 0.0%.

Officials: Jamie Luckie, Tim Nestor, Bill Covington
Technical Fouls: Miami-None. Virginia-None.
Attendance: 20719
2016 New York Life ACC Tournament Game #12 - Semifinal

Score by periods table for Virginia vs Miami. Includes points in paint, turnover, 2nd chance, fast break, and bench points.

Officials: Jamie Luckie, Tim Nestor, Bill Covington
Technical Fouls: Miami-None. Virginia-None.
Attendance: 20719
2016 New York Life ACC Tournament Game #12 - Semifinal

FINAL 20

SECOND SEMIFINAL - 43rd ANNUAL NATIONAL COLLEGIATE BASKETBALL CHAMPIONSHIP OFFICIAL NCAA BASKETBALL BOX SCORE

Box score for Virginia vs North Carolina. Includes player stats for Wood, Al; Worthy, James; Perkins, Sam; Pepper, Mike; Black, Jimmy; Dohearty, Matt; Braddock, Jim; Kenny, Eric. Totals: 25 47 28 37 31 16 72.

FG %: 1st Half 8/21 = 38.1% 2nd Half 17/26 = 65.4 Game 53.2 FT %: 1st Half 1/14 = 7.1% 2nd Half 17/22 = 77.3 Game 26.7

Box score for Virginia vs Louisiana State. Includes player stats for Lamb, Jeff; Gates, Terry; Sampson, Ralph; Wilson, Othell; Jones, Jeff; Stokes, Ricky; Baker, Lee; Lattimore, Lewis. Totals: 26 61 13 15 34 27 65.

FG %: 1st Half 12/24 = 50% 2nd Half 14/36 = 38.9 Game 43.4 FT %: 1st Half 3/4 = 75% 2nd Half 10/11 = 90.9 Game 86.7

Officials: Dale Kelley (SEC), James Howell (Southeastern). Score by periods: 1st H. 27, 2nd H. 51, OT 78. Final: 78.

Attendance: 18276. *By National Collegiate Athletic Association 1978

FINAL 23

THIRD PLACE GAME-43rd ANNUAL NATIONAL COLLEGIATE BASKETBALL CHAMPIONSHIP OFFICIAL NCAA BASKETBALL BOX SCORE

Box score for Virginia vs Virginia. Includes player stats for Baker, Lee; Gates, Terry; Lattimore, Lewis; Lamb, Jeff; Klein, Jeff; Collins, Louis; Robinson, Craig; Wilson, Othell; Jones, Jeff; Sampson, Ralph; Stokes, Ricky. Totals: 22 58 34 38 42 22 79.

FG %: 1st Half 14/35 = 40% 2nd Half 8/13 = 61.5 Game 37.9 FT %: 1st Half 9/10 = 90% 2nd Half 25/27 = 92.6 Game 89.5

Box score for Louisiana State vs Virginia. Includes player stats for Mitchell, Leonard; Macchin, Durand; Cook, Greg; Martin, Ethan; Carter, Howard; Sims, Willie; Jones, Johnny; Tudor, John; Bergeron, Brian; Black, Tyrone. Totals: 32 69 10 18 42 30 74.

FG %: 1st Half 13/35 = 37.1% 2nd Half 19/34 = 55.9 Game 46.4 FT %: 1st Half 3/5 = 60.0% 2nd Half 7/12 = 58.3 Game 65.6

Officials: Dale Kelley (SEC), James Howell (SOU). Score by periods: 1st H. 37, 2nd H. 41, OT 78. Final: 78.

Attendance: 18276. *By National Collegiate Athletic Association 1978

NCAA MIDEAST REGIONAL SECOND ROUND First Game OFFICIAL NCAA BASKETBALL BOX SCORE

Box score for Tennessee vs Virginia. Includes player stats for Ellis, Dale; Ray, Steve; Burton, Willie; Beaman, Tyrone; Brooks, Michael; Hyatt, Gerald; Carter, Myron; Evans, Walter; McDonald, Seth; Woods, Kevin; Naler, Kirk; Federmann, Dan. Totals: 20 39 11 17 24 23 51.

FG %: 1st Half 8/20 = 40% 2nd Half 4/29 = 13.8 Game 26.7 FT %: 1st Half 6/7 = 85.7% 2nd Half 6/26 = 23.1 Game 54.7

Box score for Virginia vs Virginia. Includes player stats for Miller, Jim; Robinson, Craig; Sampson, Ralph; Jones, Jeff; Mullen, Tim; Wilson, Othell; Carpenter, Dean; Stokes, Ricky; Edelin, Kanton; Newburg, Doug; Johnson, Kenny; Merrifield, Dan. Totals: 23 41 8 21 32 19 54.

FG %: 1st Half 4/7 = 57.1% 2nd Half 6/20 = 30.0 Game 43.8 FT %: 1st Half 3/3 = 100% 2nd Half 4/5 = 80.0 Game 90.0

Officials: Jack Savidge, Charles Range, Arthur Mellace. Score by periods: 1st H. 32, 2nd H. 19, OT 57. Final: 57.

Attendance: 14,754. *By National Collegiate Athletic Association 1978

NCAA MIDEAST REGIONAL OFFICIAL NCAA BASKETBALL BOX SCORE

Box score for UAB Blazers vs Virginia. Includes player stats for Chris Giles; Luellen, Foster; Norman, Anchrum; Jonathan, Nicholas; Oliver, Robinson; Murry, Bartow; Marvin, Ray Johnson; Raymond, Gause; Scott, McCabe; Lex, Drum; Craig, Lane; Donnie, Speer. Totals: 24 58 20 25 28 18 68.

FG %: 1st Half 44% (14-32) 2nd Half 43.8% (10-23) Game 43.8% FT %: 1st Half 83% (5-6) 2nd Half 78.9% (15-19) Game 80.6%

Box score for Virginia vs Virginia. Includes player stats for Miller, Jim; Robinson, Craig; Sampson, Ralph; Jones, Jeff; Mullen, Tim; Wilson, Othell; Carpenter, Dean; Stokes, Ricky; Edelin, Kanton; Newburg, Doug; Johnson, Kenny; Merrifield, Dan. Totals: 28 57 10 17 44 24 66.

FG %: 1st Half 53% (14-26) 2nd Half 44.4% (6-13) Game 49.1 FT %: 1st Half 55% (5-9) 2nd Half 62.5% (5-8) Game 58.0

Officials: R. Booker Turner, Jody Scheer, Charles Vane. Score by periods: 1st H. 33, 2nd H. 27, OT 68. Final: 68.

Attendance: 14,754. *By National Collegiate Athletic Association 1978

OFFICIAL NCAA BASKETBALL BOX SCORE Date 18 March 1984 Site Meadowlands Arena

Box score for Virginia vs. Arkansas. Includes player stats for Virginia (Miller, Edelin, Olden, etc.) and Arkansas (Balentine, Sutton, etc.).

Box score for Virginia vs. Arkansas (continued). Includes team rebounds, totals, and score by periods.

OFFICIAL NCAA BASKETBALL BOX SCORE Date March 22, 1984 Site Atlanta, GA

Box score for Virginia vs. Syracuse. Includes player stats for Virginia (Miller, Edelin, Olden, etc.) and Syracuse (Addison, Kering, etc.).

Box score for Virginia vs. Syracuse (continued). Includes team rebounds, totals, and score by periods.

Officials and attendance for Virginia vs. Syracuse game.

46th ANNUAL NATIONAL COLLEGIATE BASKETBALL CHAMPIONSHIP FINAL

Box score for Virginia vs. Indiana. Includes player stats for Virginia (Miller, Edelin, Olden, etc.) and Indiana (Groom, Simmons, etc.).

Box score for Virginia vs. Indiana (continued). Includes team rebounds, totals, and score by periods.

Officials and attendance for Virginia vs. Indiana game.

OFFICIAL NCAA BASKETBALL BOX SCORE Date March 13, 1986 Site Greensboro, N.C. VISITORS (Last Name, First) FINAL

HOME (Last Name, First) No. VIRGINIA FG FGA FT FTA REB PF TP MIN A TO BLK S

OFFICIALS: Spilner, Kite, Parramore SCORE BY PERIODS 1st H. 2nd H. OT OT FINAL

VISITORS (Last Name, First) FINAL Date 2-16-81 Site DALLAS/KEELY, UT - DEC

HOME (Last Name, First) No. VIRGINIA FG FGA FT FTA REB PF TP MIN A TO BLK S

OFFICIALS: PAUL GALVAN, JOHN DABROW & BYRON JOHNSON SCORE BY PERIODS 1st H. 2nd H. OT OT FINAL

OFFICIAL NCAA BASKETBALL BOX SCORE Date 3-16-89 Site Memorial Gymnasium

HOME (Last Name, First) No. VIRGINIA FG FGA FT FTA REB PF TP MIN A TO BLK S

OFFICIAL NCAA BASKETBALL BOX SCORE Date 1-18-89 Site Memorial Gym, Nashville, TN

HOME (Last Name, First) No. VIRGINIA FG FGA FT FTA REB PF TP MIN A TO BLK S

OFFICIAL NCAA BASKETBALL BOX SCORE

Date 3-23-89 Site Lexington, Ky

VISITORS (Last Name, First)

Box score table for Virginia vs. Virginia (22-11) with columns for player name, FG, FGA, 3-point, FT, FTA, Rebounds, PF, TP, A, TO, BLK, S, MIN.

Summary statistics table including TEAM REBOUNDS (included in Totals), TOTALS, and percentage breakdowns for 1st and 2nd halves.

HOME (Last Name, First)

Box score table for Oklahoma players including Henry, Skelter, Davis, William, King, Stacey, Blalock, M., Mullins, T., Martin, Anthony, Jones, Tyrone, Bell, Mike, and Patterson, D.

Summary statistics table for Oklahoma including TEAM REBOUNDS, TOTALS, and percentage breakdowns.

OFFICIALS: Gene Manje, Bobby Didier, & Herman Ramsey

SCORE BY PERIODS table showing scores for 1st H., 2nd H., OT, and FINAL for Virginia and Oklahoma.

Attendance 22,314

OFFICIAL NCAA BASKETBALL BOX SCORE

Date 3-25-89 Site Lexington, Ky

VISITORS (Last Name, First)

Box score table for Virginia (22-11) vs. Michigan (28-7) with columns for player name, FG, FGA, 3-point, FT, FTA, Rebounds, PF, TP, A, TO, BLK, S, MIN.

Summary statistics table for Virginia vs. Michigan including TEAM REBOUNDS, TOTALS, and percentage breakdowns.

HOME (Last Name, First)

Box score table for Michigan players including Rice, Glen, Mills, Terry, Vaught, Lay, Griffin, Mike, Robinson, R., Calip, Demo., Higgins, Sean, Hughes, Mark, Oosterbaan, JP, Pelinka, Bob, and Koenig, Marc.

Summary statistics table for Michigan including TEAM REBOUNDS, TOTALS, and percentage breakdowns.

OFFICIALS: Mickey Crowley, Jim Burr, & Frank Bosone

SCORE BY PERIODS table showing scores for 1st H., 2nd H., OT, and FINAL for Virginia and Michigan.

Attendance 22,955

OFFICIAL NCAA BASKETBALL BOX SCORE

Date 3-18-90 Site Richmond Coliseum

VISITORS (Last name, first) (Indicate starters with an asterisk) FINAL

Box score table for Notre Dame (16-13) vs. Virginia (20-14) with columns for player name, FG, FGA, 3-point, FT, FTA, Rebounds, PF, TP, A, TO, BLK, S, MIN.

Summary statistics table for Notre Dame vs. Virginia including TEAM REBOUNDS, TOTALS, and percentage breakdowns.

HOME (Last name, first) (Indicate starters with an asterisk)

Box score table for Virginia (20-14) players including Turner, Kenny, Stith, Bryant, Jeffries, Ted, Oliver, Anthony, Crotty, John, Kirby, Terry, Smith, Doug, Havlicek, Chris, Ford, Blair, Katstra, Dirk, Blundin, Matt, Cooke, Mark, Daniel, Jeff, and Wilson, Shawn.

Summary statistics table for Virginia including TEAM REBOUNDS, TOTALS, and percentage breakdowns.

Attendance: 11,051 (sellout)

SCORE BY PERIODS table showing scores for 1st H., 2nd H., OT, and FINAL for Notre Dame and Virginia.

OFFICIAL NCAA BASKETBALL BOX SCORE

Date 3/18/90 Site Richmond Coliseum

VISITORS (Last name, first) (Indicate starters with an asterisk)

Box score table for Virginia (20-14) vs. Syracuse (26-6) with columns for player name, FG, FGA, 3-point, FT, FTA, Rebounds, PF, TP, A, TO, BLK, S, MIN.

Summary statistics table for Virginia vs. Syracuse including TEAM REBOUNDS, TOTALS, and percentage breakdowns.

HOME (Last name, first) (Indicate starters with an asterisk)

Box score table for Syracuse (26-6) players including Owens, Billy, Scott, Tony, Coleman, Derrick, Edwards, Michael, Thompson, Stephen, Johnson, Dave, Carey, Chaundou, Bartelstein, David, McRae, Conrad, Palmer, Nicholas, Ellis, Leron, Hopkins, Mike, Manning, Richard, and Rogers, Eric.

Summary statistics table for Syracuse including TEAM REBOUNDS, TOTALS, and percentage breakdowns.

Attendance: 11,051 (sellout)

SCORE BY PERIODS table showing scores for 1st H., 2nd H., OT, and FINAL for Virginia and Syracuse.

OFFICIAL NCAA BASKETBALL BOX SCORE Site: Jon M. Huntsman Center Date: March 14, 1991

Box score for BYU (VISITORS) vs. Utah State. Includes player stats (FG, 3-Pts, Rebounds) and team totals.

Team Totals: 19-37 2-5 21-25 6-30 36-15 61-12 19-13 1-200

Box score for University of Virginia 21-12 vs. LVA (HOME). Includes player stats and team totals.

Team Totals: 18-65 1-15 11-14 18-14 32-23 48-7 8-1 11-200

OFFICIALS: Hightower (R), Freund, Sanzere. Attendance: 14,776.

OFFICIAL NCAA BASKETBALL BOX SCORE Date 3/19/93 Arena Caronde Dome

Box score for Manhattan (23-9) vs. Virginia (20-9). Includes player stats and team totals.

Team Totals: 24-63 7-25 11-12 18-19 36-19 66-15 16-0 3-200

Box score for Virginia (20-9) vs. LVA (HOME). Includes player stats and team totals.

Team Totals: 29-55 6-18 14-23 12-23 36-11 78-18 12-2 9-200

OFFICIALS: Tom Rucker, Steve Welmer, Phil Boya.

OFFICIAL NCAA BASKETBALL BOX SCORE Date 3/16/93 Arena Caronde Dome

Box score for Virginia (21-9) vs. Massachusetts (24-7). Includes player stats and team totals.

Team Totals: 25-51 3-10 18-31 15-31 44-16 71-13 12-0 6-200

Box score for Massachusetts (24-7) vs. Virginia (20-9). Includes player stats and team totals.

Team Totals: 21-66 5-20 9-13 16-21 37-25 56-11 10-2 5-200

OFFICIAL NCAA BASKETBALL BOX SCORE 03-26-93 E. Rutherford

Box score for Virginia vs. Cincinnati. Includes player stats and team totals.

Team Totals: 21-53 4-11 8-13 11-21 32-20 54-13 21-8 9-200

OFFICIALS: Dave Libbey, Tom Lopez, David Hall. Attendance: 16,512

Copyright (c) 1992-93 Play By Play Corporation. All Rights Reserved.

OFFICIAL NCAA BASKETBALL BOX SCORE Date 3/24/95 Arena Kemper Arena

VISITOR (Indicate starters by position or with an asterisk) Starting Time 9:20 pm City, State Kansas City, MO

Box score table for Virginia vs Kansas City, MO. Columns include No., Team, FG, FGA, 3PT, 3PTA, FT, FTA, REB, OF, DF, PF, TP, A, TO, BLK, S, MIN. Includes team totals and FG%.

TOTAL FG%: 1st half 37.5 (12-32) 2nd half 35.5 (11-31) Game 36.5 (23-63) Deadball 3-PT FG%: 1st half 23.3 (3-9) 2nd half 22.2 (2-9) Game 27.8 (5-18) rebounds 3 FT%: 1st half 66.7 (4-6) 2nd half 66.7 (12-18) Game 66.7 (16-24)

HOME (Indicate starters by position or with an asterisk)

Box score table for Kansas vs Virginia. Columns include No., Team, FG, FGA, 3PT, 3PTA, FT, FTA, REB, OF, DF, PF, TP, A, TO, BLK, S, MIN. Includes team totals and FG%.

TOTAL FG%: 1st half 36.4 (12-33) 2nd half 31.0 (9-29) Game 33.9 (21-62) Deadball 3-PT FG%: 1st half 0.0 (0-0) 2nd half 15.4 (2-13) Game 9.5 (2-21) rebounds 6 FT%: 1st half 40.0 (4-10) 2nd half 58.0 (10-17) Game 57.9 (14-27)

Technical fouls: None Attendance: 16,153 Officials: John Clougherty, Ted Hillary, Jim Haney Score by Periods: 1st H 2nd H OT OT FINAL Virginia 31 36 67 Kansas 28 30 58

OFFICIAL NCAA BASKETBALL BOX SCORE Date 3/24/95 Arena Kemper Arena

VISITOR (Indicate starters by position or with an asterisk) Starting Time 4 pm City, State Kansas City, MO

Box score table for LVA vs Kansas City, MO. Columns include No., Team, FG, FGA, 3PT, 3PTA, FT, FTA, REB, OF, DF, PF, TP, A, TO, BLK, S, MIN. Includes team totals and FG%.

TOTAL FG%: 1st half 29.2 (7-24) 2nd half 37.5 (12-32) Game 29.3 (19-56) Deadball 3-PT FG%: 1st half 20.0 (1-5) 2nd half 31.3 (5-14) Game 28.4 (6-21) rebounds 1 FT%: 1st half 71.4 (10-14) 2nd half 58.0 (7-14) Game 66.7 (17-28)

HOME (Indicate starters by position or with an asterisk)

Box score table for Arkansas vs LVA. Columns include No., Team, FG, FGA, 3PT, 3PTA, FT, FTA, REB, OF, DF, PF, TP, A, TO, BLK, S, MIN. Includes team totals and FG%.

TOTAL FG%: 1st half 37.9 (11-29) 2nd half 41.4 (12-29) Game 39.7 (23-58) Deadball 3-PT FG%: 1st half 11.7 (2-12) 2nd half 25.0 (3-12) Game 20.8 (5-24) rebounds 2 FT%: 1st half 100.0 (3-3) 2nd half 77.8 (14-18) Game 81.0 (17-21)

Technical fouls: None Attendance: 15,622 Officials: Charles Rancie, John Cahill, Mark Putschliog Score by Periods: 1st H 2nd H OT OT FINAL Virginia 25 36 61 Arkansas 27 41 68

OFFICIAL NCAA BASKETBALL BOX SCORE Site: Huntsman Center-Salt Lake City Date: March 13, 1997

Box score table for UVA (VISITORS) vs IOWA (HOME). Columns include No., Team, FG, FGA, 3PT, 3PTA, FT, FTA, REB, OF, DF, PF, TP, A, TO, BLK, S, MIN. Includes team totals and FG%.

Tot FG %: 1st Half: 11-28 .393 2nd Half: 11-22 .500 Game: .440 3-PT FG %: 1st Half: 2-12 .167 2nd Half: 4-9 .444 Game: .286 FT %: 1st Half: 4-4 1.000 2nd Half: 6-6 1.000 Game: 1.000

Box score table for IOWA (HOME) vs UVA (VISITORS). Columns include No., Team, FG, FGA, 3PT, 3PTA, FT, FTA, REB, OF, DF, PF, TP, A, TO, BLK, S, MIN. Includes team totals and FG%.

Tot FG %: 1st Half: 17-37 .459 2nd Half: 13-32 .406 Game: .435 3-PT FG %: 1st Half: 3-10 .300 2nd Half: 1-9 .111 Game: .211 FT %: 1st Half: 0-1 .000 2nd Half: 9-14 .643 Game: .600

OFFICIALS: Mike Kitts, Edward Corbett, Hal Lusk Technical Fouls: none Attendance: 13,886 Comments: 1997 NCAA Tournament - 1st Round - Salt Lake City

NCAA BASKETBALL 1ST & 2ND ROUND(MEMPHIS) FINAL BOX SCORE The Pyramid; Memphis, TN

Visitor statistics table for Gonzaga. Columns include NO., VISITOR, TOTAL FG, FGA, 3PT FG, 3PTA, FT, FTA, REB, OF, DF, TOT, PF, TP, AS, TO, BK, ST, MIN.

TEAM TOTALS: 30 59 9 16 17 27 14 24 38 28 86 16 17 4 7 280

Home statistics table for Virginia. Columns include NO., VIRGINIA, TOTAL FG, FGA, 3PT FG, 3PTA, FT, FTA, REB, OF, DF, TOT, PF, TP, AS, TO, BK, ST, MIN.

TEAM TOTALS: 31 69 11 24 12 14 14 22 36 24 85 18 11 7 6 280

OFFICIALS: TOM LOPES, JIM HANEY, JACK SWEENEY Technical Fouls: none ATTENDANCE: 8 SCORE BY PERIODS: 1ST H 2ND H FINAL Gonzaga 48 38 86 Virginia 42 43 85

Official Basketball Box Score -- Game Totals -- Final Statistics
Memphis vs Virginia
3/23/14 8:40 p.m. at Raleigh, N.C. (PNC Arena)

Memphis 60 • 23-10

Table with columns: # Player, FG-FGA, 3-Ptr FG-FGA, FT-FTA, Rebounds Off Def Tot, PF, TP, A TO Blk Stl, Min. Includes player stats for GOODWIN, NICHOLS, JACKSON, CRAWFORD, etc.

Summary statistics for Memphis: FG % 1st Half, 2nd half, Game; 3FG % 1st Half, 2nd half, Game; FT % 1st Half, 2nd half, Game. Includes Deadball and Rebounds.

Virginia 78 • 30-6

Table with columns: # Player, FG-FGA, 3-Ptr FG-FGA, FT-FTA, Rebounds Off Def Tot, PF, TP, A TO Blk Stl, Min. Includes player stats for Joe Harris, Akil Mitchell, Mike Tobey, etc.

Summary statistics for Virginia: FG % 1st Half, 2nd half, Game; 3FG % 1st Half, 2nd half, Game; FT % 1st Half, 2nd half, Game. Includes Deadball and Rebounds.

Officials: Mike Roberts, Don Daily, Lamar Simpson
Technical fouls: Memphis-None. Virginia-None.
Attendance: 18712

Score by periods table with columns: 1st, 2nd, Total. Shows Memphis 20, 40, 60 and Virginia 35, 43, 78.

Last FG - MEM 2nd-00:21, VA 2nd-01:06.
Largest lead - MEM by 4 1st-17:54, VA by 27 2nd-03:08.

Score tied - 4 times.
Lead changed - 7 times.

Official Basketball Box Score -- Game Totals -- Final Statistics
Michigan State vs Virginia
03/28/14 10:07pm at Madison Square Garden, New York, NY

Michigan State 61 • 29-8

Table with columns: # Player, FG-FGA, 3-Ptr FG-FGA, FT-FTA, Rebounds Off Def Tot, PF, TP, A TO Blk Stl, Min. Includes player stats for PAYNE, DAWSON, APPLING, etc.

Summary statistics for Michigan State: FG % 1st Half, 2nd half, Game; 3FG % 1st Half, 2nd half, Game; FT % 1st Half, 2nd half, Game. Includes Deadball and Rebounds.

Virginia 59 • 30-7

Table with columns: # Player, FG-FGA, 3-Ptr FG-FGA, FT-FTA, Rebounds Off Def Tot, PF, TP, A TO Blk Stl, Min. Includes player stats for Mike Tobey, Akil Mitchell, Joe Harris, etc.

Summary statistics for Virginia: FG % 1st Half, 2nd half, Game; 3FG % 1st Half, 2nd half, Game; FT % 1st Half, 2nd half, Game. Includes Deadball and Rebounds.

Officials: L. Douglas Sirmons, James Breeding, Brian O'Connell
Technical fouls: Michigan State-None. Virginia-None.
Attendance: 19314
2014 NCAA Division I Men's Basketball East Regional Semifinal

Score by periods table with columns: 1st, 2nd, Total. Shows Michigan State 31, 30, 61 and Virginia 27, 32, 59.

Last FG - MIST 2nd-00:50, VA 2nd-00:02.
Largest lead - MIST by 10 1st-09:45, VA by 4 2nd-14:29.

Score tied - 7 times.
Lead changed - 4 times.



Official Basketball Box Score -- Game Totals -- Final Statistics
Belmont vs Virginia
03/20/15 3:27 p.m. at Time Warner Cable Arena (Charlotte,N.C.)



Belmont 67 • 22-11

Table with columns: # Player, FG-FGA, 3-Ptr FG-FGA, FT-FTA, Rebounds Off Def Tot, PF, TP, A TO Blk Stl, Min. Includes player stats for EGKEZE, BRADDS, BARNETTE, etc.

Summary statistics for Belmont: FG % 1st Half, 2nd half, Game; 3FG % 1st Half, 2nd half, Game; FT % 1st Half, 2nd half, Game. Includes Deadball and Rebounds.

Virginia 79 • 30-3

Table with columns: # Player, FG-FGA, 3-Ptr FG-FGA, FT-FTA, Rebounds Off Def Tot, PF, TP, A TO Blk Stl, Min. Includes player stats for Evan Nolte, Anthony Gill, Darion Atkins, etc.

Summary statistics for Virginia: FG % 1st Half, 2nd half, Game; 3FG % 1st Half, 2nd half, Game; FT % 1st Half, 2nd half, Game. Includes Deadball and Rebounds.

Officials: Mark Whitehead, Keith Kimble, Gene Staterone
Technical fouls: Belmont-None. Virginia-None.
Attendance: 16551

Score by periods table with columns: 1st, 2nd, Total. Shows Belmont 32, 35, 67 and Virginia 40, 39, 79.

Last FG - BEL 2nd-00:37, VA 2nd-00:51.
Largest lead - BEL by 6 1st-14:06, VA by 14 2nd-15:22.
BEL led for 07:17. VA led for 32:07. Game was tied for 00:36.

Score tied - 1 time.
Lead changed - 4 times.

Official Basketball Box Score -- Game Totals -- Final Statistics
Michigan State vs Virginia
03/22/15 12:10 p.m. at Time Warner Cable Arena (Charlotte,N.C.)

Michigan State 60 • 25-11

Table with columns: # Player, FG-FGA, 3-Ptr FG-FGA, FT-FTA, Rebounds Off Def Tot, PF, TP, A TO Blk Stl, Min. Includes player stats for Dawson, Schilling, Naim Jr., etc.

Summary statistics for Michigan State: FG % 1st Half, 2nd half, Game; 3FG % 1st Half, 2nd half, Game; FT % 1st Half, 2nd half, Game. Includes Deadball and Rebounds.

Virginia 54 • 30-4

Table with columns: # Player, FG-FGA, 3-Ptr FG-FGA, FT-FTA, Rebounds Off Def Tot, PF, TP, A TO Blk Stl, Min. Includes player stats for Justin Anderson, Anthony Gill, Darion Atkins, etc.

Summary statistics for Virginia: FG % 1st Half, 2nd half, Game; 3FG % 1st Half, 2nd half, Game; FT % 1st Half, 2nd half, Game. Includes Deadball and Rebounds.

Officials: Mark Whitehead, Bryan Kersey, Joe Lindsay
Technical fouls: Michigan State-None. Virginia-None.
Attendance:

Score by periods table with columns: 1st, 2nd, Total. Shows Michigan State 23, 37, 60 and Virginia 18, 36, 54.

Last FG - MSU 2nd-02:51, VA 2nd-00:03.
Largest lead - MSU by 12 2nd-15:10, VA by 2 1st-18:59.
MSU led for 38:12. VA led for 00:18. Game was tied for 01:30.

Score tied - 1 time.
Lead changed - 1 time.

THE LAST TIME

VIRGINIA INDIVIDUALS

- **Scored 30 points:** Joe Harris (36) vs. Duke (2/28/13)
- **Scored 40 points:** Sean Singletary (41) at Miami (3/1/08)
- **Two players with 20 points:** Malcolm Brogdon (24) and Anthony Gill (21) vs. Notre Dame (1/2/16)
- **Three players with 20 points:** Chris Williams (27), Roger Mason, Jr. (22) and Donald Hand (20) vs. Duke (1/5/00)
- **Four players with 20 points:** Chris Williams (23), Donald Hand (22), Adam Hall (21), and Travis Watson (20) vs. Georgetown (3/15/00)
- **A player with back-to-back 25-point games:** Joe Harris, 26 vs. Virginia Tech (2/12/13), 27 at North Carolina (2/16/13)
- **One player scored in double figures:** Malcolm Brogdon (28) at Miami (2/22/16)
- **No players scored in double figures:** vs. Wisconsin (12/4/13)
- **Five players scored in double figures:** Marial Shayok (17), London Perrantes (15), Devon Hall (12), Anthony Gill (11), & Malcolm Brogdon (10) vs. Long Beach State (11/20/15)
- **Six players scored in double figures:** Sean Singletary (27), Adrian Joseph (13), Jamil Tucker (13), Mamadi Diane (12), Calvin Baker (11), Laurynas Mikalauskas (11), vs. Maryland (3/9/08)
- **Seven players scored in double figures:** Cornel Parker (20), Junior Burrough (15), Ted Jeffries (14), Cory Alexander (13), Jason Williford (12), Yuri Barnes (11) and Doug Smith (11) vs. Clemson (1/13/93)
- **Had 15 rebounds:** Mike Tobey (16) vs. Tenn. State (11/25/14)
- **Had 20 rebounds:** Mike Tobey (20) vs. Louisville (3/5/16)
- **Had 25 rebounds:** Bob Mortell (25) vs. Washington & Lee (2/27/60)
- **Two players with 10 rebounds:** Anthony Gill (13) and Darion Atkins (10) vs. Davidson (12/30/14)
- **Three players with 10 rebounds:** Yuri Barnes (13), Jason Williford (12) and Junior Burrough (11) vs. Rice (12/4/93)
- **Double-Double:** Mike Tobey (15 pts, 20 rebs) vs. Louisville (3/5/16)
- **Two players had a double-double:** Anthony Gill (25 pts, 13 rebs) and D. Atkins (13 pts, 10 rebs) vs. Davidson (12/30/14)
- **Three players had a double-double:** Jason Williford (10 pts, 15 rebs), Ted Jeffries (23 pts, 10 rebs), and Cornel Parker (11 pts, 11 rebs) at William & Mary (1/25/93)
- **Double-Double with points and assists:** London Perrantes (16 pts, 11 assists) vs. George Mason (11/22/15)
- **Triple-Double:** Ralph Sampson (15 pts, 22 rebs, 10 blks) vs. Old Dominion (12/29/79)
- **Four Double-Doubles in a row:** Mike Scott [5 in a row] (27 pts, 15 rebs) vs. Oklahoma (11/23/10), (16 pts, 10 rebs) vs. Wichita State (11/24/10), (17 pts, 12 rebs) at Minnesota (11/29/10), (21 pts, 13 rebs) at Virginia Tech (12/5/10), (10 pts, 13 rebs) vs. Radford (12/7/10)
- **20 points and 20 rebounds:** Travis Watson (21 pts, 20 rebs) vs. Wofford (1/2/03)
- **20 points and 10 rebounds:** Anthony Gill (20 pts, 12 rebs) vs. West Virginia (12/8/15)
- **10 assists:** London Perrantes (11) vs. George Mason (11/22/15)
- **5 blocked Shots:** Darion Atkins (5) vs. Northern Iowa (12/21/13)
- **5 steals:** Devon Hall (5) at James Madison (11/14/14)
- **Led UVA in points, rebounds and assists:** Malcolm Brogdon (28 pts, 8 rebs, 4 assts) at George Washington (11/16/16)
- **Hit a last second shot to win a game:** Darius Thompson at Wake Forest (1/24/16) [3-pointer at the buzzer]
- **Played every minute:** Sylven Landesberg (45) vs. Clemson (2/15/09)
- **Played more than 40 minutes:** London Perrantes (42) vs. California (12/22/15)

VIRGINIA TEAM

- **Won in Overtime:** vs. California, 63-62 (12/22/15)
- **Lost in Overtime:** at Maryland, 75-69 (3/9/14)
- **Played Two Overtimes:** at Miami, 89-80 2 OT (1/3/15)
- **Played Three Overtimes:** vs. Georgetown, L 115-111 (3/15/00)
- **Shot 70 percent for a half:** 70.6% (12-17) vs. Louisville - 2nd Half (3/5/16)
- **Shot 60 percent in a game:** 62.8% (27-43) vs. WVU (12/5/15)
- **Shot less than 30 percent in a game:** 29.8% (17-57) vs. Michigan State (3/22/15)
- **Shot 90 percent from the free throw line:** 94.1% (16-17) vs. Bradley (11/19/15)
- **Shot 70 percent from 3-point line:** 71.4% (5-7) at James Madison (11/14/14)
- **Shot less than 30 percent in a half:** 18.2% (4-22) in 1st Half vs. California (12/22/15)
- **Shot less than 20 percent in a half:** 18.2% (4-22) in 1st Half vs. California (12/22/15)
- **Shot 55 percent or better and lost:** 58.5% (31-53 at North Carolina (2/16/13)
- **Attempted 50 FTs:** 52 (made 34) vs. Howard (12/12/94)
- **Made 30 FTs:** 31 (36 att.) vs. Tennessee (3/18/07)
- **Made 13 3-pt FGs:** 13 vs. Long Beach State (11/20/15)
- **Failed to make a 3-pt FG:** vs. Drake (11/21/11)
- **Had 50 rebounds:** 50 vs. Morgan State (11/13/15)
- **Had 25 assists:** 27 vs. Howard (11/21/01)
- **Had 15 steals:** 16 vs. NC State (2/24/08)
- **Had 10 blocks:** 11 vs. Norfolk State (11/16/14)
- **Scored 50 pts in a half:** 53 vs. Villanova, 2nd half (12/19/15)
- **Scored 60 pts in a half:** 60 vs. Gonzaga, 1st half (1/3/07)
- **Scored 70 pts in a half:** 70 vs. Coastal Carolina, 2nd half (11/20/00)
- **Scored 100 pts (ACC):** 103 vs. Maryland (1/16/07)
- **Scored 100 pts (non-conf):** 107 vs. VMI (11/16/08)
- **Scored under 20 pts in 1st half:** 18 vs. Mich. State (3/22/15)
- **Scored under 20 pts in 2nd half:** 18 vs. Wisconsin (12/4/13)
- **Scored under 50 pts in a game:** 45 vs. Rutgers (11/29/14)
- **Defeated top-5 opponent:** 75-56 vs. #4 Syracuse (3/1/14)
- **Defeated top-5 opponent on the road:** 77-69 at #3 Duke (1/17/93)
- **Defeated top-ranked opponent:** 86-73 vs. #1 North Carolina (1/30/86)

OPPONENT INDIVIDUALS

- **Scored 30 points:** Jaron Blossomgame (31), at Clemson (3/1/16)
- **Scored 35 points:** Erick Green (35), Virginia Tech (1/24/13)
- **Scored 40 points:** J.J. Redick (40), Duke (1/28/06)
- **Scored 50 points:** Len Chappell (50), Wake (2/12/62)
- **Two players with 20 points:** Michael Gbiniji (24) and Malachi Richardson (23) vs. Syracuse (1/24/16)
- **Three players with 20 points:** Jordan McRae (21), Jarnell Stokes (20), Josh Richardson (20), at Tennessee (12/30/13)
- **Two players with 30 points:** Trevor Powell (31) and Tony Smith (31), at Marquette (2/3/90)
- **No players scored in double figures:** Georgia Tech (1/22/15)
- **Five players scored in double figures:** Jaire Grayer (16), Otis Livingston (11), Shevon Thompson (11), Marquise Moore (10) and Marko Gujanicic (10), vs. George Mason (11/22/15)
- **Six players scored in double figures:** C.J. Harris (15), Ari Stewart (12), Travis McKie (12), J.T. Terrell (11), Ty Walker (11), Gary Clark (10), at Wake Forest (1/29/11)
- **Seven players scored in double figures:** Stanley Burrell (15), Drew Lavender (13), C.J. Anderson (12), B.J. Raymond (12), Josh Duncan (11), Charles Bronson (11), and Jason Love (10), at Xavier (1/3/08)
- **Double-Double:** Michael Young (12 pts, 10 rebs), at Pitt (2/6/16)
- **Double-Double with points and assists:** Keifer Sykes (21 pts, 10 assts), at Green Bay (12/7/13)
- **Two players had a double-double:** C.J. Leslie (20 pts, 14 rebs) & Richard Howell (12 pts, 11 rebs), NC State (1/29/13)
- **Had 15 rebounds:** Amile Jefferson (15), Duke (1/13/14)
- **Had 20 rebounds:** Tim Duncan (23), Wake Forest (2/22/97)
- **Had 10 assists:** Keifer Sykes (10), at Green Bay (12/7/13)
- **5 Blocked Shots:** BeeJay Anya (5), at NC State (2/11/15)
- **5 Steals:** Briante Weber (5), VCU (12/6/14)
- **Hit a last second shot to win a game:** Grayson Allen at Duke (2/13/16), 2-pointer as time expired in regulation

OPPONENT TEAM

- **Shot less than 30 percent in a game:** 27.6 (16-58), vs. Louisville (3/5/16)
- **Shot less than 30 percent in a game (ACC):** 27.6 (16-58), vs. Louisville (3/5/16)
- **Shot 60 percent in a game:** 63.8% (37-58), at Xavier (1/3/08)
- **Shot 55 percent or better and lost:** 55.3% (26-47), Cleveland State (11/25/09)
- **Scored 100 pts:** 106, Washington (11/22/10)
- **Scored 90 pts in an ACC game:** 93, North Carolina (2/16/13)
- **Scored 60 pts in a half:** 60, at Miami, 2nd half (3/1/08)
- **Scored 50 pts in a half:** 53, at North Carolina, 2nd half (2/16/13)
- **Scored under 20 pts in 1st half:** 19, vs. Louisville (3/5/16)
- **Scored under 20 pts in 2nd half:** 19, at Wake Forest (2/25/15)
- **Scored under 40 pts in a game:** 34, at Wake Forest (2/25/15)
- **Had 25 assists:** 27, at Xavier (1/3/08)
- **Had 15 steals:** 15, VMI (11/16/08)
- **Had 10 blocks:** 10 at Maryland (3/5/11)
- **Failed to make a 3-pt FG:** Georgia Tech (1/22/15)

2015-16 VIRGINIA MISCELLANEOUS STATISTICS

Largest halftime lead: 18 vs. Long Beach State (41-23)
 Largest halftime deficit: 11 at Georgia Tech (35-24)
 Largest halftime deficit overcome in a victory: 7 vs. California (27-20)
 Largest halftime lead surrendered in a loss: 3 at Florida State (28-25)
 Largest deficit overcome in a win: 14 at Wake Forest (50-36, 8:31 2H)
 Largest lead surrendered in a loss: 11 at Duke (25-14, 6:55 1H)

Largest deficit at any time: 15 at Georgia Tech (33-18, 1:21 1H)
 Largest lead at any time: 43 vs. Morgan State (75-32, 6:44 2H)
 Most consecutive points scored: 23 vs. Morgan State
 Most consecutive points allowed: 11 at Georgia Tech & vs. Boston College
 Longest scoring drought: 5:29 vs. Boston College (last 5:29 of game)
 Longest scoring drought opponent: 7:34 by Louisville (1H)

JOHN PAUL JONES ARENA RECORDS

VIRGINIA PLAYERS

Points:	40, J.R. Reynolds vs. Wake Forest, 1/21/07
Most 1st Half Points:	23, Sean Singletary vs. Virginia Tech, 1/16/08
Most 2nd Half Points:	26, Sylvan Landesberg vs. Boston College, 2/4/09
Rebounds:	20, Mike Tobey vs. Louisville, 3/5/16
Field Goals:	13, Sylvan Landesberg vs. Boston College, 2/4/09
Field Goal Attempts:	23, Sylvan Landesberg vs. Boston College, 2/4/09
Field Goal Pct.:	1.000 (9-9), Mike Scott vs. Wake Forest, 2/8/12
3-Point Field Goals:	8, Mustapha Farrakhan vs. Howard, 1/4/11
3-Point FG Attempts:	12, Sean Singletary vs. Gonzaga, 1/3/07 12, Sean Singletary vs. Georgia Tech, 2/24/07
3-Point FG Pct.:	1.000 (5-5), Malcolm Brogdon vs. Boston College, 2/3/16 Justin Anderson vs. Tennessee State, 11/25/14 1.000 (4-4), Joe Harris vs. Hampton, 11/26/13 1.000 (4-4), London Perrantes vs. Miami, 2/26/14
Free Throws Made:	14, Sean Singletary vs. Hampton, 12/16/06 14, Sylvan Landesberg vs. Florida State, 1/24/09
Free Throw Attempts:	16, Sean Singletary vs. Hampton, 12/16/06
FT Pct.:	1.000 (14-14), Sylvan Landesberg vs. Florida State, 1/24/09 1.000 (12-12), Malcolm Brogdon vs. Villanova, 12/19/15
Assists:	10, three times by Sean Singletary last vs. Old Dominion, 3/24/08 10, Jontel Evans vs. Howard, 1/4/11
Steals:	7, Sean Singletary vs. NC State, 2/24/08
Blocks:	5, 4x, last by Darion Atkins vs. Northern Iowa, 12/21/13

VIRGINIA TEAM

Most Points:	108 vs. Gonzaga, 1/3/07
Fewest Points:	38 vs. Wisconsin, 12/4/13
Most 1st Half:	.60 vs. Gonzaga, 1/3/07
Fewest 1st Half:	15, vs. Iowa State, 12/30/10
Most 2nd Half:	57 vs. Arizona, 11/12/06
Fewest 2nd Half:	15 vs. Duke, 2/16/11
Rebounds:	54 vs. UMES, 11/26/06
Field Goals:	43 vs. VMI, 11/16/08
Field Goal Attempts:	82 vs. UNC, 1/15/09
Field Goal Pct.:	.667 (32-48) vs. Howard, 1/4/11
3-Pt. FG:	18 vs. Gonzaga, 1/3/07
3-Pt. FG Attempts:	36 vs. Georgia Tech, 1/27/08
3-Point FG Pct.:	.727 (8-11) vs. North Texas, 11/20/12
Free Throws:	39 vs. Maryland, 1/16/07
FT Attempted:	49 vs. Maryland, 1/16/07
Free Throw Pct.:	1.000 (19-19) vs. Winthrop, 11/15/11
Assists:	24 vs. Howard, 11/14/07 24 vs. VMI, 11/16/08
Steals:	16 vs. NC State, 2/24/08
Blocks:	12 vs. Longwood, 2/13/07
Most Turnovers:	21 vs. Longwood, 12/7/07 21 vs. Hampton, 12/19/07
Fewest Turnovers:	2 vs. Louisville, 2/7/15

OPPONENT PLAYERS

Points:	32, 3x last by DeWayne Jackson, Morgan State, 12/19/12
Most 1st Half Points:	19, DeWayne Jackson, Morgan State, 12/19/12
Most 2nd Half Points:	28, Talor Battle, Penn State, 11/30/09
Rebounds:	16, 2x last by Jamelle Hagins, Delaware, 11/13/12
Field Goals:	13, Elijah Millsap, UAB, 12/30/09
Field Goal Attempts:	24, Malcolm Delaney, Virginia Tech, 1/28/10
Field Goal Pct.:	.875 (7-8), Ahmed Grant, UNC Wilmington, (1/18/10)
3-Point Field Goals:	8, K.C. Rivers, Clemson, 2/7/08
3-Pt. FG Attempts:	15, Malcolm Delaney, Virginia Tech, 2/19/11
3-Pt. FG Pct.:	1.000 (5-5), Tony Dukes, USC Upstate, 11/15/10
Free Throws Made:	15, Tyler Hansbrough, North Carolina, 1/15/09
FT Attempted:	17, Tyler Hansbrough, North Carolina, 1/15/09
FT Pct.:	1.000 (8-8), Tyrese Rice, Boston College, 2/4/09 1.000 (8-8), Sean Mosley, Maryland, 3/6/10 1.000 (7-7), Roy Devyn Marble, Iowa, 3/27/13
Assists:	11, Cliff Hammonds, Clemson, 2/7/08
Steals:	5, Jon Scheyer, Duke, 2/28/10
Blocks:	6, Eric Hall, Radford, 11/21/08

OPPONENT TEAM

Most Points:	97, VMI, 11/16/08
Fewest Points:	27, Harvard, 12/21/14
Most 1st Half:	.50, North Carolina, 1/15/09
Fewest 1st Half:	8, Harvard, 12/21/14
Most 2nd Half:	.61, Gonzaga, 1/3/07
Fewest 2nd Half:	12, Georgia Tech, 1/22/15
Rebounds:	48, North Carolina, 2/25/12
Field Goals:	37, VMI, 11/16/08
Field Goal Attempts:	79, VMI, 11/16/08
Field Goal Pct.:	.566 (30-53) Liberty, 11/25/08
3-Pt. FG:	16, Clemson, 2/7/08
3-Pt. FG Attempts:	39, Hartford, 12/30/07
3-Point FG Pct.:	.615 (16-26) Clemson, 2/7/08
Free Throws:	26, Boston College, 2/4/09
FT Attempted:	31, Boston College, 2/4/09
Free Throw Pct.:	1.000 (15-15) Iowa, 3/27/13
Assists:	22, Clemson, 2/7/08
Steals:	15, VMI, 11/16/08
Blocks:	10, Radford, 11/21/08 10, North Carolina, 1/15/09
Most Turnovers:	25, NC State, 2/24/08
Fewest Turnovers:	4, Clemson, 1/31/12

RECORD AT JOHN PAUL JONES ARENA

2006-07 to present 174 games - 138-36 (.793)

LONGEST WINNING STREAKS

21 games from 12/21/13 vs. Northern Iowa through 1/22/15 vs. Georgia Tech

20 games from 2/7/15 vs. Louisville through 3/5/16 vs. Louisville (current)

LONGEST ACC WINNING STREAK

21 games from 1/6/13 vs. North Carolina through 1/22/15 vs. Georgia Tech

LONGEST LOSING STREAK

4 games from 2/6/10 vs. Wake Forest through 3/6/10 vs. Maryland

MISCELLANEOUS

Biggest Comeback:	19 points vs. Arizona, 11/12/06
Biggest Lead Given up in a Loss:	14 points vs. Bradley, 3/26/08
Largest Lead:	49 points vs. Harvard, 12/21/14
Biggest Deficit:	38 points vs. Clemson, 2/7/08
Largest Margin of Victory:	49 points vs. Harvard, 12/21/14
Largest Margin of Defeat:	31 points vs. Clemson, 2/7/08
Overtime Games (Record):	8 (4-4); Last: 63-62 win vs. California, 12/22/15



4 MARIAL SHAYOK

Guard • 6-5 • 213
Sophomore
Ottawa, Ontario • Blair Academy (N.J.)

NCAA TOURNAMENT HIGHLIGHTS

- Played in both of UVA's 2015 NCAA Tournament games
- Scored five points against Belmont and six versus Michigan State

2015-16 HIGHLIGHTS

- Averaging 3.9 points and 1.8 rebounds per game
- Second on the team in 3-point percentage (42.4%)
- Has started eight games
- Scored 10 points and matched career-high with six rebounds in first start vs. Bradley (11/19/15)
- Scored a career-high 17 points (7-9 FG, 3-4 3FG) and recorded a career-high five assists vs. Long Beach State (11/20/15)
- Tallied 11 points vs. Lehigh (11/25)
- Scored 10 points on 4-4 shooting at Wake Forest (1/26/16)
- Tallied six points and three rebounds at Louisville (1/30/16)
- Registered eight points, four rebounds, two blocks and one steal at Pitt (2/6/16)
- Scored nine points and pulled down five rebounds at Clemson (3/1/16)
- Scored 10 points in ACC semifinal win against Miami (3/11/16)

2015-16 GAME-BY-GAME

Opponent	GP-GS	FG	3FG	FT	O-D	Reb	A	TO	Blk	Stl	PF	Min	Pts
Morgan State	1-0	0-4	0-0	0-0	1-3	4	2	1	0	0	2	17	0
at George Wash.	2-0	1-3	0-1	0-0	0-1	1	0	0	0	0	1	9	2
vs. Bradley	3-1	4-5	2-2	0-0	0-6	6	2	0	0	0	2	26	10
vs. Long Beach St	4-2	7-9	3-4	0-0	0-2	2	5	1	0	0	2	28	17
vs. George Mason	5-3	2-3	0-0	0-0	0-0	0	1	0	1	0	3	13	4
Lehigh	6-4	4-5	1-2	2-2	2-0	2	1	0	1	1	1	19	11
at Ohio State	7-5	1-5	0-1	0-1	1-0	1	2	0	0	1	2	23	2
William & Mary	8-6	0-3	0-2	0-0	0-2	2	3	2	0	2	3	19	0
vs. West Virginia	9-6	0-1	0-1	0-0	1-0	1	0	3	0	0	1	5	0
Villanova	10-6	1-1	0-0	0-0	0-1	1	0	0	0	0	1	9	2
California	11-6	0-1	0-1	0-0	0-1	1	0	0	0	0	0	5	0
Oakland	12-6	2-5	1-2	0-0	0-0	0	2	1	0	1	1	22	5
Notre Dame	13-6	0-0	0-0	0-0	0-0	0	0	1	0	0	0	5	0
at Virginia Tech	14-6	0-1	0-1	0-0	0-0	0	2	0	0	0	1	6	0
at Georgia Tech	15-7	2-5	1-2	1-2	0-0	0	0	0	0	1	1	17	6
Miami	16-8	0-1	0-1	0-0	0-1	1	0	1	0	0	2	16	2
at Florida State	DNP												
Clemson	DNP												
Syracuse	17-8	0-0	0-0	0-0	0-0	0	0	0	0	0	0	5	0
at Wake Forest	18-8	4-4	2-2	0-0	0-1	1	2	2	0	1	4	17	10
at Louisville	19-8	2-4	1-1	1-2	1-2	3	0	1	0	1	1	13	6
Boston College	20-8	1-6	1-2	0-0	0-2	2	1	1	0	0	0	17	3
at Pitt	21-8	4-6	0-2	0-2	0-4	4	0	0	2	1	1	18	8
Virginia Tech	22-8	0-0	0-0	0-0	0-2	2	0	2	0	1	1	11	0
at Duke	23-8	1-1	0-0	1-2	0-0	0	4	0	1	0	3	16	3
NC State	24-8	1-2	1-1	1-2	0-1	1	2	0	0	0	1	18	4
at Miami	25-8	1-3	0-1	1-2	0-5	5	0	1	0	1	2	20	3
North Carolina	26-8	1-3	0-1	1-1	0-1	1	3	0	0	0	1	14	3
at Clemson	27-8	3-5	1-1	2-2	1-4	5	1	0	0	0	2	23	9
Louisville	28-8	0-1	0-0	0-0	0-0	0	0	1	0	0	0	6	0
vs. Georgia Tech	29-8	0-1	0-0	0-0	0-1	1	1	1	0	0	4	8	0
vs. Miami	30-8	4-5	0-0	2-4	0-3	3	0	2	0	0	5	23	10
vs. North Carolina	31-8	2-5	0-1	0-0	1-4	5	1	2	0	0	2	20	4

CAREER HIGHS

Points	17 vs. Long Beach State (11/20/15)
FGs	7 vs. Long Beach State (11/20/15)
3FGs	3 vs. Long Beach State (11/20/15)
FTs	3, 2x - last vs. Michigan State (3/22/15)
Rebounds	6, 2x - last vs. Bradley (11/19/15)
Assists	5 vs. Long Beach State (11/20/15)
Turnovers	3, 2x - last vs. West Virginia (12/8/15)
Blocks	2, 3x - last at Pitt (2/6/16)
Steals	2, 7x - last vs. William & Mary (12/5/15)
Minutes	31 at Miami (1/3/15)

SEASON HIGHS

Points	17 vs. Long Beach State (11/20/15)
FGs	7 vs. Long Beach State (11/20/15)
3FGs	3 vs. Long Beach State (11/20/15)
FTs	2 vs. Lehigh (11/25/15)
Rebounds	6 vs. Bradley (11/19/15)
Assists	5 vs. Long Beach State (11/20/15)
Turnovers	3 vs. West Virginia (12/8/15)
Blocks	2 at Pitt (2/6/16)
Steals	2 vs. William & Mary (12/5/15)
Minutes	28 vs. Long Beach State (11/20/15)

CAREER STATISTICS


Year	G-GS	Min-Avg.	FG-FGA	Pct.	3FG-3FGA	Pct.	FT-FTA	Pct.	Off-Def.	Reb-Avg.	PF-DQ	Ast	TO	Blk	Stl	Pts-Avg
2014-15	34-1	496-14.6	47-116	.405	19-50	.380	17-27	.630	8-53	61-1.8	44-0	35	21	10	19	130-3.8
2015-16	31-8	461-14.9	48-98	.490	14-33	.424	12-22	.545	8-47	55-1.8	49-1	35	23	5	11	122-3.9
TOTAL	65-9	957-14.7	95-214	.444	33-83	.398	29-49	.592	16-100	116-1.8	93-1	70	44	15	30	252-3.9

CAREER ACC STATISTICS

Year	G-GS	Min-Avg.	FG-FGA	Pct.	3FG-3FGA	Pct.	FT-FTA	Pct.	Off-Def.	Reb-Avg.	PF-DQ	Ast	TO	Blk	Stl	Pts-Avg
2014-15	18-1	263-14.6	21-56	.375	8-26	.308	5-11	.455	4-29	33-1.8	23-0	17	8	6	10	55-3.1
2015-16	16-2	215-13.4	20-42	.476	7-15	.467	8-15	.533	2-23	25-1.6	20-0	15	10	3	6	55-3.4
TOTAL	34-3	478-14.1	41-98	.418	15-41	.366	13-26	.500	6-52	58-1.7	43-0	32	18	9	16	110-3.2

CAREER NCAA TOURNAMENT STATISTICS

Year	G-GS	Min-Avg.	FG-FGA	Pct.	3FG-3FGA	Pct.	FT-FTA	Pct.	Off-Def.	Reb-Avg.	PF-DQ	Ast	TO	Blk	Stl	Pts-Avg
2015	2-0	26-13.0	3-7	.429	1-2	.500	4-5	.800	0-3	3-1.5	1-0	1	1	0	1	11-5.5
TOTAL	2-0	26-13.0	3-7	.429	1-2	.500	4-5	.800	0-3	3-1.5	1-0	1	1	0	1	11-5.5



10 MIKE TOBEY

Center • 7-0 • 260
Senior
Monroe, N.Y. • Blair Academy (N.J.)

NCAA TOURNAMENT HIGHLIGHTS

- Has played in five career NCAA Tournament games
- Scored 11 points against Memphis in 2014 NCAA Tournament

2015-16 HIGHLIGHTS

- Averaging 6.8 points and 4.3 rebounds per game
- Second on team in field goal percentage (58.1%) and third in blocks (17)
- Has scored in double figures in eight games
- Scored 15 points and grabbed eight rebounds vs. Morgan State (11/13/15)
- Recorded 10 points and seven rebounds at George Washington (11/16/15)
- Scored 14 points to go along with eight rebounds vs. George Mason (11/22/15)
- Tallied a season-high 16 points (7-8 FGs) vs. Oakland (12/30/15)
- Netted 15 points and added six rebounds vs. Notre Dame (1/2/16)
- Attempted a career-high three 3-pointers at Georgia Tech (1/9/16)
- Tallied 12 points and seven rebounds vs. Miami (1/12/16)
- Scored nine points and added four rebounds, one block and two steals at Louisville (1/30/16)
- Recorded 10 points on 4-5 FGs vs. Virginia Tech (2/9/16)
- Scored 15 points and grabbed a career-high 20 rebounds in win over Louisville (3/5/16) - most rebounds by UVA player since Travis Watson had 20 on Jan. 2, 2003

2015-16 GAME-BY-GAME

Opponent	GP-GS	FG	3FG	FT	O-D	Reb	A	TO	Blk	Stl	PF	Min	Pts	
Morgan State	1-1	7-8	0-0	1-4	5-3	8	0	1	1	0	0	19	15	
at George Wash.	2-2	4-8	1-1	1-2	1-6	7	1	0	0	0	2	30	10	
vs. Bradley	3-3	2-3	0-0	1-1	1-2	3	2	1	0	0	4	13	5	
vs. Long Beach St	4-4	3-6	0-1	1-1	1-1	2	1	0	0	0	1	9	7	
vs. George Mason	5-4	6-11	0-0	2-3	2-6	8	0	0	0	0	3	19	14	
Lehigh	6-4	4-8	0-1	0-0	2-3	5	0	1	1	0	2	20	8	
at Ohio State	7-4	2-3	0-0	2-2	0-1	1	0	1	0	0	1	18	6	
William & Mary	8-5	1-5	0-0	0-0	3-3	6	2	0	0	2	1	16	2	
vs. West Virginia	9-5	0-0	0-0	0-0	0-0	0	0	0	1	0	4	6	0	
Villanova	10-5	1-2	0-0	0-0	1-0	1	0	1	0	0	3	11	2	
California	11-5	1-2	0-0	0-0	0-0	0	0	1	0	0	1	7	2	
Oakland	12-5	7-8	0-0	2-2	3-4	7	1	0	0	0	1	19	16	
Notre Dame	13-5	5-9	0-0	5-5	4-2	6	1	1	2	1	1	15	15	
at Virginia Tech	14-5	2-2	0-0	0-0	1-1	2	0	1	1	0	4	9	4	
at Georgia Tech	15-6	2-7	1-3	2-2	1-6	7	1	0	0	1	3	26	7	
Miami	16-6	6-10	0-0	0-0	3-4	7	0	0	1	0	1	18	12	
at Florida State	17-6	2-3	0-0	0-0	0-3	3	0	1	1	0	1	17	4	
Clemson	18-6	3-4	0-0	0-0	1-5	6	0	2	2	2	1	20	6	
Syracuse	19-6	2-3	0-0	2-4	1-2	3	1	1	1	0	2	14	6	
at Wake Forest	20-6	1-3	0-0	0-0	0-2	2	0	1	0	0	4	12	2	
at Louisville	21-6	4-7	0-1	1-2	0-4	4	0	1	1	2	3	22	9	
Boston College	22-6	2-3	0-0	0-2	0-3	3	1	1	0	1	1	3	12	4
at Pitt	23-6	2-5	0-0	0-1	1-2	3	0	1	1	0	3	11	4	
Virginia Tech	24-6	4-5	0-0	2-3	0-1	1	0	0	1	0	2	11	10	
at Duke	25-6	4-7	0-0	0-0	1-2	3	1	0	0	0	1	19	8	
NC State	26-6	3-4	0-0	1-1	0-3	3	1	1	0	0	2	17	7	
at Miami	27-6	2-5	0-0	0-2	2-1	3	0	1	0	0	5	16	4	
North Carolina	28-6	2-2	0-0	0-0	1-1	2	0	0	1	0	1	9	4	
at Clemson	29-6	0-2	0-0	0-0	0-1	1	2	3	0	1	1	10	0	
Louisville	30-7	5-8	0-0	5-8	4-16	20	0	0	0	0	3	25	15	
vs. Georgia Tech	31-7	4-5	0-0	1-2	0-1	1	0	0	0	0	1	18	9	
vs. Miami	32-7	3-5	0-2	0-0	3-2	5	0	1	1	0	1	17	6	
vs. North Carolina	33-7	1-4	0-0	0-0	6-3	9	0	2	0	0	2	14	2	

CAREER HIGHS

Points	19 vs. Wofford (12/30/12)
FGs	9 vs. Wofford (12/30/12)
3FGs	1, 6x - last at Georgia Tech (1/9/16)
FTs	7 vs. Seattle (11/17/12)
Rebounds	20 vs. Louisville (3/5/16)
Assists	2, 5x - last at Clemson (3/1/16)
Turnovers	3, 7x - last at Clemson (3/1/16)
Blocks	4 vs. Notre Dame (2/22/14)
Steals	2, 5x - last at Louisville (1/30/16)
Minutes	33 at Miami (1/3/15)

SEASON HIGHS

Points	16 vs. Oakland (12/30/15)
FGs	7, 2x - last vs. Oakland (12/30/15)
3FGs	1, 2x - last at Georgia Tech (1/9/16)
FTs	5, 2x - last vs. Louisville (3/5/16)
Rebounds	20 vs. Louisville (3/5/16)
Assists	2, 3x - last at Clemson (3/1/16)
Turnovers	3 at Clemson (3/1/16)
Blocks	2, 2x - last vs. Clemson (1/19/16)
Steals	2, 3x - last at Louisville (1/30/16)
Minutes	30 at George Washington (11/16/15)

CAREER STATISTICS


Year	G-GS	Min-Avg.	FG-FGA	Pct.	3FG-3FGA	Pct.	FT-FTA	Pct.	Off-Def.	Reb-Avg.	PF-DQ	Ast	TO	Blk	Stl	Pts-Avg
2012-13	30-2	416-13.9	87-164	.530	3-5	.600	27-34	.794	34-52	86-2.9	40-0	13	21	18	3	204-6.8
2013-14	37-28	668-18.1	99-206	.481	1-3	.333	38-56	.679	70-69	139-3.8	73-0	11	34	39	9	237-6.4
2014-15	34-11	582-17.1	93-181	.514	0-1	.000	47-63	.746	66-106	172-5.1	66-1	12	26	22	9	233-6.9
2015-16	33-7	519-15.7	97-167	.581	2-9	.222	29-47	.617	48-94	142-4.3	68-1	14	24	17	10	225-6.8
TOTAL	134-48	2185-16.3	376-718	.524	6-18	.333	141-200	.705	218-321	539-4.0	247-2	50	105	96	31	899-6.7

CAREER ACC STATISTICS

Year	G-GS	Min-Avg.	FG-FGA	Pct.	3FG-3FGA	Pct.	FT-FTA	Pct.	Off-Def.	Reb-Avg.	PF-DQ	Ast	TO	Blk	Stl	Pts-Avg
2012-13	13-0	192-14.8	40-73	.548	1-1	1.000	7-9	.778	22-24	46-3.5	27-0	5	7	6	1	88-6.8
2013-14	18-18	354-19.7	46-106	.434	0-1	.000	22-30	.733	35-27	62-3.4	43-0	9	17	20	3	114-6.3
2014-15	18-5	313-17.4	47-95	.495	0-1	.000	22-29	.759	32-41	73-4.1	29-0	5	16	11	4	116-6.4
2015-16	18-2	283-15.7	51-89	.573	1-4	.250	18-30	.600	20-59	79-4.4	41-1	7	15	13	8	121-6.7
TOTAL	67-25	1142-17.0	184-363	.507	2-7	.286	69-98	.704	109-151	260-3.9	140-1	26	55	50	16	439-6.6

CAREER NCAA TOURNAMENT STATISTICS

Year	G-GS	Min-Avg.	FG-FGA	Pct.	3FG-3FGA	Pct.	FT-FTA	Pct.	Off-Def.	Reb-Avg.	PF-DQ	Ast	TO	Blk	Stl	Pts-Avg
2014	3-3	49-16.3	8-14	.571	1-1	1.000	0-0	.000	1-8	9-3.0	6-0	0	0	2	0	17-5.7
2015	2-0	17-8.5	2-5	.400	0-0	.000	1-1	1.000	4-2	6-3.0	1-0	0	0	0	0	5-2.5
TOTAL	5-3	66-13.2	10-19	.526	1-1	1.000	1-1	1.000	5-10	15-3.0	7-0	0	0	2	0	22-4.4



11 EVAN NOLTE

Forward • 6-8 • 228
Senior
Milton, Ga. • Milton

NCAA TOURNAMENT HIGHLIGHTS

- Has played in five career NCAA Tournament games
- Scored eight points, including pair of 3-pointers, in 2014 NCAA Tournament against Coastal Carolina

2015-16 HIGHLIGHTS

- Averaging 1.9 points and 0.7 rebounds per game
- Has played 30 games, with one start
- Missed the Miami (2/22/16) game with a foot injury
- Scored five points at George Washington (11/16/15)
- Scored two points, grabbed two rebounds and recorded an assist vs. Long Beach State (11/22/15)
- Tallied a season-high seven points vs. William & Mary (12/5/15)
- Played a season-high 16 minutes at Georgia Tech (1/9/16) and vs. Boston College (2/3/16)
- Scored four points and added a block and a steal at Wake Forest (1/26/16)
- Made 3-pointer vs. Boston College (2/3/16) and Pitt (2/6/16)
- Scored four points and recorded a block and a steal vs. Virginia Tech (2/9/16)
- Hit pair of 3-pointers and scored six points in win over Louisville (3/5/16)
- Played season-high 17 minutes and scored six points in ACC quarterfinals against Georgia Tech (3/10/16)
- Hit two 3-pointers in ACC championship game against North Carolina (3/12/16)

2015-16 GAME-BY-GAME

Opponent	GP-GS	FG	3FG	FT	O-D	Reb	A	TO	Blk	Stl	PF	Min	Pts
Morgan State	1-0	1-5	1-3	0-0	0-1	1	0	1	0	0	1	12	3
at George Wash.	2-0	2-3	1-2	0-0	0-0	0	0	0	0	0	4	7	5
vs. Bradley	3-0	0-2	0-2	2-2	0-0	0	0	1	0	0	0	11	2
vs. Long Beach St.	4-0	1-2	0-1	0-0	1-1	2	1	0	0	0	0	7	2
vs. George Mason	5-0	0-1	0-0	0-0	0-1	1	0	0	0	0	0	2	0
Lehigh	6-0	0-1	0-1	0-0	0-0	0	0	1	0	0	0	4	0
at Ohio State	7-0	0-1	0-1	0-0	1-0	1	1	1	0	0	0	4	0
William & Mary	8-0	3-4	0-0	1-1	1-1	2	0	0	0	0	0	11	7
vs. West Virginia	9-0	0-1	0-0	1-2	0-1	1	1	1	0	0	2	8	1
Villanova	10-0	0-1	0-0	0-0	0-1	1	0	0	0	0	0	3	0
California	DNP												
Oakland	11-0	0-0	0-0	0-0	0-0	0	0	0	0	0	0	5	0
Notre Dame	DNP												
at Virginia Tech	12-0	0-1	0-1	0-0	0-0	0	0	0	0	0	1	4	0
at Georgia Tech	13-0	0-0	0-0	1-2	0-0	0	1	0	1	1	4	16	1
Miami	14-0	0-1	0-1	0-0	0-0	0	0	0	0	0	1	8	0
at Florida State	15-0	0-4	0-1	0-0	1-1	2	1	1	0	1	0	14	0
Clemson	16-0	0-0	0-0	0-0	0-1	1	0	0	0	0	0	6	0
Syracuse	17-0	0-0	0-0	0-0	0-0	0	1	0	0	0	0	10	0
at Wake Forest	18-0	2-4	0-2	0-0	1-0	1	0	0	1	1	2	12	4
at Louisville	19-0	0-0	0-0	0-0	0-1	1	0	1	0	0	0	6	0
Boston College	20-0	1-4	1-4	0-0	0-1	1	0	1	0	1	2	16	3
at Pitt	21-0	1-2	1-2	0-0	1-1	2	1	0	1	0	0	12	3
Virginia Tech	22-0	2-3	0-1	0-0	0-2	2	1	0	1	1	0	15	4
at Duke	23-0	1-2	1-2	0-0	0-1	1	0	1	0	0	1	10	3
NC State	24-0	0-1	0-1	0-0	0-0	0	1	0	0	0	0	4	0
at Miami	DNP												
North Carolina	25-0	0-0	0-0	0-0	0-0	0	0	0	0	0	0	1	0
at Clemson	26-0	0-1	0-1	0-0	0-0	0	0	0	0	0	3	3	0
Louisville	27-1	2-3	2-3	0-0	0-0	0	2	1	1	0	0	16	6
vs. Georgia Tech	28-1	2-2	1-1	1-3	0-0	0	0	0	0	1	1	14	6
vs. Miami	29-1	1-1	0-0	0-0	0-0	0	0	0	0	0	0	17	2
vs. North Carolina	30-1	2-3	2-3	0-0	1-1	2	0	1	0	0	0	13	6

CAREER HIGHS

Points	18 at Virginia Tech (1/24/13)
FGs	6 at Virginia Tech (1/24/13)
3FGs	5 at Virginia Tech (1/24/13)
FTs	4, 3x - last vs. Memphis (3/23/14)
Rebounds	7 vs. Florida State (1/19/13)
Assists	3, 5x - last vs. Navy (11/19/13)
Turnovers	3 vs. North Texas (11/20/12)
Blocks	2, 3x - last vs. Clemson (2/7/13)
Steals	4, 2x - last vs. North Carolina (3/13/15)
Minutes	35 at Louisville (3/7/15)

SEASON HIGHS

Points	7 vs. William & Mary (12/5/15)
FGs	3 vs. William & Mary (12/5/15)
3FGs	2, 2x - last vs. North Carolina (3/12/16)
FTs	2 vs. Bradley (11/19/15)
Rebounds	2, 6x - last vs. North Carolina (3/12/16)
Assists	2 vs. Louisville (3/5/16)
Turnovers	1, 9x - last vs. North Carolina (3/12/16)
Blocks	1, 5x - last vs. Louisville (3/5/16)
Steals	1, 6x - last vs. Georgia Tech (3/10/16)
Minutes	17 vs. Miami (3/11/16)

CAREER STATISTICS


Year	G-GS	Min-Avg.	FG-FGA	Pct.	3FG-3FGA	Pct.	FT-FTA	Pct.	Off-Def.	Reb-Avg.	PF-DQ	Ast	TO	Blk	Stl	Pts-Avg
2012-13	35-8	694-19.8	65-157	.414	42-108	.389	26-33	.788	21-63	84-2.4	78-2	36	21	16	27	198-5.7
2013-14	32-0	297-9.3	26-66	.394	17-51	.333	19-26	.731	7-20	27-0.8	27-0	8	10	3	7	88-2.8
2014-15	33-11	590-17.9	35-99	.354	21-76	.276	10-16	.625	8-43	51-1.5	46-0	23	15	5	19	101-3.1
2015-16	30-1	263-8.8	21-53	.396	10-33	.303	6-10	.600	7-15	22-0.7	24-0	11	9	5	6	58-1.9
TOTAL	130-20	1844-14.2	147-375	.392	90-268	.336	61-85	.718	43-141	184-1.4	175-2	78	55	29	59	445-3.4

CAREER ACC STATISTICS

Year	G-GS	Min-Avg.	FG-FGA	Pct.	3FG-3FGA	Pct.	FT-FTA	Pct.	Off-Def.	Reb-Avg.	PF-DQ	Ast	TO	Blk	Stl	Pts-Avg
2012-13	18-5	368-20.4	33-89	.371	25-69	.362	9-13	.692	11-33	44-2.4	42-1	13	9	10	13	100-5.6
2013-14	15-0	137-9.1	12-33	.364	8-26	.308	3-7	.429	4-10	14-0.9	10-0	4	4	2	1	35-2.3
2014-15	18-8	326-18.1	16-47	.340	12-38	.316	2-6	.333	1-22	23-1.3	24-0	13	9	2	7	46-2.6
2015-16	16-1	153-9.6	9-26	.346	5-19	.263	1-2	.500	3-8	11-0.7	14-0	8	5	5	5	24-1.5
TOTAL	67-14	984-14.7	70-195	.359	50-152	.329	15-28	.536	19-73	92-1.4	90-1	38	27	19	26	205-3.1

CAREER NCAA TOURNAMENT STATISTICS

Year	G-GS	Min-Avg.	FG-FGA	Pct.	3FG-3FGA	Pct.	FT-FTA	Pct.	Off-Def.	Reb-Avg.	PF-DQ	Ast	TO	Blk	Stl	Pts-Avg
2014	3-0	36-12.0	5-7	.714	2-3	.667	4-4	1.000	2-5	7-2.3	4-0	0	1	0	0	16-5.3
2015	2-1	47-23.5	1-6	.167	0-4	.000	0-0	.000	2-3	5-2.5	5-0	3	0	0	1	2-1.0
TOTAL	5-1	83-16.6	6-13	.462	2-7	.285	4-4	1.000	4-8	12-2.4	9-0	3	1	0	1	18-3.6



21 ISAIAH WILKINS

Forward • 6-8 • 230
Sophomore
Lilburn, Ga. • Greater Atlanta Christian

NCAA TOURNAMENT HIGHLIGHTS

- Played five minutes in 2015 NCAA Tournament game against Belmont

2015-16 HIGHLIGHTS

- Averaging 4.6 points and 4.1 rebounds per game, both career highs
- Leads the team in blocks (25)
- Has started 17 games
- Scored seven points and grabbed four rebounds vs. Morgan State (11/13/15)
- Matched career-highs with three assists and three blocked shots vs. LBSU (11/20/15)
- Recorded six points, five rebounds, one assist and one blocked shot vs. Lehigh (11/25/15)
- Tallied eight points and added a career-high four steals vs. William & Mary (12/5/15)
- Scored six points and tied a career-high with four steals vs. West Virginia (12/8/15)
- Scored five points and grabbed four rebounds in his first career start vs. Villanova (12/19/15)
- Had a team-high eight rebounds vs. Oakland (12/30/15)
- Handed out four assists vs. Notre Dame (1/2/16)
- Blocked a career-high four shots at Virginia Tech (1/4/16)
- Scored 10 points on 4-7 shooting vs. Clemson (1/19/16)
- Tallied a career-high five assists and grabbed seven rebounds at Pitt (2/6/16)
- Scored a career-high 14 points on 5-7 FGs and 4-4 FTs vs. Virginia Tech (2/9/16)
- Grabbed a career-high 13 rebounds vs. NC State (2/15/16)
- Scored eight points and grabbed seven boards in ACC semifinals against Miami (3/11/16)

2015-16 GAME-BY-GAME

Opponent	GP-GS	FG	3FG	FT	O-D	Reb	A	TO	Blk	Stl	PF	Min	Pts
Morgan State	1-0	2-4	0-0	3-5	3-1	4	1	1	0	0	2	16	7
at George Wash.	2-0	0-1	0-0	0-0	2-1	3	1	2	1	0	1	14	0
vs. Bradley	3-0	2-2	0-0	2-2	0-2	2	0	0	0	0	1	16	6
vs. Long Beach St	4-0	1-1	0-0	0-0	0-3	3	3	0	3	0	2	17	2
vs. George Mason	5-0	1-2	0-0	0-0	1-2	3	1	0	0	0	1	14	2
Lehigh	6-0	3-6	0-1	0-0	4-1	5	1	0	1	0	0	16	6
at Ohio State	7-0	2-3	0-0	2-2	2-3	5	0	0	1	1	2	25	6
William & Mary	8-0	3-6	0-0	2-4	2-1	3	0	0	1	4	3	21	8
vs. West Virginia	9-0	2-3	0-0	2-4	0-3	3	1	0	0	4	0	21	6
Villanova	10-1	2-3	0-0	1-2	2-2	4	2	1	2	1	3	30	5
California	11-2	2-4	0-0	1-2	1-6	7	1	0	0	1	3	30	5
Oakland	12-3	2-4	0-0	0-0	2-6	8	3	0	2	2	2	25	4
Notre Dame	13-4	1-3	0-0	0-0	0-2	2	4	0	2	0	3	32	2
at Virginia Tech	14-5	2-6	0-0	2-3	2-6	8	3	1	4	1	3	28	6
at Georgia Tech	15-5	1-3	0-0	0-1	1-2	3	1	0	0	0	1	15	2
Miami	16-5	0-1	0-0	0-0	0-1	1	1	1	0	0	0	19	0
at Florida State	17-5	2-5	0-0	0-0	0-1	1	1	0	0	1	3	20	4
Clemson	18-5	4-7	0-0	2-2	0-2	2	2	1	0	0	2	23	10
Syracuse	19-5	2-2	0-0	1-3	1-4	5	3	1	0	0	2	19	5
at Wake Forest	20-5	0-2	0-0	0-0	1-1	2	1	2	0	0	0	15	0
at Louisville	21-6	2-2	0-0	0-0	1-1	2	1	2	1	0	4	22	4
Boston College	22-7	1-2	0-0	0-0	0-1	1	1	1	0	4	1	26	2
at Pitt	23-8	2-5	0-0	0-0	3-4	7	5	1	0	1	1	27	4
Virginia Tech	24-9	5-7	0-1	4-4	3-1	4	1	1	1	1	4	23	14
at Duke	25-10	4-6	0-0	0-0	3-2	5	0	0	0	0	4	12	8
NC State	26-11	3-6	0-0	0-0	3-10	13	3	1	1	0	1	33	6
at Miami	27-12	1-4	0-0	1-1	1-5	6	0	2	1	1	1	29	3
North Carolina	28-13	3-7	0-0	2-2	1-4	5	1	0	1	2	4	30	8
at Clemson	29-14	1-3	0-0	2-4	1-1	2	0	2	0	0	2	15	4
Louisville	30-14	0-1	0-0	0-0	1-1	2	0	2	0	0	2	19	0
vs. Georgia Tech	31-15	1-3	0-0	1-2	2-2	4	3	2	1	2	3	28	3
vs. Miami	32-16	4-4	0-0	0-0	3-4	7	0	0	1	2	3	22	8
vs. North Carolina	33-17	1-3	0-1	0-0	3-1	4	1	0	1	0	2	22	2

CAREER HIGHS

Points	14 vs. Virginia Tech (2/9/16)
FGs	5 vs. Virginia Tech (2/9/16)
3FGs	1, 2x - last vs. Georgia Tech (1/22/15)
FTs	4 vs. Virginia Tech (2/9/16)
Rebounds	9 at Wake Forest (2/25/15)
Assists	5 at Pitt (2/6/16)
Turnovers	2, 9x - last vs. Georgia Tech (3/10/16)
Blocks	4 at Virginia Tech (1/4/16)
Steals	4, 3x - last vs. Boston College (2/3/16)
Minutes	33 vs. NC State (2/15/16)

SEASON HIGHS

Points	14 vs. Virginia Tech (2/9/16)
FGs	5 vs. Virginia Tech (2/9/16)
3FGs	-
FTs	4 vs. Virginia Tech (2/9/16)
Rebounds	8, 2x - last at Virginia Tech (1/4/16)
Assists	5 at Pitt (2/6/16)
Turnovers	2, 6x - last vs. Georgia Tech (3/10/16)
Blocks	4 at Virginia Tech (1/4/16)
Steals	4, 3x - last vs. Boston College (2/3/16)
Minutes	33 vs. NC State (2/15/16)

CAREER STATISTICS

Year	G-GS	Min-Avg.	FG-FGA	Pct.	3FG-3FGA	Pct.	FT-FTA	Pct.	Off-Def.	Reb-Avg.	PF-DQ	Ast	TO	Blk	Stl	Pts-Avg
2014-15	28-0	264-9.4	19-48	.396	2-3	.667	6-11	.545	19-50	69-2.5	26-0	11	15	18	5	46-1.6
2015-16	33-17	714-21.6	62-121	.512	0-3	.000	28-43	.651	49-87	136-4.1	67-0	46	24	25	28	152-4.6
TOTAL	61-17	978-16.0	81-169	.479	2-6	.333	34-54	.630	68-137	205-3.4	93-0	57	39	43	33	198-3.2

CAREER ACC STATISTICS

Year	G-GS	Min-Avg.	FG-FGA	Pct.	3FG-3FGA	Pct.	FT-FTA	Pct.	Off-Def.	Reb-Avg.	PF-DQ	Ast	TO	Blk	Stl	Pts-Avg
2014-15	16-0	155-9.7	12-27	.444	2-3	.667	1-3	.333	10-25	35-2.2	12-0	6	7	8	2	27-1.7
2015-16	18-11	397-22.1	34-72	.472	0-1	.000	14-20	.700	22-49	71-3.9	41-0	28	18	11	11	82-4.6
TOTAL	34-11	552-16.2	46-99	.465	2-4	.500	15-23	.652	32-74	106-3.1	53-0	34	25	19	13	109-3.2

CAREER NCAA TOURNAMENT STATISTICS

Year	G-GS	Min-Avg.	FG-FGA	Pct.	3FG-3FGA	Pct.	FT-FTA	Pct.	Off-Def.	Reb-Avg.	PF-DQ	Ast	TO	Blk	Stl	Pts-Avg
2015	1-0	5-5.0	0-1	.000	0-0	.000	0-0	.000	0-2	2-2.0	0-0	0	0	0	0	0-0.0



31 JARRED REUTER

Forward • 6-7 • 243
Freshman
Marion, Mass. • Brewster Academy

2015-16 HIGHLIGHTS

- Averaging 1.7 points and 1.0 rebounds per game
- Has played 24 games
- Scored eight points and added six rebounds in his college debut vs. Morgan State (11/13/15)
- Grabbed team-high six rebounds in 11 minutes of action vs. Long Beach State (11/20/15)
- Tallied career highs in points (11), minutes (16) and FTs (5) vs. California (12/22/15)
- Scored three points vs. NC State (2/15/16)
- Scored four points at Miami (2/22/16)

2015-16 GAME-BY-GAME

Opponent	GP-GS	FG	3FG	FT	O-D	Reb	A	TO	Blk	Stl	PF	Min	Pts
Morgan State	1-0	4-7	0-0	0-0	3-3	6	1	0	0	0	1	10	8
at George Wash.	DNP												
vs. Bradley	2-0	2-3	0-0	0-0	0-2	2	2	2	0	0	2	11	4
vs. Long Beach St	3-0	1-3	0-0	0-0	2-4	6	1	0	0	0	1	11	2
vs. George Mason	4-0	0-1	0-0	0-0	0-0	0	0	0	0	0	1	3	0
Lehigh	5-0	0-1	0-0	0-0	0-1	1	0	0	0	0	0	6	0
at Ohio State	DNP												
William & Mary	6-0	0-1	0-0	0-0	0-0	0	0	0	0	0	0	1	0
vs. West Virginia	7-0	0-0	0-0	0-0	0-0	0	0	0	0	0	1	5	0
Villanova	8-0	1-2	0-0	0-0	1-0	1	0	0	0	0	0	2	2
California	9-0	3-4	0-0	5-6	1-1	2	0	0	0	0	2	16	11
Oakland	10-0	1-1	0-0	0-1	0-0	0	0	0	0	0	5	4	2
Notre Dame	DNP												
at Virginia Tech	11-0	1-2	0-0	0-0	1-1	2	0	1	0	0	2	4	2
at Georgia Tech	12-0	1-2	0-0	0-0	0-0	0	0	0	0	0	0	5	2
Miami	DNP												
at Florida State	DNP												
Clemson	13-0	0-0	0-0	0-0	0-1	1	0	0	0	0	2	7	0
Syracuse	DNP												
at Wake Forest	14-0	0-2	0-0	0-0	0-0	0	0	0	0	0	0	3	0
at Louisville	15-0	0-0	0-0	0-0	0-0	0	0	0	0	0	0	1	0
Boston College	16-0	0-0	0-0	0-0	0-2	2	0	2	0	0	2	4	0
at Pitt	17-0	0-2	0-0	0-0	1-0	1	0	1	0	1	2	7	0
Virginia Tech	18-0	0-0	0-0	0-0	0-0	0	0	0	0	0	0	2	0
at Duke	DNP												
NC State	19-0	1-2	0-0	1-1	0-0	0	0	0	0	0	1	2	3
at Miami	20-0	1-1	0-0	2-2	1-0	1	0	0	0	0	1	5	4
North Carolina	21-0	0-0	0-0	0-0	0-0	0	0	0	0	0	1	5	0
at Clemson	22-0	0-1	0-0	0-0	0-0	0	0	0	0	0	0	2	0
Louisville	23-0	0-0	0-0	0-0	0-0	0	0	0	0	0	0	1	0
vs. Georgia Tech	24-0	0-0	0-0	0-0	0-0	0	0	0	0	0	0	1	0
vs. Miami	DNP												
vs. North Carolina	DNP												

CAREER/SEASON HIGHS

Points	11 vs. California (12/22/15)
FGs	4 vs. Morgan State (11/13/15)
3FGs	–
FTs	5 vs. California (12/22/15)
Rebounds	6, 2x - last vs. Long Beach State (11/20/15)
Assists	2 vs. Bradley (11/19/15)
Turnovers	2, 2x - last vs. Boston College (2/3/16)
Blocks	–
Steals	1 at Pitt (2/6/16)
Minutes	16 vs. California (12/22/15)

CAREER STATISTICS

Year	G-GS	Min-Avg.	FG-FGA	Pct.	3FG-3FGA	Pct.	FT-FTA	Pct.	Off-Def.	Reb-Avg.	PF-DQ	Ast	TO	Blk	Stl	Pts-Avg
2015-16	24-0	118-4.9	16-35	.457	0-0	.000	8-10	.800	10-15	25-1.0	24-1	4	6	0	1	40-1.7
TOTAL	24-0	118-4.9	16-35	.457	0-0	.000	8-10	.800	10-15	25-1.0	24-1	4	6	0	1	40-1.7

CAREER ACC STATISTICS

Year	G-GS	Min-Avg.	FG-FGA	Pct.	3FG-3FGA	Pct.	FT-FTA	Pct.	Off-Def.	Reb-Avg.	PF-DQ	Ast	TO	Blk	Stl	Pts-Avg
2015-16	13-0	48-3.7	4-12	.333	0-0	.000	3-3	1.000	3-4	7-0.5	11-0	0	4	0	1	11-0.8
TOTAL	13-0	48-3.7	4-12	.333	0-0	.000	3-3	1.000	3-4	7-0.5	11-0	0	4	0	1	11-0.8



32 LONDON PERRANTES

Guard • 6-2 • 192
Junior
Los Angeles, Calif. • Crespi Caremlite

NCAA TOURNAMENT HIGHLIGHTS

- Has played in five NCAA Tournament games
- Scored 12 points and dished out six assists in 2014 tournament game against Coastal Carolina

2015-16 HIGHLIGHTS

- Honorable Mention All-ACC honoree
- Named to ACC All-Tournament Team (Second Team)
- Has started 31 games, missing two games from Dec. 1-8 with an appendectomy
- Averaging career highs in points (11.0), field goal percentage (44.1%) and 3-point field goal percentage (48.1%)
- Leads the team in assists (4.4 per game) and steals (1.1 per game)
- Ranks first in ACC in 3-point percentage, fifth in assist/turnover ratio (2.34) and eighth in assists
- Scored 12 points and dished out eight assists vs. Bradley (11/19/15)
- Scored 15 points on 6-9 shooting vs. Long Beach State (11/20/15)
- Scored 16 points and recorded a career-high 11 assists for his second career double-double vs. George Mason (11/22/15)
- Named Tournament MVP of the 2015 Gildan Charleston Classic
- Scored 13 points (5-6 FG, 3-3 3FG) in first game back from appendectomy vs. WVU (12/8/15)
- Nailed game-winning 3-pointer in overtime vs. California (12/22/15)
- Made career-high seven 3-pointers en route to season-high 22 points at Virginia Tech (1/4/16)
- Recorded a career-high four steals and added 16 points and seven assists vs. Syracuse (1/24/16)
- Scored 19 points on 6-11 shooting (5-8 3FGs) and dished out five assists vs. NC State (2/15/16)
- Scored eight points and added eight assists in ACC quarters against Georgia Tech (3/10/16)

2015-16 GAME-BY-GAME

Opponent	GP-GS	FG	3FG	FT	O-D	Reb	A	TO	Blk	Stl	PF	Min	Pts
Morgan State	1-1	2-5	2-3	0-0	0-3	3	1	1	1	0	21	6	
at George Wash.	2-2	2-8	1-4	0-0	1-1	2	2	3	0	2	1	33	5
vs. Bradley	3-3	4-7	2-3	2-2	0-1	1	8	2	1	2	1	28	12
vs. Long Beach St	4-4	6-9	3-6	0-0	1-3	4	2	0	0	0	2	25	15
vs. George Mason	5-5	5-6	3-4	3-4	1-3	4	11	1	0	1	3	33	16
Lehigh	6-6	2-8	0-3	2-2	1-2	3	8	0	1	2	0	29	6
at Ohio State	DNP												
William & Mary	DNP												
vs. West Virginia	7-7	5-6	3-3	0-0	0-3	3	4	5	0	1	3	30	13
Villanova	8-8	5-10	3-4	6-7	2-2	4	1	4	0	1	2	34	19
California	9-9	4-9	2-3	0-0	0-3	3	6	0	0	1	0	42	10
Oakland	10-10	3-6	2-4	1-2	0-0	0	3	0	0	0	2	22	9
Notre Dame	11-11	1-5	1-3	0-0	0-5	5	5	2	0	0	2	35	3
at Virginia Tech	12-12	7-12	7-9	1-2	0-3	3	2	2	0	1	3	37	22
at Georgia Tech	13-13	4-9	1-4	4-4	0-4	4	4	2	0	0	0	32	13
Miami	14-14	3-5	1-2	6-6	0-4	4	2	3	0	0	2	33	13
at Florida State	15-15	4-13	4-7	7-8	1-3	4	4	4	0	1	3	37	19
Clemson	16-16	2-6	0-1	2-7	0-6	6	4	0	0	1	0	33	6
Syracuse	17-17	5-9	4-8	2-2	0-1	1	7	4	0	4	2	37	16
at Wake Forest	18-18	2-8	0-3	4-4	1-3	4	5	2	0	2	1	35	8
at Louisville	19-19	2-5	2-5	3-4	0-3	3	5	2	0	1	0	35	9
Boston College	20-20	2-4	1-3	0-0	0-2	2	4	0	0	1	1	29	5
at Pitt	21-21	5-9	4-5	0-0	0-2	2	3	1	0	1	1	34	14
Virginia Tech	22-22	1-4	1-1	3-3	0-5	5	4	2	0	1	1	32	6
at Duke	23-23	3-6	0-0	2-2	0-3	3	2	2	0	1	1	39	8
NC State	24-24	6-11	5-8	2-2	0-1	1	5	4	0	1	2	34	19
at Miami	25-25	3-11	1-5	2-2	3-0	3	7	0	0	0	0	35	9
North Carolina	26-26	3-10	2-5	4-4	0-1	1	6	3	0	1	0	37	12
at Clemson	27-27	4-9	3-8	2-2	2-2	4	4	1	0	2	0	35	13
Louisville	28-28	3-6	2-4	0-1	0-4	4	4	5	0	3	1	36	8
vs. Georgia Tech	29-29	3-8	2-5	0-0	0-2	2	8	2	0	0	0	32	8
vs. Miami	30-30	5-9	1-4	0-2	0-2	2	3	0	0	2	1	34	11
vs. North Carolina	31-31	3-14	2-8	0-0	1-1	2	2	1	0	0	1	34	8

CAREER HIGHS

Points	26 at Miami (1/3/15)
FGs	7 at Virginia Tech (1/4/16)
3FGs	7 at Virginia Tech (1/4/16)
FTs	11 at Miami (1/3/15)
Rebounds	6, 3x - last vs. Clemson (1/19/16)
Assists	11 vs. George Mason (11/22/15)
Turnovers	5, 2x - last vs. Louisville (3/5/16)
Blocks	1, 14x - last vs. Lehigh (11/25/15)
Steals	4 vs. Syracuse (1/24/16)
Minutes	45 at Miami (1/3/15)

SEASON HIGHS

Points	22 at Virginia Tech (1/4/16)
FGs	7 at Virginia Tech (1/4/16)
3FGs	7 at Virginia Tech (1/4/16)
FTs	7 at Florida State (1/17/16)
Rebounds	6 vs. Clemson (1/19/16)
Assists	11 vs. George Mason (11/22/15)
Turnovers	5, 2x - last vs. Louisville (3/5/16)
Blocks	1, 3x - last vs. Lehigh (11/25/15)
Steals	4 vs. Syracuse (1/24/16)
Minutes	42 vs. California (12/22/15)

CAREER STATISTICS


Year	G-GS	Min-Avg.	FG-FGA	Pct.	3FG-3FGA	Pct.	FT-FTA	Pct.	Off-Def.	Reb-Avg.	PF-DQ	Ast	TO	Blk	Stl	Pts-Avg
2013-14	37-33	1105-29.9	61-159	.384	38-87	.437	43-50	.860	8-73	81-2.2	62-0	140	40	4	33	203-5.5
2014-15	32-32	1065-33.3	67-189	.354	30-95	.316	42-54	.778	7-77	84-2.6	42-0	148	49	7	25	206-6.4
2015-16	31-31	1022-33.0	109-247	.441	65-135	.481	58-72	.806	14-78	92-3.0	36-0	136	58	3	34	341-11.0
TOTAL	100-96	3192-31.9	237-595	.398	133-317	.420	143-176	.813	29-228	257-2.6	140-0	424	147	14	92	750-7.5

CAREER ACC STATISTICS

Year	G-GS	Min-Avg.	FG-FGA	Pct.	3FG-3FGA	Pct.	FT-FTA	Pct.	Off-Def.	Reb-Avg.	PF-DQ	Ast	TO	Blk	Stl	Pts-Avg
2013-14	18-18	542-30.1	37-79	.468	21-41	.512	14-18	.778	5-39	44-2.4	27-0	76	17	2	16	109-6.1
2014-15	17-17	585-34.4	47-120	.392	23-63	.365	25-32	.781	4-46	50-2.9	25-0	85	27	5	17	142-8.4
2015-16	18-18	625-34.7	60-142	.423	39-81	.481	44-53	.830	7-52	59-3.3	20-0	77	39	0	21	203-11.3
TOTAL	53-53	1752-33.1	144-341	.422	83-185	.449	83-103	.806	16-137	153-2.9	72-0	238	83	7	54	454-8.6

CAREER NCAA TOURNAMENT STATISTICS

Year	G-GS	Min-Avg.	FG-FGA	Pct.	3FG-3FGA	Pct.	FT-FTA	Pct.	Off-Def.	Reb-Avg.	PF-DQ	Ast	TO	Blk	Stl	Pts-Avg
2014	3-3	105-35.0	8-17	.471	6-11	.545	5-5	1.000	0-3	3-1.0	3-0	12	2	1	1	27-9.0
2015	2-2	69-34.5	6-17	.353	1-7	.143	1-2	.500	2-8	10-5.0	3-0	5	2	1	0	14-7.0
TOTAL	5-5	174-34.8	14-34	.412	7-18	.389	6-7	.857	2-11	13-2.6	6-0	17	4	2	1	41-8.2



33 JACK SALT

Center • 6-11 • 250
Redshirt Freshman
Auckland, New Zealand • Westlake

2015-16 HIGHLIGHTS

- Averaging 1.7 points and 1.2 rebounds per game
- Played 20 games, including nine starts
- Scored five points and added three rebounds in his college debut vs. Morgan State (11/13/15)
- Scored six points and grabbed four rebounds vs. Bradley (11/19/15)
- Scored four points and blocked two shots in his first start vs. George Mason (11/22/15)
- Scored four points at Florida State (1/17/16)

2015-16 GAME-BY-GAME

Opponent	GP-GS	FG	3FG	FT	O-D	Reb	A	TO	Blk	Stl	PF	Min	Pts
Morgan State	1-0	2-3	0-0	1-2	3-0	3	0	1	0	0	2	8	5
at George Wash.	2-0	0-1	0-0	0-0	1-0	1	0	0	1	0	3	4	0
vs. Bradley	3-0	3-4	0-0	0-0	3-1	4	0	0	0	0	3	11	6
vs. Long Beach St	4-0	3-3	0-0	0-1	1-0	1	0	2	0	0	1	13	6
vs. George Mason	5-1	2-4	0-0	0-0	0-1	1	0	1	2	1	3	18	4
Lehigh	6-2	0-1	0-0	0-0	0-1	1	0	1	0	0	2	11	0
at Ohio State	7-3	1-3	0-0	0-0	1-0	1	0	1	0	0	0	9	2
William & Mary	DNP												
vs. West Virginia	8-4	1-2	0-0	0-0	1-0	1	0	1	0	0	1	7	2
Villanova	DNP												
California	DNP												
Oakland	9-4	0-1	0-0	0-0	0-0	0	0	0	0	0	1	3	0
Notre Dame	DNP												
at Virginia Tech	DNP												
at Georgia Tech	10-4	0-2	0-0	0-0	1-1	2	0	0	1	0	1	8	0
Miami	11-5	0-1	0-0	0-0	1-2	3	0	1	1	0	1	8	0
at Florida State	12-6	2-2	0-0	0-0	1-0	1	0	0	0	0	3	9	4
Clemson	13-7	1-2	0-0	0-0	1-1	2	0	0	0	0	0	8	2
Syracuse	14-8	1-1	0-0	0-1	0-2	2	0	1	0	0	0	4	2
at Wake Forest	15-9	0-0	0-0	0-0	0-0	0	0	0	0	0	2	4	0
at Louisville	16-9	0-0	0-0	0-0	0-0	0	0	0	0	0	0	1	0
Boston College	17-9	0-0	0-0	0-0	0-0	0	0	1	0	0	1	5	0
at Pitt	DNP												
Virginia Tech	DNP												
at Duke	DNP												
NC State	18-9	0-1	0-0	0-0	0-1	1	0	0	0	0	1	2	0
at Miami	DNP												
North Carolina	DNP												
at Clemson	DNP												
Louisville	19-9	0-0	0-0	0-0	0-0	0	0	0	0	0	0	1	0
vs. Georgia Tech	20-9	0-1	0-0	0-0	0-0	0	0	0	0	0	0	1	0
vs. Miami	DNP												
vs. North Carolina	DNP												

CAREER/SEASON HIGHS

Points	6, 2x - last vs. Long Beach State (11/20/15)
FGs	3, 2x - last vs. Long Beach State (11/20/15)
3FGs	-
FTs	1 vs. Morgan State (11/13/15)
Rebounds	4 vs. Bradley (11/19/15)
Assists	-
Turnovers	2 vs. Long Beach State (11/20/15)
Blocks	2 vs. George Mason (11/22/15)
Steals	1 vs. George Mason (11/22/15)
Minutes	18 vs. George Mason (11/22/15)

CAREER STATISTICS

Year	G-GS	Min-Avg.	FG-FGA	Pct.	3FG-3FGA	Pct.	FT-FTA	Pct.	Off-Def.	Reb-Avg.	PF-DQ	Ast	TO	Blk	Stl	Pts-Avg
2015-16	20-9	135-6.8	16-32	.500	0-0	.000	1-4	.250	14-10	24-1.2	25-0	0	10	5	1	33-1.7
TOTAL	20-9	135-6.8	16-32	.500	0-0	.000	1-4	.250	14-10	24-1.2	25-0	0	10	5	1	33-1.7

CAREER ACC STATISTICS

Year	G-GS	Min-Avg.	FG-FGA	Pct.	3FG-3FGA	Pct.	FT-FTA	Pct.	Off-Def.	Reb-Avg.	PF-DQ	Ast	TO	Blk	Stl	Pts-Avg
2015-16	10-5	50-5.0	4-9	.444	0-0	.000	0-1	.000	4-7	11-1.1	9-0	0	3	2	0	8-0.8
TOTAL	10-5	50-5.0	4-9	.444	0-0	.000	0-1	.000	4-7	11-1.1	9-0	0	3	2	0	8-0.8



51 DARIUS THOMPSON

Guard • 6-4 • 196
Redshirt Sophomore
Murfreesboro, Tenn. • Blackman/Tennessee

NCAA TOURNAMENT HIGHLIGHTS

- Played in three games off bench for Tennessee during Volunteers' Sweet 16 run in 2014
- Ironically, the first two games also were played in Raleigh at PNC Arena – wins over UMass and Mercer
- Played 26 minutes off bench in 73-71 Sweet 16 loss to Michigan

2015-16 HIGHLIGHTS

- Averaging 4.4 points and 1.6 assists per game
- Fourth on team with 23 steals and 49 assists
- Has scored in double figures in six games
- Scored 12 points and added four assists, three steals, and a career-high six rebounds vs. Morgan State (11/13/15)
- Tallied 12 points on 5-7 FG shooting, including 2-4 3FGs, vs. Lehigh (11/25/15)
- Logged a career-high 36 minutes and recorded 12 points and six assists at Ohio State (12/1/15)
- Matched a season high with 12 points and 36 minutes, and collected a season-high four steals vs. William & Mary (12/5/15)
- Scored 11 points (4-4 FG, 2-2 3FG) vs. Villanova (12/19/15)
- Made the game-winning 3-pointer as time expired at Wake Forest (1/26/16)

2015-16 GAME-BY-GAME

Opponent	GP-GS	FG	3FG	FT	O-D	Reb	A	TO	Blk	Stl	PF	Min	Pts
Morgan State	1-1	4-6	1-2	3-3	1-5	6	4	0	0	3	1	23	12
at George Wash.	2-2	2-6	1-4	0-0	1-1	2	1	1	0	1	5	23	5
vs. Bradley	3-2	2-3	0-0	2-2	1-1	2	1	1	0	0	3	14	6
vs. Long Beach St	4-2	1-4	1-2	0-0	0-2	2	1	1	0	1	1	19	3
vs. George Mason	5-2	1-1	0-0	2-2	0-2	2	0	1	1	1	2	20	4
Lehigh	6-2	5-7	2-4	0-1	1-1	2	3	2	1	1	2	22	12
at Ohio State	7-3	5-8	2-3	0-0	0-2	2	6	2	0	0	1	36	12
William & Mary	8-4	5-10	0-2	2-3	0-3	3	2	0	0	4	1	36	12
vs. West Virginia	9-5	4-7	0-1	2-2	1-1	2	2	4	0	0	3	28	10
Villanova	10-6	4-4	2-2	1-2	0-0	0	1	1	0	0	4	22	11
California	11-7	2-4	1-2	0-0	0-0	0	2	1	0	1	2	29	5
Oakland	12-8	1-7	0-2	4-5	0-3	3	1	2	0	3	0	30	6
Notre Dame	13-9	3-4	0-1	1-2	0-2	2	1	1	0	2	1	29	7
at Virginia Tech	14-10	0-3	0-2	0-0	0-1	1	1	2	0	2	0	23	0
at Georgia Tech	15-10	0-1	0-0	3-4	1-1	2	2	0	0	0	2	14	3
Miami	16-10	1-1	0-0	2-2	1-1	2	3	0	0	0	1	19	4
at Florida State	17-10	1-1	0-0	0-0	0-1	1	1	0	0	0	4	17	2
Clemson	18-10	1-2	0-1	0-0	0-2	2	2	1	0	0	0	19	2
Syracuse	19-10	0-2	0-1	0-0	0-0	0	1	0	0	0	2	7	0
at Wake Forest	20-10	1-1	1-1	0-0	0-0	0	1	1	0	0	2	8	3
at Louisville	21-10	2-2	0-0	0-0	0-0	0	2	2	1	1	2	21	4
Boston College	22-10	1-2	0-1	0-0	0-1	1	1	2	1	0	2	15	2
at Pitt	23-10	0-0	0-0	0-0	0-1	1	2	0	0	1	1	10	0
Virginia Tech	24-10	1-1	0-0	1-2	0-2	2	3	0	1	0	1	17	3
at Duke	25-10	0-2	0-1	0-0	0-1	1	1	1	0	1	2	22	0
NC State	26-10	0-1	0-1	0-0	0-0	0	1	1	0	1	1	6	0
at Miami	27-10	2-4	0-2	0-0	0-0	0	2	0	0	0	0	18	4
North Carolina	28-10	0-1	0-1	0-0	0-0	0	0	1	0	0	2	4	0
at Clemson	29-10	0-1	0-0	0-0	0-0	0	0	0	0	0	0	9	0
Louisville	30-10	0-0	0-0	0-0	0-0	0	1	1	0	0	1	12	0
vs. Georgia Tech	31-10	1-1	0-0	0-0	0-0	0	1	0	0	1	2	11	2
vs. Miami	32-10	1-4	1-1	3-6	1-1	2	0	1	0	2	0	17	6
vs. North Carolina	33-10	0-0	0-0	0-0	0-0	0	0	0	0	0	1	9	0

CAREER HIGHS

Points	16 vs. Wake Forest (11/30/13)*
FGs	5, 3x - last vs W&M (12/5/15)
3FGs	2, 3x - last vs. Villanova (12/19/15)
FTs	9 vs. Wake Forest (11/30/13)*
Rebounds	6 vs. Morgan State (11/13/15)
Assists	9 vs. Tusculum (1/4/14)*
Turnovers	4 vs. West Virginia (12/8/15)
Blocks	1, 13x - last vs. Virginia Tech (2/9/16)
Steals	5 vs. Tennessee State (11/22/13)*
Minutes	36, 2x - last vs. W&M (12/5/15)

* denotes at Tennessee

SEASON HIGHS

Points	12, 4x - last vs. William & Mary (12/5/15)
FGs	5, 3x - last vs. William & Mary (12/5/15)
3FGs	2, 3x - last vs. Ohio State (12/1/15)
FTs	4 vs. Oakland (12/30/15)
Rebounds	6 vs. Morgan State (11/13/15)
Assists	6 at Ohio State (12/1/15)
Turnovers	4 vs. West Virginia (12/8/15)
Blocks	1, 5x - last vs. Virginia Tech (2/9/16)
Steals	4 vs. William & Mary (12/5/15)
Minutes	36, 2x - last vs. William & Mary (12/5/15)

* denotes at Tennessee

CAREER STATISTICS (AT TENNESSEE)

Year	G-GS	Min-Avg.	FG-FGA	Pct.	3FG-3FGA	Pct.	FT-FTA	Pct.	Off-Def.	Reb-Avg.	PF-DQ	Ast	TO	Blk	Stl	Pts-Avg
2013-14	37-10	620-16.8	32-84	.381	8-41	.195	23-31	.742	11-62	73-2.0	56-2	87	34	8	36	95-2.6
SEC	18-8	290-16.1	16-42	.381	5-23	.217	4-8	.500	5-31	36-2.0	26-0	39	19	1	14	41-2.3

CAREER STATISTICS (AT VIRGINIA)

Year	G-GS	Min-Avg.	FG-FGA	Pct.	3FG-3FGA	Pct.	FT-FTA	Pct.	Off-Def.	Reb-Avg.	PF-DQ	Ast	TO	Blk	Stl	Pts-Avg
2015-16	33-10	609-18.5	51-101	.505	12-37	.324	26-36	.722	8-35	43-1.3	51-1	50	29	5	26	140-4.2
TOTAL	33-10	609-18.5	51-101	.505	12-37	.324	26-36	.722	8-35	43-1.3	51-1	50	29	5	26	140-4.2

CAREER ACC STATISTICS

Year	G-GS	Min-Avg.	FG-FGA	Pct.	3FG-3FGA	Pct.	FT-FTA	Pct.	Off-Def.	Reb-Avg.	PF-DQ	Ast	TO	Blk	Stl	Pts-Avg
2015-16	18-2	270-15.0	13-29	.448	1-12	.083	7-10	.700	2-13	15-0.8	24-0	25	13	3	8	34-1.9
TOTAL	18-2	270-15.0	13-29	.448	1-12	.083	7-10	.700	2-13	15-0.8	24-0	25	13	3	8	34-1.9

CAREER NCAA TOURNAMENT STATISTICS (AT TENNESSEE)

Year	G-GS	Min-Avg.	FG-FGA	Pct.	3FG-3FGA	Pct.	FT-FTA	Pct.	Off-Def.	Reb-Avg.	PF-DQ	Ast	TO	Blk	Stl	Pts-Avg
2014	3-0	52-17.3	2-7	.286	0-1	.000	2-2	1.000	2-4	6-2.0	0-0	6	2	0	3	6-2.0
TOTAL	3-0	52-17.3	2-7	.286	0-1	.000	2-2	1.000	2-4	6-2.0	0-0	6	2	0	3	6-2.0

COLLEGIATE TOTALS

Years	G-GS	Min-Avg.	FG-FGA	Pct.	3FG-3FGA	Pct.	FT-FTA	Pct.	Off-Def.	Reb-Avg.	PF-DQ	Ast	TO	Blk	Stl	Pts-Avg
2014-16	70-20	1229-17.6	83-185	.449	20-78	.256	49-67	.731	19-97	116-1.7	105-3	137	63	13	62	235-3.4



2 JUSTICE BARTLEY

Guard • 6-5 • 209
Freshman
Lilburn, Ga. • Montrose Christian (Md.)

2015-16 HIGHLIGHTS

- Freshman walk-on played in eight games off bench
- Saw action in four ACC contests
- Grabbed two rebounds and played three minutes in season opener against Morgan State

2015-16 GAME-BY-GAME

Opponent	GP-GS	FG	3FG	FT	O-D	Reb	A	TO	Blk	Stl	PF	Min	Pts
Morgan State	1-0	0-1	0-0	0-0	1-1	2	0	2	0	0	0	3	0
at George Wash.	DNP												
vs. Bradley	DNP												
vs. Long Beach St	DNP												
vs. George Mason	DNP												
Lehigh	2-0	0-0	0-0	0-0	0-0	0	0	0	0	0	0	2	0
at Ohio State	DNP												
William & Mary	3-0	0-0	0-0	0-0	0-0	0	0	0	0	0	0	1	0
vs. West Virginia	DNP												
Villanova	DNP												
California	DNP												
Oakland	DNP												
Notre Dame	DNP												
at Virginia Tech	DNP												
at Georgia Tech	DNP												
Miami	DNP												
at Florida State	DNP												
Clemson	DNP												
Syracuse	DNP												
at Wake Forest	DNP												
at Louisville	4-0	0-0	0-0	0-0	0-0	0	0	2	0	0	1	1	0
Boston College	5-0	0-1	0-0	0-0	0-0	0	0	0	0	0	0	2	0
at Pitt	6-0	0-0	0-0	0-0	0-0	0	0	0	0	0	0	1	0
Virginia Tech	DNP												
at Duke	DNP												
NC State	DNP												
at Miami	DNP												
North Carolina	DNP												
at Clemson	DNP												
Louisville	7-0	0-0	0-0	0-0	0-0	0	1	0	0	0	0	1	0
vs. Georgia Tech	8-0	0-0	0-0	0-0	0-1	1	0	1	0	0	0	1	0
vs. Miami	DNP												
vs. North Carolina	DNP												

CAREER/SEASON HIGHS

Points	–
FGs	–
3FGs	–
FTs	–
Rebounds	2 vs. Morgan State (11/13/15)
Assists	1 vs. Louisville (3/5/16)
Turnovers	2 vs. Morgan State (11/13/15)
Blocks	–
Steals	–
Minutes	3 vs. Morgan State (11/13/15)



24 CAID KIRVEN

Guard • 6-9 • 228
Senior
Raleigh, N.C. • Woodbury Forest

2015-16 HIGHLIGHTS

- Senior played in 12 games off bench
- Saw action in five ACC contests
- Hit first career 3-pointer on Senior Night against Louisville (3/5/16)
- Scored two points against Lehigh (11/25/15)

2015-16 GAME-BY-GAME

Opponent	GP-GS	FG	3FG	FT	O-D	Reb	A	TO	Blk	Stl	PF	Min	Pts	
Morgan State	1-0	0-0	0-0	0-0	0-0	0	0	0	0	0	0	3	0	
at George Wash.	DNP													
vs. Bradley	2-0	0-1	0-1	0-0	0-0	0	0	1	0	0	1	2	0	
vs. Long Beach St	3-0	0-0	0-0	0-0	0-0	0	0	0	0	0	0	1	2	0
vs. George Mason	DNP													
Lehigh	4-0	1-1	0-0	0-0	0-1	1	0	0	0	0	0	2	2	
at Ohio State	DNP													
William & Mary	5-0	0-0	0-0	0-0	0-0	0	0	0	0	0	0	1	0	
vs. West Virginia	DNP													
Villanova	DNP													
California	DNP													
Oakland	6-0	0-0	0-0	0-0	0-0	0	0	0	0	0	0	1	0	
Notre Dame	DNP													
at Virginia Tech	DNP													
at Georgia Tech	DNP													
Miami	DNP													
at Florida State	DNP													
Clemson	DNP													
Syracuse	DNP													
at Wake Forest	DNP													
at Louisville	7-0	0-0	0-0	0-0	0-0	0	0	0	0	0	0	1	0	
Boston College	8-0	0-1	0-0	0-0	1-0	1	0	0	0	0	0	1	0	
at Pitt	9-0	0-0	0-0	0-0	0-0	0	0	0	0	0	0	1	0	
Virginia Tech	DNP													
at Duke	DNP													
NC State	10-0	0-0	0-0	0-0	0-0	0	0	0	0	0	0	1	0	
at Miami	DNP													
North Carolina	DNP													
at Clemson	DNP													
Louisville	11-0	1-1	1-1	0-0	0-0	0	0	0	0	0	0	1	3	
vs. Georgia Tech	12-0	0-1	0-1	0-0	0-0	0	0	0	0	0	0	1	0	
vs. Miami	DNP													
vs. North Carolina	DNP													

CAREER/SEASON HIGHS

Points	3 vs. Louisville (3/5/16)
FGs	1, 5x - last vs. Louisville (3/5/16)
3FGs	1 vs. Louisville (3/5/16)
FTs	–
Rebounds	3 vs. Tennessee State (11/25/14)
Assists	–
Turnovers	1, 6x - last vs. Bradley (11/19/15)
Blocks	–
Steals	–
Minutes	5, 3x - last vs. Tennessee State (11/25/14)



34 JEFF JONES

Guard • 6-6 • 213

Junior

Charlottesville, Va. • St. Anne's-Belfield School

2015-16 HIGHLIGHTS

- Senior played in 10 games off bench
- Saw action in four ACC contests
- Played season-high four minutes in win over Morgan State (11/13/15)

2015-16 GAME-BY-GAME

Opponent	GP-GS	FG	3FG	FT	O-D	Reb	A	TO	Blk	Stl	PF	Min	Pts
Morgan State	1-0	0-1	0-1	0-0	0-0	0	1	0	0	0	2	4	0
at George Wash.	DNP												
vs. Bradley	2-0	0-0	0-0	0-0	0-0	0	0	1	0	0	1	2	0
vs. Long Beach St	3-0	0-1	0-1	0-0	0-0	0	0	0	0	0	0	2	0
vs. George Mason	DNP												
Lehigh	4-0	0-1	0-1	0-0	0-0	0	0	0	0	0	1	2	0
at Ohio State	DNP												
William & Mary	5-0	0-0	0-0	0-0	0-0	0	0	0	0	0	0	1	0
vs. West Virginia	DNP												
Villanova	DNP												
California	DNP												
Oakland	DNP												
Notre Dame	DNP												
at Virginia Tech	DNP												
at Georgia Tech	DNP												
Miami	DNP												
at Florida State	DNP												
Clemson	DNP												
Syracuse	DNP												
at Wake Forest	DNP												
at Louisville	6-0	0-0	0-0	0-0	0-0	0	0	0	0	0	0	1	0
Boston College	7-0	0-0	0-0	0-0	0-0	0	0	0	0	0	0	1	0
at Pitt	8-0	0-0	0-0	0-0	0-0	0	0	0	0	0	0	1	0
Virginia Tech	DNP												
at Duke	DNP												
NC State	DNP												
at Miami	DNP												
North Carolina	DNP												
at Clemson	DNP												
Louisville	9-0	0-0	0-0	0-0	0-0	0	0	0	0	0	0	1	0
vs. Georgia Tech	10-0	0-0	0-0	0-0	0-0	0	0	0	0	0	0	1	0
vs. Miami	DNP												
vs. North Carolina	DNP												

CAREER HIGHS

Points	2, 2x - last vs. Georgia Tech (1/22/15)
FGs	1, 2x - last vs. Georgia Tech (1/22/15)
3FGs	–
FTs	1 vs. Virginia Tech (1/25/14)
Rebounds	2 vs. Virginia Tech (1/25/14)
Assists	1 vs. Morgan State (11/13/15)
Turnovers	1 vs. Bradley (11/19/15)
Blocks	–
Steals	–
Minutes	4 vs. Morgan State (11/13/15)

2015-16 Virginia Basketball
Virginia Combined Team Statistics (as of Mar 13, 2016)
All games

RECORD:	OVERALL	HOME	AWAY	NEUTRAL
ALL GAMES	26-7	15-0	5-6	6-1
CONFERENCE	13-5	9-0	4-5	0-0
NON-CONFERENCE	13-2	6-0	1-1	6-1

##	Player	gp-gs	min	avg	Total		3-Point		F-Throw		Rebounds			pf	dq	a	to	blk	stl	pts	avg			
					fg-fga	fg%	3fg-fga	3fg%	ft-fa	ft%	off	def	tot									avg		
15	Malcolm Brogdon	33-33	1122	34.0	212-453	.468	72-176	.409	122-138	.884	16	118	134	4.1	68	1	94	48	6	29	618	18.7		
13	Anthony Gill	33-33	924	28.0	162-290	.559	2-2	1.000	112-152	.737	76	125	201	6.1	76	2	21	37	18	19	438	13.3		
32	London Perrantes	31-31	1022	33.0	109-247	.441	65-135	.481	58-72	.806	14	78	92	3.0	36	0	136	58	3	34	341	11.0		
10	Mike Tobey	33-7	519	15.7	97-167	.581	2-9	.222	29-47	.617	48	94	142	4.3	68	1	14	24	17	10	225	6.8		
21	Isaiah Wilkins	33-17	714	21.6	62-121	.512	0-3	.000	28-43	.651	49	87	136	4.1	67	0	46	24	25	28	152	4.6		
00	Devon Hall	33-16	693	21.0	53-136	.390	20-55	.364	24-31	.774	8	76	84	2.5	45	0	60	27	8	16	150	4.5		
51	Darius Thompson	33-10	609	18.5	51-101	.505	12-37	.324	26-36	.722	8	35	43	1.3	51	1	50	29	5	26	140	4.2		
04	Marial Shayok	31-8	461	14.9	48-98	.490	14-33	.424	12-22	.545	8	47	55	1.8	49	1	35	23	5	11	122	3.9		
11	Evan Nolte	30-1	263	8.8	21-53	.396	10-33	.303	6-10	.600	7	15	22	0.7	24	0	11	9	5	6	58	1.9		
31	Jarred Reuter	24-0	118	4.9	16-35	.457	0-0	.000	8-10	.800	10	15	25	1.0	24	1	4	6	0	1	40	1.7		
33	Jack Salt	20-9	135	6.8	16-32	.500	0-0	.000	1-4	.250	14	10	24	1.2	25	0	0	10	5	1	33	1.7		
24	Caid Kirven	12-0	17	1.4	2-5	.400	1-3	.333	0-0	.000	1	1	2	0.2	2	0	0	1	0	0	5	0.4		
34	Jeff Jones	10-0	16	1.6	0-3	.000	0-3	.000	0-0	.000	0	0	0	0.0	4	0	1	1	0	0	0	0.0		
02	Justice Bartley	8-0	12	1.5	0-2	.000	0-0	.000	0-0	.000	1	2	3	0.4	1	0	1	5	0	0	0	0.0		
Team											36	53	89											
Total.....		33	6625		849-1743	.487	198-489	.405	426-565	.754	296	756	1052	31.9	540	7	473	310	97	181	2322	70.4		
Opponents.....		33	6625		687-1630	.421	212-608	.349	383-550	.696	264	671	935	28.3	555	8	331	398	73	174	1969	59.7		

TEAM STATISTICS	VA	OPP	Date	Opponent	Score	Att.		
SCORING	2322	1969	11/13/15	MORGAN STATE	w 86-48	14034		
Points per game	70.4	59.7	11/16/15	at George Washington	L 68-73	5025		
Scoring margin	+10.7	-	1 11/19/15	vs Bradley	w 82-57	3437		
FIELD GOALS-ATT	849-1743	687-1630	1 11/20/15	vs Long Beach State	w 87-52	3417		
Field goal pct	.487	.421	1 11/22/15	vs George Mason	w 83-66	2820		
3 POINT FG-ATT	198-489	212-608	11/25/15	LEHIGH	w 80-54	14220		
3-point FG pct	.405	.349	2 12/01/15	at Ohio State	w 64-58	12445		
3-pt FG made per game	6.0	6.4	12/05/15	WILLIAM & MARY	w 67-52	14105		
FREE THROWS-ATT	426-565	383-550	3 12/08/15	vs West Virginia	w 70-54	19812		
Free throw pct	.754	.696	12/19/15	VILLANOVA	w 86-75	14593		
F-Throws made per game	12.9	11.6	12/22/15	CALIFORNIA	wot 63-62	13265		
REBOUNDS	1052	935	12/30/15	OAKLAND	w 71-58	14465		
Rebounds per game	31.9	28.3	* 01/02/16	NOTRE DAME	w 77-66	14389		
Rebounding margin	+3.5	-	* 01/04/16	at Virginia Tech	L 68-70	6157		
ASSISTS	473	331	* 01/09/16	at Georgia Tech	L 64-68	8073		
Assists per game	14.3	10.0	* 01/12/16	MIAMI	w 66-58	13495		
TURNOVERS	310	398	* 01/17/16	at Florida State	L 62-69	9158		
Turnovers per game	9.4	12.1	* 01/19/16	CLEMSON	w 69-62	14398		
Turnover margin	+2.7	-	* 01/24/16	SYRACUSE	w 73-65	13305		
Assist/turnover ratio	1.5	0.8	* 01/26/16	at Wake Forest	w 72-71	9221		
STEALS	181	174	* 01/30/16	at Louisville	w 63-47	21714		
Steals per game	5.5	5.3	* 02/03/16	BOSTON COLLEGE	w 61-47	14310		
BLOCKS	97	73	* 02/06/16	at Pitt	w 64-50	12508		
Blocks per game	2.9	2.2	* 02/09/16	VIRGINIA TECH	w 67-49	14395		
ATTENDANCE	211671	201900	* 02/13/16	at Duke	L 62-63	9314		
Home games-Avg/Game	15-14111	11-10023	* 02/15/16	NC STATE	w 73-53	14016		
Neutral site-Avg/Game	-	7-13092	* 02/22/16	at Miami	L 61-64	7016		
			* 02/27/16	NORTH CAROLINA	w 79-74	14593		
Score by Periods	1st	2nd	OT	Totals				
Virginia	1032	1279	11	2322				
Opponents	895	1064	10	1969				
					* 03/01/16	at Clemson	w 64-57	9626
					* 03/05/16	LOUISVILLE	w 68-46	14088
					4 03/10/16	vs Georgia Tech	w 72-52	20719
					4 03/11/16	vs Miami	w 73-68	20719
					4 03/12/16	vs North Carolina	L 57-61	20719

* = Conference game
1 = Charleston Classic
2 = B1G/ACC Challenge
3 = Jimmy V Men's Basketball Classic
4 = ACC Tournament

2015-16 Virginia Basketball
Virginia Combined Team Statistics (as of Mar 05, 2016)
Conference games

RECORD:	OVERALL	HOME	AWAY	NEUTRAL
ALL GAMES	13-5	9-0	4-5	0-0
CONFERENCE	13-5	9-0	4-5	0-0
NON-CONFERENCE	0-0	0-0	0-0	0-0

##	Player	gp-gs	min	avg	Total		3-Point		F-Throw		Rebounds				pf	dq	a	to	blk	stl	pts	avg														
					fg-fga	fg%	3fg-fga	3fg%	ft-fa	ft%	off	def	tot	avg																						
15	Malcolm Brogdon	18-18	626	34.8	125-249	.502	39-95	.411	70-77	.909	8	65	73	4.1	39	1	46	32	3	17	359	19.9														
13	Anthony Gill	18-18	515	28.6	88-164	.537	1-1	1.000	53-79	.671	44	64	108	6.0	51	2	14	23	13	8	230	12.8														
32	London Perrantes	18-18	625	34.7	60-142	.423	39-81	.481	44-53	.830	7	52	59	3.3	20	0	77	39	0	21	203	11.3														
10	Mike Tobey	18-2	283	15.7	51-89	.573	1-4	.250	18-30	.600	20	59	79	4.4	41	1	7	15	13	8	121	6.7														
00	Devon Hall	18-13	404	22.4	28-71	.394	10-30	.333	17-20	.850	5	44	49	2.7	26	0	35	13	4	8	83	4.6														
21	Isaiah Wilkins	18-11	397	22.1	34-72	.472	0-1	.000	14-20	.700	22	49	71	3.9	41	0	28	18	11	11	82	4.6														
04	Marial Shayok	16-2	215	13.4	20-42	.476	7-15	.467	8-15	.533	2	23	25	1.6	20	0	15	10	3	6	55	3.4														
51	Darius Thompson	18-2	270	15.0	13-29	.448	1-12	.083	7-10	.700	2	13	15	0.8	24	0	25	13	3	8	34	1.9														
11	Evan Nolte	16-1	153	9.6	9-26	.346	5-19	.263	1-2	.500	3	8	11	0.7	14	0	8	5	5	5	24	1.5														
31	Jarred Reuter	13-0	48	3.7	4-12	.333	0-0	.000	3-3	1.000	3	4	7	0.5	11	0	0	4	0	1	11	0.8														
33	Jack Salt	10-5	50	5.0	4-9	.444	0-0	.000	0-1	.000	4	7	11	1.1	9	0	0	3	2	0	8	0.8														
24	Caid Kirven	5-0	5	1.0	1-2	.500	1-1	1.000	0-0	.000	1	0	1	0.2	0	0	0	0	0	0	3	0.6														
02	Justice Bartley	4-0	5	1.3	0-1	.000	0-0	.000	0-0	.000	0	0	0	0.0	1	0	1	2	0	0	0	0.0														
34	Jeff Jones	4-0	4	1.0	0-0	.000	0-0	.000	0-0	.000	0	0	0	0.0	0	0	0	0	0	0	0	0.0														
Team											19	29	48												2											
Total.....		18	3600		437-908	.481	104-259	.402	235-310	.758	140	417	557	30.9	297	4	256	179	57	93	1213	67.4														
Opponents.....		18	3600		376-901	.417	121-339	.357	206-300	.687	150	368	518	28.8	294	3	189	196	38	105	1079	59.9														

TEAM STATISTICS	VA	OPP	Date	Opponent	Score	Att.
SCORING	1213	1079	* 01/02/16	NOTRE DAME	w 77-66	14389
Points per game	67.4	59.9	* 01/04/16	at Virginia Tech	L 68-70	6157
Scoring margin	+7.4	-	* 1/9/16	at Georgia Tech	L 64-68	8073
FIELD GOALS-ATT	437-908	376-901	* 01/12/16	MIAMI	w 66-58	13495
Field goal pct	.481	.417	* 01/17/16	at Florida State	L 62-69	9158
3 POINT FG-ATT	104-259	121-339	* 01/19/16	CLEMSON	w 69-62	14398
3-point FG pct	.402	.357	* 01/24/16	SYRACUSE	w 73-65	13305
3-pt FG made per game	5.8	6.7	* 01/26/16	at Wake Forest	w 72-71	9221
FREE THROWS-ATT	235-310	206-300	* 1/30/16	at Louisville	w 63-47	21714
Free throw pct	.758	.687	* 02/03/16	BOSTON COLLEGE	w 61-47	14310
F-Throws made per game	13.1	11.4	* 2/6/16	at Pitt	w 64-50	12508
REBOUNDS	557	518	* 02/09/16	VIRGINIA TECH	w 67-49	14395
Rebounds per game	30.9	28.8	* 2/13/16	at Duke	L 62-63	9314
Rebounding margin	+2.2	-	* 02/15/16	NC STATE	w 73-53	14016
ASSISTS	256	189	* 02-22-16	at Miami	L 61-64	7016
Assists per game	14.2	10.5	* 02/27/16	NORTH CAROLINA	w 79-74	14593
TURNOVERS	179	196	* 3/1/16	at Clemson	w 64-57	9626
Turnovers per game	9.9	10.9	* 03/05/16	LOUISVILLE	w 68-46	14088
Turnover margin	+0.9	-				
Assist/turnover ratio	1.4	1.0	* = Conference game			
STEALS	93	105	1 = Charleston Classic			
Steals per game	5.2	5.8	2 = B1G/ACC Challenge			
BLOCKS	57	38	3 = Jimmy V Men's Basketball Classic			
Blocks per game	3.2	2.1				
ATTENDANCE	126989	92787				
Home games-Avg/Game	9-14110	9-10310				
Neutral site-Avg/Game	-	0-0				

Score by Periods	1st	2nd	Totals
Virginia	537	676	1213
Opponents	468	611	1079

2015-16 Virginia Basketball
Virginia Combined Team Statistics (as of Mar 13, 2016)
2016 ACC Tournament

RECORD:	OVERALL	HOME	AWAY	NEUTRAL
ALL GAMES	2-1	0-0	0-0	2-1
CONFERENCE	0-0	0-0	0-0	0-0
NON-CONFERENCE	2-1	0-0	0-0	2-1

##	Player	gp-gs	min	avg	Total		3-Point		F-Throw		Rebounds				pf	dq	a	to	blk	stl	pts	avg
					fg-fga	fg%	3fg-fga	3fg%	ft-fta	ft%	off	def	tot	avg								
15	Malcolm Brogdon	3-3	106	35.3	22-52	.423	7-18	.389	14-15	.933	2	6	8	2.7	5	0	10	2	1	3	65	21.7
13	Anthony Gill	3-3	77	25.7	12-20	.600	1-1	1.000	6-6	1.000	4	13	17	5.7	5	0	2	3	2	2	31	10.3
32	London Perrantes	3-3	100	33.3	11-31	.355	5-17	.294	0-2	.000	1	5	6	2.0	2	0	13	3	0	2	27	9.0
10	Mike Tobey	3-0	49	16.3	8-14	.571	0-2	.000	1-2	.500	9	6	15	5.0	4	0	0	3	1	0	17	5.7
04	Marial Shayok	3-0	51	17.0	6-11	.545	0-1	.000	2-4	.500	1	8	9	3.0	11	1	2	5	0	0	14	4.7
11	Evan Nolte	3-0	36	12.0	5-6	.833	3-4	.750	1-3	.333	1	1	2	0.7	3	0	0	1	0	1	14	4.7
21	Isaiah Wilkins	3-3	72	24.0	6-10	.600	0-1	.000	1-2	.500	8	7	15	5.0	6	0	4	2	3	4	13	4.3
00	Devon Hall	3-3	67	22.3	5-14	.357	2-3	.667	1-3	.333	2	6	8	2.7	4	0	5	4	1	1	13	4.3
51	Darius Thompson	3-0	37	12.3	2-5	.400	1-1	1.000	3-6	.500	1	1	2	0.7	2	0	1	1	0	3	8	2.7
31	Jarred Reuter	1-0	1	1.0	0-0	.000	0-0	.000	0-0	.000	0	0	0	0.0	0	0	0	0	0	0	0	0.0
02	Justice Bartley	1-0	1	1.0	0-0	.000	0-0	.000	0-0	.000	0	1	1	1.0	0	0	0	1	0	0	0	0.0
33	Jack Salt	1-0	1	1.0	0-1	.000	0-0	.000	0-0	.000	0	0	0	0.0	0	0	0	0	0	0	0	0.0
34	Jeff Jones	1-0	1	1.0	0-0	.000	0-0	.000	0-0	.000	0	0	0	0.0	0	0	0	0	0	0	0	0.0
24	Caid Kirven	1-0	1	1.0	0-1	.000	0-1	.000	0-0	.000	0	0	0	0.0	0	0	0	0	0	0	0	0.0
Team											2	2	4				2					
Total.....		3	600		77-165	.467	19-49	.388	29-43	.674	31	56	87	29.0	42	1	37	27	8	16	202	67.3
Opponents.....		3	600		67-138	.486	13-33	.394	34-44	.773	19	63	82	27.3	46	1	26	40	5	16	181	60.3

TEAM STATISTICS	VA	OPP	Date	Opponent	Score	Att.
SCORING	202	181	4	03/10/16	vs Georgia Tech	w 72-52 20719
Points per game	67.3	60.3	4	03/11/16	vs Miami	w 73-68 20719
Scoring margin	+7.0	-		03/12/16	vs North Carolina	L 57-61 20719
FIELD GOALS-ATT	77-165	67-138				
Field goal pct	.467	.486				
3 POINT FG-ATT	19-49	13-33				
3-point FG pct	.388	.394				
3-pt FG made per game	6.3	4.3				
FREE THROWS-ATT	29-43	34-44				
Free throw pct	.674	.773				
F-Throws made per game	9.7	11.3				
REBOUNDS	87	82				
Rebounds per game	29.0	27.3				
Rebounding margin	+1.7	-				
ASSISTS	37	26				
Assists per game	12.3	8.7				
TURNOVERS	27	40				
Turnovers per game	9.0	13.3				
Turnover margin	+4.3	-				
Assist/turnover ratio	1.4	0.7				
STEALS	16	16				
Steals per game	5.3	5.3				
BLOCKS	8	5				
Blocks per game	2.7	1.7				
ATTENDANCE	0	62157				
Home games-Avg/Game	0-0	0-0				
Neutral site-Avg/Game	-	3-20719				

* = Conference game
1 = Charleston Classic
2 = B1G/ACC Challenge
3 = Jimmy V Men's Basketball Classic
4 = ACC Tournament

Score by Periods	1st	2nd	Totals
Virginia	94	108	202
Opponents	87	94	181

2015-16 Virginia Basketball
Virginia Team Game-by-Game Comparison (as of Mar 12, 2016)
All games

Opponent	1st	2nd	Score	Mar	Total FG	FG Pct	3-Pointers	3FG Pct	Free Throws	FT Pct	Rebounds	Assist	T/Over	Block	Steal	Fouls
MORGAN STATE	40/23	46/25	86-48	+38	32-65/17-50	.492/.340	5-18/7-27	.278/.259	17-26/7-11	.654/.636	50/21 +29	16/10	8/12	3/1	4/7	17/20
George Washington	32/35	36/38	68-73	(5)	25-62/23-51	.403/.451	5-20/4-15	.250/.267	13-16/23-28	.813/.821	33/37 (4)	11/9	8/11	2/2	6/3	24/18
Bradley	37/25	45/32	82-57	+25	30-53/18-46	.566/.391	6-15/6-15	.400/.400	16-17/15-24	.941/.625	35/21 +14	19/7	9/13	2/1	6/2	20/15
Long Beach State	41/23	46/29	87-52	+35	34-61/15-48	.557/.313	13-25/7-21	.520/.333	6-8/15-20	.750/.750	38/26 +12	23/9	7/10	3/2	4/4	18/15
George Mason	47/39	36/27	83-66	+17	32-56/23-52	.571/.442	6-9/6-17	.667/.353	13-17/14-22	.765/.636	31/29 +2	17/11	6/10	4/7	4/3	19/18
LEHIGH	35/28	45/26	80-54	+26	34-65/20-50	.523/.400	6-19/8-23	.316/.348	6-10/6-8	.600/.750	37/29 +8	18/10	7/17	6/2	9/3	9/19
Ohio State	26/24	38/34	64-58	+6	23-52/21-42	.442/.500	8-16/8-21	.500/.381	10-13/8-12	.769/.667	31/25 +6	11/10	8/13	1/7	2/3	13/13
WILLIAM & MARY	32/22	35/30	67-52	+15	26-58/19-46	.448/.413	2-11/6-19	.182/.316	13-17/8-13	.765/.615	32/32 -	10/8	6/19	5/2	15/4	12/16
West Virginia	30/36	40/18	70-54	+16	27-43/20-50	.628/.400	3-8/2-14	.375/.143	13-20/12-21	.650/.571	29/24 +5	13/10	19/18	1/1	6/10	22/24
VILLANOVA	33/29	53/46	86-75	+11	26-46/26-53	.565/.491	8-12/10-26	.667/.385	26-30/13-17	.867/.765	31/19 +12	12/17	12/10	2/1	4/6	19/24
CALIFORNIA	20/27	32/25	63-62	+1	21-54/23-52	.389/.442	7-12/6-17	.583/.353	14-17/10-13	.824/.769	30/36 (6)	14/10	7/13	1/2	5/3	14/18
OAKLAND	28/29	43/29	71-58	+13	25-55/19-51	.455/.373	6-16/8-21	.375/.381	15-21/12-17	.714/.706	31/36 (5)	16/5	7/16	2/2	7/5	14/15
NOTRE DAME	36/24	41/42	77-66	+11	28-49/27-56	.571/.482	4-11/7-22	.364/.318	17-24/5-7	.708/.714	30/25 +5	17/8	7/8	4/1	4/6	12/17
Virginia Tech	21/26	47/44	68-70	(2)	24-49/24-51	.490/.471	9-20/9-17	.450/.529	11-14/13-22	.786/.591	34/22 +12	15/17	16/8	6/2	5/9	22/18
Georgia Tech	24/35	40/33	64-68	(4)	23-57/24-55	.404/.436	4-18/8-15	.222/.533	14-22/12-18	.636/.667	29/41 (12)	11/12	7/9	2/4	4/3	19/17
MIAMI	27/23	39/35	66-58	+8	24-47/21-50	.511/.420	2-7/6-22	.286/.273	16-21/10-17	.762/.588	35/27 +8	12/8	11/9	3/1	1/5	19/17
Florida State	28/25	34/44	62-69	(7)	22-56/21-43	.393/.488	5-12/6-13	.417/.462	13-15/21-26	.867/.808	25/31 (6)	14/8	9/15	1/3	4/5	21/17
CLEMSON	31/28	38/34	69-62	+7	25-46/24-53	.543/.453	4-7/8-24	.571/.333	15-22/6-6	.682/1000	32/21 +11	14/9	9/7	2/1	3/5	11/18
SYRACUSE	37/29	36/36	73-65	+8	25-44/21-54	.568/.389	8-18/13-30	.444/.433	15-21/10-15	.714/.667	31/28 +3	18/8	13/11	1/0	7/7	12/18
Wake Forest	24/26	48/45	72-71	+1	27-56/23-43	.482/.535	5-17/6-17	.294/.353	13-17/19-29	.765/.655	27/30 (3)	13/12	9/11	3/3	7/6	23/15
Louisville	29/14	34/33	63-47	+16	26-45/16-49	.578/.327	5-13/4-11	.385/.364	6-10/11-14	.600/.786	25/27 (2)	14/10	15/18	5/2	9/8	16/16
BOSTON COLLEGE	29/20	32/27	61-47	+14	17-42/13-49	.405/.265	9-18/8-26	.500/.308	18-22/13-18	.818/.722	37/29 +8	10/8	13/11	2/1	8/6	18/17
Pitt	29/27	35/23	64-50	+14	24-50/18-46	.480/.391	9-16/2-13	.563/.154	7-12/12-14	.583/.857	29/29 -	17/12	7/11	5/4	6/2	17/14
VIRGINIA TECH	32/20	35/29	67-49	+18	24-49/16-45	.490/.356	2-10/4-14	.200/.286	17-20/13-17	.850/.765	30/26 +4	18/7	10/15	8/0	4/6	15/18
Duke	34/31	28/32	62-63	(1)	26-54/23-51	.481/.451	2-11/8-22	.182/.364	8-9/9-16	.889/.563	26/34 (8)	13/12	7/10	1/1	3/5	19/13
NC STATE	31/31	42/22	73-53	+20	29-54/19-47	.537/.404	10-18/3-16	.556/.188	5-6/12-18	.833/.667	27/27 -	21/5	10/12	1/5	6/6	14/11
Miami	25/30	36/34	61-64	(3)	25-58/21-46	.431/.457	5-16/10-19	.313/.526	6-9/12-20	.667/.600	35/30 +5	10/13	7/9	5/1	5/5	16/7
NORTH CAROLINA	38/35	41/39	79-74	+5	27-61/29-59	.443/.492	7-16/9-19	.438/.474	18-21/7-13	.857/.538	33/36 (3)	14/17	8/13	5/3	6/7	14/21
Clemson	33/27	31/30	64-57	+7	21-52/20-46	.404/.435	9-19/6-17	.474/.353	13-15/11-16	.867/.688	34/27 +7	12/12	8/12	1/5	7/6	15/13
LOUISVILLE	29/17	39/29	68-46	+22	20-39/16-58	.513/.276	5-12/4-22	.417/.182	23-30/10-14	.767/.714	38/28 +10	13/11	13/7	2/1	4/8	14/27
Georgia Tech	30/28	42/24	72-52	+20	28-52/20-49	.538/.408	7-14/6-13	.500/.462	9-15/6-7	.600/.857	25/29 (4)	17/8	7/14	3/2	6/3	13/14
Miami	36/31	37/37	73-68	+5	26-50/23-42	.520/.548	4-11/4-8	.364/.500	17-25/18-24	.680/.750	26/25 +1	10/7	10/16	2/1	6/5	19/22
North Carolina	28/28	29/33	57-61	(4)	23-63/24-47	.365/.511	8-24/3-12	.333/.250	3-3/10-13	1000/.769	36/28 +8	10/11	10/10	3/2	4/8	10/10

Note: Game totals are displayed in the format TEAM/OPPONENT for each category

2015-16 Virginia Basketball
Virginia Points-Rebounds-Assists (as of Mar 12, 2016)
All games

Opponent	Date	Score	00		02		04		10		11		13		15	
			HALL,DEVON	BARTLEY,JU	SHAYOK,MAR	TOBEY,MIKE	NOLTE,EVAN	GILL,ANTHO	BROGDON,MA							
MORGAN STATE	11/13/15	86-48	w	13-1-4	0-2-0	0-4-2	15-8-0	3-1-0	12-7-1	5-4-1						
at George Washington	11/16/15	68-73	L	2-0-2	DNP	2-1-0	10-7-1	5-0-0	11-5-0	28-8-4						
vs Bradley	11/19/15	82-57	w	2-2-3	DNP	10-6-2	5-3-2	2-0-0	16-7-0	13-4-1						
vs Long Beach State	11/20/15	87-52	w	12-4-1	DNP	17-2-5	7-2-1	2-2-1	11-5-1	10-4-7						
vs George Mason	11/22/15	83-66	w	3-2-1	DNP	4-0-1	14-8-0	0-1-0	15-5-0	21-3-3						
LEHIGH	11/25/15	80-54	w	2-5-2	0-0-0	11-2-1	8-5-0	0-0-0	10-2-0	23-4-3						
at Ohio State	12/01/15	64-58	w	4-3-0	DNP	2-1-2	6-1-0	0-1-1	10-8-0	22-6-2						
WILLIAM & MARY	12/05/15	67-52	w	6-6-1	0-0-0	0-2-3	2-6-2	7-2-0	16-7-1	16-3-1						
vs West Virginia	12/08/15	70-54	w	4-0-2	DNP	0-1-0	0-0-0	1-1-1	20-12-1	14-3-2						
VILLANOVA	12/19/15	86-75	w	3-2-2	DNP	2-1-0	2-1-0	0-1-0	22-7-0	20-7-6						
CALIFORNIA	12/22/15	63-62	w	3-1-1	DNP	0-1-0	2-0-0	DNP	17-6-1	10-4-3						
OAKLAND	12/30/15	71-58	w	0-1-1	DNP	5-0-2	16-7-1	0-0-0	17-5-0	12-3-5						
NOTRE DAME	01/02/16	77-66	w	5-3-4	DNP	0-0-0	15-6-1	DNP	21-6-1	24-3-1						
at Virginia Tech	01/04/16	68-70	L	2-2-0	DNP	0-0-2	4-2-0	0-0-0	17-8-3	15-7-4						
at Georgia Tech	01/09/16	64-68	L	0-1-1	DNP	6-0-0	7-7-1	1-0-1	11-2-1	19-5-0						
MIAMI	01/12/16	66-58	w	2-1-1	DNP	0-1-0	12-7-0	0-0-0	15-8-3	20-2-2						
at Florida State	01/17/16	62-69	L	6-2-2	DNP	DNP	4-3-0	0-2-1	13-4-0	10-5-5						
CLEMSON	01/19/16	69-62	w	11-4-2	DNP	DNP	6-6-0	0-1-0	12-5-0	20-3-4						
SYRACUSE	01/24/16	73-65	w	7-3-2	DNP	0-0-0	6-3-1	0-0-1	16-8-0	21-5-3						
at Wake Forest	01/26/16	72-71	w	0-4-2	DNP	10-1-2	2-2-0	4-1-0	17-3-1	28-7-1						
at Louisville	01/30/16	63-47	w	5-1-2	0-0-0	6-3-0	9-4-0	0-1-0	13-6-1	13-4-3						
BOSTON COLLEGE	02/03/16	61-47	w	5-5-3	0-0-0	3-2-1	4-3-0	3-1-0	10-11-0	27-6-0						
at Pitt	02/06/16	64-50	w	6-3-2	0-0-0	8-4-0	4-3-0	3-2-1	4-3-0	21-2-4						
VIRGINIA TECH	02/09/16	67-49	w	2-5-5	DNP	0-2-0	10-1-0	4-2-1	16-2-1	12-3-3						
at Duke	02/13/16	62-63	L	2-4-1	DNP	3-0-4	8-3-1	3-1-0	12-4-1	18-5-3						
NC STATE	02/15/16	73-53	w	6-0-3	DNP	4-1-2	7-3-1	0-0-1	6-5-0	22-1-5						
at Miami	02/22/16	61-64	L	0-1-1	DNP	3-5-0	4-3-0	DNP	6-10-0	28-3-0						
NORTH CAROLINA	02/27/16	79-74	w	11-3-1	DNP	3-1-3	4-2-0	0-0-0	15-9-0	26-6-3						
at Clemson	03/01/16	64-57	w	9-7-1	DNP	9-5-1	0-1-2	0-0-0	11-10-1	18-4-3						
LOUISVILLE	03/05/16	68-46	w	4-0-2	0-0-1	0-0-0	15-20-0	6-0-2	15-4-1	17-2-2						
vs Georgia Tech	03/10/16	72-52	w	6-5-1	0-1-0	0-1-1	9-1-0	6-0-0	12-8-1	26-3-2						
vs Miami	03/11/16	73-68	w	0-1-2	DNP	10-3-0	6-5-0	2-0-0	6-3-1	24-3-4						
vs North Carolina	03/12/16	57-61	L	7-2-2	DNP	4-5-1	2-9-0	6-2-0	13-6-0	15-2-4						

Opponent	Date	Score	21		24		31		32		33		34		51	
			WILKINS,IS	KIRVEN,CAI	REUTER,JAR	PERRANTES,	SALT,JACK	JONES,JEFF	THOMPSON,D							
MORGAN STATE	11/13/15	86-48	w	7-4-1	0-0-0	8-6-1	6-3-1	5-3-0	0-0-1	12-6-4						
at George Washington	11/16/15	68-73	L	0-3-1	DNP	DNP	5-2-2	0-1-0	DNP	5-2-1						
vs Bradley	11/19/15	82-57	w	6-2-0	0-0-0	4-2-2	12-1-8	6-4-0	0-0-0	6-2-1						
vs Long Beach State	11/20/15	87-52	w	2-3-3	0-0-0	2-6-1	15-4-2	6-1-0	0-0-0	3-2-1						
vs George Mason	11/22/15	83-66	w	2-3-1	DNP	0-0-0	16-4-11	4-1-0	DNP	4-2-0						
LEHIGH	11/25/15	80-54	w	6-5-1	2-1-0	0-1-0	6-3-8	0-1-0	0-0-0	12-2-3						
at Ohio State	12/01/15	64-58	w	6-5-0	DNP	DNP	DNP	2-1-0	DNP	12-2-6						
WILLIAM & MARY	12/05/15	67-52	w	8-3-0	0-0-0	0-0-0	DNP	DNP	0-0-0	12-3-2						
vs West Virginia	12/08/15	70-54	w	6-3-1	DNP	0-0-0	13-3-4	2-1-0	DNP	10-2-2						
VILLANOVA	12/19/15	86-75	w	5-4-2	DNP	2-1-0	19-4-1	DNP	DNP	11-0-1						
CALIFORNIA	12/22/15	63-62	w	5-7-1	DNP	11-2-0	10-3-6	DNP	DNP	5-0-2						
OAKLAND	12/30/15	71-58	w	4-8-3	0-0-0	2-0-0	9-0-3	0-0-0	DNP	6-3-1						
NOTRE DAME	01/02/16	77-66	w	2-2-4	DNP	DNP	3-5-5	DNP	DNP	7-2-1						
at Virginia Tech	01/04/16	68-70	L	6-8-3	DNP	2-2-0	22-3-2	DNP	DNP	0-1-1						
at Georgia Tech	01/09/16	64-68	L	2-3-1	DNP	2-0-0	13-4-4	0-2-0	DNP	3-2-2						
MIAMI	01/12/16	66-58	w	0-1-1	DNP	DNP	13-4-2	0-3-0	DNP	4-2-3						
at Florida State	01/17/16	62-69	L	4-1-1	DNP	DNP	19-4-4	4-1-0	DNP	2-1-1						
CLEMSON	01/19/16	69-62	w	10-2-2	DNP	0-1-0	6-6-4	2-2-0	DNP	2-2-2						
SYRACUSE	01/24/16	73-65	w	5-5-3	DNP	DNP	16-1-7	2-2-0	DNP	0-0-1						
at Wake Forest	01/26/16	72-71	w	0-2-1	DNP	0-0-0	8-4-5	0-0-0	DNP	3-0-1						
at Louisville	01/30/16	63-47	w	4-2-1	0-0-0	0-0-0	9-3-5	0-0-0	0-0-0	4-0-2						
BOSTON COLLEGE	02/03/16	61-47	w	2-1-1	0-1-0	0-2-0	5-2-4	0-0-0	0-0-0	2-1-1						
at Pitt	02/06/16	64-50	w	4-7-5	0-0-0	0-1-0	14-2-3	DNP	0-0-0	0-1-2						
VIRGINIA TECH	02/09/16	67-49	w	14-4-1	DNP	0-0-0	6-5-4	DNP	DNP	3-2-3						
at Duke	02/13/16	62-63	L	8-5-0	DNP	DNP	8-3-2	DNP	DNP	0-1-1						
NC STATE	02/15/16	73-53	w	6-13-3	0-0-0	3-0-0	19-1-5	0-1-0	DNP	0-0-1						
at Miami	02/22/16	61-64	L	3-6-0	DNP	4-1-0	9-3-7	DNP	DNP	4-0-2						
NORTH CAROLINA	02/27/16	79-74	w	8-5-1	DNP	0-0-0	12-1-6	DNP	DNP	0-0-0						
at Clemson	03/01/16	64-57	w	4-2-0	DNP	0-0-0	13-4-4	DNP	DNP	0-0-0						
LOUISVILLE	03/05/16	68-46	w	0-2-0	3-0-0	0-0-0	8-4-4	0-0-0	0-0-0	0-0-1						
vs Georgia Tech	03/10/16	72-52	w	3-4-3	0-0-0	0-0-0	8-2-8	0-0-0	0-0-0	2-0-1						
vs Miami	03/11/16	73-68	w	8-7-0	DNP	DNP	11-2-3	DNP	DNP	6-2-0						
vs North Carolina	03/12/16	57-61	L	2-4-1	DNP	DNP	8-2-2	DNP	DNP	0-0-0						

2015-16 Virginia Basketball
Virginia Game-by-Game Highs (as of Mar 12, 2016)
All games

Opponent	Date	Score	Points	Rebounds	Assists	Steals	Blocked shots
MORGAN STATE	11/13/15	86-48	15-Mike Tobey	8-Mike Tobey	4-Darius Thompson Devon Hall	3-Darius Thompson	1-Mike Tobey London Perrantes Anthony Gill
at George Washington	11/16/15	68-73	28-Malcolm Brogdon	8-Malcolm Brogdon	4-Malcolm Brogdon	2-Malcolm Brogdon London Perrantes	1-Isaiah Wilkins Jack Salt
vs Bradley	11/19/15	82-57	16-Anthony Gill	7-Anthony Gill	8-London Perrantes	2-Anthony Gill Devon Hall London Perrantes	1-Malcolm Brogdon London Perrantes
vs Long Beach State	11/20/15	87-52	17-Marial Shayok	6-Jarred Reuter	7-Malcolm Brogdon	1-Darius Thompson Malcolm Brogdon Devon Hall Anthony Gill	3-Isaiah Wilkins
vs George Mason	11/22/15	83-66	21-Malcolm Brogdon	8-Mike Tobey	11-London Perrantes	1-Jack Salt Darius Thompson Malcolm Brogdon London Perrantes	2-Jack Salt
LEHIGH	11/25/15	80-54	23-Malcolm Brogdon	5-Mike Tobey Devon Hall Isaiah Wilkins	8-London Perrantes	2-Devon Hall Malcolm Brogdon London Perrantes	1-London Perrantes Darius Thompson Devon Hall Mike Tobey Isaiah Wilkins Marial Shayok
at Ohio State	12/01/15	64-58	22-Malcolm Brogdon	8-Anthony Gill	6-Darius Thompson	1-Isaiah Wilkins Marial Shayok	1-Isaiah Wilkins
WILLIAM & MARY	12/05/15	67-52	16-Anthony Gill Malcolm Brogdon	7-Anthony Gill	3-Marial Shayok	4-Darius Thompson Isaiah Wilkins	2-Devon Hall
vs West Virginia	12/08/15	70-54	20-Anthony Gill	12-Anthony Gill	4-London Perrantes	4-Isaiah Wilkins	1-Mike Tobey
VILLANOVA	12/19/15	86-75	22-Anthony Gill	7-Anthony Gill Malcolm Brogdon	6-Malcolm Brogdon	2-Anthony Gill	2-Isaiah Wilkins
CALIFORNIA	12/22/15	63-62	17-Anthony Gill	7-Isaiah Wilkins	6-London Perrantes	2-Malcolm Brogdon	1-Anthony Gill
OAKLAND	12/30/15	71-58	17-Anthony Gill	8-Isaiah Wilkins	5-Malcolm Brogdon	3-Darius Thompson	2-Isaiah Wilkins
NOTRE DAME	01/02/16	77-66	24-Malcolm Brogdon	6-Anthony Gill Mike Tobey	5-London Perrantes	2-Darius Thompson	2-Isaiah Wilkins Mike Tobey
at Virginia Tech	01/04/16	68-70	22-London Perrantes	8-Anthony Gill Isaiah Wilkins	4-Malcolm Brogdon	2-Darius Thompson	4-Isaiah Wilkins
at Georgia Tech	01/09/16	64-68	19-Malcolm Brogdon	7-Mike Tobey	4-London Perrantes	1-Evan Nolte Marial Shayok Malcolm Brogdon Mike Tobey	1-Jack Salt Evan Nolte
MIAMI	01/12/16	66-58	20-Malcolm Brogdon	8-Anthony Gill	3-Anthony Gill Darius Thompson	1-Anthony Gill	1-Mike Tobey Jack Salt Anthony Gill
at Florida State	01/17/16	62-69	19-London Perrantes	5-Malcolm Brogdon	5-Malcolm Brogdon	1-Isaiah Wilkins Malcolm Brogdon London Perrantes Evan Nolte	1-Mike Tobey
CLEMSON	01/19/16	69-62	20-Malcolm Brogdon	6-London Perrantes Mike Tobey	4-London Perrantes Malcolm Brogdon	2-Mike Tobey	2-Mike Tobey
SYRACUSE	01/24/16	73-65	21-Malcolm Brogdon	8-Anthony Gill	7-London Perrantes	4-London Perrantes	1-Mike Tobey
at Wake Forest	01/26/16	72-71	28-Malcolm Brogdon	7-Malcolm Brogdon	5-London Perrantes	3-Malcolm Brogdon	2-Anthony Gill
at Louisville	01/30/16	63-47	13-Anthony Gill Malcolm Brogdon	6-Anthony Gill	5-London Perrantes	2-Malcolm Brogdon Mike Tobey	1-Malcolm Brogdon Darius Thompson Mike Tobey

2015-16 Virginia Basketball
Virginia Game-by-Game Highs (as of Mar 12, 2016)
All games

Opponent	Date	Score	Points	Rebounds	Assists	Steals	Blocked shots
BOSTON COLLEGE	02/03/16	61-47	27-Malcolm Brogdon	11-Anthony Gill	4-London Perrantes	4-Isaiah Wilkins	Isaiah Wilkins Anthony Gill
at Pitt	02/06/16	64-50	21-Malcolm Brogdon	7-Isaiah Wilkins	5-Isaiah Wilkins	1-Malcolm Brogdon Jarred Reuter Darius Thompson London Perrantes Marial Shayok Isaiah Wilkins	1-Darius Thompson Mike Tobey 2-Marial Shayok
VIRGINIA TECH	02/09/16	67-49	16-Anthony Gill	5-London Perrantes Devon Hall	5-Devon Hall	1-Isaiah Wilkins Evan Nolte Marial Shayok London Perrantes	3-Devon Hall
at Duke	02/13/16	62-63	18-Malcolm Brogdon	5-Isaiah Wilkins Malcolm Brogdon	4-Marial Shayok	1-Darius Thompson London Perrantes Devon Hall	1-Marial Shayok
NC STATE	02/15/16	73-53	22-Malcolm Brogdon	13-Isaiah Wilkins	5-London Perrantes Malcolm Brogdon	3-Devon Hall	1-Isaiah Wilkins
at Miami	02/22/16	61-64	28-Malcolm Brogdon	10-Anthony Gill	7-London Perrantes	2-Malcolm Brogdon	4-Anthony Gill
NORTH CAROLINA	02/27/16	79-74	26-Malcolm Brogdon	9-Anthony Gill	6-London Perrantes	2-Malcolm Brogdon Isaiah Wilkins	2-Anthony Gill
at Clemson	03/01/16	64-57	18-Malcolm Brogdon	10-Anthony Gill	4-London Perrantes	3-Anthony Gill	1-Malcolm Brogdon
LOUISVILLE	03/05/16	68-46	17-Malcolm Brogdon	20-Mike Tobey	4-London Perrantes	3-London Perrantes	1-Evan Nolte Devon Hall
vs Georgia Tech	03/10/16	72-52	26-Malcolm Brogdon	8-Anthony Gill	8-London Perrantes	2-Isaiah Wilkins	1-Isaiah Wilkins Anthony Gill Malcolm Brogdon
vs Miami	03/11/16	73-68	24-Malcolm Brogdon	7-Isaiah Wilkins	4-Malcolm Brogdon	2-London Perrantes Darius Thompson Isaiah Wilkins	1-Isaiah Wilkins Mike Tobey
vs North Carolina	03/12/16	57-61	15-Malcolm Brogdon	9-Mike Tobey	4-Malcolm Brogdon	2-Malcolm Brogdon	1-Isaiah Wilkins Anthony Gill Devon Hall

Individual Career History

Justice Bartley

Season	gp-gs	min/avg	Total		3-Point		F-Throws		Rebounds				Scoring							
			fg-fga	pct	fg-fga	pct	ft-fta	pct	off	def	tot	avg	pf	fo	ast	to	blk	stl	pts	avg
2015-16	8-0	12/1.5	0-2	.000	0-0	.000	0-0	.000	1	2	3	0.4	1	0	1	5	0	0	0	0.0
TOTAL	8-0	12/1.5	0-2	.000	0-0	.000	0-0	.000	1	2	3	0.4	1	0	1	5	0	0	0	0.0

Malcolm Brogdon

Season	gp-gs	min/avg	Total		3-Point		F-Throws		Rebounds				Scoring							
			fg-fga	pct	fg-fga	pct	ft-fta	pct	off	def	tot	avg	pf	fo	ast	to	blk	stl	pts	avg
2011-12	28-1	626/22.4	63-159	.396	22-68	.324	40-50	.800	14	64	78	2.8	38	0	38	44	3	14	188	6.7
2013-14	37-37	1163/31.4	150-363	.413	44-119	.370	126-144	.875	33	168	201	5.4	71	0	101	53	5	44	470	12.7
2014-15	34-34	1105/32.5	158-374	.422	44-128	.344	116-132	.879	16	118	134	3.9	65	1	81	58	14	24	476	14.0
2015-16	33-33	1122/34.0	212-453	.468	72-176	.409	122-138	.884	16	118	134	4.1	68	1	94	48	6	29	618	18.7
TOTAL	132-105	4016/30.4	583-1349	.432	182-491	.371	404-464	.871	79	468	547	4.1	242	2	314	203	28	111	1752	13.3

Anthony Gill

Season	gp-gs	min/avg	Total		3-Point		F-Throws		Rebounds				Scoring							
			fg-fga	pct	fg-fga	pct	ft-fta	pct	off	def	tot	avg	pf	fo	ast	to	blk	stl	pts	avg
2013-14	37-6	733/19.8	111-189	.587	0-0	.000	96-153	.627	49	99	148	4.0	77	0	16	41	20	11	318	8.6
2014-15	34-30	859/25.3	142-244	.582	0-1	.000	111-164	.677	102	118	220	6.5	74	1	29	39	16	29	395	11.6
2015-16	33-33	924/28.0	162-290	.559	2-2	1.000	112-152	.737	76	125	201	6.1	76	2	21	37	18	19	438	13.3
TOTAL	104-69	2516/24.2	415-723	.574	2-3	.667	319-469	.680	227	342	569	5.5	227	3	66	117	54	59	1151	11.1

Devon Hall

Season	gp-gs	min/avg	Total		3-Point		F-Throws		Rebounds				Scoring							
			fg-fga	pct	fg-fga	pct	ft-fta	pct	off	def	tot	avg	pf	fo	ast	to	blk	stl	pts	avg
2014-15	23-1	244/10.6	16-40	.400	5-15	.333	5-11	.455	2	15	17	0.7	18	0	18	12	1	9	42	1.8
2015-16	33-16	693/21.0	53-136	.390	20-55	.364	24-31	.774	8	76	84	2.5	45	0	60	27	8	16	150	4.5
TOTAL	56-17	937/16.7	69-176	.392	25-70	.357	29-42	.690	10	91	101	1.8	63	0	78	39	9	25	192	3.4

Jeff Jones

Season	gp-gs	min/avg	Total		3-Point		F-Throws		Rebounds				Scoring							
			fg-fga	pct	fg-fga	pct	ft-fta	pct	off	def	tot	avg	pf	fo	ast	to	blk	stl	pts	avg
2013-14	10-0	21/2.1	1-3	.333	0-1	.000	1-3	.333	0	5	5	0.5	0	0	0	1	1	1	3	0.3
2014-15	8-0	13/1.6	2-4	.500	0-0	.000	0-0	.000	3	1	4	0.5	3	0	0	0	0	1	4	0.5
2015-16	10-0	16/1.6	0-3	.000	0-3	.000	0-0	.000	0	0	0	0.0	4	0	1	1	0	0	0	0.0
TOTAL	28-0	50/1.8	3-10	.300	0-4	.000	1-3	.333	3	6	9	0.3	7	0	1	2	1	2	7	0.3

Caid Kirven

Season	gp-gs	min/avg	Total		3-Point		F-Throws		Rebounds				Scoring							
			fg-fga	pct	fg-fga	pct	ft-fta	pct	off	def	tot	avg	pf	fo	ast	to	blk	stl	pts	avg
2012-13	6-0	13/2.2	0-2	.000	0-0	.000	0-0	.000	0	3	3	0.5	1	0	0	3	0	0	0	0.0
2013-14	13-0	27/2.1	2-4	.500	0-0	.000	0-0	.000	1	1	2	0.2	1	0	0	1	0	0	4	0.3
2014-15	10-0	18/1.8	1-2	.500	0-0	.000	0-0	.000	2	2	4	0.4	1	0	0	1	0	0	2	0.2
2015-16	12-0	17/1.4	2-5	.400	1-3	.333	0-0	.000	1	1	2	0.2	2	0	0	1	0	0	5	0.4
TOTAL	41-0	75/1.8	5-13	.385	1-3	.333	0-0	.000	4	7	11	0.3	5	0	0	6	0	0	11	0.3

Evan Nolte

Season	gp-gs	min/avg	Total		3-Point		F-Throws		Rebounds				Scoring							
			fg-fga	pct	fg-fga	pct	ft-fta	pct	off	def	tot	avg	pf	fo	ast	to	blk	stl	pts	avg
2012-13	35-8	694/19.8	65-157	.414	42-108	.389	26-33	.788	21	63	84	2.4	78	2	36	21	16	27	198	5.7
2013-14	32-0	297/9.3	26-66	.394	17-51	.333	19-26	.731	7	20	27	0.8	27	0	8	10	3	7	88	2.8
2014-15	33-11	590/17.9	35-99	.354	21-76	.276	10-16	.625	8	43	51	1.5	46	0	23	15	5	19	101	3.1
2015-16	30-1	263/8.8	21-53	.396	10-33	.303	6-10	.600	7	15	22	0.7	24	0	11	9	5	6	58	1.9
TOTAL	130-20	1844/14.2	147-375	.392	90-268	.336	61-85	.718	43	141	184	1.4	175	2	78	55	29	59	445	3.4

Individual Career History

London Perrantes

Season	gp-gs	min/avg	Total		3-Point		F-Throws		Rebounds				Scoring							
			fg-fga	pct	fg-fga	pct	ft-fta	pct	off	def	tot	avg	pf	fo	ast	to	blk	stl	pts	avg
2013-14	37-33	1105/29.9	61-159	.384	38-87	.437	43-50	.860	8	73	81	2.2	62	0	140	40	4	33	203	5.5
2014-15	32-32	1065/33.3	67-189	.354	30-95	.316	42-54	.778	7	77	84	2.6	42	0	148	49	7	25	206	6.4
2015-16	31-31	1022/33.0	109-247	.441	65-135	.481	58-72	.806	14	78	92	3.0	36	0	136	58	3	34	341	11.0
TOTAL	100-96	3192/31.9	237-595	.398	133-317	.420	143-176	.813	29	228	257	2.6	140	0	424	147	14	92	750	7.5

Jarred Reuter

Season	gp-gs	min/avg	Total		3-Point		F-Throws		Rebounds				Scoring							
			fg-fga	pct	fg-fga	pct	ft-fta	pct	off	def	tot	avg	pf	fo	ast	to	blk	stl	pts	avg
2015-16	24-0	118/4.9	16-35	.457	0-0	.000	8-10	.800	10	15	25	1.0	24	1	4	6	0	1	40	1.7
TOTAL	24-0	118/4.9	16-35	.457	0-0	.000	8-10	.800	10	15	25	1.0	24	1	4	6	0	1	40	1.7

Jack Salt

Season	gp-gs	min/avg	Total		3-Point		F-Throws		Rebounds				Scoring							
			fg-fga	pct	fg-fga	pct	ft-fta	pct	off	def	tot	avg	pf	fo	ast	to	blk	stl	pts	avg
2015-16	20-9	135/6.8	16-32	.500	0-0	.000	1-4	.250	14	10	24	1.2	25	0	0	10	5	1	33	1.7
TOTAL	20-9	135/6.8	16-32	.500	0-0	.000	1-4	.250	14	10	24	1.2	25	0	0	10	5	1	33	1.7

Marial Shayok

Season	gp-gs	min/avg	Total		3-Point		F-Throws		Rebounds				Scoring							
			fg-fga	pct	fg-fga	pct	ft-fta	pct	off	def	tot	avg	pf	fo	ast	to	blk	stl	pts	avg
2014-15	34-1	496/14.6	47-116	.405	19-50	.380	17-27	.630	8	53	61	1.8	44	0	35	21	10	19	130	3.8
2015-16	31-8	461/14.9	48-98	.490	14-33	.424	12-22	.545	8	47	55	1.8	49	1	35	23	5	11	122	3.9
TOTAL	65-9	957/14.7	95-214	.444	33-83	.398	29-49	.592	16	100	116	1.8	93	1	70	44	15	30	252	3.9

Darius Thompson

Season	gp-gs	min/avg	Total		3-Point		F-Throws		Rebounds				Scoring							
			fg-fga	pct	fg-fga	pct	ft-fta	pct	off	def	tot	avg	pf	fo	ast	to	blk	stl	pts	avg
2015-16	33-10	609/18.5	51-101	.505	12-37	.324	26-36	.722	8	35	43	1.3	51	1	50	29	5	26	140	4.2
TOTAL	33-10	609/18.5	51-101	.505	12-37	.324	26-36	.722	8	35	43	1.3	51	1	50	29	5	26	140	4.2

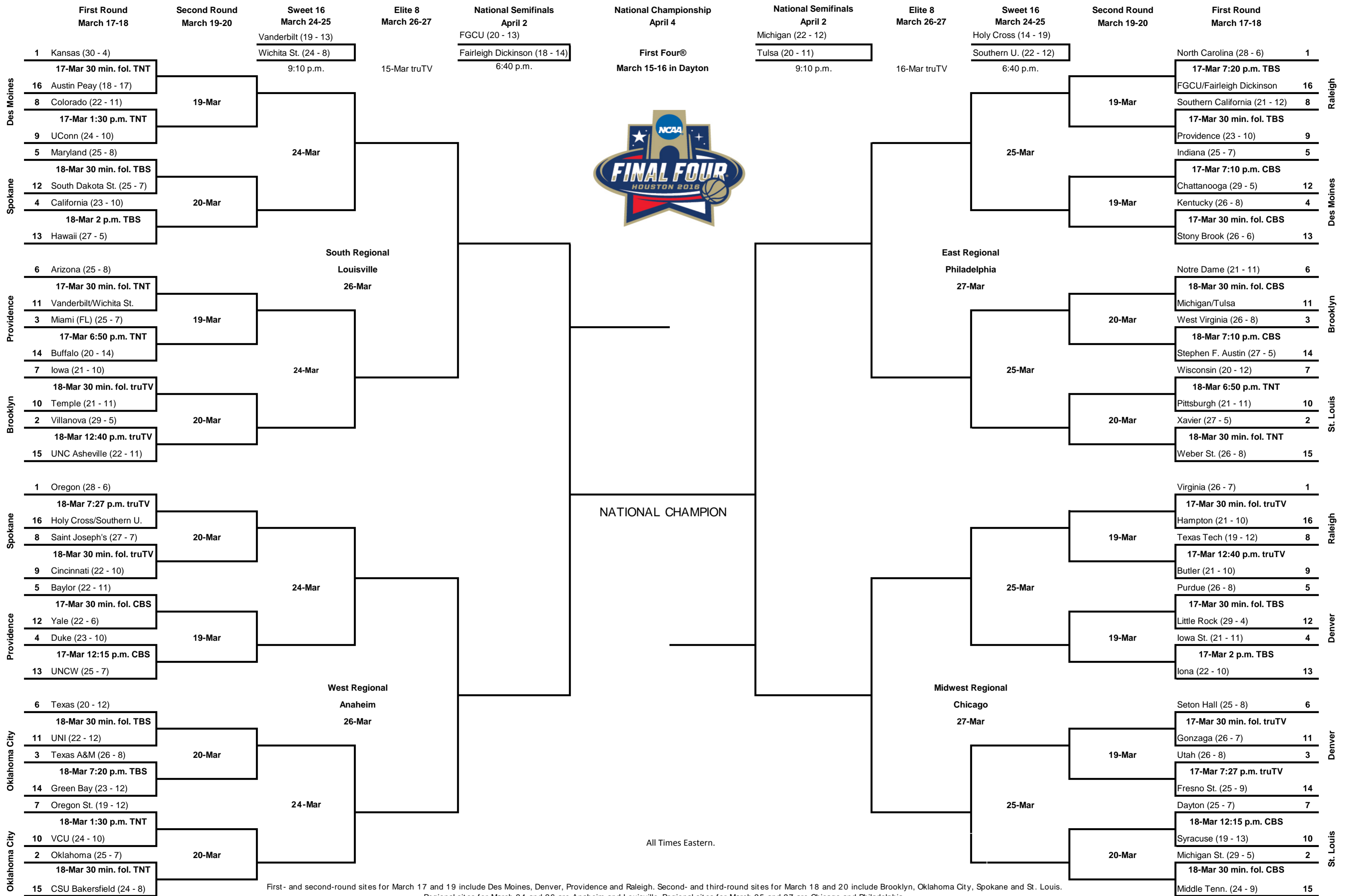
Mike Tobey

Season	gp-gs	min/avg	Total		3-Point		F-Throws		Rebounds				Scoring							
			fg-fga	pct	fg-fga	pct	ft-fta	pct	off	def	tot	avg	pf	fo	ast	to	blk	stl	pts	avg
2012-13	30-2	416/13.9	87-164	.530	3-5	.600	27-34	.794	34	52	86	2.9	40	0	13	21	18	3	204	6.8
2013-14	37-28	668/18.1	99-206	.481	1-3	.333	38-56	.679	70	69	139	3.8	73	0	11	34	39	9	237	6.4
2014-15	34-11	582/17.1	93-181	.514	0-1	.000	47-63	.746	66	106	172	5.1	66	1	12	26	22	9	233	6.9
2015-16	33-7	519/15.7	97-167	.581	2-9	.222	29-47	.617	48	94	142	4.3	68	1	14	24	17	10	225	6.8
TOTAL	134-48	2185/16.3	376-718	.524	6-18	.333	141-200	.705	218	321	539	4.0	247	2	50	105	96	31	899	6.7

Isaiah Wilkins

Season	gp-gs	min/avg	Total		3-Point		F-Throws		Rebounds				Scoring							
			fg-fga	pct	fg-fga	pct	ft-fta	pct	off	def	tot	avg	pf	fo	ast	to	blk	stl	pts	avg
2014-15	28-0	264/9.4	19-48	.396	2-3	.667	6-11	.545	19	50	69	2.5	26	0	11	15	18	5	46	1.6
2015-16	33-17	714/21.6	62-121	.512	0-3	.000	28-43	.651	49	87	136	4.1	67	0	46	24	25	28	152	4.6
TOTAL	61-17	978/16.0	81-169	.479	2-6	.333	34-54	.630	68	137	205	3.4	93	0	57	39	43	33	198	3.2

2016 NCAA Division I Men's Basketball Championship



First- and second-round sites for March 17 and 19 include Des Moines, Denver, Providence and Raleigh. Second- and third-round sites for March 18 and 20 include Brooklyn, Oklahoma City, Spokane and St. Louis. Regional sites for March 24 and 26 are Anaheim and Louisville. Regional sites for March 25 and 27 are Chicago and Philadelphia.

© 2016 National Collegiate Athletic Association. No commercial use without the NCAA's written permission.
The NCAA opposes all forms of sports wagering.