



VIRGINIA

2012-13 CAVALIER MEN'S BASKETBALL GAME NOTES

2012-13 Schedule/Results

11/9	at George Mason	[MASN]	L, 63-59
11/12	FAIRFIELD ¹	[ESPN3]	W, 54-45
11/13	DELAWARE ¹	[ESPN3]	L, 59-53
11/17	SEATTLE	[ESPN3]	W, 83-43
11/19	LAMAR ¹		W, 63-44
11/20	NORTH TEXAS ¹		W, 80-64
11/28	at Wisconsin ²	[ESPN2]	W, 60-54
12/1	GREEN BAY	[RSN]	W, 67-51
12/5	TENNESSEE	[ESPN3]	W, 46-38
12/8	MISS. VALLEY STATE	[ESPN3]	W, 67-39
12/19	MORGAN STATE	[ESPN3]	W, 75-57
12/22	vs. Old Dominion ³	[NBCSN]	L, 63-61
12/30	WOFFORD	[RSN]	W, 74-39
1/6	NORTH CAROLINA *	[ESPNU]	W, 61-52
1/9	at Wake Forest *	[RSN]	9 p.m.
1/12	at Clemson *	[ACCN]	12 p.m.
1/19	FLORIDA STATE *	[ACCN]	4 p.m.
1/24	at Virginia Tech *	[ACCN]	8 p.m.
1/26	BOSTON COLLEGE *	[RSN]	1 p.m.
1/29	NC STATE *	[ESPN2]	7 p.m.
2/3	at Georgia Tech *	[ESPNU]	2 p.m.
2/7	CLEMSON *	[ESPN or ESPN2]	7 p.m.
2/10	at Maryland *	[ACCN]	1 p.m.
2/12	VIRGINIA TECH *	[ESPNU]	7 p.m.
2/16	at North Carolina *	[ACCN]	12 p.m.
2/19	at Miami *	[ESPNU]	9 p.m.
2/24	GEORGIA TECH *	[ACCN]	2 p.m.
2/28	DUKE *	[ESPN or ESPN2]	9 p.m.
3/3	at Boston College *	[ACCN]	4 p.m.
3/7	at Florida State *[ESPN or ESPN2]		7 p.m.
3/10	MARYLAND *	[ESPNU]	6 p.m.
3/13-16	at ACC Tournament, Greensboro, N.C.		

* ACC game

1 NIT Season Tip-Off, Charlottesville, Va.

2 ACC/Big Ten Challenge, Madison, Wis.

3 Governor's Holiday Hoops Classic, Richmond, Va.

[MASN] - Mid-Atlantic Sports Network

[NBCSN] - NBC Sports Network

[ACCN] - ACC Network

[RSN] - Regional Sports Networks

All Times Eastern

Rankings are Associated Press

50.8

BY THE NUMBERS

Virginia ranks second in the nation in scoring defense at 50.8 points per game as of Jan. 7.

Game #15 - January 9, 2012

Winston-Salem, N.C. • Joel Coliseum (14,665) • 9 p.m. • Twitter: @UVAMensHoops



Virginia Cavaliers (11-3, 1-0 ACC)

at

Wake Forest Demon Deacons (7-6, 0-1 ACC)

Radio: Virginia Sports Radio Network (Dave Koehn, Ted Jeffries)

TV: Regional Sports Networks (Rich Waltz, Eddie Fogler) Online: **ESPN3**

FOR OPENERS

- Virginia continues ACC action at Wake Forest.
- The Cavaliers have won 10 of their last 11 games.
- Virginia is 0-9 in its last nine games at Wake Forest.
- The Cavaliers are 1-6 in their last seven games vs. Wake Forest.
- Virginia ranks second nationally in scoring defense at 50.8 points per game as of Jan. 7.
- UVa juniors Joe Harris and Akil Mitchell are each averaging career highs in scoring.
- Senior point guard Jontel Evans returned to the UVa lineup vs. North Carolina (1/6/13) after missing four consecutive games and nine overall with a foot injury.

ALL-TIME VS. WAKE FOREST

- Wake Forest holds a 69-60 advantage in a series that dates back to the 1910-11 season.
- Wake Forest owns a 40-13 record against the Cavaliers, including a 17-3 mark at Joel Coliseum.
- The Cavaliers won the lone meeting last season between the teams, 68-44, in Charlottesville.
- Virginia's last win at Wake Forest was a 76-67 decision on Jan. 30, 2000, at Joel Coliseum.

LAST TIME OUT

- UVa opened its 60th season of ACC play with a 61-52 win over North Carolina on Jan. 6.
- The win over UNC was UVa's first in five meetings against the Tar Heels at John Paul Jones Arena.
- Joe Harris led UVa in scoring for the ninth time with 19 points.
- Jontel Evans tallied eight points and a game-high six assists in his return to action.
- Akil Mitchell led Virginia in rebounding for the 10th time with a game-high 11 rebounds.
- Virginia was 8-14 from 3-point range and was outrebounded (35-32) for the just the third time.

ALL-TIME VS. ACC OPPONENTS

• Virginia is 501- 676 all-time against current current ACC members (8-6 vs. Boston College, 68-51 vs. Clemson, 82-53 vs. Virginia Tech, 48-115 vs. Duke, 17-21 vs. Florida State, 34-38 vs. Georgia Tech, 71-106 vs. Maryland, 5-9 vs. Miami, 50-127 vs. UNC, 58-81 vs. NC State and 60-69 vs. Wake Forest.

Starting Lineup vs. North Carolina (1/6/13)

G 5 Teven Jones R-Fr. 4.3 ppg 1.5 rpg 2.4 apg

• Team is 8-1 with Jones in the starting lineup

G 12 Joe Harris Jr. 15.3 ppg 4.1 rpg 2.5 apg

• Has scored in double figures in 12 of 14 games

G 2 Paul Jesperson So. 4.6 ppg 2.4 rpg 1.5 apg

• Tallied a career-high 11 points vs. Morgan State (12/19/12)

F 25 Akil Mitchell Jr. 12.8 ppg 9.3 rpg 1.8 apg

• Has five double-doubles this season

F 32 Darion Atkins So. 7.6 ppg 4.6 rpg 1.7 bpg

• Leads team in blocked shots (23) and is second in rebounds (65)

Virginia Athletics Media Relations • 154 John Paul Jones Arena, PO Box 400853, Charlottesville, VA 22904 • Office: (434) 982-5500 • Fax: (434) 982-5525

Erich Bacher (Primary Men's Basketball Contact)
Steve Kirkland (Secondary Men's Basketball Contact)

Office: (434) 982-5530
Office: (434) 982-5535

Cell: (720) 318-5538
Cell: (434) 825-5241

Email: bacher@virginia.edu
Email: skirkland@virginia.edu

National Rankings

ASSOCIATED PRESS (Monday, Jan. 7)

1 Duke (62)	14-0	1,622
2 Michigan (3)	15-0	1,553
3 Louisville	13-1	1,447
4 Arizona	14-0	1,442
5 Indiana	13-1	1,381
6 Kansas	12-1	1,322
7 Syracuse	14-1	1,211
8 Minnesota	14-1	1,121
9 Gonzaga	15-1	1,064
10 Missouri	11-2	1,006
11 Florida	10-2	922
12 Illinois	14-2	881
13 Creighton	14-1	789
14 Butler	12-2	761
15 Ohio State	11-3	710
16 San Diego State	12-2	591
17 Notre Dame	13-1	547
18 Kansas State	12-2	472
19 Georgetown	10-2	441
20 North Carolina State	12-2	438
21 Cincinnati	13-2	375
22 Michigan State	12-3	267
23 Wichita State	14-1	135
24 UNLV	13-2	113
25 New Mexico	13-2	102

Others receiving votes: Virginia Commonwealth 94, Wyoming 87, Oklahoma State 64, Marquette 41, UCLA 41, **Maryland 29**, Kentucky 27, Temple 13, Oregon 11, **North Carolina 4**, Pittsburgh 1

ESPN/USA TODAY COACHES (Monday, Jan. 7)

1 Duke (30)	14-0	774
2 Michigan (1)	15-0	744
3 Arizona	14-0	691
4 Louisville	13-1	677
5 Indiana	13-1	649
6 Kansas	12-1	640
7 Syracuse	14-1	585
8 Gonzaga	15-1	511
9 Florida	10-2	496
10 Minnesota	14-1	488
11 Creighton	14-1	469
12 Missouri	11-2	447
13 Illinois	14-2	366
14 Ohio State	11-3	355
15 San Diego State	12-2	314
16 Notre Dame	13-1	285
17 Butler	12-2	274
18 Michigan State	12-3	190
19 UNLV	13-2	170
20 Cincinnati	13-2	165
21 North Carolina State	12-2	153
22 Georgetown	10-2	138
23 Kansas State	12-2	131
24 Virginia Commonwealth	12-3	85
25 Wyoming	13-0	70

Others receiving votes: New Mexico 48, Wichita State 47, Kentucky 43, Oklahoma State 34, **Maryland 10**, Pittsburgh 7, **North Carolina 5**, UCLA 3, Marquette 3, Colorado State 2, Saint Mary's 2, Temple 1, Arizona State 1, Utah State 1, **VIRGINIA 1**

2012-13 Opponents in Bold

EMBRACE THE PACE

• The Cavaliers rank in the top seven nationally in seven defensive categories: points per game (2nd), assists per game (2nd), points per possession (4th), possessions per 40 minutes (5th), effective field goal percentage (5th), field goal percentage (6th) and true shooting percentage (6th).

- Virginia has held six opponents under 50 points this season.
- UVa has held its opponent under 43 percent shooting from the field in 12 of 14 games.
- The Cavaliers have held an opponent under 20 points in a half six times this season (15 vs. Fairfield, 13 vs. Seattle, 18 vs. Lamar, 16 vs. Tennessee, 17 vs. Mississippi Valley State and 17 vs. Wofford).

HEAD COACH TONY BENNETT

- Head coach Tony Bennett has posted a 64-44 mark in four seasons at UVa.
- Bennett has a 133-77 career record in seven seasons of collegiate coaching, including a 22-27 mark in ACC action.
- Bennett is 1-3 vs. Wake Forest as head coach of Virginia.
- Bennett guided the Cavaliers to their first NCAA Tournament since 2007 last season with a 22-10 record, and UVa's 22 wins were the most since 25 in 1994-95.
- UVa's nine ACC wins in 2011-12 were its most since 11 in 2006-07.
- Bennett is one of 18 Division I head coaches who played in the NBA.

HOLDING FOES UNDER 50

- Virginia is 6-0 this season when holding opponents under 50 points.
- Virginia is 23-1 when holding opponents under 50 points in the Tony Bennett era.
- Last season, Virginia set an ACC record during the shot clock era by holding 11 opponents under 50 points last season.
- The 11 games of holding opponents under 50 points were the most for the Cavaliers in a season since holding 16 opponents under 50 points in 1945-46.

THE ELECTRIC 70s

- Virginia is 29-2 when scoring at least 70 points under Tony Bennett.
- The Cavaliers are 34-42 over the past four seasons when scoring under 70 points.

60 IS THE NEW 70

- UVa is 9-1 when scoring at least 60 points and 2-2 when scoring under 60 points.
- Last season, Virginia was 18-2 when scoring at least 60 points and 4-8 when scoring under 60 points.

NO ORDINARY JOE

- Joe Harris is averaging a career-high 15.3 points, 4.1 rebounds and 2.4 assists per game.
- Harris has led UVa in scoring nine times (19 points at George Mason, 15 points vs. Fairfield, 20 vs. Delaware, 17 vs. Lamar, a season-high 22 at Wisconsin, 20 vs. Green Bay, 13 vs. Tennessee, 18 vs. Old Dominion and 19 vs. North Carolina).
- Harris has led the team in scoring 21 times and scored in double figures 48 times in 77 career games at Virginia.
- Harris is also shooting a career-high 46.9 percent (30-64) from three-point range.
- He ranks second in the ACC in three-point shooting accuracy (46.9%), fifth in made three-point field goals per game (2.1) and seventh in scoring (15.3) as of Jan. 7.

AKIL HAS A FEEL

- Akil Mitchell is averaging career highs in points (12.8) and rebounds (9.3).
- Mitchell has five double-doubles this season (15-13 vs. Delaware, 14-16 vs. Seattle, 11-10 at Wisconsin, 13-12 vs. Tennessee and 15-12 vs. Morgan State).
- Mitchell has scored in double figures in 11 of 14 games.
- Mitchell has scored a career-high 20 points two times.

NATIONAL DEFENSIVE RANKINGS

Points/Game	50.8	2nd
Assists/Game	8.1	2nd
Points/Possession	0.83	4th
Possessions/40 Minutes	61.0	5th
Effective FG%	40.4	5th
FG %	35.4	6th
True Shooting %	44.2	6th

- Mitchell has led UVa in rebounds in 10 games.
- Mitchell is also shooting a career-best 68.1 percent (47-69) from the free-throw line.
- He ranks fourth in the ACC in rebounding (9.3 rpg) as of Jan. 7.

CARRY ON DARION

- Darion Atkins has started the past nine games and is averaging a career-best 7.6 points, 4.6 rebounds and 1.6 blocked shots per game.
- He scored a career-best 17 points vs. Morgan State (12/19/12) and grabbed a career-high 11 rebounds vs. Green Bay (12/1/12).
- UVa is 9-1 with Atkins in the starting lineup.
- Atkins ranks fifth in the ACC in blocked shots (1.6 bpg).
- Atkins led UVa with 19 blocked shots last season and already has a team-leading 23 this season.

FOUNTAIN OF YOUTH

- Five Virginia freshmen (Justin Anderson, Taylor Barnette, Teven Jones, Evan Nolte and Mike Tobey) have started at least one game this season.
- Nolte leads the newcomers in scoring at 6.8 points per game, followed by Tobey (5.9), Anderson (5.4), Jones (4.3) and Barnette (2.4).
- UVa freshmen are averaging 23.2 points per game, which marks the most since Cavalier freshmen averaged 27.3 ppg in 2003-04.
- Nolte leads freshmen in steals (13) and is shooting 47.4 percent (18-38) from 3-point range.
- A freshman has led UVa in scoring three times - Tobey (17) vs. Seattle, Anderson (14) vs. North Texas and Tobey (19) vs. Wofford.
- UVa started three freshmen (Anderson, Tobey and Barnette) in its season-opening game vs. George Mason for the first time in school history.

NOT SO FAST BREAK

- Virginia has held 13 of its 14 opponents in singles digits for fast break points.
- The Cavaliers held Wisconsin and Mississippi Valley State without a fast break point.
- Virginia held North Carolina (1/6/13) to four fast break points.

CLEANING THE GLASS

- Virginia, who is averaging 34.1 rebounds per game, has outrebounded its opponent in 11 of 14 games.
- The Cavaliers have grabbed eight or more offensive rebounds in nine games.
- Akil Mitchell leads Virginia in offensive rebounds (41), defensive rebounds (89) and total rebounds (130).

RECORDS WATCH

- Jontel Evans needs eight assists and 20 steals to rank 10th on the UVa career lists.
- Joe Harris needs 11 three-pointers to rank 10th on the all-time career list.

THERE'S NO PLACE LIKE HOME AT JPJ

- Virginia is 82-32 (.719) in seven seasons at John Paul Jones Arena.
- The Cavs are 10-1 this season at JPJ after posting a 13-3 record last season.
- Virginia is 45-16 (.738) at home under head coach Tony Bennett.

NOTE WORTHY

- Virginia reserves have scored 10 or more points off the bench in 13 of 14 games.
- UVa has used six different starting lineups this season.
- Joe Harris and Akil Mitchell have started every game.
- Virginia has used the starting lineup of Teven Jones, Joe Harris, Paul Jespersen, Akil Mitchell and Darion Atkins in each of the last five games and nine of the last 10 games.
- UVa is 7-1 when shooting 70 percent or better from the free throw line.
- The Cavs are 11-2 when limiting opponents to less than 50 percent shooting from the field.
- The 84 combined points in the Virginia-Tennessee game tied for the lowest total in UVa

MEDIA INFORMATION

PRESS CREDENTIALS

Media members interested in obtaining season or game credentials should contact Erich Bacher via email at bacher@virginia.edu, office phone (434) 982-5530 or cell phone (720) 318-5538. Please allow ample time for credentials to be mailed to you. We would like to receive credential requests no later than 10 days prior to the game if at all possible. Credentials that can't be mailed will be held for pickup at the will call window at John Paul Jones Arena. You must have a press pass to be admitted to the media area and the press room.

PHOTO CREDENTIALS

All photographers and camera operators must wear a visible credential issued by the Virginia athletics media relations office. Photographers work from the baselines at both ends of the court at John Paul Jones Arena. Live television is given top priority for courtside space.

PRESS PARKING

Press parking passes are provided upon request on a limited basis. If you need a parking pass, please be sure to inform the UVa athletics media relations office when making your press or photo credential request.

INTERVIEWS

All requests for interviews with Virginia basketball coaches and players should be made through Erich Bacher in the athletics media relations office. It is requested you allow the athletics media relations staff at least one day, preferably longer, to arrange an interview.

POSTGAME INTERVIEWS

Virginia head coach Tony Bennett and the visiting head coach will meet with media representatives in the press room after each game at John Paul Jones Arena. The first coach will be available in the press room approximately 10 minutes after the conclusion of the game and the second coach will be in the press room approximately 20 minutes after the game. Virginia players will be available in the team meeting room adjacent to the men's basketball locker room after home games.

RADIO

Each visiting school is allowed one free radio broadcast from John Paul Jones Arena. The Virginia athletics media relations office provides two ISDN lines and three business touchtone lines for use by the visiting broadcast crew. Radio network crews work from a courtside location at the scorer's table. Three seats are available at the table and one seat behind the visitor's broadcast location.

GAME SERVICES

Information packets are available before each game at John Paul Jones Arena, and a full statistical summary and play-by-play sheets are distributed at halftime and after the game. Quotes from both coaches and two or three players from each team will be available at the conclusion of the game. A pregame meal is served for working members of the media in the press room on the event level of John Paul Jones Arena.

TELEPHONES/WIRELESS

The Virginia athletics media relations office will have a limited number of telephones available for postgame reporting. Should you require your own telephone for game coverage, please contact Darlene Craig or Jim Daves in the Virginia athletics media relations office. A wireless network is available at John Paul Jones Arena for visiting media. A UVa media relations representative will provide login directions.

history during the shot-clock era.

- UVa allowed under 40 points for two straight games (vs. Tennessee and Mississippi Valley State) for the first time since 1948-49 (38 by Langley Field, 39 by Richmond Royals).

LONG RANGE BOMBERS

- The Cavaliers set a John Paul Jones Arena team record for three-point shooting percentage in a game by drilling 8-of-11 (72.7%) shots beyond the arc vs. North Texas (11/20/12).
- Virginia has made six or more three-pointers in nine games.
- Joe Harris ranks second in the ACC in three-point shooting accuracy (46.9%) and fifth in made three-point field goals per game (2.1) as of Jan. 7.

VIRGINIA PICKED 7TH IN THE ACC

- Virginia was selected seventh in the preseason poll at ACC Operation Basketball.
- The Cavaliers, who were picked fourth and finished fourth last season, have finished at or higher than their predicted finish in each of the last four seasons.
- NC State is the preseason favorite, followed by Duke, North Carolina, Florida State, Miami, Maryland, Virginia, Clemson, Georgia Tech, Virginia Tech, Wake Forest and Boston College.

INSIDE THE EIGHT-GAME WINNING STREAK

- UVa's eight-game winning streak was its best since last year's 11-game winning streak from Nov. 19, 2011-Jan. 7, 2012.
- UVa shot 48 percent from the floor, 39.8 percent from the three-point line and 75.7 percent from the free-throw line during the streak.
- UVa averaged 67.6 points per game and allowed 48.8 points per game during the streak.
- The Cavaliers limited opponents to 32.2 percent shooting from the floor and 24.4 percent from the three-point line during the streak.
- Akil Mitchell led UVa in scoring during the streak at 13.9 points per game.

NONCONFERENCE NOT A PROBLEM

- UVa is 10-3 in nonconference action this season and 42-17 in nonconference play in four years under head coach Tony Bennett.
- UVa has posted nonconference wins vs. Fairfield (54-45), Seattle (83-43), Lamar (63-44), North Texas (80-64), Wisconsin (60-54), Green Bay (67-51), Tennessee (46-38), Mississippi Valley State (67-39), Morgan State (75-57) and Wofford (74-39).

BROGDON TO REDSHIRT THIS SEASON

- Sophomore guard Malcolm Brogdon will redshirt the 2012-13 season while recovering from successful foot surgery performed on March 7.
- Brogdon averaged 6.7 points and 2.8 rebounds per game in 28 games last season.

PERRANTES AND HALL SIGN WITH VIRGINIA

- Virginia signed standout guards London Perrantes (Woodland Hills, Calif.) and Devon Hall (Virginia Beach, Va.) to National Letters of Intent on Nov. 14.
- Perrantes is ranked No. 86 on ESPN's Top 100 recruiting list for 2013, while Hall is ranked No. 77 on Rivals.com's Prospect Ranking list.

ABOUT THE 2012-13 SCHEDULE

- Five of Virginia's opponents were ranked in the preseason polls (NC State, Duke, North Carolina, Wisconsin and Florida State), while another two received votes (Tennessee and Miami, Fla.).
- Six opponents earned 2012 NCAA Tournament berths, while three participated in the College Basketball Invitational and two in the National Invitation Tournament.

EUROPEAN TOUR RECAP

- The Cavaliers posted a 2-3 mark during their five-game European Tour this past August.
- UVa competed against teams from the Netherlands, Belgium and France. Joe Harris led Virginia in scoring in Europe, averaging 15.6 points per game, while Akil Mitchell averaged 13.4 ppg, Mike Tobey 11.2 ppg and Jontel Evans 9.6 ppg.

Virginia's Record When...

	All	ACC
Leading at the half:	9-1	-
Trailing at the half:	2-2	1-0
Tied at the half:	-	-
Playing Overtime	-	-
Shooting 50% or better	5-0	-
Shooting between 40-49.9%	5-0	1-0
Shooting less than 40%	1-3	-
Opponents shoot 50% or better	0-1	-
Opponents shoot less than 50%	11-2	1-0
UVa outrebounds its opponent	9-2	-
Opponent outrebounds UVa	2-1	1-0
Teams are tied in rebounds	-	-
UVa has 10 or more steals	-	-
UVa shoots 70% FT or better	7-1	-
UVa shoots less than 70% FT	4-2	1-0
Scoring less than 50 points	1-0	-
Scoring 50-59 points	1-2	-
Scoring 60-69 points	5-1	1-0
Scoring 70-79 points	2-0	-
Scoring 80-89 points	2-0	-
Scoring more than 90 points	-	-
Allowing less than 50 points	6-0	-
Allowing 50-59 points	4-1	1-0
Allowing 60-69 points	1-2	-
Allowing 70-79 points	-	-
Allowing 80-89 points	-	-
Allowing 90 or more points	-	-
Playing in John Paul Jones Arena	10-1	1-0
Playing on the road	1-1	-
Playing on a neutral court	0-1	-
Game decided by 1-4 points	0-2	-
Game decided by 5-10 points	4-1	1-0
Game decided by 11 or more pts	7-0	-
Playing at night	7-3	1-0
Playing in the afternoon	4-0	-
Playing on Monday	2-0	-
Playing on Tuesday	1-1	-
Playing on Wednesday	3-0	-
Playing on Thursday	-	-
Playing on Friday	0-1	-
Playing on Saturday	3-1	-
Playing on Sunday	2-0	1-0
Playing in November	5-2	-
Playing in December	5-1	-
Playing in January	1-0	1-0
Playing in February	-	-
Playing in March	-	-
Playing on TV	4-2	1-0
Playing Online	5-1	-

SCOTT WILL BE TOUGH TO REPLACE

- UVa will miss the 2011-12 third-team All-American Mike Scott, who is now a member of the NBA's Atlanta Hawks.
- Scott, who led Virginia in scoring and rebounding last season, was the first Cavalier to earn All-America honors since Ralph Sampson in 1983.
- Scott totaled 1,538 points and 944 rebounds in 130 career games at UVa.
- Scott is averaging two points per game in 11 games for Atlanta as of Jan. 7.

ON THE AIR THIS SEASON

- Most all of Virginia's games this season will be broadcast either on television or online this season. The only games that were not broadcast were the NIT Season Tip-Off consolation games on Nov. 19-20.
- All games will be broadcast on the Virginia Sports Radio Network with David Koehn (play-by-play) and Ted Jeffries (analyst) calling the action.

ON THE HORIZON

- Virginia continues ACC action at Clemson on Saturday, Jan. 12. Tipoff at Littlejohn Coliseum is set for 12 p.m.

ACC COACHES TELECONFERENCE

The 12 ACC head basketball coaches will be featured on nine Monday teleconferences during the 2012-13 season. The season's first teleconference took place on Monday, January 7, 2013, and continues through Monday, March 11. Each coach will have 10 minutes to make an opening statement and answer questions. There will be an instant replay of each teleconference on the Conference's internet site TheACC.com each Monday afternoon.

Jeff Bzdelik, Wake Forest	10:30
James Johnson, Virginia Tech	10:40
Tony Bennett, Virginia	10:50
Mark Gottfried, NC State	11:00
Roy Williams, North Carolina	11:10
Jim Larranaga, Miami	11:20
Mark Turgeon, Maryland	11:30
Brian Gregory, Georgia Tech	11:40
Leonard Hamilton, Florida State	11:50
Mike Krzyzewski, Duke	12:00
Brad Brownell, Clemson	12:10
Steve Donahue, Boston College	12:20

If you need the telephone number to access the teleconference, please contact the Virginia athletics media relations office.

Head Coach Tony Bennett
4TH SEASON AT VIRGINIA

Alma Mater: Green Bay '92
Hometown: Green Bay, Wis.

CAREER HEAD COACHING RECORD

64-44 4 seasons at Virginia
69-33 3 seasons at Washington State
133-77 7 seasons

AT VIRGINIA

- First coach in Virginia history to win his first three ACC games
- Has improved Virginia's record in each of his first three seasons (15 wins in 2009-10, 16 wins in 2010-11 and 22 wins in 2011-12)
- Recorded his 100th career win at Maryland in the 2010-11 regular-season finale


AT WASHINGTON STATE

- 2007 National Coach of the Year
- Led WSU to the 2007 and 2008 NCAA Tournaments
- 2008 NCAA Sweet Sixteen
- Led WSU to the highest ranking in school history (No. 4)

PLAYING CAREER

- Played for his father, Dick Bennett, at Green Bay
- Two-time Mid-Continent Conference Player of the Year
- Finished career as the all-time leading scorer in conference history with 2,285 points
- Still the NCAA career 3-point percentage leader at 49.7 percent
- 1992 Frances Pomeroy Naismith Award (best senior player under six-feet tall)
- 1992 GTE Academic All-American of the Year
- Played three seasons in the NBA with Charlotte Hornets (1992-95)
- One of 18 active Division I head coaches who played in the NBA

Bennett's Year-by-Year Coaching Record

Year	School	Record	Conference	Postseason
2006-07	Washington State	26-8	13-5	NCAA 2nd Round
2007-08	Washington State	26-9	11-7	NCAA Sweet 16
2008-09	Washington State	17-16	8-10	NIT First Round
2009-10	Virginia	15-16	5-11	
2010-11	Virginia	16-15	7-9	
2011-12	Virginia	22-10	9-7	NCAA Second Round
2012-13	Virginia	11-3	1-0	
Totals		133-77	54-49	

Coach's Corner Radio Show

- The Farm Bureau Insurance Coach's Corner with Tony Bennett and the "Voice of the Cavaliers" Dave Koehn at the Wild Wing Cafe in Charlottesville airs on the Virginia Sports Radio Network and VirginiaSports.com throughout the basketball season.
- The schedule for the Coach's Corner is as follows: Dec. 3, 10, 17; Jan. 2, 7, 14, 21, 28; Feb. 4, 11, 18, 25; March 4, 11, 18, 25 and April 1.

No.	Player	Pos.	Yr.	Ht.	Wt.	Hometown	PPG	RBG	Other	Minutes
0	Doug Browman (<i>Brow-man</i>) • Contributed a career-high six assists in a career-high 23 minutes vs. Wofford	G	Sr.	5-11	171	Midlothian, Va.	0.1	1.2	1.1 apg	8.1
1	Jontel Evans • Tallied eight points and six assists vs. North Carolina (1/6/13) after missing four games with a foot injury	G	Sr.	5-11	193	Hampton, Va.	2.8	1.6	3.4 apg	16.2
2	Paul Jespersion (<i>JESS-per-sen</i>) • Scored a career-high 11 points vs. Morgan State (12/19/12)	G	So.	6-6	198	Merrill, Wis.	4.6	2.4	1.5 apg	25.3
4	Taylor Barnette • Tallied eight points, including 2-for-3 from 3-point range, and had four assists off the bench vs. Seattle (11/17/12)	G	Fr.	6-3	172	Lexington, Ky.	2.4	0.9	1.4 apg	14.8
5	Teven Jones • Has started nine of the last 10 games at point guard and made a pair of 3-pointers in each of the last two games	G	R-Fr.	6-0	180	Kannapolis, N.C.	4.3	1.5	2.4 apg	23.4
10	Mike Tobey • Scored a season-high 19 points on 9-10 shooting in a season-high 27 minutes vs. Wofford (12/30/12)	F/C	Fr.	6-11	227	Monroe, N.Y.	5.9	2.0	0.7 bpg	12.3
11	Evan Nolte • Leads UVa freshmen in scoring and is shooting 47.4 percent (18-38) from three-point range	F	Fr.	6-8	207	Milton, Ga.	6.8	2.2	0.9 spg	20.4
12	Joe Harris • Leads the team in scoring, assists (34) and three-point field goals (30)	G	Jr.	6-6	223	Chelan, Wash.	15.3	4.1	2.5 apg	29.9
13	Anthony Gill • Will sit out 2012-13 season after transferring from South Carolina (2011-12 stats at South Carolina)	F	So.	6-8	229	Charlotte, N.C.	7.6	4.7	1.0 apg	25.3
21	Justin Miller • Joined the team as a walk-on after transferring from Missouri. Has not played yet this season	G	Fr.	6-1	175	Columbia, Mo.	--	--	--	--
22	Malcolm Brogdon • Will redshirt the 2012-13 season while recovering from foot surgery	G	So.	6-5	210	Norcross, Ga.	--	--	--	--
23	Justin Anderson • Tallied season highs in points (15) and rebounds (9) vs. Mississippi Valley State (12/8/12)	G	Fr.	6-6	226	Montross, Va.	5.4	3.0	2.1 apg	20.3
24	Caid Kirven • Made his collegiate debut vs. Mississippi Valley State (12/8/12)	F	Fr.	6-8	217	Raleigh, N.C.	0.0	0.0	0.0 apg	2.0
25	Akil Mitchell (<i>Ah-keel</i>) • Averaging a career-high 12.8 points and 9.3 rebounds per game	F	Jr.	6-8	230	Charlotte, N.C.	12.8	9.3	1.8 apg	28.4
30	Thomas Rogers • Played in five games	G	Jr.	6-6	206	Farmville, Va.	0.0	0.4	0.2 apg	2.4
32	Darion Atkins (<i>Derry-on</i>) • Leads the team with 23 blocked shots and is second in rebounding at 4.6 per game	F	So.	6-8	225	Clinton, Md.	7.6	4.6	1.7 bpg	22.4

Head Coach:
Associate Head Coach:
Assistant Coaches:
Director of Basketball Operations:
Asst. AD for Men's Basketball Administration:
Graduate Manager:
Technology & Scouting Assistant:
Strength and Conditioning Coach:
Athletic Trainer:
Tony Bennett (Green Bay '92 / fourth season at Virginia)

Ritchie McKay (Seattle Pacific '87 / fourth season at Virginia)

Ron Sanchez (SUNY-Oneonta '97 / fourth season at Virginia)

Jason Williford (Virginia '95 / fourth season at Virginia)

Brad Soucie (Christian Heritage '91 / fourth season at Virginia)

Ronnie Wideman (Washington State '06 / fourth season at Virginia)

Mark Vershaw (Wisconsin '01 / first season at Virginia)

Marlon Stewart (Washington State '08 / first season at Virginia)

Mike Curtis (Virginia '98 / fourth season at Virginia)

Ethan Saliba (Kansas '79 / 30th year at Virginia)

Virginia's Game-by-Game Starting Lineup

Opponent	Guard	Guard	Guard	Forward	Forward
at GMU	Barnette	Harris	Anderson	Mitchell	Tobey
Fairfield	Barnette	Harris	Jespersion	Mitchell	Atkins
Delaware	Anderson	Harris	Jespersion	Mitchell	Nolte
Seattle	Anderson	Harris	Jespersion	Mitchell	Nolte
Lamar	Jones	Harris	Jespersion	Mitchell	Nolte
North Texas	Jones	Harris	Jespersion	Mitchell	Atkins
at Wisconsin	Jones	Harris	Jespersion	Mitchell	Atkins
Green Bay	Jones	Harris	Jespersion	Mitchell	Atkins
Tennessee	Evans	Harris	Jespersion	Mitchell	Atkins
MVSU	Jones	Harris	Jespersion	Mitchell	Atkins
Morgan State	Jones	Harris	Jespersion	Mitchell	Atkins
Old Dominion	Jones	Harris	Jespersion	Mitchell	Atkins
Wofford	Jones	Harris	Jespersion	Mitchell	Atkins
North Carolina	Jones	Harris	Jespersion	Mitchell	Atkins

The Last Time

VIRGINIA INDIVIDUALS

- **Scored 30 points:** Mike Scott (35) at Maryland (3/4/12)
- **Scored 40 points:** Sean Singletary (41) at Miami (3/1/08)
- **Two players with 20 points:** Joe Harris (20) and Akil Mitchell (20) vs. Green Bay (12/1/12)
- **Three players with 20 points:** Chris Williams (27), Roger Mason, Jr. (22) and Donald Hand (20) vs. Duke (1/5/00)
- **Four players with 20 points:** Chris Williams (23), Donald Hand (22), Adam Hall (21), and Travis Watson (20) vs. Georgetown (3/15/00)
- **A player with back-to-back 25-point games:** Mike Scott, 28 vs. Florida State (3/1/12), 35 at Maryland (3/4/12)
- **One player scored in double figures:** Joe Harris (19) vs. North Carolina (1/6/13)
- **No players scored in double figures:** vs. Maryland (1/27/11)
- **Five players scored in double figures:** Justin Anderson (14), Teven Jones (13), Evan Nolte (13), Joe Harris (12), Darion Mitchell (10) vs. North Texas (11/20/12)
- **Six players scored in double figures:** Sean Singletary (27), Adrian Joseph (13), Jamil Tucker (13), Mamadi Diane (12), Calvin Baker (11), Laurynas Mikalauskas (11), vs. Maryland (3/9/08)
- **Seven players scored in double figures:** Cornel Parker (20), Junior Burrough (15), Ted Jeffries (14), Cory Alexander (13), Jason Williford (12), Yuri Barnes (11) and Doug Smith (11) vs. Clemson (1/13/93)
- **Had 15 rebounds:** Akil Mitchell (16) vs. Seattle (11/17/12)
- **Had 20 rebounds:** Travis Watson (20) vs. Wofford (1/2/03)
- **Had 25 rebounds:** Bob Mortell (25) vs. Washington & Lee (2/27/60)
- **Two players with 10 rebounds:** Akil Mitchell (12) and Mike Scott (10) vs. NC State (3/9/11)
- **Three players with 10 rebounds:** Yuri Barnes (13), Jason Williford (12) and Junior Burrough (11) vs. Rice (12/4/93)
- **Double-Double:** Akil Mitchell (15 pts, 12 rebs) vs. Morgan State (12/19/12)
- **Two players had a double-double:** Mike Scott (23 pts, 10 rebs) and Akil Mitchell (10 pts, 12 rebs) vs. NC State (3/9/12)
- **Three players had a double-double:** Jason Williford (10 pts, 15 rebs), Ted Jeffries (23 pts, 10 rebs), and Cornel Parker (11 pts, 11 rebs) at William & Mary (1/25/93)
- **Double-Double with points and assists:** Sean Singletary (22 pts, 10 assts) vs. Old Dominion (3/24/08)
- **Triple-Double:** Ralph Sampson (15 pts, 22 rebs, 10 blks) vs. Old Dominion (12/29/79)
- **Four Double-Doubles in a row:** Mike Scott [5 in a row] (27 pts, 15 rebs) vs. Oklahoma (11/23/10), (16 pts, 10 rebs) vs. Wichita State (11/24/10), (17 pts, 12 rebs) at Minnesota (11/29/10), (21 pts, 13 rebs) at Virginia Tech (12/5/10), (10 pts, 13 rebs) vs. Radford (12/7/10)
- **20 points and 20 rebounds:** Travis Watson (21 pts, 20 rebs) vs. Wofford (1/2/03)
- **10 assists:** Jontel Evans (10) vs. Howard (1/4/11)
- **5 Blocked Shots:** Assane Sene (5) at Boston College (1/19/11)
- **5 Steals:** Jontel Evans (5) vs. Green Bay (12/1/12)
- **Led UVA in Points, Rebounds and Assists:** Joe Harris (19 pts, 8 rebs, 3 assts) vs. at George Mason (11/9/12)
- **Hit a last second shot to win a game:** Sean Singletary vs. Duke (2/1/07) [jumper with one second in OT]; J.R. Reynolds vs. Loyola Marymount (12/23/04) [layup with 1.5 seconds in regulation]
- **Played every minute:** Sylvan Landesberg (45) vs. Clemson (2/15/09)
- **Played 40 or more minutes:** Mike Scott (44), Sammy Zeglinski (44), Jontel Evans (42) at Maryland (3/4/12)

VIRGINIA TEAM

- **Won in Overtime:** at Maryland, 75-72 (3/4/12)
- **Lost in Overtime:** vs. Miami, 62-69 (3/10/11)
- **Played Two Overtimes:** vs. Maryland, L 89-92 (2/19/05)
- **Played Three Overtimes:** vs. Georgetown, L 111-115 (3/15/00)
- **Shot 70 percent for a Half:** 70.8% (17-24) vs. Wofford 2nd Half (12/30/12)
- **Shot 60 percent in a Game:** 63.8% (30-47) vs. Wofford (12/30/12)
- **Shot less than 30 percent in a Game:** 28.6% (16-56) vs. Duke (2/16/11)
- **Shot 90 percent from the free throw line:** 100% (11-11) vs. Lamar (11/19/12)
- **Shot 50 percent from 3-point line:** 57.1% (8-14) vs. North Carolina (1/6/13)
- **Shot less than 30 percent in a half:** 22.2% (6-27) in 1st Half vs. Delaware (11/13/12)
- **Shot less than 20 percent in a half:** 16.7% (4-24) in 2nd Half vs. Radford (12/7/10)
- **Shot 55 percent or better and lost:** 56.9% (29-51) vs. Duke (3/14/03)
- **Attempted 50 FTs:** 52 (made 34) vs. Howard (12/12/94)
- **Made 30 FTs:** 31 (36 att.) vs. Tennessee (3/18/07)
- **Made 10 3-pt FGs:** 10 vs. NC State (3/1/11)
- **Failed to make a 3-pt FG:** vs. Drake (11/21/11)
- **Had 50 rebounds:** 50 vs. North Carolina (11/15/09)
- **Had 25 assists:** 27 vs. Howard (11/21/01)
- **Had 15 steals:** 16 vs. NC State (2/24/08)
- **Had 10 blocks:** 10 at Virginia Tech (1/10/09)
- **Scored 50 pts in a half:** 58 at Minnesota, 2nd half (11/29/10)
- **Scored 60 pts in a half:** 60 vs. Gonzaga, 1st half (1/3/07)
- **Scored 70 pts in a half:** 70 vs. Coastal Carolina, 2nd half (11/20/00)
- **Scored 100 pts (ACC):** 103 vs. Maryland (1/16/07)
- **Scored 100 pts (non-conf):** 107 vs. VMI (11/16/08)
- **Scored under 20 pts in 1st half:** 15 vs. Delaware (11/13/12)
- **Scored under 20 pts in 2nd half:** 16 vs. BC (2/26/11)
- **Scored under 50 pts in a game:** 46 vs. Tennessee (12/5/12)

OPPONENT INDIVIDUALS

- **Scored 30 points:** DeWayne Jackson (32), Morgan State (12/19/12)
- **Scored 35 points:** J.J. Redick (40), Duke (1/28/06)
- **Scored 40 points:** J.J. Redick (40), Duke (1/28/06)
- **Scored 50 points:** Len Chappell (50), Wake (2/12/62)
- **Two players with 20 points:** Kyle Singler (21) and Jon Scheyer (20), Duke (2/28/10)
- **Three players with 20 points:** Seth Curry (26), Kyle Ohman (26), Anthony Smith (21), Liberty (11/25/08)
- **Two players with 30 points:** Trevor Powell (31) and Tony Smith (31), Marquette (2/3/90)
- **No players scored in double figures:** George Mason (12/6/11)
- **Five players scored in double figures:** Isaiah Thomas (18), C.J. Wilcox (17), Abdul Gaddy (12), Terrence Ross (12), Justin Holiday (11), Washington (11/22/10)
- **Six players scored in double figures:** C.J. Harris (15), Ari Stewart (12), Travis McKie (12), J.T. Terrell (11), Ty Walker (11), Gary Clark (10), at Wake Forest (1/29/11)
- **Seven players scored in double figures:** Stanley Burrell (15), Drew Lavender (13), C.J. Anderson (12), B.J. Raymond (12), Josh Duncan (11), Charles Bronson (11), and Jason Love (10), at Xavier (1/3/08)
- **Double-Double:** DeShawn Painter (11 pts, 11 rebs), Old Dominion (12/22/12)

- **Double-Double with points and assists:** Eric Hayes (10 pts, 11 assts), at Maryland (1/20/09)
- **Two players had a double-double:** Harrison Barnes (14 pts, 11 rebs) and John Henson (10 pts, 10 rebs), at North Carolina (2/11/12)
- **Had 15 rebounds:** Jamelle Hagins (16), Delaware (11/13/12)
- **Had 20 rebounds:** Tim Duncan (23), Wake (2/22/97)
- **Had 10 assists:** Eric Hayes (11), at Maryland (1/20/09)
- **5 Blocked Shots:** Robert Nwankwo (5), Towson (12/30/11)
- **5 Steals:** Allen Tate (5), at Seattle (12/21/11)
- **Hit a last second shot to win a game:** Ian Miller of Florida State (3/1/12) [0.8 seconds in regulation]

OPPONENT TEAM

- **Shot less than 30 percent in a Game:** 19% (11-58), Mississippi Valley State (12/8/12)
- **Shot less than 30 percent in a Game (ACC):** 26.9% (14-52), Maryland (2/18/12)
- **Shot 60 percent in a Game:** 63.8% (37-58), at Xavier (1/3/08)
- **Shot 55 percent or better and lost:** 55.3% (26-47), Cleveland State (11/25/09)
- **Scored 100 pts:** 106, Washington (11/22/10)
- **Scored 60 pts in a half:** 60, at Miami, 2nd half (3/1/08)
- **Scored under 20 pts in 1st half:** 17, Wofford (12/30/12)
- **Scored under 20 pts in 2nd half:** 17, Mississippi Valley State (12/8/12)
- **Scored under 50 pts in a game:** 39, Wofford (12/30/12)
- **Had 25 assists:** 27, at Xavier (1/3/08)
- **Had 15 steals:** 15, VMI (11/16/08)
- **Had 10 blocks:** 10 at Maryland (3/5/11)
- **Failed to make a 3-pt FG:** vs. Arizona State (11/27/99)

VIRGINIA 59 November 9, 2012
GEORGE MASON 63 Patriot Center • Fairfax, Va.

VIRGINIA (0-1)

Player	FG	3FG	FT	O-D	Reb	PF	Pts	A	TO	Blk	Stl	Min
Tobey (F)	2-6	1-1	0-0	0-1	1	2	5	0	1	0	0	18
Mitchell (F)	4-6	0-0	3-5	3-4	7	1	11	0	1	1	2	30
Barnette (G)	2-6	1-5	0-0	0-0	0	1	5	0	1	0	0	27
Harris (G)	6-15	4-7	3-4	1-7	8	3	19	3	4	0	0	35
Anderson (G)	1-5	0-3	2-5	2-1	3	3	4	3	1	0	1	27
Browman	0-0	0-0	0-0	0-3	3	1	0	2	0	0	0	11
Jespersion	1-3	0-1	0-0	1-1	2	1	2	1	0	0	0	19
Nolte	2-6	2-4	0-0	1-1	2	4	6	3	2	0	0	17
Atkins	3-5	0-0	1-1	3-1	4	4	7	0	2	0	0	16
				0-2	2							
TOTALS	21-52	8-21	9-15	11-21	32	20	59	12	12	1	3	200
	.404	.381	.600									

GEORGE MASON (1-0)

Player	FG	3FG	FT	O-D	Reb	PF	Pts	A	TO	Blk	Stl	Min
Williams (F)	5-7	0-0	1-2	0-3	3	2	11	0	2	2	3	37
Arledge (F)	2-2	0-0	0-0	0-3	3	4	4	2	1	0	0	13
Okolaji (F)	3-5	1-1	1-2	0-4	4	1	8	0	1	0	1	24
Allen (G)	4-7	2-2	3-4	0-4	4	1	13	5	1	0	1	32
Wright (G)	6-9	2-4	1-5	0-2	2	2	15	2	2	0	0	33
Bennett	1-1	0-0	0-0	1-0	1	0	2	0	1	0	0	5
Holloway	0-2	0-1	0-0	0-1	1	0	0	0	0	0	0	4
Vaughns	0-4	0-2	0-0	0-0	0	2	0	0	1	0	0	19
Edwards	1-1	0-0	2-2	0-0	0	1	4	2	0	0	0	8
Gujanovic	2-6	2-4	0-4	2-5	7	3	6	3	1	0	0	25
		1-4	5									
TOTALS	24-44	7-14	8-19	3-23	26	16	63	14	10	2	5	200
	.545	.500	.421									

VIRGINIA	25	34	59
GEORGE MASON	28	35	63

Officials: Roger Ayers, Bernard Clinton, Tim Kelly
 Technicals: none
 Attendance: 9,840

FAIRFIELD 45 November 12, 2012
VIRGINIA 54 John Paul Jones Arena • Charlottesville, Va.

FAIRFIELD (1-1)

Player	FG	3FG	FT	O-D	Reb	PF	Pts	A	TO	Blk	Stl	Min
Barrow (F)	1-7	0-0	0-0	1-0	1	3	2	0	0	1	1	29
Mikulic (F)	5-7	3-5	0-0	1-6	7	4	13	0	4	3	0	21
Matthews (F)	1-3	0-1	2-2	2-2	4	2	4	0	0	1	0	22
Needham (G)	4-11	2-8	0-0	0-4	4	2	10	4	3	0	1	37
Wade (G)	3-10	2-5	2-2	2-4	6	1	10	4	3	0	1	33
Jenkins	0-3	0-0	0-0	0-0	0	0	0	0	0	0	0	7
Gilbert	0-0	0-0	0-0	0-0	0	0	0	0	0	0	0	2
Sidibe	2-3	0-0	0-0	2-1	3	1	4	0	0	0	0	11
Nickerson	1-3	0-2	0-2	1-2	3	3	2	1	3	0	2	28
				1-1	2							
TOTALS	17-47	7-21	4-6	10-20	30	16	45	9	13	5	5	200
	.362	.333	.667									

VIRGINIA (1-1)

Player	FG	3FG	FT	O-D	Reb	PF	Pts	A	TO	Blk	Stl	Min
Mitchell (F)	4-11	0-0	4-6	3-5	8	2	12	2	1	1	1	33
Atkins (F)	0-2	0-0	0-0	0-1	1	0	0	0	1	1	0	9
Jespersion (G)	2-4	1-3	1-2	0-1	1	1	6	2	1	0	0	29
Barnette (G)	0-0	0-0	0-0	0-1	1	1	0	0	0	0	0	18
Harris (G)	5-11	0-0	5-6	2-5	7	2	15	3	1	1	1	34
Browman	0-0	0-0	0-0	0-0	0	0	0	1	3	0	0	6
Tobey	3-8	0-1	0-0	1-2	3	1	6	0	0	0	0	16
Nolte	4-6	1-2	2-2	0-1	1	0	11	2	1	0	3	28
Anderson	1-5	0-2	2-4	2-3	5	1	4	4	1	1	0	27
				3-2	5							
TOTALS	19-47	2-8	14-20	11-21	32	8	54	14	9	4	5	200
	.404	.250	.700									

FAIRFIELD	30	15	45
VIRGINIA	28	26	54

Officials: Karl Hess, Les Jones, Alfred Smith
 Technicals: none
 Attendance: 8,568

DELAWARE 59 November 13, 2012
VIRGINIA 53 John Paul Jones Arena • Charlottesville, Va.

DELAWARE (2-1)

Player	FG	3FG	FT	O-D	Reb	PF	Pts	A	TO	Blk	Stl	Min
Brinkley (F)	3-4	0-0	0-0	1-0	1	2	6	0	4	1	0	26
Hagins (F)	4-6	0-0	2-2	5-11	16	1	10	1	2	1	1	38
Threath (G)	6-12	1-3	1-3	0-5	5	2	14	3	4	0	3	36
Saddler (G)	3-12	2-6	7-8	0-4	4	3	15	2	2	0	0	30
Anderson (G)	2-6	2-6	0-0	1-2	3	1	6	0	1	0	1	33
Rogers	1-5	0-1	2-2	0-0	0	0	4	1	1	0	1	21
Baptiste	1-2	0-0	2-2	2-1	3	4	4	0	0	0	1	16
				1-0	1							
TOTALS	20-47	5-16	14-17	10-23	33	13	59	7	14	2	7	200
	.426	.313	.824									

VIRGINIA (1-2)

Player	FG	3FG	FT	O-D	Reb	PF	Pts	A	TO	Blk	Stl	Min
Nolte (F)	1-8	1-5	0-0	1-0	1	1	3	0	1	0	3	24
Mitchell (F)	5-11	0-0	5-8	5-8	13	4	15	3	1	1	0	30
Jespersion (G)	1-4	0-3	0-0	0-5	5	2	2	2	0	1	0	34
Harris (G)	7-19	3-9	3-4	2-2	4	5	20	1	3	0	0	38
Anderson (G)	1-3	0-1	0-0	1-0	1	3	2	2	4	1	2	30
Browman	0-2	0-2	0-0	0-1	1	0	0	1	0	0	0	8
Evans	0-0	0-0	0-0	0-1	1	1	0	0	2	0	0	3
Barnette	0-1	0-1	0-0	0-0	0	1	0	0	0	0	0	5
Tobey	0-2	0-0	0-0	0-1	1	0	0	0	1	1	0	5
Atkins	5-7	0-0	1-3	3-0	3	0	11	1	0	0	0	23
				4-1	5							
TOTALS	20-57	4-21	9-15	16-19	35	17	53	10	12	4	5	200
	.351	.190	.600									

DELAWARE	28	31	59
VIRGINIA	15	38	53

Officials: Tim Nestor, Tony Chiazza, Bill Covington, Jr.
 Technicals: none
 Attendance: 8,490

SEATTLE 43 November 17, 2012
VIRGINIA 83 John Paul Jones Arena • Charlottesville, Va.

SEATTLE (1-1)

Player	FG	3FG	FT	O-D	Reb	PF	Pts	A	TO	Blk	Stl	Min
Sunderhaus (F)	4-8	1-2	0-0	3-3	6	3	9	0	1	0	1	20
Trent (F)	1-5	0-1	0-0	1-3	4	3	2	0	6	0	1	17
Green (C)	2-3	0-0	2-3	2-0	2	2	6	0	0	0	0	14
Obasi (G)	1-5	0-0	2-5	0-0	0	0	4	1	0	0	1	18
Carter (G)	3-15	2-8	0-0	1-1	2	1	8	1	4	0	1	24
Tate	0-5	0-1	2-2	3-3	6	3	2	0	3	0	1	22
Pickett	1-5	0-1	0-0	0-1	1	3	2	1	2	0	3	16
Rasmussen	3-6	2-5	0-0	0-1	1	1	8	0	1	0	1	27
Crook	0-2	0-1	1-2	1-0	1	0	1	0	0	0	0	12
Trimble	0-2	0-0	1-2	0-0	0	0	1	1	0	0	0	11
Diop	0-0	0-0	0-0	0-0	0	0	0	0	0	0	0	2
Bidart	0-1	0-0	0-0	0-0	0	2	0	0	0	0	1	4
Flora	0-2	0-0	0-0	0-2	2	1	0	0	2	0	10	13
				3-1	4							
TOTALS	15-59	5-19	8-14	14-15	29	19	43	4	19	0	10	200
	.254	.263	.571									

VIRGINIA (2-2)

Player	FG	3FG	FT	O-D	Reb	PF	Pts	A	TO	Blk	Stl	Min

LAMAR **44** November 19, 2012
VIRGINIA **63** John Paul Jones Arena • Charlottesville, Va.

LAMAR (0-4)

Player	FG	3FG	FT	O-D	Reb	PF	Pts	A	TO	Blk	Stl	Min
Mitchell (F)	4-8	0-0	0-0	1-1	2	0	8	1	2	1	1	31
Wilson (F)	0-4	0-0	2-2	1-2	3	1	2	0	2	0	0	15
Brown (F)	3-7	0-0	5-6	0-6	6	1	11	2	1	1	0	33
Minton (G)	1-6	0-1	0-0	2-4	6	2	2	2	2	2	1	28
Minor (G)	0-2	0-0	0-0	0-0	0	1	0	0	2	0	0	11
Blanks	2-8	2-4	2-2	0-3	3	1	8	1	2	0	1	27
Acosta	4-7	0-0	2-2	1-2	3	4	10	1	1	1	0	30
Hancock	1-2	1-1	0-0	0-1	1	1	3	1	1	0	0	20
Webb	0-1	0-0	0-0	0-1	1	1	0	0	1	0	0	2
Ebomwonyi	0-1	0-0	0-0	0-0	0	1	0	0	0	1	0	3
				1-2	3							
TOTALS	15-46	3-6	11-12	6-22	28	13	44	8	14	6	3	200
	.326	.500	.917									

VIRGINIA (3-2)

Player	FG	3FG	FT	O-D	Reb	PF	Pts	A	TO	Blk	Stl	Min
Nolte (F)	1-4	0-2	0-0	0-0	0	3	2	1	0	0	3	22
Mitchell (F)	2-7	0-0	6-6	3-5	8	2	10	2	0	0	0	23
Jespersion (G)	3-6	3-5	0-0	0-5	5	0	9	1	2	2	1	32
Jones (G)	2-5	0-1	2-2	0-0	0	3	6	2	1	1	1	27
Harris (G)	7-11	3-5	0-0	0-5	5	1	17	2	0	2	3	25
Browman	0-0	0-0	0-0	0-0	0	0	0	0	0	0	0	3
Barnette	1-2	0-1	0-0	0-1	1	1	2	1	1	0	0	10
Tobey	3-8	0-1	0-0	0-1	1	2	6	0	2	1	0	17
Anderson	2-6	0-1	2-2	0-3	3	0	6	2	2	1	1	20
Rogers	0-0	0-0	0-0	0-0	0	0	0	0	0	0	0	2
Atkins	2-4	0-0	1-1	0-1	1	4	5	1	1	1	0	19
				4-1	5							
TOTALS	23-53	6-16	11-11	7-22	29	16	63	12	9	8	9	200
	.434	.375	1.000									

LAMAR	18	26	44
VIRGINIA	32	31	63

 Officials: Gary Prager, Chris Beaver, Tony Chiazza
 Technicals: None
 Attendance: 1,444

NORTH TEXAS **64** November 20, 2012
VIRGINIA **80** John Paul Jones Arena • Charlottesville, Va.

NORTH TEXAS (3-3)

Player	FG	3FG	FT	O-D	Reb	PF	Pts	A	TO	Blk	Stl	Min
T. Mitchell (F)	4-8	1-5	7-9	4-5	9	3	16	0	3	3	1	34
Franklin (F)	1-5	0-0	3-4	4-2	6	2	5	1	2	2	1	21
A. Williams (G)	4-11	0-0	3-5	1-0	1	2	11	0	1	0	2	33
Jones (G)	3-8	0-2	0-0	2-1	3	4	6	2	1	0	1	23
J. Williams (G)	4-15	0-6	4-5	2-0	2	4	12	0	4	0	0	28
Holmen	1-5	0-2	2-2	2-3	5	2	4	0	0	0	0	15
Hardwick	0-0	0-0	0-1	0-1	1	2	0	2	1	0	0	20
A. Mitchell	0-0	0-0	0-0	0-0	0	0	0	0	0	0	0	1
Patton	1-2	1-2	0-0	0-0	0	0	3	0	0	0	1	6
Overlander	1-2	1-2	0-0	0-0	0	0	3	0	0	0	1	8
Stojiljkovic	0-0	0-0	0-0	0-0	0	1	0	0	1	0	0	4
Coleman	2-2	0-0	0-0	1-0	1	1	4	0	1	0	0	7
				5-1	6							
TOTALS	21-58	3-19	19-26	21-33	34	21	64	5	14	5	7	200
	.362	.158	.731									

VIRGINIA (4-2)

Player	FG	3FG	FT	O-D	Reb	PF	Pts	A	TO	Blk	Stl	Min
Mitchell (F)	3-5	0-0	2-3	0-4	4	4	8	1	4	0	0	24
Atkins (F)	5-10	0-0	0-0	5-4	9	3	10	1	1	2	1	31
Jespersion (G)	2-2	1-1	0-0	0-1	1	3	5	2	3	1	1	24
Jones (G)	3-6	1-2	6-7	0-1	1	3	13	4	3	0	1	31
Harris (G)	3-6	3-4	3-4	0-2	2	3	12	2	1	1	0	21
Barnette	0-0	0-0	0-0	0-0	0	0	0	0	0	0	0	8
Tobey	2-2	0-0	1-2	0-0	0	0	5	1	0	0	0	9
Nolte	5-5	3-3	0-0	0-4	4	2	13	3	3	0	1	29
Anderson	4-10	0-1	6-8	3-1	4	2	14	4	0	1	3	23
				1-2	3							
TOTALS	27-46	8-11	18-24	9-19	28	20	80	18	15	5	7	200
	.587	.727	.750									

NORTH TEXAS	22	42	64
VIRGINIA	42	38	80

 Officials: Brian Shey, Alvin Cox, Evon Burroughs
 Technicals: North Texas-Head Coach Tony Benford
 Attendance: 1,745

VIRGINIA **60** November 28, 2012
WISCONSIN **54** Kohl Center • Madison, Wis.

VIRGINIA (5-2)

Player	FG	3FG	FT	O-D	Reb	PF	Pts	A	TO	Blk	Stl	Min
Mitchell (F)	3-6	0-0	5-6	3-7	10	2	11	2	3	0	0	33
Atkins (F)	6-9	0-0	2-3	3-4	7	2	14	1	1	2	1	35
Jespersion (G)	0-3	0-1	0-0	1-2	3	2	0	0	0	0	0	24
Jones (G)	1-2	0-0	0-0	0-0	0	2	2	3	4	1	2	25
Harris (G)	8-19	1-7	5-6	1-4	5	1	22	5	0	0	0	35
Evans	0-2	0-0	0-0	0-4	4	0	0	0	1	0	0	16
Tobey	0-1	0-0	0-0	0-0	0	1	0	0	0	0	0	4
Nolte	2-2	2-2	2-2	0-3	3	2	8	1	1	1	0	19
Anderson	1-2	1-2	0-0	0-4	4	0	3	0	0	0	0	9
				0-0	0							
TOTALS	21-46	4-12	14-17	8-28	36	12	60	12	10	4	3	200
	.457	.333	.824									

WISCONSIN (4-3)

Player	FG	3FG	FT	O-D	Reb	PF	Pts	A	TO	Blk	Stl	Min
Evans (F)	4-12	0-2	0-0	3-3	6	3	8	1	0	2	2	36
Bruesewitz (F)	3-7	0-3	0-1	1-0	1	2	6	4	1	1	0	30
Berggren (F)	4-8	2-3	2-2	1-1	2	0	12	0	1	0	0	30
Brust (G)	6-16	3-9	0-0	0-4	4	2	15	0	1	0	1	37
Jackson (G)	2-7	1-1	0-0	0-4	4	2	5	5	1	0	2	32
Marshall	1-2	1-1	0-0	0-1	1	2	3	1	1	0	0	11
Dekker	1-2	1-2	2-2	0-0	0	4	5	1	0	0	1	21
Kaminsky	0-1	0-1	0-0	0-0	0	0	0	0	0	0	0	3
				2-5	7							
TOTALS	21-55	8-22	4-5	7-18	25	15	54	12	5	3	6	200
	.382	.364	.800									

VIRGINIA	24	36	60
WISCONSIN	23	31	54

 Officials: Mike Kitts, Terry Wymer, John Higgins
 Technicals: None
 Attendance: 16,690

GREEN BAY **51** December 1, 2012
VIRGINIA **67** John Paul Jones Arena • Charlottesville, Va.

GREEN BAY (3-4)

Player	FG	3FG	FT	O-D	Reb	PF	Pts	A	TO	Blk	Stl	Min
Fouse (F)	2-5	0-1	0-0	0-5	5	2	4	2	1	1	2	30
Coughill (F)	1-6	1-3	2-2	1-4	5	1	5	2	1	0	0	24
Brown (C)	5-11	2-3	2-4	2-4	6	4	14	0	5	0	0	28
Muhammad (G)	3-9	2-7	0-0	1-1	2	0	8	1	2	0	0	28
Sykes (G)	4-13	0-0	4-4	1-2	3	3	12	3	1	0	3	38
Love	0-0	0-0	0-0	0-0	0	2	0	1	0	0	0	9
Cerroni	1-4	0-3	1-1	1-0	1	1	3	1	3	0	0	17
Mays	2-5	0-0	1-2	2-4	6	0	5	1	0	1	0	26
				1-2	3							
TOTALS	18-53	5-17	10-13	9-22	31	13	51	11	13	2	5	200
	.340	.294	.769									

VIRGINIA (6-2)

Player	FG	3FG	FT	O-D	Reb	PF	Pts	A	TO	Blk	Stl	Min
Mitchell (F)	9											

TENNESSEE 38 December 5, 2012
VIRGINIA 46 John Paul Jones Arena • Charlottesville, Va.

TENNESSEE (4-3)

Player	FG	3FG	FT	O-D	Reb	PF	Pts	A	TO	Blk	Stl	Min
Stokes (F)	2-5	0-0	1-3	2-7	9	2	5	1	1	1	1	27
Hall (F)	3-11	0-1	2-3	2-3	5	3	8	0	4	0	0	32
Richardson (G)	1-3	0-1	0-0	1-1	2	0	2	0	1	1	0	28
Golden (G)	4-12	1-5	2-2	1-3	4	2	11	2	2	0	0	24
McBee (G)	2-9	1-7	0-0	0-2	2	0	5	1	0	0	0	29
Makanjuola	1-1	0-0	0-0	1-2	3	4	2	0	1	0	0	13
Moore	0-0	0-0	0-0	0-0	0	1	0	0	1	0	0	1
Lopez	0-1	0-1	0-0	0-0	0	0	0	0	0	0	0	5
Chievous	0-1	0-0	0-0	0-3	3	1	0	0	0	0	0	8
Edwards	0-3	0-1	0-0	0-1	1	1	0	0	0	0	0	9
McRae	2-6	1-3	0-0	0-4	4	1	5	3	2	1	2	24
				3-0	3							
TOTALS	15-52	3-19	5-8	10-26	36	15	38	7	12	3	3	200
	<i>.288</i>	<i>.158</i>	<i>.625</i>									

VIRGINIA (7-2)

Player	FG	3FG	FT	O-D	Reb	PF	Pts	A	TO	Blk	Stl	Min
Mitchell (F)	6-13	0-0	1-3	5-7	12	2	13	1	2	0	0	34
Atkins (F)	4-10	0-0	0-0	0-5	5	3	8	0	1	3	1	33
Evans (G)	2-6	0-0	0-0	0-0	0	2	4	4	0	0	0	18
Jespersion (G)	0-2	0-2	2-2	0-4	4	1	2	0	1	1	0	28
Harris (G)	6-11	1-3	0-1	1-5	6	1	13	1	1	0	0	34
Jones	0-4	0-1	2-2	0-0	0	3	2	3	1	0	1	24
Tobey	1-4	0-0	0-0	0-2	2	2	2	0	1	1	0	8
Nolte	0-1	0-1	2-2	0-2	2	1	2	0	1	2	0	10
Anderson	0-2	0-1	0-0	0-0	0	0	0	1	0	1	0	11
				4-2	6							
TOTALS	19-53	1-8	7-10	10-27	37	15	46	10	8	8	2	200
	<i>.358</i>	<i>.125</i>	<i>.700</i>									

TENNESSEE	16	22	38
VIRGINIA	25	21	46

Officials: Les Jones, Joe Lindsay, Doug Simmons
 Technicals: None
 Attendance: 9,702

MISS. VALLEY ST. 39 December 8, 2012
VIRGINIA 67 John Paul Jones Arena • Charlottesville, Va.

MISSISSIPPI VALLEY STATE (0-5)

Player	FG	3FG	FT	O-D	Reb	PF	Pts	A	TO	Blk	Stl	Min
Usher (F)	5-18	2-9	2-3	0-6	6	1	14	0	1	0	0	33
Ralling (F)	2-8	1-5	2-2	1-4	5	3	7	1	0	0	1	33
Francis (F)	0-2	0-1	0-0	0-2	2	1	0	0	1	0	0	11
Holley (C)	0-2	0-0	0-0	1-1	2	2	0	0	1	0	0	15
Marshall	0-5	0-2	0-0	1-0	1	0	0	1	3	0	0	22
Smith	1-6	0-0	4-6	5-1	6	5	6	0	3	1	0	31
Dobbs	0-4	0-4	0-0	0-0	0	1	0	0	0	0	0	10
Henry	0-6	0-1	2-2	4-1	5	0	2	0	1	0	1	20
Tomlin	3-7	0-1	4-5	1-5	6	0	10	1	1	0	1	25
				2-4	6							
TOTALS	11-58	3-23	14-18	15-24	39	13	39	3	11	1	3	200
	<i>.190</i>	<i>.130</i>	<i>.778</i>									

VIRGINIA (8-2)

Player	FG	3FG	FT	O-D	Reb	PF	Pts	A	TO	Blk	Stl	Min
Mitchell (F)	9-14	0-0	2-3	2-3	5	2	20	1	1	0	4	16
Atkins (F)	7-11	0-0	0-2	2-5	7	2	14	0	0	1	1	23
Jespersion (G)	1-3	1-2	0-0	0-1	1	2	3	1	1	0	1	20
Jones (G)	1-4	0-2	0-0	0-3	3	2	2	2	1	0	0	21
Harris (G)	0-4	0-2	3-4	0-3	3	1	3	6	1	1	0	27
Browman	0-1	0-1	0-0	0-2	2	2	0	0	1	0	0	13
Barnette	1-2	1-2	0-0	0-1	1	2	3	4	3	0	0	18
Tobey	2-4	0-0	1-1	1-2	3	0	5	0	1	3	0	12
Nolte	1-1	0-0	0-0	1-3	4	2	2	1	0	1	1	18
Anderson	6-11	1-3	2-2	1-8	9	1	15	2	0	2	2	27
Kirven	0-1	0-0	0-0	0-0	0	1	0	0	1	0	0	2
Rogers	0-0	0-0	0-2	0-1	1	0	0	0	0	0	0	3
				0-3	3							
TOTALS	28-56	3-12	8-14	7-35	42	17	67	17	10	8	9	200
	<i>.500</i>	<i>.250</i>	<i>.571</i>									

MISS. VALLEY ST.	22	17	39
VIRGINIA	36	31	67

Officials: Sean Hull, Bernard Clinton, Jeff Nichols
 Technicals: None
 Attendance: 8,691

MORGAN STATE 57 December 19, 2012
VIRGINIA 75 John Paul Jones Arena • Charlottesville, Va.

MORGAN STATE (3-5)

Player	FG	3FG	FT	O-D	Reb	PF	Pts	A	TO	Blk	Stl	Min
Heath (F)	1-2	0-0	0-0	1-1	2	1	2	0	0	0	0	7
Jackson (F)	11-16	3-5	7-7	0-0	0	2	32	0	1	0	0	33
Chiles (C)	0-2	0-0	2-2	0-0	0	3	2	0	1	1	0	15
Hubbard (G)	1-7	0-2	0-0	0-7	7	1	2	1	6	0	2	30
Bozeman (G)	2-6	0-1	1-1	0-4	4	2	5	3	1	0	3	34
Pretlow	0-0	0-0	0-0	0-0	0	1	0	0	0	0	0	4
Black	2-5	0-2	1-2	1-2	3	1	5	3	4	0	0	31
Bailey	0-0	0-0	0-0	0-0	0	5	0	0	0	0	0	6
Simpson	0-0	0-0	0-0	0-0	0	0	0	0	0	0	0	2
Blossom	0-1	0-0	0-3	0-1	1	1	0	0	0	0	1	7
Duncan	4-6	0-0	1-3	1-1	2	2	9	1	4	3	0	31
				2-0	2							
TOTALS	21-45	3-10	12-18	5-16	21	20	57	8	17	4	6	200
	<i>.467</i>	<i>.300</i>	<i>.667</i>									

VIRGINIA (9-2)

Player	FG	3FG	FT	O-D	Reb	PF	Pts	A	TO	Blk	Stl	Min
Mitchell (F)	5-12	0-1	5-8	4-8	12	3	15	7	2	0	1	33
Atkins (F)	8-12	0-0	1-3	3-1	4	4	17	0	3	1	3	25
Jespersion (G)	4-5	3-4	0-0	1-2	3	2	11	1	1	0	0	30
Jones (G)	0-3	0-1	2-2	1-1	2	2	2	2	2	0	3	23
Harris (G)	3-4	2-3	6-9	0-2	2	2	14	3	4	0	0	21
Browman	0-0	0-0	0-0	1-0	1	1	0	0	0	0	0	2
Barnette	0-2	0-2	0-2	1-2	3	0	0	2	0	0	0	19
Tobey	2-5	0-0	2-2	2-1	3	0	6	1	1	0	1	10
Nolte	2-5	0-2	1-1	1-0	1	3	5	1	1	0	0	14
Anderson	1-5	1-2	2-2	0-2	2	0	5	1	1	1	0	22
Rogers	0-1	0-1	0-0	0-0	0	0	0	0	1	0	0	1
				2-4	6							
TOTALS	25-54	6-16	19-29	16-23	39	17	75	18	16	2	8	200
	<i>.463</i>	<i>.375</i>	<i>.655</i>									

MORGAN STATE	28	29	57
VIRGINIA	37	38	75

Officials: Les Jones, Brian Dorsey, Ron Tyburski
 Technicals: Morgan State-Head Coach Todd Bozeman
 Attendance: 8,319

VIRGINIA 61 December 22, 2012
OLD DOMINION 63 Richmond Coliseum • Richmond, Va.

VIRGINIA (9-3)

Player	FG	3FG	FT	O-D	Reb	PF	Pts	A	TO	Blk	Stl	Min
Jespersion (G)	1-5	1-3	0-0	0-4	4	2	3	2	0	0	0	33
Jones (G)	1-2	0-1	2-2	0-4	4	4	4	3	1	0	0	25
Harris (G)	6-15	4-9	2-2	0-3	3	1	18	2	2	1	0	33
Mitchell (F)	3-10	0-0	2-3	4-5	9	2	8	1	1	1	0	33
Atkins (F)	2-6	0-0	0-0	1-3	4	5	4	0	2	2	1	22
Browman	0-0	0-0	0-0	0-0	0	0	0	0	0	0	0	1
Barnette	1-4	1-3	0-0	0-0	0	0	3	2	1	0	0	11
Tobey	3-3	0-0	0-1	0-0	0	1	6	1	1	1	0	9
Nolte	4-7	3-5	4-5	1-2	3	3	15	0	0	1	0	23
Anderson	0-1	0-0	0-0	1-1	2	1	0	2	0	1	0	11
				1-2	3							
TOTALS	21-53	9-21	10-13	8-24	32	19	61	13	8	7	1	200
	<i>.396</i>	<i>.429</i>	<i>.769</i>									

OLD DOMINION (2-10)

Player	FG	3FG	FT	O-D	Reb	PF	Pts	A	TO	Blk	Stl	Min
Bacote (G)	5-10	3-6	4-5	0-6	6	1	17	4	1	0	0	33
Painter (F)	4-11	0-0	3-6	5-6	11	2	11	1	0	0	0	34
Clark (G)	0-4	0-3	0-0	0-0	0	4	0	1	1	0	1	31
Ross (F)	0-3	0-0	0-0	4-5	9	3	0	0	0	1	0	24
Hill (G)	3-11	1-5	5-6	1-4	5	2	12	3	1	2	1	38
Batten	8-13	5-9	2-2	0-2	2	2	23	1	1	0	1	28
McEwen	0-0	0-0	0-0	0-0	0	2	0	0	0	0	0	2
Larsen	0-0	0-0	0-0	1-2	3	1	0	0	2	0	0	11
				1-2	3							
TOTALS	20-52	9-23	14-19	12-27	39	17	63	10	<			

WOFFORD VIRGINIA **39 74** December 30, 2012
 John Paul Jones Arena • Charlottesville, Va.

NO. CAROLINA VIRGINIA **52 61** January 6, 2013
 John Paul Jones Arena • Charlottesville, Va.

WOFFORD (6-7)

Player	FG	3FG	FT	O-D	Reb	PF	Pts	A	TO	Blk	Stl	Min
Smith (F)	1-2	0-0	0-0	1-2	3	0	2	0	0	0	0	22
Skinner (F)	2-8	0-2	2-2	1-3	4	1	4	1	2	0	0	28
Cochran (G)	1-11	1-7	2-2	1-1	2	2	5	0	2	0	2	24
Swinton (G)	0-0	0-0	0-0	0-0	0	0	0	0	2	0	1	19
Collins (G)	5-9	3-6	4-4	0-2	2	1	17	1	4	0	0	30
Korkowski	0-0	0-0	0-0	0-0	0	0	0	0	0	0	0	3
Byrd	0-2	0-1	0-0	0-2	2	2	0	1	1	0	0	8
Faithfull	1-1	0-0	0-0	0-2	2	4	2	3	3	0	1	21
Wagener	1-2	1-2	0-0	0-1	1	0	3	0	2	0	1	16
Gordon	2-4	0-1	0-2	0-1	1	0	4	0	0	0	2	10
Neumann	1-3	0-0	0-0	0-1	1	2	2	0	1	0	0	17
Hickson	0-0	0-0	0-0	0-1	1	0	0	0	0	0	0	2
TOTALS	14-42	5-19	6-10	3-16	19	12	39	6	17	0	7	200
	.333	.263	.600									

VIRGINIA (10-3)

Player	FG	3FG	FT	O-D	Reb	PF	Pts	A	TO	Blk	Stl	Min
Mitchell (F)	6-7	0-0	3-4	1-5	6	1	15	2	1	0	4	25
Atkins (F)	0-2	0-0	0-0	0-0	0	0	0	0	1	0	0	7
Jespersion (G)	1-1	1-1	0-0	0-1	1	1	3	1	1	1	0	15
Jones (G)	2-4	2-2	0-2	0-1	1	2	6	3	1	0	0	17
Harris (G)	5-6	2-2	3-4	0-4	4	1	15	3	3	0	2	25
Browman	0-0	0-0	0-0	0-2	2	1	0	6	3	0	0	23
Barnette	1-2	1-2	0-0	0-1	1	1	3	1	0	0	0	10
Tobey	9-10	1-1	0-0	1-5	6	1	19	1	1	1	0	27
Nolte	3-6	1-3	0-0	1-5	6	3	7	2	0	0	0	22
Anderson	3-7	0-3	0-0	1-1	2	1	6	3	1	0	2	25
Kirven	0-0	0-0	0-0	0-1	1	0	0	0	0	0	0	2
Rogers	0-2	0-1	0-0	0-1	1	0	0	0	0	0	0	2
TOTALS	30-47	8-15	6-10	4-27	31	12	74	22	12	2	8	200
	.638	.533	.600									

WOFFORD	17	22	39
VIRGINIA	31	43	74

 Officials: Jamie Luckie, William Humes, Ray Perone
 Technicals: None
 Attendance: 9,387

NORTH CAROLINA (10-4, 0-1 ACC)

Player	FG	3FG	FT	O-D	Reb	PF	Pts	A	TO	Blk	Stl	Min
Hubert (F)	1-2	0-0	1-2	0-2	2	2	3	0	0	0	0	19
Bullock (F)	7-9	4-6	4-4	2-3	5	1	22	1	0	1	0	32
McAdoo (F)	4-9	0-0	2-4	0-7	7	2	10	0	4	0	1	30
Strickland (G)	2-7	0-0	0-0	0-0	0	2	4	3	0	0	1	28
Paige (G)	1-7	0-3	0-0	0-3	3	2	2	2	2	0	0	28
James	0-1	0-0	0-2	0-4	4	1	0	0	2	0	0	9
McDonald	0-3	0-3	0-0	0-0	0	2	0	0	2	0	1	15
Johnson	1-2	0-0	0-0	1-1	2	1	2	1	1	1	1	10
Hairston	3-9	1-5	1-3	1-4	5	4	8	2	1	0	0	22
Tokoto	0-2	0-0	1-2	1-0	1	1	1	0	0	0	0	7
				3-3	6							
TOTALS	19-51	5-17	9-17	8-27	35	18	52	9	12	2	4	200
	.373	.294	.529									

VIRGINIA (11-3, 1-0 ACC)

Player	FG	3FG	FT	O-D	Reb	PF	Pts	A	TO	Blk	Stl	Min
Mitchell (F)	2-5	0-0	3-8	2-9	11	3	7	1	1	0	2	31
Atkins (F)	1-4	0-0	0-0	0-3	3	2	2	0	0	2	0	16
Jespersion (G)	2-6	1-2	2-2	0-1	1	3	7	2	0	0	0	20
Jones (G)	2-4	2-2	0-0	0-2	2	0	6	0	3	0	1	20
Harris (G)	7-11	2-4	3-6	1-4	5	2	19	1	1	0	2	36
Evans	4-7	0-0	0-0	0-0	0	2	8	6	3	0	0	21
Tobey	1-5	0-0	0-0	1-2	3	0	2	0	3	1	0	14
Nolte	3-5	3-5	0-0	0-1	1	2	9	2	0	1	1	23
Anderson	0-2	0-1	1-2	1-3	4	0	1	2	0	2	0	19
				0-2	2							
TOTALS	22-49	8-14	9-18	5-27	32	14	61	14	11	6	6	200
	.449	.571	.500									

NORTH CAROLINA	25	27	52
VIRGINIA	24	37	61

 Officials: Karl Hess, Doug Sirmons, John Cahill
 Technicals: None
 Attendance: 12,117

DOUG BROWMAN

#0



Senior • Guard • 5-11 • 176 • Midlothian, Va. • Montrose Christian

2012-13 SEASON:

- Had three rebounds and two assists in 11 minutes off the bench at George Mason (11/9/12)
- Played eight minutes vs. Delaware (11/13/12)
- Played a career-high 13 minutes vs. Mississippi Valley State (12/8/12)
- Contributed career bests in assists (6) and minutes (23) vs. Wofford (12/30/12)

2012-13 GAME-BY-GAME:

Opponent	GP-GS	FG-FGA	3FG-3FGA	FT-FTA	Off-Def	Total	A	TO	Blk	Stl	PF	Min	Pts
at G.Mason	1-0	0-0	0-0	0-0	0-3	3	2	0	0	0	1	11	0
Fairfield	2-0	0-0	0-0	0-0	0-0	0	1	3	0	0	0	6	0
Delaware	3-0	0-2	0-2	0-0	0-1	1	1	0	0	0	0	8	0
Seattle	4-0	0-0	0-0	1-2	0-2	2	0	0	0	0	0	7	1
Lamar	5-0	0-0	0-0	0-0	0-0	0	0	0	0	0	0	3	0
North Texas	DNP												
at Wisconsin	DNP												
Green Bay	DNP												
Tennessee	DNP												
Miss. Valley St.	6-0	0-1	0-1	0-0	0-2	2	0	1	0	0	2	13	0
Morgan State	7-0	0-0	0-0	0-0	1-0	1	0	0	0	0	1	2	0
vs. Old Dominion	8-0	0-0	0-0	0-0	0-0	0	0	0	0	0	0	1	0
Wofford	9-0	0-0	0-0	0-0	0-2	2	6	3	0	0	1	23	0
North Carolina	DNP												

SINGLE GAME BESTS

POINTS

Season: 1 vs. Seattle (11/17/12)
 Career: 3 on three occasions
 ACC: 3 vs. Maryland (2/18/12)

REBOUNDS

Season: 3 at George Mason (11/9/12)
 Career: 3, 2x last at George Mason (11/9/12)
 ACC: 3 at Georgia Tech (1/19/12)

FG MADE

Season: --
 Career: 1 on four occasions
 ACC: 1 vs. Maryland (2/18/12)

FG ATTEMPTS

Season: 2 vs. Delaware (11/13/12)
 Career: 2, 3x last vs. Delaware (11/13/12)
 ACC: 1 vs. Maryland (2/18/12)

3 PT FG MADE

Season: --
 Career: 1 on three occasions
 ACC: 1 vs. Maryland (2/18/12)

3 PT FG ATTEMPTS

Season: 2 vs. Delaware (11/13/12)
 Career: 2, 2x last vs. Delaware (11/13/12)
 ACC: 1 vs. Maryland (2/18/12)

FT MADE

Season: 1 vs. Seattle (11/17/12)
 Career: 1 at Georgia Tech (1/19/12)
 ACC: 1 at Georgia Tech (1/19/12)

FT ATTEMPTS

Season: 2 vs. Seattle (11/17/12)
 Career: 2 at Georgia Tech (1/19/12)
 ACC: 2 at Georgia Tech (1/19/12)

ASSISTS

Season: 6 vs. Wofford (12/30/12)
 Career: 6 vs. Wofford (12/30/12)
 ACC: 2 vs. Maryland (2/18/12)

TURNOVERS

Season: 3, 2x last vs. Wofford (12/30/12)
 Career: 3, 2x last vs. Wofford (12/30/12)
 ACC: 1 vs. Wake Forest (2/8/12)

BLOCKS

Season: --
 Career: --
 ACC: --

STEALS

Season: --
 Career: 2 vs. SC State (11/13/11)
 ACC: --

MINUTES

Season: 23 vs. Wofford (12/30/12)
 Career: 23 vs. Wofford (12/30/12)
 ACC: 6 vs. Wake Forest (2/8/12)

CAREER STATISTICS

Year	G-GS	Min-Avg.	FG-FGA	Pct.	3FG-3FGA	Pct.	FT-FTA	Pct.	Off-Def.	Reb-Avg.	PF-DQ	Ast	TO	Blk	Stl	Pts-Avg
2009-10	4-0	7-1.8	0-0	.000	0-0	.000	0-0	.000	0-1	1-0.3	2-0	0	1	0	0	0-0.0
ACC	1-0	1-1.0	0-0	.000	0-0	.000	0-0	.000	0-0	0-0.0	0-0	0	0	0	0	0-0.0
2010-11	0-0	0-0.0	--	--	--	--	--	--	--	--	--	--	--	--	--	--
ACC	0-0	0-0.0	--	--	--	--	--	--	--	--	--	--	--	--	--	--
2011-12	11-0	35-3.2	4-6	.667	3-5	.600	1-2	.500	1-4	5-0.5	6-0	5	3	0	3	12-1.1
ACC	5-0	15-3.0	1-1	1.000	1-1	1.000	1-2	.500	1-2	3-0.6	0-0	4	1	0	0	4-0.8
2012-13	9-0	73-8.1	0-3	.000	0-3	.000	1-2	.500	1-10	1-1.2	5-0	10	7	0	0	1-0.1
ACC	0-0	0-0.0	--	--	--	--	--	--	--	--	--	--	--	--	--	--
CAREER	24-0	115-4.8	4-9	.444	3-8	.375	2-4	.500	2-15	17-0.7	13-0	15	11	0	3	13-0.5
ACC	6-0	16-2.7	1-1	1.000	1-1	1.000	1-2	.500	1-2	3-0.5	0-0	4	1	0	0	4-0.7

JONTELEEVANS

#1



Senior • Guard • 5-11 • 188 • Hampton, Va. • Bethel

2012-13 SEASON:

- Played three minutes vs. Delaware (11/13/12)
- Recorded four rebounds in 16 minutes of action at Wisconsin (11/28/12)
- Posted a career-high five steals and seven assists in 23 minutes vs. Green Bay (12/1/12)
- Had four points and four assists in first start of the season vs. Tennessee (12/5/12)
- Contributed eight points and six assists vs. North Carolina after missing nine of 13 games with a foot injury (1/6/13)

SINGLE GAME BESTS

POINTS

Season: 8 vs. North Carolina (1/6/13)
 Career: 17 vs. Winth (11/15/11), at Clem (2/14/12)
 ACC: 17 at Clemson (2/14/12)

REBOUNDS

Season: 4 at Wisconsin (11/28/12)
 Career: 7 vs. Miami (1/16/10)
 ACC: 7 vs. Miami (1/16/10)

FG MADE

Season: 4 vs. North Carolina (1/6/13)
 Career: 8 at Clemson (2/14/12)
 ACC: 8 at Clemson (2/14/12)

FG ATTEMPTS

Season: 7 vs. North Carolina (1/6/13)
 Career: 14 at Boston College (1/19/11)
 ACC: 14 at Boston College (1/19/11)

3 PT FG MADE

Season: --
 Career: 2 vs. Winthrop (11/15/11)
 ACC: 1 on six occasions

3 PT FG ATTEMPTS

Season: --
 Career: 3 vs. Virginia Tech (2/19/11)
 ACC: 3 vs. Virginia Tech (2/19/11)

FT MADE

Season: --
 Career: 5 vs. Winthrop (11/15/11)
 ACC: 4 at UNC (2/11/12), at VT (2/21/12)

FT ATTEMPTS

Season: --
 Career: 8 vs. Wichita State (11/24/10)
 ACC: 6 on three occasions

ASSISTS

Season: 7 vs. Green Bay (12/1/12)
 Career: 10 vs. Howard (1/4/11)
 ACC: 7 at Georgia Tech (2/23/11)

TURNOVERS

Season: 2, 2x last vs. Green Bay (12/1/12)
 Career: 6 vs. Washington (11/22/10)
 ACC: 5, 12x last at Florida State (2/12/11)

BLOCKS

Season: --
 Career: 1 on eight occasions
 ACC: 1 on three occasions

STEALS

Season: 5 vs. Green Bay (12/1/12)
 Career: 5 vs. Green Bay (12/1/12)
 ACC: 4 at Maryland (3/4/12)

MINUTES

Season: 23 vs. Green Bay (12/1/12)
 Career: 42 at Maryland (3/4/12)
 ACC: 42 at Maryland (3/4/12)

2012-13 GAME-BY-GAME:

Opponent	GP-GS	FG-FGA	3FG-3FGA	FT-FTA	Off-Def	Total	A	TO	Blk	Stl	PF	Min	Pts
at G. Mason	DNP												
Fairfield	DNP												
Delaware	1-0	0-0	0-0	.000	0-1	1	0	2	0	0	1	3	0
Seattle	DNP												
Lamar	DNP												
North Texas	DNP												
at Wisconsin	2-0	0-2	0-0	0-0	0-4	4	0	1	0	0	0	16	0
Green Bay	3-0	1-5	0-0	0-0	0-3	3	7	2	0	5	1	23	2
Tennessee	4-1	2-6	0-0	0-0	0-0	0	4	0	0	0	2	18	4
Miss. Valley St.	DNP												
Morgan State	DNP												
vs. Old Dominion	DNP												
Wofford	DNP												
North Carolina	5-1	4-7	0-0	0-0	0-0	0	6	1	0	2	2	21	8

CAREER STATISTICS

Year	G-GS	Min-Avg.	FG-FGA	Pct.	3FG-3FGA	Pct.	FT-FTA	Pct.	Off-Def.	Reb-Avg.	PF-DQ	Ast	TO	Blk	Stl	Pts-Avg
2009-10	31-11	512-16.5	31-84	.369	2-12	.167	9-16	.563	6-40	46-1.5	55-1	60	27	1	34	73-2.4
ACC	16-10	287-17.9	14-53	.264	0-7	.000	6-12	.500	5-18	23-1.4	34-1	31	13	1	19	34-2.1
2010-11	31-27	846-27.3	71-182	.390	5-14	.357	31-52	.596	13-60	73-2.4	72-0	109	58	2	40	178-5.7
ACC	16-14	432-27.0	39-108	.361	4-9	.444	11-18	.611	6-31	37-2.3	39-0	52	25	0	18	93-5.8
2011-12	32-32	984-30.8	97-206	.471	5-14	.357	36-58	.621	7-58	65-2.0	67-1	124	77	5	50	235-7.3
ACC	16-16	508-31.8	57-124	.460	2-7	.286	18-32	.563	4-31	35-2.2	34-1	67	40	2	24	134-8.4
2012-13	5-1	81-16.2	7-20	.350	0-0	.000	0-0	.000	0-8	8-1.6	6-0	17	8	0	5	14-1.8
ACC	1-0	21-21.0	4-7	.571	0-0	.000	0-0	.000	0-0	0-0	2-0	6	3	0	0	8-8.0
CAREER	99-71	2423-24.5	206-492	.419	12-40	.300	76-126	.603	26-166	192-1.9	200-2	310	170	8	129	500-5.1
ACC	49-40	1248-25.5	114-292	.390	6-23	.261	35-62	.565	15-80	95-1.9	109-2	156	81	3	61	269-5.5

PAUL JESPERSON

#2

Sophomore • Guard • 6-6 • 197 • Merrill, Wis. • Merrill



2012-13 SEASON:

- Has started the past 13 games
- Contributed two points, two rebounds and one assist in 19 minutes off the bench at George Mason (11/9/12)
- Tallied six points during first career start vs. Fairfield (11/12/12)
- Grabbed five rebounds in 34 minutes vs. Delaware (11/13/12)
- Recorded a career-high five assists vs. Seattle (11/17/12)
- Scored nine points and added five rebounds, two blocked shots and one steal vs. Lamar (11/19/12)
- Held scoreless in 24 minutes at Wisconsin (11/28/12)
- Tallied eight points vs. Green Bay (12/1/12) including a pair of three-pointers
- Had two points and four rebounds vs. Tennessee (12/5/12)
- Scored a career-high 11 points, including three three-pointers vs. Morgan State (12/19/12)
- Had seven points and two assists vs. North Carolina (1/6/13)

SINGLE GAME BESTS

POINTS

Season: 11 vs. Morgan State (12/19/12)
 Career: 11 vs. Morgan State (12/19/12)
 ACC: 7, 2x last vs. North Carolina (1/6/13)

REBOUNDS

Season: 5, 2x last vs. Lamar (11/19/12)
 Career: 5, 2x last vs. Lamar (11/19/12)
 ACC: 3 on three occasions

FG MADE

Season: 4 vs. Morgan State (12/19/12)
 Career: 4 vs. Morgan State (12/19/12)
 ACC: 3 at Virginia Tech (2/21/12)

FG ATTEMPTS

Season: 6, 3x last vs. North Carolina (1/6/13)
 Career: 6, 4x last vs. North Carolina (1/6/13)
 ACC: 6 vs. North Carolina (1/6/13)

3 PT FG MADE

Season: 3, 2x last vs. Morgan State (12/19/12)
 Career: 3, 2x last vs. Morgan State (12/19/12)
 ACC: 2 at Georgia Tech (1/19/12)

3 PT FG ATTEMPTS

Season: 5 vs. Lamar (11/19/12)
 Career: 5 vs. Lamar (11/19/12)
 ACC: 5 at Georgia Tech (1/19/12)

FT MADE

Season: 2, 2x last vs. North Carolina (1/6/13)
 Career: 2, 2x last vs. North Carolina (1/6/13)
 ACC: 2 vs. North Carolina (1/6/13)

FT ATTEMPTS

Season: 2, 2x last vs. North Carolina (1/6/13)
 Career: 2, 2x last vs. North Carolina (1/6/13)
 ACC: 2 vs. North Carolina (1/6/13)

ASSISTS

Season: 5 vs. Seattle (11/17/12)
 Career: 5 vs. Seattle (11/17/12)
 ACC: 3 at Virginia Tech (2/21/12)

TURNOVERS

Season: 3 vs. North Texas (11/20/12)
 Career: 3 vs. North Texas (11/20/12)
 ACC: 2 at Georgia Tech (1/19/12)

BLOCKS

Season: 2 vs. Lamar (11/19/12)
 Career: 2 vs. Lamar (11/19/12)
 ACC: 1 vs. Wake Forest (2/8/12)

STEALS

Season: 1, 4x last vs. Miss. Valley St. (12/8/12)
 Career: 1, 7x last vs. Miss. Valley St. (12/8/12)
 ACC: 1 on three occasions

MINUTES

Season: 34 vs. Delaware (11/13/12)
 Career: 34 vs. Delaware (11/13/12)
 ACC: 28 at Virginia Tech (2/21/12)

2012-13 GAME-BY-GAME:

Opponent	GP-GS	FG-FGA	3FG-3FGA	FT-FTA	Off-Def	Total	A	TO	Blk	Stl	PF	Min	Pts
at G. Mason	1-0	1-3	0-1	0-0	1-1	2	1	0	0	0	1	19	2
Fairfield	2-1	2-4	1-3	1-2	0-1	1	2	1	0	0	1	29	6
Delaware	3-2	1-4	0-3	0-0	0-5	5	2	0	1	0	2	34	2
Seattle	4-3	1-6	1-4	0-0	0-1	1	5	2	0	0	2	20	3
Lamar	5-4	3-6	3-5	0-0	0-5	5	1	2	2	1	0	32	9
North Texas	6-5	2-2	1-1	0-0	0-1	1	2	3	1	1	3	24	5
at Wisconsin	7-6	0-3	0-1	0-0	1-2	3	0	0	0	0	2	24	0
Green Bay	8-7	3-5	2-4	0-0	0-1	1	1	0	0	1	2	26	8
Tennessee	9-8	0-2	0-2	2-2	0-4	4	0	1	1	0	1	28	2
Miss. Valley St.	10-9	1-3	1-2	0-0	0-1	1	1	1	0	1	2	20	3
Morgan State	11-10	4-5	3-4	0-0	1-2	3	1	1	0	0	2	30	11
vs. Old Dominion	12-11	1-5	1-3	0-0	0-4	4	2	0	0	0	2	33	3
Wofford	13-12	1-1	1-1	0-0	0-1	1	1	1	1	0	1	15	3
North Carolina	14-13	2-6	1-2	2-2	0-1	1	2	0	0	0	3	20	7

CAREER STATISTICS

Year	G-GS	Min-Avg.	FG-FGA	Pct.	3FG-3FGA	Pct.	FT-FTA	Pct.	Off-Def.	Reb-Avg.	PF-DQ	Ast	TO	Blk	Stl	Pts-Avg
2011-12	21-0	220-10.5	12-43	.279	7-31	.226	0-0	.000	2-15	17-0.8	18-0	5	9	1	3	31-1.5
ACC	16-0	171-10.7	9-31	.290	5-23	.217	0-0	.000	1-15	16-1.0	15-0	5	6	1	3	23-1.4
2012-13	13-12	334-25.7	20-49	.408	14-34	.412	3-4	.750	3-29	32-2.5	21-0	19	12	6	4	57-4.4
ACC	1-1	20/20.0	2-6	.333	1-2	.500	2-2	1.000	0-1	1-1.0	3-0	2	0	0	0	7-7.0
CAREER	35-13	574-16.4	34-98	.347	22-67	.328	5-6	.833	5-45	50-1.4	42-0	26	21	7	7	95-2.7
ACC	17-1	191-11.2	11-37	.297	6-25	.240	2-2	1.000	1-16	17-1.0	18-0	7	6	1	3	30-1.8

TEVEN JONES

#5



R-Freshman • Guard • 6-0 • 180 • Kannapolis, N.C. • Fishburne Military School

2012-13 SEASON:

- Has started nine of the last 10 games at point guard
- Team is 8-1 since he made his collegiate debut vs. Seattle (11/17/12)
- Missed the first game at George Mason (11/9/12) and two exhibition due to team suspension
- Missed the Fairfield (11/12/12) and Delaware (11/13/12) games due to injury
- Had four points and three rebounds in collegiate debut against Seattle (11/17/12)
- Tallied six points, two assists, one blocked shot and one steal in first career start vs. Lamar (11/19/12)
- Recorded a season-high 13 points and four assists in 31 minutes vs. North Texas (11/20/12)
- Had two points, three assists and two steals at Wisconsin (11/28/12)
- Tallied two points and three assists in 24 minutes vs. Tennessee (12/5/12)
- Had a season-high three steals in 23 minutes vs. Morgan State (12/19/12)
- Tied a career-best with a pair of 3-pointers vs. North Carolina in his ACC debut (1/6/12)

SINGLE GAME BESTS

POINTS

Season: 13 vs. North Texas (11/20/12)
 Career: 13 vs. North Texas (11/20/12)
 ACC: 6 vs. North Carolina (1/6/13)

REBOUNDS

Season: 4 vs. Old Dominion (12/22/12)
 Career: 4 vs. Old Dominion (12/22/12)
 ACC: 2 vs. North Carolina (1/6/13)

FG MADE

Season: 3 vs. North Texas (11/20/12)
 Career: 3 vs. North Texas (11/20/12)
 ACC: 2 vs. North Carolina (1/6/13)

FG ATTEMPTS

Season: 6 vs. North Texas (11/20/12)
 Career: 6 vs. North Texas (11/20/12)
 ACC: 4 vs. North Carolina (1/6/13)

3 PT FG MADE

Season: 2, 2x last vs. North Carolina (1/6/13)
 Career: 2, 2x last vs. North Carolina (1/6/13)
 ACC: 2 vs. North Carolina (1/6/13)

3 PT FG ATTEMPTS

Season: 2, 4x last vs. North Carolina (1/6/13)
 Career: 2, 4x last vs. North Carolina (1/6/13)
 ACC: 2 vs. North Carolina (1/6/13)

FT MADE

Season: 6 vs. North Texas (11/20/12)
 Career: 6 vs. North Texas (11/20/12)
 ACC: --

FT ATTEMPTS

Season: 7 vs. North Texas (11/20/12)
 Career: 7 vs. North Texas (11/20/12)
 ACC: --

ASSISTS

Season: 4 vs. North Texas (11/20/12)
 Career: 4 vs. North Texas (11/20/12)
 ACC: --

TURNOVERS

Season: 4 at Wisconsin (11/28/12)
 Career: 4 at Wisconsin (11/28/12)
 ACC: 3 vs. North Carolina (1/6/13)

BLOCKS

Season: 1, 2x last at Wisconsin (11/28/12)
 Career: 1, 2x last at Wisconsin (11/28/12)
 ACC: --

STEALS

Season: 3 vs. Morgan State (12/19/12)
 Career: 3 vs. Morgan State (12/19/12)
 ACC: 1 vs. North Carolina (1/6/13)

MINUTES

Season: 31 vs. North Texas (11/20/12)
 Career: 31 vs. North Texas (11/20/12)
 ACC: 20 vs. North Carolina (1/6/13)

2012-13 GAME-BY-GAME:


Opponent	GP-GS	FG-FGA	3FG-3FGA	FT-FTA	Off-Def	Total	A	TO	Blk	Stl	PF	Min	Pts
at G. Mason	DNP												
Fairfield	DNP												
Delaware	DNP												
Seattle	1-0	1-3	0-1	2-2	0-3	3	1	2	0	0	3	25	4
Lamar	2-1	2-5	0-1	2-2	0-0	0	2	1	1	1	3	27	6
North Texas	3-2	3-6	1-2	6-7	0-1	1	4	3	0	1	3	31	13
at Wisconsin	4-3	1-2	0-0	0-0	0-0	0	3	4	1	2	2	25	2
Green Bay	5-4	0-1	0-0	0-0	0-0	0	2	1	0	1	3	19	0
Tennessee	6-4	0-4	0-1	2-2	0-0	0	3	1	0	1	3	24	2
Miss. Valley St.	7-5	1-4	0-2	0-0	0-3	3	2	1	0	0	2	21	2
Morgan State	8-6	0-3	0-1	2-2	1-1	2	2	2	0	3	2	23	2
vs. Old Dominion	9-7	1-2	0-1	2-2	0-4	4	3	1	0	0	4	25	4
Wofford	10-8	2-4	2-2	0-2	0-1	1	3	1	0	0	2	17	6
North Carolina	11-9	2-4	2-2	0-0	0-2	2	0	0	0	1	0	20	6

CAREER STATISTICS

Year	G-GS	Min-Avg.	FG-FGA	Pct.	3FG-3FGA	Pct.	FT-FTA	Pct.	Off-Def.	Reb-Avg.	PF-DQ	Ast	TO	Blk	Stl	Pts-Avg
2012-13	11-9	25.7-23.4	13-38	.342	5-13	.385	16-19	.842	1-15	16-1.5	27-0	25	20	2	10	47-4.3
ACC	1-1	20-20.0	2-4	.500	2-2	1.000	0-0	.000	0-2	2-2.0	0-0	0	3	0	1	6-6.0
CAREER	11-9	25.7-23.4	13-38	.342	5-13	.385	16-19	.842	1-15	16-1.5	27-0	25	20	2	10	47-4.3
ACC	1-1	20-20.0	2-4	.500	2-2	1.000	0-0	.000	0-2	2-2.0	0-0	0	3	0	1	6-6.0

MIKE TOBEY

#10



Freshman • Forward/Center • 6-11 • 227 • Monroe, N.Y. • Blair Academy

2012-13 SEASON:

- Has played in every game, including one start (George Mason)
- Tallied five points and one rebound as starter in collegiate debut at George Mason (11/9/12)
- Scored six points off the bench vs. Fairfield (11/12/12)
- Led Virginia scoring with a season-high 17 points in 15 minutes vs. Seattle (11/17/12)
- Tallied five points and a season-high three blocks in 12 minutes vs. Mississippi Valley State (12/8/12)
- Recorded six points, three rebounds and one steal vs. Morgan State (12/19/12)
- Tallied six points on 3-3 shooting vs. Old Dominion (12/22/12)
- Registered a career-high 19 points (9-10 shooting) and six rebounds vs. Wofford (12/30/12)
- Had two points and three rebounds in 14 minutes in ACC debut vs. North Carolina (1/6/13)

SINGLE GAME BESTS

POINTS

Season: 19 vs. Wofford (12/30/12)
 Career: 19 vs. Wofford (12/30/12)
 ACC: 2 vs. North Carolina (1/6/13)

REBOUNDS

Season: 6 vs. Wofford (12/30/12)
 Career: 6 vs. Wofford (12/30/12)
 ACC: 3 vs. North Carolina (1/6/13)

FG MADE

Season: 9 vs. Wofford (12/30/12)
 Career: 9 vs. Wofford (12/30/12)
 ACC: 1 vs. North Carolina (1/6/13)

FG ATTEMPTS

Season: 10 vs. Wofford (12/30/12)
 Career: 10 vs. Wofford (12/30/12)
 ACC: 5 vs. North Carolina (1/6/13)

3 PT FG MADE

Season: 1, 2x last vs. Wofford (12/30/12)
 Career: 1, 2x last vs. Wofford (12/30/12)
 ACC: --

3 PT FG ATTEMPTS

Season: 1, 4x last vs. Wofford (12/30/12)
 Career: 1, 4x last vs. Wofford (12/30/12)
 ACC: --

FT MADE

Season: 7 vs. Seattle (11/17/12)
 Career: 7 vs. Seattle (11/17/12)
 ACC: --

FT ATTEMPTS

Season: 8 vs. Seattle (11/17/12)
 Career: 8 vs. Seattle (11/17/12)
 ACC: --

ASSISTS

Season: 1, 5x last vs. Wofford (12/30/12)
 Career: 1, 5x last vs. Wofford (12/30/12)
 ACC: --

TURNOVERS

Season: 3 vs. North Carolina (1/6/13)
 Career: 3 vs. North Carolina (1/6/13)
 ACC: 3 vs. North Carolina (1/6/13)

BLOCKS

Season: 3 vs. Mississippi Valley State (12/8/12)
 Career: 3 vs. Mississippi Valley State (12/8/12)
 ACC: 1 vs. North Carolina (1/6/13)

STEALS

Season: 1 vs. Morgan State (12/19/12)
 Career: 1 vs. Morgan State (12/19/12)
 ACC: --

MINUTES

Season: 27 vs. Wofford (12/30/12)
 Career: 27 vs. Wofford (12/30/12)
 ACC: 14 vs. North Carolina (1/6/13)

2012-13 GAME-BY-GAME:

Opponent	GP-GS	FG-FGA	3FG-3FGA	FT-FTA	Off-Def	Total	A	TO	Blk	Stl	PF	Min	Pts
at G. Mason	1-1	2-6	1-1	0-0	0-1	1	0	1	0	0	2	18	5
Fairfield	2-1	3-8	0-1	0-0	1-2	3	0	0	0	0	1	16	6
Delaware	3-1	0-2	0-0	0-0	0-1	1	0	1	1	0	0	5	0
Seattle	4-1	5-8	0-0	7-8	0-4	4	1	2	0	0	0	15	17
Lamar	5-1	3-8	0-1	0-0	0-1	1	0	2	1	0	2	17	6
North Texas	6-1	2-2	0-0	1-2	0-0	0	1	0	0	0	0	9	5
at Wisconsin	7-1	0-1	0-0	0-0	0-0	0	0	0	0	0	1	4	0
Green Bay	8-1	1-3	0-0	1-1	1-0	1	1	1	0	0	1	8	3
Tennessee	9-1	1-4	0-0	0-0	0-2	2	0	1	1	0	2	8	2
Miss. Valley St.	10-1	2-4	0-0	1-1	1-2	3	0	1	3	0	0	12	5
Morgan State	11-1	2-5	0-0	2-2	2-1	3	1	1	0	1	0	10	6
vs. Old Dominion	12-1	3-3	0-0	0-1	0-0	0	1	1	1	0	1	9	6
Wofford	13-1	9-10	1-1	0-0	1-5	6	1	1	1	0	1	27	19
North Carolina	14-1	1-5	0-0	0-0	1-2	3	0	3	1	0	0	14	2

CAREER STATISTICS

Year	G-GS	Min-Avg.	FG-FGA	Pct.	3FG-3FGA	Pct.	FT-FTA	Pct.	Off-Def.	Reb-Avg.	PF-DQ	Ast	TO	Blk	Stl	Pts-Avg
2012-13	14-1	172-12.3	34-69	.493	2-4	.500	12-15	.800	7-21	28-2.0	11-0	6	15	9	1	82-5.9
ACC	1-0	14-14.0	1-5	.200	0-0	.000	0-0	.000	1-2	3-3.0	0-0	0	3	1	0	2-2.0
CAREER	14-1	172-12.3	34-69	.493	2-4	.500	12-15	.800	7-21	28-2.0	11-0	6	15	9	1	82-5.9
ACC	1-0	14-14.0	1-5	.200	0-0	.000	0-0	.000	1-2	3-3.0	0-0	0	3	1	0	2-2.0

EVAN NOLTE

#11



Freshman • Forward • 6-8 • 207 • Milton, Ga. • Milton

2012-13 SEASON:

- Has played in every game, including three starts (Delaware, Seattle and Lamar)
- Tallied six points on a pair of three-pointers in collegiate debut at George Mason (11/9/12)
- Recorded 11 points and three steals in 28 minutes off the bench vs. Fairfield (11/12/12)
- Made first career start vs. Delaware (11/13/12)
- Had three steals vs. Fairfield (11/12/12), Delaware (11/13/12) and Lamar (11/19/12)
- Scored 10 points vs. Seattle (11/17/12)
- Registered 13 points on 5-5 shooting, including 3-3 from 3-point range vs. North Texas (11/20/12)
- Had eight points and three rebounds at Wisconsin (11/28/12)
- Tallied two points, two rebounds and two blocked shots vs. Tennessee (12/5/12)
- Recorded a season-high 15 points, including 3-5 from 3-point range vs. Old Dominion (12/22/12)
- Tallied seven points and a season-high six rebounds vs. Wofford (12/30/12)
- Scored nine points and tied a career-high three 3-pointers in ACC debut vs. North Carolina (1/6/13)

2012-13 GAME-BY-GAME:

Opponent	GP-GS	FG-FGA	3FG-3FGA	FT-FTA	Off-Def	Total	A	TO	Blk	Stl	PF	Min	Pts
at G. Mason	1-0	2-6	2-4	0-0	1-1	2	3	2	0	0	4	17	6
Fairfield	2-0	4-6	1-2	2-2	0-1	1	2	1	0	3	0	28	11
Delaware	3-1	1-8	1-5	0-0	1-0	1	0	1	0	3	1	24	3
Seattle	4-2	4-7	2-3	0-0	1-0	1	3	1	0	1	1	22	10
Lamar	5-3	1-4	0-2	0-0	0-0	0	1	0	0	3	3	22	2
North Texas	6-3	5-5	3-3	0-0	0-4	4	3	3	0	1	2	29	13
at Wisconsin	7-3	2-2	2-2	2-2	0-3	3	1	1	1	0	2	19	8
Green Bay	8-3	0-1	0-1	2-2	0-2	2	2	0	0	0	2	15	2
Tennessee	9-3	0-1	0-1	2-2	0-2	2	0	1	2	0	1	10	2
Miss. Valley St.	10-3	1-1	0-0	0-0	1-3	4	1	0	1	1	2	18	2
Morgan State	11-3	2-5	0-2	1-1	1-0	1	1	1	0	0	3	14	5
vs. Old Dominion	12-3	4-7	3-5	4-5	1-2	3	0	0	1	0	3	23	15
Wofford	13-3	3-6	1-3	0-0	1-5	6	2	0	0	0	3	22	7
North Carolina	14-3	3-5	3-5	0-0	0-1	1	2	0	1	1	2	23	9

SINGLE GAME BESTS

POINTS

Season: 15 vs. Old Dominion (12/22/12)
 Career: 15 vs. Old Dominion (12/22/12)
 ACC: 9 vs. North Carolina (1/6/13)

REBOUNDS

Season: 6 vs. Wofford (12/30/12)
 Career: 6 vs. Wofford (12/30/12)
 ACC: 1 vs. North Carolina (1/6/13)

FG MADE

Season: 5 vs. North Texas (11/20/12)
 Career: 5 vs. North Texas (11/20/12)
 ACC: 3 vs. North Carolina (1/6/13)

FG ATTEMPTS

Season: 8 vs. Delaware (11/13/12)
 Career: 8 vs. Delaware (11/13/12)
 ACC: 5 vs. North Carolina (1/6/13)

3 PT FG MADE

Season: 3, 3x last vs. North Carolina (12/22/12)
 Career: 3, 3x last vs. North Carolina (12/22/12)
 ACC: 3 vs. North Carolina (1/6/13)

3 PT FG ATTEMPTS

Season: 5, 3x last vs. North Carolina (12/22/12)
 Career: 5, 3x last vs. North Carolina (12/22/12)
 ACC: 5 vs. North Carolina (1/6/13)

FT MADE

Season: 4 vs. Old Dominion (12/22/12)
 Career: 4 vs. Old Dominion (12/22/12)
 ACC: --

FT ATTEMPTS

Season: 5 vs. Old Dominion (12/22/12)
 Career: 5 vs. Old Dominion (12/22/12)
 ACC: --

ASSISTS

Season: 3, 3x last vs. North Texas (11/20/12)
 Career: 3, 3x last vs. North Texas (11/20/12)
 ACC: 2 vs. North Carolina (1/6/13)

TURNOVERS

Season: 3 vs. North Texas (11/20/12)
 Career: 3 vs. North Texas (11/20/12)
 ACC: --

BLOCKS

Season: 2 vs. Tennessee (12/5/12)
 Career: 2 vs. Tennessee (12/5/12)
 ACC: 1 vs. North Carolina (1/6/13)

STEALS

Season: 3, 3x last vs. Lamar (11/19/12)
 Career: 3, 3x last vs. Lamar (11/19/12)
 ACC: 1 vs. North Carolina (1/6/13)

MINUTES


Season: 29 vs. North Texas (11/20/12)
 Career: 29 vs. North Texas (11/20/12)
 ACC: 23 vs. North Carolina (1/6/13)

CAREER STATISTICS

Year	G-GS	Min-Avg.	FG-FGA	Pct.	3FG-3FGA	Pct.	FT-FTA	Pct.	Off-Def.	Reb-Avg.	PF-DQ	Ast	TO	Blk	Stl	Pts-Avg
2012-13	14-3	286-20.4	32-64	.500	18-38	.474	13-14	.929	7-24	31-2.2	29-0	21	11	6	13	95-6.8
ACC	1-0	23-23.0	3-5	.600	3-5	.600	0-0	.000	0-1	1-1.0	2-0	2	0	1	1	9-9.0
CAREER	14-3	286-20.4	32-64	.500	18-38	.474	13-14	.929	7-24	31-2.2	29-0	21	11	6	13	95-6.8
ACC	1-0	23-23.0	3-5	.600	3-5	.600	0-0	.000	0-1	1-1.0	2-0	2	0	1	1	9-9.0

JOE HARRIS

#12



Junior • Guard • 6-6 • 211 • Chelan, Wash. • Chelan

2012-13 SEASON:

- Has led Virginia in scoring in nine games
- Averaging a career-high 15 points per game
- Has scored in double figures in 12 of 14 games
- Had back-to-back 20-point games (22 vs. Wisconsin & 20 vs. Green Bay) for the first time
- Tallied 19 points and eight rebounds at George Mason (11/9/12)
- Led team with 15 points vs. Fairfield (11/12/12)
- Scored a team-high 20 points vs. Delaware (11/13/12)
- Led UVa with 17 points and had two blocked shots and three steals vs. Lamar (11/19/12)
- Scored a season-high 22 points and had five rebounds and five assists at Wisconsin (11/28/12)
- Scored 20 points and was 4-7 from three-point range vs. Green Bay (12/1/12)
- Had 13 points and six rebounds vs. Tennessee (12/5/12)
- Had a career-high six assists vs. Mississippi Valley State (12/8/12)
- Led UVa with 18 points vs. Old Dominion (12/22/12)
- Recorded 15 points, four rebounds and three assists vs. Wofford (12/30/12)
- Led UVa with 19 points in ACC opener vs. North Carolina (1/6/13)

SINGLE GAME BESTS

POINTS

Season: 22 at Wisconsin (11/28/12)
 Career: 24 at Minnesota (11/29/10)
 ACC: 19, 3x last vs. North Carolina (1/6/13)

REBOUNDS

Season: 8 at George Mason (11/9/12)
 Career: 10 vs. Boston College (2/26/11)
 ACC: 10 vs. Boston College (2/26/11)

FG MADE

Season: 8, 2x last vs. Green Bay (12/1/12)
 Career: 8, 4x last vs. Green Bay (12/1/12)
 ACC: 7, 2x last vs. Clemson (1/31/12)

FG ATTEMPTS

Season: 19, 2x last at Wisconsin (11/28/12)
 Career: 19, 2x last at Wisconsin (11/28/12)
 ACC: 14 at Florida State (2/12/11)

3 PT FG MADE

Season: 4, 3x last vs. Old Dominion (12/22/12)
 Career: 5, 2x last vs. Clemson (1/31/12)
 ACC: 5 vs. Clemson (1/31/12)

3 PT FG ATTEMPTS

Season: 9, 2x last vs. Old Dominion (12/22/12)
 Career: 10 vs. Radford (12/7/10)
 ACC: 9, 2x last at Georgia Tech (2/23/11)

FT MADE

Season: 6 vs. Morgan State (12/19/12)
 Career: 6 vs. Morgan State (12/19/12)
 ACC: 7 vs. NC State (3/1/11)

FT ATTEMPTS

Season: 9 vs. Morgan State (12/19/12)
 Career: 9 vs. Morgan State (12/19/12)
 ACC: 7 vs. NC State (3/1/11)

ASSISTS

Season: 6 vs. Mississippi Valley State (12/8/12)
 Career: 6 vs. Mississippi Valley State (12/8/12)
 ACC: 5 vs. Florida State (3/1/12)

TURNOVERS

Season: 4, 2x last vs Morgan State (12/19/12)
 Career: 5 vs. Florida State (3/1/12)
 ACC: 5 vs. Florida State (3/1/12)

BLOCKS

Season: 2 vs. Lamar (11/19/12)
 Career: 3 vs. North Carolina (2/25/12)
 ACC: 3 vs. North Carolina (2/25/12)

STEALS

Season: 3 vs. Lamar (11/19/12)
 Career: 4, 2x last vs. Michigan (11/29/11)
 ACC: 3, 2x last vs. Virginia Tech (2/19/11)

MINUTES

Season: 38 vs. Delaware (11/13/12)
 Career: 41 at Miami (2/5/11)
 ACC: 41 at Miami (2/5/11)

2012-13 GAME-BY-GAME:


Opponent	GP-GS	FG-FGA	3FG-3FGA	FT-FTA	Off-Def	Total	A	TO	Blk	Stl	PF	Min	Pts
at G. Mason	1-1	6-15	4-7	3-4	1-7	8	3	4	0	0	3	35	19
Fairfield	2-2	5-11	0-0	5-6	2-5	7	3	1	1	1	2	34	15
Delaware	3-3	7-19	3-9	3-4	2-2	4	1	3	0	0	5	38	20
Seattle	4-4	2-5	1-2	2-3	0-1	1	0	2	0	0	3	20	7
Lamar	5-5	7-11	3-5	0-0	0-5	5	2	0	2	3	1	25	17
North Texas	6-6	3-6	3-4	3-4	0-2	2	2	1	1	0	3	21	12
at Wisconsin	7-7	8-19	1-7	5-6	1-4	5	5	0	0	0	1	35	22
Green Bay	8-8	8-14	4-7	0-0	0-2	2	2	3	0	0	1	35	20
Tennessee	9-9	6-11	1-3	0-1	1-5	6	1	1	0	0	1	34	13
Miss. Valley St.	10-10	0-4	0-2	3-4	0-3	3	6	1	1	0	1	27	3
Morgan State	11-11	3-4	2-3	6-9	0-2	2	3	4	0	0	2	21	14
vs. Old Dominion	12-12	6-15	4-9	2-2	0-3	3	2	2	1	0	1	33	18
Wofford	13-13	6-7	2-2	3-4	0-4	4	3	3	0	2	1	25	15
North Carolina	14-14	7-11	2-4	3-6	1-4	5	1	1	0	2	2	36	19

CAREER STATISTICS

Year	G-GS	Min-Avg.	FG-FGA	Pct.	3FG-3FGA	Pct.	FT-FTA	Pct.	Off-Def.	Reb-Avg.	PF-DQ	Ast	TO	Blk	Stl	Pts-Avg
2010-11	31-25	910-29.4	107-256	.418	65-156	.417	44-58	.759	35-100	135-4.4	69-2	39	49	11	27	323-10.4
ACC	16-13	512-32.0	55-140	.393	39-93	.419	30-39	.769	18-63	81-5.1	35-2	22	25	6	13	179-11.2
2011-12	32-31	969-30.3	121-274	.442	49-129	.380	71-92	.772	29-95	124-3.9	68-2	55	46	12	23	362-11.3
ACC	16-15	472-29.5	56-129	.434	25-57	.439	18-28	.643	20-44	64-4.0	38-1	30	27	8	8	155-9.7
2012-13	14-14	419-29.9	73-151	.483	30-64	.469	38-53	.717	8-49	57-4.1	27-1	34	26	6	8	214-15.3
ACC	1-1	36-36.0	7-11	.636	2-4	.500	3-6	.500	1-4	5-5.0	2-0	1	1	0	2	19-19.0
CAREER	77-70	2298-29.8	301-681	.442	144-349	.413	153-203	.754	72-244	316-4.1	164-5	128	121	29	58	899-11.7
ACC	33-29	1020-30.9	118-280	.429	66-154	.429	51-73	.699	39-111	150-4.5	75-3	53	53	14	23	353-10.7

JUSTIN ANDERSON

#23



Freshman • Guard • 6-6 • 226 • Montross, Va. • Montrose Christian

2012-13 SEASON:

- Has played in all 13 games, including three starts (George Mason, Delaware and Seattle)
- Tallied four points, three rebounds and three assists as starter in collegiate debut at George Mason (11/9/12)
- Recorded four points, five rebounds and four assists vs. Fairfield (11/12/13)
- Had two points and two rebounds vs. Delaware (11/13/12)
- Contributed 11 points vs. Seattle (11/17/12)
- Had six points, three rebounds and two assists vs. Lamar (11/19/12)
- Scored a season-high 14 points, four rebounds, four assists and three steals vs. North Texas (11/20/12)
- Tallied three points on first career three-pointer at Wisconsin (11/28/12)
- Had five points in 12 minutes against Green Bay (12/1/12)
- Recorded a season-high 15 points and nine rebounds vs. Mississippi Valley State (12/8/12)
- Registered six points, three assists and two steals vs. Wofford (12/30/12)
- Played 19 minutes in ACC debut vs. North Carolina (1/6/13)

2012-13 GAME-BY-GAME:

Opponent	GP-GS	FG-FGA	3FG-3FGA	FT-FTA	Off-Def	Total	A	TO	Blk	Stl	PF	Min	Pts
at G. Mason	1-1	1-5	0-3	2-5	2-1	3	3	1	0	1	3	27	4
Fairfield	2-1	1-5	0-2	2-4	2-3	5	4	1	1	0	1	27	4
Delaware	3-2	1-3	0-1	0-0	1-0	1	2	4	1	2	3	30	2
Seattle	4-3	4-5	0-1	3-3	0-2	2	4	3	2	1	0	21	11
Lamar	5-3	2-6	0-1	2-2	0-3	3	2	2	1	1	0	20	6
North Texas	6-3	4-10	0-1	6-8	3-1	4	4	0	1	3	2	23	14
at Wisconsin	7-3	1-2	1-2	0-0	0-4	4	0	0	0	0	0	9	3
Green Bay	8-3	2-5	1-2	0-0	1-0	1	0	0	0	0	0	12	5
Tennessee	9-3	0-2	0-1	0-0	0-0	0	1	0	1	0	0	11	0
Miss. Valley St.	10-3	6-11	1-3	2-2	1-8	9	2	0	2	2	1	27	15
Morgan State	11-3	1-5	1-2	2-2	0-2	2	1	1	1	0	0	22	5
vs. Old Dominion	12-3	0-1	0-0	0-0	1-1	2	2	0	1	0	1	11	0
Wofford	13-3	3-7	0-3	0-0	1-1	2	3	1	0	2	1	25	6
North Carolina	14-3	0-2	0-1	1-2	1-3	4	2	0	2	0	0	19	1

SINGLE GAME BESTS

POINTS

Season: 15 vs. Mississippi Valley State (12/8/12)
 Career: 15 vs. Mississippi Valley State (12/8/12)
 ACC: 1 vs. North Carolina (1/6/13)

REBOUNDS

Season: 9 vs. Mississippi Valley State (12/8/12)
 Career: 9 vs. Mississippi Valley State (12/8/12)
 ACC: 4 vs. North Carolina (1/6/13)

FG MADE

Season: 6 vs. Mississippi Valley State (12/8/12)
 Career: 6 vs. Mississippi Valley State (12/8/12)
 ACC: --

FG ATTEMPTS

Season: 11 vs. Mississippi Valley State (12/8/12)
 Career: 11 vs. Mississippi Valley State (12/8/12)
 ACC: 2 vs. North Carolina (1/6/13)

3 PT FG MADE

Season: 1, 4x last vs. Morgan State (12/19/12)
 Career: 1, 4x last vs. Morgan State (12/19/12)
 ACC: --

3 PT FG ATTEMPTS

Season: 3, 3x last vs. Wofford (12/30/12)
 Career: 3, 3x last vs. Wofford (12/30/12)
 ACC: 1 vs. North Carolina (1/6/13)

FT MADE

Season: 6 vs. North Texas (11/20/12)
 Career: 6 vs. North Texas (11/20/12)
 ACC: 1 vs. North Carolina (1/6/13)

FT ATTEMPTS

Season: 8 vs. North Texas (11/20/12)
 Career: 8 vs. North Texas (11/20/12)
 ACC: 2 vs. North Carolina (1/6/13)

ASSISTS

Season: 4, 3x last vs. North Texas (11/20/12)
 Career: 4, 3x last vs. North Texas (11/20/12)
 ACC: 2 vs. North Carolina (1/6/13)

TURNOVERS

Season: 4 vs. Delaware (11/12/12)
 Career: 4 vs. Delaware (11/12/12)
 ACC: --

BLOCKS

Season: 2, 3x last vs. North Carolina (1/6/13)
 Career: 2, 3x last vs. North Carolina (1/6/13)
 ACC: 2 vs. North Carolina (1/6/13)

STEALS

Season: 3 vs. North Texas (11/20/12)
 Career: 3 vs. North Texas (11/20/12)
 ACC: --

MINUTES

Season: 30 vs. Delaware (11/13/12)
 Career: 30 vs. Delaware (11/13/12)
 ACC: 19 vs. North Carolina (1/6/13)

CAREER STATISTICS

Year	G-GS	Min-Avg.	FG-FGA	Pct.	3FG-3FGA	Pct.	FT-FTA	Pct.	Off-Def.	Reb-Avg.	PF-DQ	Ast	TO	Blk	Stl	Pts-Avg
2012-13	14-3	284-20.3	26-69	.377	4-23	.174	20-28	.714	13-29	42-3.0	12-0	30	13	13	12	76-5.4
ACC	1-0	19-19.0	0-2	.000	0-1	.000	1-2	.500	1-3	4-4.0	0-0	2	0	2	0	1-1.0
CAREER	14-3	284-20.3	26-69	.377	4-23	.174	20-28	.714	13-29	42-3.0	12-0	30	13	13	12	76-5.4
ACC	1-0	19-19.0	0-2	.000	0-1	.000	1-2	.500	1-3	4-4.0	0.0	2	0	2	0	1-1.0

AKIL MITCHELL

#25



Junior • Forward • 6-8 • 234 • Charlotte, N.C. • Charlotte Christian School

2012-13 SEASON:

- Averaging a career-high 12.8 points and 9.3 rebounds per game
- Shooting a career-high 52.4 percent from the field and 68.1 percent from the free throw line.
- Posted 11 points, seven rebounds and two steals at George Mason (11/9/12)
- Tallied 12 points and eight rebounds vs. Fairfield (11/12/12)
- Posted 15 points and 13 rebounds for his second career double-double vs. Delaware (11/13/12)
- Had 14 points and a career-high 16 rebounds for his third career double-double vs. Seattle (11/17/12)
- Had 10 points and eight rebounds vs. Lamar (11/19/12)
- Posted 11 points and 10 rebounds for his fourth career double-double at Wisconsin (11/28/12)
- Scored a career-high 20 points and had nine rebounds vs. Green Bay (12/1/12)
- Recorded 13 points and 12 rebounds for his fifth career double-double vs. Tennessee (12/5/12)
- Tied a career-high with 20 points and had four steals in 16 minutes vs. Mississippi Valley State (12/8/12)
- Tallied a career-high seven assists and recorded his sixth career double-double with 15 points and 12 rebounds vs. Morgan State (12/19/12)
- Registered eight points and a team-high nine rebounds vs. Old Dominion (12/22/12)
- Had 15 points, six rebounds and career-high-tying four steals vs. Wofford (12/30/12)
- Grabbed a team-high 11 rebounds vs. North Carolina (1/6/13)

2012-13 GAME-BY-GAME:

Opponent	GP-GS	FG-FGA	3FG-3FGA	FT-FTA	Off-Def	Total	A	TO	Blk	Stl	PF	Min	Pts
at G.Mason	1-1	4-6	0-0	3-5	3-4	7	0	1	1	2	1	30	11
Fairfield	2-2	4-11	0-0	4-6	3-5	8	2	1	1	1	2	33	12
Delaware	3-3	5-11	0-0	5-8	5-8	13	3	1	1	0	4	30	15
Seattle	4-4	5-7	0-0	4-4	6-10	16	1	2	0	3	2	26	14
Lamar	5-5	2-7	0-0	6-6	3-5	8	2	0	0	0	2	23	10
North Texas	6-6	3-5	0-0	2-3	0-4	4	1	4	0	0	4	24	8
at Wisconsin	7-7	3-6	0-0	5-6	3-7	10	2	3	0	0	2	33	11
Green Bay	8-8	9-12	0-0	2-2	0-9	9	2	1	1	0	2	26	20
Tennessee	9-9	6-13	0-0	1-3	5-7	12	1	2	0	0	2	34	13
Miss. Valley St.	10-10	9-14	0-0	2-3	2-3	5	1	1	0	4	2	16	20
Morgan State	11-11	5-12	0-1	5-8	4-8	12	7	2	0	1	3	33	15
vs. Old Dominion	12-12	3-10	0-0	2-3	4-5	9	1	1	1	0	2	33	8
Wofford	13-13	6-7	0-0	3-4	1-5	6	2	1	0	4	1	25	15
North Carolina	14-14	2-5	0-0	3-8	2-9	11	1	1	0	2	3	31	7

SINGLE GAME BESTS

POINTS

Season: 20, 2x last vs. Miss. Valley State (12/8/12)
 Career: 20, 2x last vs. Miss. Valley State (12/8/12)
 ACC: 10, 2x last vs Wake Forest (2/8/12)

REBOUNDS

Season: 16 vs. Seattle (11/17/12)
 Career: 16 vs. Seattle (11/17/12)
 ACC: 11 vs. North Carolina (1/6/13)

FG MADE

Season: 9, 2x last vs. Miss. Valley State (12/8/12)
 Career: 9, 2x last vs. Miss. Valley State (12/8/12)
 ACC: 4 vs. BC (1/26/12), vs. WF (2/8/12)

FG ATTEMPTS

Season: 14 vs. Miss. Valley State (12/8/12)
 Career: 14 vs. Miss. Valley State (12/8/12)
 ACC: 10 vs. Wake Forest (2/8/12)

3 PT FG MADE

Season: --
 Career: 1 vs. North Carolina (1/8/11)
 ACC: 1 vs. North Carolina (1/8/11)

3 PT FG ATTEMPTS

Season: 1 vs. Morgan State (12/19/12)
 Career: 1 on eight occasions
 ACC: 1 on five occasions

FT MADE

Season: 6 vs. Lamar (11/19/12)
 Career: 6 vs. Lamar (11/19/12)
 ACC: 4 vs. Clemson (1/31/12)

FT ATTEMPTS

Season: 8, 3x last vs. North Carolina (1/6/13)
 Career: 8, 3x last vs. North Carolina (1/6/13)
 ACC: 8 vs. North Carolina (1/6/13)

ASSISTS

Season: 7 vs. Morgan State (12/19/12)
 Career: 7 vs. Morgan State (12/19/12)
 ACC: 4 vs. Wake Forest (2/8/12)

TURNOVERS

Season: 4 vs. North Texas (11/20/12)
 Career: 4 vs. North Texas (11/20/12)
 ACC: 3, 2x last at Clemson (2/14/12)

BLOCKS

Season: 1, 5x last vs. Old Dominion (12/22/12)
 Career: 2, 2x last at North Carolina (2/11/12)
 ACC: 2, 2x last at North Carolina (2/11/12)

STEALS

Season: 4, 2x last vs. Wofford (12/30/12)
 Career: 4, 2x last vs. Wofford (12/30/12)
 ACC: 3 on three occasions

MINUTES


Season: 34 vs. Tennessee (12/5/12)
 Career: 38 vs. NC State (3/9/12)
 ACC: 35, 2x last vs. Wake Forest (2/8/12)

CAREER STATISTICS

Year	G-GS	Min-Avg.	FG-FGA	Pct.	3FG-3FGA	Pct.	FT-FTA	Pct.	Off-Def.	Reb-Avg.	PF-DQ	Ast	TO	Blk	Stl	Pts-Avg
2010-11	29-1	438-15.1	27-80	.338	1-8	.125	15-29	.517	22-64	86-3.0	51-1	24	17	6	18	70-2.4
ACC	16-0	254-15.9	15-43	.349	1-5	.200	12-18	.667	11-25	36-2.3	30-1	12	9	4	11	43-2.7
2011-12	32-15	705-22.0	52-103	.505	0-0	.000	27-53	.509	39-102	141-4.4	71-1	27	26	10	21	131-4.1
ACC	16-13	383-23.9	26-57	.456	0-0	.000	16-27	.593	22-52	74-4.6	42-1	16	16	4	14	68-4.3
2012-13	14-14	397-28.4	66-126	.524	0-1	.000	47-69	.681	41-89	130-9.3	32-0	26	21	5	17	179-12.8
ACC	1-1	31-31.0	2-5	.400	0-0	.000	3-5	.375	2-9	11-11.0	3-0	1	1	0	2	7-7.0
CAREER	75-30	1540-20.5	145-309	.469	1-9	.111	89-151	.589	102-255	357-4.8	154-2	77	64	21	56	380-5.1
ACC	33-14	668-20.2	43-105	.410	1-5	.200	31-53	.585	35-86	121-3.7	75-2	29	26	8	27	118-3.6

THOMAS ROGERS

#30



Junior • Guard • 6-6 • 209 • Farmville, Va. • Fork Union Military Academy

2012-13 SEASON:

- Made his season debut vs. Seattle (11/17/12)
- Played two minutes vs. Lamar (11/19/12)
- Played three minutes vs. Mississippi Valley State (12/8/12)
- Played one minute vs. Morgan State (12/19/12)
- Saw two minutes of action vs. Wofford (12/30/12)

2012-13 GAME-BY-GAME:

Opponent	GP-GS	FG-FGA	3FG-3FGA	FT-FTA	Off-Def	Total	A	TO	Blk	Stl	PF	Min	Pts
at G. Mason	DNP												
Fairfield	DNP												
Delaware	DNP												
Seattle	1-0	0-0	0-0	0-0	0-0	0	1	0	0	0	1	4	0
Lamar	2-0	0-0	0-0	0-0	0-0	0	0	0	0	0	0	2	0
North Texas	DNP												
at Wisconsin	DNP												
Green Bay	DNP												
Tennessee	DNP												
Miss. Valley St.	3-0	0-0	0-0	0-2	0-1	1	0	0	0	0	0	3	0
Morgan State	4-0	0-1	0-1	0-0	0-0	0	0	1	0	0	0	1	0
vs. Old Dominion	DNP												
Wofford	5-0												
North Carolina	DNP												

SINGLE GAME BESTS

POINTS

Season: --
 Career: --
 ACC: --

REBOUNDS

Season: 1, 2x last vs. Wofford (12/30/12)
 Career: 1, 5x last vs. Wofford (12/30/12)
 ACC: 1, 2x last vs. Maryland (2/18/12)

FG MADE

Season: --
 Career: --
 ACC: --

FG ATTEMPTS

Season: 2 vs. Wofford (12/30/12)
 Career: 2, 3x last vs. Wofford (12/30/12)
 ACC: 1, 2x last vs. Wake Forest (2/8/12)

3 PT FG MADE

Season: --
 Career: --
 ACC: --

3 PT FG ATTEMPTS

Season: 1, 2x last vs. Wofford (12/30/12)
 Career: 2, 2x last vs. Green Bay (11/25/11)
 ACC: 1, 2x last vs. Wake Forest (2/8/12)

FT MADE

Season: --
 Career: --
 ACC: --

FT ATTEMPTS

Season: 2 vs. Mississippi Valley State (12/8/12)
 Career: 2 vs. Mississippi Valley State (12/8/12)
 ACC: --

ASSISTS

Season: 1 vs. Seattle (11/17/12)
 Career: 1, 2x last vs. Seattle (11/17/12)
 ACC: --

TURNOVERS

Season: 1 vs. Morgan State (12/19/12)
 Career: 1, 2x last vs. Morgan State (12/19/12)
 ACC: --

BLOCKS

Season: --
 Career: --
 ACC: --

STEALS

Season: --
 Career: --
 ACC: --

MINUTES


Season: 4 vs. Seattle (11/17/12)
 Career: 4, 2x last vs. Seattle (11/17/12)
 ACC: 3, 2x last vs. Maryland (2/18/12)

CAREER STATISTICS

Year	G-GS	Min-Avg.	FG-FGA	Pct.	3FG-3FGA	Pct.	FT-FTA	Pct.	Off-Def.	Reb-Avg.	PF-DQ	Ast	TO	Blk	Stl	Pts-Avg
2010-11	6-0	8-1.3	0-2	.000	0-2	.000	0-0	.000	0-0	0-0.0	0-0	0	0	0	0	0-0.0
ACC	2-0	2-1.0	0-0	.000	0-0	.000	0-0	.000	0-0	0-0.0	0-0	0	0	0	0	0-0.0
2011-12	7-0	19-2.7	0-6	.000	0-6	.000	0-0	.000	0-3	3-0.4	3-0	1	1	0	0	0-0.0
ACC	3-0	8-2.7	0-2	.000	0-2	.000	0-0	.000	0-2	2-0.7	1-0	0	0	0	0	0-0.0
2012-13	5-0	12-2.4	0-4	.000	0-2	.000	0-2	.000	0-2	2-0.4	1-0	1	1	0	0	0-0.0
ACC	0-0	0-0.0	--	--	--	--	--	--	--	--	--	--	--	--	--	--
CAREER	18-0	39-2.2	0-12	.000	0-10	.000	0-2	.000	0-5	5-0.3	4-0	2	2	0	0	0-0.0
ACC	5-0	10-2.0	0-2	.000	0-2	.000	0-0	.000	0-2	2-0.4	1-0	0	0	0	0	0-0.0

DARION ATKINS

#32



Sophomore • Forward • 6-8 • 222 • Clinton, Md. • Landon School

2012-13 SEASON:

- Averaging career highs in points (7.6 ppg), rebounds (4.6 rpg) and blocked shots (1.6 bpg)
- Tallied seven points and four rebounds in 16 minutes off the bench at George Mason (11/9/12)
- Made his first career start vs. Fairfield (11/12/12)
- Scored 11 points against Delaware (11/13/12)
- Earned six rebounds and a career-high four blocked shots vs. Seattle (11/17/12)
- Tallied five points in 19 minutes vs. Lamar (11/19/12)
- Added 10 points and a career-high nine rebounds vs. North Texas (11/20/12)
- Scored 14 points and had seven rebounds at Wisconsin (11/28/12)
- Grabbed a career-high 11 rebounds and blocked four shots vs. Green Bay (12/1/12)
- Tallied eight points, five rebounds and three blocked shots vs. Tennessee (12/5/12)
- Recorded 14 points in 23 minutes vs. Mississippi Valley State (12/8/12)
- Led Virginia scoring with a career-high 17 points and three steals vs. Morgan State (12/19/12)
- Played a season-low seven minutes vs. Wofford (12/30/12)
- Started first ACC game, scoring two points with rebounds vs. North Carolina (1/6/13)

2012-13 GAME-BY-GAME:

Opponent	GP-GS	FG-FGA	3FG-3FGA	FT-FTA	Off-Def	Total	A	TO	Blk	Stl	PF	Min	Pts
at G. Mason	1-0	3-5	0-0	1-1	3-1	4	0	2	0	0	4	16	7
Fairfield	2-1	0-2	0-0	0-0	0-1	1	0	1	1	0	0	9	0
Delaware	3-1	5-7	0-0	1-3	3-0	3	1	0	0	0	0	23	11
Seattle	4-1	3-4	0-0	2-2	2-4	6	1	2	4	2	0	18	8
Lamar	5-1	2-4	0-0	1-1	0-1	1	1	1	1	0	4	19	5
North Texas	6-2	5-10	0-0	0-0	5-4	9	1	1	2	1	3	31	10
at Wisconsin	7-3	6-9	0-0	2-3	3-4	7	1	1	2	1	2	35	14
Green Bay	8-4	2-6	0-0	3-6	2-9	11	3	2	4	0	2	36	7
Tennessee	9-5	4-10	0-0	0-0	0-5	5	0	1	3	1	3	33	8
Miss. Valley St.	10-6	7-11	0-0	0-2	2-5	7	0	0	1	1	2	23	14
Morgan State	11-7	8-12	0-0	1-3	3-1	4	0	3	1	3	4	25	17
vs. Old Dominion	12-8	2-6	0-0	0-0	1-3	4	0	2	2	1	5	22	4
Wofford	13-9	0-2	0-0	0-0	0-0	0	0	1	0	0	0	7	0
North Carolina	14-10	1-4	0-0	0-0	0-3	3	0	0	2	0	2	16	2

SINGLE GAME BESTS

POINTS

Season: 17 vs. Morgan State (12/19/12)
 Career: 17 vs. Morgan State (12/19/12)
 ACC: 6 vs. Boston College (1/26/12)

REBOUNDS

Season: 11 vs. Green Bay (12/1/12)
 Career: 11 vs. Green Bay (12/1/12)
 ACC: 6 vs. North Carolina (2/25/12)

FG MADE

Season: 8 vs. Morgan State (12/19/12)
 Career: 8 vs. Morgan State (12/19/12)
 ACC: 2 on four occasions

FG ATTEMPTS

Season: 12 vs. Morgan State (12/19/12)
 Career: 12 vs. Morgan State (12/19/12)
 ACC: 5 vs. Wake Forest (2/8/12)

3 PT FG MADE

Season: --
 Career: --
 ACC: --

3 PT FG ATTEMPTS

Season: --
 Career: --
 ACC: --

FT MADE

Season: 3 vs. Green Bay (12/1/12)
 Career: 4 vs. Longwood (12/3/11)
 ACC: 2 at GT (1/19/12), vs. BC (1/26/12)

FT ATTEMPTS

Season: 6 vs. Green Bay (12/1/12)
 Career: 6, 2x last vs. Green Bay (12/1/12)
 ACC: 2 on four occasions

ASSISTS

Season: 3 vs. Green Bay (12/1/12)
 Career: 3 vs. Green Bay (12/1/12)
 ACC: 1, 2x last vs. Wake Forest (2/8/12)

TURNOVERS

Season: 3 vs. Morgan State (12/19/12)
 Career: 3 vs. Morgan State (12/19/12)
 ACC: 2 at Maryland (3/4/12)

BLOCKS

Season: 4, 2x last vs. Green Bay (12/1/12)
 Career: 4, 2x last vs. Green Bay (12/1/12)
 ACC: 2 on seven occasions

STEALS

Season: 3 vs. Morgan State (12/19/12)
 Career: 3 vs. Morgan State (12/19/12)
 ACC: 2 vs. Wake Forest (2/8/12)

MINUTES

Season: 36 vs. Green Bay (12/1/12)
 Career: 36 vs. Green Bay (12/1/12)
 ACC: 22 at Maryland (3/4/12)

CAREER STATISTICS

Year	G-GS	Min-Avg.	FG-FGA	Pct.	3FG-3FGA	Pct.	FT-FTA	Pct.	Off-Def.	Reb-Avg.	PF-DQ	Ast	TO	Blk	Stl	Pts-Avg
2011-12	27-0	275-10.2	25-43	.581	0-0	.000	11-19	.579	23-39	62-2.3	50-1	3	5	19	12	61-2.3
ACC	16-0	190-11.9	15-27	.556	0-0	.000	5-8	.625	14-25	39-2.4	36-1	2	3	14	8	35-2.2
2012-13	14-10	313-22.4	48-92	.522	0-0	.000	11-21	.524	24-41	65-4.6	231-1	8	17	23	10	107-7.6
ACC	1-1	16-16.0	1-4	.250	0-0	.000	0-0	.000	0-3	3-3.0	2-0	0	0	2	0	2-2.0
CAREER	40-9	572-14.3	72-131	.550	0-0	.000	22-40	.550	47-77	124-3.1	79-2	11	22	40	22	166-4.2
ACC	17-1	206-12.1	16-31	.516	0-0	.000	5-8	.625	14-28	42-2.5	38-1	2	3	16	8	35-2.2

2012-13 Virginia Basketball
Virginia Season Schedule/Results & Leaders (as of Jan 06, 2013)
All games

RECORD:	OVERALL	HOME	AWAY	NEUTRAL
ALL GAMES	11-3	10-1	1-1	0-1
CONFERENCE	1-0	1-0	0-0	0-0
NON-CONFERENCE	10-3	9-1	1-1	0-1

Date	Opponent	Score	Att.	High Points	High Rebounds
11/9/12	at George Mason	59-63 L	9840	(19)Joe Harris	(8)Joe Harris
11/12/12	FAIRFIELD	w 54-45	8568	(15)Joe Harris	(8)Akil Mitchell
11/13/12	DELAWARE	53-59 L	8490	(20)Joe Harris	(13)Akil Mitchell
11/17/12	SEATTLE	w 83-43	9160	(17)Mike Tobey	(16)Akil Mitchell
11/19/12	LAMAR	w 63-44	1444	(17)Joe Harris	(8)Akil Mitchell
11/20/12	NORTH TEXAS	w 80-64	1745	(14)Justin Anderson	(9)Darion Atkins
11/28/12	at Wisconsin	w 60-54	16690	(22)Joe Harris	(10)Akil Mitchell
12/01/12	GREEN BAY	w 67-51	9600	(20)Akil Mitchell	(11)Darion Atkins
				(20)Joe Harris	
12/05/12	TENNESSEE	w 46-38	9702	(13)Akil Mitchell	(12)Akil Mitchell
				(13)Joe Harris	
12/08/12	MISSISSIPPI VALLEY STATE	w 67-39	8691	(20)Akil Mitchell	(9)Justin Anderson
12/19/12	MORGAN STATE	w 75-57	8319	(17)Darion Atkins	(12)Akil Mitchell
12/22/12	vs Old Dominion	61-63 L	6944	(18)Joe Harris	(9)Akil Mitchell
12/30/12	WOFFORD	w 74-39	9387	(19)Mike Tobey	(6)Mike Tobey
					(6)Akil Mitchell
					(6)Evan Nolte
01/06/13	*NORTH CAROLINA	w 61-52	12117	(19)Joe Harris	(11)Akil Mitchell

* - Conference game

Attendance Summary	Games	Attend	Avg/Game
Home	11	87223	7929
Away	2	26530	13265
Neutral	1	6944	6944
Total	14	120697	8621

2012-13 Virginia Basketball
Virginia Season Box Score (as of Jan 06, 2013)
All games

RECORD:	OVERALL	HOME	AWAY	NEUTRAL
ALL GAMES	11-3	10-1	1-1	0-1
CONFERENCE	1-0	1-0	0-0	0-0
NON-CONFERENCE	10-3	9-1	1-1	0-1

##	Player	gp-gs	min	avg	Total		3-Point		F-Throw		Rebounds				pf	dq	a	to	blk	stl	pts	avg
					fg-fga	fg%	3fg-fga	3fg%	ft-fa	ft%	off	def	tot	avg								
12	Joe Harris	14-14	419	29.9	73-151	.483	30-64	.469	38-53	.717	8	49	57	4.1	27	1	34	26	6	8	214	15.3
25	Akil Mitchell	14-14	397	28.4	66-126	.524	0-1	.000	47-69	.681	41	89	130	9.3	32	0	26	21	5	17	179	12.8
32	Darion Atkins	14-10	313	22.4	48-92	.522	0-0	.000	11-21	.524	24	41	65	4.6	31	1	8	17	23	10	107	7.6
11	Evan Nolte	14-3	286	20.4	32-64	.500	18-38	.474	13-14	.929	7	24	31	2.2	29	0	21	11	6	13	95	6.8
10	Mike Tobey	14-1	172	12.3	34-69	.493	2-4	.500	12-15	.800	7	21	28	2.0	11	0	6	15	9	1	82	5.9
23	Justin Anderson	14-3	284	20.3	26-69	.377	4-23	.174	20-28	.714	13	29	42	3.0	12	0	30	13	13	12	76	5.4
02	Paul Jespersion	14-13	354	25.3	22-55	.400	15-36	.417	5-6	.833	3	30	33	2.4	24	0	21	12	6	4	64	4.6
05	Teven Jones	11-9	257	23.4	13-38	.342	5-13	.385	16-19	.842	1	15	16	1.5	27	0	25	20	2	10	47	4.3
01	Jontel Evans	5-1	81	16.2	7-20	.350	0-0	.000	0-0	.000	0	8	8	1.6	6	0	17	8	0	5	14	2.8
04	Taylor Barnette	10-2	148	14.8	9-23	.391	6-19	.316	0-2	.000	1	8	9	0.9	8	0	14	9	0	0	24	2.4
00	Doug Browman	9-0	73	8.1	0-3	.000	0-3	.000	1-2	.500	1	10	11	1.2	5	0	10	7	0	0	1	0.1
30	Thomas Rogers	5-0	12	2.4	0-4	.000	0-2	.000	0-2	.000	0	2	2	0.4	1	0	1	1	0	0	0	0.0
24	Caid Kirven	2-0	4	2.0	0-1	.000	0-0	.000	0-0	.000	0	1	1	0.5	1	0	0	1	0	0	0	0.0
Team											19	26	45									
Total.....		14	2800		330-715	.462	80-203	.394	163-231	.706	125	353	478	34.1	214	2	213	161	70	80	903	64.5
Opponents.....		14	2801		251-709	.354	71-245	.290	138-202	.683	133	292	425	30.4	221	2	113	178	38	74	711	50.8

Score by Periods	1st	2nd	Totals
Virginia	419	484	903
Opponents	317	394	711

2012-13 Virginia Basketball
Virginia Overall Team Statistics (as of Jan 06, 2013)
All games

TEAM STATISTICS	VA	OPP
SCORING	903	711
Points per game	64.5	50.8
Scoring margin	+13.7	-
FIELD GOALS-ATT	330-715	251-709
Field goal pct	.462	.354
3 POINT FG-ATT	80-203	71-245
3-point FG pct	.394	.290
3-pt FG made per game	5.7	5.1
FREE THROWS-ATT	163-231	138-202
Free throw pct	.706	.683
F-Throws made per game	11.6	9.9
REBOUNDS	478	425
Rebounds per game	34.1	30.4
Rebounding margin	+3.8	-
ASSISTS	213	113
Assists per game	15.2	8.1
TURNOVERS	161	178
Turnovers per game	11.5	12.7
Turnover margin	+1.2	-
Assist/turnover ratio	1.3	0.6
STEALS	80	74
Steals per game	5.7	5.3
BLOCKS	70	38
Blocks per game	5.0	2.7
WINNING STREAK	2	-
Home win streak	9	-
ATTENDANCE	87223	33474
Home games-Avg/Game	11-7929	2-13265
Neutral site-Avg/Game	-	1-6944

Score by Periods	1st	2nd	Totals
Virginia	419	484	903
Opponents	317	394	711

2012-13 Virginia Basketball
Virginia Team Game-by-Game (as of Jan 06, 2013)
All games

TEAM STATISTICS

Opponent	Date	Score		Total		3-Pointers		Free throws		Rebounds				pf	a	t/o	blk	stl	pts	avg
				fg-fga	pct	3fg-fga	pct	ft-fta	pct	off	def	tot	avg							
at George Mason	11/9/12	59-63	L	21-52	.404	8-21	.381	9-15	.600	11	21	32	32.0	20	12	12	1	3	59	59.0
FAIRFIELD	11/12/12	54-45	W	19-47	.404	2-8	.250	14-20	.700	11	21	32	32.0	8	14	9	4	5	54	56.5
DELAWARE	11/13/12	53-59	L	20-57	.351	4-21	.190	9-15	.600	16	19	35	33.0	17	10	12	4	5	53	55.3
SEATTLE	11/17/12	83-43	W	28-50	.560	6-14	.429	21-24	.875	9	32	41	35.0	13	21	19	6	7	83	62.2
LAMAR	11/19/12	63-44	W	23-53	.434	6-16	.375	11-11	1.000	7	22	29	33.8	16	12	9	8	9	63	62.4
NORTH TEXAS	11/20/12	80-64	W	27-46	.587	8-11	.727	18-24	.750	9	19	28	32.8	20	18	15	5	7	80	65.3
at Wisconsin	11/28/12	60-54	W	21-46	.457	4-12	.333	14-17	.824	8	28	36	33.3	12	12	10	4	3	60	64.6
GREEN BAY	12/01/12	67-51	W	26-52	.500	7-14	.500	8-11	.727	4	28	32	33.1	14	20	10	5	7	67	64.9
TENNESSEE	12/05/12	46-38	W	19-53	.358	1-8	.125	7-10	.700	10	27	37	33.6	15	10	8	8	2	46	62.8
MISSISSIPPI VALLEY STA	12/08/12	67-39	W	28-56	.500	3-12	.250	8-14	.571	7	35	42	34.4	17	17	10	8	9	67	63.2
MORGAN STATE	12/19/12	75-57	W	25-54	.463	6-16	.375	19-29	.655	16	23	39	34.8	17	18	16	2	8	75	64.3
vs Old Dominion	12/22/12	61-63	L	21-53	.396	9-21	.429	10-13	.769	8	24	32	34.6	19	13	8	7	1	61	64.0
WOFFORD	12/30/12	74-39	W	30-47	.638	8-15	.533	6-10	.600	4	27	31	34.3	12	22	12	2	8	74	64.8
NORTH CAROLINA	01/06/13	61-52	W	22-49	.449	8-14	.571	9-18	.500	5	27	32	34.1	14	14	11	6	6	61	64.5
Virginia		903		330-715	.462	80-203	.394	163-231	.706	125	353	478	34.1	214	213	161	70	80	903	64.5
Opponents		711		251-709	.354	71-245	.290	138-202	.683	133	292	425	30.4	221	113	178	38	74	711	50.8

Games played: 14
Points/game: 64.5
FG Pct: 46.2
3FG Pct: 39.4
FT Pct: 70.6

Rebounds/game: 34.1
Assists/game: 15.2
Turnovers/game: 11.5
Assist/turnover ratio: 1.3
Steals/game: 5.7
Blocks/game: 5.0

2012-13 Virginia Basketball
Virginia Team Game-by-Game Comparison (as of Jan 06, 2013)
All games

Opponent	1st	2nd	Score	Mar	Total FG	FG Pct	3-Pointers	3FG Pct	Free Throws	FT Pct	Rebounds	A
George Mason	25/28	34/35	59-63	(4)	21-52/24-44	.404/.545	8-21/7-14	.381/.500	9-15/8-19	.600/.421	32/26 +6	1
FAIRFIELD	28/30	26/15	54-45	+9	19-47/17-47	.404/.362	2-8/7-21	.250/.333	14-20/4-6	.700/.667	32/30 +2	1
DELAWARE	15/28	38/31	53-59	(6)	20-57/20-47	.351/.426	4-21/5-16	.190/.313	9-15/14-17	.600/.824	35/33 +2	1
SEATTLE	44/13	39/30	83-43	+40	28-50/15-59	.560/.254	6-14/5-19	.429/.263	21-24/8-14	.875/.571	41/29 +12	2
LAMAR	32/18	31/26	63-44	+19	23-53/15-46	.434/.326	6-16/3-6	.375/.500	11-11/11-12	1000/.917	29/28 +1	1
NORTH TEXAS	42/22	38/42	80-64	+16	27-46/21-58	.587/.362	8-11/3-19	.727/.158	18-24/19-26	.750/.731	28/34 (6)	1
Wisconsin	24/23	36/31	60-54	+6	21-46/21-55	.457/.382	4-12/8-22	.333/.364	14-17/4-5	.824/.800	36/25 +11	1
GREEN BAY	31/27	36/24	67-51	+16	26-52/18-53	.500/.340	7-14/5-17	.500/.294	8-11/10-13	.727/.769	32/31 +1	2
TENNESSEE	25/16	21/22	46-38	+8	19-53/15-52	.358/.288	1-8/3-19	.125/.158	7-10/5-8	.700/.625	37/36 +1	1
MISSISSIPPI VALLEY STATE	36/22	31/17	67-39	+28	28-56/11-58	.500/.190	3-12/3-23	.250/.130	8-14/14-18	.571/.778	42/39 +3	1
MORGAN STATE	37/28	38/29	75-57	+18	25-54/21-45	.463/.467	6-16/3-10	.375/.300	19-29/12-18	.655/.667	39/21 +18	1
Old Dominion	25/20	36/43	61-63	(2)	21-53/20-52	.396/.385	9-21/9-23	.429/.391	10-13/14-19	.769/.737	32/39 (7)	1
WOFFORD	31/17	43/22	74-39	+35	30-47/14-42	.638/.333	8-15/5-19	.533/.263	6-10/6-10	.600/.600	31/19 +12	2
NORTH CAROLINA	24/25	37/27	61-52	+9	22-49/19-51	.449/.373	8-14/5-17	.571/.294	9-18/9-17	.500/.529	32/35 (3)	1

Note: Game totals are displayed in the format TEAM/OPPONENT for each category

2012-13 Virginia Basketball
Virginia Points-Rebounds-Assists (as of Jan 06, 2013)
All games

Opponent	Date	Score		00	01	02	04	05	10	11
				BROWMAN,DO	EVANS,JONT	JESPERSON,	BARNETTE,T	JONES,TEVE	TOBEY,MIKE	NOLTE,EVAN
at George Mason	11/9/12	59-63	L	0-3-2	DNP	2-2-1	5-0-0	DNP	5-1-0	6-2-3
FAIRFIELD	11/12/12	54-45	w	0-0-1	DNP	6-1-2	0-1-0	DNP	6-3-0	11-1-2
DELAWARE	11/13/12	53-59	L	0-1-1	0-1-0	2-5-2	0-0-0	DNP	0-1-0	3-1-0
SEATTLE	11/17/12	83-43	w	1-2-0	DNP	3-1-5	8-2-4	4-3-1	17-4-1	10-1-3
LAMAR	11/19/12	63-44	w	0-0-0	DNP	9-5-1	2-1-1	6-0-2	6-1-0	2-0-1
NORTH TEXAS	11/20/12	80-64	w	DNP	DNP	5-1-2	0-0-0	13-1-4	5-0-1	13-4-3
at Wisconsin	11/28/12	60-54	w	DNP	0-4-0	0-3-0	DNP	2-0-3	0-0-0	8-3-1
GREEN BAY	12/01/12	67-51	w	DNP	2-3-7	8-1-1	DNP	0-0-2	3-1-1	2-2-2
TENNESSEE	12/05/12	46-38	w	DNP	4-0-4	2-4-0	DNP	2-0-3	2-2-0	2-2-0
MISSISSIPPI VALLEY STAT	12/08/12	67-39	w	0-2-0	DNP	3-1-1	3-1-4	2-3-2	5-3-0	2-4-1
MORGAN STATE	12/19/12	75-57	w	0-1-0	DNP	11-3-1	0-3-2	2-2-2	6-3-1	5-1-1
vs Old Dominion	12/22/12	61-63	L	0-0-0	DNP	3-4-2	3-0-2	4-4-3	6-0-1	15-3-0
WOFFORD	12/30/12	74-39	w	0-2-6	DNP	3-1-1	3-1-1	6-1-3	19-6-1	7-6-2
NORTH CAROLINA	01/06/13	61-52	w	DNP	8-0-6	7-1-2	DNP	6-2-0	2-3-0	9-1-2

Opponent	Date	Score		12	23	24	25	30	32
				HARRIS,JOE	ANDERSON,J	KIRVEN,CAI	MITCHELL,A	ROGERS,THO	ATKINS,DAR
at George Mason	11/9/12	59-63	L	19-8-3	4-3-3	DNP	11-7-0	DNP	7-4-0
FAIRFIELD	11/12/12	54-45	w	15-7-3	4-5-4	DNP	12-8-2	DNP	0-1-0
DELAWARE	11/13/12	53-59	L	20-4-1	2-1-2	DNP	15-13-3	DNP	11-3-1
SEATTLE	11/17/12	83-43	w	7-1-0	11-2-4	DNP	14-16-1	0-0-1	8-6-1
LAMAR	11/19/12	63-44	w	17-5-2	6-3-2	DNP	10-8-2	0-0-0	5-1-1
NORTH TEXAS	11/20/12	80-64	w	12-2-2	14-4-4	DNP	8-4-1	DNP	10-9-1
at Wisconsin	11/28/12	60-54	w	22-5-5	3-4-0	DNP	11-10-2	DNP	14-7-1
GREEN BAY	12/01/12	67-51	w	20-2-2	5-1-0	DNP	20-9-2	DNP	7-11-3
TENNESSEE	12/05/12	46-38	w	13-6-1	0-0-1	DNP	13-12-1	DNP	8-5-0
MISSISSIPPI VALLEY STAT	12/08/12	67-39	w	3-3-6	15-9-2	0-0-0	20-5-1	0-1-0	14-7-0
MORGAN STATE	12/19/12	75-57	w	14-2-3	5-2-1	DNP	15-12-7	0-0-0	17-4-0
vs Old Dominion	12/22/12	61-63	L	18-3-2	0-2-2	DNP	8-9-1	DNP	4-4-0
WOFFORD	12/30/12	74-39	w	15-4-3	6-2-3	0-1-0	15-6-2	0-1-0	0-0-0
NORTH CAROLINA	01/06/13	61-52	w	19-5-1	1-4-2	DNP	7-11-1	DNP	2-3-0

2012-13 Virginia Basketball
Virginia Game-by-Game Highs (as of Jan 06, 2013)
All games

Opponent	Date	Score	Points	Rebounds	Assists	Steals	Blocked shots
at George Mason	11/9/12	59-63	19-Joe Harris	8-Joe Harris	3-Joe Harris Justin Anderson Evan Nolte	2-Akil Mitchell	1-Akil Mitchell
FAIRFIELD	11/12/12	54-45	15-Joe Harris	8-Akil Mitchell	4-Justin Anderson	3-Evan Nolte	1-Akil Mitchell Joe Harris Darion Atkins Justin Anderson
DELAWARE	11/13/12	53-59	20-Joe Harris	13-Akil Mitchell	3-Akil Mitchell	3-Evan Nolte	1-Mike Tobey Justin Anderson Paul Jespersion Akil Mitchell
SEATTLE	11/17/12	83-43	17-Mike Tobey	16-Akil Mitchell	5-Paul Jespersion	3-Akil Mitchell	4-Darion Atkins
LAMAR	11/19/12	63-44	17-Joe Harris	8-Akil Mitchell	2-Joe Harris Justin Anderson Teven Jones Akil Mitchell	3-Joe Harris Evan Nolte	2-Paul Jespersion Joe Harris
NORTH TEXAS	11/20/12	80-64	14-Justin Anderson	9-Darion Atkins	4-Teven Jones Justin Anderson	3-Justin Anderson	2-Darion Atkins
at Wisconsin	11/28/12	60-54	22-Joe Harris	10-Akil Mitchell	5-Joe Harris	2-Teven Jones	2-Darion Atkins
GREEN BAY	12/01/12	67-51	20-Joe Harris Akil Mitchell	11-Darion Atkins	7-Jontel Evans	5-Jontel Evans	4-Darion Atkins
TENNESSEE	12/05/12	46-38	13-Joe Harris Akil Mitchell	12-Akil Mitchell	4-Jontel Evans	1-Darion Atkins Teven Jones	3-Darion Atkins
MISSISSIPPI VALLEY STAT	12/08/12	67-39	20-Akil Mitchell	9-Justin Anderson	6-Joe Harris	4-Akil Mitchell	3-Mike Tobey
MORGAN STATE	12/19/12	75-57	17-Darion Atkins	12-Akil Mitchell	7-Akil Mitchell	3-Teven Jones Darion Atkins	1-Justin Anderson Darion Atkins
vs Old Dominion	12/22/12	61-63	18-Joe Harris	9-Akil Mitchell	3-Teven Jones	1-Darion Atkins	2-Darion Atkins
WOFFORD	12/30/12	74-39	19-Mike Tobey	6-Evan Nolte Akil Mitchell Mike Tobey	6-Doug Browman	4-Akil Mitchell	1-Mike Tobey Paul Jespersion
NORTH CAROLINA	01/06/13	61-52	19-Joe Harris	11-Akil Mitchell	6-Jontel Evans	2-Joe Harris Akil Mitchell	2-Darion Atkins Justin Anderson