

# RUSHING RECORDS

## Attempts

**Career**—809, Thomas Jones, 1996-99

**Season**—334, Thomas Jones, 1999

Sr.—334, Thomas Jones, 1999

Jr.—265, Tiki Barber, 1995

Soph.—229, Gary Helman, 1969

Fr.—196, Antonio Rice, 1982; Wali Lundy, 2002

**Game**—39, Thomas Jones vs. Georgia Tech, 1999

Sr.—39, Thomas Jones vs. Georgia Tech, 1999

Jr.—37, John Papit vs. West Virginia, 1949

Soph.—37, Gary Helman vs. William & Mary, 1969

Fr.—34, Marcus Wilson vs. VMI, 1987

## Yardage

**Career**—3998, Thomas Jones, 1996-99

**Season**—1798, Thomas Jones, 1999

Sr.—1798, Thomas Jones, 1999

Jr.—1397, Tiki Barber, 1995

Soph.—1020, Terry Kirby, 1990

Fr.—835, Howard Petty, 1983

**Game**—224, John Papit vs. Washington & Lee, 1948

Sr.—223, Alvin Pearman vs. Duke, 2004

Jr.—212, John Papit vs. West Virginia, 1949

Soph.—224, John Papit vs. Washington & Lee, 1948

Fr.—182, Howard Petty vs. Wake Forest, 1983

## Consecutive Games of 100 Yards or More

8, Tiki Barber, 1996

## Average

**Career**—6.0, John Papit, 1947-50

**Season**—7.0, Nikki Fisher, 1990 (min. 50 carries)

**Game**—34.7, Ray Brown vs. Hampden-Sydney, 1946 (min. 3 carries)

## Touchdowns

**Career**—46, Gene Mayer, 1912-15

(modern record: 43, Wali Lundy, 2002-05)

**Season**—18, Gene Mayer, 1915 (modern record: 17, Wali Lundy, 2004)

Sr.—18, Gene Mayer, 1915

Jr.—17, Wali Lundy, 2004

Soph.—10, Shawn Moore, 1988; Wali Lundy, 2003

Fr.—9, Kevin Parks\*, 2011

**Game**—5, Gene Mayer vs. North Carolina, 1912; Gene Mayer vs. Richmond, 1915 (modern record: 4, on eight occasions)

Sr.—5, Gene Mayer vs. Richmond, 1915

Jr.—4, Gene Arnette vs. Buffalo, 1967;

Tiki Barber, vs. Georgia Tech, 1995

Soph.—4, Terry Kirby vs. William & Mary, 1990;

Gary Helman vs. William & Mary, 1969

Fr.—5, Gene Mayer vs. North Carolina, 1912

## Longest Plays—Runs

96 Mikell Simpson vs. Texas Tech, 2007

88 Bob Davis vs. N. C. State, 1964

81+ Tommy Vigorito vs. NC State, 1979

81 Tiki Barber vs. Michigan, 1995

80+ Tiki Barber vs. Virginia Tech, 1996

80 Thomas Jones vs. San Jose State, 1998

79 Ray Brown vs. Hampden-Sydney, 1946

79 Barry Word vs. Georgia Tech, 1985

79 Cedric Peerman vs. East Carolina, 2008

78+ Alvin Pearman vs. Virginia Tech, 2004

73 Terry Kirby vs. Wake Forest, 1992

72 Grover Jones vs. Hampden-Sydney, 1946

72+ Kent Merritt vs. Clemson, 1973

72 Greg Taylor vs. VMI, 1979

71 George Grimes vs. VMI, 1947

71 Harold Hoak vs. North Carolina, 1952

71 Kent Merritt vs. Clemson, 1971

71+ Thomas Jones vs. Florida State, 1999

70+ Tommy Vigorito vs. Maryland, 1978

70 Michael Johnson vs. Syracuse, 2005

+Non-scoring play

\*indicates active player

## Career Rushing Leaders

Player	Years	Att.	Yds	Avg.	TD
1. Thomas Jones	1996-99	809	3998	4.9	36
2. Tiki Barber	1993-96	651	3389	5.2	31
3. Terry Kirby	1989-92	567	3348	5.9	24
4. John Papit	1947-50	537	3238	6.0	27
5. Wali Lundy	2002-05	742	3193	4.3	43
6. Tommy Vigorito	1977-80	648	2913	4.5	15
7. Frank Quayle	1966-68	514	2695	5.2	28
8. Jim Bakhtiar	1955-57	555	2434	4.4	13
9. Alvin Pearman	2001-04	500	2394	4.8	19
10. Barry Word	1982-85	405	2257	5.6	17
11. Marcus Wilson	1987-89	484	2219	4.6	13
12. Antwoine Womack	97-98, 00-01	429	2207	5.1	13
13. Howard Petty	1983-85	484	2171	4.5	21
14. Kevin Brooks	1992-95	447	2082	4.7	17
15. Nikki Fisher	1988-91	383	2069	5.4	12

## Season Rushing Leaders


Player	Year	Att.	Yds.	Avg.	TD
1. Thomas Jones	1999	334	1798	5.4	16
2. Tiki Barber	1995	265	1397	5.3	14
3. Tiki Barber	1996	250	1360	5.4	14
4. Thomas Jones	1998	238	1303	5.5	13
5. Barry Word	1985	207	1224	5.9	6
6. John Papit	1949	197	1214	6.2	9
7. Frank Quayle	1968	175	1213	6.9	12
8. Terry Kirby	1992	175	1130	6.5	6
9. Marcus Wilson	1989	223	1098	4.9	4
10. Tommy Vigorito	1979	184	1045	5.7	6
11. Alvin Pearman	2004	195	1037	5.3	10
12. Antwoine Womack	2000	210	1028	4.9	9
13. Terry Kirby	1990	165	1020	6.2	7
14. Bill Dudley	1941	155	968	6.2	17
15. John Papit	1950	167	949	5.7	8

## Single Game Rushing Leaders

Player	Att.	Yds.	Avg.	TD
1. John Papit vs. Washington & Lee, 1948	16	224	14.0	3
2. Alvin Pearman vs. Duke, 2004	38	223	5.9	1
3. Frank Quayle vs. Maryland, 1966	25	221	8.9	1
Thomas Jones vs. NC State, 1999	38	221	5.8	3
Thomas Jones vs. Buffalo, 1999	32	221	6.9	1
6. Frank Quayle vs. Maryland, 1968	29	216	7.5	3
7. Bill Dudley vs. North Carolina, 1941	17	215	12.7	3
8. Terry Kirby vs. Wake Forest, 1992	24	214	8.9	2
9. Thomas Jones vs. Georgia Tech, 1999	39	213	5.5	2
10. John Papit vs. West Virginia, 1949	37	212	5.7	1
11. Jim Bakhtiar vs. VMI, 1956	27	210	7.8	1
Thomas Jones vs. Brigham Young, 1999	35	210	6.0	2
13. Terry Kirby vs. Duke, 1992	28	207	7.4	0
Thomas Jones vs. Georgia Tech, 1998	27	207	7.7	2
15. John Papit vs. Geo. Washington, 1949	26	203	7.8	3
Thomas Jones vs. San Jose State, 1998	23	203	8.8	2

## 100-Yard Rushers

Date	Opponent	Att.	Yds.	Avg.	TD
<b>Tiki Barber (19)</b>					
Sept. 3, 1994	Florida State	12	108	9.0	0
Oct. 15, 1994	Georgia Tech	22	123	5.6	1
Aug. 26, 1995	Michigan	12	113	9.4	1
Sept. 9, 1995	NC State	24	130	5.4	1
Sept. 16, 1995	Georgia Tech	20	119	6.0	4
Sept. 23, 1995	Clemson	27	111	4.1	1
Oct. 14, 1995	Duke	30	185	6.2	1
Oct. 21, 1995	Texas	27	123	4.6	0
Nov. 2, 1995	Florida State	31	193	6.2	1
Nov. 11, 1995	Maryland	27	116	4.3	1
Sept. 7, 1996	Central Michigan	16	147	9.2	2
Sept. 14, 1996	Maryland	29	123	4.2	2
Sept. 21, 1996	Wake Forest	22	113	5.1	1
Sept. 28, 1996	Texas	25	121	4.8	3
Oct. 5, 1996	Georgia Tech	24	123	5.1	1
Oct. 19, 1996	NC State	17	132	7.8	2
Oct. 26, 1996	Florida State	21	150	7.1	1
Nov. 2, 1996	Duke	24	128	5.3	2
Nov. 29, 1996	Virginia Tech	21	162	7.7	0



John Papit has three of the top-15 rushing games in UVa history.

**Thomas Jones (18)**

Sept. 13, 1997	Richmond	18	117	6.5	1
Oct. 11, 1997	Clemson	27	100	3.7	1
Nov. 29, 1997	Virginia Tech	22	102	4.6	1
Sept. 3, 1998	Auburn	21	100	4.8	1
Sept. 19, 1998	Clemson	24	118	4.9	1
Oct. 3, 1998	San Jose State	23	203	8.8	2
Oct. 17, 1998	Georgia Tech	27	207	7.7	2
Oct. 24, 1998	NC State	21	117	5.6	2
Oct. 31, 1998	Wake Forest	24	142	5.9	1
Nov. 14, 1998	North Carolina	35	180	5.1	1
Sept. 4, 1999	North Carolina	35	149	4.3	1
Sept. 18, 1999	Wake Forest	24	164	6.8	3
Sept. 25, 1999	Brigham Young	35	210	6.0	2
Oct. 9, 1999	Duke	31	185	6.0	2
Oct. 16, 1999	NC State	38	221	5.8	3
Oct. 30, 1999	Florida State	26	164	6.3	1
Nov. 6, 1999	Georgia Tech	39	213	5.5	2
Nov. 13, 1999	Buffalo	32	221	6.9	1

**John Papit (15)**

Oct. 2, 1948	Virginia Tech	10	106	10.6	1
Oct. 16, 1948	Washington & Lee	16	224	14.0	3
Oct. 23, 1948	VMI	21	112	5.3	0
Nov. 13, 1948	West Virginia	21	109	5.2	0
Sept. 24, 1949	George Washington	26	203	7.8	2
Oct. 1, 1949	Miami (Ohio)	26	196	7.5	2
Oct. 15, 1949	Washington & Lee	20	133	6.7	1
Oct. 22, 1949	VMI	14	157	11.2	1
Oct. 29, 1949	West Virginia	37	212	5.7	1
Nov. 19, 1949	Tulane	19	113	5.9	0
Oct. 14, 1950	Washington & Lee	24	136	5.7	1
Oct. 28, 1950	West Virginia	19	113	5.9	1
Nov. 4, 1950	The Citadel	27	157	5.8	2
Nov. 11, 1950	William & Mary	29	171	5.9	1
Dec. 2, 1950	North Carolina	17	141	8.3	2

**Terry Kirby (14)**

Sept. 22, 1990	Duke	12	112	9.3	1
Sept. 29, 1990	William & Mary	23	188	8.2	4
Oct. 13, 1990	NC State	15	112	7.5	0
Oct. 20, 1990	Wake Forest	18	101	5.6	0
Nov. 3, 1990	Georgia Tech	15	104	6.9	0
Oct. 5, 1991	Kansas	14	107	7.6	1
Oct. 26, 1991	Wake Forest	14	125	8.9	1
Nov. 2, 1991	VMI	18	121	6.7	2
Sept. 5, 1992	Maryland	17	120	7.1	0
Sept. 19, 1992	Georgia Tech	22	135	6.1	1
Sept. 26, 1992	Duke	28	207	7.4	0
Oct. 3, 1992	Wake Forest	24	214	8.9	2
Oct. 10, 1992	Clemson	26	132	5.1	0
Nov. 21, 1992	Virginia Tech	26	185	7.1	2

**Wali Lundy (11)**

Sept. 21, 2002	Akron	15	102	6.8	0
Oct. 19, 2002	North Carolina	18	108	6.0	1
Nov. 30, 2002	Virginia Tech	29	127	4.4	0
Dec. 28, 2002	West Virginia	22	127	5.8	2
Sept. 13, 2003	Western Michigan	27	123	4.6	2
Sept. 27, 2003	Wake Forest	27	137	5.1	0
Oct. 4, 2003	North Carolina	28	129	4.6	3
Sept. 4, 2004	Temple	25	104	4.2	3
Sept. 18, 2004	Akron	22	142	6.5	3
Nov. 6, 2004	Maryland	24	107	4.5	2
Nov. 5, 2005	Temple	19	113	5.9	4

**Frank Quayle (10)**

Nov. 19, 1966	Maryland	25	221	8.8	1
Nov. 26, 1966	North Carolina	21	126	6.0	3
Sept. 30, 1967	Buffalo	14	151	10.8	0
Oct. 7, 1967	Wake Forest	19	101	5.3	1
Sept. 28, 1968	VMI	11	175	15.9	1
Oct. 5, 1968	Davidson	17	153	9.0	1
Oct. 12, 1968	Duke	15	182	12.1	1
Nov. 9, 1968	North Carolina	18	148	8.2	2
Nov. 16, 1968	Tulane	20	121	6.1	2
Nov. 23, 1968	Maryland	29	216	7.4	3

**Tommy Vigorito (10)**

Sept. 23, 1978	Army	27	180	6.7	1
Nov. 4, 1978	West Virginia	15	100	6.7	0
Nov. 11, 1978	Maryland	21	146	7.0	0
Sept. 15, 1979	NC State	17	192	11.3	2
Sept. 22, 1979	VMI	22	120	5.5	0
Sept. 29, 1979	Duke	17	126	7.4	1
Oct. 13, 1979	James Madison	10	118	11.8	2
Sept. 13, 1980	Navy	33	122	3.7	0
Oct. 4, 1980	West Virginia	25	114	4.6	2
Nov. 8, 1980	Rutgers	23	111	4.8	0

**Annual Rushing Leaders**

Year	Player	Att.	Yds.	Avg.	TD
1940	Bill Dudley	106	469	4.4	3
1941	Bill Dudley	155	968	6.1	17
1942	Herb Munhall	46	117	2.5	3
1944	John Duda	125	716	5.7	7
1946	Ray Brown	60	387	6.5	6
1947	Grover Jones	89	446	5.0	9
1948	John Papit	134	885	6.6	5
1949	John Papit	197	1214	6.2	9
1950	John Papit	167	949	5.7	8
1951	Bobby Pate	100	440	4.4	4
1952	Gerry Furst	115	699	6.1	5
1953	Henry Strempek	93	315	3.4	2
1954	Herb Hartwell	93	390	4.2	4
1955	Jim Bakhtiar	158	733	4.6	4
1956	Jim Bakhtiar	203	879	4.3	3
1957	Jim Bakhtiar (led ACC)	194	822	4.2	6
1958	Tom Gravins	56	258	4.6	2
1959	Tom Gravins	86	359	4.2	4
1960	Fred Shepherd (led ACC)	126	529	4.2	4
1961	Doug Thomson	70	294	4.2	2
1962	Ted Rzempoluch	77	347	4.5	3
1963	John Pincavage	61	256	4.2	2
1964	Bob Davis	84	427	5.1	8
1965	Carroll Jarvis	106	385	3.6	4
1966	Frank Quayle	162	727	4.5	7
1967	Jeff Anderson	183	774	4.2	3
1968	Frank Quayle (led ACC)	175	1213	6.9	12
1969	Gary Helman	229	851	3.7	7
1970	Gary Helman	172	743	4.3	7
1971	Kent Merritt	189	828	4.4	3
1972	Kent Merritt	118	575	4.9	1
1973	Billy Copeland	130	700	5.4	4
1974	Joe Sroba	167	632	3.8	4
1975	David Sloan	176	848	4.8	6
1976	Raymond Keys	120	505	4.2	3
1977	Bill Harris	119	339	2.8	1
1978	Tommy Vigorito	168	800	4.8	4
1979	Tommy Vigorito	184	1045	5.7	6
1980	Tommy Vigorito	201	742	3.7	4
1981	Derek Jenkins	118	412	3.5	2
1982	Antonio Rice	196	764	3.9	6
1983	Howard Petty	169	835	4.9	7
1984	Howard Petty	170	811	4.8	8
1985	Barry Word (led ACC)	207	1224	5.9	6
1986	Durwin Greggs	83	404	4.9	2
1987	Marcus Wilson	172	692	4.0	7
1988	Marcus Wilson	89	429	4.8	2
1989	Marcus Wilson	223	1098	4.9	4
1990	Terry Kirby (led ACC)	165	1020	6.2	7
1991	Terry Kirby	164	887	5.4	7
1992	Terry Kirby (led ACC)	175	1130	6.5	6
1993	Jerrold Washington	162	871	5.4	5
1994	Kevin Brooks	173	741	4.3	8
1995	Tiki Barber	265	1397	5.3	14
1996	Tiki Barber (led ACC)	250	1360	5.4	14
1997	Thomas Jones	201	692	3.4	4
1998	Thomas Jones (led ACC)	238	1303	5.5	13
1999	Thomas Jones (led ACC)	334	1798	5.4	16
2000	Antwoine Womack (led ACC)	210	1028	4.9	9
2001	Alvin Pearman	88	371	4.2	1
2002	Wali Lundy	196	826	4.2	6
2003	Wali Lundy	227	929	4.1	10
2004	Alvin Pearman	195	1037	5.3	10
2005	Wali Lundy	144	574	4.0	10
2006	Jason Snelling	183	772	4.2	7
2007	Cedric Peerman	113	585	5.2	5
2008	Cedric Peerman	153	774	5.1	7
2009	Rashawn Jackson	96	461	4.8	2
2010	Keith Payne	160	749	4.7	14
2011	Perry Jones	184	915	5.0	5
2012	Kevin Parks	160	734	4.6	5



<b>Keith Payne (3)</b>						
Sept. 4, 2010	Richmond	16	114	7.1	4	
Oct. 16, 2010	North Carolina	23	107	4.7	1	
Nov. 6, 2010	Duke	22	121	5.5	2	
<b>Kevin Parks (3)</b>						
Sept. 3, 2011	William & Mary	16	114	7.1	3	
Oct. 13, 2012	Maryland	17	129	7.6	0	
Nov. 3, 2012	NC State	25	115	4.6	1	
<b>John Duda (2)</b>						
Sept. 23, 1944	Hampden-Sydney	15	157	10.5	3	
Oct. 28, 1944	VMI	23	124	5.4	0	
<b>Bob Davis (2)</b>						
Oct. 24, 1964	NC State	7	133	19.0	1	
Nov. 13, 1965	Georgia Tech	17	124	7.3	2	
<b>Joe Sroba (2)</b>						
Oct. 5, 1974	Georgia Tech	32	159	5.0	0	
Oct. 12, 1974	NC State	29	125	4.3	0	
<b>David Sloan (2)</b>						
Oct. 4, 1975	North Carolina	26	153	5.9	1	
Oct. 11, 1975	South Carolina	27	166	6.1	1	
<b>Steve Morse (2)</b>						
Sept. 15, 1984	VMI	11	113	10.3	0	
Nov. 3, 1984	West Virginia	18	141	7.8	1	
<b>Charles Way (2)</b>						
Sept. 4, 1993	Maryland	21	136	6.5	3	
Nov. 25, 1994	NC State	28	132	4.7	1	
<b>Dick Davis (1)</b>						
Nov. 11, 1944	Richmond	18	111	6.2	2	
<b>Ray Brown (1)</b>						
Sept. 28, 1946	Hampden-Sydney	3	104	34.7	1	
<b>Billy Pennel (1)</b>						
Oct. 18, 1947	Washington & Lee	12	100	8.3	2	
<b>Grover Jones (1)</b>						
Oct. 23, 1948	VMI	17	104	6.1	0	
<b>Buddy Shoaf (1)</b>						
Oct. 8, 1949	Virginia Tech	12	105	8.8	2	
<b>Jim Ashwell (1)</b>						
Nov. 17, 1951	South Carolina	14	107	7.6	1	
<b>Bob Tata (1)</b>						
Oct. 18, 1952	VMI	20	119	6.0	1	
<b>Henry Strempek (1)</b>						
Nov. 21, 1953	North Carolina	24	121	5.0	1	
<b>Ralph Kneeland (1)</b>						
Nov. 19, 1955	North Carolina	13	110	8.5	0	
<b>Wilson Tinsley (1)</b>						
Nov. 26, 1955	South Carolina	14	119	8.5	1	

<b>Fred Shepherd (1)</b>						
Sept. 24, 1960	William & Mary	17	103	6.1	0	
<b>Carroll Jarvis (1)</b>						
Oct. 10, 1964	VMI	21	146	7.0	0	
<b>Gene Arnette (1)</b>						
Sept. 30, 1967	Buffalo	11	119	10.8	4	
<b>Jim Lacey (1)</b>						
Nov. 8, 1969	Wake Forest	23	111	4.8	1	
<b>Scott Gardner (1)</b>						
Nov. 22, 1975	Maryland	15	120	8.0	1	
<b>Dave Hall (1)</b>						
Oct. 25, 1980	Wake Forest	16	104	6.5	2	
<b>Darren Goode (1)</b>						
Oct. 24, 1981	Wake Forest	20	127	6.4	0	
<b>Derek Jenkins (1)</b>						
Oct. 15, 1983	VMI	12	107	8.9	1	
<b>Chris Warren (1)</b>						
Sept. 6, 1986	South Carolina	14	105	7.5	1	
<b>Durwin Greggs (1)</b>						
Nov. 8, 1986	NC State	29	177	6.1	0	
<b>Shawn Moore (1)</b>						
Nov. 18, 1989	Maryland	18	121	6.7	2	
<b>Marquis Weeks (1)</b>						
Nov. 16, 2002	NC State	19	129	6.8	0	
<b>Michael Johnson (1)</b>						
Sept. 19, 2004	Akron	6	102	17.0	0	
<b>Marques Hagans (1)</b>						
Sept. 17, 2005	Syracuse	14	110	7.9	0	
<b>Vic Hall (1)</b>						
Nov. 29, 2008	Virginia Tech	16	109	6.8	2	
<b>Jameel Sewell (1)</b>						
Nov. 28, 2009	Virginia Tech	17	104	6.1	1	

## Two 100-Yard Rushers in a Game

VMI, 1948..... John Papit 112, Grover Jones 104  
 VMI, 1952..... Gerry Furst 138, Bob Tata 119  
 North Carolina, 1955..... Jim Bakhtiar 163, Ralph Kneeland 110  
 South Carolina, 1955..... Jim Bakhtiar 152, Wilson Tinsley 119  
 Buffalo, 1967..... Frank Quayle 151, Gene Arnette 119  
 Davidson, 1968..... Frank Quayle 153, Jeff Anderson 131  
 Duke, 1968..... Jeff Anderson 183, Frank Quayle 182  
 Tulane, 1968..... Jeff Anderson 132, Frank Quayle 121  
 Maryland, 1975..... Scott Gardner 120, Billy Copeland 100  
 VMI, 1979..... Greg Taylor 133, Tommy Vigorito 120  
 Duke, 1979..... Tommy Vigorito 126, Greg Taylor 107  
 James Madison, 1979..... Greg Taylor 157, Tommy Vigorito 118  
 Wake Forest, 1980..... Quentin Walker 108, Dave Hall 104  
 Duke, 1984..... Howard Petty 114, Barry Word 107  
 Wake Forest, 1984..... Barry Word 140, Howard Petty 131  
 Maryland, 1985..... Kevin Morgan 129, Howard Petty 124  
 NC State, 1986..... Durwin Greggs 177, Kevin Morgan 104  
 William & Mary, 1990..... Terry Kirby 188, Nikki Fisher 164  
 Wake Forest, 1990..... Nikki Fisher 132, Terry Kirby 101  
 William & Mary, 1992..... Jerrod Washington 197, Kevin Brooks 124  
 NC State, 1993..... Jerrod Washington 109, Kevin Brooks 107  
 Maryland, 1995..... Tiki Barber 116, Kevin Brooks 103  
 San Jose State, 1998..... Thomas Jones 203, Antwoine Womack 142  
 NC State, 1998..... Thomas Jones 117, Antwoine Womack 109  
 Akron, 2004..... Wali Lundy 142, Michael Johnson 102  
 Maryland, 2004..... Alvin Pearman 170, Wali Lundy 102  
 Temple, 2005..... Jason Snelling 126, Wali Lundy 113

*Jason Snelling combined with Wali Lundy in 2005 as the last Virginia rushers to go over the 100-yard mark in the same game when they combined for 239 against Temple.*



# PASSING RECORDS



*Matt Schaub threw for a school-record 7502 yards and 56 touchdowns in a stellar career from 2000-03.*

## Attempts

**Career**—1069, Matt Schaub, 2000-03  
**Season**—418, Matt Schaub, 2002  
 Sr.—403, Matt Schaub, 2003  
 Jr.—418, Matt Schaub, 2002  
 Soph.—366, Michael Rocco, 2011  
 Fr.—247, Jameel Sewell, 2006  
**Game**—58, Matt Schaub vs. Georgia Tech, 2002  
 Sr.—55, Matt Schaub vs. N.C. State, 2003  
 Jr.—58, Matt Schaub vs. Georgia Tech, 2002  
 Soph.—54, Matt Schaub vs. UNC, 2001  
 Fr.—48, Scott Gardner vs. UNC, 1972

## Completions

**Career**—716, Matt Schaub, 2000-03  
**Season**—288, Matt Schaub, 2002  
 Sr.—233, Marc Verica, 2010  
 Jr.—288, Matt Schaub, 2002  
 Soph.—222, Michael Rocco, 2011  
 Fr.—143, Jameel Sewell, 2006  
**Game**—41, Matt Schaub vs. Georgia Tech, 2002;  
 Schaub vs. N.C. State, 2003  
 Sr.—41, Matt Schaub vs. N.C. State, 2003  
 Jr.—41, Matt Schaub vs. Georgia Tech, 2002  
 Soph.—33, Matt Schaub vs. North Carolina, 2001  
 Fr.—23, Jameel Sewell vs. Miami, 2006

## Yards

**Career**—7502, Matt Schaub, 2000-03  
**Season**—2976, Matt Schaub, 2002  
 Sr.—2952, Matt Schaub, 2003  
 Jr.—2976, Matt Schaub, 2002  
 Soph.—2671, Michael Rocco, 2011  
 Fr.—1342, Jameel Sewell, 2006  
**Game**—417, Marc Verica vs. Duke, 2010  
 Sr.—417, Marc Verica vs. Duke, 2010  
 Jr.—390, Aaron Brooks vs. Virginia Tech, 1997  
 Soph.—334, Matt Schaub vs. UNC, 2001  
 Fr.—243, Jameel Sewell vs. Maryland, 2006

## Games Passing 200 Yards or More

**Career**—20, Matt Schaub, 2000-03  
**Season**—9, Matt Schaub, 2003

## Consecutive Games Passing 200 Yards or More (Season)

6, Matt Schaub, 2003  
 Marc Verica, 2008

## Consecutive Games With a Touchdown Pass

14, Matt Schaub, 2002

## Consecutive Passes Without An Interception—Season

224, Matt Blundin, 1991

## Consecutive Passes Without An Interception—Career

231, Matt Blundin, 1990-91

## Consecutive Completions

**Career**—18, Michael Rocco, 2012  
**Game**—18, Michael Rocco vs. Miami, 2012

## Completion Percentage

**Career**—67.0, Matt Schaub, 2000-03  
 (min. 250 attempts)  
**Season**—69.7 (281-403), Matt Schaub, 2003  
 (min. 100 attempts)  
**Game**—93.3 (14-15), Shawn Moore vs. Duke, 1989  
 (min. 15 attempts)

## Touchdowns

**Career**—56, Matt Schaub, 2000-03  
**Season**—28, Matt Schaub, 2002  
**Game**—6, Dan Ellis vs. Buffalo, 1999

## Interceptions

**Career**—59, Scott Gardner, 1972-75  
**Season**—19, Scott Gardner, 1975  
**Game**—5, Charlie Harding vs. Richmond, 1952;  
 George Allen vs. Maryland, 1972;  
 Wayne Schuchts vs. Navy, 1983

## Longest Pass Plays (75 yards or more)

97 Harry Martin to Bus Male to John Leys, Navy, 1935  
 93 Wayne Schuchts to Nick Merrick, Wake Forest, 1982  
 92 Stan Fischer to Joe Kehoe, Navy, 1960  
 91 Matt Blundin to Tyrone Davis, N.C. State, 1991  
 90 Scott Gardner to Harrison Davis, UNC, 1973  
 90 Emmanuel Byers to Deyon Williams, Miami, 2005  
 89 Kevin Ferguson to John Ford, VMI, 1984  
 88 Todd Kirtley to Cole Egan, Rutgers, 1980  
 87 Symmion Willis to Larry Holmes, Ohio, 1993  
 85 Bob Davis to Frank Quayle, VMI, 1966  
 85 Wayne Schuchts to Barry Word, Wake Forest, 1983  
 84 Dan Ellis to Thomas Jones, Buffalo, 1999  
 83+ Sonny Randle to Dave Graham, UNC, 1957  
 83 Shawn Moore to Herman Moore, N.C. State, 1990  
 82 Mike Groh to Demetrius "Pete" Allen, Duke, 1995  
 80 Wayne Schuchts to Quentin Walker, Duke, 1983  
 78 Michael Rocco to Perry Jones, Miami (Fla.), 2011  
 76 Whitey Michels to Steve Osisek, VMI 1949  
 76 Mike Groh to Patrick Jeffers, Clemson, 1995  
 76 Marc Verica to Kris Burd, Florida State, 2010  
 75 Bill Troup to Joe Smith, William & Mary, 1970  
 75 Matt Blundin to Herman Moore, Clemson, 1989  
 +Non-scoring play

## Career TD Passes

Player	TD
1. Matt Schaub, 2000-03	56
2. Shawn Moore, 1987-90	55
3. Scott Gardner, 1972-75	33
Aaron Brooks, 1995-98	33
5. Mike Groh, 1992-95	29
6. Dan Ellis, 1997-00	28
7. Marques Hagans, 2002-05	27
Michael Rocco, 2010-12	27
9. Bobby Goodman, 1990-92	24
Jameel Sewell, 2006-07, 2009	24

## Season TD Passes

Player	TD
1. Matt Schaub, 2002	28
2. Shawn Moore, 1990	21
Bobby Goodman, 1992	21
4. Aaron Brooks, 1997	20
Dan Ellis, 1999	20
6. Matt Blundin, 1991	19
Symmion Willis, 1993	19
8. Shawn Moore, 1989	18
Matt Schaub, 2003	18
10. Gene Arnette, 1968	17

## Career Passing Leaders

Player	Years	C-A	Yards	Int	TD
1. Matt Schaub	2000-03	716-1069	7502	26	56
2. Shawn Moore	1987-90	421-762	6629	32	55
3. Jameel Sewell	2006-07,2009	514-903	5366	22	24
4. Scott Gardner	1972-75	390-816	5218	59	33
5. Aaron Brooks	1995-98	357-651	5118	24	33
6. Marc Verica	2007-10	487-813	4992	31	22
7. Marques Hagans	2002-05	408-655	4877	18	27
8. Michael Rocco	2010-12	396-657	4731	24	27
9. Mike Groh	1992-95	339-582	4366	18	29
10. Dan Ellis	1997-00	291-507	3974	16	28
11. Don Majkowski	1983-86	286-579	3901	29	22
12. Scott Secules	1984-87	260-464	3388	16	18
13. Todd Kirtley	1978-81	251-498	3146	39	13
14. Wayne Schuchts	1982-83	201-437	3124	27	17
15. Bob Davis	1964-66	234-465	3095	26	17

## Season Passing Leaders

Player	Year	C-A	Yds	Int	TD
1. Matt Schaub	2002	288-418	2976	7	28
2. Matt Schaub	2003	281-403	2952	10	18
3. Marc Verica	2010	233-396	2799	14	14
4. Michael Rocco	2011	222-366	2671	12	13
5. Mike Groh	1995	182-330	2510	10	15
6. Marques Hagans	2005	213-343	2492	12	14
7. Symmion Willis	1993	165-276	2347	14	19
8. Aaron Brooks	1998	156-290	2319	9	12
9. Scott Secules	1987	174-296	2311	8	12
10. Aaron Brooks	1997	164-270	2282	7	20
11. Shawn Moore	1990	144-241	2262	8	21
12. Jameel Sewell	2007	214-364	2176	9	12
13. Shawn Moore	1988	141-282	2158	14	15
14. Shawn Moore	1989	125-221	2078	7	18
15. Dan Ellis	1999	156-258	2050	10	20

## Single Game Passing Leaders

Player vs. Opponent	C-A	Yds	Int	TD
1. Marc Verica vs. Duke, 2010	24-46	417	3	4
2. Matt Schaub vs. N.C. State, 2003	41-55	393	1	4
3. Aaron Brooks vs. Virginia Tech, 1997	23-34	390	0	4
4. Matt Schaub vs. Georgia Tech, 2002	41-58	372	1	1
5. Dan Ellis vs. Buffalo, 1999	16-19	363	0	6
6. Matt Schaub vs. Virginia Tech, 2003	32-46	358	1	2
Marques Hagans vs. Minnesota, 2005	25-32	358	1	2
8. Mike Groh vs. Duke, 1995	20-41	346	2	4
Tim Sherman vs. Clemson, 1996	19-28	346	0	0
10. Aaron Brooks vs. Virginia Tech, 1998	19-32	345	1	3
11. Shawn Moore vs. Georgia Tech, 1990	18-28	344	2	1
12. Mike Groh vs. Wake Forest, 1995	21-34	335	0	2
13. Matt Schaub vs. North Carolina, 2001	33-55	334	1	3
14. Dan Ellis vs. Duke, 2000	20-30	333	0	3
15. Scott Secules vs. North Carolina, 1987	26-50	328	2	1

## Single Game TD Passes


Player	TD
1. Dan Ellis vs. Buffalo, 1999.....	6
2. Bobby Goodman vs. Navy, 1992.....	5
Symmion Willis vs. Ohio, 1993.....	5
Bryson Spinner vs. Georgia Tech, 2001.....	5
Matt Schaub vs. Akron, 2002.....	5
6. Tabb Gillette vs. Washington & Lee, 1942.....	4
Bob Davis vs. VMI, 1966.....	4
Gene Arnette vs. Tulane, 1968.....	4
Scott Gardner vs. Navy, 1974.....	4
Scott Gardner vs. William & Mary, 1974.....	4
Shawn Moore vs. Navy, 1990.....	4
Bobby Goodman vs. Clemson, 1992.....	4
Mike Groh vs. Duke, 1995.....	4
Aaron Brooks vs. Georgia Tech, 1997.....	4
Aaron Brooks vs. Virginia Tech, 1997.....	4
Matt Schaub vs. N.C. State, 2003.....	4
Marques Hagans vs. Duke, 2005.....	4
Marc Verica vs. Duke, 2010.....	4
Michael Rocco vs. Miami, 2012.....	4

## Annual Passing Leaders

Year	Player	Comp	Att.	Pct.	Yds	Int	TD
1940	Bill Dudley	67	140	.479	722	9	9
1941	Bill Dudley	57	107	.533	856	8	12
1942	Tabb Gillette	82	144	.569	920	15	6
1944	Lucien Burnett	14	37	.378	133	4	1
1946	Ray Brown	17	35	.486	301	5	1
1947	Joe McCary	19	35	.543	299	2	2
1948	Joe McCary	23	44	.523	300	5	4
1949	Whitey Michels	36	79	.456	529	5	7
1950	Rufus Barkley	59	111	.532	911	9	16
1951	Rufus Barkley	43	80	.538	468	7	6
1952	Charlie Harding	48	115	.417	686	11	10
1953	Rives Bailey	41	88	.466	517	11	3
1954	Rives Bailey	23	63	.365	309	10	1
1955	Whitey Clarke	37	81	.457	372	8	2
1956	Nelson Yarbrough (led ACC)	43	91	.473	626	8	2
1957	Reece Whitley	42	99	.424	501	10	5
1958	Sandy Dempsey (led ACC)	74	152	.487	697	11	2
1959	Stan Fischer	58	119	.487	603	13	1
1960	Gary Cuzzo	40	103	.388	397	9	4
1961	Gary Cuzzo	42	93	.452	382	3	5
1962	Gary Cuzzo	98	181	.541	1136	9	6
1963	Tom Hodges	39	90	.433	440	6	2
1964	Bob Davis	80	156	.513	1054	11	2
1965	Tom Hodges (led ACC)	103	196	.526	1299	13	4
1966	Bob Davis (led ACC)	107	222	.482	1461	10	10
1967	Gene Arnette	73	147	.497	984	11	3
1968	Gene Arnette	106	206	.515	1463	14	17
1969	Danny Fassio	67	150	.447	828	11	2
1970	Bill Troup	93	184	.505	1289	15	10
1971	Harrison Davis	63	176	.358	806	14	3
1972	George Allen	55	115	.478	650	13	5
1973	Scott Gardner (led ACC)	99	234	.423	1687	16	10
1974	Scott Gardner	110	195	.564	1344	12	14
1975	Scott Gardner (led ACC)	133	272	.489	1547	19	5
1976	Andy Hitt (led ACC)	98	220	.445	1222	15	7
1977	Chip Mark	65	124	.524	720	6	3
1978	Chip Mark	37	71	.521	458	5	2
1979	Todd Kirtley	88	178	.494	1159	13	6
1980	Todd Kirtley	94	183	.514	1156	12	3
1981	Gordie Whitehead	95	178	.534	1116	10	9
1982	Wayne Schuchts	72	176	.409	1243	13	6
1983	Wayne Schuchts	129	261	.494	1881	14	11
1984	Don Majkowski	83	168	.494	1235	9	8
1985	Don Majkowski	95	199	.477	1233	8	7
1986	Don Majkowski	104	199	.523	1375	12	7
1987	Scott Secules (led ACC)	174	296	.588	2311	8	12
1988	Shawn Moore	141	282	.500	2158	14	15
1989	Shawn Moore	125	221	.566	2078	7	18
1990	Shawn Moore (led nation, ACC)	144	241	.598	2262	8	21
1991	Matt Blundin (led ACC)	135	224	.603	1902	0	19
1992	Bobby Goodman (led ACC)	130	232	.560	1707	12	21
1993	Symmion Willis	165	276	.598	2347	14	19
1994	Mike Groh (led ACC)	138	216	.639	1711	7	13
1995	Mike Groh	182	330	.552	2510	10	15
1996	Tim Sherman	102	203	.502	1572	11	4
1997	Aaron Brooks (led ACC)	164	270	.607	2282	7	20
1998	Aaron Brooks	156	290	.538	2319	9	12
1999	Dan Ellis	156	258	.605	2050	10	20
2000	Dan Ellis	116	210	.552	1642	4	7
2001	Matt Schaub	140	240	.583	1524	8	10
2002	Matt Schaub (led ACC)	288	418	.689	2976	7	28
2003	Matt Schaub	281	403	.697	2952	10	18
2004	Marques Hagans	164	261	.628	2024	5	9
2005	Marques Hagans	213	343	.621	2492	12	14
2006	Jameel Sewell	143	247	.579	1342	6	5
2007	Jameel Sewell	214	364	.588	2176	9	12
2008	Marc Verica	226	354	.638	2037	16	8
2009	Jameel Sewell	157	292	.538	1848	7	7
2010	Marc Verica	233	396	.588	2799	14	14
2011	Michael Rocco	222	366	.607	2671	12	13
2012	Michael Rocco	161	266	.605	1917	13	10



Date	Opponent	C-A	Yds	Int	TD
<b>Wayne Schuchts (6)</b>					
Oct. 23, 1982	Wake Forest	15-30	320	1	1
Sept. 3, 1983	Duke	10-21	275	0	3
Sept. 24, 1983	N.C. State	18-28	223	1	0
Oct. 8, 1983	Clemson	16-32	220	2	1
Oct. 22, 1983	Wake Forest	10-26	206	0	1
Nov. 5, 1983	Georgia Tech	16-38	265	0	1
<b>Don Majkowski (5)</b>					
Nov. 17, 1984	North Carolina	20-29	266	0	1
Nov. 24, 1984	Maryland	15-32	219	1	0
Sept. 6, 1986	South Carolina	14-26	271	1	2
Sept. 13, 1986	Navy	18-31	217	0	0
Nov. 1, 1986	William & Mary	15-26	212	0	3
<b>Bobby Goodman (5)</b>					
Sept. 19, 1991	Georgia Tech	11-18	229	0	3
Sept. 5, 1992	Maryland	16-26	200	2	3
Sept. 12, 1992	Navy	14-22	306	2	5
Sept. 26, 1992	Duke	15-26	226	0	2
Oct. 10, 1992	Clemson	15-30	243	1	4
<b>Gene Arnette (4)</b>					
Oct. 21, 1967	South Carolina	15-21	222	0	0
Nov. 2, 1968	South Carolina	17-37	240	4	3
Nov. 16, 1968	Tulane	14-20	265	0	4
Nov. 23, 1968	Maryland	14-28	256	1	1
<b>Todd Kirtley (3)</b>					
Nov. 3, 1979	Georgia	13-21	215	2	2
Sept. 20, 1980	N.C. State	17-30	227	3	1
Nov. 8, 1980	Rutgers	13-22	207	1	1
<b>Harrison Davis (2)</b>					
Nov. 13, 1971	North Carolina	14-30	261	2	2
Sept. 16, 1972	Virginia Tech	16-40	202	3	2
<b>Andy Hitt (2)</b>					
Oct. 2, 1976	Georgia Tech	13-26	239	2	2
Oct. 23, 1976	Wake Forest	13-21	208	0	2
<b>Gordie Whitehead (2)</b>					
Oct. 24, 1981	Wake Forest	15-31	275	2	3
Nov. 14, 1981	North Carolina	18-31	243	1	2
<b>Tim Sherman (2)</b>					
Nov. 2, 1996	Duke	16-26	253	1	0
Nov. 9, 1996	Clemson	19-28	346	0	0
<b>Phillip Sims (2)</b>					
Oct. 6, 2012	Duke	21-42	268	0	2
Oct. 20, 2012	Wake Forest	22-39	253	1	1
<b>Tabb Gillette (1)</b>					
Nov. 7, 1942	Washington & Lee	23-35	268	3	4
<b>Charlie Ellis (1)</b>					
Oct. 6, 1945	VMI	7-8	209	0	2
<b>Sandy Dempsey (1)</b>					
Nov. 15, 1958	South Carolina	19-32	249	2	1
<b>Gary Cuozzo (1)</b>					
Nov. 3, 1962	South Carolina	22-38	220	4	0
<b>Tom Hodges (1)</b>					
Oct. 2, 1965	North Carolina	13-18	211	0	1
<b>Bill Troup (1)</b>					
Oct. 17, 1970	Army	13-24	209	2	0
<b>Larry Albert (1)</b>					
Oct. 2, 1971	Vanderbilt	14-23	217	0	1
<b>Chip Mark (1)</b>					
Nov. 5, 1977	VMI	19-30	201	0	0
<b>Kevin Ferguson (1)</b>					
Sept. 15, 1984	VMI	15-25	273	1	3
<b>David Rivers (1)</b>					
Nov. 6, 1999	Georgia Tech	18-30	228	1	3
<b>Bryson Spinner (1)</b>					
Nov. 10, 2001	Georgia Tech	32-46	327	1	5
<b>Peter Lalich (1)</b>					
Sept. 6, 2008	Richmond	21-39	204	2	0



*Matt Blundin holds the Virginia record for most consecutive passes without an interception with 231 in a row.*



# TOTAL OFFENSE

## Total Offense—Plays

**Career**—1201, Matt Schaub, 2000-03

**Season**—488, Matt Schaub, 2002

Sr.—458, Marques Hagans, 2005

Jr.—488, Matt Schaub, 2002

Soph.—441, Shawn Moore, 1988

Fr.—208, Antonio Rice, 1982

**Game**—64, Matt Schaub vs. Georgia Tech, 2002

Sr.—58, Matt Schaub vs. N.C. State, 2003

Jr.—64, Matt Schaub vs. Georgia Tech, 2002

Soph.—57, Matt Schaub vs. North Carolina, 2001

Fr.—59, Scott Gardner vs. North Carolina, 1972

## Total Offense—Yards

**Career**—7897, Shawn Moore, 1987-90

**Season**—3071, Matt Schaub, 2002

Sr.—2929, Matt Schaub, 2003

Jr.—3071, Matt Schaub, 2002

Soph.—2691, Michael Rocco, 2011

Fr.—1542, Jameel Sewell, 2006

**Game**—413, Marc Verica vs. Duke, 2010

Sr.—413, Marc Verica vs. Duke, 2010

Jr.—385, Aaron Brooks vs. Virginia Tech, 1997

Soph.—399, Bryson Spinner vs. Georgia Tech, 2001

Fr.—335, Jameel Sewell vs. Maryland, 2006

## Career Total Offense Leaders

Player	Year	Rush Yds	Pass Yds	Plys	Total Yds	Avg
1. Shawn Moore	1987-90	1268	6629	1177	7897	6.7
2. Matt Schaub	2000-03	58	7502	1201	7560	6.3
3. Scott Gardner	1972-75	841	5218	1118	6059	5.4
4. Jameel Sewell	2006-07, 09	646	5366	1260	6012	4.8
5. Marques Hagans	2002-05	902	4877	894	5779	6.5
6. Aaron Brooks	1995-98	547	5118	850	5665	6.7
7. Marc Verica	2007-10	-155	4992	901	4837	5.4
8. Michael Rocco	2010-12	98	4731	732	4829	6.6
9. Don Majkowski	1983-86	721	3901	823	4622	5.6
10. Mike Groh	1992-95	12	4366	685	4378	6.4
11. Dan Ellis	1997-00	60	3974	643	4034	6.3
12. Bob Davis	1964-66	930	3095	714	4025	5.6
13. Thomas Jones	1996-99	3998	0	812	3998	4.9
14. Scott Secules	1984-87	101	3388	553	3489	6.3
15. Tiki Barber	1993-96	3389	0	653	3389	5.2


## Season Total Offense Leaders

Player	Year	Rush	Pass	Plys	Total	
		Yds	Yds		Yds	Avg
1. Matt Schaub	2002	95	2976	488	3071	6.3
2. Matt Schaub	2003	-23	2952	429	2929	6.8
3. Marques Hagans	2005	310	2492	310	2802	6.1
4. Marc Verica	2010	-47	2799	438	2752	6.3
5. Michael Rocco	2011	20	2671	406	2691	6.6
6. Shawn Moore	1989	505	2078	360	2583	7.2
7. Symmion Willis	1993	222	2347	349	2569	7.4
8. Shawn Moore	1990	306	2262	335	2568	7.7
9. Aaron Brooks	1998	227	2319	374	2546	6.8
10. Aaron Brooks	1997	255	2282	355	2537	7.1
11. Shawn Moore	1988	368	2158	441	2526	5.7
12. Mike Groh	1995	-18	2510	388	2492	6.4
13. Jameel Sewell	2007	279	2176	490	2455	5.0
14. Marques Hagans	2004	394	2024	338	2418	7.2
15. Scott Secules	1987	45	2311	353	2356	6.7

## Single Game Total Offense Leaders


Player	Year	Rush	Pass	Plys	Total	
		Yds	Yds		Yds	Avg
1. Marc Verica vs. Duke	2010	-4	417	47	413	8.8
2. Bryson Spinner vs. Ga. Tech	2001	72	327	56	399	7.1
3. Shawn Moore vs. W. Forest	1988	81	315	41	396	9.6
4. Matt Schaub vs. N.C. State	2003	-6	393	58	387	6.7
5. Aaron Brooks vs. Va. Tech	1997	-5	390	39	385	9.9
6. M. Hagans vs. Minnesota	2005	26	358	42	384	9.1
7. Matt Schaub vs. Ga. Tech	2002	9	372	64	381	5.6
8. Bob Davis vs. Georgia Tech	1965	124	252	58	376	6.5
Shawn Moore vs. Georgia Tech	1990	32	344	39	376	9.6
10. Tim Sherman vs. Clemson	1996	29	346	43	375	8.7
11. Wayne Schuchts vs. W. Forest	1982	53	320	41	373	9.1
12. Dan Ellis vs. Buffalo	1999	3	363	21	366	17.4
13. Matt Schaub vs. Va. Tech	2003	3	358	49	361	7.4
14. Shawn Moore vs. W. Forest	1989	77	280	42	357	8.5
15. Aaron Brooks vs. Va. Tech	1998	11	345	41	356	8.7

*Quarterback Shawn Moore (1987-90) relied on his outstanding passing and running abilities to set the school record for most yards of total offense in a career (7,897).*




## Annual Total Offense Leaders


Year	Player	Plys	Yds	Avg	TDR
1940	Bill Dudley	246	1191	4.8	12
1941	Bill Dudley	262	1824	7.0	29
1942	Tabb Gillette	143	791	5.5	6
1944	John Duda	135	800	5.9	8
1945	Charlie Ellis	124	832	6.7	5
1946	Ray Brown	95	688	7.2	7
1947	Joe McCary	89	558	6.3	2
1948	John Papit	136	896	6.6	5
1949	John Papit	198	1214	6.1	9
1950	John Papit	167	949	5.7	8
1951	Rufus Barkley	125	503	4.0	6
1952	Charlie Harding	173	851	4.9	13
1953	Rives Bailey	132	516	3.9	5
1954	Herb Hartwell	90	390	4.2	4
1955	Jim Bakhtiar	158	733	4.6	4
1956	Jim Bakhtiar	203	879	4.4	3
1957	Jim Bakhtiar	195	822	4.2	6
1958	Sandy Dempsey	188	685	3.6	2
1959	Stan Fischer	150	583	3.9	1
1960	Fred Shepherd	126	529	4.2	4
1961	Gary Cuozzo	142	350	2.5	6
1962	Gary Cuozzo	259	1210	4.7	12
1963	Tom Hodges	178	531	3.0	3
1964	Bob Davis	240	1481	6.2	10
1965	Tom Hodges	265	1382	5.2	8
1966	Bob Davis (led ACC)	309	1688	5.5	16
1967	Gene Arnette	259	1273	4.9	8
1968	Gene Arnette	294	1755	6.0	20
1969	Danny Fassio	261	1051	4.0	4
1970	Bill Troup	224	1313	5.9	12
1971	Harrison Davis	269	945	3.5	5
1972	Scott Gardner	150	770	5.1	6
1973	Scott Gardner (led ACC)	342	2120	6.2	15
1974	Scott Gardner	276	1576	5.7	16
1975	Scott Gardner (led ACC)	350	1593	4.6	9
1976	Andy Hitt	274	1085	4.0	7
1977	Chip Mark	151	623	4.1	4
1978	Tommy Vigorito	168	800	4.8	4
1979	Todd Kirtley	225	1185	5.3	6
1980	Todd Kirtley	216	1079	5.0	5
1981	Gordie Whitehead	228	1078	4.7	9
1982	Wayne Schuchts	228	1169	5.1	9
1983	Wayne Schuchts	311	1808	5.8	13
1984	Don Majkowski	251	1540	6.1	13
1985	Don Majkowski	285	1518	5.3	13
1986	Don Majkowski	265	1477	5.6	8
1987	Scott Secules	353	2356	6.7	18
1988	Shawn Moore	441	2526	5.7	25
1989	Shawn Moore	360	2583	7.2	27
1990	Shawn Moore (led ACC)	335	2568	7.7	29
1991	Matt Blundin	254	1912	7.5	20
1992	Bobby Goodman	320	1834	5.7	24
1993	Symmion Willis	349	2569	7.4	20
1994	Mike Groh	255	1725	6.8	16
1995	Mike Groh	388	2492	6.4	19
1996	Tim Sherman	272	1800	6.6	7
1997	Aaron Brooks	355	2537	7.1	25
1998	Aaron Brooks	374	2546	6.8	17
1999	Dan Ellis	322	2081	6.5	20
2000	Dan Ellis	266	1723	6.5	8
2001	Matt Schaub	273	1511	5.5	12
2002	Matt Schaub	488	3071	6.3	30
2003	Matt Schaub	429	2929	6.8	19
2004	Marques Hagans	338	2418	7.2	13
2005	Marques Hagans	458	2802	6.1	17
2006	Jameel Sewell	342	1542	4.5	9
2007	Jameel Sewell	490	2455	5.0	16
2008	Marc Verica	386	1966	5.1	9
2009	Jameel Sewell	428	2015	4.7	14
2010	Marc Verica	438	2752	6.3	14
2011	Michael Rocco	406	2691	6.6	15
2012	Michael Rocco	301	1995	6.6	13



*Quarterback Marques Hagans compiled 2,802 yards of total offense as a senior in 2005, the third-highest total in school history.*



*Dan Majkowski led Virginia in total offense from 1984-86 and finished his career second in school history.*



*Aaron Brooks is third in career touchdown passes and fifth in career total offense.*

# RECEIVING RECORDS

## Receptions

**Career**—210, Billy McMullen, 1999-2002

**Season**—83, Billy McMullen, 2001

Sr.—69, Billy McMullen, 2002

Jr.—83, Billy McMullen, 2001

Soph.—70, Heath Miller, 2003

Fr.—58, Wali Lundy, 2002

**Game**—16, Alvin Pearman vs. Florida State, 2003

Sr.—11, Joe Kehoe vs. Maryland, 1960

Jr.—16, Alvin Pearman vs. Florida State, 2003

Soph.—13, Heath Miller vs. Virginia Tech, 2003;

13, Mikell Simpson vs. Maryland, 2007

Fr.—11, Wali Lundy vs. Clemson, 2002

## Yards

**Career**—2978, Billy McMullen, 1999-2002

**Season**—1190, Herman Moore, 1990

Sr.—969, Germane Crowell, 1997

Jr.—1190, Herman Moore, 1990

Soph.—848, Herman Moore, 1989

Fr.—545, John Ford, 1984

**Game**—241, Ken Shelton vs. William & Mary, 1974

Sr.—241, Ken Shelton vs. William & Mary, 1974

Jr.—234, Herman Moore vs. Georgia Tech, 1990

Soph.—189, Billy McMullen vs. Duke, 2000

Fr.—175, Herman Moore vs. Virginia Tech, 1988

## Touchdowns

**Career**—28, Tyrone Davis, 1991-94

**Season**—13, Herman Moore, 1990

Sr.—10, Tyrone Davis, 1994

Jr.—13, Herman Moore, 1990

Soph.—10, Herman Moore, 1989

Fr.—9, Heath Miller, 2002

**Game**—4, Ed Carrington vs. Maryland, 1965

Sr.—3, Ken Shelton vs. William & Mary, 1974;

Tyrone Davis vs. Navy, 1994

Jr.—4, Ed Carrington vs. Maryland, 1965

Soph.—3, John Hepler vs. Maryland, 1961;

Wali Lundy vs. NC State, 2003

Fr.—2, John Ford vs. VMI, 1984; John Ford vs. Virginia Tech, 1984;

Demetrius "Pete" Allen vs. Navy, 1992; Germane Crowell vs.

Florida State, 1994; Billy McMullen vs. NC State, 1999; Billy

McMullen vs. Buffalo, 1999; Heath Miller vs. Wake Forest, 2002;

Wali Lundy vs. Maryland, 2002; Wali Lundy vs. West Virginia, 2002

## Longest Plays—Receptions (75 yards or more)

97 Bus Male and John Leys from Harry Martin, Navy, 1935

93 Nick Merrick from Wayne Schuchts, Wake Forest, 1982

92 Joe Kehoe from Stan Fischer, Navy, 1960

91+ Tyrone Davis from Matt Blundin, NC State, 1991

90 Deyon Williams from Emmanuel Byers, Miami, 2005

90 Harrison Davis from Scott Gardner, North Carolina, 1973

89 John Ford from Kevin Ferguson, VMI, 1984

88 Cole Egan from Todd Kirtley, Rutgers, 1980

87 Larry Holmes from Symmion Willis, Ohio, 1993

85 Frank Quayle from Bob Davis, VMI, 1966

85 Barry Word from Wayne Schuchts, Wake Forest, 1983

84 Thomas Jones from Dan Ellis, Buffalo, 1999

83+ Dave Graham from Sonny Randle, North Carolina, 1957

83 Herman Moore from Shawn Moore, NC State, 1990

82 Demetrius "Pete" Allen from Mike Groh, Duke, 1995

80 Quentin Walker from Wayne Schuchts, Duke, 1983

78 Perry Jones from Michael Rocco, Miami (Fla.), 2011

76 Steve Osisek from Whitey Michels, VMI, 1949

76 Patrick Jeffers from Mike Groh, Clemson, 1995

76 Kris Burd from Marc Verica, Florida State, 2010

75 Joe Smith from Bill Troup, William & Mary, 1970

75 Herman Moore from Matt Blundin, Clemson, 1989

+Non-scoring play


\* indicates active player

## Career Receptions Leaders (Receptions)

Player	Years	No.	Yds.	Avg.	TD
1. Billy McMullen	1999-01	210	2978	14.2	24
2. Kris Burd	2008-11	162	2190	13.5	9
3. Heath Miller	2002-04	144	1703	11.8	20
4. Alvin Pearman	2001-04	138	1396	10.1	8
5. Perry Jones	2009-12	129	1165	9.0	4
6. John Ford	1984, 86-88	128	2399	18.7	20
7. Germane Crowell	1994-97	122	2142	17.6	19
8. Dave Sullivan	1970-72	120	1578	13.2	12
9. Kevin Ogletree	2005-06, 08	117	1332	11.4	9
10. Herman Moore	1988-90	114	2504	22.0	27
Wali Lundy	2002-05	114	895	7.9	9
12. Patrick Jeffers	1992-95	108	1785	16.5	15
13. Terry Kirby	1989-92	105	1022	9.7	8
14. Bruce McGonnigal	1987-90	103	1556	15.1	12
Tyrone Davis	1991-94	103	2153	20.9	28

## Career Receiving Yards Leaders

Player	Years	No.	Yds.	Avg.	TD
1. Billy McMullen	1999-02	210	2978	14.2	24
2. Herman Moore	1988-90	114	2504	22.0	27
3. John Ford	1984, 86-88	128	2399	18.7	20
4. Kris Burd	2008-11	162	2190	13.5	9
5. Tyrone Davis	1991-94	103	2153	20.9	28
6. Germane Crowell	1994-97	122	2142	17.6	19
7. Patrick Jeffers	1992-95	108	1785	16.5	15
8. Heath Miller	2002-04	144	1703	11.8	20
9. Dave Sullivan	1970-72	120	1578	13.2	12
10. Bruce McGonnigal	1987-90	103	1556	15.1	12
11. Terrence Wilkins	1995-98	97	1495	15.4	5
12. Alvin Pearman	2001-04	138	1396	10.1	8
13. Kevin Coffey	1997-00	75	1347	18.0	15
14. Kevin Ogletree	2005-06, 08	117	1332	11.4	9
15. Demetrius "Pete" Allen	1992-95	81	1312	16.2	9



*Herman Moore is second in career receiving yards.*

## Season Receptions Leaders

Player	Year	No.	Yds.	Avg.	TD
1. Billy McMullen	2001	83	1060	12.8	12
2. Heath Miller	2003	70	835	11.9	6
3. Billy McMullen	2002	69	894	13.0	3
4. Kris Burd	2011	66	913	13.8	3
5. Alvin Pearman	2003	63	518	8.2	4
6. Wali Lundy	2002	58	435	7.5	4
Deyon Williams	2005	58	767	13.2	7
Kevin Ogletree	2008	58	723	12.5	5
Kris Burd	2010	58	799	13.8	5
10. Herman Moore	1990	54	1190	22.0	13
11. Germane Crowell	1997	53	969	18.3	9
12. Kevin Ogletree	2006	52	582	11.2	4
13. Dave Sullivan	1972	51	662	13.0	7
Dontrelle Inman	2010	51	815	16.0	3
15. Bill Davis	1971	49	617	12.6	2
Perry Jones	2012	49	397	8.1	0

## Season Receiving Leaders (Yards)

Player	Year	No.	Yds.	Avg.	TD
1. Herman Moore	1990	54	1190	22.0	13
2. Billy McMullen	2001	83	1060	12.8	12
3. Germane Crowell	1997	53	969	18.3	9
4. Kris Burd	2011	66	913	13.8	3
5. Billy McMullen	2002	69	894	13.0	3
6. John Ford	1987	48	855	17.8	6
7. Herman Moore	1989	36	848	23.6	10
8. Heath Miller	2003	70	835	11.9	6
9. Dontrelle Inman	2010	51	815	16.0	3
10. Terrence Wilkins	1998	45	811	18.0	1
11. Kris Burd	2010	58	799	13.8	5
12. Billy Smith	1983	42	777	18.5	4
13. Harrison Davis	1973	44	773	17.6	5
14. Deyon Williams	2005	58	767	13.2	7
15. Kevin Ogletree	2008	58	723	12.5	5

## Single Game Receiving Leaders (Receptions)

Player	No.	Yds.	Avg.	TD
1. Alvin Pearman vs. Florida State, 2003	16	134	8.4	1
2. Alvin Pearman vs. NC State, 2003	13	87	6.7	0
Heath Miller vs. Virginia Tech, 2003	13	145	11.2	0
Mikell Simpson* vs. Maryland, 2007	13	152	11.7	0
5. Joe Kehoe vs. Maryland, 1960	11	108	9.8	0
Billy McMullen vs. Maryland, 2001	11	175	15.9	1
Billy McMullen vs. North Carolina, 2001	11	122	11.1	1
Wali Lundy vs. Clemson, 2002	11	78	7.1	0
9. Ed Carrington vs. Clemson, 1966	10	113	11.3	0
Billy McMullen vs. Georgia Tech, 2001	10	98	9.8	2
Billy McMullen vs. Georgia Tech, 2002	10	87	8.7	0
Billy McMullen vs. Penn State, 2002	10	122	12.2	0
Deyon Williams vs. Georgia Tech, 2005	10	107	10.7	1
Kevin Ogletree vs. Wyoming, 2006	10	95	9.5	1
Dontrelle Inman vs. Duke, 2010	10	239	23.9	1

## Single Game Receiving Leaders (Yards)

Player	No.	Yds.	Avg.	TD
1. Ken Shelton vs. William & Mary, 1974	9	241	26.8	3
2. Dontrelle Inman vs. Duke, 2010	10	239	23.9	1
3. Herman Moore vs. Georgia Tech, 1990	9	234	26.0	1
4. Billy McMullen vs. Duke, 2000	8	189	23.6	2
5. Herman Moore vs. Virginia Tech, 1990	6	180	30.0	1
6. Harrison Davis vs. North Carolina, 1973	6	178	29.7	1
7. Herman Moore vs. Virginia Tech, 1988	7	175	25.0	1
Billy McMullen vs. Maryland, 2001	11	175	15.9	1
9. Terrence Wilkins vs. North Carolina, 1998	4	167	41.8	0
10. John Ford vs. Duke, 1987	7	163	23.3	2
Germane Crowell vs. Florida State, 1997	5	163	32.6	0
12. Herman Moore vs. NC State, 1990	6	162	27.0	2
Germane Crowell vs. Virginia Tech, 1997	9	162	18.0	2
14. Demetrius "Pete" Allen vs. Duke, 1995	5	160	32.0	2
15. Bill Davis vs. North Carolina, 1971	7	159	22.7	0

## Annual Receiving Yards Leaders

Year	Player	No.	Yds.	Avg.	TD
1940	Nick Gianakos	21	296	14.1	4
1941	Bill Preston	22	377	17.1	2
1942	Ed Kreick	10	140	14.0	2
1944	Henry Walker	8	139	17.4	2
1946	Sam Fray	10	161	16.1	0
1947	Ed Bessell	10	226	22.6	2
1948	Floyd Tayloe	8	102	12.8	4
1949	Steve Osisek	11	205	18.6	4
1950	Gene Schroeder	33	552	16.7	7
1951	Bill Chisolm	21	241	11.5	3
1952	Ray Quillen	7	135	19.3	1
1953	Fred Moyer	10	174	17.4	1
1954	Henry Strempek	6	156	26.0	1
1955	Jesse Hagy	17	173	10.2	1
1956	Fred Polzer (led ACC)	24	231	9.6	0
1957	Fred Polzer	25	232	9.3	4
1958	Sonny Randle (led ACC)	47	642	13.7	5
1959	Brerry Jones	20	207	10.4	1
1960	Joe Kehoe	34	378	11.1	2
1961	Carl Kuhn	6	87	14.5	0
1962	Terry Sieg	27	281	10.4	0
1963	Larry Molinari	11	147	13.4	0
1964	John Pincavage	30	331	11.0	1
1965	John Pincavage (led ACC)	44	566	12.9	0
1966	Frank Quayle	28	420	15.0	4
1967	Joe Hoppe	21	318	15.1	3
1968	Frank Quayle	30	426	14.2	2
1969	Bob Bischoff	35	498	14.2	1
1970	Dave Sullivan	37	523	14.1	2
1971	Bill Davis (led ACC)	49	617	12.6	2
1972	Dave Sullivan	51	662	13.0	7
1973	Harrison Davis (led ACC)	44	773	17.6	5
1974	Ken Shelton	32	575	18.0	8
1975	Tom Fadden	48	620	12.9	2
1976	Jim Wicks	29	297	10.2	0
1977	Tom Champlin	11	209	19.0	1
1978	Andre Grier	11	262	23.8	2
1979	Ted Marchibroda	17	242	14.2	2
1980	Cole Egan	23	447	19.4	1
1981	Henry Johnson	27	427	15.8	2
1982	Nick Merrick	19	418	22.0	3
1983	Billy Smith (led ACC)	42	777	18.5	4
1984	John Ford	19	545	28.7	7
1985	Geno Zimmerlink	24	412	17.2	3
1986	Keith Mattioli	44	717	16.3	3
1987	John Ford	48	855	17.8	6
1988	Bruce McGonnigal	26	471	18.1	3
1989	Herman Moore	36	848	23.6	10
1990	Herman Moore (led ACC)	54	1190	22.0	13
1991	Tyrone Davis	19	465	24.5	5
1992	Tyrone Davis	23	548	23.8	7
1993	Patrick Jeffers	32	580	18.1	6
1994	Tyrone Davis	38	691	18.2	10
1995	Demetrius "Pete" Allen	33	652	19.8	3
1996	Germane Crowell	33	687	20.8	3
1997	Germane Crowell	53	969	18.3	9
1998	Terrence Wilkins	45	811	18.0	1
1999	Billy McMullen	28	483	17.2	6
2000	Billy McMullen	30	541	18.0	3
2001	Billy McMullen (led ACC)	83	1060	12.8	12
2002	Billy McMullen	69	894	13.0	3
2003	Heath Miller	70	835	11.9	6
2004	Heath Miller	41	541	13.2	5
2005	Deyon Williams	58	767	13.2	7
2006	Kevin Ogletree	52	582	11.2	4
2007	Tom Santi	36	418	11.6	3
2008	Kevin Ogletree	58	723	12.5	5
2009	Kris Burd	31	413	13.3	1
2010	Dontrelle Inman	51	815	16.0	3
2011	Kris Burd	66	913	13.8	3
2012	Darius Jennings	48	568	11.8	5

## Annual Receptions Leaders

Year	Player	No.	Yds.	Avg.	TD
1940	Eddie Bryant (led nation)	30	222	7.4	2
1941	Bill Preston	22	377	17.1	2
1942	Ed Kreick	10	140	14.0	2
1944	Ward Speer	9	70	7.8	0
1946	Sam Fray	10	161	16.1	0
1947	Ed Bessell	10	226	22.6	2
1948	Carlton Elliott	9	76	8.4	0
1949	Myron Mausteller	12	177	14.8	2
1950	Gene Schroeder	33	552	16.7	7
1951	Bill Chisolm	21	241	11.5	3
1952	Bobby Pate	9	118	13.1	3
	Bob Tata	9	118	13.1	3
1953	Ray Quillen	12	117	9.8	1
1954	Herb Hartwell	8	104	13.0	0
1955	Jesse Hagy	17	173	10.2	1
1956	Fred Polzer (led ACC)	24	231	9.6	0
1957	Fred Polzer (led ACC)	25	232	9.3	4
1958	Sonny Randle (led ACC)	47	642	13.7	5
1959	Brerry Jones	20	207	10.4	1
1960	Joe Kehoe	34	378	11.1	2
1961	Tony Ulehla	9	85	9.4	1
1962	Terry Sieg	27	281	10.4	0
1963	John Pincavage	15	136	9.1	0
1964	John Pincavage	30	331	11.0	1
1965	John Pincavage (led ACC)	44	566	12.9	0
1966	Ed Carrington	32	411	12.8	5
1967	Frank Quayle	25	299	12.0	0
1968	Frank Quayle	30	426	14.2	2
1969	Bob Bischoff	35	498	14.2	1
1970	Dave Sullivan	37	523	14.1	2
1971	Bill Davis (led ACC)	49	617	12.6	2
1972	Dave Sullivan (led ACC)	51	662	13.0	7
1973	Harrison Davis (led ACC)	44	773	17.6	5
1974	Tom Fadden	34	416	12.2	3
1975	Tom Fadden (led ACC)	48	620	12.9	2
1976	Jim Wicks	29	297	10.2	0
1977	Jim Theiling	16	170	10.6	0
1978	Jim Theiling	16	239	14.9	1
1979	Mike Newhall	20	196	9.8	1
1980	Tommy Vigorito	29	239	8.2	1
1981	Kevin Riccio	32	351	11.0	5
1982	Henry Johnson	21	377	18.0	2
1983	Billy Smith	42	777	18.5	4
1984	Geno Zimmerlink	22	350	15.9	2
	Jon Muha	22	283	12.9	1
1985	Geno Zimmerlink	24	412	17.2	3
	Jon Muha	24	299	12.5	1
1986	Keith Mattioli	44	717	16.3	3
1987	John Ford	48	855	17.8	6
1988	John Ford	29	444	15.3	2
1989	Bruce McGonnigal	42	634	15.1	6
1990	Herman Moore	54	1190	22.0	13
1991	Terry Kirby	37	406	11.0	2
1992	Terry Kirby	28	241	8.6	2
1993	Patrick Jeffers	32	580	18.1	6
1994	Tyrone Davis	38	691	18.2	10
1995	Patrick Jeffers	34	517	15.2	3
1996	Germane Crowell	33	687	20.8	3
1997	Germane Crowell	53	969	18.3	9
1998	Terrence Wilkins	45	811	18.0	1
1999	Billy McMullen	28	483	17.2	6
	Kevin Coffey	28	437	15.6	7
2000	Billy McMullen	30	541	18.0	3
2001	Billy McMullen (led ACC)	83	1060	12.8	12
2002	Billy McMullen	69	894	13.0	3
2003	Heath Miller	70	835	11.9	6
2004	Heath Miller	41	541	13.2	5
2005	Deyon Williams	58	767	13.2	7
2006	Kevin Ogletree	52	582	11.2	4
2007	Mikell Simpson	43	402	9.3	2
2008	Kevin Ogletree	58	723	12.5	5
2009	Kris Burd	31	413	13.3	1
2010	Kris Burd	58	799	13.8	5
2011	Kris Burd	66	913	13.8	3
2012	Perry Jones	49	397	8.1	0

## 100-Yard Receivers

Date	Opponent	No.	Yds	Avg.	TD
<b>Germane Crowell (9)</b>					
Nov. 18, 1995	Virginia Tech	5	112	22.4	2
Oct. 26, 1996	Florida State	6	126	21.0	1
Nov. 9, 1996	Clemson	4	110	27.5	0
Sept. 4, 1997	Auburn	6	102	17.0	1
Oct. 11, 1997	Clemson	6	100	16.7	1
Oct. 25, 1997	Florida State	5	163	32.6	0
Nov. 8, 1997	Georgia Tech	6	128	21.3	1
Nov. 15, 1997	NC State	6	108	18.0	1
Nov. 29, 1997	Virginia Tech	9	162	18.0	2
<b>Kris Burd (9)</b>					
Sept. 4, 2010	Richmond	7	122	17.4	1
Sept. 25, 2010	VMI	8	119	14.9	1
Oct. 2, 2010	Florida State	4	118	29.5	1
Oct. 30, 2010	Miami	7	104	14.9	0
Sept. 17, 2011	North Carolina	7	110	15.7	0
Oct. 1, 2011	Idaho	8	123	15.4	0
Nov. 5, 2011	Maryland	9	112	12.4	0
Nov. 26, 2011	Virginia Tech	7	100	14.3	0
Dec. 31, 2011	Auburn	6	103	17.2	2
<b>Herman Moore (8)</b>					
Oct. 29, 1988	Virginia Tech	7	175	25.0	1
Sept. 23, 1989	Duke	5	134	26.8	2
Oct. 7, 1989	Clemson	3	136	45.3	1
Oct. 13, 1989	North Carolina	4	116	29.0	1
Sept. 22, 1990	Duke	5	105	21.0	2
Oct. 13, 1990	NC State	6	162	27.0	2
Nov. 3, 1990	Georgia Tech	9	234	26.0	1
Nov. 24, 1990	Virginia Tech	6	180	30.0	1
<b>Billy McMullen (8)</b>					
Oct. 16, 1999	NC State	4	109	27.3	2
Sept. 16, 2000	Duke	8	189	23.6	2
Oct. 6, 2001	Maryland	11	175	15.9	1
Oct. 13, 2001	North Carolina	11	122	11.1	1
Nov. 3, 2001	Wake Forest	7	107	15.3	1
Nov. 17, 2001	Virginia Tech	7	130	18.6	0
Aug. 31, 2002	Florida State	5	101	20.2	0
Nov. 9, 2002	Penn State	10	122	12.2	0
<b>John Ford (7)</b>					
Sept. 15, 1984	VMI	3	133	44.3	2
Sept. 6, 1986	South Carolina	5	104	20.8	1
Sept. 26, 1987	Duke	7	163	23.3	2
Oct. 10, 1987	Clemson	5	109	21.8	0
Oct. 17, 1987	South Carolina	8	121	15.1	0
Nov. 14, 1987	North Carolina	7	116	16.6	0
Nov. 12, 1988	North Carolina	4	100	25.0	1
<b>Terrence Wilkins (6)</b>					
Sept. 4, 1997	Auburn	7	107	15.3	1
Nov. 15, 1997	NC State	8	117	14.6	2
Oct. 17, 1998	Georgia Tech	7	131	18.7	1
Oct. 31, 1998	Wake Forest	7	101	14.4	0
Nov. 14, 1998	North Carolina	4	167	41.8	0
Nov. 28, 1998	Virginia Tech	7	141	20.1	0
<b>Patrick Jeffers (5)</b>					
Sept. 11, 1993	Navy	4	124	31.0	2
Oct. 30, 1993	NC State	4	127	31.8	1
Nov. 19, 1994	Virginia Tech	6	116	19.3	0
Nov. 25, 1994	NC State	6	153	25.5	1
Sept. 23, 1995	Clemson	4	112	28.0	1
<b>Tyrone Davis (4)</b>					
Sept. 5, 1992	Maryland	6	117	19.5	1
Sept. 10, 1994	Navy	9	119	13.2	3
Oct. 22, 1994	North Carolina	5	124	24.8	2
Nov. 5, 1994	Duke	3	107	35.7	2
<b>Demetrius "Pete" Allen (4)</b>					
Sept. 12, 1992	Navy	3	114	38.0	2
Oct. 14, 1995	Duke	5	160	32.0	2
Oct. 21, 1995	Texas	3	102	34.0	0
Nov. 2, 1995	Florida State	4	109	27.3	1
<b>Sonny Randle (3)</b>					
Sept. 20, 1958	Clemson	6	109	18.2	1
Nov. 15, 1958	South Carolina	6	105	17.5	0
Nov. 22, 1958	Maryland	5	106	21.2	0
<b>Ed Carrington (3)</b>					
Nov. 21, 1964	Maryland	5	103	20.6	0
Nov. 20, 1965	Maryland	5	115	23.0	4
Sept. 24, 1966	Clemson	10	113	11.3	0

Date	Opponent	No.	Yds	Avg.	TD
<b>Frank Quayle (3)</b>					
Sept. 24, 1966	Clemson	7	103	14.7	2
Oct. 15, 1966	VMI	3	127	42.3	1
Oct. 21, 1967	South Carolina	7	101	14.4	0
<b>Dave Sullivan (3)</b>					
Oct. 17, 1970	Army	6	110	18.3	0
Nov. 20, 1971	Maryland	6	102	17.0	0
Oct. 14, 1972	VMI	7	133	19.0	1
<b>Harrison Davis (3)</b>					
Sept. 22, 1973	Missouri	6	124	20.7	1
Oct. 20, 1973	Virginia Tech	8	118	14.8	1
Nov. 3, 1973	North Carolina	6	178	29.7	1
<b>Billy Smith (3)</b>					
Oct. 2, 1982	NC State	7	128	18.3	0
Oct. 8, 1983	Clemson	5	125	25.0	1
Oct. 15, 1983	VMI	5	121	24.2	1
<b>Bruce McGonnigal (3)</b>					
Oct. 22, 1988	Wake Forest	5	115	23.0	0
Sept. 16, 1989	Georgia Tech	6	157	26.2	0
Oct. 21, 1989	Wake Forest	8	137	17.1	2
<b>Heath Miller (3)</b>					
Nov. 22, 2003	Georgia Tech	6	110	18.3	1
Nov. 29, 2003	Virginia Tech	13	145	11.2	0
Oct. 16, 2004	Florida State	9	110	12.2	0
<b>Kevin Ogletree (3)</b>					
Oct. 14, 2006	Maryland	3	133	44.3	2
Sept. 6, 2008	Richmond	8	103	12.9	0
Oct. 4, 2008	Maryland	5	100	20.0	2
<b>Joe Kehoe (2)</b>					
Nov. 12, 1960	Navy	4	123	30.8	1
Nov. 19, 1960	Maryland	11	108	9.8	0
<b>Bob Bischoff (2)</b>					
Nov. 15, 1969	Tulane	7	117	16.7	0
Oct. 31, 1970	North Carolina	6	114	19.0	1
<b>Bill Davis (2)</b>					
Oct. 2, 1971	Vanderbilt	7	135	19.3	1
Nov. 13, 1971	North Carolina	7	159	22.7	0
<b>Ken Shelton (2)</b>					
Sept. 14, 1974	Navy	8	105	13.1	3
Sept. 21, 1974	William & Mary	9	241	26.8	3
<b>Greg Taylor (2)</b>					
Oct. 24, 1981	Wake Forest	6	130	21.7	2
Nov. 11, 1981	North Carolina	6	106	17.7	1
<b>Quentin Walker (2)</b>					
Nov. 13, 1982	North Carolina	4	101	25.3	0
Sept. 3, 1983	Duke	2	145	72.5	2
<b>Nick Merrick (2)</b>					
Oct. 23, 1982	Wake Forest	4	137	34.3	1
Nov. 24, 1984	Maryland	9	117	13.0	0
<b>Keith Mattioli (2)</b>					
Nov. 15, 1986	North Carolina	6	109	18.2	0
Oct. 3, 1987	VMI	8	137	17.1	0
<b>Kevin Coffey (2)</b>					
Nov. 28, 1998	Virginia Tech	5	111	22.2	1
Sept. 4, 1999	North Carolina	4	101	25.3	1
<b>Deyon Williams (2)</b>					
Nov. 12, 2005	Georgia Tech	10	107	10.7	1
Nov. 26, 2005	Miami	6	152	25.3	2
<b>Steve Osisek (1)</b>					
Nov. 5, 1949	Pennsylvania	7	100	14.3	

Date	Opponent	No.	Yds	Avg.	TD
<b>Gene Schroeder (1)</b>					
Oct. 21, 1950	VMI	7	112	16.0	1
<b>John Pincavage (1)</b>					
Sept. 18, 1965	Duke	6	110	18.3	0
<b>Kenny Poates (1)</b>					
Oct. 2, 1965	North Carolina	5	104	20.8	1
<b>Jeff Anderson (1)</b>					
Nov. 23, 1968	Maryland	5	132	26.4	1
<b>Chuck Belic (1)</b>					
Oct. 21, 1972	Clemson	6	129	21.5	0
<b>Jim Theiling (1)</b>					
Nov. 18, 1978	North Carolina	7	113	16.1	0
<b>Cole Egan (1)</b>					
Sept. 20, 1980	NC State	6	112	18.7	0
<b>Henry Johnson (1)</b>					
Oct. 24, 1981	Wake Forest	6	121	20.2	1
<b>Kevin Riccio (1)</b>					
Nov. 6, 1982	Georgia Tech	7	103	14.7	1
<b>Barry Word (1)</b>					
Oct. 22, 1983	Wake Forest	2	102	51.0	1
<b>Jon Muha (1)</b>					
Sept. 15, 1984	VMI	8	106	13.3	1
<b>Aaron Mundy (1)</b>					
Sept. 7, 1991	Maryland	8	116	14.5	0
<b>Derick Byrd (1)</b>					
Sept. 30, 1995	Wake Forest	5	121	24.2	1
<b>Thomas Jones (1)</b>					
Nov. 13, 1999	Buffalo	2	110	55.0	1
<b>Tavon Mason (1)</b>					
Sept. 29, 2001	Duke	4	100	25.0	1
<b>Alvin Pearman (1)</b>					
Oct. 18, 2003	Florida State	16	134	8.4	1
<b>Ottawa Anderson (1)</b>					
Sept. 3, 2005	Western Mich.	3	109	36.3	0
<b>Tom Santi (1)</b>					
Dec. 30, 2005	Minnesota	5	128	25.6	0
<b>Mikell Simpson (1)</b>					
Oct. 20, 2007	Maryland	13	152	11.7	0
<b>Dontrelle Inman (1)</b>					
Nov. 6, 2010	Duke	10	239	23.9	1
<b>Tim Smith (1)*</b>					
Nov. 5, 2011	Maryland	5	101	20.2	0
<b>Darius Jennings (1)*</b>					
Sept. 29, 2012	Louisiana Tech	6	136	22.7	0
<b>Perry Jones (1)</b>					
Sept. 29, 2012	Louisiana Tech	7	100	14.3	0
<b>Dominique Terrell (1)*</b>					
Nov. 10, 2012	Miami (Fla.)	9	127	14.1	0

\*Indicates active player

*Billy McMullen makes a circus grab against South Carolina. McMullen is Virginia's all-time receptions leader with 210 catches.*

# SCORING RECORDS

## Most Points

**Career**—332, Connor Hughes, 2002-05

**Season**—134, Bill Dudley, 1941  
 Sr.—134, Bill Dudley, 1941  
 Jr.—115, Gene Mayer, 1914 (modern record: 102, Wali Lundy, 2004)  
 Soph.—109, Connor Hughes, 2003  
 Fr.—60, Kyle Kirkeide, 1993; Wali Lundy, 2002

**Game**—36, Gene Mayer vs. Richmond, 1915 (modern record: 26, Jim Bakhtiar vs. Virginia Tech, 1957)  
 Sr.—36, Gene Mayer vs. Richmond, 1915  
 (modern record: 26, Jim Bakhtiar vs. Virginia Tech, 1957)  
 Jr.—24, Ed Carrington vs. Maryland, 1965; Gene Arnette vs. Buffalo, 1967; Tiki Barber vs. Georgia Tech, 1995  
 Soph.—24, Ray Brown vs. Richmond, 1945; Gary Helman vs. William & Mary, 1969; Terry Kirby vs. William & Mary, 1990; Wali Lundy vs. Virginia Tech, 2003  
 Fr.—30, Gene Mayer vs. North Carolina, 1912 (modern record: 24, Wali Lundy vs. West Virginia, 2002)

## Most Touchdowns

**Career**—52, Wali Lundy, 2002-05

**Season**—18, Gene Mayer, 1914; Bill Dudley, 1941  
 Sr.—18, Bill Dudley, 1941  
 Jr.—18, Gene Mayer, 1914 (modern record: 17, Wali Lundy, 2004)  
 Soph.—14, Wali Lundy, 2003  
 Fr.—10, Wali Lundy, 2002

**Game**—5, Gene Mayer vs. North Carolina, 1912; Gene Mayer vs. Richmond, 1915 (modern record: 4 on 12 occasions)  
 Sr.—5, Gene Mayer vs. Richmond, 1915 (modern record: 4, Bill Dudley vs. Hampden-Sydney, 1941; Jim Bakhtiar vs. Virginia Tech, 1957; Wali Lundy vs. Temple, 2005; Keith Payne vs. Richmond, 2010)  
 Jr.—4, Ed Carrington vs. Maryland, 1965; Gene Arnette vs. Buffalo, 1967; Tiki Barber vs. Georgia Tech, 1995  
 Soph.—4, Ray Brown vs. Richmond, 1945; Gary Helman vs. William & Mary, 1969; Terry Kirby vs. William & Mary, 1990; Wali Lundy vs. Virginia Tech, 2003  
 Fr.—5, Gene Mayer vs. North Carolina, 1912 (modern record: 4, Wali Lundy vs. West Virginia, 2002)

## Most PATs

**Career**—134, Connor Hughes, 2002-05

**Season**—49, Jake McInerney, 1990  
 Sr.—49, Jake McInerney, 1990  
 Jr.—42, Connor Hughes, 2004  
 Soph.—40, Connor Hughes, 2003  
 Fr.—36, Kyle Kirkeide, 1993

**Game**—12, Bob Mudd vs. Johns Hopkins, 1894 (modern record: 9, Wayne Morrison vs. James Madison, 1979)

## Most Run-Pass TDs

**Career**—83, Shawn Moore, 1987-90

**Season**—30, Matt Schaub, 2002  
**Game**—7, Waverly Whitaker vs. Randolph-Macon, 1890 (modern record: 6, Shawn Moore vs. Navy, 1990; Dan Ellis vs. Buffalo, 1999)

## Most FGs Made

**Career**—66, Connor Hughes, 2002-05

**Season**—23, Connor Hughes, 2003  
 Sr.—21, Rafael Garcia, 1996; Connor Hughes, 2005  
 Jr.—20, Rafael Garcia, 1995  
 Soph.—23, Connor Hughes, 2003  
 Fr.—9, Wayne Morrison, 1979

**Game**—5, Rafael Garcia vs. Virginia Tech, 1994 (att. 5); Connor Hughes vs. Georgia Tech, 2003 (att. 5); Chris Gould vs. North Carolina, 2007 (att. 5)

## Most FGs Attempted

**Career**—79, Connor Hughes, 2002-05

**Season**—27, Rafael Garcia, 1995, 1996  
 Sr.—27, Rafael Garcia, 1996  
 Jr.—27, Rafael Garcia, 1995  
 Soph.—25, Connor Hughes, 2003  
 Fr.—16, Joe Jenkins, 1973; Wayne Morrison, 1979

**Game**—6, Todd Braverman vs. North Carolina, 1998 (made 3)

## Most Points Kicking

**Career**—332, Connor Hughes, 2002-05

**Season**—109, Connor Hughes, 2003  
 Sr.—99, Connor Hughes, 2005  
 Jr.—93, Connor Hughes, 2004  
 Soph.—109, Connor Hughes, 2003  
 Fr.—60, Kyle Kirkeide, 1993

**Game**—18, Rafael Garcia vs. Virginia Tech, 1994  
 Sr.—16, Kenny Stadlin vs. VMI, 1985;  
 Chris Gould vs. North Carolina, 2007;  
 Robert Randolph vs. William & Mary, 2011  
 Jr.—17, Jake McInerney vs. Wake Forest, 1989  
 Soph.—18, Rafael Garcia vs. Virginia Tech, 1994  
 Fr.—12, Wayne Morrison vs. Duke, 1979;  
 Connor Hughes vs. Maryland, 2002;  
 Connor Hughes vs. West Virginia, 2002

## Longest Field Goals

56 Kenny Stadlin vs. Virginia Tech, 1984  
 56 Rafael Garcia vs. Texas, 1995  
 53 Connor Hughes vs. Wake Forest, 2003  
 52 Connor Hughes vs. NC State, 2003  
 52 Chris Hinkebein vs. Maryland, 2010  
 51 Mark Inderlied vs. South Carolina, 1987  
 51 Jake McInerney vs. Georgia Tech, 1990  
 51 Chris Gould vs. North Carolina, 2007  
 50 Wayne Morrison vs. Navy, 1979  
 50 Rafael Garcia vs. Virginia Tech, 1994  
 50 Todd Braverman vs. No. Carolina, 1999  
 50 Connor Hughes vs. Georgia Tech, 2003  
 50 Connor Hughes vs. Clemson, 2004  
 50 Connor Hughes vs. Florida State, 2005

## Consecutive Scoring Kicks

Consecutive Field Goals—14, Jake McInerney, 1989  
 Consecutive PATs—88, Jake McInerney, 1989-90

## Career Scoring Leaders

Player	Years	Games	TD	X-Pt	2-Pt	FG	Pts.
1. Connor Hughes	2002-05	42	0	134-138	0	66-79	332
2. Wali Lundy	2002-05	49	52	0	0	0	312
3. Gene Mayer	1912-15	31	46	17	0	0	293
4. Rafael Garcia	1993-96	39	0	98-103	0	58-76	272
5. Thomas Jones	1996-99	44	40	0	0	0	240
6. Robert Randolph	2008-11	42	1	81-81	0-1	46-60	225
7. Frank Quayle	1966-68	30	35	0	0-1	0	210
9. Kenny Stadlin	1983-85	35	0	93-95	0	37-48	204
10. Wayne Morrison	1979-82	44	0	79-83	0	38-66	193
11. Terry Kirby	1989-92	39	32	0	0	0	192
12. Bill Dudley	1939-41	27	25	35-50	0	1	188
13. Jake McInerney	1989-90	23	0	89-90	0	31-37	182
14. Shawn Moore	1987-90	38	28	0	2	0	172
15. Tyrone Davis	1991-94	44	28	0	1	0	170

## Season Scoring Leaders

Player	Year	TD	X-Pt	2-Pt	FG	Pts.
1. Bill Dudley	1941	18	23-28	0	1-1	134
2. Gene Mayer	1914	18	7	0	0	115
3. Connor Hughes	2003	0	40-40	0	23-25	109
4. Thomas Jones	1999	17	0	0	0	102
Wali Lundy	2004	17	0	0	0	102
6. Connor Hughes	2005	0	36-36	0	21-24	99
7. Tiki Barber	1995	16	0	0	0	96
Rafael Garcia	1996	0	33-33	0	21-27	96
Keith Payne	2010	16	0	0	0	96
10. Gene Mayer	1915	14	10	0	0	94
Jake McInerney	1990	0	49-50	0	15-17	94
12. Connor Hughes	2004	0	42-45	0	17-24	93
13. Rafael Garcia	1995	0	31-36	0	20-27	91
14. Tiki Barber	1996	15	0	0	0	90
Thomas Jones	1998	15	0	0	0	90

## Annual Scoring Leaders

Year	Player	TD	X Pt	FG	Pts.
1940	Bill Dudley	5		3-8	33
1941	Bill Dudley (led nation)	18	23-28	1-1	134
1942	Herb Munhall	5	0	0	30
1943	Charlie Sackett	3	0	0	18
1944	John Duda	8	3-7	0	51
1945	Ray Brown	11	0	0	66
1946	Ray Brown	7	0	0	42
	John Duda	4	18-25	0	42
1947	George Grimes	5	26-35	0	56
1948	Floyd Tayloe	6	0	0	36
	Barney Gill	6	0	0	36
1949	John Papit	9	0	0	54
1950	John Papit	8	0	0	48
1951	Mel Roach	3	27-34	0	45
1952	Mel Roach	2	37-43	0	49
1953	Henry Strempek	3	0	0	18
1954	Herb Hartwell	4	0	0	24
1955	Jim Bakhtiar	4	12-14	0	36
1956	Jim Bakhtiar	3	9-12	1	30
1957	Jim Bakhtiar	6	7-14	0	43
1958	Sonny Randle	5	0	0	30
1959	Tom Gravins	5	4-6&	0	35
1960	Tony Ulehla	4	1-1**	0	26
1961	Bob Rowley	0	12-13	3	21
1962	Gary Cuozzo	6	0	0	36
1963	Bob Dunphey	4	2-2†	0	28
1964	Bob Davis	10	1-3†	0	62
1965	Ed Carrington	6	0	0	36
1964	Bob Davis	6	0	0	36
1966	Frank Quayle (led ACC)	11	0-1†	0	66
1967	Frank Quayle	10	0	0	60
1968	Frank Quayle (led ACC)	14	0-1†	0	84
1969	Gary Helman	7	1-1	0	43
1970	Gary Helman	9	0	0	54
1971	Billy Maxwell	0	12-13	8-17	36
1972	Billy Maxwell	0	23-23	8-11	47
1973	Scott Gardner	5	1-5†	0	32
1974	Ken Shelton	9	0	0	54
1975	David Sloan	9	0	0	54
1976	Joe Jenkins	0	10-11	6-11	28
1977	Russ Henderson	0	4-4	5-7	19
1978	Dan Hottowe	4	3-3	0	27
1979	Greg Taylor	11	0	0	66
1980	Wayne Morrison	0	15-15	11-16	48
1981	Wayne Morrison	0	12-13	7-14	33
1982	Wayne Morrison	0	23-24	11-19	56
1983	Kenny Stadlin	0	28-29	12-16	64
1984	Kenny Stadlin	0	37-37	9-13	64
1985	Kenny Stadlin	0	28-29	16-19	76
1986	Jeff Gaffney	0	17-17	12-16	53
1987	Mark Inderlied	0	30-30#	13-19	70
1988	Mark Inderlied	0	27-27	14-20	69
1989	Jake McInerney	0	40-40	16-20	88
1990	Jake McInerney (led ACC)	0	49-50	15-17	94
1991	Michael Husted	0	39-39	11-17	72
1992	Michael Husted	0	35-40	13-16	74
1993	Kyle Kirkeide	0	36-37	8-12	60
1994	Rafael Garcia (led ACC)	0	34-34	17-22	85
1995	Tiki Barber	16	0	0	96
1996	Rafael Garcia	0	33-33	21-27	96
1997	Germane Crowell	9	1†	0	56
	John Allen Roberts	0	32-32	8-14	56
1998	Thomas Jones	15	0	0	90
1999	Thomas Jones	17	0	0	102
2000	David Greene	0	27-28	11-15	60
2001	Billy McMullen	12	0	0	72
2002	Wali Lundy	10	0	0	60
2003	Connor Hughes	0	40-40	23-25	109
2004	Wali Lundy (led ACC)	17	0	0	102
2005	Connor Hughes	0	36-36	21-24	99
2006	Chris Gould	0	18-18	11-19	51
2007	Chris Gould	0	35-37	16-20	83
2008	Cedric Peerman	7	0	0	42
2009	Robert Randolph	0	6-6	17-19	57
2010	Keith Payne	16	0	0	96
2011	Robert Randolph	0	32-32	16-23	80
2012	Drew Jarrett	0	27-27	8-12	51

† 2-pt. conversions

\*\*\* includes 1 of 1 2-pt. conversions

& includes 1 of 3 2-pt. conversions

*Kicker Connor Hughes is Virginia's career scoring leader with 332 points*



*Joe Sroba holds the UVa career record for kickoff return yardage.*

# KICKOFF RETURNS

## Most Kickoffs Returned

**Career**—74, Joe Sroba, 1974-76

**Season**—42, Khalek Shepherd, 2012

**Game**—8, Joe Sroba vs. East Carolina, 1975; Joe Sroba vs. Maryland, 1975; Darrell Wynn vs. South Carolina, 1987

## Kickoff Return Yardage

**Career**—1645, Joe Sroba, 1974-76

**Season**—929, Khalek Shepherd, 2012

**Game**—172, Marquis Weeks vs. North Carolina, 2002

## Longest Kickoff Returns

100	Tavon Mason, Georgia Tech, 2001
100	Marquis Weeks, North Carolina, 2002
100	Marquis Weeks, North Carolina, 2004
99	Henry Massie, North Carolina, 1963
96	Jerrold Washington, Georgia Tech, 1992
95	Jim Ashwell, Washington & Lee, 1951
93+	Alvin Pearman, North Carolina, 2004
91+	Malcolm Pittman, Maryland, 1983
90	John Pincavage, South Carolina, 1965
90	Frank Quayle, South Carolina, 1967
90	Jerrold Washington, Virginia Tech, 1991
87	Bill Dudley, Tennessee, 1940
87	Raynard Horne, VMI, 2010
85+	Sean McCall, Maryland, 1978
82	Henry Strempek, Richmond, 1952
82	Joe Rowe, Central Michigan, 1996
80+	Bill Dudley, VMI, 1939
78+	Tom Krebs, South Carolina, 1963
76+	Tyree Foreman, Maryland, 1999
74+	Sonny Randle, Virginia Tech, 1958
72+	Khalek Shepherd, Georgia Tech, 2012
70	Terence Fells-Danzer, Eastern Michigan, 2010
68+	Frank Quayle, Tulane, 1966
68+	Marquis Weeks, Pittsburgh, 2003
68+	Michael Johnson, Duke, 2005
67+	Andrew Pearman, Wyoming, 2007
65+	Larry Holmes, Georgia Tech, 1993
64+	Mike Bennett, Virginia Tech, 1973

+Non-scoring play

## Annual Kickoff Return Leaders

Year	Player	No.	Yds.	Avg.	TD
1940	Bill Dudley	14	356	25.4	1
1941	Eddie Bryant	6	99	16.5	0
1942	Eddie Bryant	3	76	25.3	0
1944	Dick Davis	2	46	23.0	0
1946	Ray Brown	5	115	23.0	0
1947	Bruce Bailey	8	143	17.9	0
1948	Joe McCary	8	169	21.1	0
1949	John Papit	17	397	23.4	0
1950	Gerry Furst	7	114	16.3	0
1951	Jim Ashwell	3	125	41.7	1
1952	Eddie Knowles	4	106	26.5	0
1953	Henry Strempek	10	240	24.0	1

1954	Henry Strempek	6	114	19.0	0
1955	Jim Bakhtiar	8	151	18.9	0
1956	Jim Bakhtiar	6	113	18.8	0
1957	Carl Moser	10	248	24.8	0
1958	Sonny Randle (led nation)	21	506	24.1	0
1959	Tom Gravins (led ACC)	17	346	20.4	0
1960	Ted Rzempoluch	11	221	20.1	0
1961	Bobby Freeman	9	162	18.0	0
1962	Bobby Freeman	7	155	22.1	0
1963	Henry Massie	5	184	36.8	1
1964	Roger Davis (led ACC)	21	461	22.0	0
1965	John Pincavage	14	344	24.6	1
1966	Frank Quayle	18	439	24.4	0
1967	Frank Quayle	17	422	24.8	1
1968	Frank Quayle	12	230	19.2	0
1969	Chuck Mooser	18	368	20.4	0
1970	Jim Lacey	16	360	22.5	0
1971	Gerard Mullins	17	405	23.8	0
1972	Kent Merritt	10	227	22.7	0
1973	Gerard Mullins	12	276	23.0	0
1974	Joe Sroba	18	440	24.4	0
1975	Joe Sroba	31	647	20.9	0
1976	Joe Sroba	25	558	22.3	0
1977	Tom Vigorito	23	504	21.9	0
1978	Sean McCall (led ACC)	19	511	26.9	0
1979	Sean McCall	17	350	20.6	0
1980	Dave Hall	14	285	20.4	0
1981	Greg Taylor	6	164	27.3	0
1982	Malcolm Pittman	30	617	20.6	0
1983	Malcolm Pittman	20	486	24.3	0
1984	Barry Word	18	351	19.5	0
1985	Malcolm Pittman	20	440	22.0	0
1986	Chris Warren	34	768	22.6	0
1987	Darrell Wynn	12	215	17.9	0
1988	Tim Finkelston	14	324	23.1	0
1989	Terry Kirby	13	257	19.8	0
1990	Larry Holmes	16	328	20.5	0
1991	Jerrold Washington	13	339	26.1	1
1992	Jerrold Washington	23	464	20.2	1
1993	Jerrold Washington	14	253	18.1	0
1994	Demetrius "Pete" Allen	11	207	18.8	0
1995	Demetrius "Pete" Allen	29	608	21.0	0
1996	Terrence Wilkins	14	290	20.7	0
1997	Terrence Wilkins	21	441	21.0	0
1998	Antwoine Womack	12	236	19.7	0
1999	Tavon Mason	9	176	19.6	0
2000	Tavon Mason	16	346	21.6	0
2001	Tavon Mason	19	482	25.4	1
2002	Wali Lundy	17	409	24.1	0
2003	Tony Franklin	13	336	25.8	0
2004	Marquis Weeks	11	354	32.2	1
2005	Cedric Peerman	21	542	25.8	0
2006	Cedric Peerman	19	519	27.3	0
2007	Andrew Pearman	29	608	21.0	0
2008	Chase Minnifield	21	490	23.3	0
2009	Chase Minnifield	22	513	23.3	0
2010	Raynard Horne	23	573	24.9	1
2011	Darius Jennings*	30	599	20.0	0
2012	Khalek Shepherd*	42	929	22.1	0

\*indicates active player

# PUNT RETURNS

## Punts Returned

**Career**—100, Pat Chester, 1978-82

**Season**—35, Jimmy Lesane, 1951

**Game**—9, Eddie Bryant vs. Hampden-Sydney, 1942

## Punt Return Yardage

**Career**—808, Pat Chester, 1978-82

**Season**—481, Bill Dudley, 1941

**Game**—140, Jimmy Lesane vs. Virginia Tech, 1951

## Longest Punt Returns

95	Harry Martin to Bus Male to Harry Martin, Maryland, 1935
89	Bill Dudley, Lafayette, 1941
79	Terry Sieg, Virginia Tech, 1962
+79	Jason Wallace, Clemson, 1990
76	Chris Warren, Navy, 1986
+75	Gene Schroeder, Pennsylvania, 1950
+75	Steve Sroba, Maryland, 1972
74	Tiki Barber, Navy, 1994
74	Tiki Barber, NC State, 1996
72	Eddie Knowles, Virginia Tech, 1952
70	Bobby Freeman, Wake Forest, 1961
70	Gerard Mullins, Vanderbilt, 1971
70	Pat Chester, Duke, 1980
70	Alvin Pearman, Temple, 2004

+ Non-scoring play

## Annual Punt Return Leaders

Year	Player	No.	Yds.	Avg.	TD
1940	Eddie Bryant	28	421	15.0	2
1941	Bill Dudley	28	481	17.2	1
1942	Eddie Bryant	13	112	8.6	0
1944	Charlie Ellis	12	137	11.4	0
1946	Billy Pennel	5	68	13.6	0
1947	Billy Pennel	10	164	16.4	1
1948	Barney Gill	14	215	15.4	0
1949	Steve Osisek	12	173	14.4	0
1950	Gene Schroeder	14	205	14.6	0
1951	Jimmy Lesane	35	387	11.1	0
1952	Eddie Knowles	32	365	11.4	3
1953	Eddie Knowles	4	114	28.5	1
1954	Eddie Knowles	9	72	8.0	0
1955	Nick Lawyer	4	70	17.5	1
1956	Ralph Kneeland	4	67	16.8	0
1957	Sonny Randle	5	46	9.2	0
1958	Sonny Randle	5	47	9.4	0
1959	Fred Trainor	5	42	8.4	0
1960	Carl Kuhn	4	74	18.5	0
1961	Bobby Freeman	4	81	20.3	1

1962	Terry Sieg	6	157	26.2	1
1963	Gene Angle	4	54	13.5	0
1964	Roger Davis	10	89	8.9	0
1965	John Pincavage	12	135	11.3	0
1966	George Stetter	18	182	10.1	0
1967	Paul Klingensmith	12	125	10.4	0
1968	Chuck Mooser	9	127	14.1	1
1969	Chuck Mooser	8	85	10.6	0
1970	Dave Sullivan	17	125	7.4	0
1971	Gerard Mullins	31	298	9.6	1
1972	Gerard Mullins	16	183	11.4	0
1973	Gerard Mullins	17	107	6.3	0
1974	Tom Fadden	19	109	5.7	0
1975	Joe Sroba	8	59	7.4	0
1976	Derrick Gasper	11	61	5.5	0
1977	Mickey Spady	16	64	4.0	0
1978	Pat Chester	31	190	6.1	0
1979	Pat Chester (led ACC)	25	248	9.9	2
1980	Pat Chester (led ACC)	19	192	10.1	1
1981	Bob Sweeney	13	41	3.2	0
1982	Pat Chester	19	128	6.7	0
1983	Bart Farinholt	15	105	7.0	0
1984	Ray Daly	20	161	8.1	0
1985	Chris Warren	26	168	6.5	0
1986	Chris Warren	17	136	8.0	1
1987	Tim Finkelston	25	182	7.3	0
1988	Tim Finkelston	25	177	7.1	0
1989	Tim Finkelston	22	159	7.2	0
1990	Jason Wallace	32	403	12.6	1
1991	Larry Holmes	26	219	8.4	0
1992	Jerrold Washington	20	87	4.4	0
1993	Larry Holmes	13	104	8.0	0
1994	Tiki Barber	17	181	10.6	1
1995	Tiki Barber	32	272	8.5	0
1996	Tiki Barber (led ACC)	19	241	12.7	1
1997	Terrence Wilkins	17	94	5.5	0
1998	Terrence Wilkins	17	165	9.7	0
1999	Arlen Harris	16	198	12.4	0
2000	James Johnson	20	115	5.8	0
2001	Alvin Pearman	27	247	9.1	0
2002	Marques Hagans	29	262	9.0	1
2003	Marques Hagans	28	269	9.6	0
2004	Alvin Pearman	28	314	11.2	1
2005	Emmanuel Byers	8	81	10.1	0
2006	Mike Brown	14	134	9.6	0
2007	Vic Hall	23	230	10.0	0
2008	Vic Hall	16	102	6.4	0
2009	Chase Minnifield	20	88	4.4	0
2010	Chase Minnifield	13	84	6.5	0
2011	<b>Dominique Terrell*</b>	<b>14</b>	<b>61</b>	<b>4.4</b>	<b>0</b>
2012	<b>Khalek Shepherd*</b>	<b>23</b>	<b>89</b>	<b>3.3</b>	<b>0</b>

\*indicates active player

*Pat Chester has the most career punt returns in UVA history. He led the ACC in 1979 and 1980.*

# ALL-PURPOSE YARDS

## All-Purpose Yards

**Career**—4981, Frank Quayle, 1966-68

**Season**—2054, Thomas Jones, 1999

Sr.—2054, Thomas Jones, 1999

Jr.—1906, Tiki Barber, 1995

Soph.—1616, Frank Quayle, 1966

Fr.—1670, Wali Lundy, 2002

**Game**—331, Thomas Jones vs. Buffalo, 1999

Sr.—331, Thomas Jones vs. Buffalo, 1999

Jr.—311, Tiki Barber vs. Florida State, 1995

Soph.—271, Mikell Simpson vs. Maryland, 2007

Fr.—239, Wali Lundy vs. West Virginia, 2002

## Career All-Purpose Yards Leaders

Player	Years	Rush	Rec.	PR	KOR	Tot.
1. Frank Quayle	1966-68	2695	1145	50	1091	4981
2. Alvin Pearman	2001-04	2394	1396	600	579	4969
3. Tiki Barber	1993-96	3389	602	694	184	4869
4. Thomas Jones	1996-99	3998	571	82	47	4698
5. Terry Kirby	1989-92	3348	1022	0	267	4637
6. Wali Lundy	2002-05	3193	895	0	409	4497
7. John Papit	1947-50	3238	85	7	651	3981
8. Tommy Vigorito	1977-80	2913	415	7	587	3922
9. Perry Jones	2009-12	2033	1165	92	432	3722
10. Bill Dudley	1939-41	1631	208	793	605	+3396
11. Cedric Peerman	2005-08	1749	344	0	1256	3349
12. Jerrod Washington	1990-93	1651	146	141	1336	3274
13. Marcus Wilson	1987-89	2219	320	0	540	3079
14. Barry Word	1982-85	2257	308	0	469	3034
15. Billy McMullen	1999-02	37	2978	0	0	3015

+ includes interception returns for 159 yards

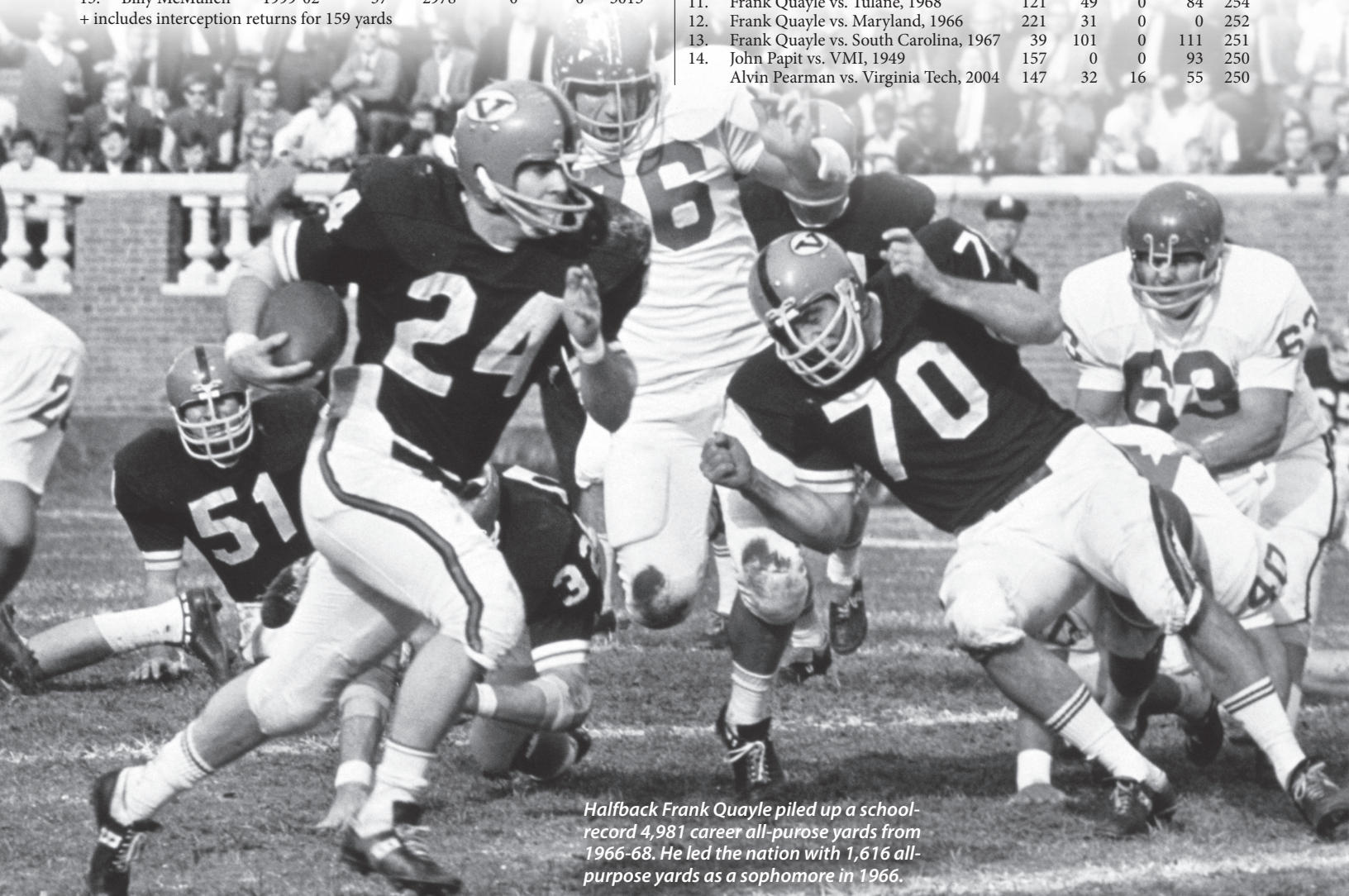
## Season All-Purpose Yards Leaders

Player	Year	G	Rush	Rec.	PR	KOR	Tot.	Avg.
1. Thomas Jones	1999	11	1798	239	17	0	2054	186.7
2. Alvin Pearman	2004	12	1037	402	314	195	1938	161.5
3. Tiki Barber	1995	12	1397	216	272	21	1906	158.8
4. Frank Quayle	1968	10	1213	426	0	230	1869	186.9
5. Tiki Barber	1996	11	1360	258	241	0	1859	169.0
6. Bill Dudley	1941	9	968	60	481	89	+1674	186.0
7. Wali Lundy	2002	14	826	435	0	409	1670	119.3
8. Frank Quayle	1966	10	727	420	30	439	1616	161.6
9. John Papit	1949	10	1214	0	0	397	1611	161.1
10. Marcus Wilson	1989	12	1098	161	0	284	1543	128.6
11. Thomas Jones	1998	11	1303	179	13	27	1522	138.4
12. Frank Quayle	1967	10	755	299	20	422	1496	149.6
13. Perry Jones*	2011	13	915	506	47	0	1468	112.9
14. Chris Warren	1986	11	380	162	136	768	1446	131.5
15. Barry Word	1985	10	1224	76	0	76	1376	137.6

+ includes interception returns for 76 yards

## Single-Game All-Purpose Yards Leaders

Player	Rush	Rec.	PR	KOR	Tot.
1. Thomas Jones vs. Buffalo, 1999	221	110	0	0	331
2. Bill Dudley vs. North Carolina, 1941	215	0	59	51	325
3. Tiki Barber vs. Florida State, 1995	193	45	73	0	311
4. John Papit vs. George Washington, 1949	203	0	0	81	284
5. Frank Quayle vs. Maryland, 1968	216	45	0	11	272
6. Mikell Simpson* vs. Maryland, 2006	119	152	0	0	271
7. Alvin Pearman vs. Duke, 2004	223	44	0	0	267
8. Bill Dudley vs. Lehigh, 1941	167	20	78	0	265
9. Frank Quayle vs. Davidson, 1968	153	85	0	21	259
10. Tiki Barber vs. Duke, 1995	185	27	43	0	255
11. Frank Quayle vs. Tulane, 1968	121	49	0	84	254
12. Frank Quayle vs. Maryland, 1966	221	31	0	0	252
13. Frank Quayle vs. South Carolina, 1967	39	101	0	111	251
14. John Papit vs. VMI, 1949	157	0	0	93	250
Alvin Pearman vs. Virginia Tech, 2004	147	32	16	55	250



Halfback Frank Quayle piled up a school-record 4,981 career all-purpose yards from 1966-68. He led the nation with 1,616 all-purpose yards as a sophomore in 1966.

## Annual All-Purpose Yards Leaders

Year	Player	Rush	Rec.	Int.	PR	KOR	Tot.
1940	Bill Dudley	469	60	83	210	356	1178
1941	Bill Dudley (led nation)	968	60	76	481	89	1674
1942	Eddie Bryant	48	40	40	112	76	391
1944	John Duda	716	19	26	0	28	799
1946	Ray Brown	387	14	43	60	115	619
1947	Bruce Bailey	398	40	0	165	143	746
1948	John Papit	885	8	0	0	146	1039
1949	John Papit (led nation)	1214	0	0	0	397	1611
1950	John Papit	949	62	0	7	108	1126
1951	Bobby Pate	440	64	0	0	145	649
1952	Gerry Furst	699	0	0	0	77	776
1953	Henry Strempek	315	51	18	35	240	659
1954	Herb Hartwell	390	104	0	0	110	604
1955	Jim Bakhtiar	733	55	0	0	151	939
1956	Jim Bakhtiar	879	15	0	0	113	1007
1957	Jim Bakhtiar	822	13	0	0	55	890
1958	Sonny Randle (led ACC)	13	642	32	47	506	1240
1959	Tom Gravins	359	195	0	9	346	909
1960	Fred Shepherd	529	68	0	1	85	683
1961	Bobby Freeman	187	70	0	81	162	500
1962	Terry Sieg	216	281	20	157	131	805
1963	John Pincavage	256	136	93	37	126	648
1964	John Pincavage	177	331	0	64	293	865
1965	John Pincavage (led ACC)	119	566	0	135	344	1164
1966	F. Quayle (led ACC, nation)	727	420	0	30	439	1616
1967	Frank Quayle (led ACC)	755	299	0	20	422	1496
1968	Frank Quayle (led ACC)	1213	426	0	0	230	1869
1969	Gary Helman	851	86	0	0	48	985
1970	Jim Lacey	609	13	0	0	360	982
1971	Kent Merritt	828	73	0	0	351	1252
1972	Kent Merritt	575	28	0	0	227	830
1973	Harrison Davis	5	773	0	0	81	859
1974	Joe Sroba	632	56	0	14	440	1142
1975	David Sloan	848	179	0	56	19	1102
1976	Joe Sroba	1	169	0	0	558	728
1977	Tommy Vigorito	326	65	0	21	504	916
1978	Tommy Vigorito	800	53	0	-14	83	922
1979	Greg Taylor	933	182	0	0	0	1115
1980	Tommy Vigorito	742	239	0	0	0	981
1981	Greg Taylor	102	418	0	44	164	728
1982	Antonio Rice	764	67	0	0	0	831
1983	Howard Petty	835	116	0	0	0	951
1984	Barry Word	603	75	0	0	351	1029
1985	Barry Word (led ACC)	1224	76	0	0	76	1376
1986	Chris Warren	380	162	0	136	768	1446
1987	Marcus Wilson	692	134	0	0	212	1038
1988	Tim Finkelston	0	346	0	177	324	847
1989	Marcus Wilson	1098	161	0	0	284	1543
1990	Terry Kirby	1020	324	0	0	9	1353
1991	Terry Kirby	887	406	0	0	0	1293
1992	Terry Kirby (led ACC)	1130	241	0	0	1	1372
1993	Jerrold Washington	871	72	0	54	253	1250
1994	Tiki Barber	591	126	0	181	118	1016
1995	Tiki Barber (led ACC)	1397	216	0	272	21	1906
1996	Tiki Barber (led ACC)	1360	258	0	241	0	1859
1997	Terrence Wilkins	-2	506	0	94	441	1039
1998	Thomas Jones	1303	179	0	13	27	1522
1999	Thomas Jones (led ACC)	1798	239	0	17	0	2054
2000	Antwoine Womack	1028	81	0	0	97	1206
2001	Alvin Pearman	371	283	0	247	266	1167
2002	Wali Lundy	826	435	0	0	409	1670
2003	Alvin Pearman	643	518	0	38	128	1327
2004	Alvin Pearman (led ACC)	1037	402	0	314	185	1938
2005	Cedric Peerman	237	14	0	0	542	793
2006	Jason Snelling	772	282	0	0	0	1054
2007	Mikell Simpson	570	402	0	0	57	1029
2008	Cedric Peerman	774	193	0	0	108	1075
2009	Rashawn Jackson	461	222	0	0	13	696
2010	Perry Jones	646	224	0	45	191	1106
2011	Perry Jones	915	506	0	47	0	1468
2012	<b>Khalek Shepherd*</b>	<b>122</b>	<b>129</b>	<b>0</b>	<b>89</b>	<b>929</b>	<b>1269</b>

\* indicates active player

*Tailback Thomas Jones set an ACC record with 2,054 all-purpose yards in 1999. He also broke Bill Dudley's 58-year-old school record for most all-purpose yards in a game that season with 331 yards against Buffalo in his final home game.*

# PUNTING RECORDS

## Punts

**Career**—276, Russ Henderson, 1975-78

**Season**—85, Russ Henderson, 1977

**Game**—14, Billy Maxwell vs. South Carolina, 1972

## Yardage

**Career**—11,951, Russ Henderson, 1975-78

**Season**—3,615, Russ Henderson, 1977

**Game**—464, Ryan Weigand vs. Wyoming, 2007

## Average (min. 5 punts)

**Career**—43.3, Russ Henderson, 1975-78

**Season**—45.9, Russ Henderson, 1976

**Game**—51.6, Ryan Weigand vs. Wyoming, 2007

## Longest Punts (60 yards or more)

80 Sam Maphis, 1923, Virginia Tech  
79 Ray Quillen, 1954, Lehigh  
78 Will Brice, 1994, Georgia Tech  
74 Russ Henderson, 1977, Syracuse  
73 Braxton Hill, 1965, West Virginia  
72 Kevin Ferguson, 1984, Georgia Tech  
72 Ed Garno, 1991, VMI  
71 Hal Trentham, 1970, Duke  
70 Hunter Richards, 1968, Navy  
70 Will Brice, 1994, North Carolina  
70 Mike Abrams, 2000, Brigham Young  
69 Joel Dempsey, 1986, Wake Forest  
68 Whitey Michels, 1948, Virginia Tech  
68 Russ Henderson, 1975, Vanderbilt  
68 Jeff Walker, 1981, Maryland  
68 Donnie Scott, 1998, N.C. State  
67 Will Brice, 1996, N.C. State  
67 Mike Abrams, 2001, Florida State  
66 Russ Henderson, 1976, Lehigh  
66 Jeff Walker, 1982, N.C. State  
66 Joel Dempsey, 1988, Virginia Tech  
66 Donnie Scott, 1998, Maryland  
65 Whitey Michels, 1948, Wash. & Lee  
64 Whitey Michels, 1949, Virginia Tech  
64 Harold Hoak, 1951, The Citadel  
64 Ford Mays, 1979, Clemson  
64 Fred Carter, 1987, North Carolina

64 Will Brice, 1995, Texas  
64 Donnie Scott, 1999, Brigham Young  
63 Russ Henderson, 1975, Maryland  
63 Jeff Walker, 1981, N.C. State  
63 Donnie Scott, 1998, Duke  
62 Russ Henderson, 1978, Virginia Tech  
62 Joel Dempsey, 1988, Clemson  
62 Will Brice, 1993, Duke  
62 Will Brice, 1995, Wake Forest  
62 Will Brice, 1996, Georgia Tech  
61 Russ Henderson, 1977, VMI  
61 Russ Henderson, 1978, Navy (2)  
61 Jeff Walker, 1985, Georgia Tech  
61 Will Brice, 1994, Duke  
61 Donnie Scott, 1998, Clemson  
61 Donnie Scott, 1998, Florida State  
61 Donnie Scott, 1999, N.C. State  
61 Mike Abrams, 2000, Florida State  
61 Ryan Weigand, 2007, Wyoming  
60 Jim Gillette, 1939, Hampden-Sydney  
60 Whitey Michels, 1949, Pennsylvania  
60 Henry Massie, 1963, North Carolina  
60 Hunter Richards, 1968, Navy  
60 Russ Henderson, 1975, Virginia Tech  
60 Russ Henderson, 1976, Washington  
60 Russ Henderson, 1976, VMI  
60 Russ Henderson, 1978, North Carolina  
60 Ford Mays, 1980, Virginia Tech  
60 Will Brice, 1994, North Carolina  
60 Will Brice, 1996, Florida State

## Annual Punting Leaders

Year	Player	No.	Yds	Avg.	Blkd
1940	Bill Dudley	73	2540	34.8	0
1941	Bill Dudley	61	2185	35.8	2
1942	Tabb Gillette	54	1965	36.4	3
1944	Lucien Burnett	43	1452	33.8	4
1946	George Grimes	23	735	32.0	3
1947	George Grimes	50	2039	40.8	0
1948	Whitey Michels	41	1541	37.6	0
1949	Whitey Michels	42	1656	39.4	0
1950	Harold Hoak	45	1808	40.2	0
1951	Harold Hoak	43	1569	36.5	0
1952	Harold Hoak	57	2228	39.1	0
1953	Ray Quillen	24	865	36.0	0
1954	Henry Strempek	38	1388	36.5	1
1955	Wilson Tinsley	31	1140	36.8	0
1956	Alvin Cash	27	980	36.3	0
1957	Nelson Yarbrough	18	642	35.7	0
1958	Alvin Cash	15	520	34.7	0
1959	Joe Board	37	1346	36.4	0
1960	Wayne Ballard	19	599	31.5	0
1961	Tom Griggs	62	2075	33.5	0
1962	Tom Griggs	52	1892	36.4	1
1963	Tom Shuman	60	2210	36.8	1
1964	Tom Shuman	43	1491	34.7	1
1965	Braxton Hill	47	1763	37.5	0
1966	Paul Reeve	30	1055	35.2	0
1967	Braxton Hill	48	1766	36.8	0
1968	Hunter Richards	55	2019	36.7	2
1969	Hal Trentham	60	2174	36.2	0
1970	Hal Trentham	69	2671	38.7	1
1971	Billy Maxwell	71	2617	36.9	0
1972	Billy Maxwell	72	2526	35.1	0
1973	Billy Maxwell	50	1888	37.8	0
1974	Joe Jenkins	59	2157	36.6	0
1975	Russ Henderson	50	2108	42.2	0
1976	Russ Henderson	69	3168	45.9	0
1977	Russ Henderson (led ACC)	85	3615	42.5	0
1978	Russ Henderson (led ACC)	72	3060	42.5	0
1979	Ford Mays	64	2380	37.2	0
1980	Ford Mays	55	2187	39.8	0
1981	Jeff Walker	76	2920	38.4	0
1982	Jeff Walker	74	3020	40.8	0
1983	Jeff Walker	61	2404	39.4	0
1984	Kevin Ferguson	62	2443	39.4	0
1985	Jeff Walker	62	2467	39.8	0
1986	Joel Dempsey	60	2281	38.0	0
1987	Fred Carter	28	1070	38.2	0
1988	Joel Dempsey	46	1699	36.9	0
1989	Myron Martin	25	936	37.4	0
1990	Ed Garno	39	1662	42.6	0
1991	Ed Garno (led ACC)	47	1975	42.0	0
1992	Patrick Harkleroad	37	1395	37.7	0
1993	Will Brice	48	2025	42.2	0
1994	Will Brice	55	2230	40.5	0
1995	Will Brice	73	3007	41.2	0
1996	Will Brice	52	2323	44.7	0
1997	Frank Rotella	60	2398	40.0	1
1998	Donnie Scott	58	2473	42.6	0
1999	Donnie Scott	55	2233	40.6	0
2000	Mike Abrams	65	2768	42.6	0
2001	Mike Abrams	62	2616	42.2	0
2002	Tom Hagan	62	2273	36.7	0
2003	Tom Hagan	63	2193	34.8	0
2004	Sean Johnson	32	1131	35.3	0
2005	Chris Gould	53	2122	40.0	0
2006	Chris Gould	56	2148	38.4	0
2007	Ryan Weigand (led ACC)	52	2352	45.2	0
2008	Jimmy Howell	64	2494	39.0	0
2009	Jimmy Howell	66	2647	40.1	0
2010	Jimmy Howell	49	2066	42.2	0
2011	Jimmy Howell	62	2442	39.4	3
2012	Alec Vozenilek*	66	2677	40.6	0

\* indicates active player

*Ryan Weigand was the ACC's leading punter in 2007.*

# INTERCEPTIONS

## Most Interceptions

**Career**—17, Keith McMeans, 1987-90

**Season**—9, Keith McMeans, 1987

**Game**—3, Eddie Bryant vs. Maryland, 1940; Reece Whitley vs. North Carolina, 1957; Pete Schmidt vs. Davidson, 1968; Mike Pettine vs. NC State, 1986; Keith McMeans vs. NC State, 1987; Anthony Poindexter vs. NC State, 1996; Rodney McLeod vs. Maryland, 2011

## Most Int. Returned for TDs

**Career**—4, Randy Neal, 1991-94

**Season**—2, Randy Neal, 1992 and 1994

**Game**—2, Randy Neal vs. Virginia Tech, 1992

## Interception Return Yardage

**Career**—296, Pat Chester, 1978-82

**Season**—133, Almondo Curry, 2003

**Game**—97, Pat Chester vs. James Madison, 1979

## Longest Interception Returns

95	Ted Rzempoluch, Maryland, 1961
95	Antwan Harris, North Carolina, 1996
79+	Bill Sinclair, Tulane, 1950
77	Randy Neal, Georgia Tech, 1994
70+	John Duda, Richmond, 1946
69+	Greg McClellan, Duke, 1991
65+	Chase Minnifield*, Richmond, 2010
64+	John Pincavage, William & Mary, 1963
64	Bob McGrail, Army, 1971
63+	Tony Blount, North Carolina, 1976
62	Bob Rannigan, Navy, 1968
62+	Pat Chester, James Madison, 1979
60	Lawrence Bauman, Richmond, 1947
60	Vic Hall, Richmond, 2008

+ Non-scoring play

## Career Interception Leaders

	Player	Years	Int.	Yds.	Avg.	TD
1.	Keith McMeans	1987-90	17	88	5.2	0
2.	Pat Chester	1978-82	16	296	18.5	0
3.	Ronde Barber	1994-96	15	112	7.5	0
	Marcus Hamilton	2002-06	15	127	8.5	0
5.	Kevin Cook	1986-89	14	80	5.7	1
6.	Chase Minnifield	2008-11	13	164	12.6	1
7.	Bryan Shumock	1977-80	12	209	17.4	1
	Joe Crocker	1992-95	12	76	6.3	1
	Anthony Poindexter	1995-98	12	141	11.8	0
10.	Pete Schmidt	1967-69	11	50	4.5	0
	Andy Minton	1968-70	11	140	12.7	1
	Derrick Glasper	1975-78	11	119	10.8	0
	Jason Wallace	1987-90	11	72	6.5	1
	Keith Lyle	1990-93	11	142	12.9	0
	Shernard Newby	1999-02	11	40	3.6	0
16.	Bill Dudley	1939-41	10	159	15.9	1
	Bill King	1950-52	10	114	11.4	1
	George Stetter	1964-66	10	161	16.1	0
	Steve Sroba	1971-73	10	56	5.6	0
	Percy Ellsworth	1992-95	10	32	3.2	0
	Paul London	1992-95	10	20	2.0	0

*Keith McMeans finished his Cavalier career in 1990 with a school-record 17 interceptions. He led the nation in 1987 with nine.*

Marcus Hamilton led the Cavaliers in interceptions three times in his career and he topped the ACC with six in 2005.

### Annual Interception Leaders

Year	Player	Int.	Yds.	Avg.	TD	Year	Player	Int.	Yds.	Avg.	TD
1940	Bill Dudley	6	83	13.8	1	1976	Tony Blount	3	96	32.0	0
1941	John Neff	5	54	10.8	0	1977	Derrjek Glasper (led ACC)	5	104	20.8	0
	Bill Suhling	5	45	9.0	0	1978	Bryan Shumock	4	41	10.3	0
1942	Ed Kreich	4	70	17.5	0	1979	Pat Chester	5	103	20.6	0
	Tabb Gillette	4	40	10.0	0	1980	Bryan Shumock (led ACC)	5	56	11.2	0
1944	Lucien Burnett	4	57	14.3	0	1981	Keith Lee	3	26	8.7	0
1946	Ray Brown	2	43	21.5	0	1982	Pat Chester	6	125	20.8	0
1947	Whitey Michels	3	0	0.0	0	1983	Bart Farinholt	4	55	13.8	0
1948	Steve Osisek	3	45	15.0	0	1984	Ray Daly (led ACC)	6	55	9.2	0
	Whitey Michels	3	3	1.0	0	1985	Scott Lageman	2	20	10.0	0
1949	Steve Osisek	3	60	20.0	0		Kevin Gould	2	5	2.5	0
	Gene Schroeder	3	24	8.0	0	1986	Mike Pettine	5	36	7.2	0
1950	Tom Berry	2	36	18.0	0	1987	Keith McMeans (led nation, ACC)	9	35	3.9	0
	Jimmy Lesane	2	17	8.5	0	1988	Keith McMeans (led ACC)	5	49	9.8	0
	Norman Scott	2	5	2.5	0	1989	Jason Wallace	5	44	8.8	0
1951	Jimmy Lesane	4	71	17.8	1	1990	Keith McMeans	3	4	1.3	0
1952	Bill King	6	83	13.8	0		Jason Wallace	3	8	2.7	0
1953	John Polzer	2	29	14.5	0	1991	Keith Lyle	2	68	34.0	0
	Henry Strempek	2	18	9.0	0		Carl Smith	2	19	9.5	0
1954	Rives Bailey	4	56	14.0	0	1992	Keith Lyle	4	31	7.8	0
1955	Rives Bailey	2	7	3.5	0	1993	Keith Lyle	5	43	8.6	0
	Herb Hartwell	2	3	1.5	0	1994	Ronde Barber (led ACC)	8	56	7.0	0
1956	Alan Reynolds	2	38	19.0	0	1995	Percy Ellsworth	6	21	3.5	0
	Jim Keyser	2	22	11.0	0		Paul London	6	20	3.3	0
1957	Reece Whitley (led ACC)	5	81	16.2	0	1996	Stephen Phelan	4	21	5.3	0
1958	Sonny Randle	2	32	16.0	0		Anthony Poindexter	4	58	14.5	0
1959	Eight players tied with one					1997	Anthony Poindexter	4	55	13.8	0
1960	Carl Kuhn	4	39	9.8	0	1998	Adrian Burnim	4	36	9.0	0
1961	Stan Fischer	4	44	11.0	0	1999	Jerton Evans	4	1	0.2	0
1962	Gary Cuzzo	4	36	9.0	0	2000	Ahmad Hawkins	4	31	7.8	0
	Bobby Freeman	4	18	4.5	0	2001	Shernard Newby	5	39	7.8	0
1963	Tom Krebs (led ACC)	4	20	5.0	0	2002	Shernard Newby	3	1	0.3	0
1964	Jim Donley	2	26	13.0	0	2003	Almondo Curry (led ACC)	6	133	22.2	1
1965	George Stetter	4	99	24.8	0	2004	Marcus Hamilton	4	-2	-0.5	0
1966	George Stetter	5	40	8.0	0	2005	Marcus Hamilton (led ACC)	6	28	4.7	0
1967	Pete Schmidt	3	30	10.0	0	2006	Marcus Hamilton	5	101	20.2	0
1968	Pete Schmidt	6	5	0.8	0	2007	Jeffrey Fitzgerald	2	25	12.5	1
1969	Andy Minton	4	13	3.3	0		Ras-I Dowling	2	17	8.5	0
1970	Andy Minton	3	82	27.3	1		Jon Copper	2	7	3.5	0
	Russ Bauda	3	24	8.0	0	2008	Ras-I Dowling	3	0	0.0	0
1971	Steve Sroba	3	0	0.0	0	2009	Chris Cook	4	66	16.5	1
1972	Doug Jones	3	32	10.6	0	2010	Chase Minnifield	6	80	13.3	0
	Steve Sroba	3	31	10.3	0	2011	Rodney McLeod	4	15	3.8	0
1973	Steve Sroba	4	25	6.3	0	2012	Maurice Canady*	2	39	19.5	0
1974	Eric Dahlgren	4	28	7.0	0						
1975	Butch Powers	3	15	5.0	0						

\* indicates active player

# DEFENSIVE RECORDS

## Most Tackles

**Career**—435, Jamie Sharper, 1993-96

**Season**—155, Angelo Crowell, 2002

**Game**—24, Stuart Anderson vs. NC State, 1979

## Most Solo Tackles

**Career**—295, Jamie Sharper, 1993-96

**Season**—98, Randy Neal, 1993

**Game**—16, Phil Thomas vs. North Carolina, 1987; Randy Neal vs. Clemson, 1993

## Most Assisted Tackles

**Career**—224, Stuart Anderson, 1978-81

**Season**—94, Keith Lee, 1981

**Game**—14, Anthony Poindexter vs. Virginia Tech, 1996

## Fumbles Recovered

**Career**—7, Anthony Poindexter, 1995-98

**Season**—4, Jamie Sharper, 1996

**Game**—2, Bryan Shumock vs. Richmond, 1979; Scott Matheson vs. VMI, 1985; Phil Thomas vs. Georgia Tech, 1988; Mike Frederick vs. NC State, 1993; Anthony Poindexter vs. Georgia Tech, 1997; Anthony Poindexter vs. Duke, 1998; Jermaine Hardy vs. South Carolina, 2002

## Fumbles Caused

**Career**—11, Stuart Anderson, 1978-81

**Season**—5, Stuart Anderson, 1979; Tony Blount, 1979; Merrill Robertson, 2002; Vic Hall, 2008

**Game**—2, Tom Kilgannon vs. Navy, 1984; Rayotis Perkins vs. So. Carolina, 1986; Ron Carey vs. Georgia Tech, 1988; Tyrone Lewis vs. North Carolina, 1988; Patrick Kerney vs. Clemson, 1997; Wale Elegbe vs. Georgia Tech, 1997; Ljubomir Stamenich vs. NC State, 1999; Merrill Robertson vs. Penn State, 2002


## Career Tackle Leaders

	Name, Position	Years	Tackles	Solos	Assists
1.	Jamie Sharper, LB	1993-96	435	295	140
2.	Charles McDaniel, LB	1982-85	432	216	216
3.	Angelo Crowell, LB	1999-02	420	256	164
4.	Byron Thweatt, LB	1997-00	387	246	141
5.	James Farrior, LB	1993-96	381	252	129
6.	Steve Greer, LB	2009-12	376	155	221
7.	Russ Swan, LB	1982-85	373	181	192
8.	Randy Neal, LB	1991-94	367	248	119
9.	Stuart Anderson, DL/LB	1978-81	354	130	224
10.	Wali Rainer, LB	1995-98	347	201	146
11.	Anthony Poindexter, S	1995-98	342	167	175
12.	P.J. Killian, LB	1990-93	316	219	97
13.	Phil Thomas, LB	1986-89	306	210	96
14.	Ray Savage, LB/DE	1986-89	302	159	143
15.	Jon Copper, LB	2005-08	301	157	144

## Season Tackle Leaders

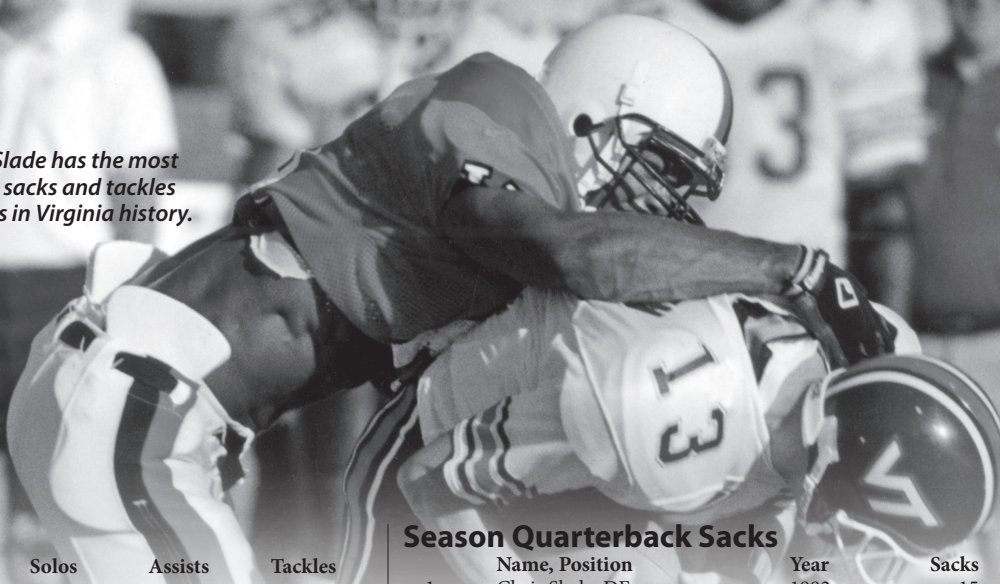
	Name, Position	Year	Tackles	Solos	Assists
1.	Angelo Crowell, LB	2002	155	92	63
2.	Angelo Crowell, LB	2001	144	87	57
3.	Randy Neal, LB	1993	139	98	41
4.	Wali Rainer, LB	1998	134	82	52
5.	Charles McDaniel, LB	1983	130	73	57
6.	Yubrenal Isabelle, LB	2000	128	66	62
7.	Keith Lee, LB	1981	127	33	94
8.	Russ Swan, LB	1985	125	58	67
	Byron Thweatt, LB	2000	125	80	45
10.	Jamie Sharper, LB	1996	123	77	46
11.	James Farrior, LB	1995	122	72	50
	Merrill Robertson, LB	2002	122	74	48
	Steve Greer, LB	2012	122	74	48
14.	Jamie Sharper, LB	1994	118	83	35
	Wali Rainer, LB	1997	118	66	52

*Jamie Sharper holds the Cavalier record for the most career tackles and solo tackles.*





*Chris Slade has the most career sacks and tackles for loss in Virginia history.*



## Annual Tackle Leaders

Year	Name, Position	Solos	Assists	Tackles
1978	Ken Newsome, LB	12	68	80
1979	Stuart Anderson, DL	26	55	81
1980	Stuart Anderson, DL	36	62	98
1981	Keith Lee, LB	33	94	127
1982	Charles McDaniel, LB	57	52	109
1983	Charles McDaniel, LB	73	57	130
1984	Charles McDaniel, LB	47	54	101
1985	Russ Swan, LB	58	67	125
1986	Sean Scott, DE	40	48	88
1987	Jeff Lageman, LB	63	26	89
1988	Jeff Lageman, LB	74	43	117
1989	Phil Thomas, LB	80	24	104
1990	P.J. Killian, LB	53	34	87
1991	Chris Slade, DE	30	69	99
1992	P.J. Killian, LB	67	32	99
1993	Randy Neal, LB	98	41	139
1994	Jamie Sharper, LB	83	35	118
1995	James Farrior, LB	72	50	122
1996	Jamie Sharper, LB	77	46	123
1997	Wali Rainer, LB	66	52	118
1998	Wali Rainer, LB	82	52	134
1999	Shannon Taylor, LB	57	24	81
2000	Yubrenal Isabelle, LB	66	62	128
2001	Angelo Crowell, LB	87	57	144
2002	Angelo Crowell, LB	92	63	155
2003	Ahmad Brooks, LB	68	49	117
2004	Ahmad Brooks, LB	39	51	90
2005	Kai Parham, LB	57	46	103
2006	Jon Copper, LB	39	42	81
2007	Jon Copper, LB	56	53	109
2008	Jon Copper, LB	57	44	101
2009	Steve Greer, LB	49	43	92
2010	La'Roy Reynolds, LB	24	42	66
2011	Steve Greer, LB	43	60	103
2012	Steve Greer, LB	45	77	122

## Career Quarterback Sacks

	Name, Position	Years	Sacks
1.	Chris Slade, DE	1989-92	40
2.	Clint Sintim, LB	2005-07	29
3.	Darryl Blackstock, LB	2002-04	27
4.	Mike Frederick, DE	1991-94	26
5.	Patrick Kerney, DE	1995-98	24
6.	Stuart Anderson, DL/LB	1978-81	23
	Duane Ashman, DE	1993-96	23
8.	Chris Long, DE	2004-07	22
9.	Sean Scott, DE	1984-87	21
10.	Ron Mattes, DT	1981-84	18
11.	Wali Rainer, LB	1995-98	16
12.	Tom Kilgannon, DT	1981-84	15
	Jon Harris, DE	1993-96	15
14.	Jamie Sharper, LB	1993-96	14
15.	Todd White, DT	1993-96	13
	Ljubomir Stamenich, DE	1998-01	13
	Ahmad Brooks, LB	2003-05	13
	Jeffrey Fitzgerald, DE	2006-07	13

## Season Quarterback Sacks

	Name, Position	Year	Sacks
1.	Chris Slade, DE	1992	15
	Patrick Kerney, DE	1998	15
3.	Chris Slade, DE	1991	14
	Chris Long, DE	2007	14
5.	Clint Sintim, LB	2008	13
6.	Mike Frederick, DE	1993	11
	Darryl Blackstock, LB	2004	11
8.	Darryl Blackstock, LB	2002	10
9.	Ron Mattes, DT	1984	9
	Matt Quigley, DT/NG	1991	9
	Wali Rainer, LB	1997	9
	Kai Parham, LB	2005	9
	Clint Sintim, LB	2007	9
14.	Stuart Anderson, DE	1981	8
	Tom Kilgannon, DT	1984	8
	Sean Scott, DE	1985	8
	Jon Harris, DE	1995	8
	Duane Ashman, DE	1996	8
	James Farrior, LB	1996	8
	Patrick Kerney, DE	1997	8
	Ahmad Brooks, LB	2004	8

## Career Tackles for Loss

	Name, Position	Year	TFL
1.	Chris Slade, DE	1989-92	56
2.	Mike Frederick, DE	1991-94	50
3.	Chris Long, DE	2004-07	43
4.	Clint Sintim, LB	2005-08	43
5.	Stuart Anderson, DL/LB	1978-81	42
6.	Darryl Blackstock, LB	2002-04	41.5
7.	Jamie Sharper, LB	1993-96	41
8.	Sean Scott, DE	1984-87	37
	Duane Ashman, DE	1993-96	37
10.	Kai Parham, LB	2003-05	32.5
	Cam Johnson, DE/LB	2008-11	32.5
12.	Patrick Kerney, DE	1995-98	32
	Wali Rainer, LB	1995-98	32
14.	Brennan Schmidt, DE	2002-05	28.5
15.	Mark Krichbaum, DT	1991-94	28

## Season Tackles for Loss

	Name, Position	Year	TFL
1.	Chris Slade, DE	1991	21
	Mike Frederick, DE	1993	21
	Patrick Kerney, DE	1998	21
4.	Chris Slade, DE	1992	20
5.	Chris Long, DE	2007	19
6.	Jamie Sharper, LB	1996	17
7.	Matt Quigley, DT	1991	15
	Mike Frederick, DE	1994	15
	Wali Rainer, LB	1997	15
	Shannon Taylor, LB	1999	15
12.	Darryl Blackstock, LB	2003	14.5
	Kai Parham, LB	2005	14.5
	Cam Johnson, DE	2010	14.5
15.	Stuart Anderson, DE	1981	14
	Jamie Sharper, LB	1994	14
	Duane Ashman, DE	1996	14
	Darryl Blackstock, LB	2002	14

# TEAM RECORDS

## First Downs—Total

Most Game—36 vs. Davidson, 1968;  
vs. William & Mary, 1990  
Most Season—274, 2002  
Fewest Game—3, vs. Pittsburgh, 1953  
Fewest Season—81, 1953

## First Downs—Rushing

Most Game—25 vs. Davidson, 1968  
Most Season—151, 2004  
Fewest Game—0 vs. Navy, 1942;  
vs. Maryland, 1980  
Fewest Season—53, 1953

## First Downs—Passing

Most Game—19 vs. Georgia Tech, 2002  
Most Season—149, 2011  
Fewest Game—0, many times  
Fewest Season—11, 1944

## Rushing—Attempts

Most Game—72 vs. VMI, 1961  
Most Season—593, 1985  
Fewest Game—7 vs. North Carolina, 1943  
Fewest Season—274, 1942

## Rushing—Yards

Most Game—514 vs. Hampden-Sydney, 1946  
Most Season—2914, 2004  
Fewest Game—(-17) vs. Maryland, 1980  
Fewest Season—576, 1942

## Passing—Attempts

Most Game—59 vs. Georgia Tech, 2002  
Most Season—466, 2003  
Fewest Game—0, many times  
Fewest Season—77, 1944

## Passing—Completions

Most Game—42 vs. Miami (Fla.), 2012  
Most Season—316, 2003  
Fewest Game—0, many times  
Fewest Season—30, 1944

## Passing—Interceptions

Most Game—6 vs. Pennsylvania, 1946; vs.  
Richmond, 1946; vs. Maryland, 1958  
Most Season—34, 1972  
Fewest Game—0, many times  
Fewest Season—2, 1991

## Passing—Yards

Most Game—480 vs. Louisiana Tech, 2012  
Most Season—3324, 2003  
Fewest Game—(-1) vs. Michigan, 1971  
Fewest Season—398, 1944

## Passing—Touchdowns

Most Game—6 vs. Ohio, 1993; Buffalo, 1999  
Most Season—32, 2002  
Fewest Game—0, many times  
Fewest Season—2, 1956, 1963, 1969

## Total Offense—Plays

Most Game—98 vs. South Carolina, 1968  
Most Season—939, 2011  
Fewest Game—31 vs. Clemson, 1955  
Fewest Season—371, 1942

## Total Offense—Yards

Most Game—691 vs. Davidson, 1968  
Most Season—5516, 1990  
Fewest Game—41 vs. Clemson, 1963  
Fewest Season—1540, 1953

## Interceptions By—Number

Most Game—5, nine times  
(most recent: vs. Miami (Fla.), 2010)  
Most Season—27, 1994  
Fewest Game—0, many times  
Fewest Season—6, 1955, 1965, 1975

## All-Time Attendance Highs

### Top-10 Home Crowds

Date	Attendance	Opponent	Result
Aug. 30, 2008	64,947	Southern California	USC won, 52-7
Nov. 13, 2004	63,701	Miami	Miami won, 31-21
Nov. 19, 2005	63,344	Virginia Tech	Va. Tech won, 52-14
Oct. 15, 2005	63,106	Florida State	UVa won, 26-21
Nov. 6, 2004	63,072	Maryland	UVa won, 16-0
Oct. 18, 2003	62,875	Florida State	FSU won, 19-14
Sept. 11, 2004	62,790	North Carolina	UVa won, 56-24
Oct. 7, 2004	61,833	Clemson	UVa won, 30-10
Aug. 30, 2003	61,737	Duke	UVa won, 27-0
Nov. 24, 2007	61,711	Virginia Tech	Va. Tech won, 33-21

### Top-10 Away Crowds

Date	Attendance	Opponent	Result
Nov. 9, 2002	108,698	Penn State	Penn State won, 35-14
Aug. 26, 1995	101,444	Michigan	Michigan won, 18-17
Nov. 1, 1980	94,333	Tennessee	UVa won, 16-13
Sept. 9, 1989	85,956	Penn State	UVa won, 14-6
Oct. 16, 2004	84,155	Florida State	Florida State won, 36-3
Oct. 12, 1991	83,000	Clemson	Tie, 20-20
Nov. 4, 2006	82,804	Florida State	Florida State won, 33-0
Oct. 7, 1989	82,000	Clemson	Clemson won, 34-20
Sept. 18, 1971	81,391	Michigan	Michigan won, 56-0
Sept. 11, 2010	81,375	Southern California	USC won, 17-14

## Interceptions By—Yards

Most Game—128 vs. Maryland, 1961  
Most Season—423, 1979  
Fewest Game—0, many times  
Fewest Season—28, 1955

## Punting—Number

Most Game—15 vs. South Carolina, 1972  
Most Season—85, 1942, 1977  
Fewest Game—0, several times  
Fewest Season—40, 1960, 1990

## Punting—Average

Highest Game (min. 5)—51.4 vs. Wyoming, 2007  
Highest Season—45.9, 1976  
Lowest Game—0, several times  
Lowest Season—30.6, 1955

## Punt Returns—Number

Most Game—11 vs. VMI, 1942; vs. Richmond, 1944  
Most Season—59, 1941  
Fewest Game—0, many times  
Fewest Season—12, 1959

## Punt Returns—Yards

Most Game—195 vs. Lehigh, 1940  
Most Season—859, 1941  
Fewest Game—0, many times  
Fewest Season—72, 1959

## Kickoff Returns—Number

Most Game—10 vs. Maryland, 1975  
Most Season—61, 1959  
Fewest Game—0, many times  
Fewest Season—11, 1941

## Kickoff Returns—Yards

Most Game—228 vs. Wash. & Lee, 1951  
Most Season—1138, 2011  
Fewest Game—0, many times  
Fewest Season—191, 1941

## Scoring—Points

Most Game—136 vs. Randolph Macon, 1890  
(modern record: 71 vs. Hampden-Sydney, 1946)  
Most Season—442, 1990  
Fewest Game—0, many times  
Fewest Season—39, 1935

## Scoring—Touchdowns

Most Game—31\* vs. Randolph Macon, 1890  
(modern record: 11 vs. Hampden-Sydney, 1946)  
Most Season—56, 1990  
Fewest Game—0, many times  
Fewest Season—6, 1935, 1977  
\*in 1890 TDs counted 4 points

## Scoring—PAT (kick)

Most Game—12 vs. Johns Hopkins, 1894  
(modern record: 9 vs. James Madison, 1979)  
Most Season—51, 1990  
Fewest Game—0, many times  
Fewest Season—3, 1935, 1953, 1959

## Scoring—Field Goals

Most Game—5 vs. Virginia Tech, 1994; Georgia  
Tech, 2003; North Carolina, 2007  
Most Season—23, 2003  
Fewest Game—0, many times  
Fewest Season—0, many times

## Scoring—Field Goals Attempted

Most Game—6 vs. North Carolina, 1998  
Most Season—29, 1996  
Fewest Game—0, many times  
Fewest Season—0, many times

## Fumbles—Number

Most Game—11 vs. VMI, 1950  
Most Season—41, 1947  
Fewest Game—0, many times  
Fewest Season—13, 1985, 2004

## Fumbles—Lost

Most Game—7 vs. West Virginia, 1949  
Most Season—23, 1946  
Fewest Game—0, many times  
Fewest Season—5, 2004, 2005

## Giveaways

Most Game—9 vs. Richmond, 1946  
(6 int., 3 fum.); vs. South Carolina, 1952 (3 int.,  
6 fum.)  
Most Season—47, 1972 (34 int., 13 fum.)  
Fewest Game—0, many times  
Fewest Season—10, 2004 (5 int., 5 fum.)

## Takeaways

Most Game—9 vs. Virginia Tech, 1952  
(3 int., 6 fum.); vs. Virginia Tech, 1957  
(5 int., 4 fum.)  
Most Season—42, 1979 (18 int., 24 fum.)  
Fewest Game—0, many times  
Fewest Season—12, 2012 (4 int., 8 fum.)

## Penalties—Number

Most Game—17 vs. Davidson, 1968  
Most Season—98, 2010  
Fewest Game—0 vs. West Virginia, 1973; vs. Navy,  
1974; vs. Georgia Tech, 1984; vs. Clemson,  
1991; Maryland, 2004  
Fewest Season—26, 1940

## Penalties—Yards

Most Game—231 vs. Davidson, 1968  
Most Season—880, 2010  
Fewest Game—0 vs. West Virginia, 1973; vs. Navy,  
1974; vs. Georgia Tech, 1984; vs. Clemson, 1991;  
Maryland, 2004  
Fewest Season—258, 1940

## Miscellaneous Team Records

### Won-Lost Record—Home and Away

	Won	Lost	Tied	Pct.
Home	405	206	23	.659
Away	155	294	21	.352
Neutral	72	61	4	.540
Total	632	561	48	.529

## 123 Seasons:

70 Winning Seasons  
8 .500 Seasons  
45 Losing Seasons

## Consecutive Wins

10 (1914-15, 1951-52)

## Consecutive Wins in a Season

7 (1914, 1945, 1949, 1990, 2007)

## Consecutive Games without a Loss in a Season

9 (1984)

## Consecutive Wins at Home

24 Virginia Tech (Nov. 11, 1899) to NC State  
(Oct. 1904). Navy ended the streak  
Nov. 1904 (5-0).

## Consecutive Wins at Home Since 1937

12 George Washington (Sept. 23, 1950) to  
George Washington (Oct. 11, 1952). Duke  
ended streak Oct. 25, 1952. NC State (Nov.  
5, 1988) to NC State (Oct. 13, 1990).  
Georgia Tech ended streak Nov. 3, 1990.

## Consecutive Games Undefeated at Home

28 (1 tie)—Richmond (Oct. 2, 1894) to  
Vanderbilt (Nov. 12, 1898). Navy ended  
streak Nov. 1898 (6-0).

## Consecutive Shutouts

10 Randolph-Macon (Sept. 1908) to  
St. John's (Oct. 1909)  
8 Navy (Oct. 23, 1909) to VMI (Oct. 1910)

## Consecutive Shutouts in a Season

6 (1902, 1908)

## Consecutive Games Scoring

195 VMI (9/15/84) to North Carolina  
(10/28/2000)

## Consecutive Games with an Interception

39# Nov. 6, 1993 through Nov. 29, 1996  
#NCAA Record

## Most Points Scored in a Season

442 points	1990	11 games*
414 points	1894	10 games
402 points	2002	14 games
364 points	2003	13 games
363 points	2004	12 games
353 points	1914	9 games
350 points	1994	11 games*
	1989	12 games*
344 points	1995	12 games*
341 points	1992	11 games

\* bowl game not included

## Most Points Scored in an ACC Game (Win) Total

84 UVa 44 vs. North Carolina 40 (1973)

## Most Points Scored in an ACC Game (Loss) Total

103 UVa 48 vs. Duke 55 (2010)

## Fewest Points Allowed in a Season

9 points	1908	8 games
11 points	1909	8 games
31 points	1925	9 games
42 points	1941	9 games

## Biggest ACC Win Margin

UVa 59 Duke 0 (1990)

## Biggest ACC Loss Margin

UVa 0 Clemson 55 (1984)

## Biggest Win Margin

UVa 136 Randolph-Macon 0 (1890)

## Biggest Defeat Margin

UVa 0 Princeton 115 (1890)

## Most Wins in a Season

10 (1989)

## Milestone Wins—History

1	Nov. 20, 1888	Pantops Academy	20-0
100	Nov. 24, 1904	North Carolina	12-11
200	Oct. 11, 1924	Randolph-Macon	26-6
300	Oct. 23, 1948	VMI	26-14
400	Sept. 29, 1973	Duke	7-3
500	Sept. 25, 1993	Duke	35-0
600	Sept. 8, 2007	Duke	24-13

## Milestone Wins—Scott Stadium

1	Sept. 24, 1932	Hampden-Sydney	32-0
50	Oct. 20, 1951	VMI	34-14
100	Sept. 21, 1974	William & Mary	38-28
150	Sept. 28, 1991	Duke	34-3
200	Sept. 21, 2002	Akron	48-29

## Opening Day Record

79-35-9 .679 1888-2012

## Record at Scott Stadium (Oct. 15, 1931-2012)

245-173-12 .584

## Virginia Team Defense - Game

	Fewest	Most
<b>First Downs</b>	0, NC State, 1944	36, East Carolina, 1975
<b>Rushing</b>		
<b>Attempts</b>	15, Duke, 1993	86, Georgia Tech, 1976
<b>Yards</b>	- 45, Wake Forest, 1996	633, East Carolina, 1975
<b>Passing</b>		
<b>Attempts</b>	0, several times	69, Texas Tech, 2007
<b>Completions</b>	0, several times	44, Texas Tech, 2007
<b>Yards</b>	- 2, Vanderbilt, 1952	487, Florida State, 1995
<b>Touchdowns</b>	0, many times	5, South Carolina, 1968 5, Fresno State, 2004
<b>Interceptions</b>		
<b>Intercepted</b>	0, many times	5, nine times
<b>Yards</b>	0, many times	128, Maryland, 1961
<b>Total Defense</b>		
<b>Plays</b>	26, NC State, 1945	102, North Carolina, 1959
<b>Yards</b>	7, Hampden-Sydney, 1944	802, Maryland, 1975
<b>Punting</b>		
<b>Number</b>	0, several times	16, Virginia Tech, 1941
<b>Average</b>	0, several times	51.4, (5) Southern Miss., 2011
<b>Penalties</b>		
<b>Number</b>	0, Hampden-Sydney, 1941 0, Virginia Tech, 1941	16, North Carolina, 1975
<b>Yards</b>	0, teams above	146, Washington, 1977
<b>Fumbles</b>		
<b>Number</b>	0, many times	11, NC State, 1977
<b>Lost</b>	0, many times	6, Virginia Tech, 1952; West Virginia, 1954; Wake Forest, 1966; James Madison, 1979; South Carolina, 2002

# THE LONGEST PLAYS

## The Longest Run From Scrimmage:

by Virginia - 96 yards Mikell Simpson vs. Texas Tech  
Jan. 1, 2008  
by Opponent - 90 yards Joe Bellino (Navy)  
Nov. 12, 1960  
LaMont Jordan (Maryland)  
Nov. 20, 1999

## The Longest Pass Completion:

by Virginia - 97 yards Harry Martin to Bus  
Male to John Leys  
vs. Navy, Oct. 10,  
1935  
by Opponent - 99 yards Dondrial Pinkins  
to Troy Williamson (South Carolina),  
Sept. 6, 2003

## The Longest Kickoff Return:

by Virginia - 100 yards Tavon Mason vs. Georgia  
Tech Nov. 10, 2001  
Marquis Weeks vs. North Carolina  
Oct. 19, 2002  
Marquis Weeks vs. North Carolina  
Sept. 11, 2004  
by Opponent - 100 yards Dick Pawlewicz  
(William & Mary) Sept. 21, 1974  
Freddie Parham  
(Southern Miss.) Sept. 19, 2009  
Stefon Diggs  
(Maryland) Oct. 13, 2012

## The Longest Punt Return:

by Virginia - 95 yards Harry Martin to Bus Male to  
Martin vs. Maryland  
Nov. 2, 1935  
by Opponent - 95 yards Carl Brazell (South Carolina)  
Nov. 26, 1955

## The Longest Interception Return:

by Virginia - 95 yards Ted Rzempoluch  
vs. Maryland, Nov. 25, 1961  
Antwan Harris vs. North Carolina,  
Nov. 16, 1996  
by Opponent - 89 yards Antwon Black  
(North Carolina), Sept. 4, 1999

## The Longest Field Goal:

by Virginia - 56 yards Kenny Stadlin vs. Va. Tech,  
Sept. 29, 1984  
Rafael Garcia vs. Texas, Oct. 21, 1995  
by Opponent - 56 yards Paul Engle (Virginia Tech)  
Oct. 15, 1977

## The Longest Punt:

by Virginia - 80 yards Sam Maphis vs. Virginia Tech  
Nov. 9, 1923  
by Opponent - 77 yards Rodney Williams, (Georgia  
Tech), Oct. 5, 1996

## The Longest Run With Fumble:

by Virginia - 92 yards Art Thomas vs. Penn State  
Dec. 1, 2001  
by Opponent - 93 yards Antwan Edwards (Clemson)  
Sept. 19, 1998

*Marquis Weeks had two 100-yard kick returns in his career, both against North Carolina.*



## Opponents' Individual Records

### Rushing

	No.	Player	School	Year
Most Rushes	40	Cyrus Lawrence	Virginia Tech	1980
Most Yards	328	Derrick Fenner	North Carolina	1986
Fewest Yards	(-) 78	Murphy Sprinkel	VMI	1968
Most Touchdowns	4	six times		

### Passing

	No.	Player	School	Year
Most Attempts	69	Graham Harrell	Texas Tech	2007
Most Completions	44	Graham Harrell	Texas Tech	2007
Most Yards	486	George Godsey	Georgia Tech	2001
Most Touchdowns	5	Tommy Suggs	South Carolina	1968
	5	Paul Pinegar	Fresno State	2004

### Total Offense

	No.	Player	School	Year
Most Total Plays	73	Graham Harrell	Texas Tech	2007
Most Total Yards	477	George Godsey	Georgia Tech	2001
Most Points	26	Wray Carlton	Duke	1957

### Receiving

	No.	Player	School	Year
Most Receptions	16	Greg Jennings	Western Michigan	2005
	16	Quinshad Davis	North Carolina	2012
Most Yards	243	Dez White	Georgia Tech	1998
Most Touchdowns	3	Fred Ziegler	South Carolina	1968
	3	Dez White	Georgia Tech	1998





# ALL-TIME RECORD VS. ALL OPPONENTS

Opponent	First Game	Last Game	Scoring			UVa Opp.	Pct	
			W	L	T			
Akron	2002	2004	2	0	0	99	29	1.000
Apprentice School	1943	1943	0	1	0	6	7	.000
Army	1954	1978	3	5	0	131	167	.375
Auburn	1997	2011	1	2	0	60	71	.333
<b>Ball State</b>	<b>First Meeting</b>							
Baltimore City College	1894	1894	1	0	0	36	0	1.000
Boston College	1963	2010	0	5	0	74	120	.000
<b>Brigham Young</b>	<b>1987</b>	<b>2000</b>	<b>2</b>	<b>1</b>	<b>0</b>	<b>102</b>	<b>94</b>	<b>.667</b>
Bucknell	1905	1906	1	1	0	20	23	.500
Buffalo	1967	1999	2	0	0	85	33	1.000
Carlisle	1900	1910	1	5	1	42	94	.214
Central Michigan	1996	1996	1	0	0	55	21	1.000
Centre	1919	1919	0	1	0	7	49	.000
Chicago	1939	1939	1	0	0	47	0	1.000
The Citadel	1950	1951	2	0	0	73	14	1.000
<b>Clemson</b>	<b>1955</b>	<b>2009</b>	<b>8</b>	<b>37</b>	<b>1</b>	<b>672</b>	<b>1182</b>	<b>.178</b>
Coast Guard	1945	1945	1	0	0	39	0	1.000
Colgate	1970	1970	1	0	0	54	12	1.000
Colorado State	2002	2002	0	1	0	29	35	.000
Columbia	1931	1938	0	4	0	12	103	.000
Connecticut	2007	2008	1	1	0	27	61	.500
Dartmouth	1934	1934	0	1	0	0	27	.000
Davidson	1902	1968	8	0	2	202	26	1.000
Dickinson	1890	1890	1	0	0	12	0	1.000
<b>Duke</b>	<b>1890</b>	<b>2012</b>	<b>33</b>	<b>31</b>	<b>0</b>	<b>1382</b>	<b>1317</b>	<b>.516</b>
East Carolina	1975	2008	1	2	0	66	112	.333
Eastern Michigan	2010	2010	1	0	0	48	21	1.000
Episcopal	1888	1899	2	0	0	49	6	1.000
Florida	1959	1959	0	1	0	10	55	.000
Florida State	1992	2011	3	14	0	236	556	.176
Fort Monroe	1894	1894	1	0	0	102	0	1.000
Franklin & Marshall	1897	1897	1	0	0	38	0	1.000
Fresno State	2004	2004	0	1	0	34	37	.000
Furman	1923	1923	0	1	0	10	13	.000
Gallaudet	1895	1907	7	1	0	161	21	.875
Georgetown	1889	1913	7	7	2	233	113	.500
George Washington	1897	1955	12	2	1	373	92	.833
Georgia	1897	2000	7	9	3	235	278	.438
<b>Georgia Tech</b>	<b>1965</b>	<b>2012</b>	<b>17</b>	<b>17</b>	<b>1</b>	<b>856</b>	<b>884</b>	<b>.500</b>
Hampden-Sydney	1906	1946	17	1	2	532	56	.900
Hampton A.C.	1896	1896	0	0	2	16	16	.500
Harvard	1915	1947	1	8	0	60	269	.111
Idaho	2011	2011	1	0	0	21	20	1.000
Illinois	1989	1999	0	2	0	42	94	.000
Indiana	2009	2011	2	0	0	81	38	1.000
James Madison	1979	1983	2	1	0	107	44	.667
Johns Hopkins	1888	1922	8	1	0	263	45	.889
Kansas	1990	1991	2	0	0	90	29	1.000
Kentucky	1902	1930	2	1	0	18	47	.667
Lafayette	1890	1942	2	1	1	64	31	.625
Lehigh	1889	1976	6	3	0	173	122	.667
Louisiana Tech	2012	2012	0	1	0	38	44	.000
Louisville	1988	1989	1	1	0	44	45	.500
Lynchburg	1926	1926	1	0	0	38	0	1.000
<b>Maryland</b>	<b>1919</b>	<b>2012</b>	<b>32</b>	<b>43</b>	<b>2</b>	<b>1354</b>	<b>1620</b>	<b>.429</b>
Maryland A.C.	1895	1895	1	0	0	20	0	1.000
Maryland Med. Coll.	1898	1899	1	0	1	6	0	.750
<b>Miami (Fla.)</b>	<b>1996</b>	<b>2012</b>	<b>5</b>	<b>5</b>	<b>0</b>	<b>251</b>	<b>250</b>	<b>.500</b>
Miami (Ohio)	1948	1949	1	0	1	35	32	.750
Michigan	1899	1995	0	3	0	17	112	.000
Middle Tennessee	2007	2007	1	0	0	23	21	1.000
Miller School	1895	1896	2	0	0	56	2	1.000

Opponent	First Game	Last Game	Scoring			UVa Opp.	Pct	
			W	L	T			
Minnesota	2005	2005	1	0	0	34	31	1.000
Missouri	1973	1973	0	1	0	7	31	.000
Nashville	1902	1902	1	0	0	27	0	1.000
Navy	1889	1994	11	27	0	495	663	.289
Norfolk Blues	1912	1912	1	0	0	7	0	1.000
<b>North Carolina</b>	<b>1892</b>	<b>2012</b>	<b>54</b>	<b>59</b>	<b>4</b>	<b>1881</b>	<b>2164</b>	<b>.479</b>
North Carolina Pre-Flight	1944	1944	0	0	1	13	13	.500
NC State	1904	2012	22	34	1	1034	1109	.395
Notre Dame	1989	1989	0	1	0	13	36	.000
Oceana N.A.S.	1945	1945	1	0	0	40	0	1.000
Ohio	1993	1993	1	0	0	41	7	1.000
Ohio State	1933	1933	0	1	0	0	75	.000
Oklahoma	1991	1991	0	1	0	14	48	.000
<b>Oregon</b>	<b>First Meeting</b>							
Pantops Academy	1888	1889	2	0	0	64	0	1.000
Pennsylvania	1890	1950	1	15	0	63	512	.063
Penn State	1893	2012	3	5	0	93	179	.375
<b>Pittsburgh</b>	<b>1953</b>	<b>2007</b>	<b>2</b>	<b>3</b>	<b>0</b>	<b>87</b>	<b>112</b>	<b>.400</b>
Princeton	1890	1948	1	9	1	34	349	.136
Princeton J.V.	1891	1891	1	0	0	12	0	1.000
Purdue	1968	1984	1	1	0	33	68	.500
Randolph-Macon	1890	1933	21	0	1	888	21	.977
Richmond	1893	2012	27	2	2	941	119	.903
Richmond Air Base	1943	1943	0	0	1	7	7	.500
Roanoke	1895	1932	6	0	0	170	0	1.000
Rutgers	1894	1981	3	2	0	85	26	.600
San Jose State	1998	1998	1	0	0	52	14	1.000
Schuylkill Navy	1891	1891	0	0	1	16	16	.500
Sewanee	1892	1931	3	2	1	70	25	.583
South Carolina	1912	2003	13	20	1	555	728	.397
Southern California	2008	2010	0	2	0	21	69	.000
Southern Miss.	2009	2011	0	2	0	58	67	.000
St. Albans	1895	1903	8	0	0	130	4	1.000
St. John's (Md.)	1891	1935	17	0	0	497	50	1.000
Swarthmore	1911	1929	2	1	0	67	16	.667
Syracuse	1975	2005	2	2	0	61	77	.500
Temple	2004	2005	2	0	0	95	17	1.000
Tennessee	1927	1990	1	3	0	52	119	.250
Texas	1977	1996	1	2	0	53	98	.333
Texas Christian	1994	2012	1	2	0	41	67	.333
Texas Tech	2007	2007	0	1	0	28	31	.000
Troy	2003	2003	1	0	0	24	0	1.000
Tulane	1949	1969	2	4	0	115	178	.333
Vanderbilt	1895	1975	7	12	2	257	341	.381
<b>VMI</b>	<b>1893</b>	<b>2010</b>	<b>56</b>	<b>23</b>	<b>3</b>	<b>1648</b>	<b>848</b>	<b>.701</b>
<b>Virginia Tech</b>	<b>1895</b>	<b>2012</b>	<b>37</b>	<b>52</b>	<b>5</b>	<b>1451</b>	<b>1617</b>	<b>.420</b>
Wake Forest	1889	2012	34	14	0	1201	880	.708
Washington	1976	1976	0	1	0	17	38	.000
Washington & Lee	1890	1953	21	13	1	563	339	.614
Washington YMCA	1893	1893	1	0	0	20	0	1.000
W. Philadelphia A.C.	1894	1894	1	0	0	64	0	1.000
West Virginia	1898	2002	12	10	1	366	330	.543
Western Michigan	2003	2006	2	1	0	100	52	.667
William & Mary	1908	2011	27	6	1	879	372	.809
Wisconsin	2001	2001	0	1	0	17	26	.000
Wyoming	2006	2007	1	1	0	16	35	.500
Yale	1914	1944	2	3	1	57	123	.417
<b>Totals</b>	<b>1888</b>	<b>2012</b>	<b>632</b>	<b>48</b>	<b>560</b>	<b>23,740</b>	<b>20,760</b>	<b>.529</b>

2013 Opponents are listed in **bold**

# SERIES RECORDS VS. ALL OPPONENTS

## Key to Neutral Sites

H—Home Games	LN—Lynchburg, Va.
A—Away Games	LO—Louisville, Ky.
AX—Alexandria, Va.	LX—Lexington, Va.
AT—Atlanta, Ga.	MF—Miami/Ft. Lauderdale, Fla.
BA—Baltimore, Md.	NA—Nashville, Tenn.
BH—Birmingham Ala.	NF—Norfolk, Va.
BO—Boise, Idaho	NO—New Orleans, La.
CH—Charleston, W.Va.	OR—Orlando, Fla.
CR—Charlotte, N.C.	RI—Richmond, Va.
DT—Detroit, Mich.	RO—Roanoke, Va.
ER—East Rutherford, N.J.	SH—Shreveport, La.
HA—Honolulu, Hawaii	WA—Washington, D.C.
JK—Jacksonville, Fla.	

### AKRON (2-0-0)

2002 W 48 29 H  
2004 W 51 0 H

### APPRENTICE SCHOOL (0-1-0)

1943 L 6 7 A

### ARMY (3-5-0)

1954 L 20 21 A  
1957 L 12 20 H  
1958 L 6 35 A  
1964 W 35 14 H  
1967 L 7 26 A  
1970 W 21 20 H  
1971 L 9 14 A  
1978 W 21 17 A

### AUBURN (1-2-0)

1997 L 17 28 H  
1998 W 19 0 A  
2011 L 24 43 AT\*

\* - Chick-fil-A Bowl

### BALTIMORE CITY COLLEGE (1-0-0)

1894 W 36 0 H

### BOSTON COLLEGE (0-4-0)

1963 L 21 30 A  
1994 L 13 31 MF\*  
2005 L 17 28 A  
2009 L 10 14 H

\*1994 Carquest Bowl

### BRIGHAM YOUNG (2-1-0)

1987 W 22 16 BH\*  
1999 W 45 40 A  
2000 L 35 38 H ot

\*1987 All American Bowl

### BUCKNELL (1-1-0)

1905 W 15 11 NF  
1906 L 5 12 RI

### BUFFALO (2-0-0)

1967 W 35 12 H  
1999 W 50 21 H

### CARLISLE (1-5-1)

1900 L 2 17 WA  
1902 W 6 5 NF  
1903 T 6 6 NF  
1904 L 6 14 NF  
1905 L 0 12 NF  
1906 L 17 18 NF  
1910 L 5 22 WA

### CENTRAL MICHIGAN (1-0-0)

1996 W 55 21 H

### CENTRE (0-1-0)

1919 L 7 49 H

### CHICAGO (1-0-0)

1939 W 47 0 H

### THE CITADEL (2-0-0)

1950 W 34 14 A  
1951 W 39 0 H

### CLEMSON (8-37-1)

1955 L 7 20 H  
1956 L 0 7 A  
1957 L 6 20 H  
1958 L 15 20 A  
1959 L 0 47 H  
1960 L 7 21 A  
1963 L 0 35 H  
1964 L 7 29 A  
1965 L 14 20 H  
1966 L 35 40 A  
1969 L 14 21 H  
1970 L 17 27 A  
1971 L 15 32 RI  
1972 L 21 37 A  
1973 L 27 32 A  
1974 L 9 28 A  
1977 L 0 31 A  
1978 L 14 30 H  
1979 L 7 17 A  
1980 L 24 27 H  
1981 L 0 27 A  
1982 L 0 48 H  
1983 L 21 42 A  
1984 L 0 55 H  
1985 L 24 27 A  
1986 L 17 31 H  
1987 L 21 38 A  
1988 L 7 10 H  
1989 L 20 34 A  
1990 W 20 7 H  
1991 T 20 20 A  
1992 L 28 29 H  
1993 L 14 23 A  
1994 W 9 6 H  
1995 W 22 3 A  
1996 L 16 24 H  
1997 W 21 7 A  
1998 W 20 18 H  
1999 L 14 33 A  
2000 L 10 31 H  
2001 W 26 24 A  
2002 W 22 17 H  
2003 L 27 30 A ot  
2004 W 30 10 H  
2008 L 3 13 H  
2009 L 21 34 A

### COAST GUARD (1-0-0)

1945 W 39 0 H

### COLGATE (1-0-0)

1970 W 54 12 H

### COLORADO STATE (0-1-0)

2002 L 29 35 H

### COLUMBIA (0-4-0)

1931 L 0 27 A  
1932 L 6 22 A  
1933 L 6 15 A  
1938 L 0 39 A

### CONNECTICUT (1-1-0)

2007 W 17 16 H  
2008 L 10 45 A

### DARTMOUTH (0-1-0)

1934 L 0 27 A

### DAVIDSON (8-0-2)

1902 W 35 0 H  
1903 W 22 0 A  
1907 T 5 5 H  
1908 W 12 0 H  
1909 W 11 0 H  
1916 W 14 0 H  
1921 W 28 0 H  
1935 T 0 0 H  
1962 W 34 7 H  
1968 W 41 14 H

### DICKINSON (1-0-0)

1890 W 12 0 WA

### DUKE (33-31-0)

1890 W 10 4 RI  
1891 L 0 20 RI  
1892 W 46 4 AT  
1893 W 30 0 LN  
1923 W 33 0 H  
1930 L 0 32 A  
1943 L 0 49 A  
1951 W 30 7 A  
1952 L 7 21 H  
1953 L 6 48 NF  
1956 L 7 40 H  
1957 L 0 40 A  
1958 W 15 12 H  
1961 L 0 42 RI  
1963 L 8 30 H  
1964 L 0 30 A  
1965 L 7 21 H  
1966 L 8 27 A  
1967 L 6 13 H  
1968 W 50 20 A  
1969 W 10 0 H  
1970 L 7 17 A  
1971 L 0 28 H  
1972 L 13 37 A  
1973 W 7 3 H  
1974 L 7 27 A  
1975 L 11 26 A  
1976 L 6 21 H  
1977 L 7 31 H  
1978 L 13 20 A  
1979 W 30 12 H  
1980 W 20 17 A  
1981 L 24 29 H  
1982 L 17 51 A  
1983 W 38 30 H  
1984 W 38 10 A  
1985 W 37 14 H

1986 L 13 20 A  
1987 W 42 17 H  
1988 L 34 38 A  
1989 W 49 28 H  
1990 W 59 0 A  
1991 W 34 3 H  
1992 W 55 28 A  
1993 W 35 0 H  
1994 L 25 28 A  
1995 W 44 30 H  
1996 W 27 3 A  
1997 W 13 10 H  
1998 W 24 0 A  
1999 L 17 24 H ot  
2000 W 26 10 A  
2001 W 31 10 H  
2002 W 27 22 A  
2003 W 27 0 H  
2004 W 37 16 A  
2005 W 38 7 H  
2006 W 37 0 A  
2007 W 24 13 H  
2008 L 3 31 A  
2009 L 17 28 H  
2010 L 48 55 A  
2011 W 31 21 H  
2012 L 17 42 A

### EAST CAROLINA (1-2-0)

1975 L 10 61 H  
2006 L 21 31 A  
2008 W 35 20 H

### EASTERN MICHIGAN (1-0-0)

2010 W 48 21 H

### EPISCOPAL (2-0-0)

1888 W 16 0 H  
1899 W 33 6 H

### FLORIDA (0-1-0)

1959 L 10 55 A

### FLORIDA STATE (3-14-0)

1992 L 3 13 H  
1993 L 14 40 A  
1994 L 17 41 A  
1995 W 33 28 H  
1996 L 24 31 A  
1997 L 21 47 H  
1998 L 14 45 A  
1999 L 10 35 H  
2000 L 3 37 A  
2001 L 7 43 H  
2002 L 19 40 A  
2003 L 14 19 H  
2004 L 3 36 A  
2005 W 26 21 H  
2006 L 0 33 A  
2010 L 14 34 H  
2011 W 14 13 A

### FORT MONROE (1-0-0)

1894 W 102 0 H

### FRANKLIN & MARSHALL (1-0-0)

1897 W 38 0 H

### FRESNO STATE (0-1-0)

2004 L 34 37 BO\*ot  
\* 2004 MPC Computers Bowl

### FURMAN (0-1-0)

1923 L 10 13 H

### GALLAUDET (7-1-0)

1895 W 16 6 H  
1896 W 6 0 H  
1897 W 20 4 H  
1898 W 16 0 H  
1899 L 5 11 H  
1900 W 34 0 H  
1901 W 24 0 H  
1907 W 40 0 H

### GEORGETOWN (7-7-2)

1889 W 32 0 H  
1892 T 4 4 H  
1893 L 24 28 H  
1893 W 58 0 A  
1898 W 12 0 A  
1899 T 0 0 A  
1900 L 0 10 A  
1901 L 16 17 A  
1906 W 12 0 A  
1907 W 28 6 A  
1908 W 6 0 A  
1909 W 21 0 A  
1910 L 0 15 A  
1911 L 0 9 A  
1912 L 13 16 A  
1913 L 7 8 A

### GEORGE WASHINGTON (12-2-1)

1897 W 10 0 H  
1898 W 47 0 H  
1905 W 55 0 WA  
1906 T 0 0 A  
1921 W 28 0 H  
1922 W 34 0 H  
1947 W 33 13 H  
1948 L 12 20 H  
1949 W 27 13 H  
1950 W 19 0 H  
1951 W 20 0 H  
1952 W 50 0 H  
1953 W 24 20 AX  
1954 W 14 13 H  
1955 L 0 13 H

### GEORGIA (7-9-3)

1897 W 17 4 AT  
1913 W 13 6 AT  
1914 W 28 0 H  
1915 W 9 7 A  
1916 L 7 13 H  
1919 T 7 7 A  
1920 T 0 0 H  
1921 L 0 21 A  
1922 T 6 6 A  
1923 L 0 13 A  
1924 L 0 7 H  
1925 W 7 6 A  
1926 L 7 27 H  
1927 L 0 32 A  
1979 W 31 0 A  
1987 L 22 30 A  
1995 W 34 27 AT\*  
1998 L 33 35 AT\*  
2000 L 14 37 HA&  
\*1995, 1998 Peach Bowl & 2000 Jeep O'ahu Bowl

### GEORGIA TECH (17-17-1)

1965 L 19 42 A  
1966 L 13 14 A  
1974 L 24 28 A  
1976 L 14 35 A  
1982 L 32 38 A  
1983 L 27 31 A  
1984 T 20 20 H  
1985 W 24 13 A  
1986 L 14 28 H  
1987 W 23 14 A





**NORTH CAROLINA  
PRE-FLIGHT  
(0-0-1)**

1944 T 13 13 H

**NC STATE  
(22-34-1)**

1904 W 5 0 H  
1905 W 10 0 H  
1906 T 0 0 H  
1907 L 4 10 NF  
1908 W 6 0 NF  
1944 L 0 13 NF  
1945 W 26 6 NF  
1946 L 7 27 A  
1947 L 2 7 H  
1948 W 21 14 A  
1958 L 14 26 H  
1960 L 7 26 A  
1961 L 14 21 H  
1962 L 12 24 A  
1963 L 9 15 NF  
1964 L 15 24 H  
1965 L 0 13 H  
1966 L 21 42 A  
1967 L 8 30 H  
1968 L 0 19 A  
1969 L 0 31 H  
1970 L 16 21 A  
1971 W 14 10 A  
1972 L 14 35 H  
1973 L 23 43 A  
1974 L 21 22 H  
1977 L 0 14 A  
1978 L 21 24 H  
1979 L 27 31 A  
1980 L 13 27 H  
1981 L 24 30 A  
1982 L 13 16 H  
1983 W 26 14 A  
1984 W 45 0 H  
1985 L 22 23 A  
1986 W 20 16 H  
1987 W 34 31 A  
1988 W 19 14 H  
1989 W 20 9 A  
1990 W 31 0 H  
1991 W 42 10 A  
1992 L 7 31 H  
1993 L 29 34 A  
1994 L 27 30 H  
1995 W 29 24 A  
1996 W 62 14 H  
1997 L 24 31 A  
1998 W 23 13 H  
1999 W 47 26 A  
2000 W 24 17 H  
2001 L 0 24 A  
2002 W 14 9 H  
2003 L 37 51 A  
2006 W 14 7 H  
2007 L 24 29 A  
2011 L 14 28 H  
2012 W 33 6 A

**NOTRE DAME  
(0-1-0)**

1989 L 13 36 ER

**OCEANA N.A.S.  
(1-0-0)**

1945 W 40 0 H

**OHIO  
(1-0-0)**

1993 W 41 7 H

**OHIO STATE  
(0-1-0)**

1933 L 0 75 A

**OKLAHOMA  
(0-1-0)**

1991 L 14 48 JK\*  
\*1991 Gator Bowl

**PANTOPS ACADEMY  
(2-0-0)**

1888 W 20 0 H  
1889 W 44 0 H

**PENNSYLVANIA  
(1-15-0)**

1890 L 0 72 WA  
1892 L 0 32 H  
1894 L 6 14 WA  
1895 L 0 54 A  
1896 L 0 20 A  
1897 L 0 42 A  
1898 L 0 40 A  
1899 L 6 33 A  
1901 L 5 20 A  
1904 L 0 24 A  
1924 L 0 27 A  
1930 L 6 40 A  
1946 L 0 40 A  
1947 L 7 19 A  
1949 W 26 14 A  
1950 L 7 21 A

**PENN STATE  
(3-5-0)**

1893 L 0 6 H  
1954 L 7 34 A  
1955 L 7 26 RI  
1988 L 14 42 H  
1989 W 14 6 A  
2001 W 20 14 H  
2002 L 14 35 A  
2012 W 17 16 H

**PITTSBURGH  
(2-3-0)**

1953 L 0 26 H  
1955 L 7 18 A  
2003 W 23 16 CR\*  
2006 L 13 38 A  
2007 W 44 14 H  
\*2003 Continental Tire Bowl

**PRINCETON  
(1-9-1)**

1890 L 0 115 BA  
1894 L 0 12 BA  
1895 L 0 36 BA  
1896 L 0 48 A  
1898 L 0 12 A  
1921 L 0 34 A  
1922 L 0 5 A  
1928 T 0 0 A  
1937 L 0 26 A  
1946 W 20 6 A  
1948 L 14 55 A

**PRINCETON JV  
(1-0-0)**

1891 W 12 0 H

**PURDUE  
(1-1-0)**

1968 L 6 44 A  
1984 W 27 24 AT\*  
\*1984 Peach Bowl

**RANDOLPH-MACON  
(21-0-1)**

1890 W 136 0 H  
1903 W 37 0 H  
1904 W 16 0 H  
1905 W 59 0 H  
1906 W 38 0 H  
1908 W 22 0 H  
1910 W 17 0 H  
1911 W 31 0 H  
1912 W 45 0 H  
1913 W 40 0 H  
1914 W 39 0 H  
1915 W 20 0 H  
1919 W 12 2 H  
1920 W 65 0 H  
1924 W 26 6 H  
1925 W 41 0 H  
1926 W 57 0 H  
1928 W 66 0 H  
1929 W 27 6 H  
1930 W 48 0 H  
1931 T 7 7 H  
1933 W 39 0 H

**RICHMOND  
(27-2-2)**

1893 W 34 4 H  
1894 W 48 0 H  
1894 W 28 0 A  
1895 W 62 0 H  
1900 W 51 0 H  
1906 W 22 0 H  
1906 W 12 6 H  
1907 W 38 0 H  
1914 W 62 0 H  
1915 W 74 0 H  
1916 W 21 0 H  
1919 T 0 0 H  
1921 W 14 0 H  
1922 W 14 6 H  
1923 W 9 0 H  
1925 W 19 0 H  
1941 W 44 0 H  
1942 T 7 7 A  
1943 L 7 16 H  
1944 W 39 0 A  
1945 W 45 0 H  
1946 L 7 19 A  
1947 W 34 0 H  
1952 W 49 0 H  
1979 W 31 0 H  
1997 W 26 7 H  
2000 W 34 6 H  
2001 W 17 16 H  
2008 W 16 0 H  
2010 W 34 13 H  
2012 W 42 19 H

**RICHMOND A.B.  
(0-0-1)**

1943 T 7 7 H

**ROANOKE  
(6-0-0)**

1895 W 14 0 H  
1901 W 68 0 H  
1910 W 21 0 H  
1930 W 37 0 H  
1931 W 18 0 H  
1932 W 12 0 H

**RUTGERS  
(3-2-0)**

1894 W 20 4 H  
1920 W 7 0 A  
1962 W 41 0 A  
1980 L 17 19 H  
1981 L 0 3 A

**SAN JOSE STATE  
(1-0-0)**

1998 W 52 14 H

**SCHUYLKILL NAVY  
(0-0-1)**

1891 T 16 16 H

**SEWANEE  
(3-2-1)**

1892 W 30 0 RI  
1900 W 17 5 RI  
1901 W 23 5 RI  
1907 L 0 12 NF  
1908 T 0 0 NF  
1931 L 0 3 H

**SOUTH CAROLINA  
(13-20-1)**

1912 W 19 0 H  
1913 W 54 0 H  
1914 W 49 7 H  
1915 W 13 0 A  
1916 W 35 6 H  
1926 W 6 0 A  
1927 L 12 13 H  
1928 L 13 24 H  
1929 W 6 0 A  
1951 W 28 27 H  
1952 L 14 21 NF  
1953 L 0 19 H  
1954 L 0 27 A  
1955 L 14 21 H  
1956 L 13 27 RI

1957 L 0 13 H  
1958 L 14 28 A  
1959 L 20 32 H  
1960 L 0 26 A  
1961 W 28 20 H  
1962 L 6 40 A  
1963 T 10 10 H  
1965 W+ 7 17 H  
1967 L 23 24 A  
1968 L 28 49 H  
1971 L 14 34 A  
1972 W 24 16 A  
1975 L 14 41 A  
1976 L 7 35 A  
1981 L 3 21 A  
1986 W 30 20 H  
1987 L 10 58 A  
2002 W 34 21 H  
2003 L 7 31 A  
+UVa win by forfeit

**SOUTHERN CALIFORNIA  
(0-2-0)**

2008 L 7 52 H  
2010 L 14 17 A

**SOUTHERN MISS  
(0-2-0)**

2009 L 34 37 A  
2011 L 24 30 H

**ST. ALBANS  
(8-0-0)**

1895 W 14 4 H  
1896 W 6 0 H  
1897 W 14 0 H  
1898 W 16 0 H  
1899 W 10 0 H  
1901 W 39 0 H  
1902 W 15 0 H  
1903 W 16 0 H

**ST. JOHN'S (Md.)  
(17-0-0)**

1891 W 34 0 H  
1896 W 48 0 H  
1902 W 22 0 H  
1903 W 48 6 H  
1905 W 30 5 H  
1906 W 11 0 H  
1907 W 22 4 H  
1908 W 18 9 H  
1909 W 12 0 H  
1910 W 29 0 H  
1911 W 6 0 H  
1914 W 88 0 H  
1923 W 32 7 H  
1929 W 32 7 H  
1932 W 20 6 H  
1934 W 27 6 H  
1935 W 18 0 H

**SWARTHMORE  
(2-1-0)**

1911 L 8 9 H  
1914 W 47 0 A  
1929 W 12 7 H

**SYRACUSE  
(2-2-0)**

1975 L 0 37 H  
1977 L 3 6 A  
2004 W 31 10 H  
2005 W 27 24 A

**TEMPLE  
(2-0-0)**

2004 W 44 14 A  
2005 W 51 3 H

**TENNESSEE  
(1-3-0)**

1927 L 0 42 A  
1940 L 14 41 A  
1980 W 16 13 A  
1991 L 22 23 NO\*  
\*1991 USF&G Sugar Bowl

**TEXAS  
(1-2-0)**

1977 L 0 68 A  
1995 L 16 17 A  
1996 W 37 13 H

**TEXAS CHRISTIAN  
(1-2-0)**

1994 W 20 10 SH\*  
2009 L 14 30 H  
2012 L 7 27 A  
\*1994 Independence Bowl

**TEXAS TECH  
(0-1-0)**

2007 L 28 31 JK\*  
\*2008 Gator Bowl

**TROY  
(1-0-0)**

2003 W 24 0 H

**TULANE  
(2-4-0)**

1949 L 14 28 H  
1950 L 18 42 A  
1966 L 6 20 H  
1967 W 14 10 A  
1968 W 63 47 H  
1969 L 0 31 A

**VANDERBILT  
(7-12-2)**

1895 W 6 4 AT  
1897 T 0 0 A  
1898 W 18 0 LO  
1912 L 0 13 A  
1913 W 34 0 H  
1914 W 20 7 A  
1915 W 35 10 H  
1916 L 6 27 A  
1919 L 6 10 H  
1920 T 7 7 A  
1928 L 0 34 A  
1952 W 27 0 H  
1953 L 13 28 A  
1955 L 7 34 A  
1956 L 2 6 H  
1958 L 6 39 A  
1959 L 0 33 H  
1971 W 27 23 H  
1972 L 7 10 A  
1973 L 22 39 H  
1975 L 14 17 A

**VMI  
(56-23-3)**

1893 W 22 0 A  
1896 W 46 0 LN  
1900 T 0 0 A  
1901 W 28 0 LN  
1904 W 17 0 H  
1906 W 4 0 H  
1907 W 18 17 H  
1909 W 32 0 H  
1910 W 28 0 H  
1911 W 22 6 H  
1912 L 0 19 H  
1913 W 38 7 H  
1915 W 44 0 H  
1916 W 20 7 H  
1919 W 7 0 H  
1920 L 6 22 H  
1921 W 14 7 A  
1922 L 0 14 H  
1923 L 0 35 H  
1924 W 13 0 A  
1925 W 18 10 H  
1926 W 14 7 A  
1927 W 13 8 H  
1928 L 0 9 A  
1929 L 7 20 H  
1930 W 13 0 A  
1931 L 3 18 H  
1932 L 4 6 A  
1933 L 12 13 H  
1934 W 17 13 A  
1935 T 0 0 H  
1936 L 6 12 A



# ALL-TIME SCORES

+ Early UVa teams probably coached by student managers and team captains.  
(T) Thanksgiving

## 1888 (2-1-0)

**Coach:** Unknown +  
**Captain:** Francklyn A. Meacham  
N20 Pantops Academy H W 20 0  
N24 Episcopal H.S. H W 16 0  
D8 Johns Hopkins H L 0 26

## 1889 (4-2-0)

**Coach:** Unknown +  
**Captain:** Sidney M. Neely  
O8 Pantops Academy H W 44 0  
O15 Georgetown H W 32 0  
O22 Johns Hopkins H W 58 0  
O29 Lehigh H L 12 24  
N6 Wake Forest N W 46 4  
N20 Navy A L 12 22  
N-Richmond, Va.

## 1890 (5-2-0)

**Coach:** Unknown +  
**Captain:** William W. Daggett  
N10 Dickinson N1 W 12 0  
O27 Pennsylvania N2 L 0 72  
O28 Princeton N2 L 0 115  
N10 Lafayette H W 20 6  
N24 Randolph-Macon H W 136 0  
N26 Washington & Lee A W 46 0  
N29 Duke N3 W 10 4  
N1, Washington, D.C.; N2, Baltimore, Md.; N3, Richmond, Va.

## 1891 (2-1-2)

**Coach:** Unknown +  
**Captain:** Oliver W. Catchings  
N14 St. John's H W 34 0  
N16 Schuylkill Navy H T 16 16  
N21 Lafayette H T 6 6  
N23 Princeton JV H W 12 0  
N28 Duke N L 0 20  
N-Richmond, Va.

## 1892 (3-2-1)

**Coach:** Unknown +  
**Captain:** Richard S. Thomas, Jr.  
O11 Pennsylvania H L 0 32  
O22 North Carolina H W 30 18  
O29 Sewanee N1 W 30 0  
N16 Georgetown H T 4 4  
N24 Duke N2 W 46 4  
N26 North Carolina N2 L 0 26  
N1, Richmond, Va.; N2, Atlanta, Ga.

## 1893 (8-3-0)

**Coach:** John Poe  
**Captain:** John A. Penton  
O7 Richmond H W 34 4  
O14 Penn State H L 0 6  
O19 Washington YMCA H W 20 0  
O21 Navy A L 0 28  
O28 Johns Hopkins H W 28 12  
N4 Georgetown H L 24 28  
N11 Duke N1 W 30 0  
N18 Georgetown A W 58 0  
N22 Navy A W 12 0  
N25 VMI A W 22 0  
N30 North Carolina (T) N2 W 16 0  
N1, Lynchburg, Va. N2, Richmond, Va.

## 1894 (8-2-0)

**Coach:** John Poe  
**Captain:** John A. Penton  
O2 Richmond H W 48 0  
O6 Baltimore City Coll. H W 36 0  
O15 Princeton N1 L 0 12  
O18 Richmond A W 28 0  
O20 Johns Hopkins H W 76 0  
O26 Pennsylvania N2 L 6 14  
N3 Rutgers H W 20 4  
N13 Ft. Monroe H W 102 0  
N20 W. Philadelphia AC H W 64 0  
N29 North Carolina (T) N3 W 34 0  
N1, Baltimore, Md.; N2, Washington, D.C.; N3, Richmond, Va.

## 1895 (9-2-0)

**Coach:** Harry Mackey  
**Captain:** John A. Penton  
O2 Miller School H W 30 0  
O5 Virginia Tech H W 38 0  
O9 Princeton N1 L 0 36  
O12 Maryland A.C. H W 20 0  
O19 Pennsylvania A L 0 54  
O26 Gallaudet H W 16 6  
O29 Roanoke H W 14 0  
N11 St. Albans H W 14 4  
N12 Richmond H W 62 0  
N16 Vanderbilt N2 W 6 4  
N28 North Carolina (T) N3 W 6 0  
N1, Baltimore, Md.; N2, Atlanta, Ga.; N3, Richmond, Va.

## 1896 (7-2-2)

**Coach:** Martin Bergen  
**Captain:** Paul Lee Cocke  
O3 Hampton Athletic Club H T 10 10  
O10 Miller School H W 26 2  
O14 Pennsylvania A L 0 20  
O17 St. John's H W 48 0  
O21 Princeton A L 0 48  
O31 Virginia Tech H W 44 0  
N2 St. Albans H W 6 0  
N11 VMI N1 W 46 0  
N14 Hampton A.C. A T 6 6  
N21 Gallaudet H W 6 0  
N26 North Carolina (T) N2 W 46 0  
N1, Lynchburg, Va.; N2, Richmond, Va.

## 1897 (6-2-1)

**Coach:** Martin Bergen  
**Captain:** James Morrison  
O2 Franklin & Marshall H W 38 0  
O9 St. Albans H W 14 0  
O13 Pennsylvania A L 0 42  
O30 Georgia N1 W 17 4  
N6 Gallaudet H W 20 4  
N13 Navy A L 0 4  
N18 George Washington H W 10 0  
N25 North Carolina N2 W 12 0  
D6 Vanderbilt (T) A T 0 0  
N1, Atlanta, Ga.; N2, Richmond, Va.

## 1898 (6-5-0)

**Coach:** Joseph Massie  
**Captain:** Harris T. Collier  
O1 St. Albans H W 16 0  
O12 Pennsylvania A L 0 40  
O15 Gallaudet H W 16 0  
O29 George Washington H W 47 0  
N2 Princeton A L 0 12  
N5 Md. Medical Col. H W 6 0  
N8 Georgetown A W 12 0  
N12 Vanderbilt N1 W 18 0  
N14 West Virginia N2 L 0 6  
N19 Navy H L 0 6  
N24 North Carolina (T) N3 L 2 6  
N1, Louisville, Ky.; N2, Charleston, W.Va.; N3, Richmond, Va.

## 1899 (4-3-2)

**Coach:** Archie Hoxton  
**Captain:** Harry T. Summersgill  
S30 St. Albans H W 10 0  
O7 Episcopal High H W 33 6  
O11 Pennsylvania A L 6 33  
O14 Md. Medical Col. H T 0 0  
O21 Gallaudet H L 5 11  
N4 Michigan N1 L 0 38  
N11 Virginia Tech H W 28 0  
N18 Georgetown A T 0 0  
N30 Lehigh (T) N2 W 10 0  
N1, Detroit, Mich.; N2, Richmond, Va.

## 1900 (7-2-1)

**Coach:** Archie Hoxton  
**Captain:** John E. Loyd  
O5 Washington & Lee H W 28 0  
O10 Richmond H W 51 0  
O13 Carlisle N1 L 2 17  
O20 Johns Hopkins H W 20 0  
O24 VMI A T 0 0  
N10 Gallaudet H W 34 0  
N14 Virginia Tech H W 17 5  
N17 Georgetown A L 0 10  
N24 North Carolina N2 W 17 0  
N29 Sewanee (T) N3 W 17 5  
N1, Washington, D.C.; N2, Norfolk, Va.; N3, Richmond, Va.

## 1901 (8-2-0)

**Coach:** Wesley Abbott  
**Captain:** Robert M. Coleman  
O2 Washington & Lee H W 28 0  
O5 Roanoke H W 68 0  
O9 St. Albans H W 39 0  
O12 Gallaudet H W 24 0  
O16 Pennsylvania A L 5 20  
O26 Virginia Tech A W 16 0  
N11 VMI N1 W 28 0  
N16 Georgetown A L 16 17  
N23 North Carolina N2 W 23 6  
N28 Sewanee (T) N3 W 23 5  
N1, Lynchburg, Va.; N2, Norfolk, Va.; N3, Richmond, Va.

## 1902 (8-1-1)

**Coach:** John DeSaulles  
**Captain:** H. Dorsey Waters  
S30 Washington & Lee H W 16 0  
O4 St. Albans H W 15 0  
O18 Nashville A W 27 0  
O20 Kentucky A W 12 0  
O25 St. John's H W 22 0  
N1 Davidson H W 35 0  
N8 Lehigh N1 L 6 34  
N15 Virginia Tech H W 6 0  
N22 Carlisle N2 W 6 5  
N27 North Carolina (T) N3 T 12 12  
N1, Washington, D.C.; N2, Norfolk, Va.; N3, Richmond, Va.

## 1903 (7-2-1)

**Coach:** Gresham Poe  
**Captain:** I. Branch Johnson  
S26 St. Albans H W 16 0  
S30 Randolph-Macon H W 37 0  
O3 Washington & Lee H W 16 0  
O10 Navy A L 5 6  
O17 Kentucky H W 6 0  
O24 Virginia Tech N1 W 21 0  
O31 Davidson A W 22 0  
N7 St. John's H W 48 6  
N21 Carlisle N2 T 6 6  
N26 North Carolina (T) N3 L 0 16  
N1, Richmond, Va.; N2, Norfolk, Va.; N3, Richmond, Va.

## 1904 (6-3-0)

**Coach:** Foster Sanford  
**Captain:** Walter W. Council  
S24 Randolph-Macon H W 16 0  
S28 Washington & Lee H W 17 0  
O1 Pennsylvania A L 0 24  
O15 N.C. State H W 5 0  
O22 VMI H W 17 0  
O29 Carlisle N2 L 6 14  
N5 Virginia Tech N1 W 5 0  
N12 Navy H L 0 5  
N24 North Carolina (T) N3 W 12 11  
N1, Richmond, Va.; N2, Norfolk, Va.; N3, Richmond, Va.

## 1905 (5-4-0)

**Coach:** William Cole  
**Captain:** Merritt T. Cooke  
S27 Randolph-Macon H W 59 0  
S30 St. John's H W 30 5  
O7 N.C. State H W 10 0  
O14 Carlisle N1 L 0 12  
O21 Bucknell N2 W 15 11  
N4 Virginia Tech H L 0 11  
N11 George Washington N3 W 55 0  
N18 Navy A L 0 22  
N30 North Carolina (T) N2 L 0 17  
N1, Richmond, Va.; N2, Norfolk, Va.; N3, Washington, D.C.

## 1906 (7-2-2)

**Coach:** William Cole  
**Captain:** Edward Hammond Johnson  
S29 St. John's H W 11 0  
O3 Richmond H W 22 0  
O6 N.C. State H T 0 0  
O10 Randolph-Macon H W 38 0  
O13 Hampden-Sydney H W 38 5  
O20 VMI H W 4 0  
O27 Richmond H W 12 6  
N3 Bucknell N1 L 5 12  
N10 Georgetown A W 12 0  
N17 George Washington A T 0 0  
N29 Carlisle (T) N2 L 17 18  
N1, Richmond, Va.; N2, Norfolk, Va.

## 1907 (6-3-1)

**Coach:** Edward Hammond Johnson  
**Captain:** John H. Neff  
S27 Davidson H T 5 5  
O2 Richmond H W 38 0  
O5 St. John's H W 22 4  
O12 Gallaudet H W 40 0  
O19 VMI H W 18 17  
O26 North Carolina N1 W 9 4  
N2 Sewanee N2 L 0 12  
N9 Washington & Lee H L 5 6  
N16 Georgetown A W 28 6  
N28 N.C. State (T) N3 L 4 10  
N1, Richmond, Va.; N2, Norfolk, Va.; N3, Norfolk, Va.

## 1908 (7-0-1)

**Coach:** M.T. Cooke  
**Captain:** William C. Gloth  
S26 William & Mary H W 11 0  
S30 St. John's H W 18 9  
O3 Randolph-Macon H W 22 0  
O9 Davidson H W 12 0  
O17 Sewanee N1 T 0 0  
O31 N.C. State N2 W 6 0  
N14 Georgetown A W 6 0  
N26 North Carolina (T) N3 W 31 0  
N1, Norfolk, Va.; N2, Norfolk, Va.; N3, Richmond, Va.

## 1909 (7-1-0)

**Coach:** John Neff  
**Captains:** B.R. Cecil, Kemper W. Yancey  
S25 William & Mary H W 30 0  
S29 Hampden-Sydney H W 37 0  
O1 Davidson H W 11 0  
O9 St. John's H W 12 0  
O16 Lehigh N L 7 11  
O23 Navy A W 5 0  
N6 VMI H W 32 0  
N13 Georgetown A W 21 0  
N-Norfolk, Va.

## 1910 (6-2-0)

**Coach:** Charles Crawford  
**Captain:** Horace Geyer, Jr.  
S24 William & Mary H W 10 0  
O1 Randolph-Macon H W 17 0  
O8 Roanoke H W 21 0  
O15 St. John's H W 29 0  
O22 VMI H W 28 0  
N5 Carlisle N1 L 5 22  
N12 Georgetown A L 0 15  
N24 North Carolina (T) N2 W 7 0  
N1, Washington, D.C.; N2, Richmond, Va.



Led by center Bull Early, captain John Penton and back Mack Pope, the 1893 Cavaliers defeated North Carolina 16-0 and were declared "Champions of the South."

**1911 (8-2-0)**  
**Coach:** Kemper Yancey  
**Captains:** Joseph H. Wood, Hedley M. Bowen

S23	Hampden-Sydney	H	W	23	0
S30	William & Mary	H	W	81	0
O7	Randolph-Macon	H	W	31	0
O14	Swarthmore	H	L	8	9
O21	St. John's	H	W	6	0
O28	VMI	H	W	22	6
N4	Wake Forest	H	W	29	6
N11	Johns Hopkins	A	W	34	0
N18	Georgetown	A	L	0	9
N30	North Carolina (T)	N	W	28	0

N-Richmond, Va.

**1914 (8-1-0)**  
**Coach:** Joseph Wood  
**Captain:** Eugene N. Mayer

S26	Randolph-Macon	H	W	39	0
O3	Yale	A	L	0	21
O10	Richmond	H	W	62	0
O17	South Carolina	H	W	49	7
O24	Georgia	H	W	28	0
O31	Vanderbilt	A	W	20	7
N7	St. John's	H	W	88	0
N14	Swarthmore	A	W	47	0
N26	North Carolina (T)	N	W	20	3

N-Richmond, Va.

**1919 (2-5-2)**  
**Coach:** Harris Coleman  
**Captain:** John V. Ray

S27	Randolph-Macon	H	W	12	2
O4	Richmond	H	T	0	0
O11	Maryland	H	L	0	13
O18	VMI	H	W	7	0
O25	Harvard	A	L	0	47
N1	Centre	H	L	7	49
N8	Georgia	A	T	7	7
N15	Vanderbilt	H	L	6	10
N27	North Carolina (T)	A	L	0	6

**1922 (4-4-1)**  
**Coach:** Thomas J. Campbell  
**Captain:** Thomas S. Hall

S30	George Washington	H	W	34	0
O7	Princeton	A	L	0	5
O14	Richmond	H	W	14	6
O21	VMI	H	L	0	14
O28	Johns Hopkins	A	W	19	0
N4	Washington & Lee	H	W	22	6
N11	Georgia	A	T	6	6
N18	West Virginia	A	L	0	13
N30	North Carolina (T)	H	L	7	10

**1912 (6-3-0)**  
**Coach:** Speed Elliott  
**Captain:** T. Hardy Todd

S28	William & Mary	H	W	60	0
O5	Randolph-Macon	H	W	45	0
O12	Hampden-Sydney	H	W	10	0
O14	South Carolina	H	W	19	0
O19	VMI	H	L	0	19
O24	Norfolk Blues	H	W	7	0
N2	Vanderbilt	A	L	0	13
N16	Georgetown	A	L	13	16
N28	North Carolina (T)	N	W	66	0

N-Richmond, Va.

**1915 (8-1-0)**  
**Coach:** Harry Varner  
**Captain:** H.W. Coleman

S25	Randolph-Macon	H	W	20	0
O2	Yale	A	W	10	0
O9	Richmond	H	W	74	0
O16	Harvard	A	L	0	9
O23	Georgia	A	W	9	7
O30	VMI	H	W	44	0
N6	Vanderbilt	H	W	35	10
N13	South Carolina	A	W	13	0
N25	North Carolina (T)	N	W	14	0

N-Richmond, Va.

**1920 (5-2-2)**  
**Coach:** Rice Warren  
**Captain:** A. Hewson Michie

S25	William & Mary	H	W	27	0
O2	Randolph-Macon	H	W	65	0
O9	VMI	H	L	6	22
O16	Johns Hopkins	A	W	14	0
O23	Rutgers	A	W	7	0
O30	Harvard	A	L	0	24
N6	Georgia	H	T	0	0
N13	Vanderbilt	A	T	7	7
N25	North Carolina (T)	H	W	14	0

**1923 (3-5-1)**  
**Coach:** Earle Neale  
**Captain:** Staige D. Blackford

S29	Furman	H	L	10	13
O6	Richmond	H	W	9	0
O13	St. John's	H	W	32	7
O20	VMI	H	L	0	35
O27	Duke	H	W	33	0
N3	Washington & Lee	A	L	0	7
N10	Georgia	A	L	0	13
N17	Virginia Tech	H	L	3	6
N29	North Carolina (T)	A	T	0	0

**1913 (7-1-0)**  
**Coach:** Rice Warren  
**Captain:** Aubrey L. Carter

S27	Randolph-Macon	H	W	40	0
O4	South Carolina	H	W	54	0
O11	Hampden-Sydney	H	W	53	0
O18	VMI	H	W	38	7
O25	Georgia	N1	W	13	6
N1	Vanderbilt	H	W	34	0
N15	Georgetown	A	L	7	8
N27	North Carolina (T)	N2	W	26	7

N1, Atlanta, Ga.; N2, Richmond, Va.

**1916 (4-5-0)**  
**Coach:** Peyton Evans  
**Captain:** Harold A. Sparr

S30	Davidson	H	W	14	0
O7	Yale	A	L	3	61
O14	Richmond	H	W	21	0
O21	Georgia	H	L	7	13
O28	Vanderbilt	A	L	6	27
N4	Harvard	A	L	0	51
N11	South Carolina	H	W	35	6
N18	VMI	H	W	20	7
N30	North Carolina (T)	N	L	0	7

N-Richmond, Va.

**1921 (5-4-0)**  
**Coach:** Rice Warren  
**Captain:** Hollis Rinehart, Jr.

S24	Davidson	H	W	28	0
O1	George Washington	H	W	28	0
O8	Richmond	H	W	14	0
O15	VMI	A	W	14	7
O22	Johns Hopkins	H	W	14	7
O29	Princeton	A	L	0	34
N5	Georgia	A	L	0	21
N12	West Virginia	H	L	0	7
N24	North Carolina (T)	A	L	3	7

**1924 (5-4-0)**  
**Coach:** Earle Neale  
**Captain:** Samuel W. Maphis

S27	Hampden-Sydney	H	W	13	9
O4	Harvard	A	L	0	14
O11	Randolph-Macon	H	W	26	6
O18	VMI	A	W	13	0
O25	Pennsylvania	A	L	0	27
N1	Washington & Lee	H	L	7	20
N8	Georgia	H	L	0	7
N15	Virginia Tech	A	W	6	0
N27	North Carolina (T)	H	W	7	0

-Virginia did not field an intercollegiate varsity football team in 1917 and 1918 during the first World War.







**Terry Kirby plunged into the end zone for a third-quarter touchdown in Virginia's 20-7 win over Clemson in 1990. The win snapped a 29-game losing streak against the Tigers and helped launch UVA's thrilling ride to the top of the polls.**

**1975 (1-10-0; 0-5 ACC, 7th)**  
**Coach:** Sonny Randle  
**Captains:** Scott Gardner, Thomas Glassick

S13	Navy	H	L	14	42
S20	VMI	H	W	22	21
S27	Duke	A	L	11	26
O4	North Carolina	H	L	28	31
O11	South Carolina	A	L	14	41
O18	Virginia Tech	A	L	17	24
O25	Wake Forest	H	L	21	66
N1	Vanderbilt	A	L	14	17
N8	East Carolina	H	L	10	61
N15	Syracuse	H	L	0	37
N22	Maryland #20	A	L	24	62

**1976 (2-9-0; 1-4 ACC, 6th)**  
**Coach:** Dick Bestwick  
**Captains:** Michael Ozdowski, James K. Wicks, Gregory A. McDaniel

S11	Washington	A	L	17	38
S18	William & Mary	H	L	0	14
S25	Duke	H	L	6	21
O2	Georgia Tech	A	L	14	35
O9	South Carolina	A	L	7	35
O16	Virginia Tech	H	L	10	14
O23	Wake Forest	A	W	18	17
O30	VMI	N	L	7	13
N6	Lehigh	H	W	21	20
N13	North Carolina	A	L	6	31
N20	Maryland #6t	H	L	0	28

N-Norfolk, Va.

**1977 (1-9-1; 1-5 ACC, 6th)**  
**Coach:** Dick Bestwick  
**Captains:** Samuel J. Pfabe

S10	N.C. State	A	L	0	14
S17	Texas #18	A	L	0	68
S24	Duke	H	L	7	31
O1	West Virginia	H	L	0	13
O8	Clemson	A	L	0	31
O15	Virginia Tech	A	T	14	14
O22	Wake Forest	H	W	12	10
O29	Syracuse	A	L	3	6
N5	VMI	H	L	6	30
N12	North Carolina #19	H	L	14	35
N19	Maryland	A	L	0	28

**1978 (2-9-0; 0-6 ACC, 7th)**  
**Coach:** Dick Bestwick  
**Captains:** Edward W. Smith, Derrick L. Glasper

S9	Wake Forest	A	L	0	14
S16	Navy	H	L	0	32
S23	Army	A	W	21	17
S30	VMI	H	L	9	17
O7	Duke	A	L	13	20
O14	Clemson	H	L	14	30
O21	Virginia Tech	H	W	17	7
N4	West Virginia	A	L	17	20
N11	Maryland #13	H	L	7	17
N18	North Carolina	A	L	20	38
N25	N.C. State	H	L	21	24

**1979 (6-5-0; 2-4 ACC, 6th)**  
**Coach:** Dick Bestwick  
**Captains:** Steve Potter, Michael Newhall

S8	Richmond	H	W	31	0
S15	N.C. State #19	A	L	27	31
S22	VMI	H	W	19	0
S29	Duke	H	W	30	12
O6	Clemson	A	L	7	17
O13	James Madison	H	W	69	9
O20	Navy #20	A	L	10	17
N3	Georgia	A	W	31	0
N10	Virginia Tech	H	W	20	18
N17	North Carolina	H	L	7	13
N24	Maryland	A	L	7	17

**1980 (4-7-0; 2-4 ACC, T-4th)**  
**Coach:** Dick Bestwick  
**Captains:** Quentin Murray, Brian Musselman, Thomas Vigorito

S13	Navy	H	W	6	3
S20	N.C. State	H	L	13	27
S27	Duke	A	W	20	17
O4	West Virginia	A	L	21	45
O11	Clemson	H	L	24	27
O18	Virginia Tech	A	L	0	30
O25	Wake Forest	A	W	24	21
N1	Tennessee	A	W	16	13
N8	Rutgers	H	L	17	19
N15	North Carolina #15	A	L	3	26
N22	Maryland	H	L	0	31

**1981 (1-10-0; 0-6 ACC, 7th)**  
**Coach:** Dick Bestwick  
**Captains:** Keith Lee, Todd Kirtley

S12	West Virginia	H	L	18	32
S18	Rutgers	A	L	0	3
S26	Duke	H	L	24	29
O3	N.C. State	A	L	24	30
O10	Clemson #9	A	L	0	27
O17	South Carolina	A	L	3	21
O24	Wake Forest	H	L	21	24
O31	VMI	H	W	13	10
N14	North Carolina #13	H	L	14	17
N21	Maryland	A	L	7	48
N28	Virginia Tech	H	L	3	20

**1982 (2-9-0; 1-5 ACC, 6th)**  
**Coach:** George Welsh  
**Captains:** Pat Chester, Kevin Riccio

S11	Navy	A	L	16	20
S18	James Madison	H	L	17	21
S25	Duke	A	L	17	51
O2	N.C. State	H	L	13	16
O9	Clemson	H	L	0	48
O23	Wake Forest	H	W	34	27
O30	VMI	H	W	37	6
N6	Georgia Tech	A	L	32	38
N13	North Carolina	A	L	14	27
N20	Maryland #19	H	L	14	45
N25	Virginia Tech (T)	A	L	14	21

**1983 (6-5-0; 3-3 ACC, T-4th)**  
**Coach:** George Welsh  
**Captains:** Dave Bond, Rich Riccardi, Wayne Schuchts, Billy Smith

S3	Duke	H	W	38	30
S10	Navy	H	W	27	16
S17	James Madison	H	W	21	14
S24	N.C. State	A	W	26	14
O1	Maryland #19	A	L	3	23
O8	Clemson	A	L	21	42
O15	VMI	H	W	38	10
O22	Wake Forest	A	L	34	38
N3	Georgia Tech	A	L	27	31
N12	North Carolina #19	H	W	17	14
N19	Virginia Tech	H	L	0	48

**1984 (8-2-2; 3-1-2 ACC, 2nd)**  
**Peach Bowl Champions**  
**Coach:** George Welsh  
**Captains:** Tom Kilgannon, Lester Lyles, Bob Olderman

S8	Clemson #3	H	L	0	55
S15	VMI	H	W	35	7
S22	Navy	A	W	21	9
S29	Virginia Tech	A	W	26	23
O6	Duke	A	W	38	10
O13	Georgia Tech #20	H	T	20	20
O20	Wake Forest	H	W	28	9
N3	West Virginia #12	A	W	27	7
N10	N.C. State	H	W	45	0
N17 #19	North Carolina	A	T	24	24
N24	Maryland #18	H	L	34	45
D31	Purdue	N	W	27	24

(Peach Bowl-Atlanta, Ga.)

**Note: Virginia ranked No. 20 in final AP poll.**

**1985 (6-5-0; 4-3 ACC, T-3rd)**  
**Coach:** George Welsh  
**Captains:** Jim Dombrowski, Charles McDaniel, Antonio Rice

S14	VMI	H	W	40	15
S21	Georgia Tech	A	W	24	13
S28	Navy	H	L	13	17
O5	Duke	H	W	37	14
O12	Clemson	A	L	24	27
O19	Virginia Tech	H	L	10	28
O26	Wake Forest	A	W	20	18
N2	West Virginia	H	W	27	7
N9	N.C. State	A	L	22	23
N16	North Carolina	H	W	24	22
N29	Maryland	A	L	21	33

**1986 (3-8-0; 2-5 ACC, T-6th)**  
**Coach:** George Welsh  
**Captains:** Kevin Gould, Antonio Rice, Sean Scott

S6	South Carolina	H	W	30	20
S13	Navy	A	L	10	20
S20	Georgia Tech	H	L	14	28
S27	Duke	A	L	13	20
O4	Wake Forest	A	W	30	28
O11	Clemson #20	H	L	17	31
O25	Virginia Tech	A	L	10	42
N1	William & Mary	H	L	37	41
N8	N.C. State #15	H	W	20	16
N15	North Carolina	A	L	7	27
N28	Maryland	H	L	10	42



**1987 (8-4-0; 5-2 ACC, 2nd)**  
All American Bowl Champions  
**Coach:** George Welsh  
**Captains:** Sean Scott, Scott Secules

S5	Georgia #20	A	L	22	30
S12	Maryland	A	L	19	21
S19	Virginia Tech	H	W	14	13
S26	Duke	H	W	42	17
O3	VMI	H	W	30	0
O10	Clemson #8	A	L	21	38
O17	South Carolina	A	L	10	58
O24	Wake Forest	H	W	35	21
N7	Georgia Tech	A	W	23	14
N14	North Carolina	H	W	20	17
N21	N.C. State	A	W	34	31
D22	Brigham Young	N	W	22	16

(All American Bowl - Birmingham, Ala.)

**1988 (7-4-0; 5-2 ACC, 2nd)**  
**Coach:** George Welsh  
**Captains:** Roy Brown, David Griggs, Jeff Lageman

S3	William & Mary	H	W	31	23
S10	Penn State #18	H	L	14	42
S17	Georgia Tech	H	W	17	16
S24	Duke	A	L	34	38
O8	Clemson #11	H	L	7	10
O15	Louisville	A	L	28	30
O22	Wake Forest	A	W	34	14
O29	Virginia Tech	A	W	16	10
N5	N.C. State	H	W	19	14
N12	North Carolina	A	W	27	24
N19	Maryland	H	W	24	23

**1989 (10-3; 6-1 ACC, T-1st)**  
ACC Co-Champions  
**Coach:** George Welsh  
**Captains:** Roy Brown, Shawn Moore, Ray Savage

A31	Notre Dame #2 (Kickoff Classic)	N1	L	13	36
S9	Penn State #12	A	W	14	6
S16	Georgia Tech	A	W	17	10
S23	Duke	H	W	49	28
S30	William & Mary	H	W	24	12
O7	Clemson #15	A	L	20	34
O14	North Carolina	H	W	50	17
O21	Wake Forest	H	W	47	28
O28	Louisville	H	W	16	15
N4	#24 N.C. State #18	A	W	20	9
N11	#18 Virginia Tech	H	W	32	25
N18	#16 Maryland	A	W	48	21
J1	#15 Illinois #11 (Florida Citrus Bowl)	N2	L	21	31

N1, East Rutherford, N.J.; N2, Orlando, Fla.  
**Note:** *Virginia ranked No. 18 in final AP poll.*

**1990 (8-4; 5-2 ACC, T-2nd)**  
**Coach:** George Welsh  
**Captains:** Ron Carey, Joe Hall, Shawn Moore

S1	#15 Kansas	A	W	59	10
S8	#14 Clemson #9	H	W	20	7
S15	#11 Navy	H	W	56	14
S22	#10 Duke	A	W	59	0
S29	#7 William & Mary	H	W	63	35
O13	#2 N.C. State	H	W	31	0
O20	#1 Wake Forest	A	W	49	14
N3	#1 Georgia Tech #16	H	L	38	41
N10	#9 North Carolina	A	W	24	10
N17	#8 Maryland	H	L	30	35
N24	#17 Virginia Tech	A	L	13	38
J1	Tennessee #10 (Sugar Bowl-New Orleans, La.)	N	L	22	23

**Note:** *Virginia ranked No. 23 in final AP poll.*

**1991 (8-3-1; 4-2-1, 4th)**  
**Coach:** George Welsh  
**Captains:** Matt Blundin, Tyrone Lewis, Don Reynolds, Ray Roberts

S7	Maryland	A	L	6	17
S14	Navy	H	W	17	10
S19	Georgia Tech	A	L	21	24
S28	Duke	H	W	34	3
O5	Kansas	H	W	31	19
O12	Clemson #18	A	T	20	20
O19	North Carolina	H	W	14	9
O26	Wake Forest	H	W	48	7
N2	VMI	H	W	42	0
N9	#24 N.C. State #18	A	W	42	10
N23	#20 Virginia Tech	H	W	38	0
D29	#19 Oklahoma #20 (Gator Bowl - Jacksonville, Fla.)	N	L	14	48

**1992 (7-4-0; 4-4 ACC, T-4th)**  
**Coach:** George Welsh  
**Captains:** Terry Kirby, Chris Slade, Gary Steele

S5	#25 Maryland	H	W	28	15
S12	#23 Navy	A	W	53	0
S19	#20 Georgia Tech #22	H	W	55	24
S26	#14 Duke	A	W	55	28
O3	#14 Wake Forest	A	W	31	17
O10	#10 Clemson #25	H	L	28	29
O17	#17 North Carolina	A	L	7	27
O24	#24 William & Mary	H	W	33	7
O31	#23 Florida State #6	H	L	3	13
N7	N.C. State #17	H	L	7	31
N21	Virginia Tech	A	W	41	38

**1993 (7-5-0; 5-3 ACC, T-3rd)**  
**Coach:** George Welsh  
**Captains:** Mark Dixon, Keith Lyle, Greg McClellan, Jerrod Washington

S4	Maryland	A	W	43	29
S11	Navy	H	W	38	0
S16	#25 Georgia Tech	A	W	35	14
S25	#22 Duke	H	W	35	0
O2	#21 Ohio	H	W	41	7
O16	#15 Florida State #1	A	L	14	40
O23	#21 North Carolina #12	H	W	17	10
O30	#16 N.C. State	A	L	29	34
N6	#21 Wake Forest	H	W	21	9
N13	#18 Clemson	A	L	14	23
N20	#23 Virginia Tech #25	H	L	17	20
J1	Boston College #15 (Carquest Bowl - Miami, Fla.)	N	L	13	31

**1994 (9-3-0; 5-3 ACC, T-3rd)**  
Independence Bowl Champions  
**Coach:** George Welsh  
**Captains:** Mike Frederick, Randy Neal, Charles Way

S3	Florida State #3	A	L	17	41
S10	Navy	A	W	47	10
S17	Clemson	H	W	9	6
O1	William & Mary	H	W	37	3
O8	Wake Forest	A	W	42	6
O15	Georgia Tech	A	W	24	7
O22	#25 North Carolina #15	H	W	34	10
N5	#13 Duke #23	A	L	25	28
N12	#21 Maryland	H	W	46	21
N19	#16 Virginia Tech #14	A	W	42	23
N25	#13 N.C. State	H	L	27	30
D28	#18 Texas Christian (Independence Bowl - Shreveport, La.)	N	W	20	10

**Note:** *Virginia ranked No. 15 in final AP poll.*

**1995 (9-4-0; 7-1 ACC, T-1st)**  
ACC Co-Champions & Peach Bowl Champions  
**Coach:** George Welsh  
**Captains:** Jason Augustino, Mike Groh, Skeet Jones

A26	#17 Michigan #14 (Pigskin Classic)	A	L	17	18
S2	#17 William & Mary	H	W	40	16
S9	#16 N.C. State #23	A	W	29	24
S16	#16 Georgia Tech	H	W	41	14
S23	#11 Clemson	A	W	22	3
S30	#11 Wake Forest	H	W	35	17
O7	#9 North Carolina	A	L	17	22
O14	#19 Duke	H	W	44	30
O21	#14 Texas #16	A	L	16	17
N2	#24 Florida State #2	H	W	33	28
N11	#14 Maryland	A	W	21	18
N18	#13 Virginia Tech #20	H	L	29	36
D30	#18 Georgia (Peach Bowl - Atlanta, Ga.)	N	W	34	27

**Note:** *Virginia ranked No. 16 in final AP poll.*

**1996 (7-5; 5-3 ACC, 4th)**  
**Coach:** George Welsh  
**Captains:** Tiki Barber, Todd White

S7	#23 Central Michigan	H	W	55	21
S14	#22 Maryland	H	W	21	3
S21	#20 Wake Forest	A	W	42	7
S28	#19 Texas #13	H	W	37	13
O5	#12 Georgia Tech	A	L	7	13
O19	#20 N.C. State	H	W	62	14
O26	#20 Florida State #3	A	L	24	31
N2	#16 Duke	A	W	27	3
N9	#15 Clemson	H	L	16	24
N16	#24 North Carolina #6	H	W	20	17
N29	#20 Virginia Tech #17	A	L	9	26
D27	Miami (Fla.) #19 (Carquest Bowl - Miami, Fla.)	N	L	21	31

**1997 (7-4; 5-3 ACC, T-3rd)**  
**Coach:** George Welsh  
**Captains:** Doug Karczewski, Anthony Poindexter

S4	Auburn #17	H	L	17	28
S13	Richmond	H	W	26	7
S27	North Carolina #5	A	L	20	48
O4	Wake Forest	H	W	21	13
O11	Clemson	A	W	21	7
O18	Duke	H	W	13	10
O25	Florida State #3	H	L	21	47
N1	Maryland	A	W	45	0
N8	Georgia Tech	H	W	35	31
N15	N.C. State	A	L	24	31
N29	Virginia Tech	H	W	34	20

**1998 (9-3; 6-2 ACC, 3rd)**  
**Coach:** George Welsh  
**Captains:** Aaron Brooks, Anthony Poindexter

S3	#16 Auburn #25	A	W	19	0
S12	#12 Maryland	H	W	31	19
S19	#10 Clemson	H	W	20	18
S26	#11 Duke	A	W	24	0
O3	#10 San Jose State	H	W	52	14
O17	#7 Georgia Tech #25	A	L	38	41
O24	#16 N.C. State	H	W	23	13
O31	#15 Wake Forest	A	W	38	17
N7	#12 Florida State #6	A	L	14	45
N14	#21 North Carolina	H	W	30	13
N28	#16 Virginia Tech #20	A	W	36	32
D31	#13 Georgia #19 (Peach Bowl - Atlanta, Ga.)	N	L	33	35

**Note:** *Virginia ranked No. 18 in final AP poll.*

**1999 (7-5; 5-3 ACC, T-2nd)**  
**Coach:** George Welsh  
**Captains:** Travis Griffith, Thomas Jones, Noel LaMontagne, Byron Thweatt

S4	#23 North Carolina	A	W	20	17
S11	#22 Clemson	A	L	14	33
S18	Wake Forest	H	W	35	7
S25	Brigham Young #17	A	W	45	40
O2	#24 Virginia Tech #8	H	L	7	31
O9	Duke (OT)	H	L	17	24
O16	N.C. State	A	W	47	26
O30	Florida State #1	H	L	10	35
N6	Georgia Tech #7	H	W	45	38
N13	Buffalo	H	W	50	21
N20	Maryland	A	W	34	30
D30	Illinois (Micronpc.com Bowl)	N	L	21	63

N-Miami/Ft. Lauderdale, Fla.

**2000 (6-6; 5-3 ACC, 3rd)**  
**Coach:** George Welsh  
**Captains:** Brad Barnes, Yubrenal Isabelle, Byron Thweatt, Patrick Washington

S2	Brigham Young (OT)	H	L	35	38
S9	Richmond	H	W	34	6
S16	Duke	A	W	26	10
S23	Clemson #11	H	L	10	31
S30	Wake Forest	A	W	27	10
O7	Maryland	H	W	31	23
O21	Florida State #6	A	L	3	37
O28	North Carolina	H	W	17	6
N9	Georgia Tech #24	A	L	0	35
N18	N.C. State	H	W	24	17
N25	Virginia Tech #6	A	L	21	42
D24	Georgia #24 (Oahu Bowl)	N	L	14	37

N-Honolulu, Hawaii

**2001 (5-7; 3-5 ACC, T-7th)**  
**Coach:** Al Groh  
**Captains:** Monsanto Pope, Evan Routzahn, Antwoine Womack

A25	Wisconsin #22 (Eddie Robinson Classic)	A	L	17	26
S1	Richmond	H	W	17	16
S22	Clemson #19	A	W	26	24
S29	Duke	H	W	31	10
O6	Maryland #25	A	L	21	41
O13	North Carolina	A	L	24	30
O20	Florida State #21	H	L	7	43
O27	N.C. State	A	L	0	24
N3	Wake Forest	H	L	30	34
N10	Georgia Tech #20	H	W	39	38
N17	Virginia Tech #18	H	L	17	31
D1	Penn State	H	W	20	14

**2002 (9-5; 6-2 ACC, T-2nd)**  
**Continental Tire Bowl Champions**  
**Coach:** Al Groh  
**Captains:** Angelo Crowell, Billy McMullen

A22	Colorado State (Jim Thorpe Classic)	H	L	29	35
A31	Florida State #5	A	L	19	40
S7	South Carolina #22	H	W	34	21
S21	Akron	H	W	48	29
S28	Wake Forest	A	W	38	34
O5	Duke	A	W	27	22
O12	Clemson	H	W	22	17
O19	North Carolina	H	W	37	27
O26	Georgia Tech	A	L	15	23
N9	Penn State #19	A	L	14	35
N16	N.C. State #20	H	W	14	9
N23	Maryland #18	H	W	48	13
N30	Virginia Tech #22	A	L	9	21
D28	West Virginia #15 (Continental Tire Bowl - Charlotte, N.C.)	N	W	48	22

**Note:** *Virginia ranked No. 22 in final AP poll.*

**2003 (8-5; 4-4 ACC, T-4th)**  
**Continental Tire Bowl Champions**  
**Coach:** Al Groh  
**Captains:** Almondo Curry, Matt Schaub

A30	#18 Duke	H	W	27	0
S6	#15 South Carolina	A	L	7	31
S13	Western Michigan	A	W	59	16
S27	Wake Forest	H	W	27	24
O4	North Carolina	A	W	38	13
O11	#25 Clemson (OT)	A	L	27	30
O18	Florida State #7	H	L	14	19
O25	Troy	H	W	24	0
N1	N.C. State	A	L	37	51
N13	Maryland	A	L	17	27
N22	Georgia Tech	H	W	29	17
N29	Virginia Tech #21	H	W	35	21
D27	Pittsburgh (Continental Tire Bowl - Charlotte, N.C.)	N	W	23	16

**2004 (8-4; 5-3 ACC, T-3rd)**  
**Coach:** Al Groh  
**Captains:** Elton Brown, Chris Canty, Jermaine Hardy, Heath Miller, Brennan Schmidt

S4	#15 Temple	A	W	44	14
S11	#12 North Carolina	H	W	56	24
S18	#12 Akron	H	W	51	0
S25	#13 Syracuse	H	W	31	10
O7	#6 Clemson	H	W	30	10
O16	#14 Florida State #7	A	L	3	36
O23	#13 Duke	A	W	37	16
N6	#10 Maryland	H	W	16	0
N13	#18 Miami (Fla.) #18	H	L	21	31
N20	#16 Georgia Tech	A	W	30	10
N27	#18 Virginia Tech #11	A	L	10	24
D27	#18 Fresno State (OT) (MPC Computers Bowl - Boise, Idaho)	N	L	34	37

**Note:** *Virginia ranked No. 23 in final AP poll.*

**2005 (7-5; 3-5 ACC, 5th Coastal)**  
Music City Bowl Champions  
**Coach:** Al Groh  
**Captains:** Tony Franklin, Marques Hagans, Wali Lundy, Brennan Schmidt

S3	#25 Western Michigan	H	W	31	19
S17	#25 Syracuse	A	W	27	24
S24	#23 Duke	H	W	38	7
O1	#19 Maryland	A	L	33	45
O8	Boston College #18	A	L	17	28
O15	Florida State #4	H	W	26	21
O22					



Virginia's 14-13 win over then-No. 23 Florida State on Nov. 19, 2011 in Tallahassee proved to be historic for the Cavaliers as UVa became the first program in college football history to record road victories at Florida State and Miami in the same season - two programs that have brought seven combined National Championships to the Sunshine State. UVa also defeated the Miami Hurricanes, 28-21, at Sun Life Stadium earlier during the 2011 season on ESPN's Thursday Night Football.

**2006 (5-7, 4-4 ACC, 3rd Coastal)**  
**Coach:** Al Groh  
**Captains:** Marcus Hamilton, Chris Long, Christian Olsen, Deyon Williams

S2	Pittsburgh	A	L	13	38
S9	Wyoming (OT)	H	W	13	12
S16	Western Michigan	H	L	10	17
S21	Georgia Tech	A	L	7	24
S30	Duke	A	W	37	0
O7	East Carolina	A	L	21	31
O14	Maryland	H	L	26	28
O19	North Carolina	H	W	23	0
O28	N.C. State	H	W	14	7
N4	Florida State	A	L	0	33
N18	Miami (Fla.)	H	W	17	7
N25	Virginia Tech #17	A	L	0	17

**2007 (9-4, 6-2 ACC, 2nd Coastal)**  
**Coach:** Al Groh  
**Captains:** Branden Albert, Chris Long, Tom Santi

S1	Wyoming	A	L	3	23
S8	Duke	H	W	24	13
S15	North Carolina	A	W	22	20
S22	Georgia Tech	H	W	28	23
S29	Pittsburgh	H	W	44	14
O6	Middle Tennessee	A	W	23	21
O13	Connecticut	H	W	17	16
O20	Maryland	A	W	18	17
O27 #21	N.C. State	A	L	24	29
N3	Wake Forest #21	H	W	17	16
N10 #23	Miami (Fla.)	A	W	48	0
N24 #16	Virginia Tech #8	H	L	21	33
J1	#21 Texas Tech	N	L	28	31

(Gator Bowl - Jacksonville, Fla.)

**2008 (5-7, 3-5 ACC, 5th Coastal)**  
**Coach:** Al Groh  
**Captains:** Vic Hall, Cedric Peerman, John Phillips, Clint Sintim

A30	Southern California #3	H	L	7	52
S6	Richmond	H	W	16	0
S13	Connecticut	A	L	10	45
S27	Duke	A	L	3	31
O4	Maryland	H	W	31	0
O11	East Carolina	H	W	35	20
O18	No. Carolina (OT) #18	H	W	16	13
O25	Georgia Tech #21	A	W	24	17
N1	Miami (OT)	H	L	17	24
N8	Wake Forest	A	L	17	28
N22	Clemson	H	L	3	13
N29	Virginia Tech	A	L	14	17

**2009 (3-9, 2-6 ACC, 6th Coastal)**  
**Coach:** Al Groh  
**Captains:** Will Barker, Denzel Burrell, Aaron Clark, Vic Hall

S5	William & Mary	H	L	14	26
S12	TCU #16	H	L	14	30
S19	Southern Miss	A	L	34	37
O3	North Carolina	A	W	16	3
O10	Indiana	H	W	47	7
O17	Maryland	A	W	20	9
O24	Georgia Tech #11	H	L	9	34
O31	Duke	H	L	17	28
N7	Miami #16	A	L	17	52
N14	Boston College	H	L	10	14
N21	Clemson #18	A	L	21	34
N28	Virginia Tech #14	H	L	13	42

**2010 (4-8, 1-7 ACC, T6th Coastal)**  
**Coach:** Mike London  
**Captains:** John-Kevin Dolce, Ras-I Dowling, Nick Jenkins, Joe Torchia, Marc Verica

S4	Richmond	H	W	34	13
S11	Southern California #16A	L	L	14	17
S25	VMI	H	W	48	7
O2	Florida State	H	L	14	34
O9	Georgia Tech	A	L	21	33
O16	North Carolina	H	L	10	44
O23	Eastern Michigan	H	W	48	21
O30	Miami (Fla.) #22	H	W	24	19
N6	Duke	A	L	48	55
N13	Maryland	H	L	23	42
N20	Boston College	A	L	13	17
N27	Virginia Tech #13	A	L	7	37

**2011 (8-5, 5-3 ACC, T2nd Coastal)**  
**Coach:** Mike London  
**Captains:** Nick Jenkins, Perry Jones, Rodney McLeod, Matt Snyder

S3	William & Mary	H	W	40	3
S10	Indiana	A	W	34	31
S17	North Carolina	A	L	17	28
S24	Southern Miss	H	L	24	30
O1	Idaho (OT)	H	W	21	20
O15	Georgia Tech #12	H	W	24	21
O22	NC State	H	L	14	28
O27	Miami (Fla.)	A	W	28	21
N5	Maryland	A	W	31	13
N12	Duke	H	W	31	21
N19	Florida State #23	A	W	14	13
N26 #24	Virginia Tech #6	H	L	0	38
D31	Auburn	N	L	24	43

(Chick-fil-A Bowl - Atlanta, Ga.)

**2012 (4-8, 2-6 ACC, 6th Coastal)**  
**Coach:** Mike London  
**Captains:** Oday Aboushi, Steve Greer, Will Hill, Perry Jones, La'Roy Reynolds

S1	Richmond	H	W	43	19
S8	Penn State	H	W	17	16
S15	Georgia Tech	A	L	20	56
S22	TCU #17	A	L	7	27
S29	Louisiana Tech	H	L	38	44
O6	Duke	A	L	17	42
O13	Maryland	H	L	20	27
O20	Wake Forest	H	L	10	16
N3	NC State	A	W	33	6
N10	Miami (Fla.)	H	W	41	40
N15	North Carolina	H	L	13	37
N24	Virginia Tech	A	L	14	17


**Key**  
• H-home A-away N-neutral  
• Ranking before opponent is Virginia in AP poll.  
• Ranking after opponent is opponent's in AP poll.

# THE COACHING LINE

SEASONS	COACH (Alma Mater)	SEASONS	WON	LOST	TIED	PCT.
2010-present	Mike London (Richmond '83)	3	16	21	0	.432
2001-2009	Al Groh (Virginia '67)	9	59	53	0	.528
1982-2000	George Welsh (Navy '56)	19	134	86	3	.608
1976-81	Dick Bestwick (North Carolina '52)	6	16	49	1	.246
1974-75	Sonny Randle (Virginia '59)	2	5	17	0	.227
1971-73	Don Lawrence (Notre Dame '59)	3	11	22	0	.333
1965-70	George Blackburn (Findlay '37)	6	29	32	0	.475
1961-64	Bill Elias (Maryland '48)	4	16	23	1	.413
1958-60	Dick Voris (San Jose State '48)	3	1	29	0	.033
1956-57	Ben Martin (Navy '45)	2	7	12	1	.375
1953-55	Ned McDonald (Texas '40)	3	5	23	0	.179
1946-52	Art Guepe (Marquette '37)	7	47	17	2	.727
1937-45	Frank Murray (Tufts '08)	9	41	34	5	.544
1934-36	Gus Tebell (Wisconsin '23)	3	6	18	4	.286
1931-33	Fred Dawson (Princeton '10)	3	8	17	4	.345
1929-30	Earl Abell (Colgate '16)	2	8	9	2	.474
1923-28	Earle "Greasy" Neale (W.Va. Wesleyan '15)	6	28	22	5	.555
1922	Thomas Campbell (Harvard '12)	1	4	4	1	.500
1913, 1920-21	Rice Warren (Virginia '05)	3	17	7	2	.692
1919	Harris Coleman (Virginia '16)	1	2	5	2	.333
1917-18	No Varsity Schedule	—	—	—	—	—
1916	Peyton Evans (Virginia '15)	1	4	5	0	.444
1915	Harry Varner (Virginia '11)	1	8	1	0	.889
1914	Joseph Wood (Virginia '14)	1	8	1	0	.889
1912	John "Speed" Elliott (Virginia '09)	1	6	3	0	.667
1911	Kemper Yancey (Virginia '09)	1	8	2	0	.800
1910	Charles Crawford (Virginia '08)	1	6	2	0	.750
1909	John Neff (Virginia '08)	1	7	1	0	.875
1908	Merritt Cooke, Jr. (Virginia '06)	1	7	0	1	.938
1907	Hammond Johnson (Virginia '07)	1	6	3	1	.650
1905-06	William Cole (Michigan '03)	2	12	6	2	.650
1904	Foster Sanford (Yale '95)	1	6	3	0	.667
1903	Gresham Poe (Princeton '02)	1	7	2	1	.750
1902	John deSaulles (Yale '99)	1	8	1	1	.850
1901	Wesley Abbott (Yale '99)	1	8	2	0	.800
1899-1900	Archie Hoxton (Virginia '96)	2	11	5	3	.658
1898	Joseph Massie (Virginia '93)	1	6	5	0	.546
1896-97	Martin Bergen (Princeton '92)	2	13	4	3	.725
1895	Harry Mackey (Pennsylvania '93)	1	9	2	0	.818
1893-94	John Poe (Princeton '95)	2	16	5	0	.762
1892	Unknown *	1	3	2	1	.583
1891	Unknown *	1	2	1	2	.600
1890	Unknown *	1	5	2	0	.714
1889	Unknown *	1	4	2	0	.667
1888	Unknown *	1	2	1	0	.667
		123	632	560	48	.529

\*Team was probably coached by captains and student managers

*George Welsh, a College Football Hall of Famer, is Virginia's winningest coach with 134 victories.*





*UVA enters Scott Stadium prior to its 2011 Homecomings' victory over previously undefeated and then-No. 12 Georgia Tech.*


# VIRGINIA HOMECOMINGS GAME RESULTS

## Overall Record: 45-41-2 (.523)

Year	Date	Opponent	Result	Year	Date	Opponent	Result	Year	Date	Opponent	Result
1923	11/17	Virginia Tech	L, 3-6	1954	10/16	VMI	W, 21-0	1985	9/28	Navy	L, 13-17
1924	11/8	Georgia	L, 0-7	1955	10/15	VMI	L, 13-20	1986	11/1	William & Mary	L, 37-41
1925	11/14	Virginia Tech	W, 10-0	1956	10/6	Wake Forest	W, 7-6	1987	9/26	Duke	W, 42-17
1926	11/6	Wash. & Lee	W, 30-6	1957	10/12	Clemson	L, 6-20	1988	10/8	Clemson	L, 7-10
1927	11/5	Virginia Tech	W, 7-0	1958	10/4	N.C. State	L, 14-26	1989	10/28	Louisville	W, 16-15
1928	11/3	Wash. & Lee	W, 20-13	1959	10/24	Vanderbilt	L, 0-33	1990	11/3	Georgia Tech	L, 38-41
1929	11/16	Virginia Tech	L, 12-32	1960	10/29	Wake Forest	L, 20-28	1991	10/5	Kansas	W, 31-19
1930	11/15	Wash. & Lee	W, 20-7	1961	10/7	N.C. State	L, 14-21	1992	10/24	William & Mary	W, 33-7
1931	10/15	VMI	L, 3-18	1962	10/20	Wake Forest	W, 14-12	1993	10/2	Ohio University	W, 41-7
1932	11/5	Wash. & Lee	L, 0-7	1963	10/19	S. Carolina	T, 10-10	1994	10/1	William & Mary	W, 37-3
1933	10/28	VMI	L, 12-13	1964	10/24	N.C. State	L, 15-24	1995	9/30	Wake Forest	W, 35-17
1934	11/10	Wash. & Lee	L, 0-20	1965	10/30	N.C. State	L, 0-13	1996	9/28	Texas	W, 37-13
1935	10/26	VMI	T, 0-0	1966	10/15	VMI	W, 38-27	1997	10/4	Wake Forest	W, 21-13
1936	10/24	Wash. & Lee	L, 0-13	1967	10/14	Duke	L, 6-13	1998	10/3	San Jose State	W, 52-14
1937	10/23	VMI	L, 7-26	1968	10/5	Davidson	W, 41-14	1999	9/18	Wake Forest	W, 35-7
1938	10/1	Wash. & Lee	W, 13-0	1969	9/27	Duke	W, 10-0	2000	9/23	Clemson	L, 10-31
1939	10/14	Maryland	W, 12-7	1970	10/3	Wake Forest	L, 7-27	2001	9/29	Duke	W, 31-10
1940	10/19	VMI	L, 0-7	1971	9/25	Duke	L, 0-28	2002	9/21	Akron	W, 48-29
1941	11/8	Wash. & Lee	W, 27-7	1972	10/28	Maryland	L, 23-24	2003	10/25	Troy	W, 24-0
1942	No Homecoming Game			1973	10/6	Vanderbilt	L, 22-39	2004	9/18	Akron	W, 51-0
1943	10/9	Richmond	L, 7-16	1974	10/12	N.C. State	L, 21-22	2005	9/24	Duke	W, 38-7
1944	No Homecoming Game			1975	11/8	East Carolina	L, 10-61	2006	9/16	Western Michigan	L, 10-17
1945	11/10	Richmond	W, 45-0	1976	9/25	Duke	L, 6-21	2007	10/13	Connecticut	W, 17-16
1946	10/12	VMI	W, 19-8	1977	9/24	Duke	L, 7-31	2008	10/11	East Carolina	W, 35-20
1947	10/11	Harvard	W, 47-0	1978	9/16	Navy	L, 0-32	2009	10/10	Indiana	W, 47-7
1948	10/23	VMI	W, 26-14	1979	9/29	Duke	W, 30-12	2010	10/16	North Carolina	L, 10-44
1949	10/15	Wash. & Lee	W, 27-7	1980	10/11	Clemson	L, 24-27	2011	10/15	Georgia Tech	W, 24-21
1950	10/21	VMI	W, 26-13	1981	10/24	Wake Forest	L, 21-24	2012	10/13	Maryland	L, 20-27
1951	10/20	VMI	W, 34-14	1982	10/23	Wake Forest	W, 34-27				
1952	10/25	Duke	L, 7-21	1983	11/12	North Carolina	W, 17-14				
1953	10/17	VMI	L, 6-21	1984	10/20	Wake Forest	W, 28-9				

# ALL-TIME LETTERMEN

Following is a list of all 2,046 individuals who have been awarded the Virginia monogram for at least one season. Each year listed is the season the person earned a varsity letter. Players returning for the 2013 season are listed in **Bold**. Captains, managers and service awards are indicated by parentheses.



**DUANE ASHMAN**

A four-year letterman from 1993-96, defensive end Duane Ashman is tied for fifth in school history with 23 quarterback sacks.

## A


Abbott, Lawrence W.	1940-41
Abbott, William R.	1890
Aben, Joseph G.	1992-94
Abrams, C. Michael	1999-00-01
Abramson, Milton G.	1932-33
Aboushi, Oday (Capt.)	2010-11-12
Acree, John W. (Capt.)	1936-37-38
Adams, Jenna D. (Mgr.)	2000
Agee, Anthony W.	1994-95
Ahner, W.H.	1924-25-26
Ahunamba, Michael	2011
Aiken, Daniel L.	2007-08-09-10
Ainslie, George A.	1890
Albert, Branden B. (Capt.)	2005-06-07
Albert, Larry	1970-71
Aldrich, Robert B.	1940
Alexander, Donald	1951-52-53
Allanson, Scott L.	1995
Allen, Demetrius C. "Pete"	1992-93-94-95
Allen, George, Jr.	1972-73
Allen, Jeffrey	1987-88
Alvarez, Al	1976-77-78
Alvarez, Caesar L.	1975-76-77-78
Alvarez, Hector R. Jr. (Mgr.)	1996-97
Alznauer, Alfred G.	1962
Ambrose, Dick (Capt.)	1972-73-74
Anderson, Daymon W.	1990-91-92
Anderson, Edward C.	1914-15
Anderson, G. W.	1914-15
Anderson, Jeffrey R.	1966-67-68
Anderson, Joseph R.J.	1888
Anderson, Kelvin M.	1977-78-79
Anderson, Maurice A.	1996-97-98-99
Anderson, Ottawa	2001-02-03-05
Anderson, Stuart N.	1978-79-80-81
Andrews, Edward B.	1933-34
Andrews, Dennis	1960-61-62
Angle, Clarence E.	1962-63
Annis, James J. (Mgr.)	1992-93-94
Appleby, Antonio D.	2005-06-07-08
Archer, W.W. (Mgr.)	1952-53
Arnall, Bruce P.	1977
Arnette, Gene (Capt.)	1967-68
Arnold, G. B.	1922-23

Asher, Oliver	1987
Ashman, Duane A.	1993-94-95-96
Ashwell, James	1951
Augustino, Jason W. (Capt.)	1993-94-95
Ausberry, Marshall L.	2005
Austin, Randolph I.	1991
Austin, Vernon C.	1928
Azelby, Robert (Mgr.)	1986-87-88-89

## B

Baber, William F.	1997-98-99-00
Bachman, Nathan L.	1902
Bailey, Bruce	1946-47
Bailey, Kevin T.	2000-01-02-03
Bailey, Rives	1953-54-55
Baker, Daniel A. (Mgr.)	1985
Bakhtiar, James A. (Capt.)	1955-56-57
Baldwin, G.W. E.	1923
Balezantis, Mark	1984-85
Ballard, Wayne	1959-60
Banbury, John R., Jr.	1975-77
Banks, J.B. (Mgr.)	1919
Banks, William S.	1935
Barber, J. O. "Ronde"	1994-95-96
Barber, A. K. "Tiki" (Capt.)	1994-95-96
Barbour, Stuart A., Jr.	1945-46-47-48
Barger, John	1958-59
Barile, Carl	1972-73
Barker, Edwin	1962
Barker, R. A.	1914
Barker, William S. (Capt.)	2006-07-08-09
Barkley, Rufus C.	1948-49-50-51
Barnes, K. Bradley (Capt.)	1999-00
Barrol, Lewis (Mgr.)	1950
Barron, Anne Elizabeth (Mgr.)	1996
Barry, James E.	1905
Barthelmes, Brian	2002-03-04-05
Bass, Spencer	1903
Battle, Devon L.	2001
Battle, LoVante	2010-11-12
Battle, Mike	1984-85-86-87
Bauda, Russ	1970
Bauman, Y. Hans	1974-75-76-77
Bauman, Lawrence	1946-47-48
Bawuah, A. Kofi	1998-99
Bayliss, Bill (Mgr.)	1971-72-73
Beam, George B.	1974
Bear, James A., Jr.	1941-42
Beattie, John	1973
Beckett, J.H.	1907
Bedesem, Richard W.	2000-02-03-04
Belfield, Philip (Mgr.)	1997-98-99
Belfield, Samuel S. (Mgr.)	1994-95-96
Belic, Chuck	1970-71-72
Bell, Andrew A.	1991-92-93
Bell, Richard P. (Mgr.)	1904
Benckenstein, John H.	1926-27-28
Benet, W. Christie	1900-01
Bennett, Michael	1973
Berce, Robert W.	1975
Berger, Spencer S.	1932-33-34
Bergman, Carl (Mgr.)	1936
Berkeley, Alfred R., Jr.	1936-37
Berkeley, Norborne	1914-15
Berry, Thomas	1950-51-54
Berry, Thomas R.	1982
Bessell, Edmund	1947-49-50-51
Best, Ryan A.	2005-06
Bethel, Carlisle A.	1927
Beury, James	1930
Bevan, Kenneth	1943
Beveridge, James W.	1938
Bickers, Duane	1961-62-63
Billyk, Allen C.	2006-07
Bingham, Robert W.	1890
Bischoff, Bob	1968-69-70
Bizousky, Franklin P.	1980-81
Blackburn, James F.	1969
Blackburn, John B.	1969
Blackford, Staige D. (Capt.)	1921-22-23
Blackstock, Darryl	2002-03-04
Bladel, Peter J.	2007
Blaine, James G., Jr.	1894
Blair, William Harrison (Mgr.)	1888

Blakeley, Daniel L.	1971-72-73
Blakey, R. K.	1916-20
Blandford, Charlie	1968-69-70
Blanding, Derek N.	1981
Bloemers, Meindert (Mgr.)	1990
Blosser, R. Allen	1981
Blount, Tony	1976-77-78-79
Blundin, Matthew B. (Capt.)	1989-90-91
Board, Joe	1959
Bock, Joseph A.	1979-80
Bodison, Brian W.	1985
Bolling, Anthony	1983-85
Bond, David O. (Capt.)	1982-83-84
Bonney, William	1951-54-55
Booker, Ronald M.	1980-81-82
Boothe, M.L. (Mgr.)	1930
Borchers, Dennis	1965-66-67
Borsari, Chris E.	1989-90
Bosher, Percy	1894
Boucek, Heath	2002
<b>Bowanko, Luke</b>	<b>2011-12</b>
Bowden, C. H.	1892-93
Bowden, Robert J.	1974-76-77
Bowen, H. M.	1908-09-10
Bowers, Casey E. (Mgr.)	2001-02-03
Bowie, Kevin J.	1975
Bradley, Kevin	2005
Bradley, Landon	2009-10-11
Branble, William L.	1925-27
Brancati, Mike	1976-78-79
Branch, Nisha	1998-99
Brand, Richard W. (Capt.)	1966-67-68
Brandenburger, Mark A. (Mgr.)	1990-91-93
Bratt, Dave	1970
Brathwaite, Chris	2012
Braun, G. P., Jr.	1933
Braverman, Todd H.	1998-99
Bressan, Bob	1968-70-71
Brewer, Ward W.	1930-31-32
Brice, William J.	1993-94-95-96
Bride, James C.	1900
Bridges, Bill	1976-77
<b>Brim, Demeitre</b>	<b>2012</b>
Brindle, Christopher	1985
Brinkley, Stan	1943
Britton, Trevor A.	1995-96-97
Broadus, Carl	1943
Broadnax, Christopher	2010
Bronston, Thomas H.	1902
Brooks, Aaron L. (Capt.)	1996-97-98
Brooks, Ahmad	2003-04-05
Brooks, Kevin	1992-93-94-95



**ELTON BROWN**

Guard Elton Brown was a first-team All-American as a senior in 2004. He won the ACC's Jacobs Blocking Trophy in 2003 and 2004.

Brookshire, Randal D.	1981-82-83
Brown, Chris	1970-71-72
Brown, David E.	1989-90-91
Brown, Elton (Capt.)	2001-02-03-04
Brown, Gregory A.	1978
Brown, Kristie (Mgr.)	1979
Brown, J. D.	1913-15
Brown, Javaris	2009

Brown, Michael A.	2005-06
Brown, Philip	2004
Brown, Ray W.	1944-45-46-47
Brown, Roy E. (Capt.)	1986-87-88-89
Brown, Thompson	2011
Brown, W.	1923
Browning, Lee	1975-76-77-78
Browning, Skip	1974-75-76-77
Bryan, J. R.	1888
Bryan, Steve C.	1966-67
Bryan, T. (Mgr.)	1905
Bryant, Arthur H., Jr.	1937-38
Bryant, C. Edgar	1940-41-42
Bryant, Donald L.	1986-87-88-89
Bryant, Herbert	1929-30-31
Buchanan, Robert A.	1966-67
Buck, Harrison L. (Mgr.)	1928
Buczynski, Kenneth R.	1994-95
Budd, Michael L.	1977-78-80-81
Bullett, Marcus J.	1996
Bullington, R. M., Jr. (Mgr.)	1922
Bullock, Quanah	1984-85
<b>Burbank, Ross</b>	<b>2012</b>
Burd, Kristopher A.	2008-09-10-11
Burford, David G.	1962
Burge, W.Y.	1921
Burger, Raye A. (Capt.)	1931-32-33
Burkhalter, Susan E. (Mgr.)	1977-78
Burkley, Bob	1970-71
Burlington, George	1894
Burnett, Lucien D., Jr.	1943-44
Burnett, Muscoe	1920
Burnim, Adrian V.	1995-97-98
Burns, John	1986
Burns, Thomas D.	1991-92-93
Burrell, Denzel L. (Capt.)	2007-08-09
Burton, John L.	1952
Butler, Bradley J., Jr.	2003-04-05
Byers, Emmanuel L.	2005-06
Byrd, Derrick L.	1994-95-96
Byrd, Julian M.	1899
Byrd, Victoria D. (Mgr.)	2001
Byrd, William E., Jr.	1927-28-29-30

## C

Cabbell, Robert L., IV	2008-09-10
Cain, Isaac	2009-10
Calamos, Jeff	1967-68
Caldwell, T. D. (Mgr.)	1932
Calfree, W. R.	1909
Calhoun, J. C.	1915
Call, Frank L., II (Capt.)	1956-57-58
Call, Robert	1979
Callinder, Rickey L.	1980-81-82-83
Calvert, Robert A.	1916
Cameron, George	1929-30
Campbell, Braden	2002
Campbell, Eldridge	1922
Campbell, Jack	1948
<b>Canady, Maurice</b>	<b>2012</b>
Canale, Terry	1959
Candler, James	1957
Canevari, Robert	1957-58
Cantrell, Wayne E.	1945
Canty, Christopher L. (Capt.)	2001-02-03-04
Carber, Ben	2002
Cardenas, Luis David	1985-86-87
Cardozo, Mosby G.	1938-39-40
Cardwell, B. Winston (Capt.)	1925-26-27-28
Cardwell, Vincent	1933-34
Cardwell, Victor O.	1982
Carey, Geoffrey	1991
Carey, Ronald (Capt.)	1987-88-89-90
Carlisle, Robert	1958
Carney, Alonzo B.	1897
Carnuche, Joe	1988
Carrington, A.B.	1916
Carrington, Edward (Capt.)	1964-65-66
Carrington, Jim	1968-69-70
Carrington, Richard A., Jr.	1920-21-22
Carrington, R. W. (Mgr.)	1910
Carroccio, Russell	1951
Carroll, Linwood W., Jr.	1981-84
Carter, Aubrey L. (Capt.)	1911-12-13

Carter, Darnell.....2010  
 Carter, Frederick D.....1987-88  
 Carter, Richard T. (Mgr.).....1967  
 Carter, Keenan.....2004-05-06  
 Cates, Brawner B., III (Trainer).....1966  
 Cascella, Robert Jr. ....1967  
**Cascarano, Sean.....2010-12**  
 Cash, D. Alvin.....1956-57-58  
 Casler, DeWitt B. (Mgr.).....1969  
 Catchings, Oliver W. (Capt.).....1891-92  
 Cathey, Michael Ray.....1988  
 Caulk, Kelly F.....1985-87  
 Cecil, B.R. (Capt.).....1908-09-10  
 Chamoun, Fady E.....1997-98  
 Champlin, Tom.....1976-77-78  
 Chapin, Scott H.....1983-84-85  
 Chaplin, James P.....1990  
 Chatman, Ryan (Mgr.).....2003-04  
 Chester, Patrick L.....1978-79-80-82  
 Childress, Daniel.....2009  
 Childress, Ryan W.....2000-01-02-03  
 Childrey, Thurston (Mgr.).....2003-04-05-06  
 Childs, Darren J.....2008-09  
 Chiles, John P.....1964  
 Chisolm, William (Capt.)...1950-51-52  
 Choic, William, Jr.....1900  
 Choma, John G.....1975-76-77  
 Christhilf, Mark H.....1969  
 Christhilf, Stuart M.....1961-62-63  
 Christian, Archer.....1909  
 Chung, Julie (Mgr.).....2005  
 Churchman, Charles J.....1916-19  
 Cikra, Jeffrey.....1973-74  
 Clardy, Carlton S., Jr.....1977  
 Clark, Aaron J. (Capt.).....2007-09  
 Clark, Henry (Mgr.).....1950  
 Clark, John F.....1920  
 Clark, William.....1998-99-00-01  
 Clarke, William B.....1954-55-56  
 Clay, Allen J.....1943-44  
 Clay, Eric A.....1985-86-87  
 Clements, Alan.....1970  
 Clifford, Davian.....1987  
 Close, Oscar Thomas.....1927-28  
 Cocke, Paul Lee (Capt.).....1896  
 Cockrell, Ewing.....1894  
 Cockrill, A.....1924-25  
 Coen, George W.....1935  
 Cofer, Richard S., Jr. (Capt.).....1943  
 Coffey, Kevin.....1998-99-00  
 Coleman, Bryan.....1976-77-78-79  
 Coleman, H. W. (Capt.) 1913-14-15-16  
 Coleman, Robert M. (Capt.)...1899-1900-01  
 Coleman, T.G.....1915  
 Coles, George M.....1931-32-33  
**Coley, Henry.....2011-12**  
 Collieran, James.....1973-74-75  
 Collier, Harris T. (Capt.)...1896-97-98  
 Collins, Brad M.....1990  
 Collins, Louis.....1976-77-78-79  
 Collins, Nathaniel A.....2006-07-08-09  
 Collins, Paul D.....1987-88-89-90  
 Collins, Peter B.....1992-93  
 Condon, William J.....1930-31-32  
 Connair, Paul.....1945  
 Conner, Andrews B., Jr.....1935-36  
 Conner, Clyde R.....1903  
 Conrath, Matthew F.....2008-09-10-11  
 Constantine, Richard.....1966-67-68  
 Cook, Christopher O.....2006-07-09  
 Cook, Kevin J.....1986-87-88-89  
 Cooke, Mark.....1989-90  
 Cooke, Merritt, Jr. (Capt.)...1903-04-05-06  
**Cooper, Anthony.....2012**  
 Cooper, Charles C.....1941-42  
 Copeland, James.....1964-65-66  
 Copeland, William.....1973-74-75-76  
 Copper, Jon S.....2005-06-07-08  
 Corley, Ralph A. III.....1965  
 Cornachione, Mike.....1972-73-74  
 Corson, John J.....1954-55-56  
 Costas, Stormy.....1970-71  
 Council, Walter W. (Capt.)...1902-03-04  
 Covington, Anthony L.....1987-88-89-90  
 Covington, Jim.....1952  
 Covington, Maurice D.....2006-07-08  
 Craig, Irvin.....1919  
 Craig, Ross W.....1940-41  
 Crawford, Casey S.....1996-97-98-99  
 Crawford, Kenneth.....1999-00




*Chris Canty lettered from 2001-04 and was a mainstay on UVa's bowl teams in 2002, 2003 and 2004. He was a captain in 2004.*

Crawford, Charles B.....1905-07  
 Creekmore, Thomas A.....1913  
 Crenshaw, Francis.....1940-41-42  
 Critchley, Craig A.....1970-71-72  
 Crocker, Joseph L.....1993-94-95  
 Croft, Lawrence.....1966-67  
 Crowell, Angelo D. (Capt.)...1999-00-01-02  
 Crowell, Germane L.....1995-96-97  
 Crum, William J.....1940  
 Cuddy, Curtis Emory.....1924-25-26  
 Cubbage, Michael.....1969  
 Cunningham, Alexander.....1890-91  
 Cunningham, Ian-Yates.....2003-06-07  
 Cuozzo, Gary (Capt.).....1960-61-62  
 Curry, Almondo A. (Capt.)...2001-02-03  
 Curry, Bill A.....1990-91-92-93  
 Custis, John (Mgr.).....1999  
 Cutler, Robert C.....1932-33

## D

Dabney, H. Slayton (Mgr.).....1996-97-98  
 Dabney, Virginius.....1896-1900  
 D'Acunto, Matthew A.....1998-99  
 Daggett, William W. (Capt.)...1889-90  
 Dahlgren, J. Eric.....1972-73-74  
 Dahlgren, John B.....1951  
 Daingerfield, J. K.....1907-09  
 Daly, Raymond.....1983-84  
 Dandridge, Victor (Mgr.).....1959  
 Daniel, Edward M.....1902  
 Daniel, Travis G.....1927  
 Darby, Donald W.....1923-24  
 Darden, Ronald C.....2005  
 Daugherty, G. (Mgr.).....1929  
 Dausch, Andrew W.....1991-92-93-94  
 Davenport, Henry B., III.....1957  
 Davenport, Stephen R. (Capt.)...1935-36-37  
 Davidson, Bertram.....1922  
 Davis, Adrian A. (Mgr.).....1994  
**Davis, Conner.....2012**  
 Davis, E.....1895-96-97-98  
 Davis, Edgar P.....1983-84-86  
 Davis, Harrison P., III.....1971-72-73  
 Davis, James P., Jr.....1971  
 Davis, John S., Jr.....1921-22  
 Davis, Raymond W.....1952  
 Davis, Richard J.....1944  
 Davis, Robert E.....1964-65-66  
 Davis, Roger.....1964-65  
 Davis, Stephen M. (Mgr.)...1993-94-95  
 Davis, Thierrien.....2004  
 Davis, Tyrone.....1991-92-93-94  
 Davis, William G.....1969-70-71  
 Davis, William A.....2002  
 Dawson, Jeffrey C. (Mgr.)...2000  
 Day, Richard W.....1928-29  
 Deane, Herbert D.....1922  
 Debuskey, Merle.....1943  
 DeButts, Richard F.....1928  
 DeButts, William J.....1929-30-31  
 DeGiorgi, John Albert.....1985  
 Deitrick, William A.....1922-23  
 Deke, Scott M.....2008  
 Delaney, Lindsay J.....1980-81  
 de Laureat, David.....2002-03

Delk, David L.....1990  
 Dempsey, Arnold.....1958-59-60  
 Dempsey, Joel L.....1985-86-87-88  
 Dennis, Bill.....1972-73-74  
 Depenbeck, John F., Jr.....1963-64  
 Derey, Walter L.....1994-95-96  
 Detrick, Jared B.....2007-08-10  
 Devlin, Andrew C.....2008  
 Dial, John M.....1931-32-33  
 Dias, Jermaine E.....2004-05-06-07  
 Dickelhoof, Greg.....1970-71-72  
 Dickerson, Dale A.....1971-72-73  
 Dickerson, James S.....1946-47  
 Dickey, Erwin, Jr.....1939-40  
 Dickey, Larry.....1962  
 Diehl, John.....1955  
 Diffey, A. Carter (Capt).....1923-24-25  
 Dingle, Antonio D.....1995-96-97-98  
 Dinwiddie, Harry E.....1936-37-38  
 Dismukes, Robert E. (Mgr.).....1931  
 Dittman, Bradley D.....1997  
 Dixon, Mark K. (Capt.).....1990-91-92-93  
 Dodson, E. Griffith.....1905-06  
 Dodson, E. Griffith, Jr.....1934  
 Dolce, John-Kevin (Capt.)...2008-09-10  
 Dombrowski, James (Capt.)...1982-83-84-85  
 Donahue, Ian (Mgr.).....1998-99-00  
 Donley, James T.....1963-64-65  
 Donahue, Ian.....1999  
 Donohue, Duncan E. (Mgr.)...1995-96-97-98  
 Dooley, Derek V.....1987-88-89-90  
 Dorsey, J. Mark, Jr.....2002-03  
 Dotson, Demetrius J.....1996-99-00  
 Doubt, Dennis.....1971  
 Dougherty, Michael.....1959  
 Dowe, Michael.....1973-74-75  
 Dowling, Ras-I (Capt.)..2007-08-09-10  
 Drewry, B. Leigh, Jr. (Mgr.)...1977-78  
 Driver, James G.....1910  
 Duckett, John A.....1998-00-01  
 Duda, John P. (Capt.).....1944-45-46  
 Duda, Patrick.....2009  
 Dudgeon, Henry M.....1992  
 Dudley, William M. (Capt.)...1939-40-41



*Safety Percy Ellsworth led the team with six interceptions as a first-team All-American in 1995 as UVa claimed its second ACC title.*

Dudley, Thomas E.....1942-46  
 Duffalo, Rick.....1972  
 Duffy, Terence J. (Capt.)...1960-61-62  
 Dunn, C.Y.....1929  
 Dunn, Joseph W.....1919-20  
 Dunnagan, Darby J. (Mgr.)...2001-02-03-04  
 Dunphep, Robert.....1963-64-65  
 Duong, Vi Sieu (Mgr.).....2000  
 Durbin, Bradley.....2002  
 Durham, Imhotep.....2004


## E

Early, Nathaniel B., Jr.....1892-93  
 Echard, Thomas C.....1930  
 Eck, Michael A.....1982-83  
 Edgar, William J., Jr.....1931-32  
 Edmonds, Gene H.....1948  
 Edwards, Robert (Capt.).....1958-59  
 Edwards, Thomas S.....1937

Edwards, William C.....1991-92-93  
 Egan, D. Cole.....1980  
 Ekejiuba, Isaiah.....2003-04  
 Elam, Robert A. (Mgr.).....1987-88-89  
 Elebbe, Akinwale O. "Wale".....1996-97-98  
 Elekes, James.....1953-54-55  
 Elliott, Carlton B.....1947-48-49  
 Elliott, William, Jr.....1891  
 Elliott, John S.....1908-09  
 Ellis, Charles W.....1944-45  
 Ellis, Daniel G.....1999-00  
 Ellis, Justin M. (Mgr.).....2000  
 Ellsworth, Percy D.....1992-93-94-95  
 Elmer, James.....1903  
 Elsom, T. Waverly, Jr.....1898  
 Ely, Richard J.....1936  
 Ereso, Glenn L. (Mgr.).....1993-94-95  
 Estes, A.N.....1897  
 Estes, Patrick.....2001-02-03-04  
 Evans, Jerton P.....1999-00-01-02  
 Evans, Peyton R.....1914  
 Ewers, Steven W.....1988

## F

Fadden, Thomas.....1973-74-75-76  
 Fagan, Shane (Mgr.).....2002-03-04-05  
 Fahey, James T. (Capt.).....1944  
 Fairbrothers, David L.....2006  
 Falshaw, Lloyd T.....1991  
 Fannon, Francis H.....1954-55  
 Farinholt, Bart.....1980-81-82-83  
 Farrell, Bill.....1970-71-72  
 Farrington, Mark.....2002-03  
 Farrior, James A.....1993-94-95-96  
 Fassio, Danny.....1967-68-69  
 Faulconer, Hunter.....1927-28-29  
 Faulconer, Hunter, Jr.....1959  
 Feagans, John.....1959  
 Fears, Eric.....1981-82-83  
 Fells-Danzer, Terence.....2009-10-11  
 Fenwick, Charles R.....1920-22  
 Ferens, Joseph E.....1969  
 Ferguson, D'Brickshaw.....2002-03-04-05  
 Ferguson, Eric (Mgr.).....1999  
 Ferguson, Kevin.....1984-85-86  
 Ferrara, Albert E.....1968  
 Ferris, Edward.....1959-60  
 Fetsko, John D.....1986-87  
 Fetsko, Michael E.....1985-86-87  
 Field, Alexander M.....2007-08  
 Fielder, Craig J.....1986  
 Fields, Dennis L.....1986  
 Fink, Joseph K.....1926  
 Finkelston, Tim.....1986-87-88-89  
 Finlay, Robert.....1943  
 Finley, Edward.....1910-11-12  
 Firesheets, Linda R. (Mgr.)...1981-82  
 Fischer, Stanford S.....1959-60-61  
 Fisher, Duane R.....1998-99  
 Fisher, J. Nikki.....1988-89-90-91  
 Fitzgerald, Jeffrey L.....2006-07  
 Fitzgerald, Harvie (Mgr.).....1951-52  
 Fleming, Carl, Jr.....1936-37  
 Flippin, Harrison F.....1927-28  
 Flock, George A.....1931  
 Flow, Donald E.....1974-75-76  
 Floyd, Earle N. (Mgr.).....1908  
 Fogg, Richard E.....1959  
 Foley, Randy.....1990-91  
 Ford, John.....1984-86-87-88  
 Ford, Pat.....1984  
 Ford, Thomas A.....1950-51-52  
 Foreman, Tyree L.....1999-00-01  
**Fortin, Matthew.....2011-12**  
 Foster, Henry P., Jr.....1921-22-23  
 Foster, Joshua D. (Mgr.)...1995-96-97-98-99  
 Fracker, Lee S.....1959  
 Franklin, Anthony I. (Capt.)...2003-04-05-06  
 Fray, Samuel B.....1945-46  
 Frazier, William L.....1981-82-83-84  
 Frederick, T. Michael (Capt.)...1991-92-93-94  
 Freedman, Beth H. (Mgr.)...1994-95-96  
 Freedman, Paul.....2010-11-12  
 Freeman, Robert.....1960-61-62  
 Frerotte, Albert G.....1938-39-40  
 Freshour, Michael L. (Mgr.)...1990-91  
 Friedberg, Samuel.....1925-26  
 Frizzzell, H. Lockwood (Capt.)...1946-47  
 Frost, Charles M.....1924



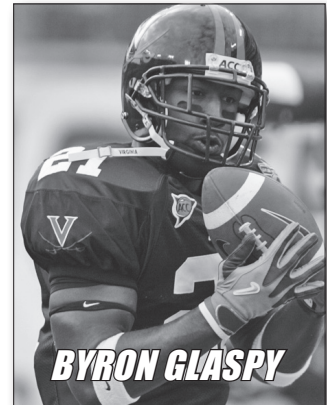
**SCOTT GARDNER**  
*Scott Gardner led the ACC in passing and total offense in 1973 and 1975 and graduated as UVa's all-time passing leader.*

- Fryberger, Philip K. ....1933-34
- Frye, Ian** ..... 2012
- Fuller, F.L. ....1891
- Fuller, Jason L. ....2008
- Fuller, Robert P. ....1941
- Fulp, Kenneth B. .... 1974-75-76-77
- Fulton, James J. ....1896
- Furst, Gerald ..... 1950-51-52

**G**

- Gaalaas, Trygve L. (Mgr.) .....1988
- Galloway, Christopher B. ....1991
- Gaffney, John F. ....1986
- Garcia, Rafael ..... 1993-94-95-96
- Gardner, Scott (Capt.)... 1972-73-74-75
- Gardner, Tyrus W. .... 2004-05-06
- Garner, W. Glover .....1952
- Garr, William R. (Mgr.) .....1991
- Garren, Harold A. .... 1983-84-85
- Garrett, A. Randolph .....1934
- Garnett, Alex Y. P. ....1905
- Garno, Edmund F. .... 1989-90-91
- Garrett, E.E. ....1889
- Garriot, Richard .....1965
- Garth, William ..... 1890-91
- Gassert, Ronald E. (Capt.) 1959-60-61
- Gathman, David B. ....1994-95
- Gatling, Herman D., Jr. ....1952-54
- Gay, Peter A. ....1951-52
- Gearhart, Paul T. (Mgr.) .....1985
- Gehr, Harry ..... 1971-72
- Gehring, Doug .....1972
- Gentry, Fenton A. ....1931
- George, Charles T. (Capt.)... 1937-38-39
- George, Woodruff, Jr. .... 1936-37-38
- Gerczak, Brian K. ....1991-92-93
- Gerstle, Harry L. ....1899
- Geyer, Horace, Jr. (Capt.)... 1908-09-10
- Gianakos, Nicholas, C. .... 1938-39-40
- Gianakos, John C. ....1944-45
- Gibson, Albert D. (Mgr.) .....1996-97
- Gill, Bernard A., Jr. ....1948-49
- Gillette, James T. ....1913-14
- Gillette, James T., Jr. (Capt.) 1937-38-39
- Gillette, R. Turnbull .....1941-42
- Gilmer, Thomas W. (Capt.) .....1888
- Glagola, Doug .....1988
- Glagola, Paul (Student Asst.) .....1995
- Glasper, Derrick L. .... 1975-76-77-78
- Glaspay, Byron R. .... 2005-06-07-08
- Glassic, Thomas (Capt.) 1972-73-74-75
- Glauber, Robert .....1926
- Gloth, William C. (Capt.)... 1906-07-08
- Glover, Jerry V. ....1981-82
- Godfrey, Gregory H. ....1971-72
- Goldberg, Boris S. .... 1947-48-49-50
- Golden, Kenneth E. ....1971
- Gollinge, Paul J. ....1988
- Gomolak, Gary .....1978-79
- Gonyo, Jerry .....1959
- Gooch, Miles** ..... 2011-12
- Gooch, Robert K. .... 1911-12-13-14
- Gooch, Stapleton D. ....1909
- Gooch, Stapleton D., Jr. ....1932
- Gooch, William S. ....1916

- Goode, Darren A. ....1981
- Goodhue, J. Forrest .....1911
- Goodman, Bobby .....1991-92
- Goodman, Frank S. ....1944
- Goodwin, E. Howard .....1939-41
- Goodwin, W. C. ....1916
- Goodwyn, Benson L. .... 1988-89-90
- Gorbett, Walter T. ....1945-46
- Gormley, William J. ....1981
- Gorham, Chris R. ....2005-07
- Gosney, Luther S. ....1938
- Goss, George T. H. ....1971
- Gottschalk, Sean P. ....2007
- Gould, Christopher M. . 2004-05-06-07
- Gould, Kevin (Capt.) ..... 1984-85-86
- Graham, David (Capt.) ..... 1957-61-62
- Graham, Robert S. ....1904-06
- Granger, Gordon IV .....1951-52
- Grant, Sharp .....1910
- Gravatt, John S. E. ....1930-31
- Gravatt, William M., Jr. ....1939-40
- Gravins, John J. III .....1958
- Gravins, Thomas ..... 1957-58-59
- Gray, Arthur P. ....1966-67
- Gray, Brian (Mgr.) .....2007
- Green, Donny J. ....1997-98-00
- Green, Jared P. .... 2008-09-10
- Greene, J. David ..... 1998-99-00-01
- Greene, John M. ....1962-63
- Greenleaf, John J. (Mgr.) .....1901
- Greenway, Addison W. .... 1889-90-91
- Greenway, John C. ....1890
- Greer, Steve (Capt.) ..... 2009-10-11-12
- Greggs, Durwin D. .... 1986-87-88-89
- Grier, Andre ..... 1976-78-79
- Griese, Robert S. .... 1988-89-90
- Griffin, Malcolm ..... 1898-99
- Griffith, C. Travis (Capt.) ..... 1996-97-98-99
- Griffith, Edmund B. ....1981
- Griggs, David W. (Capt.) ..... 1985-86-87-88
- Griggs, Thomas J. ....1960-61-62
- Griggs, William E., III ..... 1981-82-83
- Grimes, George ..... 1942-46-47
- Grinnell, David .....1979
- Griswold, William H. ....1952
- Grobe, Jim .....1973-74
- Groh, Albert, Jr. ....1965
- Groh, A. Michael, III (Capt.) ... 1994-95



**BYRON GLASPAY**  
*Byron Glaspay lettered from 2005-08 for the Cavaliers as a fixture in the Virginia secondary for head coach Al Groh.*


- Grover, Robert N. ....1894-96
- Gruber, Dave .....1970
- Grywatch, Trevor .....2011
- Gulaskey, Joseph, W., IV .... 1980-81-82
- Gunby, John K. (Mgr.) .....1916
- Gunderman, Robert E. ....1954-55
- Gustafson, Robert E. .... 1969-70-71
- Gut, Robert E. .... 1951-52-53
- Guttman, Bernard .....1943
- Gwynn, Dallas E. .... 1962-63-64

**H**

- Hamblen, Lapsley .....1948
- Hackemer, Dean F. ....1986
- Hackworth, Dennis ..... 1973-74-75
- Hagan, Thomas J. ....2002-03

- Hagens, Marques T. (Capt.)... 2002-03-04-05
- Hager, J. F. ....1916
- Hagy, Jesse ..... 1953-54-55
- Haines, Innes C. .... 1937-38-39
- Hairston, Eric .....1987
- Hale, Charles ..... 1973-74-75
- Hale, David A. ....2004
- Haley, Dennis .....2003-04
- Hall, Alexander .....2004
- Hall, David M. ....1979-80
- Hall, Joseph M. (Capt.) . 1987-88-89-90
- Hall, Thomas S. .... 1920-21-22-23
- Hall, Vicqual R. (Capt.) 2006-07-08-09
- Hall, W. ....1889
- Hallett, Horace S. .... 1932-33-34
- Hamilton, Frank L. .... 1959-60
- Hamilton, Marcus C. (Capt.) . 2003-04-05-06
- Hammer, Charles A. .... 1966-67-68
- Hammond, Darryl .....1986-87
- Hankins, Langdon ..... 1919-20-21
- Hannig, Thomas L. (Mgr.).. 1987-88-89
- Hanretty, John J. ....1937
- Hansen, Louis .....1950
- Hanson, Jere .....1943
- Harbison, Clinton M., Jr. ....1940
- Harding, Charlie ..... 1950-51-52
- Hardaway, Robert B. ....1949
- Hardy, M. Jermaine (Capt.)... 2001-02-03-04
- Harkleroad, Patrick C. ....1992-94
- Harold, Eli** ..... 2012
- Harper, Frederick .....1892-93
- Harris, Anthony** ..... 2011-12
- Harris, Arlen Q. .... 1999-00-01
- Harris, Arthur B. ....1901
- Harris, Arthur H. ....1921
- Harris, Billy (Mgr.) .....1952-54
- Harris, Eric ..... 1972
- Harris, Frank C. ....1901-02
- Harris, Floyd M. ....1927
- Harris, James N. .... 1980-81-82
- Harris, Jonathan C. .... 1993-94-95-96
- Harris, L. Peyton ..... 1938-39
- Harris, M. Antwan ..... 1996-97-98-99
- Harris, M.K. ....1910
- Harris, Randall ..... 1964-65-66
- Harris, Stuart H. Jr. ....1951-52
- Harris, William H. Jr. .... 1931-32-33
- Harris, William K. ....1977
- Harris, W. W. ....1912
- Harrison, Christopher A. .... 1991-92-94-95
- Harrison, H. Preston ..... 1951-52-53
- Harrison, M. Ponder .....1980
- Harrison, Robert E., Jr. ....1921
- Harriss, M.K. ....1909
- Hart, Charles J. ....1964-65
- Hartwell, Herbert R. .... 1953-54-55
- Harvey, F. (Mgr.) .....1951-52
- Haser, James J. ....1964
- Haskell, Charles C. .... 1899-1900
- Haskell, Sandford ..... 1934-36
- Hathaway, Edwin J. (Mgr.) .....1920
- Hawes, R. N. (Mgr.) .....1925
- Hawkins, Ahmad R. .... 1997-98-99-00
- Hayes, J.J. ....1921
- Hayman, Reuben R. ....1924
- Haynes, Jason M. (Mgr.) 1985-86-87-88
- Heald, Wister M. ....1903
- Heath, Bryan W. .... 1991-92-93-94
- Heilman, Graham M. ....1937
- Hedges, Halstead S. ....1890-91
- Heidel, Charles F. (Service) .....1980
- Heim, Joshua (Mgr.) ..... 2004-05-06
- Helman, Gary E. (Capt.)... 1969-70-71
- Henderson, Russell M. . 1975-76-77-78
- Hepler, John D. .... 1961-62-63
- Hess, David (Mgr.) ..... 1997-98-99
- Hewitt, James S. ....1911
- Heyward, Clinch .....1968-70
- Hickman, William K. ... 1944-46-47-48
- Hicks, Curtis N. .... 1991-92-93-94
- Hicks, George I., Jr. .... 1892-93-94
- Hicks, Preston W. .... 1986-87-88
- Hill, Braxton ..... 1965-66-67
- Hill, D.J.** ..... 2011-12
- Hill, Julien Harrison ..... 1897
- Hill, William M. (Capt.) .... 1940-41-42
- Hill, William (Capt.) ..... 2010-11-12
- Hillebrand, H. T. .... 1888
- Hillman, D. Scott ..... 1982-83-84-85
- Hinkebein, Christopher ..... 2009-10-11
- Hitchcock, Bryan S. .... 1982-83-84

- Hitt, John Andrew ..... 1974-75-76
- Hoak, Harold G. .... 1950-51-52
- Hoback, William W. ....1937
- Hobson, Alexis, C. ....1900-01
- Hodge, John H. ....1939
- Hodges, Jacob (Mgr.) .....2008-09
- Hodges, Jacob ..... 2010-11-12
- Hodges, Thomas B. .... 1963-64-65
- Hoffarth, James D. ....1961-62
- Hoffer, Stephen J. ....1954
- Hoffman, Andrew ..... 2002-03-04
- Hofheimer, Al G. ....1927
- Hoge, Peyton H. III ..... 1934-35
- Holladay, Edwin W. .... 1907-08-09-10
- Holland, Howard A. .... 1923-24-25
- Holland, Kara (Mgr.) ..... 2002-03-04
- Holland, Nathaniel L. ....1926
- Hollier, Darnell L. ....1999
- Holmes, Larry M. ....1990-91-93
- Holoman, Bryan K. .... 1978-79-80-81
- Holz, John W. ....1944-45
- Honaker, Samuel W. .... 1906-07-08-10



**THOMAS JONES**  
*Thomas Jones led the ACC in rushing in 1998 and 1999 and finished his career as UVa's all-time leading rusher with 3998 yards.*

- Hoppe, W. Joseph ..... 1966-67-68
- Horn, James E. ....1886
- Horne, Raynard J. .... 2008-09-10
- Horsley, Shelton, III .....1945
- Hoskey, DreQuan** ..... 2011-12
- Hottowe, J. Daniel .....1975-78
- Houston, Augustus W., Jr. ....1902
- Howell, Jimmy ..... 2008-09-10-11
- Hoxton, Archibald R. ....1895-96
- Hrica, Leonard ..... 1962-63-65
- Hubbard, Garland Reid ..... 1923
- Huddleston, James W. .... 1982-83-85
- Hudson, Grant ..... 1976-77-78-79
- Huffman, Edward B. Jr. ....1978
- Hughes, Connor ..... 2002-03-04-05
- Hull, George F. ....1903
- Hummel, William T. .... 1979-80
- Hunt, Robert W. ....1996-97-98
- Hunter, Reuben (Mgr.) ..... 2004-05-06
- Hunton, Richard O. ....1959
- Hurt, Robert H. ....1942
- Hurst, Harry H. ....1981-82
- Hushion, John B. .... 1925-26-27
- Husted, Michael J. .... 1989-90-91-92
- Hutter, Quintus ..... 1925-26-27
- Hylton, Vivian .....1958
- Hyson, James C. .... 1979-80-81-82


**I**

- Inderlied, Mark .....1987-88
- Inman, Dontrelle J. .... 2007-08-09-10
- Isabelle, Yubrenal T. (Capt.) 1998-99-00
- Isaiah, Brandon ..... 2002-03-04
- Izlar, Paul R. P. ....1977

**J**

- Jackson, Alan K. ....1974-75
- Jackson, B. Lowndes ..... 1895
- Jackson, Jamaal K. .... 2005-06-07
- Jackson, Rashawn L. .... 2006-07-08-09
- Jackson, Ryan ..... 1984-85-86-87
- Jackson, Yusef D. .... 1989-90-91

James, Philip Randolph.....1943  
 Jamison, Robert Scott .....1945  
 Jarrett, Drew .....2009-12  
 Jarvis, Brandon .....2009  
 Jarvis, Carroll .....1964-65-66  
 Jarvis, Michael J. ....1966-67  
 Jefferson, Salvatore E. "Butch" .....2001  
 Jeffers, Patrick C. ....1992-93-94-95  
 Jeffries, Greg L. ....1989-90-91-92  
 Jenkins, Charles R. ....1954-55-56  
 Jenkins, Derek A .....1981-82-83  
 Jenkins, Joseph.....1973-74-75-76  
 Jenkins, Nick (Capt.).....2008-09-10-11  
**Jennings, Darius .....2011-12**  
 Jett, Shelby M., Jr. ....1911-12-13  
 Johns, Edward A. (Mgr.) .....1992-93  
 Johnson, Cameron .....2008-09-10-11  
 Johnson, Christafer .....2004  
 Johnson, Clyde.....1944  
 Johnson, Edward H. (Capt.)1904-05-06  
 Johnson, Henry C.....1980-81-82  
 Johnson, Ira Branch (Capt.)1902-03-04  
 Johnson, James W. ....2000  
 Johnson, Michael K. ....2002-04-05-06  
 Johnson, Moulton K. (Mgr.) .....1893-94  
 Johnson, Richard W. ....1948-49-50  
 Johnson, Sean.....2004  
 Johnson, Thomas G. (Capt.).....1932-33-34  
 Johnson, Thomas N. P., Jr. ....1939  
 Johnson, Timothy M. ....1998  
 Jones, A.C. ....1891-92-93-94-95



**RYAN KUEHL**  
 Ryan Kuehl was a three-year starter at defensive tackle from 1992-94 and finished his career with 148 tackles and 11 quarterback sacks.

Jones, Alfred.....1907  
 Jones, Brereton.....1958-59  
 Jones, Melvin "Skeet" (Capt.) ..1992-93-94-95  
 Jones, Doug .....1972-73-74  
 Jones, Fred .....1965-66  
 Jones, Grover C., Jr. ....1946-47-48  
 Jones, J. P. ....1910-11  
 Jones, Jermese .....1998-00-01  
 Jones, Kendall T. (Mgr.).....1985-86  
 Jones, LaShawn D. ....1997  
 Jones, Perry (Capt.).....2009-10-11-12  
 Jones, R. Walter, III.....1939  
 Jones, Thomas Q. (Capt.).....1996-97-98-99  
 Jones, VanDyke.....1946-47-49  
 Jordan, Henry W. (Capt.)....1954-55-56  
 Jordan, Jean T. (Mgr.)....1991-92-93-94  
 Joseph, Dominique.....2009-10-11  
 Judd, Steve (Mgr.).....1971

**K**


Kamfford, Jan .....1959-60-61  
 Kaminer, Glen A. ....1927-28-29  
 Kane, Raymond J. ....1994  
 Kanner, Landon (Mgr.).....2002-03  
 Kanto, William Jr. ....1959-60-61  
 Karczewski, Doug L. (Capt.)....1994-1996-97  
 Karelis, Andreas.....1996-97  
 Karriker, Steven W. ....1982-83-85  
 Kasonick, Bob .....1970-71  
 Keeler, Matthew C. (Mgr.).....1996  
 Kegler, John Scott .....1936  
 Kehoe, Joseph G. ....1960-61  
 Keeningham, Charles L. ....1990-91-92

Keith, Dustin M. ....1999-00  
 Kelly, Charles.....1979  
 Kelly, Martha (Mgr.).....2005-06  
 Kelly, Michael E. ....1995-96  
 Kelly, Robert E. ....1969  
 Kemp, Stanley .....1964-66-67  
 Kennard, James C. ....1945  
 Kennedy, Tom (Capt.).....1970-71-72  
 Kenney, John M. ....1975  
 Kern, Ernest J. ....1949-50-51  
 Kerney, Patrick M. ....1995-96-97-98  
 Kerr, Brittany (Mgr.).....2008  
 Kessler, Frank .....1958  
 Keto, Kevin .....1975-78  
 Kettunen, Bill .....1970-71  
 Keys, Raymond .....1972-73-76  
 Keys, Raymond II .....2009-10-11  
 Keys, William F. ....1985-86-88-89  
 Keyser, Jim .....1955-56-57  
 Kihm, Ed .....1968-69-70  
 Kilfeather, Brendan J. ...1991-92-93-94  
 Kilgannon, Thomas O. (Capt.).....1982-83-84  
 Killian, Paul J. ....1990-91-92-93  
 Kimball, Micah T. ....2001-02  
 Kimball, Robert S., Jr. ....1929-30  
 King, William T., Jr. ....1950-51-52  
 Kingsolving, Arthur B. ....1916  
 Kirby, Charles E. ....1994-95-96-97  
 Kirby, Terry G. (Capt.).....1989-90-91-92  
 Kirkeide, Kyle R. ....1993  
 Kirkland, Joseph T. ....1944-45-46-47  
 Kirtley, Todd M. (Capt.) ....1979-80-81  
 Kitchen, Brian L. ....1971  
 Kite, Christopher M. ....1987  
 Kite, George L. ....1904-05  
 Klingensmith, Paul S. ....1965-66-67  
 Kneeland, Ralph .....1955-56-57  
 Knoebel, Tim (Mgr.) .....1999-00-01  
 Knott, Kristin J. (Mgr.).....2001-02  
 Knowles, Charles S. ....1954  
 Knowles, James E. ....1952-53-54  
 Kobyra, Keith M. ....2001  
 Koch, W. Cary.....2007-08  
 Koehler, Henry.....1959  
 Kohler, Peter O. ....1958  
 Kollock, William G. ....1907  
 Konstant, Anthony N. ....2007  
 Kopsidas, Vivi (Mgr.).....1982-83-84  
 Kort, Ronald J. ....1978-79-80  
 Kotulak, Rick.....1967-68-69  
 Kovack, Donald L. ....1954-55-56  
 Kowalkowski, Robert (Capt.).....1963-64-65  
 Krebs, Tom .....1963-64  
 Krebs, W. Van .....1966  
 Kreck, Edward .....1941-42  
 Krichbaum, Mark E. ....1991-92-93-94  
 Krupp, Bert W. ....1979-80-81  
 Kuczynski, Dennis.....1973-74-75-76  
 Kuehl, Ryan P. ....1991-92-93-94  
 Kuhn, Carl R., Jr. (Capt.) ....1960-61-62  
 Kudel, Clarence E. ....1943  
 Kulp, Walter P. ....1990  
 Kuyk, Kirk A. ....1919  
 Kuyk, F. Goodwyn.....1919

**L**

Lacey, Jim.....1969-70-71  
 Lacika, Mike .....1972-73  
 Laffey, Thomas V., Jr. (Mgr.).....1934  
 Lageman, Jeffrey D.(Capt.).....1986-87-88  
 Lageman, Scott A. ....1982-83-84-85  
 Lahmstein, Katherine R. (Mgr.).....1995-96  
 Laird, Edmond G. ....1924-25-26  
 Lakin, Erwin J. ....1941-42  
 Lambert, Albert .....1895  
 LaMontagne, Noel (Capt.).....1997-98-99  
 Lanahan, Billy .....1972-74  
 Land, J. Stanley.....1971-72-73  
 Landes, W.B. ....1911-12-13  
 Lane, Brendan .....2010  
 LaNeve, Mark R. ....1977-78-79-80  
 Lang, Oscar, Jr. ....1895  
 Lang, William F. ....1960-61-62  
 Lange, Parker M. ....1998-00  
 Lankford, Burnley .....1899-1901  
 Lankford, Menalcus .....1904  
 Lansman, Howard .....1943  
 Launi, Charles A. ....1944  
 Lauzon, Jermaine L .....1999  
 Lawrence, Kristina (Mgr.) .....2005-06

Lawson, Joshua G. ....1998-99-00-01  
 Lawson, Larson C. ....1955  
 Lawyer, Nicholas C. ....1955  
 League, Bill .....1970-71  
 Leigh, Stanley E. ....1993  
 Lee, Keith A. (Capt.) ....1978-79-80-81  
 Lemos, Caio (Mgr.) .....2006-07  
 Leonard, Riverson S .....1988-89  
 Leonard, William J. ....1947-48  
 Leone, Robert F. ....1982  
 Lesane, James E. ....1949-50-51  
 Lestyk, Randy .....1969-70  
 Lewis, Charles L. ....1922  
 Lewis, Howard V. ....1981-82-83  
 Lewis, J. Tyrone (Capt.).....1988-89-90-91  
 Lewis, Kevin E. ....1978  
 Lewis, Shawn A. ....1982-83-84-85  
 Levy, Albert .....1928-29  
 Leys, John Wesley (Capt.).....1933-34-35  
 Lile, John C. (Mgr.) .....1912  
 Lilley, Christian E. ....1978-79  
 Lineburg, Wayne E. ....1995  
 Lindley, Eric M. (Mgr.) .....1993-94-95  
 Link, Matthew W. ....1996-97  
 Linkenauger, Jim .....1976  
 Linn, John P. ....1960-61  
 Lipscomb, Andrew H. (Mgr.).....1993-94-95  
 Lipsey, M. Jordan .....2006-07  
 Lloyd, John E. ....1898-99-1900  
 Locklin, Tom D. ....1994-95-96  
 Lockwood, Paul .....1965-66-67  
 Lockwood, William T. ....1966-68-69  
 Logan, David (Mgr.).....1957  
 Lohrey, Patrick .....1974-75  
 London, Paul J. ....1992-93-94-95



**LESTER LYLES**  
 A three-year letterman at safety, Lester Lyles was a senior tri-captain on UVa's Peach Bowl championship team in 1984.

Long, Christopher H. (Capt.).....2004-05-06-07  
 Longey, Charles.....1964  
 Lopez, Carlos L. ....1981  
 Loth, John E. ....1925  
 Lowe, Leslie (Mgr.).....1985-86-87-88  
 Lucas, B. ....1889  
 Luck, Robert.....2003  
 Luderman, John C. ....1980-81  
 Luke, William C. (Capt.) ....1926-27-28  
 Lum, Thomas C. (Mgr.) .....1994  
 Lundy, Wali (Capt.) .....2002-03-04-05  
 Luzar, Christopher M. ....1998-99-00-01  
 Luzar, W. Kase.....2000-01-02-03  
 Lyle, Keith A. (Capt.) ....1990-91-92-93  
 Lyles, Lester E. (Capt.) .....1981-83-84  
 Lyles, Nathan J. ....2004-05-06-07


**M**

MacConnell, John .....1972  
 MacDonald, Alexander (Mgr.).....1910  
 MacGregor, Malcolm (Capt.).....1965-66-67  
 Mack, Kameron .....2011  
 Mack, Kirby J. ....1997  
 Mack, Tory.....2009-10  
 Mackall, Charles M. (Capt.)1924-25-26  
 Maddux, H. Cabell .....1906  
 Maddux, H. Cabell, Jr. ....1936-37-38  
 Maghamez, John .....2011  
 Mahanes, Ryan J. (Mgr.) ....2000-01-02

Maiden, William M. ....1912-13  
 Majkowski, Don.....1984-85-86  
 Male, Evan J. ....1935-36-37  
 Mallory, Albert H. ....1899  
 Mallory, Richard K. ....1977  
 Mams, Carl, Jr. (Mgr.) .....1971-72  
 Martin, Myron C .....1989-90  
 Manca, Maurizio.....1986  
 Manka, Simon A. ....2006  
 Manly, Theodore A., Jr. ....1980  
 Mann, Raymond A. ....2000-01-02-03  
 Maphis, Samuel, Jr. (Capt.)....1921-22-23-24  
 Marchbroda, Theodore J., Jr. ....1977-78-79  
 Marcus, Walter F., III .....1977  
 Marie, James .....1948  
 Mark, Joseph, J.C., Jr. ....1977-78  
 Markey, Justin .....2004  
 Marko, William F., Jr. ....1961  
 Markos, Lance M. (Mgr.).....1993  
 Marlow, John (Capt.).....1959-60  
 Marshall, C. Taylor .....1949-50  
 Marshall, John Ashby.....1941  
 Marshall, James M. ....1890  
 Marshall, R. E. Lee (Mgr.) .....1892  
 Martig, Louis (Capt.) .....1958-59-61  
 Martin, Harry S. (Capt.) ....1933-35-36  
 Martin, Kareem A. ....1992  
 Martin, W. ....1889-89-89  
 Martin, William A. ....1896-98  
 Martinez, Cristina (Mgr.).....2006  
 Massey, Melvin .....2003-04  
 Massie, Henry .....1962-63  
 Massie, Joseph A. ....1892-93  
 Mason, Tavon E. ....1999-00-01  
 Mason, William N. ....1962-63  
 Matheson, Scott W. ....1982-83-84-85  
 Mathias, David (Mgr.) .....1983-84-85  
 Mathis, Jeremiah .....2011-12  
 Mattes, Ronald A. ....1981-82-83-84  
 Mattioli, Keith .....1986-87  
 Mattox, Vincent .....1975-76-79  
 Mausteller, Myron B. ....1948-49  
 Maverick, William H. (Mgr.) .....1927  
 Maxwell, William L. ....1971-72-73  
 May, Joseph W. ....1953-54  
 Maybank, Dave (Mgr.).....1951  
 Mayer, Eugene N. (Capt.) .....1912-13-14-15  
 Mayfield, Antonio L. ....1999  
 Mays, M. Rutherford, III .....1979-80  
 McCabe, Kevin R. ....2006  
 McCall, Sean P. ....1978-79-80-82  
 McCarrick, Thomas E. ....1952  
 McCartin, Connor.....2010-12  
 McCartin, Kyle .....2010-11-12  
 McCartin, Thomas P. ....1936  
 McCary, Joseph E. (Capt.)..1944-47-48  
 McClagherty, Harry (Capt.) ..1937-38-39-40  
 McClellan, Greg L. (Capt.) ...1990-91-92-93  
 McClure, Alan A. ....1979  
 McConnell, Felton .....1920  
 McCoy, Thomas A. ....1922-23  
 McDaniel, Charles W. (Capt.) 1982-83-84-85  
 McDaniel, Gregory (Capt.) .....1975-76  
 McDonald, Alexander (Mgr.) .....1911  
 McDonald, Geoffrey B. ....1985  
 McDonald, John P. ....1943  
 McElroy B. (Mgr.) .....1953  
 McFalls, Patrick .....1963-64  
 McFarland, Ric .....1970-71  
**McGee, Jake .....2011-12**  
 McGill, C. P. ....1899  
 McGonnigal, J. Bruce....1987-88-89-90  
 McGovern, Terry .....1972  
 McGowan, William B. ....1919  
 McGrail, Bob .....1970-71  
 McGrail, Michael (Mgr.)....2004-05-06  
 McGrath, Elexis W. ....1935  
 McGraw, Tom .....1972-73-74  
 McGrew, Michael B. ....2001-02-04  
 McGugan, Michael A. ....1971-72  
 McInturney, Jake .....1989-90  
 McIntyre, William T. ....1930  
 McKay, Robert W. ....1916  
 McKeag, Robert .....1974  
 McKeever, Bernard F. ....2007  
 McKenzie, Ray D. ....1996  
 McKillican, Daniel B. ....1978-79-80  
 McKinney, Daniel (Mgr.) .....2008  
 McKiver, Samuel A. ....1994-95-96  
 McLaughlin, Lee M. (Capt.)1938-39-40  
 McLaughlin, Tucker M. ....1954-55-56



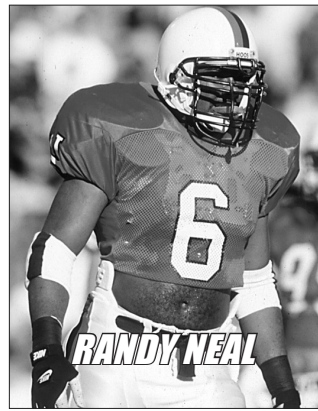
McLeod, Rodney (Capt.) ..2008-09-10-11  
 McMahan, Christopher C. 1982-83-84  
 McMeans, Keith..... 1987-88-89-90  
 McMerns, E. (Mgr.).....1913  
 McMullen, Billy (Capt.) 1999-00-01-02  
 McNeal, Andre C. ....1995-96  
 McShane, James.....1957-58  
 McSweeney, Patrick.....1963  
 McWeeny, Colin T. ....1999-00  
 McWilliams, Dave.....1967  
 McWilliams, Myron..... 1961-62-63  
 Meacham, Francklyn A. (Capt.) ....1888  
 Meade, Kendall L. ....1994  
 Meade, Robert ..... 1973-74-75  
 Meador, John P. ....1944  
 Meadows, Owen C., Jr..... 1940-50-54  
 Medley, Darrell S. .... 1993-94-95-96  
 Mehalick, Joseph (Capt.) .... 1951-52-53  
 Meighen, James.....1964-65  
 Mendez-Zfass, Zachary .....2009  
 Menik, Ronald P.....1956  
 Menzer, Elward H..... 1959-60-61  
 Merica, W. Chad (Mgr.).....2005-06-07  
 Merrick, Nicholas A..... 1981-82-83-84  
 Merritt, L. Kent ..... 1971-72-73  
 Merritt, Richard H. (Mgr.) .....1924  
 Mercogliano, Jennifer A. (Mgr.) ...1992  
 Mextorf, Kenneth R.....1980  
 Meyer, Russell H. ....1975-76  
 Michaels, Kevin..... 1970-71-72  
 Michels, Richard..... 1944-47-48-49  
 Michie, Addenell H. (Capt.)1919-20-21  
 Middleton, James E. ....1939  
 Mifflin, Edward L., III.....1945  
 Mihalik, Matt ..... 2009-11-12  
 Mihota, Anthony.....2010-11  
 Mikeska, Matthew J. .... 1990-91-92-93  
 Miles, Connor.....2010  
 Miles, Frederick B.....1981-82  
 Milien, Max .....2010-11  
 Miles, Kenneth O. .... 1989-90-91-92  
 Millard, J. Kelly .....1973  
 Miller, David S. ....1966  
 Miller, G. Brown.....1888-89  
 Miller, E. Heath (Capt.) .....2002-03-04  
 Miller, James H. ....1945  
 Miller, Llewellyn (Mgr.).....1926  
 Miller, Mark H. .... 2002-03-04-05  
 Miller, Robert ..... 1949-50-51  
 Milliken, Charles .....1892  
 Milne, Alan R. .... 1946-47-48  
 Minahan, Moe (Mgr.).....1972-73  
 Minear, Chris .....1986-87  
 Mines, Fontel A..... 2003-04-05-06  
 Mines, Stuart..... 1984-85-86  
 Minnifield, Chase O. .... 2008-09-10-11  
 Minor, Philip Lee.....1943  
 Minter, Albert .....1950-51  
 Minton, Julius A., III..... 1968-69-70



Chuck Mooser lettered at flanker from 1968-70. He was also an excellent return man who led the team in punt returns in 1968 and '69.

Mirman, William S..... 1939-40-41  
 Modlin, Charles ..... 1952-53-54  
 Moeller, Trey .....2002  
 Molinari, Larry ..... 1963-64-65  
 Moncure, Eustace C. ....1936  
 Mongomer, Colin T. ....1934

Monk, Brian M. (Mgr.) .....1992  
 Montanez, Javier .....1984-85  
 Montgomery, Eric (Mgr.)...2006-07-08  
 Montgomery, George W., Jr.....1900  
 Montgomery, Scott .....1967  
 Monroe, Eugene C.....2006-07-08



Randy Neal lettered from 1991-94 and served as a captain for the Cavaliers.


Moomaw, D. Clovis.....1909  
 Moon, Tim..... 1976-77-78-79  
 Moon, Tracy, Jr. .... 1975-76-78  
 Mooney, Caitlin (Mgr.).....2006  
 Moore, Alexander W. ....1896  
 Moore, Baxter S. ....1901  
 Moore, Claude .....1914-15  
 Moore, G. W. ....1898  
 Moore, Herman J. ....1988-89-90  
 Moore, Keenan .....1976-77  
**Moore, Kwontie ..... 2012**  
**Moore, Mike ..... 2012**  
 Moore, Shawn (Capt.)... 1987-88-89-90  
 Mooser, Charles E..... 1968-69-70  
 Moran, Henry A. ....1960-61-62  
 Morgan, James .....1965-66  
 Morgan, Kevin A. .... 1985-86-87-88  
 Morley, Ronald.....1973  
 Morris, Benjamin .....1895  
 Morris, Francis S. .... 1974-75-76  
 Morris, Jerome D. .... 1974-75-76-77  
 Morris, Tim .....1986-87-88-89  
 Morrison, James (Capt.) .....1896-1897  
 Morrison, Wayne ..... 1979-80-81-82  
 Morrow, Jeff. .... 1976-77-78-79  
 Morse, Mason H. .... 1938-39-40  
 Morse, Steven B. .... 1981-82-83-84  
**Moses, Morgan .....2010-11-12**  
 Morton, Kenneth Roe .....1933-34  
 Moschel, Frederick (Capt.).....1968-69  
 Moser, Carl H., III .....1957  
 Mosley, Corey A..... 2008-09-10-11  
 Moss, Rodger .....1987  
 Moss, Timothy L. ....1989-90  
 Motley, Hunter C. (Capt.)...1928-29-30  
 Mott, Charles J. .... 1947-48-50  
 Moyer, Fred M. ....1952-53-54  
 Mudd, Robert H. ....1894  
 Muha, Jon A. .... 1983-84-85  
 Mullins, Gerard (Capt.) .....1971-72-73  
 Mullins, Michael D. ....2000-01-02  
 Mundy, Aaron A. .... 1990-91-92-93  
 Munger, Eugene, Jr. ....1933  
 Munhall, Herbert N., Jr.....1941-42  
 Muntz, John R. .... 1981-83-84  
 Murden, Craig S. ....1986-87  
 Murden, Raymond L.....1939-40  
 Murphy, M.H. ....1909-10  
 Murphy, Matthew, H. ....1908-09  
 Murphy, Terrence T.....1904-05  
 Murray, Jack F. ....1941-42  
 Murray, Albert Quentin (Capt.) ..1978-79-80  
 Musselman, Brian S. (Capt.) .....1978-79-80  
 Myers, Douglas G. ....1930-31  
 Myers, Francis H. (Mgr.) .....1968  
 Myers, Joseph G. ....1949-50  
 Myers, Robert B. ....1906-07  
 Myers, Richard..... 1962-63-64

**N**  
 Nagy, Kent (Mgr.)..... 1998-99-00-01  
 Nalle, Brodie K. (Mgr.).... 1995-96-97-98  
 Nalle, Brodie C., Jr. .... 1897-99-1900  
 Naponick, John ..... 1965-66-67  
 Neal, Randy P. (Capt.)... 1991-92-93-94  
 Neely, Robert L. .... 1992-93-94-95  
 Neely, Sidney M. (Capt.).....1889  
 Neff, George F. .... 1942-46-47  
 Neff, John H. (Capt.) ..... 1906-07-08  
 Neff, John H., Jr. ....1940-41  
 Neidbala, Joseph .....1953-54  
 Neilson, Timothy (Mgr.) ... 1986-87-88  
 Nelson, Bill (trainer) .....1976-79  
 Nelson, H. ....1891  
 Nelson, Stephen M. ....1975  
 Nemeier, Michael J. ....1980  
 Nesbit, Harrison ..... 1947-48-49-50  
 Neustedter, LeRoy W. .... 1939-40-46  
 Newby, Sherman C. .... 1999-00-01-02  
 Newell, Joseph (Mgr.).....1951  
 Newhall, Mike (Capt.) .. 1976-77-78-79  
 Newman, Campbell.....1919-20  
 Newmyer, Armand.....1943  
 Newsome, Kenneth R. .. 1977-78-79-80  
**Nicholson, Demetrious ..... 2011-12**  
 Niklason, Don D. .... 1940-41-42  
 Nisi, John T. (Mgr.).....1995  
 Nistad, Peter J. .... 1936-37-38  
 Norfleet, Paul J. ....1899  
 Norfleet, Stan .....2002  
 Norton, E. Hope.....1892  
 Norton, Jim .....1963-64  
 Nowocin, Joshua M. ....1995

**O**  
 Ober, Delancey R.....1937  
 O'Connor, Timothy P. ... 1986-87-88-89  
 Oden, Brian .....2010-11  
 Odenheimer, Freyhan .....1929  
 Odom, Frank .....1943  
 Oehmig, Daniel W. ....1941  
 Ogletree, Kevin .....2006-08  
 O'Grince, Sylvester H. .... 1938-39-40  
 Old, William W., Jr. (Mgr.) .....1895  
 Olderman, Robert B. (Capt.) .....1982-83-84  
 Olsen, Christian (Capt.) .....2004-06  
 Omohundro, Buddy ..... 1989-90-91  
 Oppleman, Isadore P. ....1920-21  
 Orrick, Norwood.....1930  
 Osisek, Stephen F. .... 1948-49-50  
 Outten, Harold ..... 1955-56-57  
 Owen, Bryan F. ....1995-96-97  
 Owens, Gregory R. ....2000  
 Ozdowski, Mike (Capt.) 1973-74-75-76

**P**  
 Paczkowski, Robert M. .... 1966-67-68  
 Page, Bobby (Mgr.).....1952  
 Page, Boyd ..... 1967-68-69  
 Page, R. P., Jr. (Mgr.).....1889  
 Palmer, George C., II..... 1939-40-41  
 Palmer, Martin .....1944  
 Palmore, Edward "Bo" (Mgr.) 2006-07-08  
 Palumbo, Joseph C. (Capt.) 1949-50-51  
 Pankey, Hugh B. ....1910  
 Papit, John (Capt.) ..... 1947-48-49-50  
 Parcels, Douglas..... 1973-74-75  
 Parham, Kayode B. "Kai" ... 2003-04-05  
 Parker, Donald (Capt.) ..... 1964-65-66  
 Parker, Michael B. ....2007-08-10  
**Parks, Kevin ..... 2011-12**  
 Parlow, Milton A. .... 1941-42-45  
 Parr, Zane .....2009-10  
 Parrish, Robert L. (Mgr.) .....1898  
 Parrish, William J. ....1919  
 Parrish, William J. .... 1944-45-46  
 Parsons, W. Keith (Mgr.) .....1996-97  
 Pazziale, Benjamin A. ....2006  
 Pasztor, Austin W. .... 2008-09-10-11  
 Pate, Bobby ..... 1950-51-52  
 Patton, Tom ..... 1967-68-69  
 Paul, John.....1904  
 Paxton, William W. .... 1928-29  
 Payne, Keith J. ....2007-10  
 Pearce, Horace .....1943  
 Pearce, Stanley D. ....1897-98

Pearman, Alvin ..... 2001-02-03-04  
 Pearson, James R., Jr..... 1989-90  
 Peerman, Cedric E. (Capt.) ....2005-06-07-08  
 Peete, Rickie .....1990-91  
 Pendleton, Samuel T. ....1926-27  
 Pennel, Billy M. ....1946-47  
 Penton, John A. (Capt.) .....1891-92  
 Percy, Leroy D. (Mgr.) .....1990  
 Perkins, Rayotis ..... 1984-85-86  
 Perry, Bruce H. ....1962-63  
 Perry, Vergil E. ....1945  
 Petrilli, Benjamin A. ....1954  
 Petite, Maggie (Mgr.) .... 1983-84-85-86  
 Pettine, Michael M. ....1986-87  
 Petty, Howard C., Jr. .... 1983-84-85  
 Peyton, Charles G. ....1926  
 Peyton, John Lewis .....1929  
 Pfabe, Samuel J. (Capt.) 1974-75-76-77  
 Phelan, Stephen S., Jr. ... 1994-95-96-97  
**Phelps, Brandon ..... 2011-12**  
 Phelps, Gary A. ....1982-83  
 Phillips, John .....2004-05-06  
 Phillips, John "Colter" ... 2009-10-11-12  
 Phillips, John M. (Capt.)...2005-06-07-08  
 Phillips, Levit L. (Mgr.).....1914  
 Phillips, Theodore..... 1925-26  
 Phipps, Paul..... 1951-52-53-54  
 Pickett, John .....2011  
 Pickett, William V. ....1945  
 Pierce, Kurt ..... 1978-79-80  
 Piker, Edward P., Jr..... 1974  
 Pillon, Charles G. ....1942  
 Pincavage, John (Capt.) ..... 1963-64-65  
 Pinder, John B. ....1930-32  
 Pinigis, Edwin J., III .....2005  
 Pinkerton, Bledsoe C. .... 1926-27-28



Alvin Pearman lettered from 2001-04. Pearman's 223 rushing yards versus Duke in 2004 was the second most in UVA history.

Pittman, Malcolm J..... 1981-82-83-85  
 Plank, Park S. ....1961  
 Poates, Kenneth ..... 1964-65-66  
 Poque, Robert ..... 1953-54-55  
 Poindexter, Anthony (Capt.).....1995-96-97-98  
 Polfelt, Erik A. B. .... 1979-80-81  
 Pollard, John B. .... 1902-03-04  
 Polzer, Fred..... 1955-56-57  
 Polzer, John (Capt.) ..... 1953-54-55  
 Pomper, Brian .....2012  
 Ponder, Johnny L. ....1997-98  
 Pope, Micajah.....1893-94  
 Pope, Monsanto (Capt.) .....1998-99-00-01  
 Popezek, Anthony .....1965-66  
 Popowski, Daniel H.....1981  
 Porter, Doug .....1984  
 Poss, Charles E. ....1930-31-32  
 Porter, Jeffrey H. (Mgr.) .... 1992-93-94  
 Potter, Robert (Capt.)..... 1951-52-53  
 Potter, Steve (Capt.)..... 1976-77-78-79  
 Potts, Allen .....1888  
 Powell, Gregory W. .... 1992-93-95  
 Powers, Stewart ..... 1973-74-75-76  
 Preston, Charles E. ....1995  
 Preston, Robert S., Jr. .... 1938-39  
 Preston, William R. ....1940-41  
 Price, Lawson C. ....1893-94  
 Pritchard, Karl C. ....1902  
 Pritchard, Leonard G .....1988

Probst, Mark ..... 1965  
 Pruner, James F. .... 1974-75  
 Prusmack, Robert ..... 1963-64-65  
 Pugh, James C. .... 1952-53-54  
 Purvis, Claude E. .... 1933


**Q**

Quarles, Willard ..... 1933-34  
 Quayle, Frank J. .... 1966-67-68  
 Quigley, Matthew J. .... 1988-89-90-91  
 Quillen, Ray ..... 1951-52-53-54  
 Quinn, Timothy J. .... 1974-75-77  
 Quiroga, Michelle (Mgr.) ..... 2007-08

**R**

Rainey, John ..... 1972-73  
 Rainer, Jami'h R. .... 1996-97-98  
 Rainer, Wali R. .... 1995-96-97-98  
 Raines, Troy C. .... 1993  
 Raley, Jeremy J. .... 1993-94-95-96  
 Ralston, Jim ..... 1967  
 Ramsburg, Jess ..... 1893-94  
 Ramsey, K. Wagner ..... 1974-75-76  
 Ramsey, Richard H. .... 2000  
 Randle, Ulmo (Sonny) ..... 1956-57-58  
 Randolph, Angus C. .... 1907  
 Randolph, Oscar ..... 1903-05-06  
 Randolph, Richard D. .... 1913  
 Randolph, Robert ..... 2009-10-11  
 Raney, George Pettus, II ..... 1924  
 Rannigan, Bob (Capt.) ..... 1967-68-69  
 Rathburn, Kenneth C. .... 1939  
 Ray, J. V. (Capt.) ..... 1913-19  
 Rayder, Shawn M. .... 1979-82  
 Raymond, Christopher ..... 1974  
 Rea, William J. .... 1942  
 Reardon, John W. .... 1942  
 Reaves, Darryl A. .... 1981-82  
 Redd, Vincent A., II ..... 2004-05  
 Redmond, James S. .... 1989  
 Redus, James B. .... 1911-12-13  
 Reid, Daniel L. .... 1993  
 Reid, James J. .... 1990-91-92-93  
 Reid, Paul (Capt.) ..... 1968-69-70  
 Reid, Thomas N. .... 1888  
 Reiss, Cruther E. .... 2008  
 Reiss, Lewis G. (Capt.) ..... 1930-31-32  
 Renfrow, Justin ..... 2012  
 Rennolds, John (Mgr.) ..... 1948  
 Reutlinger, Albert F. .... 1936-37  
 Reve, Paul ..... 1966-67-68  
 Revis, Stuart H. .... 1944  
 Reynolds, Donald D. (Capt.) ..... 1988-89-90-91  
 Reynolds, E. Allen ..... 1956-58  
 Reynolds, Ed R. .... 1979-80-81-82  
 Reynolds, James M. .... 1924-25  
 Reynolds, LaRoy (Capt.) ..... 2009-10-11-12  
 Rhett, Leigh C. .... 1942  
 Rhodes, Adam ..... 2004  
 Rhodes, C.E. .... 1994-95  
 Riccardi, Richard G. (Capt.) ..... 1980-82-83  
 Rice, Antonio J. (Capt.) ..... 1982-83-84-86  
 Riccio, Kevin M. .... 1980-81-82  
 Rice, Maynard ..... 1958  
 Richards, William H. .... 1968  
 Richardson, Clifton ..... 2011  
 Richmond, Robert (Mgr.) ..... 1997-98-99  
 Riddlebarger, Robert P. .... 1990-91-92  
 Ridgely, Nick ..... 1964  
 Riggins, Horace ..... 1953  
 Rinehart, Jack (Capt.) ..... 1919-20-21  
 Ripley, Troy A. .... 1983  
 Ritchie, Robert ..... 1950  
 Rivers, David P. .... 1999  
 Rivers, Mark ..... 1984  
 Roach, Melvin ..... 1951-52  
 Robbins, Bruce ..... 1964  
 Robb, Davon J. .... 2006  
 Roberson, Deron K. (Mgr.) ..... 1985-86-87-88  
 Roberson, James O. .... 1956-58  
 Roberson, Rashad X. .... 2000-01  
 Roberts, John Allen ..... 1996-97  
 Roberts, John B. .... 2007  
 Roberts, R. Ray (Capt.) ..... 1988-89-90-91  
 Roberts, Rufus G.J. .... 1943-44-46  
 Robertson, Eddie J. .... 1994-95  
 Robertson, Kathy L. (Mgr.) ..... 1980  
 Robertson, Merrill, Jr. .... 1999-00-01-02  
 Robertson, Michael K. .... 2006

Robertson, S. (Mgr.) ..... 1906  
 Robinson, James B. (Mgr.) ..... 1989-90-91  
 Robinson, Jason H. .... 1995  
 Robinson, N. Kwakou ..... 2002-03-04-05  
 Rocco, Michael ..... 2011-12  
 Rodgers, Eugene A. .... 1990-91  
 Rodgers, Kevin (Mgr.) ..... 1975-76  
 Rogers, E. Paul ..... 1966-67-68  
 Rogol, James (Mgr.) ..... 2005  
 Rohr, Leo H. (Mgr.) ..... 2000  
 Rohrbough, Edward G. .... 1931  
 Romano, Carlo ..... 1948  
**Romero, Daquan ..... 2011-12**  
 Rose, Daniel ..... 1953



*Ray Roberts combined exceptional athletic talent with intimidating size and strength to anchor the offensive line from 1988-91.*


Roseborough, Joseph A. .... 1975-77-78  
 Rotella, Frank A. .... 1996-97  
 Roth, George R. .... 1945  
 Rothar, Philip E. .... 1938-39  
 Roumel, Jonathan (Mgr.) ..... 1997  
 Routzahn, Evan R. (Capt.) ..... 1998-99-00-01  
 Rowe, Joseph ..... 1993-94-95-96  
 Rowley, Eldwood R. .... 1960-61-62  
 Ruff, Klinton "Buddy" ..... 2012  
 Ruffin, Craige (Mgr.) ..... 1923  
 Rupp, Juddson L. .... 1986-87  
 Rush, Harold ..... 1959  
 Russell, Edward P. .... 1919-20  
 Russell, Fred ..... 1958  
 Russell, James V. .... 1916  
 Ryals, Trevor ..... 1987-88-89-90  
 Ryczek, Daniel S. (Capt.) ..... 1968-69-70  
 Ryczek, Paul (Capt.) ..... 1971-72-73  
 Rzepoluch, Ted C. .... 1960-61-62

**S**

Sabornie, Edward J. .... 1971-72-73  
 Sacco, Glenn ..... 1959  
 Sackett, Charles ..... 1943  
 Sackett, Henry M., Jr. .... 1930-31-32  
 Sadler, Rebekah E. (Mgr.) ..... 1985  
 Saft, Gary ..... 1968-69-70  
 Sallenger, Abby ..... 1969-70  
 Samec, Timothy M. .... 1989-90-91-92  
 Sammis, Gordon R. .... 2006-07  
 Sanders, Darryl B. .... 1998-00-01  
 Sanford, James E. .... 1986-87-88  
 Sanford, Mark P. .... 1977-79-80-81  
 Santi, M. Thomas (capt.) ..... 2004-05-06-07  
 Sappington, Kenneth ..... 1959  
 Sargeant, James E. .... 1936-37-38  
 Saurbeck, John G. .... 1939-40-41  
 Satola, R. Brian ..... 1990-91  
 Savage, Raymond (Capt.) ..... 1986-87-88-89  
 Sawyer, Ryan A. .... 2000-01-02-03  
 Schaub, Matthew R. (Capt.) ..... 2001-02-03  
 Schautz, Bill ..... 2011-12  
 Schelhorn, Carlton ..... 1952-53-54  
 Schike, Steven R. .... 1966  
 Schlegel, Nichols G. .... 1941  
 Schlesinger, Erick M. .... 1940-41-42  
 Schmidt, Aaron M. (Mgr.) ..... 2001-02-03-04  
 Schmidt, R. Brennan (Capt.) ..... 2002-03-04-05  
 Schmidt, Louis W. .... 1937  
 Schmidt, Pete W. .... 1967-68-69

Schrad, Jeffrey S. .... 2006  
 Schrader, Joseph H., Jr. .... 1992  
 Schreker, Paul F. .... 1969-70  
 Schroeder, Eugene W. .... 1947-48-49-50  
 Schubel, Heidi (Mgr.) ..... 2007  
 Schuchts, Wayne (Capt.) ..... 1982-83  
 Schuett, Drew ..... 1976-77-78  
 Schulte, Walter W. .... 1946-47-48-49  
 Schwab, Bernard ..... 1953  
 Scott, Dennis ..... 1970-71-72  
 Scott, Donald E., Jr. .... 1998-99  
**Scott, Earl "E.J." ..... 2012**  
 Scott, Edwin R. .... 1986  
 Scott, W. Grant ..... 1979-80-81-82  
 Scott, John N. .... 1974  
 Scott, John T. (Mgr.) ..... 1994-95  
 Scott, Michael ..... 1958  
 Scott, Norman ..... 1950  
 Scott, R. Taylor ..... 1952  
 Scott, Sean (Capt.) ..... 1984-85-86-87  
 Scott, Thomas C., Jr. .... 1950-51-52  
 Scott, Walter F. (Mgr.) ..... 1902-03  
 Scott, Winfield W. .... 1945  
 Seals, Alexander T. .... 1999-01-02  
 Seals, George W., Jr. .... 1998-99  
 Seaver, Gregory (Mgr.) ..... 2007  
 Secules, Scott (Capt.) ..... 1984-85-86-87  
 Seecombe, Alfred B. .... 1933-34  
 Seemuller, Donald L. .... 1966  
 Seibels, George G., Jr. .... 1934-35  
 Seiler, Lewis (Mgr.) ..... 1963  
 Seiler, Robert D. (Capt.) ..... 1941-42-43  
 Selfridge, Andy (Capt.) ..... 1969-70-71  
 Sempeles, George ..... 1957  
 Serino, Robert M. .... 1966-67  
 Sermonet, Stephen M. .... 1981-82  
**Severin, Canaan ..... 2012**  
 Sewak, Michael M. .... 1978-79-80  
 Sewell, Jameel A. F. .... 2006-07-09  
 Shackelford, George S., Jr. .... 1920-21  
 Shannon, Jim ..... 1968-69-70  
 Sharretts, Edward P., Jr. .... 1937-38  
 Sharper, H. Jamie ..... 1993-94-95-96  
 Shaw, Patrick J. (Mgr.) ..... 1987-88-89-90  
 Shaw, Ryan ..... 2011  
 Shawley, Steven R. .... 1971-72-73  
 Sheets, Robert E. .... 1943  
 Shelly, P. Gregory ..... 1966-67-68  
 Shelton, Duane ..... 1957-58  
 Shelton, Ken ..... 1972-73-74  
 Shendow, Irwin ..... 1958  
 Shepherd, Fred (Capt.) ..... 1958-59  
**Shepherd, Khalek ..... 2011-12**  
 Sherman, Timothy J. .... 1993-94-95-96  
 Sherwood, Richard (Mgr.) ..... 2006  
 Shibley, William A. .... 1899  
 Shields, John M. .... 2008-09  
 Shifflet, Ben (Mgr.) ..... 1997-98-99-00  
 Shippy, Carlos R. .... 1991  
 Shirley, William D. (Mgr.) ..... 1995  
 Shivers, Johnny W. .... 1995-96-97-99  
 Shoaf, Ralph W., Jr. .... 1946-47-48-49  
 Shoch, James R., III ..... 1962  
 Showalter, Louis R. .... 1952  
 Shuman, Thomas ..... 1963-64  
 Shumock, Bryan J. .... 1977-78-79-80  
 Sieg, Terry Y. .... 1961-62  
 Sierck, Alexander M. (Mgr.) ..... 1961  
 Sierocinski, Paul ..... 1984-85-86-87  
 Silas, E. Phillips ..... 1973  
 Silliman, Charles E. .... 1981  
 Silvester, Michael J. .... 1971  
 Similo, Ronald J. .... 1971  
 Simmons, Devon T. .... 1998-00-01  
 Simmons, G. Hall ..... 2008  
 Simmons, Larry J. .... 2000-01  
 Simonds, Frank, Jr. .... 1978-80  
 Simpson, Mikell V. .... 2007-08-09  
 Sims, Earl, Jr. .... 1998-00-01  
 Sims, John ..... 1972-73  
 Sims, J.S. .... 1895  
 Sims, Phillip ..... 2012  
 Sinclair, William C. .... 1945-48-49-50  
 Sinesky, Alphonse T. .... 1967-68-69  
 Sintim, Clint K. (Capt.) ..... 2005-06-07-08  
 Sipe, William H. .... 1945  
 Sipple, Frank P. .... 1930-32  
**Skrobacz, William "Billy" ..... 2012**  
 Slade, Christopher C. (Capt.) ..... 1989-90-91-92  
 Slebonick, Patrick S. .... 2008-09  
 Sledd, James ..... 1964-65

Slivinske, Alex, Jr. .... 1945  
 Sloan, David ..... 1973-74-75-76  
 Sloan, John K. (Capt.) ..... 1927-28-29  
 Slocum, John K. .... 1992-93-94-95  
 Small, Jason L. .... 1998-99  
 Smeraski, Michael G. .... 1975  
 Smith, B.C. .... 1912  
 Smith, Bryan ..... 2003  
 Smith, Carl O. .... 1991-92-93-94  
 Smith, Carl W. .... 1949-50  
 Smith, Darryl Q. .... 1979-80-82  
 Smith, Dave ..... 1970  
 Smith, Donnell M. (Capt.) ..... 1935  
 Smith, Edward W. (Capt.) ..... 1974-76-77-78  
 Smith, Joe ..... 1970-71  
 Smith, Kurt ..... 2002-03-04-05  
 Smith, L. Tylee (Mgr.) ..... 1990-91-92  
 Smith, Mark A. (Mgr.) ..... 1980  
 Smith, Michael J. .... 1988-89  
 Smith, Ralph E. (Mgr.) ..... 1981  
 Smith, Stephen B., Jr. (Mgr.) ..... 1963  
**Smith, Timothy Jr. .... 2009-11-12**  
 Smith, V.H. .... 1889-90  
 Smith, Walter C. .... 1937-38-39  
 Smith, William E., Jr. (Capt.) ..... 1981-82-83  
 Snead, Alvin L., Jr. .... 1989-90-91-92  
 Snead, Willie Lee ..... 1985  
 Snelling, Jason ..... 2002-04-05-06  
 Snyder, Bryan K. .... 1990  
**Snyder, Jacob ..... 2010-11-12**  
 Snyder, Matthew (Capt.) ..... 2009-10-11  
 Somoskooy, Victor H. .... 1896  
 Southern, Anthony L. .... 1996-97-98-99  
 Spady, George W. III "Mickey" ..... 1977-78  
 Spaulding, Robert E. .... 1934  
 Sparr, Harold A. (Capt.) ..... 1914-15-16  
 Spates, William O. .... 1902-03  
 Speer, Ward H. .... 1943-44-45  
 Spinner, Bryson A. .... 2000-01  
 Sprague, C. .... 1888  
 Spruill, Timothy C. .... 1998-99-00  
 Sroba, Joseph P. .... 1974-75-76  
 Sroba, Stephen J. .... 1971-72-73  
 Stadlin, Kenneth P. .... 1983-84-85  
 Stallings, William D. .... 1951-52-53  
 Stanchak, Jason L. .... 1991  
 Stanley, Charles W. .... 1946-48-49  
 Stanton, Forest Q. .... 1909-10  
 St. Clair, James W. .... 1930-31-32  
 St. Clair, James W. .... 1954-55-56  
 St. Clair, John B. .... 1996-97-98-99  
 Stair, Zachary S. .... 2006-08  
 Stamenich, Ljubomir D. .... 1998-99-00-01  
 Stanley, George A., II ..... 1999-00-01  
 Stearns, Christopher L. .... 1987-88-89-90  
 Steckmesser, Edward R. .... 1941-47



*Scott Secules led the ACC in passing and guided the Cavaliers to a 22-16 win over BYU in 1987 in his only year as the starting quarterback.*

Steele, J. Gary (Capt.) ..... 1989-90-91-92  
 Stejbach, Pete J. (Mgr.) ..... 1985-86  
 Stephenson, W.C. .... 1926-27-28  
 Sterba, Rick ..... 1970  
 Stetter, George ..... 1964-65-66  
 Stettinius, Joe (Mgr.) ..... 1953-54-55  
 Stevens, Brian K. .... 1983  
 Stevens, Henry E. .... 1931-32

Stevens, Michael M. .... 1960-62  
 Steward, John A. .... 1920  
 Stidham, Justin (Mgr.) ..... 2007-08  
 Still, Leroy ..... 1971-72  
 Stillwell, Richard N. .... 1915  
 Stocker, Jesse J. .... 1933  
 Stone, Bill ..... 1967  
 Stone, Edgar E. .... 1891-92  
 Stone, Luke (Mgr.) ..... 2003-04-05  
 Stone, Matthew ..... 2004  
 Strath, Robert J., Jr. .... 1996  
 Strenski, John E. (Mgr.) ..... 1989-90-91  
 Strempek, Henry M. (Capt.) ..... 1952-53-54  
 Stuart, William A. .... 1915  
 Stuetzer, Thomas S. N. .... 1942  
 Stukes, C. Dwayne L. .... 1996-97-98-99  
 Stupar, Jonathan D. .... 2005-06-07  
 Sturgeon, Gregory ..... 1967  
 Suhling, William G. .... 1940-41  
 Sullivan, Dave ..... 1970-71-72  
 Sullivan, David M. .... 1979-80-81-82  
 Sullivan, Gilbert J. .... 1945-46  
 Summersgill, Harry T. (Capt.) 1898-99  
 Sutphin, Wayne S. .... 1991  
 Sutt, Michael C. .... 1968-70  
 Swan, Russell S. .... 1982-83-84-85  
 Swank, John C., Jr. .... 1938  
**Swanson, Zachary** ..... 2011-12  
 Sweeney, David L. .... 1990-91  
 Sweeney, Robert M. .... 1980-81-83-84  
 Switalski, Richard ..... 1973-74-75-76  
 Sykes, Kenneth (Mgr.) ..... 2008  
 Symington, William W. .... 1927-28  
 Szymanski, Paul ..... 1984

**T**

Taliaferro, Aaron ..... 2010-11  
 Tandarich, Diane M. (Mgr.) .. 1987-88-89-90  
 Tamulonis, Paul G. .... 1974-75  
 Tarpley, Brendin (Mgr.) ..... 1991  
 Tata, Bob ..... 1950-51-52  
 Tayloe, Floyd B. .... 1946-47-48  
 Taylor, Dillon W. .... 1996-97-98  
 Taylor, Gregory O. .... 1977-78-79-81  
 Taylor, George R. .... 1927-28-29  
 Taylor, Howard J., III ..... 1982  
 Taylor, J. Saunders. .... 1894  
 Taylor, Joseph ..... 1975  
 Taylor, R.E. Lee ..... 1899  
 Taylor, Shannon A. .... 1996-97-99  
 Taylor, Walter H. (Mgr.) ..... 1890  
 Templeton, John L. .... 1898  
 Tenuta, Jonathan G. .... 1978-79-80  
 Teunis, B. Scott ..... 1956-57  
**Terrell, Dominique** ..... 2011-12  
 Terry, Gregory L. .... 1995  
 Terry, Lance D. .... 1988  
 Theiling, James S. .... 1977-78  
 Thesmar, Fred H. .... 1922-23-24  
 Thomas, Arthur A. .... 2000-01-02-03  
 Thomas, Bruce L. .... 1966  
 Thomas, Emory ..... 1959-60-61  
 Thomas, John L. (Capt.) ..... 1946-47-48-49  
**Thomas, Mason** ..... 2012  
 Thomas, Phil ..... 1986-87-88-89  
 Thomas, Richard S. (Capt.) ..... 1891-92  
 Thomas, Thomas N. .... 1968-69  
 Thomas, William T. (Capt.) ..... 1929-30-31  
 Thompson, Jerome ..... 1988  
 Thompson, Jonathan ..... 2003-04  
 Thompson, Marshall D. (Mgr.) 1989-90  
 Thompson, William V., III 1997-98-99  
 Thompson, Sean O. .... 1991-92  
 Thomson, Douglas K. .... 1961  
 Thornbury, Craig A. .... 1986-87  
 Thornton, A. Leslie (Mgr.) ..... 1948  
 Thornton, Eric ..... 2011  
 Thraves, Oscar R. .... 1909  
 Thurman, Albert L. .... 1890  
 Thurman, Allen G. .... 1915-16  
 Thweatt, Byron D. (Capt.) ..... 1997-98-99-00  
 Tilton, John G. .... 1891  
 Timperio, Anthony ..... 1973  
 Tinsley, Wilson ..... 1955  
 Tippet, R.E. .... 1915  
 Todd, David ..... 1937  
 Todd, Thomas H. (Capt.) .... 1910-11-12  
 Todd, Turnley (Capt.) ..... 1960-62-63

Toland, Patrick D. .... 1985-86-87  
 Toliver, Elton J. .... 1985-87-88-89  
 Toliver, Gene O. .... 1990-91-92  
 Tomlin, Brian K. .... 1978-79-81-82  
 Tomlin, Jeffrey D. .... 1990-91-92  
 Tomlin, Terrence L. .... 1989-90-91-92  
 Tompkins, Christopher R. .... 1930-32  
 Toney, Rob ..... 1989  
 Torchia, Joseph D. .... 2007-08-09-10  
 Torok, Ted (Capt.) ..... 1962-63-64  
 Towles, Thomas E. .... 1910  
 Toye, Vincent R. .... 1983-84-85  
 Trainor, Fred ..... 1959-60  
 Trant, Cameron S. (Mgr.) ..... 1996-97-98-99  
 Trell, Leonard (Capt.) ..... 1934-35-36  
 Trencham, Hal ..... 1969-70  
 Troger, Daniel C. .... 1991  
 Troup, Bill ..... 1970  
 Tucker, Beverly R., Jr. .... 1937  
 Tucker, Floyd ..... 1955  
 Tucker, Weir M. .... 1934-35  
 Tufty, Harold G. .... 1943  
 Tureman, Shawn I. (Mgr.) ..... 1993  
 Turnbull, Knox ..... 1936  
 Turner, Chris ..... 1972  
 Turner, Curtis ..... 1984-85-86  
 Turner, Dave ..... 1968-69-70  
 Turner, Howard R. .... 1927-28-29  
 Turner, Joseph L. .... 1974-75-76-77  
 Turner, Kevin A. .... 1982  
 Turner, Mebane H. .... 1950-51-52  
 Turner, Richard ..... 1928-29  
 Tutwiler, E.M. .... 1901  
 Tyler, Delano L. .... 1986-87  
 Tyler, H.W. .... 1926  
 Tyler, Robert H. (Mgr.) ..... 1990-91  
 Tysinger, William L., Jr. .... 1945

**U**

Uihlein, Henry H. .... 1942  
 Ulehla, Tony R. .... 1959-60-61  
**Urban, Brent** ..... 2011-12  
 Urch, Scott E. .... 1985-86  
 Urmston, Thomas H. .... 1927

**V**

Vale, Donald D. .... 1974  
 Van Kuiken, Aaron ..... 2009-11  
 Vanderbeek, Keith ..... 1984-85  
 Varner, Harry ..... 1910  
 Varner, John (Mgr.) ..... 1967  
 Vaughan, Patrick ..... 1963-64  
 Vaughan, William W. .... 1906-07  
 Verica, Marc C. .... 2008-09-10  
 Viar, Thomas L. .... 1971  
 Viars, Theodore J. .... 1955  
 Vigorito, Thomas J. (Capt.) ... 1977-78-79-80  
 Voliva, William ..... 1974  
 Voss, Andrew ..... 1979  
**Vozenilek, Alec** ..... 2012

**W**

Wagenknight, William J., Jr. .... 1916  
 Wager, Eugene E., Jr. .... 1931-32  
 Waidner, Harry F., III ..... 1952  
 Wakeham, Frank (Mgr.) ..... 1986  
 Walchack, Ron R. .... 1975-76  
 Walcott, Ausar ..... 2009-10-11-12  
 Waldron, Caroline (Mgr.) ... 1983-84-85  
 Waldron, James H. .... 1943  
 Waldrop, John B. .... 1939-40  
 Waldrop, Louis S. .... 1943  
 Walker, Bradley ..... 1900-01  
 Walker, Coleman C. .... 1923  
 Walker, James H., III (Capt.) ... 1944-45  
 Walker, Jeffrey A. .... 1981-82-83-85  
 Walker, John ..... 1972-73-74  
 Walker, Justin ..... 2002  
 Walker, Knox P. .... 1914  
 Walker, Quentin ..... 1979-80-82-83  
**Walker, Rijo** ..... 2010-11-12  
 Wall, Harry ..... 1903  
 Wallace, Devin ..... 2010  
 Wallace, Gustavus B. .... 1896-97  
 Wallace, Jason K. .... 1988-89-90  
 Wallace, John M. .... 1974-75-76

**Wallace, Robert "Cody"** ..... 2012  
 Wallenger, Bruce (Mgr.) ..... 1966-67  
 Walp, Paul K. .... 1922-23-24-25  
 Walsh, Ferdinand C. .... 1898  
 Walsh, William D. .... 1947-48-49  
 Walter, F.J. .... 1912  
 Walton, Dan G. .... 1971  
 Wanner, Donald G. .... 1942-43  
 Waples, Joseph B., Jr. .... 1905  
 Ward, James C. .... 1914-15-16  
 Ward, Jonathan M. .... 2001  
 Ward, Samuel C. .... 1921-22  
 Ward, William L. .... 1947  
 Wardlaw, Michael J. .... 1992-94  
 Ware, David L., Jr. .... 1989-90-91-92  
 Warren, Christopher C. .... 1985-86  
 Warren, Marshall (Mgr.) ..... 1957  
 Warren, William Rice ..... 1904-05  
 Warren, W. R. .... 1914-15  
 Warthen, Benjamin (Mgr.) ..... 1964  
 Warthen, Harry (Mgr.) ..... 1960  
 Washington, Jerrod (Capt.) ... 1990-91-92-93  
 Washington, Marcus A. .... 1990-91  
 Washington, Patrick (Capt.) ... 1997-98-99-00  
 Wass, John (Mgr.) ..... 2002-03-04  
 Waters, H. Dorsey (Capt.) ..... 1901-02  
**Watford, David** ..... 2011  
 Watkins, T. Frank ..... 1902-03  
 Way, Charles C. (Capt.) 1991-92-93-94  
 Weaver, James M. .... 1923-24  
 Weaver, R. M. .... 1924-25  
 Webb, Jim ..... 1976  
 Weeks, Marquis C. .... 2001-02-03-04  
 Weeks, Williams R., II (Capt.) ... 1935-36-37  
 Weems, Wharton E. (Mgr.) ..... 1911  
 Weest, Harry B. .... 1895  
 Weigand, Ryan P. .... 2006-07  
 Weir, Robert C. (Capt.) . 1947-48-49-50  
 Wellford, Landon C. .... 1907  
 Wellford, J.H. .... 1911  
 Wentz, Wade ..... 1962  
 West, George F. .... 1941  
 Westcott, Thomas Adam ..... 1999  
 Whalen, Lawrence F. .... 1929  
 Whelan, Wayne ..... 1958  
 Whitaker, J. Waverley ..... 1889  
 Whitaker, Patrick W. .... 1957  
 White, Adam (Mgr.) ..... 2006  
 White, Bryan C. .... 2001-02-03-05  
 White, Charles C. .... 1916  
 White, Evans Christopher, III ..... 1996  
 White, Joseph P. .... 1957  
 White, James L., Jr. .... 1913-14-15-16  
 White, James L., III ..... 1939-40-41  
 White, Kaylee (Mgr.) ..... 2002-03-04-05  
 White, T.N., Jr. (Mgr.) ..... 1945  
 White, Todd H. (Capt.) . 1993-94-95-96  
 Whitehead, Gordon B. .... 1979-81-82  
 Whitelaw, Landum P. .... 1949  
 Whitley, Reece M. (Capt.) .. 1956-57-58  
**Whitmire, Jeremiah** ..... 2012  
 Wicks, Jim (Capt.) ..... 1974-75-76  
 Wiley, Mark E. .... 1982-83-84  
 Wilkin, Mathew C. .... 1933-34-35  
 Wilkins, Terrence O. .... 1995-96-97-98  
 Willcox, Charles ..... 1888  
 Willett, Kirk A. .... 1995-96-97  
 Willett, W. Roscoe, Jr. .... 1938-39  
 Willey, Michael V. (Mgr.) ..... 1996-97-98-99  
 Williams, Alan C. .... 1975  
 Williams, Ben (Mgr.) .... 1998-99-00-01  
 Williams, Bill (Capt.) ..... 1970-71  
 Williams, Charles Robert ..... 1901  
 Williams, Christopher E. ... 1999-01-02  
 Williams, Dena ..... 1999  
 Williams, Deyon (Capt.) 2003-04-05-06  
 Williams, Joe L., Jr. .... 1994-95-96-97  
 Williams, Julius D. .... 1995-96-97  
 Williams, Lewis C. (Mgr.) ..... 1896  
 Williams, Michael L ..... 1989  
 Williams, Robert ..... 1957-58  
 Williams, S. Clay ..... 1906-07  
 Williams, William A. (Mgr.) ..... 1915  
 Williams, Willis E., Jr. .... 1960-61  
 Willis, Benjamin C. .... 1899  
 Willis, Symmion R. .... 1993-94  
 Willits, Jim ..... 1967-68-69  
 Wills, Davis B. (Mgr.) ..... 1900  
 Wilson, D.C. .... 1912-16-17

Wilson, John B. .... 1889  
 Wilson, Johnnie L. .... 1988-89-90  
 Wilson, Lowndes (Mgr.) ..... 1965  
 Wilson, Maitland A. .... 1922-23  
 Wilson, Marcus ..... 1987-88-89  
 Wilson, Richard T., III (Mgr.) ..... 1962  
 Wiltsee, Erich W. .... 1995  
 Winborne, Jamaine L. .... 2001-02-03  
 Windle, Steele B., III ..... 1977  
 Windle, Tucker ..... 2009-10-11-12  
 Winget, Jim ..... 1963-64-65  
 Winokur, Herbert Sr. .... 1938-39  
 Winston, James O. .... 1923  
 Wise, H.A. II (Mgr.) ..... 1958  
 Wise, Jennings Cropper ..... 1908-09  
 Wise, Sandy (Mgr.) ..... 1957  
 Witt, Samuel Brown ..... 1920-21  
 Wolf, Craig K. .... 1982  
 Womack, Antwoine (Capt.) ..... 1998-00-01  
 Womack, John T., III ..... 2008-09-10  
 Wood, Bruce W. .... 1943-44-46  
 Wood, Davis J. .... 1919  
 Wood, Douglas ..... 1963-64  
 Wood, Joseph M. (Capt.) ..... 1910-11-12-14  
 Wood, Larry ..... 1965-66  
 Wood, Oscar E., III (Mgr.) ..... 1991-92-93  
 Wood, Smyth ..... 1959  
 Woodburn, Cynthia (Mgr.) ... 1986-87-88-89  
 Woods, Brandon C. .... 2006-08-09  
 Woods, Henry M. Jr. .... 1906  
 Woods, Matthew R. .... 1987-88-89  
 Woods, Reginald D. .... 1980-81  
 Woods, Samuel B., Jr. (Mgr.) ..... 1907  
 Woodson, Jared S. .... 1999-00-01  
 Woody, Gordon (Mgr.) ..... 1952  
 Woolfolk, Pichgru ..... 1912-13  
 Word, Barry D. .... 1983-84-85  
 Word, Corwin B. .... 1978-80-81  
 Word, Kenneth E. .... 1980-81-82  
 Word, William E., Jr. .... 1915  
 Wright, Michelle A. (Mgr.) ..... 1985  
 Wright, William M. .... 1947-48-49  
 Wykoff, Bernie ..... 1943  
 Wyncoop, Dave ..... 1967-68-69

**Y**

Yancey, Kemper W. (Capt.) ..... 1907-08-09  
 Yarbrough, A. Nelson ..... 1956-57  
 Yarbrough, Zachary ..... 2001-02-03-04  
 Yavinsky, Marc T. .... 1991  
 Yewisiak, Paul ..... 1965-66-67  
 Yoder, Brent ..... 1985  
 Young, James M. .... 1952  
 Young, William R., Jr. .... 1953  
 Young, M. (Mgr.) ..... 1889  
 Yurechko, Douglas A. (Mgr.) ..... 1995-96

**Z**

Zamperini, Mark E. .... 1977  
 Zellem, Edward B. .... 1983  
 Zellers, Tom ..... 1967  
 Zensen, Roger ..... 1959  
 Zidenberg, Joshua S. .... 2005-06-07  
 Ziegler, Paul E. .... 1971  
 Zimmer, Craig W. .... 1985-86-88  
 Zimmer, William L, III ..... 1933-34  
 Zimmerlink, Geno ..... 1981-83-84-85  
 Zimmerman, Ric ..... 1966-67-68  
 Zinn, George ..... 1903  
 Zmudzin, Anthony (Capt.) ..... 1973-74  
 Zundel, Dwight W. .... 1920-21