

# VIRGINIA

## 2007-08 Men's Basketball



### VIRGINIA BASKETBALL YEAR-END NOTES

Virginia finishes 2007-08 season with 17-16 record  
Cavaliers reach semifinals of first College Basketball Invitational

#### 2007-08 SEASON:

- Virginia finished the 2007-08 season with an overall record of 17-16
- The Cavaliers reached the semifinals of the inaugural College Basketball Invitational
- Virginia compiled a 5-11 record in the Atlantic Coast Conference and finished 10th in the ACC regular season standings

#### ABOUT THE CAVALIERS (17-16, 5-11 ACC):

- The Cavaliers are the College Basketball Invitational East Region champion
- Virginia rallied from double-digit deficits to beat Richmond (66-64) and Old Dominion (80-76) to advance to the CBI semifinals
- Virginia lost to Bradley 96-85 in the CBI semifinals
- The Cavaliers won six of their last 10 games

#### POSTSEASON HISTORY:

- Virginia made its 29th postseason appearance (16 NCAA, 12 NIT, 1 CBI)
- The Cavaliers have a 39-27 all-time postseason record (22-16 in NCAA, 15-10 in NIT, 2-1 in CBI)
- UVa played in all three postseason tournaments in the first three years of the Dave Leitao era (2006 NIT, 2007 NCAA, 2008 CBI)

#### RALLIES FOR THE CAVALIERS:

- Virginia won its first two CBI games by rallying from double-digit deficits (12 vs. Richmond, 10 vs. ODU)
- The last time Virginia rallied from double-digit deficits to win in consecutive games was the 2006-07 season (down 16 at Clemson - won 64-63; down 13 vs. Duke - won 68-66 in overtime)

#### ACC-OLADES FOR SINGLETARY:

- Sean Singletary was named 1st Team All-ACC for the third consecutive year
- He becomes the third player in UVa history to be a three-time 1st Team selection (Bryant Stith, Ralph Sampson)
- In 2007-08, Singletary and UNC's Tyler Hansbrough became the 24th and 25th players in ACC history to be three-time 1st Team honorees

#### SINGLETARY SCORES 2,000:

- Sean Singletary scored his 2,000th career point in the regular season finale victory over Maryland
- He is the fifth Cavalier to reach the 2,000 point mark (Bryant Stith, Jeff Lamp, Buzzy Wilkinson, Ralph Sampson)
- He is the 39th player in ACC history to score 2,000 career points
- He finished his career ranked fifth in UVa history and tied for 27th in ACC history with 2,079 points

#### SINGLETARY AMONG LEADERS IN SCORING AND ASSISTS:

- In the final NCAA stats for the 2007-08 season, Sean Singletary ranked 36th nationally in scoring at 19.8 points per game and 17th nationally in assists at 6.1 per game
- Singletary is the only player ranked in the top 40 nationally in both scoring and assists

#### SINGLETARY NAMED ACC PLAYER OF THE WEEK:

- Sean Singletary was named ACC Player of the Week on Mar. 10
- Singletary had 17 points in the win at Georgia Tech (3/3), 18 points vs. Duke (3/5), and 27 points in the win vs. Maryland (3/9)
- It is the fifth ACC Player of the Week honor of Singletary's career and the second during the 2007-08 season (also on Nov. 19)

### SCHEDULE/RESULTS

|            |  |                     |
|------------|--|---------------------|
| <b>N4</b>  | <b>CARSON-NEWMAN (EX)</b>                          | <b>W 124-65</b>     |
| <b>N11</b> | <b>VERMONT [ACC Select]</b>                        | <b>W 90-72</b>      |
| <b>N14</b> | <b>HOWARD [ACC Select]</b>                         | <b>W 92-53</b>      |
| N17        | at #17 Arizona [FSN]                               | W 75-72             |
| <b>N20</b> | <b>DREXEL [CN8]</b>                                | <b>W 72-58</b>      |
| N23        | at Penn % [CN8]                                    | W 100-85            |
| N24        | vs. Seton Hall % [CN8]                             | L 60-74             |
| <b>N27</b> | <b>NORTHWESTERN ^ [ESPNU]</b>                      | <b>W 94-52</b>      |
| <b>D5</b>  | <b>SYRACUSE [ESPN2]</b>                            | <b>L 68-70</b>      |
| <b>D7</b>  | <b>LONGWOOD [ACC Select]</b>                       | <b>W 76-57</b>      |
| <b>D19</b> | <b>HAMPTON [ACC Select]</b>                        | <b>W 79-65</b>      |
| <b>D22</b> | <b>ELON [CSN]</b>                                  | <b>W 91-61</b>      |
| <b>D30</b> | <b>HARTFORD [ACC Select]</b>                       | <b>W 78-70</b>      |
| J3         | at Xavier [CSTV]                                   | L 70-108            |
| J13        | at #9 Duke * [FSN]                                 | L 65-87             |
| <b>J16</b> | <b>VIRGINIA TECH * [ESPN]</b>                      | <b>L 69-70 (ot)</b> |
| <b>J19</b> | <b>BOSTON COLLEGE * [Raycom<sup>(split)</sup>]</b> | <b>W 84-66</b>      |
| J23        | at Florida State * [ACC Select]                    | L 67-69             |
| <b>J27</b> | <b>GEORGIA TECH * [FSN]</b>                        | <b>L 82-92 (ot)</b> |
| J30        | at Maryland * [ESPN]                               | L 75-85             |
| F2         | at Virginia Tech * [Raycom]                        | L 65-72 (ot)        |
| <b>F7</b>  | <b>CLEMSON * [ESPN2]</b>                           | <b>L 51-82</b>      |
| F9         | at Wake Forest * [ABC]                             | L 64-80             |
| <b>F12</b> | <b>#5 N. CAROLINA * [ESPN2/Raycom]</b>             | <b>L 74-75</b>      |
| F17        | at Boston College * [Raycom <sup>(split)</sup> ]   | W 79-74             |
| F21        | at Georgia Tech * [RSN]                            | ppd.                |
| <b>F24</b> | <b>NC STATE * [FSN]</b>                            | <b>W 78-60</b>      |
| M1         | at Miami * [Raycom <sup>(split)</sup> ]            | L 93-95             |
| M3         | at Georgia Tech * [RSN]                            | W 76-74             |
| <b>M5</b>  | <b>#6 DUKE * [ESPN]</b>                            | <b>L 70-86</b>      |
| <b>M9</b>  | <b>MARYLAND * [FSN]</b>                            | <b>W 91-76</b>      |
| M13        | vs. Georgia Tech & [ESPN2]                         | L 76-94             |
| <b>M18</b> | <b>RICHMOND @ [FCS]</b>                            | <b>W 66-64</b>      |
| <b>M24</b> | <b>OLD DOMINION @ [FCS]</b>                        | <b>W 80-76</b>      |
| <b>M26</b> | <b>BRADLEY @ [FCS]</b>                             | <b>L 85-96</b>      |

\* ACC Game  
 ^ Big Ten/ACC Challenge  
 % Philly Hoop Group Classic (The Palestra, Philadelphia)  
 & ACC Tournament (Charlotte, N.C.)  
 @ CBI (College Basketball Invitational)

All Times Eastern  
 Rankings are Associated Press at time of the game

#### TV Abbreviations

CN8 Channel available on select Comcast cable systems  
 CSN Comcast SportsNet - Mid Atlantic  
 FSN Fox Sports Net  
 RSN Regional Sports Networks  
 FCS Fox College Sports

**MEDIA INFORMATION****Men's Basketball Contact Information**

Virginia Athletics Media Relations  
154 John Paul Jones Arena  
PO Box 400853  
Charlottesville, VA 22904

Office: (434) 982-5500  
Fax: (434) 982-5525

**Rich Murray**

Associate AD for Public Relations  
(Primary Men's Basketball Contact)

Office: (434) 982-5530  
Home: (434) 978-2966  
Email: [rmurray@virginia.edu](mailto:rmurray@virginia.edu)

**Steve Kirkland**

Assistant Media Relations Director  
(Secondary Men's Basketball Contact)

Office: (434) 982-5535  
Cell: (434) 825-5241  
Email: [skirkland@virginia.edu](mailto:skirkland@virginia.edu)

**SINGLETARY NAMED TO PAIR OF ALL-DISTRICT TEAMS:**

- Sean Singletary was named first-team All-District 5 by the National Association of Basketball Coaches (NABC) and to the US Basketball Writers Association (USBWA) All-District III team
- It is the second consecutive year Singletary has been a first-team NABC All-District 5 selection
- It is the third consecutive year Singletary has been named to the USBWA All-District III team

**SINGLETARY NAMED FINALIST FOR PAIR OF AWARDS:**

- Sean Singletary was one of 16 finalists for the Bob Cousy Award, given to the nation's top collegiate point guard
- Singletary was one of 10 finalists for the Lowe's Senior CLASS Award

**SINGLETARY NAMED TO PAIR OF MIDSEASON LISTS:**

- Sean Singletary was one of 30 players named to the midseason list for the John R. Wooden Award
- He was also one of 30 players named to the midseason list for the Naismith Trophy, presented by AT&T
- Both awards are given annually to the top collegiate basketball player

**SINGLETARY CONTRIBUTES IN DIFFERENT WAYS:**

- Sean Singletary was the only player in Division I during the 2007-08 season to have a 40-point scoring game, a 10-rebound game and a 10-assist game
- He is the only player in Virginia history to accomplish all three marks in the same season
- Singletary and Donald Hand are the only Cavaliers in history to accomplish all three marks in a career (Hand had his 10-rebound game and 10-assist game in different seasons)

**DOUBLE FIGURE STREAK FOR SINGLETARY:**

- Sean Singletary concluded his Virginia career by scoring in double figures in his last 55 games
- It is the longest streak in UVa history, breaking Bryant Stith's 51 game streak
- It was the longest active streak in the ACC at the end of the 2007-08 season and tied for the 14th longest streak in ACC history

**SINGLETARY SCORES BIG IN THE ACC:**

- Sean Singletary averaged 21.5 points per game in conference play
- It is the highest scoring average for a Cavalier in ACC play since Norman Nolan averaged 22.4 points in 1998

**SINGLETARY FIRST IN ACC HISTORY TO RECORD 2000-500-400-200:**

- Against Old Dominion on March 24, Sean Singletary recorded the 200th steal of his career
- By reaching the mark, he became the first player in ACC history to have 2,000 points, 500 assists, 400 rebounds, and 200 steals in a career

**SINGLETARY CRACKS ACC TOP 30:**

- Against Old Dominion, Sean Singletary moved into the top 30 of the ACC's all-time scoring list
- He finished his collegiate career tied for 27th place in ACC history with 2,079 career points

**SINGLETARY SECOND AMONG CAVALIERS IN ACC CAREER SCORING:**

- Sean Singletary scored 1,073 points in ACC games during his career
- He is one of two Cavaliers to score 1,000 points in conference games, joining Bryant Stith (1,211)

**SINGLETARY ON VIRGINIA'S CAREER CHARTS:**

- Sean Singletary ended his Cavalier career ranked in the top 10 on six different career lists
- Singletary finished his career ranked second on the Cavaliers' career steals list (200), third in assists (587), and three-point field goals (222), fourth in free throws made (573), fifth in scoring (2,079 points), and ninth in field goals made (642)

### DOUBLE-DOUBLES FOR SINGLETARY:

- Sean Singletary had his fifth double-double of the 2007-08 season with his 22 point-10 assist performance against Old Dominion in the CBI quarterfinals
- He had a 20-point, 10-assist double-double vs. Georgia Tech in the ACC Tournament 1st Round
- Singletary had a double-double in two regular season ACC games in 2007-08
- He followed his 34 point-10 rebound effort vs. Virginia Tech (1/16) with 19 points and 10 assists vs. Boston College (1/19)
- Singletary is the only player in the ACC to have both a points-rebounds and a points-assists double-double in 2007-08
- Of his six career double-doubles, two were points-rebounds and four were points-assists

### SINGLETARY CLOSE TO EXCLUSIVE 2000-500-500 CLUB:

- Sean Singletary finished his career with 2,079 career points, 490 career rebounds and 587 career assists
- Singletary needed 10 more rebounds to become the 10th player in NCAA Division I history to have 2,000 career points, 500 career rebounds and 500 career assists

### MIKALASKAS MADE AN IMPACT:

- Laurynas Mikalaukas averaged 8.7 points and 4.0 rebounds per game in 11 games after returning on Feb. 12 vs. North Carolina from a shoulder injury that kept him out of 13 games
- Virginia went 4-3 in the ACC with Mikalaukas playing and 1-8 while he was injured
- At Miami (3/1) he set career highs with 16 points and 13 rebounds (his second career double-double)
- Against Georgia Tech (3/13) he had 15 points and seven rebounds

### HEAD COACH DAVE LEITAO:

- 2007 ACC Coach of the Year
- First Virginia coach to win the honor since Terry Holland in 1982
- 53-42 record in three seasons at Virginia, including a 23-25 mark in the ACC
- Overall record of 133-111 in eight seasons as a head coach

### LEITAO STYLISH ON THE SIDELINE:

- Dave Leitao was one of 11 coaches selected to Dick Vitale's "All-GQ team"
- The team was a feature on the GQ magazine website

### SINGLETARY SCORES CAREER HIGH AT MIAMI:

- Sean Singletary scored a career-high 41 points at Miami (3/1)
- The 41 points were the most scored in a game by a Cavalier since Donald Hand had 41 vs. NC State in 1999
- Singletary tied his career high with 12 field goals
- It was the second highest scoring game in the ACC during the 2007-08 season (Tyrese Rice of Boston College scored 46 points vs. UNC the same day)

### CAREER HIGHS AT MIAMI:

- Sean Singletary's 41 points was not the only career high set at Miami
- Laurynas Mikalaukas set career highs with 16 points and 13 rebounds
- Jamil Tucker scored a career-high 14 points

### SINGLETARY A THIEF AGAINST NC STATE:

- Sean Singletary set a career high and tied the UVa single-game record with seven steals vs. NC State (2/24)
- His seven steals were the most in a game by an ACC player during the 2007-08 season

### SINGLETARY LEADS VIRGINIA PAST BOSTON COLLEGE:

- Sean Singletary had his third double-double of the season with 19 points and 10 assists vs. BC on Jan. 19
- The 10 assists tied his career high

### SINGLETARY SHINES AGAINST VIRGINIA TECH:

- Sean Singletary had a double-double with 34 points and 10 rebounds vs. Virginia Tech on Jan. 16
- He scored 49.3 percent (34 of 69) of Virginia's points in the game, the highest percentage for a Cavalier since Singletary scored 35 of 69 UVa points (50.7 percent) at Gonzaga on Dec. 17, 2005
- It marked the fourth 30-point game of his career
- His 12 made field goals set a career high (since tied)
- His 10 rebounds tied a career high

## 2007-08 HONORS & AWARDS

### SEAN SINGLETARY

- Honorable Mention All-America by The Associated Press
- Honorable Mention All-America by CollegeHoops.net
- 1st Team All-ACC
- 1st Team National Association of Basketball Coaches All-District 5
- US Basketball Writers Association All-District III
- ACC Player of the Week (Nov. 19 and March 10)
- Richmond Times-Dispatch State Player of the Year
- Virginia Sports Information Directors Association (VaSID) State Player of the Year
- 1st Team All-State by the Richmond Times-Dispatch
- 1st Team All-State by the Virginia Sports Information Directors Association (VaSID)
- Bob Cousy Award finalist
- Lowe's Senior CLASS Award finalist
- Midseason Naismith Trophy candidate
- Midseason John R. Wooden Award candidate
- Sidney Young Memorial Award recipient (Team award to that individual who exemplifies the highest qualities of leadership, cooperative spirit, and unselfish service in the interest of athletics at the University of Virginia)

### JEROME MEYINSSE

- ACC All-Academic Team

### VIRGINIA IN THE ACC STATS (final)

#### TEAM STATISTICS

|                     |       |      |
|---------------------|-------|------|
| Scoring Offense:    | 76.8  | 5th  |
| Scoring Defense:    | 74.8  | 11th |
| Scoring Margin:     | +2.0  | 9th  |
| Field Goal %:       | .435  | 11th |
| Field Goal % Def.:  | .449  | 11th |
| Free Throw %:       | .705  | 5th  |
| 3FG %:              | .366  | 6th  |
| 3FG Made/Game:      | 8.30  | 2nd  |
| 3FG % Defense:      | .367  | 11th |
| Offensive Rebounds: | 13.42 | 3rd  |
| Defensive Rebounds: | 25.64 | 3rd  |
| Rebounding Margin:  | +5.0  | 2nd  |
| Assists:            | 13.48 | 7th  |
| Assist/Turnover:    | 0.96  | 7th  |
| Turnover Margin:    | -0.48 | 9th  |
| Steals:             | 5.79  | 11th |
| Blocked Shots:      | 2.36  | 12th |

#### INDIVIDUAL STATISTICS

|                   |       |      |
|-------------------|-------|------|
| Sean Singletary   |       |      |
| - Scoring         | 19.8  | 3rd  |
| - Assists         | 6.12  | 2nd  |
| - Free Throw %    | .851  | 4th  |
| - Steals          | 1.82  | 6th  |
| - Assist/To Ratio | 1.58  | 9th  |
| - Minutes played  | 34.00 | 6th  |
| Mamadi Diane      |       |      |
| - Scoring         | 11.8  | 22nd |
| Adrian Joseph     |       |      |
| - Rebounding      | 5.7   | 19th |

### VIRGINIA IN THE NCAA STATS (final)

#### TEAM STATISTICS

|                    |      |      |
|--------------------|------|------|
| Scoring Offense    | 76.8 | 36th |
| 3FG Made/Game:     | 8.3  | 35th |
| Rebounding Margin: | +5.0 | 32nd |

|                 |      |      |
|-----------------|------|------|
| Sean Singletary |      |      |
| - Scoring       | 19.8 | 36th |
| - Assists       | 6.1  | 17th |
| - Free Throw %  | .851 | 42nd |
| - Steals        | 1.8  | 87th |

#### CAVALIERS RECORD HISTORIC BIG TEN/ACC CHALLENGE WIN:

- Virginia's 94-52 win over Northwestern helped the ACC win its ninth consecutive Big Ten/ACC Challenge, 8-3
- The Cavaliers' 42-point victory over the Wildcats is the biggest margin of victory in the history of the event
- In the game, the Cavaliers made 16 three-point field goals

#### OVERTIME WOES:

- The Cavaliers were 0-3 in overtime games in 2007-08
- It marks just the second time in school history UVA lost three OT games in a season (0-3 in 86-87)

#### JOSEPH HAS CAREER REBOUNDING HIGH AGAINST SETON HALL:

- Against Seton Hall (11/24), Adrian Joseph had a career-high 16 rebounds
- Joseph had six double-digit rebound games in 2007-08

#### SCOTT ON THE BOARDS AGAINST PENN:

- Against Penn (11/23), first-year Mike Scott had 13 rebounds
- It was the most rebounds by a Cavalier freshman since Travis Watson had 15 rebounds against NC State (Jan. 12, 2000)

#### SPREADING THE WEALTH:

- Against Howard (11/24), 13 different Cavaliers scored
- It was the most different players to score in a game for UVA since 14 different players scored in a 93-47 win over Winthrop on December 1, 1990

#### SEAN SINGLETARY RECEIVES PRESEASON ACCOLADES:

- First-team Collegehoops.net preseason All-American
- Third-team CBSsportsline.com preseason All-American
- CollegelInsider.com preseason All-American
- Top 50 preseason candidate for the John R. Wooden Award
- Preseason Watch List for the Naismith Trophy presented by AT&T
- Bob Cousy Award presented by The Hartford (nation's top point guard) preseason list
- One of 30 candidates for the Lowe's Senior CLASS Award
- Preseason All-ACC
- No. 4 on Luke Winn's Top 15 Seniors on SI.com

#### SINGLETARY, JOSEPH ARE VIRGINIA'S CAPTAINS:

- Seniors Sean Singletary and Adrian Joseph were co-captains for the 2007-08 season
- Singletary was a captain for the third consecutive year while Joseph was a captain for the first time
- Singletary joined Donald Hand (a captain from 98-99 through 00-01) as the only three-year captains in Virginia history

#### AT HOME AT JOHN PAUL JONES ARENA:

- Virginia has an all-time record of 29-8 at John Paul Jones Arena
- UVA was 13-7 at home during the 2007-08 season
- The Cavaliers posted a 16-1 home record in 2006-07 in the first season in John Paul Jones Arena

#### VIRGINIA SIGNS THREE TO NATIONAL LETTERS OF INTENT:

- Head Coach Dave Leitao announced on Nov. 19 that three players signed national letters of intent to join the Cavalier program in 2008-09
- 6-11 center John Brandenburg (Des Peres, Mo.), who averaged 8.2 points, 7.9 rebounds and 2.4 blocks per game in 2006-07 as a junior at De Smet Jesuit H.S. in St. Louis
- 6-6 guard Sylvan Landesberg (Flushing, N.Y.), who averaged 25.7 points, 10.5 rebounds and 3.6 assists per game in 2006-07 as a junior at Holy Cross High School and was named the Catholic High School Athletic Association Player of the Year. He was selected as a 2008 McDonald's All-American
- 7-0 center Assane Sene (Senegal), who played his first season of basketball in the United States at South Kent Preparatory School in South Kent, Conn., in 2007-08

**2007-08 VIRGINIA MEN'S BASKETBALL ROSTER**

| <b>NO.</b> | <b>NAME</b>          | <b>POS.</b> | <b>HT.</b> | <b>WT.</b> | <b>CLASS</b> | <b>HOMETOWN/HIGH SCHOOL (Previous School)</b>     |
|------------|----------------------|-------------|------------|------------|--------------|---|
| 1          | Jeff Jones           | G           | 6-4        | 193        | Fr.          | Chester, Pa./Monsignor Bonner                     |
| 2          | Mustapha Farrakhan   | G           | 6-4        | 175        | Fr.          | Harvey, Ill./Thornton Township                    |
| 4          | Calvin Baker         | G           | 6-2        | 186        | So.          | Newport News, Va./Woodside (William & Mary)       |
| 11         | Laurynas Mikalauskas | F           | 6-8        | 246        | Jr.          | Palanga, Lithuania/Blue Ridge School              |
| 12         | Jamil Tucker         | F           | 6-8        | 241        | So.          | Gary, Ind./West Side                              |
| 13         | Sammy Zeglinski      | G           | 6-0        | 175        | Fr.          | Philadelphia, Pa./The William Penn Charter School |
| 21         | Tunji Soroye         | C           | 6-11       | 252        | Sr.          | Dugbe Ibadan, Nigeria/Montrose Christian School   |
| 22         | Will Sherrill        | F           | 6-9        | 215        | Fr.          | New York, N.Y./Phillips Academy Andover           |
| 24         | Mamadi Diane         | G/F         | 6-5        | 201        | Jr.          | Potomac, Md./DeMatha Catholic                     |
| 30         | Adrian Joseph*       | F           | 6-7        | 201        | Sr.          | San Fernando, Trinidad/Brewster Academy           |
| 31         | Andy Burns           | F           | 6-8        | 212        | So.          | Alexandria, Va./Bishop Ireton                     |
| 32         | Mike Scott           | F           | 6-8        | 233        | Fr.          | Chesapeake, Va./Hargrave Military Academy         |
| 34         | Ryan Pettinella      | F/C         | 6-9        | 249        | Sr.          | Webster, N.Y./McQuaid Jesuit (Penn)               |
| 43         | Will Harris          | F/G         | 6-6        | 245        | So.          | Corona, N.Y./Brewster Academy                     |
| 44         | Sean Singletary*     | G           | 6-0        | 185        | Sr.          | Philadelphia, Pa./The William Penn Charter School |
| 45         | Solomon Tat          | G/F         | 6-5        | 223        | So.          | Jos Plateau, Nigeria/Community Christian School   |
| 55         | Jerome Meyinsse      | F/C         | 6-8        | 245        | So.          | Baton Rouge, La./McKinley                         |

\* Co-Captain

**HEAD COACH:**

Dave Leitao

**ASSISTANT COACHES:**

Bill Courtney

Drew Diener

Steve Seymour

**DIRECTOR OF BASKETBALL OPERATIONS:**

Rick Brunson

**STRENGTH & CONDITIONING COACH:**

Shaun Brown

**ASSISTANT DIR. OF OPERATIONS/VIDEO:**

Oliver Winterbone

**ATHLETIC TRAINER:**

Ethan Saliba

**PRONUNCIATION GUIDE**

Mamadi Diane

Mom-uh-dee Dee-on-ee

Mustapha Farrakhan

Moo-sta-fa Fair-uh-con

Dave Leitao

Lay-toe

Jerome Meyinsse

Me-yin-see

Laurynas Mikalauskas

La-ree-nus Mick-a-laus-cuss

Ryan Pettinella

Pet-in-ella

Tunji Soroye

Ton-jee Suh-roy-yay

Jamil Tucker

Ja-mill

Sammy Zeglinski

Zuh-glin-ski

### CAVALIER CAREER RECORD BOOK

#### POINTS

|                                     |              |
|-------------------------------------|--------------|
| 1. Bryant Stith (1989-92)           | 2,516        |
| 2. Jeff Lamp (1978-81)              | 2,317        |
| 3. Buzzy Wilkinson (1953-55)        | 2,233        |
| 4. Ralph Sampson (1980-83)          | 2,228        |
| <b>5. Sean Singletary (2005-08)</b> | <b>2,079</b> |
| 6. Junior Burrough (1992-95)        | 1,970        |
| 7. Wally Walker (1973-76)           | 1,849        |
| 8. Chris Williams (1999-02)         | 1,812        |
| 9. Harold Deane (1994-97)           | 1,763        |
| 10. Curtis Staples (1995-98)        | 1,757        |
| 11. J.R. Reynolds (2004-07)         | 1,683        |
| 12. John Crotty (1988-91)           | 1,646        |
| 13. Bob McCarty (1954-56)           | 1,625        |
| 14. Travis Watson (2000-03)         | 1,546        |
| 15. Richard Morgan (1986-89)        | 1,540        |
| 16. Donald Hand (1998-01)           | 1,486        |
| 17. Othell Wilson (1981-84)         | 1,469        |
| 18. Barry Parkhill (1971-73)        | 1,437        |
| 19. Jim Connelly (1965-67)          | 1,426        |
| 20. Lee Raker (1978-81)             | 1,423        |

#### FIELD GOALS

|                                     |            |
|-------------------------------------|------------|
| 1. Ralph Sampson (1980-83)          | 899        |
| 2. Bryant Stith (1989-92)           | 856        |
| 3. Jeff Lamp (1978-81)              | 841        |
| 4. Buzzy Wilkinson (1953-55)        | 784        |
| 5. Wally Walker (1973-76)           | 779        |
| 6. Junior Burrough (1992-95)        | 759        |
| 7. Chris Williams (1999-02)         | 650        |
| 8. Bob McCarty (1954-56)            | 643        |
| <b>9. Sean Singletary (2005-08)</b> | <b>642</b> |
| 10. Richard Morgan (1986-89)        | 605        |

#### 3-POINT FIELD GOALS

|                                     |            |
|-------------------------------------|------------|
| 1. Curtis Staples (1995-98)         | 413        |
| 2. Harold Deane (1994-97)           | 237        |
| <b>3. Sean Singletary (2005-08)</b> | <b>222</b> |
| 4. J.R. Reynolds (2004-07)          | 221        |
| 5. John Crotty (1988-91)            | 179        |
| 6. Devin Smith (2003-05)            | 161        |
| <b>7. Adrian Joseph (2005-08)</b>   | <b>158</b> |
| 8. Donald Hand (1998-01)            | 156        |
| Todd Billet (2003-04)               | 156        |
| 10. Cory Alexander (1992-95)        | 142        |

#### FREE THROWS MADE

|                                     |            |
|-------------------------------------|------------|
| 1. Bryant Stith (1989-92)           | 690        |
| 2. Buzzy Wilkinson (1953-55)        | 665        |
| 3. Jeff Lamp (1978-81)              | 635        |
| <b>4. Sean Singletary (2005-08)</b> | <b>573</b> |
| 5. Harold Deane (1994-97)           | 546        |
| 6. Donald Hand (1998-01)            | 444        |
| 7. Junior Burrough (1992-95)        | 439        |
| 8. Ralph Sampson (1980-83)          | 427        |
| 9. John Crotty (1988-91)            | 413        |
| 10. J.R. Reynolds (2004-07)         | 402        |

#### ASSISTS

|                                     |            |
|-------------------------------------|------------|
| 1. John Crotty (1988-91)            | 683        |
| 2. Jeff Jones (1979-82)             | 598        |
| <b>3. Sean Singletary (2005-08)</b> | <b>587</b> |
| 4. Donald Hand (1998-01)            | 529        |
| 5. Othell Wilson (1981-84)          | 493        |
| 6. Harold Deane (1994-97)           | 468        |
| 7. John Johnson (1985-88)           | 426        |
| 8. Cory Alexander (1992-95)         | 401        |
| 9. Barry Parkhill (1971-73)         | 369        |
| 10. J.R. Reynolds (2004-07)         | 317        |

#### STEALS

|                                     |            |
|-------------------------------------|------------|
| 1. Othell Wilson (1981-84)          | 222        |
| <b>2. Sean Singletary (2005-08)</b> | <b>200</b> |
| 3. Jeff Jones (1979-82)             | 189        |
| Chris Williams (1999-02)            | 189        |
| 5. Harold Deane (1994-97)           | 179        |
| Donald Hand (1998-01)               | 179        |
| 7. Bryant Stith (1989-92)           | 177        |
| 8. Richard Morgan (1986-89)         | 160        |
| 9. Adam Hall (1999-02)              | 157        |
| 10. Bobby Stokes (1976-79)          | 154        |

#### BLOCKED SHOTS

|                                  |           |
|----------------------------------|-----------|
| 1. Ralph Sampson (1980-83)       | 462       |
| 2. Chris Alexander (1993-96)     | 148       |
| 3. Travis Watson (2000-03)       | 130       |
| 4. Kris Hunter (1997-99)         | 126       |
| 5. Jason Clark (2002-05)         | 112       |
| 6. Steve Castellan (1976-79)     | 108       |
| 7. Chris Williams (1999-02)      | 97        |
| 8. Junior Burrough (1992-95)     | 96        |
| 9. Colin Ducharme (1997-00)      | 88        |
| 10. Olden Polynice (1984-86)     | 86        |
| -- <b>Tunji Soroye (2005-08)</b> | <b>78</b> |

#### ACC CAREER SCORING LEADERS

|                                       |              |
|---------------------------------------|--------------|
| 1. J.J. Redick (Duke)                 | 2,769        |
| 2. Dickie Hemric (Wake Forest)        | 2,587        |
| 3. Johnny Dawkins (Duke)              | 2,556        |
| 4. Rodney Monroe (NC State)           | 2,551        |
| 5. Bryant Stith (Virginia)            | 2,516        |
| 6. Christian Laettner (Duke)          | 2,460        |
| 7. Mike Gminski (Duke)                | 2,323        |
| 8. Jeff Lamp (Virginia)               | 2,317        |
| 9. David Thompson (NC State)          | 2,309        |
| 10. Phil Ford (North Carolina)        | 2,290        |
| 11. Juan Dixon (Maryland)             | 2,269        |
| 12. Buzzy Wilkinson (Virginia)        | 2,233        |
| 13. Ralph Sampson (Virginia)          | 2,228        |
| 14. Matt Harpring (Georgia Tech)      | 2,225        |
| 15. Randolph Childress (Wake Forest)  | 2,208        |
| 16. Mark Price (Georgia Tech)         | 2,193        |
| 17. Len Chapell (Wake Forest)         | 2,165        |
| 18. Danny Ferry (Duke)                | 2,155        |
| 19. Len Bias (Maryland)               | 2,149        |
| 20. Sam Perkins (North Carolina)      | 2,145        |
| 21. Mark Alarie (Duke)                | 2,136        |
| 22. Bob Sura (Florida State)          | 2,130        |
| 23. Tim Duncan (Wake Forest)          | 2,117        |
| 24. Dennis Scott (Georgia Tech)       | 2,115        |
| 25. Tyler Hansbrough (North Carolina) | 2,105        |
| 26. Tom Hammonds (Georgia Tech)       | 2,081        |
| 27. Jason Williams (Duke)             | 2,079        |
| Gene Banks (Duke)                     | 2,079        |
| <b>Sean Singletary (Virginia)</b>     | <b>2,079</b> |
| 30. Albert King (Maryland)            | 2,058        |
| 31. Travis Best (Georgia Tech)        | 2,057        |
| 32. Lenny Rosenbluth (North Carolina) | 2,045        |
| 33. Julius Hodge (NC State)           | 2,040        |
| 34. Skip Brown (Wake Forest)          | 2,034        |
| 35. Adrian Branch (Maryland)          | 2,017        |
| 36. Al Wood (North Carolina)          | 2,015        |
| John Lucas (Maryland)                 | 2,015        |
| 38. Jim Spanarkel (Duke)              | 2,012        |
| 39. Charles Scott (North Carolina)    | 2,007        |
| 40. Rod Griffin (Wake Forest)         | 1,985        |
| 41. Shane Battier (Duke)              | 1,984        |
| Art Heyman (Duke)                     | 1,984        |
| 43. Larry Miller (North Carolina)     | 1,982        |
| 44. James Forrest (Georgia Tech)      | 1,978        |
| 45. Trajan Langdon (Duke)             | 1,974        |
| Antawn Jamison (North Carolina)       | 1,974        |
| 47. Junior Burrough (Virginia)        | 1,970        |
| Charles Davis (Wake Forest)           | 1,970        |
| 49. Hawkeye Whitney (NC State)        | 1,967        |
| 50. Justin Gray (Wake Forest)         | 1,946        |

### CAVALIER SINGLE SEASON RECORD BOOK

#### SCORING

|     |                                  |            |
|-----|----------------------------------|------------|
| 1.  | Buzzy Wilkinson (1954-55)        | 898        |
| 2.  | Buzzy Wilkinson (1953-54)        | 814        |
| 3.  | Bryant Stith (1991-92)           | 684        |
| 4.  | Richard Morgan (1988-89)         | 673        |
| 5.  | Bryant Stith (1989-90)           | 666        |
| 6.  | Wally Walker (1975-76)           | 664        |
| 7.  | Bryant Stith (1990-91)           | 653        |
|     | <b>Sean Singletary (2007-08)</b> | <b>653</b> |
| 9.  | Jeff Lamp (1978-79)              | 641        |
| 10. | Norman Nolan (1997-98)           | 630        |

#### FREE THROWS MADE

|     |                                  |            |
|-----|----------------------------------|------------|
| 1.  | Buzzy Wilkinson (1954-55)        | 282        |
| 2.  | Buzzy Wilkinson (1953-54)        | 238        |
| 3.  | Bryant Stith (1989-90)           | 192        |
| 4.  | Sean Singletary (2006-07)        | 190        |
| 5.  | Bryant Stith (1991-92)           | 189        |
|     | <b>Sean Singletary (2007-08)</b> | <b>189</b> |
| 7.  | Jeff Lamp (1978-79)              | 181        |
| 8.  | Harold Deane (1994-95)           | 178        |
| 9.  | Jeff Lamp (1977-78)              | 173        |
| 10. | J.R. Reynolds (2006-07)          | 164        |

#### ASSISTS

|           |                                  |            |
|-----------|----------------------------------|------------|
| 1.        | John Crotty (1989-90)            | 214        |
| 2.        | John Crotty (1988-89)            | 208        |
| <b>3.</b> | <b>Sean Singletary (2007-08)</b> | <b>202</b> |
| 4.        | Jeff Jones (1979-80)             | 200        |
| 5.        | John Johnson (1986-87)           | 194        |
| 6.        | Donald Hand (2000-01)            | 174        |
| 7.        | John Crotty (1990-91)            | 169        |
| 8.        | Othell Wilson (1982-83)          | 152        |
| 9.        | Sean Singletary (2006-07)        | 151        |
| 10.       | Harold Deane (1994-95)           | 147        |

#### STEALS

|           |                                  |           |
|-----------|----------------------------------|-----------|
| 1.        | Othell Wilson (1983-84)          | 69        |
| 2.        | Othell Wilson (1981-82)          | 61        |
| <b>3.</b> | <b>Sean Singletary (2007-08)</b> | <b>60</b> |
| 4.        | Donald Hand (1998-99)            | 57        |
| 5.        | Jeff Jones (1980-81)             | 56        |
| 6.        | Richard Morgan (1988-89)         | 55        |
| 7.        | Sean Singletary (2005-06)        | 54        |
| 8.        | Jeff Jones (1981-82)             | 53        |
|           | Ricky Stokes (1983-84)           | 53        |
| 10.       | Bryant Stith (1990-91)           | 51        |
|           | Chris Williams (1999-00)         | 51        |

#### VIRGINIA SINGLE GAME RECORDS

##### POINTS

|    |                                      |               |           |
|----|--------------------------------------|---------------|-----------|
| 1. | Barry Parkhill vs. Baldwin Wallace   | 12/11/71      | 51        |
| 2. | Buzzy Wilkinson vs. Hampden-Sydney   | 12/1/54       | 48        |
| 3. | Buzzy Wilkinson vs. North Carolina   | 2/8/54        | 45        |
|    | Buzzy Wilkinson vs. Georgetown       | 2/13/54       | 45        |
|    | Buzzy Wilkinson vs. Roanoke          | 2/25/54       | 45        |
|    | Buzzy Wilkinson vs. Clemson          | 2/14/55       | 45        |
| 7. | Buzzy Wilkinson vs. Washington & Lee | 12/31/54      | 43        |
|    | Buzzy Wilkinson vs. VMI              | 1/8/55        | 43        |
| 9. | Buzzy Wilkinson vs. Hampden-Sydney   | 12/2/53       | 42        |
|    | Buzzy Wilkinson vs. Duke             | 3/4/54        | 42        |
|    | Bob McCarty vs. Clemson              | 2/12/56       | 42        |
|    | Jim Connelly vs. William & Mary      | 12/1/65       | 42        |
| 13 | Tony Laquintano vs. West Virginia    | 12/17/60      | 41        |
|    | Donald Hand vs. NC State             | 2/14/99       | 41        |
|    | <b>Sean Singletary vs. Miami</b>     | <b>3/1/08</b> | <b>41</b> |

##### STEALS

|    |                                      |                |          |
|----|--------------------------------------|----------------|----------|
| 1. | Scott McCandlish vs. Xavier          | 12/29/71       | 7        |
|    | Othell Wilson vs. Virginia Tech      | 2/15/84        | 7        |
|    | Othell Wilson vs. Wake Forest        | 3/9/84         | 7        |
|    | Richard Morgan vs. Mississippi State | 12/29/88       | 7        |
|    | Curtis Staples vs. Tennessee-Martin  | 11/24/95       | 7        |
|    | <b>Sean Singletary vs. NC State</b>  | <b>2/24/08</b> | <b>7</b> |

## THE LAST TIME...

### VIRGINIA INDIVIDUALS

- **Scored 30 points:** Sean Singletary (34) vs. Virginia Tech (1/16/08)
- **Scored 40 points:** Sean Singletary (41) at Miami (3/1/08)
- **Two players with 20 points:** J.R. Reynolds (28) and Sean Singletary (23) vs. Albany (3/16/07)
- **Three players with 20 points:** Chris Williams (27), Roger Mason, Jr. (22) and Donald Hand (20) vs. Duke (1/5/00)
- **Four players with 20 points:** Chris Williams (23), Donald Hand (22), Adam Hall (21), and Travis Watson (20) vs. Georgetown (3/15/00)
- **A player with back-to-back 25-point games:** J.R. Reynolds (28) vs. Albany (3/16/07) and (26) vs. Tennessee (3/18/07)
- **One player scored in double figures:** Adrian Joseph (10) vs. Puerto Rico-Mayaguez (12/21/06)
- **Five players scored in double figures:** Sean Singletary (22), Mamadi Diane (14), Jamil Tucker (11), Jeff Jones (10), Laurynas Mikalauskas (10), vs. ODU (3/24/08)
- **Six players scored in double figures:** Sean Singletary (27), Adrian Joseph (13), Jamil Tucker (13), Mamadi Diane (12), Calvin Baker (11), Laurynas Mikalauskas (11), vs. Maryland (3/9/08)
- **Seven players scored in double figures:** Cornel Parker (20), Junior Burrough (15), Ted Jeffries (14), Cory Alexander (13), Jason Williford (12), Yuri Barnes (11) and Doug Smith (11) vs. Clemson (1/13/93)
- **Had 15 rebounds:** Adrian Joseph (16) vs. Seton Hall (11/24/07)
- **Had 20 rebounds:** Travis Watson (20) vs. Wofford (1/2/03)
- **Had 25 rebounds:** Bob Mortell (25) vs. Washington & Lee (2/27/60)
- **Two players with 10 rebounds:** Mike Scott (11) and Adrian Joseph (10) vs. Longwood (12/7/07)
- **Three players with 10 rebounds:** Yuri Barnes (13), Jason Williford (12) and Junior Burrough (11) vs. Rice (12/4/93)
- **Double-Double:** Sean Singletary (22 pts, 10 assts) vs. Old Dominion (3/24/08)
- **Two players had a double-double:** Adrian Joseph (23 pts, 11 rebs) and Mike Scott (10 pts, 13 rebs) at Penn (11/23/07)
- **Three players had a double-double:** Jason Williford (10 pts, 15 rebs), Ted Jeffries (23 pts, 10 rebs), and Cornel Parker (11 pts, 11 rebs) at William & Mary (1/25/93)
- **Double-Double with points and assists:** Sean Singletary (22 pts, 10 assts) vs. Old Dominion (3/24/08)
- **Triple-Double:** Ralph Sampson (15 pts, 22 rebs, 10 blks) vs. Old Dominion (12/29/79)
- **Four Double-Doubles in a row:** Travis Watson (29 pts, 12 rebs) at NC State (2/6/02), (20 pts, 10 rebs) vs. Clemson (2/10/02), (17 pts, 10 rebs) vs. UNC (2/12/02), (13 pts, 12 rebs) at Wake (2/17/02)
- **20 points and 20 rebounds:** Travis Watson (21 pts, 20 rebs) vs. Wofford (1/2/03)
- **10 assists:** Sean Singletary (10) vs. Old Dominion (3/24/08)
- **5 Blocked Shots:** Jason Cain (5) vs. UNC (1/19/06)
- **5 Steals:** Sean Singletary (7) vs. NC State (2/24/08)
- **Led UVA in Points, Rebounds and Assists:** Sean Singletary (20 pts, 5 rebs, 10 assts) vs. Ga. Tech (3/13/08)
- **Hit a last second shot to win a game:** Sean Singletary vs. Duke (2/1/07) [jumper with one second in OT]; J.R. Reynolds vs. Loyola Marymount (12/23/04) [layup with 1.5 seconds in regulation]
- **Played every minute:** Sean Singletary vs. Virginia Tech (2/12/05)
- **Played 40 or more minutes:** Adrian Joseph (42) at Virginia Tech (2/2/08)

### VIRGINIA TEAM

- **Won in Overtime:** vs. Duke, 68-66 (2/1/07)
- **Lost in Overtime:** at Virginia Tech, 65-72 (2/2/08)
- **Played Two Overtimes:** vs. Maryland, L 89-92 (2/19/05)
- **Played Three Overtimes:** vs. Georgetown, L 111-115 (3/15/00)
- **Shot 70 percent for a Half:** 72.2% (13-18) vs. Wake Forest 2nd Half (2/24/96)
- **Shot 60 percent in a Game:** 61.0% (36-59) vs. LIU (11/17/00)
- **Shot less than 30 percent in a Game:** 27.9% (17-61) vs. North Carolina (3/10/06)
- **Shot 90 percent from the free throw line:** 94.7% (18-19) vs. Georgia Tech (2/24/07)
- **Shot 50 percent from 3-point line:** 50.0% (9-18) at Boston College (2/17/08)
- **Shot less than 30 percent in a half:** 29.0% (9-31) in 2nd Half at Wake Forest (3/3/07)
- **Shot less than 20 percent in a half:** 18.9% (7-37) in the 1st half at Duke (1/13/01)
- **Shot 55 percent or better and lost:** 56.9% (29-51) vs. Duke (3/14/03)
- **Attempted 50 FTs:** 52 (made 34) vs. Howard (12/12/94)
- **Made 30 FTs:** 31 (36 att.) vs. Tennessee (3/18/07)
- **Made 10 3-pt FGs:** 11 vs. Bradley (3/26/08)
- **Failed to make a 3-pt FG:** at Georgia Tech (12/4/05)
- **Had 50 rebounds:** 51 vs. Hartford (12/30/07)
- **Had 25 assists:** 27 vs. Howard (11/21/01)
- **Had 15 steals:** 16 vs. NC State (2/24/08)
- **Had 10 blocks:** 12 vs. Longwood (2/13/07)
- **Scored 50 pts in a half:** 51 vs. Old Dominion, 2nd half (3/24/08)
- **Scored 60 pts in a half:** 60 vs. Gonzaga, 1st half (1/3/07)
- **Scored 70 pts in a half:** 70 vs. Coastal Carolina, 2nd half (10/20/00)
- **Scored 100 pts (ACC):** 103 vs. Maryland (1/16/07)
- **Scored 100 pts (non-conf):** 100 at Penn (11/23/07)
- **Scored under 20 pts in 1st half:** 17 at Ga. Tech (12/4/05)
- **Scored under 20 pts in 2nd half:** 12 vs. UNC (2/11/98)
- **Scored under 50 pts in a game:** 49 at Stanford (3/14/06)

### OPPONENT INDIVIDUALS

- **Scored 30 points:** Jack McClinton (34), Miami (3/1/08)
- **Scored 35 points:** J.J. Redick (40), Duke (1/28/06)
- **Scored 40 points:** J.J. Redick (40), Duke (1/28/06)
- **Scored 50 points:** Len Chappell (50), Wake (2/12/62)
- **Two players with 20 points:** Brandon Costner (22) and Gavin Grant (20), NC State (3/9/07)
- **Three players with 20 points:** Juan Dixon (23), Chris Wilcox (21), and Lonny Baxter (20), at Maryland (3/3/02)
- **Two players with 30 points:** Trevor Powell (31) and Tony Smith (31), Marquette (2/3/90)
- **Five players scored in double figures:** Jeremy Crouch (27), Theron Wilson (17), Daniel Ruffin (11), Matt Salley (11), Andrew Warren (11), Bradley (3/26/08)
- **Six players scored in double figures:** Chris Paul (21), Justin Gray (17), Eric Williams (15), Jamaal Levy (12), Taron Downey (11) and Vytas Danelius (10), Wake Forest (1/2/05)
- **Seven players scored in double figures:** Stanley Burrell (15), Drew Lavender (13), C.J. Anderson (12), B.J. Raymond (12), Josh Duncan (11), Charles Bronson (11), and Jason Love (10), at Xavier (1/3/08)
- **Double-Double:** Matt Salley (11 pts., 10 rebs.), Bradley (3/26/08)

- **Two players had a double-double:** Donte Green (20 pts, 10 rebs) and Paul Harris (10 pts, 14 rebs), Syracuse (12/5/07)
- **Had 15 rebounds:** Al Thornton (16), Florida State (2/17/07)
- **Had 20 rebounds:** Tim Duncan (23), Wake (2/22/97)
- **Had 10 assists:** Cliff Hammonds (11), Clemson (2/7/08)
- **5 Blocked Shots:** Maurice Sumter (5), Longwood (2/13/07)
- **5 Steals:** Toney Douglas (6), at Florida State (1/23/08)
- **Hit a last second shot to win a game:** Deron Washington of Virginia Tech (1/16/08) [0.0 seconds in overtime]

### OPPONENT TEAM

- **Shot less than 30 percent in a Game:** 28.3% (17-60) Longwood (12/7/07)
- **Shot less than 30 percent in a Game (ACC):** 29.0% (20-69), Wake Forest (2/24/96)
- **Shot 60 percent in a Game:** 63.8% (37-58), at Xavier (1/3/08)
- **Shot 55 percent or better and lost:** 55.2% (32-58), Iowa State (12/31/03)
- **Scored 100 pts:** 108, at Xavier (1/3/08)
- **Scored 60 pts in a half:** 60, at Miami, 2nd half (3/1/08)
- **Scored under 20 pts in 1st half:** 18, NC State (2/24/08)
- **Scored under 20 pts in 2nd half:** 18 at Richmond (11/22/05)
- **Scored under 50 pts in a game:** 49, Longwood (2/13/07)
- **Had 25 assists:** 27, at Xavier (1/3/08)
- **Had 15 steals:** 15, Providence (1/3/04)
- **Had 10 blocks:** 11 at Virginia Tech (2/10/07)
- **Failed to make a 3-pt FG:** vs. Arizona State (11/27/99)



## GAME #1 • NOVEMBER 11, 2007

**VERMONT** 72  
**AT VIRGINIA** 90

| VERMONT (0-2) |     |       |       | REB   |    |    |    |   |    |  |  |
|---------------|-----|-------|-------|-------|----|----|----|---|----|--|--|
| Player        | MP  | FG    | FT    | (0-1) | A  | TO | BS | S | TP |  |  |
| Blakely       | 36  | 9-15  | 6-9   | 3-10  | 3  | 2  | 2  | 4 | 24 |  |  |
| McIntosh      | 23  | 2-6   | 2-2   | 0-3   | 1  | 0  | 1  | 1 | 7  |  |  |
| Shields       | 17  | 3-6   | 0-0   | 0-0   | 0  | 0  | 0  | 0 | 6  |  |  |
| Trimboli      | 37  | 7-17  | 0-0   | 0-2   | 3  | 4  | 0  | 2 | 16 |  |  |
| Cieplicki     | 29  | 5-12  | 2-2   | 0-1   | 2  | 1  | 0  | 0 | 13 |  |  |
| Accaoui       | 13  | 0-3   | 2-2   | 0-0   | 1  | 0  | 0  | 0 | 2  |  |  |
| Vier          | 11  | 0-3   | 0-0   | 0-0   | 1  | 0  | 0  | 0 | 2  |  |  |
| Powlovich     | 20  | 0-0   | 2-2   | 1-3   | 0  | 1  | 0  | 0 | 2  |  |  |
| Field         | 8   | 1-2   | 0-0   | 0-1   | 0  | 2  | 0  | 0 | 2  |  |  |
| Dean          | 1   | 0-0   | 0-0   | 0-0   | 0  | 0  | 0  | 0 | 0  |  |  |
| Robbins       | 1   | 0-1   | 0-0   | 0-0   | 0  | 0  | 0  | 0 | 0  |  |  |
| Kissel        | 4   | 0-0   | 0-0   | 0-0   | 0  | 0  | 0  | 0 | 0  |  |  |
| Team          |     |       |       | 3-5   |    |    |    |   |    |  |  |
| Totals        | 200 | 27-65 | 14-17 | 7-25  | 11 | 10 | 3  | 9 | 72 |  |  |
|               |     | .415  | .824  |       |    |    |    |   |    |  |  |

| VIRGINIA (1-0) |     |       |       | REB   |    |    |    |   |    |  |  |
|----------------|-----|-------|-------|-------|----|----|----|---|----|--|--|
| Player         | MP  | FG    | FT    | (0-1) | A  | TO | BS | S | TP |  |  |
| Diane          | 29  | 4-7   | 1-3   | 1-8   | 1  | 4  | 0  | 0 | 10 |  |  |
| Joseph         | 31  | 7-11  | 0-0   | 0-6   | 3  | 1  | 1  | 0 | 19 |  |  |
| Pettinella     | 9   | 2-3   | 0-2   | 1-5   | 2  | 1  | 0  | 0 | 4  |  |  |
| Jones          | 23  | 3-4   | 2-3   | 1-6   | 1  | 0  | 1  | 0 | 8  |  |  |
| Singletary     | 31  | 4-9   | 10-12 | 1-5   | 6  | 6  | 0  | 4 | 19 |  |  |
| Farrakhan      | 4   | 0-2   | 0-0   | 0-0   | 0  | 0  | 0  | 0 | 0  |  |  |
| Baker          | 14  | 4-6   | 2-4   | 0-1   | 0  | 0  | 0  | 1 | 11 |  |  |
| Mikalaukas     | 19  | 2-2   | 4-6   | 2-4   | 0  | 1  | 0  | 0 | 8  |  |  |
| Tucker         | 17  | 1-4   | 2-2   | 0-2   | 0  | 0  | 2  | 0 | 5  |  |  |
| Zeglinski      | 7   | 0-1   | 0-0   | 0-1   | 1  | 3  | 0  | 0 | 0  |  |  |
| Burns          | 2   | 0-0   | 0-0   | 1-2   | 0  | 0  | 0  | 0 | 0  |  |  |
| Scott          | 2   | 0-1   | 2-2   | 1-1   | 0  | 0  | 0  | 0 | 2  |  |  |
| Harris         | 2   | 0-1   | 0-0   | 0-0   | 0  | 0  | 0  | 0 | 0  |  |  |
| Meynsse        | 10  | 2-2   | 0-0   | 1-2   | 0  | 2  | 0  | 0 | 4  |  |  |
| Team           |     |       |       | 2-3   |    |    |    |   |    |  |  |
| Totals         | 200 | 29-53 | 23-34 | 12-46 | 14 | 18 | 4  | 5 | 90 |  |  |
|                |     | .547  | .676  |       |    |    |    |   |    |  |  |

3-Point Field Goals: (Verm.)--(4-17/235) McIntosh (1-2), Trimboli (2-7), Cieplicki (1-4), Accaoui (0-2), Vier (0-2). (UVa)--(9-19/474) Diane (1-3), Joseph (5-8), Singletary (1-2), Baker (1-1), Tucker (1-4), Zeglinski (0-1).

|               |        |    |    |
|---------------|--------|----|----|
| Vermont       | 32     | 40 | 72 |
| Virginia      | 46     | 44 | 90 |
| Attendance -- | 11,893 |    |    |

Adrian Joseph and Sean Singletary each had 19 points to lead Virginia to a 90-72 season-opening victory over Vermont at John Paul Jones Arena. Calvin Baker added 11 points in his Cavalier debut and Mamadi Diane scored 10 points and grabbed a team-high eight rebounds.

The victory marked the 10th consecutive season-opening win for the Cavaliers.

Virginia had runs of 17-6 and 10-2 in the first half to build a 14-point advantage (46-32) at the break. Vermont could get no closer than nine points in the second half as the Cavaliers closed out the 18-point victory.

The Cavaliers out-rebounded the Catamounts 46-25 in the contest. Virginia shot 54.7 percent from the floor, including 47.4 percent from three-point range. Leading the UVa attack from behind the arc was Joseph, who tied a career high with five three-point field goals. Vermont shot 41.5 percent from the floor and just 23.5 percent from three-point range.

Vermont was led by Marqus Blakely, who posted a double-double with 24 points and 10 rebounds. Mike Trimboli added 16 points and Kyle Cieplicki had 13 points.

*"It feels good to come out and get a double-figure win against a good team. We made it a priority to just go out there and jump out on them. We wanted to come out, defend, and get some early buckets in transition and we did a good job of that." - Sean Singletary*

## GAME #2 • NOVEMBER 14, 2007

**HOWARD** 53  
**AT VIRGINIA** 92

| HOWARD (0-2) |     |       |      | REB   |    |    |    |   |    |  |  |
|--------------|-----|-------|------|-------|----|----|----|---|----|--|--|
| Player       | MP  | FG    | FT   | (0-1) | A  | TO | BS | S | TP |  |  |
| Hampton      | 31  | 2-7   | 2-4  | 1-3   | 4  | 8  | 1  | 0 | 6  |  |  |
| Myatt        | 25  | 6-10  | 0-0  | 0-5   | 2  | 2  | 0  | 1 | 13 |  |  |
| Cooper       | 20  | 0-1   | 2-2  | 0-1   | 3  | 0  | 0  | 0 | 2  |  |  |
| White        | 36  | 2-11  | 0-0  | 0-6   | 7  | 2  | 0  | 0 | 6  |  |  |
| Smith        | 33  | 7-11  | 0-0  | 0-3   | 0  | 1  | 0  | 2 | 16 |  |  |
| Mukole       | 15  | 2-6   | 0-0  | 0-1   | 0  | 2  | 0  | 0 | 5  |  |  |
| Timothy      | 27  | 2-4   | 0-0  | 1-1   | 0  | 1  | 0  | 1 | 5  |  |  |
| Thomas       | 6   | 0-0   | 0-0  | 0-0   | 0  | 2  | 0  | 0 | 0  |  |  |
| Kirkpatrick  | 7   | 0-1   | 0-0  | 1-3   | 0  | 1  | 0  | 0 | 0  |  |  |
| Team         |     |       |      | 0-0   |    |    |    |   |    |  |  |
| Totals       | 200 | 21-51 | 4-6  | 3-23  | 16 | 19 | 1  | 6 | 53 |  |  |
|              |     | .412  | .667 |       |    |    |    |   |    |  |  |

| VIRGINIA (2-0) |     |       |      | REB   |    |    |    |    |    |  |  |
|----------------|-----|-------|------|-------|----|----|----|----|----|--|--|
| Player         | MP  | FG    | FT   | (0-1) | A  | TO | BS | S  | TP |  |  |
| Diane          | 20  | 5-8   | 0-0  | 1-2   | 1  | 2  | 0  | 1  | 14 |  |  |
| Joseph         | 22  | 2-10  | 0-0  | 1-5   | 1  | 0  | 0  | 2  | 5  |  |  |
| Pettinella     | 21  | 2-3   | 1-2  | 5-5   | 0  | 1  | 1  | 0  | 5  |  |  |
| Jones          | 21  | 4-9   | 2-4  | 2-3   | 2  | 2  | 1  | 3  | 10 |  |  |
| Singletary     | 30  | 9-16  | 2-2  | 3-4   | 8  | 5  | 0  | 1  | 23 |  |  |
| Farrakhan      | 10  | 2-6   | 0-0  | 1-2   | 1  | 0  | 0  | 1  | 4  |  |  |
| Baker          | 17  | 4-8   | 0-0  | 2-8   | 5  | 0  | 0  | 0  | 11 |  |  |
| Mikalaukas     | 14  | 2-3   | 1-4  | 1-1   | 0  | 0  | 0  | 0  | 5  |  |  |
| Tucker         | 3   | 0-0   | 0-0  | 0-0   | 0  | 0  | 0  | 0  | 0  |  |  |
| Zeglinski      | 10  | 1-3   | 0-0  | 0-1   | 5  | 0  | 0  | 0  | 2  |  |  |
| Sherrill       | 2   | 1-1   | 0-0  | 0-0   | 0  | 0  | 0  | 0  | 2  |  |  |
| Burns          | 2   | 0-1   | 0-0  | 0-0   | 0  | 0  | 0  | 0  | 0  |  |  |
| Scott          | 14  | 3-4   | 0-1  | 2-6   | 1  | 0  | 0  | 2  | 7  |  |  |
| Harris         | 9   | 1-2   | 0-0  | 1-6   | 0  | 2  | 0  | 0  | 2  |  |  |
| Meynsse        | 5   | 1-1   | 0-0  | 1-1   | 0  | 0  | 0  | 0  | 2  |  |  |
| Team           |     |       |      | 1-4   |    |    |    |    |    |  |  |
| Totals         | 200 | 37-75 | 6-13 | 21-48 | 24 | 12 | 2  | 10 | 92 |  |  |
|                |     | .493  | .462 |       |    |    |    |    |    |  |  |

3-Point Field Goals: (Howard)--(7-21/333) Hampton (0-1), Myatt (1-2), White (2-9), Smith (2-3), Mukole (1-3), Timothy (1-3). (UVa)--(12-29/414) Diane (4-7), Joseph (1-5), Jones (0-2), Singletary (3-6), Farrakhan (0-1), Baker (3-5), Zeglinski (0-2), Scott (1-1).

|               |        |    |    |
|---------------|--------|----|----|
| Howard        | 26     | 27 | 53 |
| Virginia      | 41     | 51 | 92 |
| Attendance -- | 11,162 |    |    |

Sean Singletary had 23 points and eight assists to lead Virginia to a 92-53 win over Howard at John Paul Jones Arena in a game scheduled as part of the Philly Hoop Group Classic. Mamadi Diane had 14 points, Calvin Baker 11 points, and Jeff Jones 10 points for the Cavaliers, who improved to 2-0 on the young season.

In total, Virginia had 13 different players score in the game, the most since 14 different Cavaliers scored in a 93-47 win over Winthrop on Dec. 1, 1990.

The Cavaliers trailed by five (24-19) midway through the first half before ending the half on a 22-2 run. Virginia continued that momentum in the second half, outscoring the Bison 51-27.

Virginia outrebounded Howard by 25 in the game (48-23). The Cavaliers made a John Paul Jones Arena record 37 field goals, including 12 from three-point range. UVa shot 49.3 percent from the field and 41.4 percent from behind the arc. Howard shot 41.2 percent from the field and 33.3 percent from three-point-range. Howard had 19 turnovers, including 10 on steals by the Cavaliers.

Howard was led by Jeron Smith and Eugene Myatt, who had 16 and 13 points respectively.

*"There is more time needed to experiment with different lineups and those kind of things. And that's what a day like today would be for. Although you can't be experimenting for too long because you've got some really difficult days ahead." - Dave Leitao*

## GAME #3 • NOVEMBER 17, 2007

**VIRGINIA** 75  
**AT #17 ARIZONA** 72

| VIRGINIA (3-0) |     |       |       | REB   |    |    |    |   |    |  |  |
|----------------|-----|-------|-------|-------|----|----|----|---|----|--|--|
| Player         | MP  | FG    | FT    | (0-1) | A  | TO | BS | S | TP |  |  |
| Diane          | 36  | 3-4   | 0-0   | 0-1   | 1  | 3  | 3  | 0 | 9  |  |  |
| Joseph         | 22  | 1-2   | 2-2   | 2-3   | 1  | 1  | 0  | 1 | 4  |  |  |
| Pettinella     | 17  | 0-1   | 0-2   | 1-4   | 0  | 0  | 0  | 0 | 1  |  |  |
| Jones          | 21  | 5-8   | 0-0   | 0-1   | 0  | 3  | 0  | 0 | 15 |  |  |
| Singletary     | 36  | 6-19  | 11-11 | 0-4   | 8  | 5  | 0  | 1 | 24 |  |  |
| Farrakhan      | 2   | 0-0   | 0-0   | 0-0   | 0  | 0  | 0  | 0 | 0  |  |  |
| Baker          | 20  | 2-3   | 0-0   | 0-0   | 4  | 2  | 0  | 0 | 5  |  |  |
| Mikalaukas     | 23  | 3-4   | 0-0   | 1-6   | 0  | 0  | 0  | 1 | 6  |  |  |
| Tucker         | 21  | 5-7   | 0-0   | 2-4   | 0  | 1  | 0  | 0 | 12 |  |  |
| Harris         | 2   | 0-1   | 0-0   | 0-0   | 0  | 1  | 0  | 0 | 0  |  |  |
| Team           |     |       |       | 1-4   |    |    |    |   |    |  |  |
| Totals         | 200 | 25-49 | 13-15 | 7-27  | 14 | 18 | 3  | 4 | 75 |  |  |
|                |     | .510  | .867  |       |    |    |    |   |    |  |  |

| ARIZONA (1-1) |     |       |       | REB   |    |    |    |   |    |  |  |
|---------------|-----|-------|-------|-------|----|----|----|---|----|--|--|
| Player        | MP  | FG    | FT    | (0-1) | A  | TO | BS | S | TP |  |  |
| Budinger      | 31  | 6-14  | 2-2   | 2-5   | 5  | 2  | 0  | 0 | 15 |  |  |
| Hill          | 29  | 5-7   | 4-4   | 4-5   | 0  | 2  | 0  | 0 | 14 |  |  |
| Bayless       | 37  | 7-15  | 3-5   | 1-4   | 4  | 4  | 0  | 1 | 21 |  |  |
| McClellan     | 39  | 4-8   | 0-0   | 0-3   | 4  | 4  | 2  | 2 | 9  |  |  |
| Dillon        | 37  | 1-3   | 2-2   | 1-3   | 3  | 2  | 0  | 2 | 5  |  |  |
| Wise          | 14  | 1-2   | 0-0   | 0-1   | 3  | 3  | 1  | 2 | 3  |  |  |
| Lucas-Perry   | 2   | 0-2   | 0-0   | 1-1   | 0  | 0  | 0  | 0 | 0  |  |  |
| Brielmaier    | 11  | 2-3   | 1-1   | 0-3   | 1  | 0  | 0  | 0 | 5  |  |  |
| Team          |     |       |       | 0-1   |    |    |    |   |    |  |  |
| Totals        | 200 | 26-54 | 12-14 | 9-26  | 20 | 17 | 3  | 7 | 72 |  |  |
|               |     | .481  | .857  |       |    |    |    |   |    |  |  |

3-Point Field Goals: (UVa)--(12-21/571) Diane (3-3), Joseph (0-1), Jones (5-7), Singletary (1-6), Baker (1-1), Tucker (2-3). (Arizona)--(8-17/471) Budinger (1-2), Bayless (4-8), McClellan (1-1), Dillon (1-3), Wise (1-2), Lucas-Perry (0-1).

|               |        |    |    |
|---------------|--------|----|----|
| Virginia      | 42     | 33 | 75 |
| Arizona       | 31     | 41 | 72 |
| Attendance -- | 14,602 |    |    |

Sean Singletary scored four consecutive points in the final 90 seconds to give Virginia the lead for good and finished with game-high totals of 24 points and eight assists to lead the Cavaliers to a 75-72 win at No. 17 Arizona. Jeff Jones was 5-7 from three-point range and finished with 15 points, and Jamil Tucker was 5-7 from the field and tied his career high with 12 points for UVa.

It was the first home loss in November for Arizona since 1978.

The Cavaliers led by two (33-31) with 3:15 remaining in the first half before scoring the last nine points of the half to lead by 11 (42-31) at halftime. Virginia shot 69.2 percent (9-13) from three-point range in the first half and made all five of its free throws.

Both teams made runs in the second half. Arizona scored 12 consecutive points to take a 52-48 lead with 13:25 left in the game. The Cavaliers scored nine consecutive points to lead 66-59 with 8:23 remaining to play, but the Wildcats came right back and scored eight straight points to retake the lead 67-66 with 5:12 left in the game. With the score tied at 69, Singletary made two free throws and then a jump shot to give UVa a 73-69 lead with 39 seconds to play. After a Jerryd Bayless three-pointer cut the Cavaliers' lead to one, Adrian Joseph made two free throws with 20 seconds remaining to provide Virginia with its final margin of victory.

For the game, the Cavaliers shot 51 percent from the field, including 57.1 percent from three-point range, and 86.7 percent from the free throw line. Arizona shot 48.1 percent from the field, including 47.1 percent from three-point range, and 85.7 percent from the free throw line.

Bayless scored 21 points to lead Arizona. Chase Budinger added 15 points and Jordan Hill 14.

*"We got out early. We had a game plan and it worked. Both teams shot the ball extremely well in the first half, but we got the stops down the stretch. I'm really proud of how we stuck together." - Dave Leitao*



### GAME #4 • NOVEMBER 20, 2007

|                        |           |
|------------------------|-----------|
| <b>DREXEL</b>          | <b>58</b> |
| <b>AT #23 VIRGINIA</b> | <b>72</b> |

| <b>DREXEL (3-1)</b> |     | REB   |       |       |    |    |    |   |    |  |
|---------------------|-----|-------|-------|-------|----|----|----|---|----|--|
| Player              | MP  | FG    | FT    | (0-1) | A  | TO | BS | S | TP |  |
| Oveneke             | 21  | 3-3   | 0-0   | 1-7   | 3  | 2  | 0  | 1 | 7  |  |
| Elegar              | 31  | 8-14  | 7-11  | 0-3   | 2  | 3  | 1  | 1 | 23 |  |
| Hawthorne           | 34  | 4-12  | 0-0   | 1-3   | 3  | 3  | 1  | 0 | 10 |  |
| Rodgers             | 31  | 0-3   | 0-0   | 1-1   | 0  | 4  | 0  | 1 | 0  |  |
| Harris              | 33  | 2-8   | 0-0   | 0-1   | 0  | 2  | 0  | 1 | 6  |  |
| Colds               | 16  | 2-6   | 0-0   | 0-2   | 1  | 1  | 0  | 1 | 5  |  |
| Hynes-Guery         | 6   | 0-0   | 2-2   | 0-1   | 1  | 0  | 0  | 0 | 2  |  |
| Neisler             | 19  | 1-2   | 0-0   | 0-3   | 0  | 1  | 0  | 0 | 2  |  |
| Tribbett            | 9   | 1-2   | 1-2   | 1-2   | 0  | 1  | 0  | 0 | 3  |  |
| Team                |     |       |       | 0-4   |    |    |    |   |    |  |
| Totals              | 200 | 21-50 | 10-15 | 4-27  | 10 | 17 | 2  | 5 | 58 |  |
|                     |     | .420  | .667  |       |    |    |    |   |    |  |

| <b>VIRGINIA (4-0)</b> |     | REB   |       |       |    |    |    |   |    |  |
|-----------------------|-----|-------|-------|-------|----|----|----|---|----|--|
| Player                | MP  | FG    | FT    | (0-1) | A  | TO | BS | S | TP |  |
| Diane                 | 28  | 3-7   | 3-4   | 2-2   | 0  | 3  | 0  | 0 | 11 |  |
| Joseph                | 30  | 4-9   | 2-2   | 2-11  | 1  | 0  | 0  | 0 | 11 |  |
| Pettinella            | 8   | 0-2   | 0-0   | 3-4   | 0  | 0  | 0  | 0 | 0  |  |
| Jones                 | 9   | 1-3   | 0-0   | 0-2   | 0  | 2  | 1  | 0 | 2  |  |
| Singletary            | 37  | 7-19  | 7-8   | 2-7   | 5  | 8  | 0  | 2 | 24 |  |
| Farrakhan             | 3   | 0-1   | 0-0   | 0-2   | 0  | 0  | 0  | 0 | 0  |  |
| Baker                 | 26  | 5-9   | 0-0   | 0-1   | 1  | 1  | 0  | 1 | 11 |  |
| Mikalaukas            | 16  | 0-2   | 1-2   | 1-1   | 1  | 0  | 0  | 1 | 1  |  |
| Tucker                | 19  | 3-4   | 0-0   | 0-4   | 0  | 2  | 0  | 0 | 7  |  |
| Zeglinski             | 9   | 0-2   | 0-0   | 1-1   | 3  | 0  | 0  | 0 | 0  |  |
| Scott                 | 13  | 0-2   | 5-6   | 3-5   | 0  | 0  | 0  | 1 | 5  |  |
| Meynsse               | 2   | 0-0   | 0-0   | 0-1   | 0  | 0  | 0  | 0 | 0  |  |
| Team                  |     |       |       | 3-3   |    |    |    |   |    |  |
| Totals                | 200 | 23-60 | 18-22 | 17-44 | 11 | 16 | 1  | 5 | 72 |  |
|                       |     | .383  | .818  |       |    |    |    |   |    |  |

3-Point Field Goals: (Drexel)--(6-18/.333) Oveneke (1-1), Hawthorne (2-8), Rodgers (0-1), Harris (2-3), Colds (1-5). (UVA)--(8-16/.500) Diane (2-4), Joseph (1-4), Singletary (3-3), Baker (1-3), Tucker (1-1), Zeglinski (0-1).

|               |        |    |    |
|---------------|--------|----|----|
| Drexel        | 25     | 33 | 58 |
| Virginia      | 31     | 41 | 72 |
| Attendance -- | 10,975 |    |    |

Sean Singletary had 24 points and seven rebounds to lead Virginia to a 72-58 victory over Drexel at John Paul Jones Arena in a game that was scheduled as part of the Philly Hoop Group Classic. Adrian Joseph had his first career double-double with his 11 point, 11 rebound performance, while Mamadi Diane and Calvin Baker also scored 11 points each for the Cavaliers, who improved to 4-0 on the season.

Drexel had the lead for most of the first half until a Singletary lay-up with 4:24 remaining gave UVA its first lead of the game. The Cavaliers extended their advantage to six (31-25) at the break. A 10-2 run in the second half increased the Virginia advantage to double-digits and UVA led by as many as 35 points before closing out the 14-point victory.

The Cavaliers had a 44-27 advantage on the boards, including grabbing 17 offensive rebounds. Virginia shot 50.0 percent from three-point range (8-16), but only 38.3 percent overall from the floor. The Cavaliers were 18-22 (81.8 percent) from the free throw line. Drexel shot 42.0 percent from the field and 33.3 percent from behind the arc.

Drexel, which suffered its first loss of the season, was led by Frank Elegar's 23 points. Tramayne Hawthorne added 10 points for the Dragons.

*"We knew we would be tested, particularly coming off a cross-country trip and winning an exciting game. I feared there would be a natural let-down that could cost us the game. I felt we suffered through that in the first half, but we concentrated and followed through on the game plan." - Dave Leitao*

### GAME #5 • NOVEMBER 23, 2007

|                     |            |
|---------------------|------------|
| <b>#23 VIRGINIA</b> | <b>100</b> |
| <b>AT PENN</b>      | <b>85</b>  |

| <b>VIRGINIA (5-0)</b> |     | REB   |       |       |    |    |    |    |     |  |
|-----------------------|-----|-------|-------|-------|----|----|----|----|-----|--|
| Player                | MP  | FG    | FT    | (0-1) | A  | TO | BS | S  | TP  |  |
| Joseph                | 24  | 7-14  | 4-5   | 5-11  | 0  | 2  | 1  | 1  | 23  |  |
| Singletary            | 28  | 4-12  | 7-7   | 1-2   | 4  | 5  | 0  | 1  | 16  |  |
| Pettinella            | 11  | 3-3   | 0-2   | 1-2   | 0  | 2  | 1  | 0  | 6   |  |
| Jones                 | 9   | 0-1   | 2-4   | 0-0   | 1  | 1  | 0  | 0  | 2   |  |
| Diane                 | 25  | 5-10  | 2-2   | 1-4   | 1  | 0  | 1  | 2  | 13  |  |
| Farrakhan             | 10  | 0-2   | 0-0   | 0-2   | 0  | 3  | 0  | 0  | 0   |  |
| Baker                 | 20  | 2-5   | 1-2   | 0-1   | 5  | 2  | 0  | 0  | 6   |  |
| Mikalaukas            | 12  | 3-6   | 2-3   | 2-2   | 1  | 0  | 1  | 0  | 8   |  |
| Tucker                | 8   | 3-4   | 0-0   | 0-3   | 0  | 1  | 0  | 0  | 8   |  |
| Zeglinski             | 14  | 0-2   | 0-0   | 1-2   | 2  | 2  | 0  | 3  | 0   |  |
| Sherrill              | 1   | 1-1   | 0-0   | 0-0   | 0  | 0  | 0  | 0  | 2   |  |
| Burns                 | 2   | 0-1   | 0-0   | 1-1   | 1  | 1  | 0  | 0  | 0   |  |
| Scott                 | 19  | 3-5   | 4-4   | 4-13  | 1  | 0  | 0  | 3  | 10  |  |
| Harris                | 13  | 3-6   | 0-1   | 1-3   | 1  | 0  | 0  | 1  | 6   |  |
| Meynsse               | 4   | 0-0   | 0-0   | 1-1   | 0  | 2  | 0  | 1  | 0   |  |
| Team                  |     |       |       | 7-9   |    |    |    |    |     |  |
| Totals                | 200 | 34-72 | 22-30 | 25-56 | 17 | 21 | 4  | 12 | 100 |  |
|                       |     | .472  | .733  |       |    |    |    |    |     |  |

| <b>PENN (1-4)</b> |     | REB   |       |       |    |    |    |   |    |  |
|-------------------|-----|-------|-------|-------|----|----|----|---|----|--|
| Player            | MP  | FG    | FT    | (0-1) | A  | TO | BS | S | TP |  |
| Eggleston         | 32  | 3-7   | 2-2   | 1-4   | 3  | 2  | 0  | 0 | 9  |  |
| Schreiber         | 18  | 2-8   | 1-3   | 0-3   | 2  | 4  | 2  | 0 | 6  |  |
| Bernardini        | 20  | 4-7   | 3-3   | 1-1   | 3  | 2  | 0  | 1 | 13 |  |
| Grandieri         | 26  | 5-10  | 0-3   | 3-5   | 1  | 0  | 0  | 0 | 10 |  |
| Gaines            | 31  | 2-6   | 8-11  | 0-1   | 8  | 4  | 0  | 1 | 12 |  |
| Cohen             | 10  | 0-2   | 0-0   | 0-1   | 3  | 0  | 0  | 1 | 0  |  |
| Kach              | 12  | 0-1   | 1-2   | 0-1   | 0  | 3  | 0  | 0 | 1  |  |
| Egee              | 3   | 0-0   | 0-0   | 0-0   | 0  | 0  | 0  | 1 | 0  |  |
| Cofield           | 19  | 6-8   | 7-10  | 0-0   | 0  | 0  | 0  | 0 | 20 |  |
| Lewis             | 12  | 1-1   | 2-2   | 1-3   | 0  | 1  | 1  | 1 | 4  |  |
| Reilly            | 15  | 2-5   | 3-4   | 2-4   | 0  | 0  | 0  | 0 | 8  |  |
| Votel             | 2   | 1-1   | 0-0   | 0-1   | 0  | 0  | 0  | 1 | 2  |  |
| Team              |     |       |       | 1-2   |    |    |    |   |    |  |
| Totals            | 200 | 26-56 | 27-40 | 9-26  | 20 | 16 | 3  | 6 | 85 |  |
|                   |     | .464  | .675  |       |    |    |    |   |    |  |

3-Point Field Goals: (UVA)--(10-24/.417) Joseph (5-7), Singletary (1-3), Jones (0-1), Diane (1-3), Farrakhan (0-2), Baker (1-3), Tucker (2-3), Scott (0-1), Harris (0-1). (Penn)--(6-21/.286) Eggleston (1-1), Schreiber (1-5), Bernardini (2-5), Grandieri (0-1), Gaines (0-3), Cohen (0-1), Kach (0-1), Cofield (1-2), Reilly (1-2).

|          |    |    |     |
|----------|----|----|-----|
| Virginia | 50 | 50 | 100 |
| Penn     | 35 | 50 | 85  |

Adrian Joseph had his second consecutive double-double with 23 points and 11 rebounds, and Mike Scott had his first collegiate double-double with 10 points and 13 rebounds to lead Virginia to a 100-85 victory over Penn at The Palestra in the Philly Hoop Group Classic. Sean Singletary added 16 points and four assists for the Cavaliers and Mamadi Diane scored 13 points and had four rebounds.

The two teams combined to shoot 70 free throws and commit 53 fouls in the game.

Virginia scored the game's first seven points and led by as many as 19 in the first half before taking a 50-35 halftime lead. Penn got no closer than 13 points in the second half and the Cavaliers led by as many as 26 (96-70) with 4:12 to play.

UVA out-rebounded Penn 56-26 in the game and the Cavaliers had 12 steals, but turned the ball over 21 times. Virginia shot 47.2 percent from the field, including 41.7 percent from three-point range, and 73.3 percent from the free throw line. Penn shot 46.4 percent from the floor, including just 28.6 percent from three-point range, and 67.5 percent from the free throw line. Fifteen players saw action for the Cavaliers and 11 scored.

Remy Cofield led Penn with 20 points. Tyler Bernardini scored 13 points for the Quakers, Harrison Gaines had 12 points and Brian Grandieri added 10.

*"We haven't had a lot of practice time, which is probably my biggest concern because we've played so many games, to get right down to the things that are hurting us on defense. We'll be able to do that obviously in another week or so. For now, it's just win and advance." - Dave Leitao*

### GAME #6 • NOVEMBER 24, 2007

|                        |           |
|------------------------|-----------|
| <b>SETON HALL</b>      | <b>74</b> |
| <b>VS #23 VIRGINIA</b> | <b>60</b> |

| <b>SETON HALL (5-0)</b> |     | REB   |       |       |   |    |    |   |    |  |
|-------------------------|-----|-------|-------|-------|---|----|----|---|----|--|
| Player                  | MP  | FG    | FT    | (0-1) | A | TO | BS | S | TP |  |
| Laing                   | 40  | 10-20 | 3-3   | 2-10  | 3 | 3  | 0  | 1 | 25 |  |
| Okosun                  | 19  | 1-1   | 0-1   | 3-6   | 1 | 0  | 2  | 0 | 2  |  |
| Nutter                  | 26  | 2-5   | 3-4   | 0-0   | 1 | 0  | 0  | 2 | 8  |  |
| Harvey                  | 32  | 4-14  | 7-11  | 3-4   | 2 | 0  | 0  | 1 | 16 |  |
| Gause                   | 27  | 2-13  | 4-5   | 3-5   | 2 | 1  | 0  | 2 | 8  |  |
| Davis                   | 5   | 0-1   | 0-0   | 0-1   | 0 | 0  | 0  | 1 | 0  |  |
| Hazell                  | 24  | 4-10  | 0-1   | 2-5   | 0 | 0  | 0  | 1 | 11 |  |
| Garcia                  | 15  | 2-4   | 0-0   | 2-6   | 0 | 0  | 1  | 0 | 4  |  |
| Davis                   | 12  | 0-1   | 0-0   | 1-2   | 0 | 1  | 0  | 0 | 0  |  |
| Team                    |     |       |       | 3-4   |   |    |    |   |    |  |
| Totals                  | 200 | 25-69 | 17-25 | 19-43 | 9 | 6  | 3  | 8 | 74 |  |
|                         |     | .362  | .680  |       |   |    |    |   |    |  |

| <b>VIRGINIA (5-1)</b> |     | REB   |       |       |    |    |    |   |    |  |
|-----------------------|-----|-------|-------|-------|----|----|----|---|----|--|
| Player                | MP  | FG    | FT    | (0-1) | A  | TO | BS | S | TP |  |
| Jones                 | 18  | 2-7   | 0-0   | 1-2   | 0  | 2  | 0  | 0 | 4  |  |
| Joseph                | 28  | 2-7   | 0-0   | 5-16  | 1  | 5  | 1  | 0 | 6  |  |
| Pettinella            | 11  | 0-1   | 0-2   | 2-2   | 0  | 0  | 0  | 0 | 0  |  |
| Diane                 | 33  | 4-7   | 2-3   | 4-8   | 2  | 1  | 2  | 0 | 12 |  |
| Singletary            | 37  | 7-20  | 7-7   | 1-7   | 7  | 5  | 0  | 0 | 23 |  |
| Baker                 | 27  | 4-12  | 0-0   | 1-3   | 1  | 3  | 0  | 0 | 9  |  |
| Mikalaukas            | 14  | 1-1   | 1-2   | 2-3   | 1  | 0  | 0  | 0 | 3  |  |
| Tucker                | 12  | 0-4   | 0-0   | 0-0   | 0  | 0  | 1  | 0 | 0  |  |
| Zeglinski             | 2   | 0-0   | 0-0   | 0-1   | 0  | 0  | 0  | 0 | 0  |  |
| Scott                 | 15  | 0-1   | 1-2   | 2-4   | 0  | 0  | 0  | 0 | 1  |  |
| Harris                | 3   | 0-1   | 2-2   | 0-1   | 0  | 0  | 0  | 0 | 2  |  |
| Team                  |     |       |       | 2-3   |    |    |    |   |    |  |
| Totals                | 200 | 20-61 | 13-18 | 20-50 | 12 | 16 | 4  | 0 | 60 |  |
|                       |     | .328  | .722  |       |    |    |    |   |    |  |

3-Point Field Goals: (Seton Hall)--(7-23/.304) Laing (2-3), Nutter (1-4), Harvey (1-2), Gause (0-5), Hazell (3-8), Davis (0-1). (UVA)--(7-28/.250) Jones (0-1), Joseph (2-5), Diane (2-4), Singletary (2-9), Baker (1-6), Tucker (0-3).

|               |       |    |    |
|---------------|-------|----|----|
| Seton Hall    | 40    | 34 | 74 |
| Virginia      | 29    | 31 | 60 |
| Attendance -- | 3,871 |    |    |

Brian Laing scored a game-high 25 points and had 10 rebounds to lead Seton Hall to a 74-60 victory over Virginia in the Philly Hoop Group Classic at The Palestra. The loss was the first of the season for the Cavaliers.

Sean Singletary scored 23 points and had seven assists to lead the Cavaliers. Mamadi Diane added 12 points and Adrian Joseph had a career-high 16 rebounds for UVA.

Seton Hall went on a 16-4 run to take a 33-22 lead with 4:53 remaining in the first half. Laing had six points in that run and 14 in the first half. The Pirates led 40-29 at halftime.

Virginia got within five (42-37) on a three-point-er by Joseph with 15:55 left in the game, but Seton Hall scored the next five points and the Cavaliers got no closer than seven points the rest of the game.

UVA turned the ball over 16 times while Seton Hall had only six turnovers. Virginia shot just 32.8 percent from the field, only 25.0 percent from three-point range, and 72.2 percent from the free throw line. Seton Hall shot 36.2 percent from the field, including 30.4 percent from three-point range, and 68 percent from the free throw line. The Cavaliers out-rebounded the Pirates 50-43.

In addition to Laing, two other Seton Hall players scored in double figures. Eugene Harvey scored 16 points and Jeremy Hazell added 11.

*"In 80 minutes of this tournament, we played defense for about seven of them - the first seven minutes (of the Penn game). That is something that needs to improve." - Dave Leitao*

## GAME #7 • NOVEMBER 27, 2007

**NORTHWESTERN** 52  
**AT VIRGINIA** 94

| NORTHWESTERN (1-4) |     | REB   |      |       |    |    |    |   |    |  |
|--------------------|-----|-------|------|-------|----|----|----|---|----|--|
| Player             | MP  | FG    | FT   | (0-1) | A  | TO | BS | S | TP |  |
| Ryan               | 23  | 0-1   | 1-5  | 0-4   | 2  | 3  | 0  | 0 | 1  |  |
| Baran              | 28  | 2-7   | 0-1  | 0-0   | 2  | 2  | 0  | 1 | 4  |  |
| Moore              | 35  | 3-10  | 0-0  | 2-6   | 1  | 1  | 0  | 1 | 9  |  |
| Thompson           | 37  | 5-17  | 1-2  | 1-3   | 2  | 4  | 0  | 0 | 14 |  |
| Williams           | 15  | 2-5   | 1-5  | 1-1   | 0  | 1  | 0  | 2 | 5  |  |
| Okrzesik           | 24  | 5-8   | 0-0  | 0-2   | 1  | 1  | 0  | 1 | 12 |  |
| Capocci            | 21  | 3-6   | 1-2  | 2-5   | 2  | 2  | 0  | 0 | 7  |  |
| Houlihan           | 3   | 0-0   | 0-0  | 0-0   | 0  | 0  | 0  | 0 | 0  |  |
| Day                | 2   | 0-0   | 0-0  | 0-1   | 0  | 0  | 0  | 0 | 0  |  |
| Peljusic           | 4   | 0-2   | 0-0  | 1-1   | 1  | 2  | 0  | 0 | 0  |  |
| Melchior           | 8   | 0-0   | 0-0  | 0-2   | 0  | 0  | 0  | 1 | 0  |  |
| Team               |     |       |      | 1-3   |    |    |    |   |    |  |
| Totals             | 200 | 20-56 | 4-15 | 8-28  | 11 | 16 | 0  | 6 | 52 |  |
|                    |     | .357  | .267 |       |    |    |    |   |    |  |

| VIRGINIA (6-1) |     | REB   |       |       |    |    |    |   |    |  |
|----------------|-----|-------|-------|-------|----|----|----|---|----|--|
| Player         | MP  | FG    | FT    | (0-1) | A  | TO | BS | S | TP |  |
| Diane          | 29  | 6-11  | 4-4   | 1-7   | 3  | 3  | 1  | 0 | 22 |  |
| Joseph         | 18  | 3-9   | 0-0   | 1-5   | 0  | 0  | 1  | 3 | 8  |  |
| Pettinella     | 10  | 0-0   | 0-0   | 1-2   | 0  | 2  | 0  | 0 | 0  |  |
| Jones          | 21  | 2-8   | 4-5   | 0-5   | 2  | 0  | 0  | 0 | 8  |  |
| Singletary     | 27  | 5-9   | 1-1   | 0-2   | 10 | 2  | 0  | 2 | 14 |  |
| Farrakhan      | 8   | 1-3   | 0-0   | 0-1   | 0  | 1  | 0  | 0 | 2  |  |
| Baker          | 16  | 6-6   | 0-0   | 0-2   | 1  | 1  | 0  | 0 | 16 |  |
| Mikalaukas     | 12  | 2-2   | 3-4   | 2-6   | 0  | 0  | 0  | 0 | 7  |  |
| Tucker         | 7   | 1-2   | 0-0   | 0-1   | 2  | 0  | 0  | 0 | 3  |  |
| Zeglinski      | 10  | 1-2   | 0-0   | 0-2   | 2  | 3  | 1  | 0 | 2  |  |
| Sherrill       | 2   | 0-0   | 0-0   | 0-0   | 0  | 0  | 0  | 1 | 0  |  |
| Burns          | 4   | 1-1   | 0-0   | 0-0   | 0  | 0  | 0  | 0 | 2  |  |
| Scott          | 13  | 3-5   | 2-2   | 3-4   | 0  | 0  | 0  | 1 | 8  |  |
| Harris         | 17  | 0-3   | 0-0   | 2-4   | 0  | 1  | 0  | 1 | 0  |  |
| Meyinsse       | 6   | 1-1   | 0-0   | 0-1   | 0  | 0  | 0  | 0 | 2  |  |
| Team           |     |       |       | 0-1   |    |    |    |   |    |  |
| Totals         | 200 | 32-62 | 14-16 | 10-43 | 20 | 13 | 3  | 8 | 94 |  |
|                |     | .516  | .875  |       |    |    |    |   |    |  |

3-Point Field Goals: (N.Western)--(8-29/.276) Baran (0-4), Moore (3-8), Thompson (3-9), Williams (0-1), Okrzesik (2-5), Capocci (0-1), Peljusic (0-1). (UVA)--(16-32/.500) Diane (6-9), Joseph (2-5), Jones (0-2), Singletary (3-6), Farrakhan (0-2), Baker (4-4), Tucker (1-2), Zeglinski (0-1), Harris (0-1).

|               |        |    |    |
|---------------|--------|----|----|
| Northwestern  | 29     | 23 | 52 |
| Virginia      | 54     | 40 | 94 |
| Attendance -- | 12,609 |    |    |

Mamadi Diane had 22 points, hitting a career-high six three-point field goals, and Sean Singletary had his second career double-double to lead Virginia to a 94-52 win over Northwestern in a Big Ten/ACC Challenge matchup at John Paul Jones Arena. Calvin Baker added 16 points, his high at Virginia, on perfect 6-6 shooting from the floor, including 4-4 from behind the arc.

The 42-point margin of victory was the largest in the nine-year history of the event, which annually matches teams from the two conferences.

Eight of the Cavaliers' first nine baskets were from three-point range and the Cavaliers led by as many as 27 points in the first half. They took a 54-29 advantage into halftime. Northwestern had 11 field goals in the first half, one less than Virginia had from three-point range (12).

The Cavaliers made 16 three-point field goals and shot 50.0 percent from behind the arc for the game. Overall, Virginia shot 51.6 percent from the floor and 87.5 percent from the free throw line. Northwestern shot 35.7 percent from the floor, including 27.6 percent from three-point range. The Wildcats' 4-15 (26.7 percent) performance from the free throw line was the fourth lowest percentage ever by an opponent against the Cavaliers.

Northwestern was led by Michael Thompson and Jason Okrzesik, who scored 14 and 12 points respectively.

The Cavaliers improved to 5-3 all-time in the Big Ten/ACC Challenge, including a 4-0 mark in games played in Charlottesville.

*"We took 32 (3-pointers) today because 32 was the number that presented itself because they played a lot of zone. We shot 50 percent while taking that many. It's only a bad thing when you are taking over 30 and not making too many." - Dave Leitao*

## GAME #8 • DECEMBER 5, 2007

**SYRACUSE** 70  
**AT VIRGINIA** 68

| SYRACUSE (6-2) |     | REB   |       |       |    |    |    |   |    |  |
|----------------|-----|-------|-------|-------|----|----|----|---|----|--|
| Player         | MP  | FG    | FT    | (0-1) | A  | TO | BS | S | TP |  |
| Greene         | 37  | 8-19  | 0-0   | 4-10  | 1  | 2  | 3  | 2 | 20 |  |
| Harris         | 37  | 3-5   | 3-4   | 2-14  | 2  | 3  | 1  | 0 | 10 |  |
| Onuaku         | 33  | 2-5   | 0-0   | 2-8   | 0  | 1  | 0  | 2 | 4  |  |
| Flynn          | 38  | 5-12  | 6-6   | 0-0   | 3  | 5  | 0  | 0 | 18 |  |
| Devendorf      | 37  | 7-15  | 1-1   | 0-1   | 6  | 3  | 0  | 1 | 16 |  |
| Jackson        | 10  | 1-1   | 0-0   | 0-0   | 0  | 0  | 0  | 1 | 2  |  |
| Ongenaet       | 3   | 0-1   | 0-0   | 1-1   | 1  | 1  | 0  | 0 | 0  |  |
| Wright         | 2   | 0-0   | 0-0   | 0-0   | 1  | 0  | 0  | 1 | 0  |  |
| Jardine        | 3   | 0-1   | 0-0   | 0-0   | 0  | 0  | 0  | 1 | 0  |  |
| Team           |     |       |       | 2-5   |    |    |    |   |    |  |
| Totals         | 200 | 26-59 | 10-11 | 11-39 | 14 | 15 | 4  | 8 | 70 |  |
|                |     | .441  | .909  |       |    |    |    |   |    |  |

| VIRGINIA (6-2) |     | REB   |      |       |    |    |    |   |    |  |
|----------------|-----|-------|------|-------|----|----|----|---|----|--|
| Player         | MP  | FG    | FT   | (0-1) | A  | TO | BS | S | TP |  |
| Diane          | 33  | 4-7   | 0-0  | 0-2   | 0  | 0  | 1  | 1 | 10 |  |
| Joseph         | 38  | 8-18  | 0-0  | 4-13  | 2  | 5  | 0  | 0 | 19 |  |
| Pettinella     | 3   | 0-0   | 0-0  | 1-1   | 0  | 0  | 0  | 0 | 0  |  |
| Jones          | 12  | 2-4   | 0-0  | 1-1   | 1  | 2  | 0  | 1 | 4  |  |
| Singletary     | 35  | 3-14  | 2-8  | 0-5   | 9  | 3  | 0  | 2 | 10 |  |
| Baker          | 31  | 3-10  | 0-0  | 0-1   | 1  | 2  | 0  | 2 | 8  |  |
| Mikalaukas     | 21  | 1-3   | 1-1  | 0-1   | 0  | 0  | 0  | 0 | 3  |  |
| Zeglinski      | 3   | 1-2   | 0-0  | 1-1   | 0  | 0  | 0  | 0 | 3  |  |
| Scott          | 15  | 1-3   | 2-2  | 3-6   | 0  | 0  | 1  | 0 | 4  |  |
| Harris         | 9   | 3-3   | 0-0  | 1-2   | 0  | 1  | 0  | 0 | 7  |  |
| Team           |     |       |      | 2-3   |    |    |    |   |    |  |
| Totals         | 200 | 26-64 | 5-11 | 13-36 | 13 | 13 | 2  | 6 | 68 |  |
|                |     | .406  | .455 |       |    |    |    |   |    |  |

3-Point Field Goals: (Syracuse)--(8-21/.381) Green (4-7), Flynn (2-8), Harris (1-2), Devendorf (1-3), Ongenaet (0-1). (UVA)--(11-32/.344) Joseph (3-10), Diane (2-4), Singletary (2-7), Baker (2-7), Harris (1-1), Zeglinski (1-2), Jones (0-1).

|               |        |    |    |
|---------------|--------|----|----|
| Syracuse      | 29     | 41 | 70 |
| Virginia      | 36     | 32 | 68 |
| Attendance -- | 13,603 |    |    |

Donte Greene scored 20 points, including 12 in the final 10 minutes of the game to lead Syracuse to a 70-68 win over Virginia at John Paul Jones Arena. Greene also had 10 rebounds, blocked three shots and had two steals.

The loss snapped the Cavaliers' 12-game home winning streak and was just the second setback for Virginia at JPJA.

Adrian Joseph led the Cavaliers, posting his third double-double of the season with 19 points and 13 rebounds. Sean Singletary and Mamadi Diane each had 10 points for Virginia.

The Cavaliers led 36-29 at the break, but a 19-5 run by the Orange in the second half gave them a 51-44 lead with 10 minutes to play. The Cavaliers retook the lead and led by three (61-58) with six minutes remaining. Green answered with five consecutive points to give Syracuse the lead (63-61). Green's jumper with just over one minute left gave the Orange a three-point lead (68-65). Diane scored with seven seconds to go to cut the lead to 68-67, but Jonny Flynn made both ends of a one-in-one to increase Syracuse's lead to three. Sean Singletary was fouled with 1.2 seconds left and made the front end of a one-in-one. He intentionally missed the second shot, but the Cavaliers couldn't grab the rebound to attempt a tying shot.

Syracuse out-rebounded Virginia 39-36, the first team to out-rebound the Cavaliers on the season. The Orange shot 44.1 percent from the floor and 90.9 percent from the line, compared to 40.6 percent from the floor and 45.5 percent from the line for Virginia.

In addition to Green, Syracuse was led by Flynn, who had 18 points, Eric Devendorf, who scored 16 points, and Paul Harris, who added 10 points and 14 rebounds.

*"I'm obviously disappointed by the outcome of the game. They had a little lapse at the end of the first half, and we had a lapse for the majority of the second half, in both our game plan and in our aggression. You're not going to do that against good teams and get away with it." - Dave Leitao*

## GAME #9 • DECEMBER 7, 2007

**LONGWOOD** 57  
**AT VIRGINIA** 76

| LONGWOOD (2-9) |     | REB   |       |       |    |    |    |   |    |  |
|----------------|-----|-------|-------|-------|----|----|----|---|----|--|
| Player         | MP  | FG    | FT    | (0-1) | A  | TO | BS | S | TP |  |
| Williams       | 28  | 6-15  | 4-4   | 2-3   | 3  | 1  | 0  | 3 | 20 |  |
| Barrett        | 26  | 1-9   | 1-3   | 2-6   | 1  | 1  | 0  | 2 | 3  |  |
| Wilson         | 18  | 2-4   | 3-4   | 3-6   | 1  | 1  | 0  | 0 | 7  |  |
| Giles          | 25  | 1-4   | 0-0   | 0-1   | 3  | 3  | 0  | 0 | 3  |  |
| Bogan          | 34  | 3-12  | 2-2   | 0-5   | 1  | 4  | 0  | 0 | 11 |  |
| Jaekel         | 16  | 0-4   | 1-2   | 0-2   | 0  | 3  | 0  | 0 | 1  |  |
| Dawson         | 5   | 0-0   | 0-0   | 0-0   | 0  | 0  | 0  | 1 | 0  |  |
| Gee            | 2   | 1-1   | 0-0   | 0-0   | 0  | 0  | 0  | 0 | 3  |  |
| Robinson       | 8   | 0-2   | 0-0   | 0-1   | 0  | 1  | 0  | 0 | 0  |  |
| Swecker        | 21  | 1-4   | 2-2   | 0-2   | 1  | 1  | 0  | 0 | 5  |  |
| Neil           | 8   | 2-2   | 0-0   | 0-1   | 1  | 1  | 0  | 1 | 4  |  |
| Ryan           | 4   | 0-2   | 0-0   | 0-0   | 0  | 1  | 0  | 0 | 0  |  |
| Evans          | 5   | 0-1   | 0-1   | 1-1   | 0  | 0  | 1  | 0 | 0  |  |
| Team           |     |       |       | 1-3   |    |    |    |   |    |  |
| Totals         | 200 | 17-60 | 13-18 | 9-31  | 11 | 17 | 1  | 7 | 57 |  |
|                |     | .283  | .722  |       |    |    |    |   |    |  |

| VIRGINIA (7-2) |     | REB   |       |       |    |    |    |   |    |  |
|----------------|-----|-------|-------|-------|----|----|----|---|----|--|
| Player         | MP  | FG    | FT    | (0-1) | A  | TO | BS | S | TP |  |
| Diane          | 18  | 4-11  | 1-2   | 1-4   | 1  | 0  | 1  | 0 | 11 |  |
| Joseph         | 28  | 4-11  | 2-3   | 2-10  | 1  | 3  | 1  | 0 | 13 |  |
| Mikalaukas     | 10  | 2-2   | 0-0   | 0-2   | 0  | 0  | 0  | 0 | 4  |  |
| Jones          | 18  | 0-5   | 0-0   | 0-3   | 0  | 4  | 0  | 0 | 1  |  |
| Singletary     | 33  | 6-11  | 8-8   | 1-2   | 8  | 6  | 0  | 0 | 21 |  |
| Farrakhan      | 2   | 0-0   | 0-0   | 0-0   | 0  | 0  | 0  | 0 | 0  |  |
| Baker          | 22  | 4-6   | 1-3   | 0-3   | 2  | 2  | 0  | 1 | 11 |  |
| Tucker         | 8   | 0-0   | 0-0   | 0-0   | 1  | 0  | 0  | 0 | 0  |  |
| Zeglinski      | 7   | 0-0   | 0-2   | 0-0   | 2  | 1  | 0  | 0 | 0  |  |
| Sherrill       | 1   | 1-1   | 0-0   | 0-0   | 0  | 0  | 0  | 0 | 3  |  |
| Burns          | 3   | 0-1   | 0-0   | 0-0   | 1  | 1  | 0  | 0 | 0  |  |
| Scott          | 24  | 3-5   | 3-4   | 1-11  | 1  | 1  | 0  | 1 | 9  |  |
| Harris         | 20  | 1-3   | 2-3   | 5-8   | 0  | 2  | 0  | 1 | 4  |  |
| Meyinsse       | 6   | 0-0   | 0-0   | 2-3   | 0  | 1  | 0  | 0 | 0  |  |
| Team           |     |       |       | 1-3   |    |    |    |   |    |  |
| Totals         | 200 | 25-56 | 17-25 | 13-49 | 17 | 21 | 2  | 4 | 76 |  |
|                |     | .446  | .680  |       |    |    |    |   |    |  |

3-Point Field Goals: (LU)--(10-26/.385) Williams (4-7), Bogan (3-7), Gee (1-1), Swecker (1-3), Giles (1-4), Robinson (0-1), Ryan (0-1), Barrett (0-2). (UVA)--(9-23/.391) Joseph (3-8), Baker (2-3), Diane (2-5), Sherrill (1-1), Singletary (1-3), Burns (0-1), Jones (0-2).

|               |        |    |    |
|---------------|--------|----|----|
| Longwood      | 22     | 35 | 57 |
| Virginia      | 29     | 47 | 76 |
| Attendance -- | 11,366 |    |    |

Sean Singletary had 21 points and eight assists to lead Virginia to a 76-57 win over Longwood at John Paul Jones Arena. Adrian Joseph had his fourth double-double of the season, and his second in a row, with a 13-point, 10-rebound performance. Mamadi Diane and Calvin Baker added 11 points each, while Mike Scott came off the bench for nine points and a game-high 11 rebounds.

Longwood, in its first official season at the Division I level, stayed close in the first half. The Lancers drew within three points just before the break and trailed by just seven at halftime. The Cavaliers responded early in the second half, scoring 16 consecutive points to open a 50-30 lead with 11 minutes left to play. Virginia would extend its lead to as many as 26 in the second half.

Virginia out-rebounded the Lancers 49-31 in the contest. The Cavaliers shot 44.6 percent from the floor, including 39.1 percent from behind the arc. Longwood shot 38.5 percent from three-point range, but only 28.3 percent overall from the floor.

The Lancers were led by Kirk Williams, who scored 20 points. Ryan Bogan added 11 points for Longwood.

*"I'm not looking at anything that I saw from a positive standpoint or an individual standpoint. If you have a flat tire on your car, does it matter if it's shiny?." - Dave Leitao*





## GAME #16 - JANUARY 19, 2008

**BOSTON COLLEGE** 66  
**AT VIRGINIA** 84

| BOSTON COLLEGE (12-5/3-1) |     | REB   |       |       |    |    |    |   |    |  |
|---------------------------|-----|-------|-------|-------|----|----|----|---|----|--|
| Player                    | MP  | FG    | FT    | (0-1) | A  | TO | BS | S | TP |  |
| Roche                     | 14  | 2-6   | 0-0   | 2-3   | 1  | 1  | 1  | 0 | 6  |  |
| Spears                    | 30  | 5-10  | 3-6   | 6-11  | 1  | 2  | 1  | 0 | 13 |  |
| Blair                     | 31  | 2-4   | 2-6   | 3-8   | 0  | 1  | 4  | 0 | 6  |  |
| Rice                      | 40  | 6-16  | 6-10  | 1-6   | 6  | 4  | 0  | 0 | 20 |  |
| Sanders                   | 29  | 3-14  | 0-0   | 2-3   | 0  | 2  | 0  | 1 | 7  |  |
| Paris                     | 27  | 4-8   | 0-1   | 1-6   | 0  | 3  | 0  | 0 | 9  |  |
| Raji                      | 11  | 1-3   | 0-1   | 0-1   | 2  | 1  | 0  | 0 | 2  |  |
| Oates                     | 18  | 1-1   | 0-0   | 0-4   | 0  | 0  | 0  | 0 | 3  |  |
| Team                      |     |       |       |       |    |    |    |   |    |  |
| Totals                    | 200 | 24-62 | 11-24 | 16-43 | 10 | 14 | 6  | 1 | 66 |  |
|                           |     | .387  | .458  |       |    |    |    |   |    |  |

| VIRGINIA (11-5/1-2) |     | REB   |       |       |    |    |    |   |    |  |
|---------------------|-----|-------|-------|-------|----|----|----|---|----|--|
| Player              | MP  | FG    | FT    | (0-1) | A  | TO | BS | S | TP |  |
| Diane               | 34  | 6-14  | 4-5   | 1-5   | 2  | 3  | 0  | 1 | 20 |  |
| Joseph              | 27  | 6-12  | 4-4   | 3-5   | 0  | 1  | 0  | 1 | 17 |  |
| Scott               | 6   | 0-2   | 2-2   | 2-3   | 0  | 0  | 0  | 0 | 2  |  |
| Baker               | 31  | 5-7   | 2-2   | 1-4   | 1  | 0  | 0  | 0 | 15 |  |
| Singletary          | 37  | 7-14  | 5-6   | 0-2   | 10 | 1  | 0  | 6 | 19 |  |
| Jones               | 12  | 1-4   | 0-0   | 1-1   | 0  | 1  | 0  | 0 | 2  |  |
| Tucker              | 19  | 1-7   | 0-0   | 1-7   | 2  | 0  | 0  | 1 | 3  |  |
| Pettinella          | 26  | 2-5   | 0-0   | 1-8   | 0  | 0  | 0  | 0 | 4  |  |
| Meyinsse            | 8   | 1-2   | 0-2   | 0-3   | 0  | 0  | 0  | 0 | 2  |  |
| Team                |     |       |       |       |    |    |    |   |    |  |
| Totals              | 200 | 29-67 | 17-21 | 13-43 | 15 | 6  | 0  | 9 | 84 |  |
|                     |     | .433  | .810  |       |    |    |    |   |    |  |

3-Point Field Goals: (BC)--(7-24/.292) Roche (2-5), Rice (2-7), Oates (1-1), Paris (1-4), Sanders (1-6), Raji (0-1), (UVa)--(9-26/.346) Diane (4-10), Baker (3-4), Joseph (1-3), Tucker (1-5), Jones (0-1), Singletary (0-3).

Boston College 35 31 66  
Virginia 35 49 84  
Attendance -- 14,039

Sean Singletary had 19 points and 10 assists, posting his second consecutive double-double, to lead Virginia to its first ACC win of the season, an 84-66 victory over Boston College at John Paul Jones Arena.

Mamadi Diane had 20 points, Adrian Joseph had 17 points, and Calvin Baker added 15 points for the Cavaliers.

The first half remained close throughout, with neither team leading by more than six points. Singletary's layup in the final seconds tied the game at 35-35 at intermission, the eighth tie of the first half.

Virginia went on an 11-0 run early in the second half to take a double digit lead. Boston College never got closer than eight points the remainder of the night, with the Cavaliers eventually extending their lead to 18 points by the end of the game.

The Cavaliers shot 43.3 percent from the floor and 81.0 percent from the line. The Eagles shot 38.7 percent from the floor and 45.8 percent from the line.

Boston College was led by Tyrese Rice, who had 20 points and six assists. Shamari Spears had a double-double with 13 points and 11 rebounds for the Eagles, who suffered their first ACC loss of the season (3-1).

"We had a lot of confidence coming into the game and after we got over the hump, the first couple of minutes, we got some stops and everything that Coach Leitao has been saying all year was ringing true. Everybody got a little more confidence." - Sean Singletary

## GAME #17 - JANUARY 23, 2008

**VIRGINIA** 67  
**AT FLORIDA STATE** 69

| VIRGINIA (11-6/1-3) |     | REB   |      |       |    |    |    |   |    |  |
|---------------------|-----|-------|------|-------|----|----|----|---|----|--|
| Player              | MP  | FG    | FT   | (0-1) | A  | TO | BS | S | TP |  |
| Joseph              | 37  | 7-12  | 0-0  | 4-8   | 1  | 2  | 0  | 0 | 17 |  |
| Scott               | 15  | 2-6   | 1-2  | 1-3   | 0  | 0  | 0  | 1 | 5  |  |
| Baker               | 34  | 3-11  | 0-2  | 0-0   | 3  | 2  | 0  | 2 | 7  |  |
| Diane               | 37  | 6-12  | 4-4  | 2-5   | 0  | 1  | 0  | 1 | 21 |  |
| Singletary          | 33  | 4-11  | 2-2  | 2-3   | 7  | 5  | 0  | 1 | 11 |  |
| Jones               | 10  | 0-3   | 0-0  | 0-0   | 0  | 1  | 0  | 1 | 0  |  |
| Tucker              | 2   | 0-0   | 0-0  | 0-1   | 0  | 2  | 0  | 0 | 0  |  |
| Pettinella          | 12  | 1-1   | 0-0  | 1-3   | 0  | 2  | 0  | 0 | 2  |  |
| Harris              | 2   | 0-0   | 0-0  | 0-1   | 0  | 0  | 0  | 0 | 0  |  |
| Tat                 | 4   | 0-2   | 0-0  | 0-0   | 0  | 0  | 0  | 1 | 0  |  |
| Meyinsse            | 14  | 2-2   | 0-0  | 1-3   | 0  | 0  | 0  | 1 | 4  |  |
| Team                |     |       |      |       |    |    |    |   |    |  |
| Totals              | 200 | 25-60 | 7-10 | 14-33 | 11 | 15 | 0  | 8 | 67 |  |
|                     |     | .417  | .700 |       |    |    |    |   |    |  |

| FLORIDA STATE (13-7/2-3) |     | REB   |       |       |    |    |    |    |    |  |
|--------------------------|-----|-------|-------|-------|----|----|----|----|----|--|
| Player                   | MP  | FG    | FT    | (0-1) | A  | TO | BS | S  | TP |  |
| Echfeur                  | 32  | 2-5   | 0-0   | 2-5   | 0  | 5  | 1  | 0  | 4  |  |
| Reid                     | 28  | 1-1   | 2-4   | 1-3   | 2  | 3  | 2  | 2  | 4  |  |
| Mims                     | 28  | 2-9   | 0-0   | 2-5   | 1  | 1  | 1  | 1  | 5  |  |
| Douglas                  | 36  | 7-11  | 3-4   | 0-6   | 2  | 1  | 0  | 6  | 19 |  |
| Rich                     | 28  | 5-9   | 5-6   | 3-4   | 2  | 5  | 0  | 0  | 17 |  |
| Demery                   | 7   | 1-2   | 0-0   | 0-0   | 0  | 1  | 1  | 1  | 2  |  |
| Swann                    | 26  | 4-11  | 5-8   | 0-3   | 3  | 1  | 0  | 1  | 16 |  |
| Vaughn                   | 11  | 0-2   | 0-0   | 2-4   | 0  | 0  | 0  | 0  | 0  |  |
| Hoff                     | 1   | 0-0   | 2-2   | 0-0   | 0  | 0  | 0  | 0  | 2  |  |
| Zitani                   | 3   | 0-0   | 0-0   | 0-0   | 0  | 0  | 0  | 0  | 0  |  |
| Team                     |     |       |       |       |    |    |    |    |    |  |
| Totals                   | 200 | 22-50 | 17-24 | 11-32 | 10 | 17 | 5  | 11 | 69 |  |
|                          |     | .440  | .708  |       |    |    |    |    |    |  |

3-Point Field Goals: (UVa)--(10-29/.345) Diane (5-9), Joseph (3-7), Baker (1-5), Singletary (1-5), Tat (0-1), Jones (0-2), (FSU)--(8-21/.381) Swann (3-7), Rich (2-3), Douglas (2-5), Mims (1-6).

Virginia 28 39 67  
Florida State 31 38 69  
Attendance -- 7,314

Virginia had double digit leads in both halves, but couldn't hold on for its first ACC road win of the season, falling 69-67 at Florida State. The loss extended the Cavaliers' losing streak in the state of Florida to eight games.

Mamadi Diane scored a game-high 21 points for Virginia, marking the first time in his career he scored at least 20 points in consecutive games. Adrian Joseph added 17 points and Sean Singletary scored 11 points.

Virginia opened the game strong, taking a 12-2 lead four minutes into the contest. The Seminoles chipped away at the lead throughout the remainder of the first half and took a 31-28 lead into halftime. An 11-0 Cavalier run early in the second gave Virginia the lead again and UVa extended its advantage to 10 points with nine minutes to play. Florida State used a late 9-0 run to retake the lead, 62-60, with under two minutes remaining. The Seminoles made seven of 10 free throws in the final minute to seal the win.

The Cavaliers shot 41.7 percent from the floor and 70.0 percent from the line. Florida State shot 44.0 percent from the floor and 70.8 percent from the line.

Toney Douglas led the Seminoles with 19 points. Jason Rich and Isaiah Swann added 17 and 16 points respectively.

"I think this was a very typical game in this league where it comes down to a precious few possessions. We were up 10 and just had to hold the fort defensively, rebound and execute. We didn't do that, obviously." - Dave Leitao

## GAME #18 - JANUARY 27, 2008

**GEORGIA TECH** 92  
**AT VIRGINIA** 82 OT

| GEORGIA TECH (10-9/3-3) |     | REB   |       |       |    |    |    |   |    |  |
|-------------------------|-----|-------|-------|-------|----|----|----|---|----|--|
| Player                  | MP  | FG    | FT    | (0-1) | A  | TO | BS | S | TP |  |
| Lawal                   | 22  | 5-7   | 5-12  | 3-6   | 2  | 1  | 2  | 0 | 15 |  |
| Smith                   | 30  | 1-5   | 4-7   | 0-6   | 3  | 0  | 1  | 0 | 6  |  |
| Miller                  | 18  | 5-8   | 0-0   | 1-5   | 4  | 1  | 0  | 0 | 11 |  |
| Bell                    | 32  | 2-3   | 0-0   | 1-2   | 4  | 3  | 0  | 2 | 4  |  |
| Morrow                  | 26  | 2-8   | 2-2   | 0-3   | 2  | 0  | 0  | 0 | 7  |  |
| Clinch                  | 21  | 5-8   | 0-0   | 1-2   | 0  | 0  | 0  | 0 | 14 |  |
| Causey                  | 26  | 6-11  | 4-6   | 0-2   | 5  | 4  | 0  | 1 | 18 |  |
| Storrs                  | 12  | 1-2   | 0-0   | 0-1   | 0  | 0  | 0  | 0 | 3  |  |
| Peacock                 | 23  | 5-10  | 2-2   | 2-8   | 0  | 1  | 2  | 0 | 12 |  |
| Aminu                   | 15  | 1-3   | 0-0   | 0-2   | 0  | 0  | 1  | 0 | 2  |  |
| Team                    |     |       |       |       |    |    |    |   |    |  |
| Totals                  | 225 | 33-65 | 17-29 | 8-40  | 20 | 10 | 6  | 3 | 92 |  |
|                         |     | .508  | .586  |       |    |    |    |   |    |  |

| VIRGINIA (11-7/1-4) |     | REB   |       |       |    |    |    |   |    |  |
|---------------------|-----|-------|-------|-------|----|----|----|---|----|--|
| Player              | MP  | FG    | FT    | (0-1) | A  | TO | BS | S | TP |  |
| Diane               | 42  | 5-17  | 3-5   | 7-8   | 0  | 1  | 1  | 0 | 16 |  |
| Joseph              | 33  | 5-11  | 1-2   | 1-9   | 3  | 1  | 0  | 0 | 13 |  |
| Scott               | 20  | 3-6   | 3-4   | 5-9   | 0  | 0  | 0  | 0 | 9  |  |
| Baker               | 32  | 6-13  | 1-2   | 1-4   | 1  | 3  | 0  | 1 | 16 |  |
| Singletary          | 41  | 5-19  | 1-2   | 1-4   | 8  | 4  | 0  | 3 | 11 |  |
| Jones               | 4   | 0-0   | 0-0   | 0-0   | 1  | 1  | 0  | 0 | 0  |  |
| Farrakhan           | 6   | 1-5   | 0-0   | 0-1   | 1  | 0  | 0  | 0 | 3  |  |
| Tucker              | 21  | 4-7   | 2-3   | 0-3   | 0  | 1  | 0  | 0 | 13 |  |
| Pettinella          | 21  | 0-0   | 1-2   | 0-2   | 0  | 1  | 0  | 0 | 1  |  |
| Tat                 | 0+  | 0-0   | 0-0   | 0-0   | 0  | 0  | 0  | 0 | 0  |  |
| Meyinsse            | 5   | 0-0   | 0-0   | 0-1   | 0  | 0  | 0  | 0 | 0  |  |
| Team                |     |       |       |       |    |    |    |   |    |  |
| Totals              | 225 | 29-78 | 12-20 | 18-48 | 14 | 12 | 1  | 4 | 82 |  |
|                     |     | .372  | .600  |       |    |    |    |   |    |  |

3-Point Field Goals: (GT)--(9-22/.409) Clinch (4-6), Causey (2-7), Storrs (1-2), Miller (1-3), Morrow (1-4), (UVa)--(12-36/.333) Tucker (3-5), Baker (3-7), Diane (3-9), Joseph (2-6), Farrakhan (1-3), Singletary (0-6).

Georgia Tech 38 38 92  
Virginia 48 28 82  
Attendance -- 14,138

Virginia had five players score in double figures for the first time this season, but it wasn't enough as the Cavaliers fell to Georgia Tech 92-82 in overtime at John Paul Jones Arena. It was the second conference loss at home this season for Virginia, both in overtime.

Calvin Baker tied his Virginia career high with 16 points and Mamadi Diane had 16 points as well for Virginia, who fell to 11-7, 1-4 in the ACC. Jamil Tucker scored a career-high 13 points and Adrian Joseph had 13 points and nine rebounds. Sean Singletary had 11 points, scoring in double figures for the 40th consecutive game.

In the first half Virginia shot well, especially from behind the arc, going 9-18 from 3-point range. The Cavaliers led by 10 (48-38) at the half. The Yellow Jackets answered by shooting over 50 percent from the floor in the second half and took a late two point lead. Singletary's layup with four seconds remaining tied it and when Matt Causey's 3-point attempt at the buzzer rattled out the teams went to overtime.

Causey scored 12 of his 18 points in the overtime period as Georgia Tech pulled away for the win.

The Cavaliers shot 37.2 percent from the floor and 60.0 percent from the line. The Yellow Jackets shot 50.8 percent from the floor and 58.6 percent from the line.

In addition to Causey, four other Yellow Jackets scored in double figures. Gani Lawal had 15 points, Lewis Clinch had 14 points, Zack Peacock had 12 points, and Maurice Miller had 11 points.

"Losing is frustrating period. No matter how you lose, by a little or by a lot. We just have to get over the hump. We have been in it, we have been up against just about everybody we have played. We cannot panic, we just have to go into practice and keep working hard." - Sean Singletary

## GAME #19 - JANUARY 30, 2008

**VIRGINIA** 75  
**AT MARYLAND** 85

| VIRGINIA (11-8/1-5) |     | REB   |       |       |    |    |    |   |    |  |  |
|---------------------|-----|-------|-------|-------|----|----|----|---|----|--|--|
| Player              | MP  | FG    | FT    | (0-1) | A  | TO | BS | S | TP |  |  |
| Diane               | 34  | 6-13  | 2-2   | 2-3   | 4  | 2  | 0  | 1 | 16 |  |  |
| Joseph              | 16  | 0-4   | 2-2   | 1-3   | 0  | 2  | 0  | 1 | 2  |  |  |
| Scott               | 24  | 3-6   | 0-0   | 4-12  | 1  | 2  | 0  | 0 | 6  |  |  |
| Baker               | 29  | 6-12  | 2-2   | 0-1   | 1  | 0  | 0  | 2 | 17 |  |  |
| Singletary          | 34  | 9-17  | 4-4   | 0-0   | 3  | 0  | 0  | 0 | 23 |  |  |
| Jones               | 3   | 0-0   | 0-0   | 0-1   | 1  | 1  | 0  | 0 | 0  |  |  |
| Farrakhan           | 12  | 0-1   | 1-2   | 1-4   | 0  | 0  | 0  | 0 | 1  |  |  |
| Tucker              | 3   | 0-2   | 0-0   | 0-0   | 0  | 0  | 0  | 0 | 0  |  |  |
| Pettinella          | 18  | 1-1   | 0-0   | 0-0   | 0  | 1  | 0  | 0 | 2  |  |  |
| Harris              | 11  | 1-3   | 1-2   | 0-0   | 1  | 2  | 0  | 0 | 3  |  |  |
| Tat                 | 7   | 1-1   | 1-2   | 1-2   | 0  | 1  | 0  | 0 | 3  |  |  |
| Meyinsse            | 9   | 1-1   | 0-0   | 0-0   | 0  | 0  | 0  | 0 | 2  |  |  |
| Team                |     |       |       | 3-5   |    |    |    |   |    |  |  |
| Totals              | 200 | 28-61 | 13-16 | 12-31 | 11 | 11 | 0  | 4 | 75 |  |  |
|                     |     | .459  | .813  |       |    |    |    |   |    |  |  |

| MARYLAND (13-8/3-3) |     | REB   |       |       |    |    |    |   |    |  |  |
|---------------------|-----|-------|-------|-------|----|----|----|---|----|--|--|
| Player              | MP  | FG    | FT    | (0-1) | A  | TO | BS | S | TP |  |  |
| Milbourne           | 28  | 4-8   | 4-4   | 3-4   | 3  | 1  | 0  | 0 | 13 |  |  |
| Gist                | 40- | 5-9   | 7-10  | 0-9   | 2  | 2  | 2  | 1 | 17 |  |  |
| Osby                | 21  | 2-2   | 7-8   | 3-6   | 0  | 1  | 3  | 0 | 11 |  |  |
| Hayes               | 33  | 6-9   | 0-0   | 1-3   | 9  | 1  | 0  | 0 | 15 |  |  |
| Vasquez             | 39  | 8-19  | 5-6   | 0-3   | 3  | 1  | 0  | 1 | 25 |  |  |
| Walker              | 2   | 0-0   | 0-0   | 0-0   | 0  | 0  | 0  | 0 | 0  |  |  |
| Dupree              | 6   | 0-0   | 0-0   | 0-0   | 0  | 0  | 0  | 0 | 0  |  |  |
| Bowie               | 15  | 0-0   | 0-0   | 0-1   | 0  | 2  | 0  | 0 | 0  |  |  |
| Tucker              | 4   | 0-2   | 0-0   | 0-0   | 0  | 0  | 0  | 0 | 0  |  |  |
| Neal                | 12  | 2-3   | 0-0   | 1-3   | 1  | 1  | 0  | 0 | 4  |  |  |
| Team                |     |       |       | 0-1   |    |    |    |   |    |  |  |
| Totals              | 200 | 27-52 | 23-28 | 8-30  | 18 | 9  | 5  | 2 | 85 |  |  |
|                     |     | .519  | .821  |       |    |    |    |   |    |  |  |

3-Point Field Goals: (UVa)--(6-21/.286) Baker (3-5), Diane (2-6), Singletary (1-4), Farrakhan (0-1), Harris (0-1), Joseph (0-2), Tucker (0-2). (Md)--(8-24/.333) Vasquez (4-11), Hayes (3-5), Milbourne (1-5), Tucker (0-1), Gist (0-2).

|               |        |    |    |
|---------------|--------|----|----|
| Virginia      | 33     | 42 | 75 |
| Maryland      | 43     | 42 | 85 |
| Attendance -- | 17,950 |    |    |

Virginia fell to 1-5 in ACC play after suffering an 85-75 loss to Maryland at the Comcast Center. It was the Cavaliers' sixth consecutive ACC road defeat, dating back to a win at Maryland the previous season.

The Cavaliers were led by Sean Singletary's 23 points, 17 of which came after halftime. Calvin Baker scored a UVa career-high 17 points and Mamadi Diane scored 16 points. Mike Scott added six points and a game-high 12 rebounds.

Maryland opened the game strong, taking a 13-2 lead just over two minutes into the game. Virginia didn't get closer than six points for the remainder of the half and the Terrapins took a 43-33 lead to intermission. Maryland extended its lead to as many as 17 points in the second half before a late Cavalier run got them to within five points on two occasions, the last time with 1:26 remaining to play. Maryland made seven of 10 free throws in the final two minutes to secure the victory.

The Cavaliers shot 45.9 percent from the floor and 81.3 percent from the line. Maryland shot 51.9 percent from the floor and 82.1 percent from the line.

Maryland had five players score in double figures, led by Greivis Vasquez's game-high 25 points. James Gist had 17 points and nine rebounds, while Eric Hayes had 15 points and nine assists. Landon Milbourne and Bambale Osby added 13 and 11 points respectively for the Terrapins.

"We got down early and we were fighting from behind. We didn't do our job in the beginning of the second half, so we were forced to make plays. That's not any way to live, especially on the road." - Dave Leitao

## GAME #20 - FEBRUARY 2, 2008

**VIRGINIA** 65  
**AT VIRGINIA TECH** 72 OT

| VIRGINIA (11-9/1-6) |     | REB   |       |       |   |    |    |   |    |  |  |
|---------------------|-----|-------|-------|-------|---|----|----|---|----|--|--|
| Player              | MP  | FG    | FT    | (0-1) | A | TO | BS | S | TP |  |  |
| Joseph              | 42  | 3-9   | 0-0   | 1-8   | 3 | 0  | 1  | 1 | 8  |  |  |
| Scott               | 28  | 2-5   | 5-7   | 2-3   | 0 | 3  | 0  | 1 | 9  |  |  |
| Baker               | 29  | 0-2   | 0-0   | 1-2   | 4 | 3  | 0  | 1 | 0  |  |  |
| Diane               | 36  | 2-8   | 3-7   | 0-4   | 0 | 2  | 1  | 0 | 8  |  |  |
| Singletary          | 37  | 6-15  | 11-14 | 2-5   | 2 | 3  | 0  | 1 | 26 |  |  |
| Jones               | 14  | 0-2   | 0-1   | 0-1   | 0 | 2  | 0  | 1 | 0  |  |  |
| Farrakhan           | 5   | 0-2   | 0-0   | 0-0   | 0 | 0  | 0  | 0 | 0  |  |  |
| Tucker              | 17  | 4-7   | 0-0   | 1-5   | 0 | 1  | 0  | 0 | 10 |  |  |
| Pettinella          | 15  | 2-3   | 0-0   | 0-1   | 0 | 1  | 0  | 0 | 4  |  |  |
| Meyinsse            | 2   | 0-0   | 0-0   | 0-0   | 0 | 0  | 0  | 0 | 0  |  |  |
| Team                |     |       |       | 2-4   |   |    |    |   |    |  |  |
| Totals              | 225 | 19-53 | 19-29 | 9-33  | 9 | 15 | 2  | 5 | 65 |  |  |
|                     |     | .358  | .655  |       |   |    |    |   |    |  |  |

| VIRGINIA TECH (14-8/5-3) |     | REB   |       |       |   |    |    |   |    |  |  |
|--------------------------|-----|-------|-------|-------|---|----|----|---|----|--|--|
| Player                   | MP  | FG    | FT    | (0-1) | A | TO | BS | S | TP |  |  |
| Allen                    | 28  | 4-6   | 4-8   | 1-6   | 0 | 2  | 1  | 1 | 12 |  |  |
| Washington               | 43  | 3-14  | 9-14  | 2-12  | 3 | 1  | 0  | 1 | 15 |  |  |
| Vassallo                 | 27  | 5-9   | 1-2   | 0-2   | 1 | 1  | 1  | 0 | 14 |  |  |
| Thorns                   | 30  | 1-5   | 3-6   | 1-2   | 4 | 3  | 0  | 0 | 5  |  |  |
| Delaney                  | 39  | 3-9   | 4-4   | 3-5   | 1 | 2  | 0  | 0 | 10 |  |  |
| Bell                     | 5   | 0-0   | 0-0   | 0-0   | 0 | 1  | 0  | 0 | 0  |  |  |
| Hudson                   | 10  | 0-2   | 0-0   | 0-0   | 0 | 0  | 0  | 0 | 0  |  |  |
| Witcher                  | 15  | 3-6   | 4-4   | 4-4   | 0 | 0  | 0  | 1 | 10 |  |  |
| Thompson                 | 27  | 3-5   | 0-0   | 2-7   | 0 | 1  | 2  | 1 | 6  |  |  |
| Diakite                  | 1   | 0-0   | 0-0   | 1-1   | 0 | 1  | 0  | 0 | 0  |  |  |
| Team                     |     |       |       | 2-4   |   |    |    |   |    |  |  |
| Totals                   | 225 | 22-56 | 25-38 | 16-43 | 9 | 12 | 4  | 4 | 72 |  |  |
|                          |     | .393  | .658  |       |   |    |    |   |    |  |  |

3-Point Field Goals: (UVa)--(8-21/.381) Singletary (3-6), Tucker (2-3), Joseph (2-6), Diane (1-4), Baker (0-1), Farrakhan (0-1). (VT)--(3-14/.214) Vassallo (3-5), Washington (0-1), Hudson (0-1), Thorns (0-3), Delaney (0-4).

|               |       |    |    |    |
|---------------|-------|----|----|----|
| Virginia      | 26    | 28 | 11 | 65 |
| Virginia Tech | 25    | 29 | 18 | 72 |
| Attendance -- | 9,847 |    |    |    |

Virginia suffered its third overtime loss of the season, falling to Virginia Tech 72-65 at Cassell Coliseum. It marks just the second time in school history the Cavaliers have lost three overtime games in a season (1986-87).

Sean Singletary scored a game-high 26 points for Virginia, his ninth 20-point game of the season and the 36th of his career. Jamil Tucker added 10 points off the bench for the Cavaliers.

In the first half, Virginia used a 14-0 run to open a 23-11 lead. But the Hokies answered with a 12-0 run of their own to tie the game at 23-23. Virginia took a 26-25 lead into halftime. Virginia led by seven (48-41) with just under six minutes to play. Virginia Tech went on an 11-2 run to take a 52-50 lead with 1:35 remaining. After a Mamadi Diane basket tied the game at 52-52, Deron Washington gave the Hokies a 54-52 lead with 14 seconds to play. Singletary's two free throws drew the Cavaliers even with seven seconds remaining and the Hokies' J.T. Thompson missed a putback as time expired sending the game to overtime. In the extra session, the Hokies raced to an eight point lead with 1:41 left and led by as many as 10 points before completing the seven-point win.

The Cavaliers shot 35.8 percent from the floor and 65.5 percent from the line. Virginia Tech shot 39.3 percent from the floor and 65.8 percent from the line.

Washington had a double-double to lead the Hokies with 15 points and 12 rebounds. A.D. Vassallo scored 14 points, Jeff Allen had 12 points, and Malcolm Delaney and Lewis Witcher each added 10 points for Virginia Tech.

"In a team game, a guy with that kind of spirit, should be able to get that from everybody else. We're just not getting enough of it to make enough plays to help us win games." - Dave Leitao (on Sean Singletary)

## GAME #21 - FEBRUARY 7, 2008

**CLEMSON** 82  
**AT VIRGINIA** 51

| CLEMSON (17-5/5-3) |     | REB   |      |       |    |    |    |   |    |  |  |
|--------------------|-----|-------|------|-------|----|----|----|---|----|--|--|
| Player             | MP  | FG    | FT   | (0-1) | A  | TO | BS | S | TP |  |  |
| Perry              | 16  | 0-1   | 0-0  | 1-1   | 3  | 1  | 1  | 1 | 0  |  |  |
| Mays               | 26  | 3-5   | 0-2  | 1-5   | 0  | 3  | 0  | 0 | 6  |  |  |
| Booker             | 23  | 1-7   | 0-0  | 3-7   | 3  | 0  | 0  | 1 | 2  |  |  |
| Rivers             | 29  | 12-19 | 0-0  | 1-6   | 0  | 1  | 2  | 1 | 32 |  |  |
| Hammonds           | 34  | 7-10  | 0-2  | 0-4   | 11 | 2  | 0  | 4 | 16 |  |  |
| Baize              | 0+  | 0-0   | 0-0  | 0-0   | 0  | 1  | 0  | 0 | 0  |  |  |
| Anderson           | 0+  | 0-0   | 0-0  | 0-0   | 0  | 0  | 0  | 0 | 0  |  |  |
| Sykes              | 12  | 1-3   | 0-0  | 0-1   | 0  | 3  | 0  | 0 | 2  |  |  |
| Potter             | 23  | 4-7   | 0-0  | 1-6   | 2  | 2  | 1  | 1 | 10 |  |  |
| Oglesby            | 23  | 4-8   | 2-2  | 0-0   | 1  | 0  | 0  | 0 | 14 |  |  |
| Morris             | 5   | 0-0   | 0-0  | 0-0   | 0  | 0  | 0  | 0 | 0  |  |  |
| Yanutola           | 0+  | 0-0   | 0-0  | 0-0   | 0  | 0  | 0  | 0 | 0  |  |  |
| Grant              | 8   | 0-0   | 0-0  | 1-3   | 1  | 1  | 1  | 0 | 0  |  |  |
| Petrukonis         | 1   | 0-0   | 0-0  | 0-1   | 1  | 0  | 0  | 0 | 0  |  |  |
| Team               |     |       |      | 1-1   |    |    |    |   |    |  |  |
| Totals             | 200 | 32-60 | 2-6  | 9-35  | 22 | 14 | 5  | 8 | 82 |  |  |
|                    |     | .533  | .333 |       |    |    |    |   |    |  |  |

| VIRGINIA (11-10/1-7) |     | REB   |      |       |   |    |    |   |    |  |  |
|----------------------|-----|-------|------|-------|---|----|----|---|----|--|--|
| Player               | MP  | FG    | FT   | (0-1) | A | TO | BS | S | TP |  |  |
| Diane                | 24  | 1-8   | 0-0  | 0-1   | 0 | 1  | 0  | 1 | 2  |  |  |
| Joseph               | 34  | 8-12  | 1-2  | 2-6   | 1 | 3  | 1  | 1 | 19 |  |  |
| Scott                | 20  | 0-2   | 1-2  | 2-7   | 1 | 2  | 1  | 0 | 1  |  |  |
| Baker                | 27  | 1-3   | 3-4  | 0-3   | 0 | 2  | 1  | 0 | 5  |  |  |
| Singletary           | 32  | 5-10  | 2-3  | 1-4   | 2 | 5  | 0  | 0 | 14 |  |  |
| Jones                | 8   | 0-1   | 1-2  | 0-0   | 0 | 0  | 0  | 0 | 1  |  |  |
| Farrakhan            | 12  | 0-4   | 0-0  | 1-1   | 0 | 2  | 0  | 0 | 0  |  |  |
| Tucker               | 9   | 1-2   | 1-2  | 0-0   | 2 | 0  | 0  | 0 | 3  |  |  |
| Sherrill             | 1   | 0-0   | 0-0  | 0-0   | 0 | 0  | 0  | 0 | 0  |  |  |
| Burns                | 1   | 0-0   | 0-0  | 0-0   | 0 | 0  | 0  | 0 | 0  |  |  |
| Pettinella           | 15  | 0-0   | 0-0  | 0-1   | 0 | 2  | 0  | 0 | 0  |  |  |
| Tat                  | 9   | 2-4   | 0-0  | 0-1   | 1 | 1  | 0  | 1 | 4  |  |  |
| Meyinsse             | 8   | 1-3   | 0-0  | 0-1   | 0 | 0  | 0  | 0 | 2  |  |  |
| Team                 |     |       |      | 1-2   |   |    |    |   |    |  |  |
| Totals               | 200 | 19-49 | 9-15 | 7-27  | 7 | 18 | 3  | 3 | 51 |  |  |
|                      |     | .388  | .600 |       |   |    |    |   |    |  |  |

3-Point Field Goals: (Clem)--(16-26/.615) Rivers (8-11), Oglesby (4-8), Hammonds (2-3), Potter (2-4). (UVa)--(4-14/.286) Singletary (2-3), Joseph (2-5), Baker (0-1), Jones (0-1), Farrakhan (0-1), Tucker (0-1), Diane (0-2).

|               |        |    |    |
|---------------|--------|----|----|
| Clemson       | 40     | 42 | 82 |
| Virginia      | 24     | 27 | 51 |
| Attendance -- | 13,929 |    |    |

Virginia reached the midpoint of the conference season with a 1-7 record after suffering an 82-51 loss to Clemson at John Paul Jones Arena. The Cavaliers had their losing streak reach five games, the longest streak in the Dave Leitao era.

Adrian Joseph led Virginia with 19 points, tying his career high against an ACC opponent, while Sean Singletary added 14 points.

The Tigers used strong shooting from beyond the arc to fuel their win. Clemson shot 16-26 (.615) from 3-point range, led by K.C. Rivers, who made eight of his 11 attempts from long distance. Rivers finished with 32 points, an opponent record at JPJA. Cliff Hammonds added a double-double for Clemson, with 16 points and 11 assists. Terrence Oglesby had 14 points and David Potter had 10 points for the Tigers, who improved to 17-5 overall (5-3 ACC). Clemson's 16 3-point field goals ties for the most against the Cavaliers in a game.

Clemson used a 22-3 run in the first half to build a 36-14 lead with five minutes remaining before halftime. Virginia cut the lead to 14 before heading to halftime facing a 16-point deficit (40-24), their largest ever at JPJA. In the second half, a 21-5 Clemson run extended its lead to 38 points (79-41) as the Tigers closed out the 31-point victory, Virginia's worst home defeat since the 2004-05 season.

The Cavaliers shot 38.8 percent from the floor and 60.0 percent from the line while scoring a season-low 51 points. The Tigers shot 53.3 percent from the floor and 33.3 percent from the line.

"We've got to get back to basics, get back to the gym, and correct. It didn't look pretty, and this was obviously something that I didn't expect to happen. That's why we're getting back to basics, to make the appropriate physical and emotional corrections, and to make sure games like tonight don't happen again." - Dave Leitao

## GAME #22 • FEBRUARY 9, 2008

**VIRGINIA** 64  
**AT WAKE FOREST** 80

| VIRGINIA (11-11/1-8) |     | REB   |       |       |   |    |    |   |    |  |
|----------------------|-----|-------|-------|-------|---|----|----|---|----|--|
| Player               | MP  | FG    | FT    | (O-T) | A | TO | BS | S | TP |  |
| Tucker               | 30  | 2-10  | 0-0   | 2-9   | 1 | 2  | 0  | 1 | 6  |  |
| Joseph               | 32  | 2-7   | 0-0   | 0-3   | 0 | 4  | 0  | 1 | 4  |  |
| Pettinella           | 24  | 6-7   | 0-5   | 6-11  | 0 | 1  | 0  | 0 | 12 |  |
| Jones                | 17  | 1-6   | 1-2   | 0-4   | 0 | 2  | 0  | 0 | 4  |  |
| Singletary           | 36  | 7-18  | 7-8   | 1-1   | 3 | 4  | 0  | 2 | 21 |  |
| Farrakhan            | 4   | 0-1   | 0-0   | 0-0   | 0 | 0  | 0  | 0 | 0  |  |
| Baker                | 24  | 1-5   | 0-0   | 1-4   | 2 | 2  | 0  | 1 | 3  |  |
| Diane                | 17  | 2-9   | 5-6   | 5-6   | 1 | 1  | 0  | 0 | 9  |  |
| Scott                | 12  | 0-1   | 3-4   | 2-3   | 0 | 0  | 0  | 0 | 3  |  |
| Meyinsse             | 4   | 1-2   | 0-0   | 2-2   | 0 | 0  | 0  | 0 | 2  |  |
| Team                 |     |       |       | 1-6   |   |    |    |   |    |  |
| Totals               | 200 | 22-66 | 16-25 | 20-49 | 7 | 16 | 0  | 5 | 64 |  |
|                      |     | .333  | .640  |       |   |    |    |   |    |  |

| WAKE FOREST (14-8/4-5) |     | REB   |       |       |    |    |    |   |    |  |
|------------------------|-----|-------|-------|-------|----|----|----|---|----|--|
| Player                 | MP  | FG    | FT    | (O-T) | A  | TO | BS | S | TP |  |
| McFarland              | 21  | 4-7   | 1-2   | 2-6   | 0  | 1  | 2  | 0 | 9  |  |
| Johnson                | 35  | 6-9   | 7-10  | 3-8   | 0  | 2  | 3  | 1 | 21 |  |
| Teague                 | 34  | 2-9   | 1-2   | 0-4   | 4  | 3  | 2  | 0 | 6  |  |
| Hale                   | 32  | 4-11  | 3-4   | 0-3   | 0  | 1  | 0  | 2 | 15 |  |
| Smith                  | 31  | 6-10  | 1-5   | 0-4   | 6  | 1  | 0  | 0 | 15 |  |
| Clark                  | 16  | 3-5   | 2-4   | 2-4   | 3  | 1  | 0  | 1 | 8  |  |
| Skeen                  | 13  | 0-3   | 1-2   | 0-3   | 1  | 0  | 0  | 0 | 1  |  |
| Weaver                 | 18  | 2-2   | 0-0   | 1-3   | 0  | 1  | 1  | 0 | 5  |  |
| Team                   |     |       |       | 1-3   |    |    |    |   |    |  |
| Totals                 | 200 | 27-56 | 16-29 | 9-38  | 14 | 10 | 8  | 4 | 80 |  |
|                        |     | .482  | .552  |       |    |    |    |   |    |  |

3-Point Field Goals: (UVa)--(4-19/211) Tucker (2-7), Jones (1-2), Baker (1-3), Joseph (0-1), Farrakhan (0-1), Diane (0-2), Singletary (0-3). (WF)--(10-21/476) Hale (4-7), Smith (2-2), Johnson (2-3), Weaver (1-1), Teague (1-4), Clark (0-2), Skeen (0-2).

|               |        |    |    |
|---------------|--------|----|----|
| Virginia      | 27     | 37 | 64 |
| Wake Forest   | 36     | 44 | 80 |
| Attendance -- | 14,179 |    |    |

Virginia suffered its sixth consecutive loss and dropped to 1-8 in the ACC for the first time since 1984-85 with an 80-64 loss to Wake Forest at Joel Coliseum. The loss also marked Virginia's eighth consecutive ACC road loss.

The Cavaliers were led by Sean Singletary's 21 points, his 10th 20-point game of the season. Ryan Pettinella, making his first start in 14 games, produced his first double-double of the season with 12 points and a career-high 11 rebounds.

Wake Forest used a 9-1 run to build an 11-point lead (21-10) midway through the first half. The Demon Deacons led by as many as 13 in the first half before the Cavaliers trimmed the advantage to 36-27 at halftime. In the second half, Virginia used a 7-0 run to close the advantage to 57-54 with 8:19 to play. The Cavaliers trailed by three points (67-64) with four minutes to play, but the Demon Deacons closed the game on a 13-0 run to secure the victory.

The Cavaliers shot 33.3 percent from the floor and 64.0 percent from the line. Wake Forest shot 48.2 percent from the floor and 55.2 percent from the line.

Wake Forest was led by James Johnson, who scored 21 points. Harvey Hale and Ishmael Smith each added 15 points for the Demon Deacons.

*"There's only one result and that's to score more points than the other team. And when that doesn't happen, then it doesn't work. We're giving guys opportunities based on their performance in practice. And that was the decision, based on practice." - Dave Leitao on changing the starting lineup*

## GAME #23 • FEBRUARY 12, 2008

**#5 NORTH CAROLINA** 75  
**AT VIRGINIA** 74

| NORTH CAROLINA (23-2/8-2) |     | REB   |      |       |    |    |    |   |    |  |
|---------------------------|-----|-------|------|-------|----|----|----|---|----|--|
| Player                    | MP  | FG    | FT   | (O-T) | A  | TO | BS | S | TP |  |
| Ginyard                   | 35  | 3-5   | 0-0  | 0-6   | 3  | 2  | 0  | 0 | 7  |  |
| Thompson                  | 25  | 5-11  | 2-2  | 2-6   | 0  | 1  | 1  | 2 | 12 |  |
| Hansbrough                | 35  | 10-15 | 3-5  | 1-7   | 0  | 3  | 2  | 0 | 23 |  |
| Thomas                    | 20  | 2-2   | 0-1  | 0-2   | 3  | 2  | 0  | 0 | 5  |  |
| Ellington                 | 37  | 7-15  | 2-4  | 1-5   | 3  | 4  | 0  | 0 | 19 |  |
| Graves                    | 8   | 0-1   | 0-0  | 1-2   | 0  | 1  | 0  | 0 | 0  |  |
| Green                     | 24  | 4-6   | 0-0  | 2-5   | 3  | 3  | 1  | 0 | 9  |  |
| Stephenson                | 16  | 0-4   | 0-0  | 3-7   | 0  | 1  | 1  | 0 | 0  |  |
| Team                      |     |       |      | 1-3   |    |    |    |   |    |  |
| Totals                    | 200 | 31-59 | 7-12 | 11-43 | 12 | 17 | 5  | 2 | 75 |  |
|                           |     | .525  | .583 |       |    |    |    |   |    |  |

| VIRGINIA (11-12/1-9) |     | REB   |      |       |    |    |    |   |    |  |
|----------------------|-----|-------|------|-------|----|----|----|---|----|--|
| Player               | MP  | FG    | FT   | (O-T) | A  | TO | BS | S | TP |  |
| Tucker               | 18  | 2-7   | 0-0  | 1-2   | 0  | 0  | 0  | 0 | 5  |  |
| Joseph               | 24  | 2-10  | 2-2  | 2-5   | 1  | 1  | 1  | 0 | 8  |  |
| Pettinella           | 22  | 0-4   | 0-0  | 5-6   | 1  | 0  | 0  | 0 | 0  |  |
| Jones                | 19  | 3-6   | 0-0  | 0-2   | 0  | 0  | 0  | 1 | 7  |  |
| Singletary           | 35  | 9-20  | 6-7  | 1-6   | 7  | 4  | 0  | 3 | 27 |  |
| Baker                | 26  | 4-10  | 1-2  | 0-3   | 1  | 0  | 2  | 2 | 10 |  |
| Mikalaukas           | 13  | 2-2   | 0-0  | 1-1   | 0  | 0  | 0  | 0 | 4  |  |
| Diane                | 29  | 4-11  | 0-0  | 3-7   | 2  | 2  | 0  | 0 | 9  |  |
| Scott                | 14  | 2-4   | 0-0  | 1-1   | 0  | 0  | 0  | 2 | 4  |  |
| Team                 |     |       |      | 1-3   |    |    |    |   |    |  |
| Totals               | 200 | 28-74 | 9-11 | 15-36 | 12 | 7  | 3  | 8 | 74 |  |
|                      |     | .378  | .818 |       |    |    |    |   |    |  |

3-Point Field Goals: (UNC)--(6-16/375) Ellington (3-9), Thomas (1-1), Ginyard (1-2), Green (1-3), Graves (0-1). (UVa)--(9-31/290) Singletary (3-8), Joseph (2-6), Jones (1-3), Baker (1-3), Tucker (1-5), Diane (1-6).

|                |        |    |    |
|----------------|--------|----|----|
| North Carolina | 38     | 37 | 75 |
| Virginia       | 31     | 43 | 74 |
| Attendance --  | 13,765 |    |    |

The Cavaliers suffered their seventh consecutive loss and fell to 1-9 in conference play after being edged by fifth-ranked North Carolina 75-74 at John Paul Jones Arena.

Sean Singletary led Virginia with 27 points and seven assists. It was the 11th 20-point game of the season for Singletary and his fifth in ACC play. Calvin Baker came off the bench to score 10 points and had a career-high two blocks.

North Carolina used an early 15-0 run to take a 20-7 lead in the contest. The Cavaliers countered with a 22-8 run of their own to take a 29-28 lead. However, the Tar Heels' 8-0 run to end the first half gave them a 38-31 lead at the break. North Carolina led throughout the second half, by as many as nine points. UNC held a 73-68 lead with a minute to play, but Virginia closed to within two points on Baker's 3-pointer with 52 seconds remaining. Tyler Hansbrough's jumper with 22 seconds to play gave North Carolina a 75-71 lead before Singletary's 3-pointer cut the advantage to one with 8.2 seconds to play. Virginia fouled Wayne Ellington with 2.8 seconds remaining and he missed the front end of a 1-in-1, but neither team could secure the rebound before time expired.

The Cavaliers shot 37.8 percent from the floor and 81.8 percent from the line. North Carolina shot 52.5 percent from the floor and 58.3 percent from the line.

Hansbrough led the Tar Heels with 23 points, 17 of which came in the first half. Ellington scored 19 points and Deon Thompson had 12 points for North Carolina.

*"I think it shows that we can play with any team in the country, no matter who they are. We just have to do it on a more consistent basis and get over that hump." - Sean Singletary*

## GAME #24 • FEBRUARY 17, 2008

**VIRGINIA** 79  
**AT BOSTON COLLEGE** 74

| VIRGINIA (12-12/2-9) |     | REB   |       |       |    |    |    |   |    |  |
|----------------------|-----|-------|-------|-------|----|----|----|---|----|--|
| Player               | MP  | FG    | FT    | (O-T) | A  | TO | BS | S | TP |  |
| Joseph               | 17  | 2-4   | 0-0   | 0-1   | 2  | 0  | 1  | 0 | 5  |  |
| Scott                | 29  | 5-11  | 0-2   | 2-12  | 1  | 1  | 0  | 2 | 11 |  |
| Pettinella           | 9   | 0-0   | 0-0   | 1-2   | 0  | 1  | 0  | 0 | 0  |  |
| Jones                | 21  | 1-7   | 2-2   | 1-2   | 4  | 1  | 1  | 0 | 4  |  |
| Singletary           | 36  | 5-10  | 4-4   | 0-5   | 4  | 1  | 0  | 1 | 16 |  |
| Baker                | 24  | 1-4   | 4-4   | 0-2   | 5  | 3  | 0  | 0 | 7  |  |
| Mikalaukas           | 18  | 6-7   | 1-3   | 1-4   | 0  | 2  | 1  | 0 | 13 |  |
| Tucker               | 11  | 1-1   | 0-0   | 0-1   | 1  | 0  | 0  | 0 | 3  |  |
| Diane                | 35  | 6-12  | 5-6   | 1-4   | 1  | 0  | 0  | 0 | 20 |  |
| Team                 |     |       |       | 2-4   |    |    |    |   |    |  |
| Totals               | 200 | 27-56 | 16-21 | 8-37  | 18 | 11 | 3  | 3 | 79 |  |
|                      |     | .482  | .762  |       |    |    |    |   |    |  |

| BOSTON COLLEGE (13-11/4-7) |     | REB   |       |       |    |    |    |   |    |  |
|----------------------------|-----|-------|-------|-------|----|----|----|---|----|--|
| Player                     | MP  | FG    | FT    | (O-T) | A  | TO | BS | S | TP |  |
| Sanders                    | 26  | 3-9   | 1-2   | 0-5   | 3  | 2  | 1  | 0 | 8  |  |
| Blair                      | 27  | 3-7   | 5-6   | 3-7   | 0  | 1  | 2  | 1 | 11 |  |
| Oates                      | 22  | 0-2   | 0-0   | 0-2   | 2  | 0  | 0  | 0 | 0  |  |
| Rice                       | 40  | 11-24 | 2-2   | 0-4   | 3  | 2  | 1  | 0 | 28 |  |
| Paris                      | 36  | 2-7   | 0-2   | 0-2   | 6  | 2  | 0  | 1 | 5  |  |
| Raji                       | 18  | 3-5   | 1-3   | 3-3   | 4  | 0  | 0  | 1 | 7  |  |
| Spears                     | 24  | 2-3   | 6-8   | 3-4   | 0  | 1  | 0  | 3 | 10 |  |
| Southern                   | 7   | 2-3   | 1-1   | 0-1   | 0  | 2  | 0  | 0 | 5  |  |
| Team                       |     |       |       | 1-4   |    |    |    |   |    |  |
| Totals                     | 200 | 26-60 | 16-24 | 10-32 | 18 | 10 | 4  | 6 | 74 |  |
|                            |     | .433  | .667  |       |    |    |    |   |    |  |

3-Point Field Goals: (UVa)--(9-18/500) Diane (3-5), Singletary (2-3), Tucker (1-1), Scott (1-2), Joseph (1-3), Baker (1-3), Jones (0-1). (BC)--(6-19/316) Rice (4-11), Paris (1-3), Sanders (1-4), Oates (0-1).

|                |       |    |    |
|----------------|-------|----|----|
| Virginia       | 40    | 39 | 79 |
| Boston College | 32    | 42 | 74 |
| Attendance --  | 7,154 |    |    |

Virginia snapped a seven-game losing streak with a 79-74 victory over Boston College at the Conte Forum. Mamadi Diane came off the bench to score 20 points to lead the Cavaliers, who completed a regular season sweep of the Eagles.

Sean Singletary added 16 points points for Virginia and Laurynas Mikalaukas scored a season-high 13 points. Mike Scott posted his second double-double of the season with 11 points and a game-high 12 rebounds.

The Eagles started the game strong, taking a 19-9 lead with 10:45 to play in the first half. Virginia responded with a 16-2 run over the next four minutes to take a 25-21 lead. The Cavaliers extended their lead to as many as 10 points in the first half before taking a 40-32 lead into the break.

In the second half, an 8-0 Boston College run to open play quickly tied the game at 40-40. Virginia answered with a 13-3 run to once again build a double-digit lead at 53-43. A late 10-2 Boston College run was capped by Tyrese Rice's 3-pointer with 1:10 left to bring the Eagles within a point at 71-70. On the following possession, Diane answered with a 3-pointer for Virginia and Calvin Baker sealed the win with a 4-4 performance from the foul line in the final 13 seconds.

For the game, the Cavaliers shot 48.2 percent from the field, including 50.0 percent from three-point range, and 76.2 percent from the free throw line. Boston College shot 43.3 percent from the field and 66.7 percent from the free throw line.

Rice scored 28 points to lead Boston College. Tyrell Blair scored 11 points and Shamari Spears added 10 points for the Eagles.

*"Winning sure feels better than losing. It's been a long time, and hopefully it doesn't end here and we can keep moving forward" - Dave Leitao*



## GAME #25 • FEBRUARY 24, 2008

**NC STATE** **60**  
**AT VIRGINIA** **78**

| NC STATE (15-12/4-9) |     | REB   |       |       |    |    |    |   |    |
|----------------------|-----|-------|-------|-------|----|----|----|---|----|
| Player               | MP  | FG    | FT    | (0-1) | A  | TO | BS | S | TP |
| Grant                | 32  | 2-6   | 0-0   | 0-6   | 1  | 5  | 1  | 0 | 6  |
| McCauley             | 29  | 4-7   | 1-2   | 3-12  | 2  | 5  | 0  | 1 | 9  |
| Hickson              | 21  | 3-8   | 1-3   | 1-5   | 2  | 4  | 1  | 0 | 7  |
| Fells                | 21  | 3-8   | 0-0   | 0-1   | 0  | 2  | 0  | 0 | 8  |
| Gonzalez             | 25  | 0-2   | 0-0   | 1-2   | 3  | 3  | 0  | 1 | 0  |
| Harris               | 4   | 0-0   | 0-0   | 0-0   | 0  | 1  | 0  | 0 | 0  |
| Johnson              | 15  | 0-1   | 3-4   | 0-0   | 0  | 2  | 0  | 0 | 3  |
| Ferguson             | 19  | 3-5   | 2-3   | 0-1   | 0  | 0  | 1  | 0 | 11 |
| Smith                | 4   | 0-1   | 2-2   | 0-1   | 0  | 0  | 0  | 0 | 2  |
| Horner               | 4   | 0-2   | 0-0   | 0-0   | 0  | 0  | 0  | 1 | 0  |
| Costner              | 26  | 4-6   | 4-4   | 0-4   | 2  | 3  | 2  | 0 | 14 |
| Team                 |     |       |       | 2-3   |    |    |    |   |    |
| Totals               | 200 | 19-46 | 13-18 | 7-35  | 10 | 25 | 5  | 3 | 60 |
|                      |     | .413  | .722  |       |    |    |    |   |    |

| VIRGINIA (13-12/3-9) |     | REB   |       |       |    |    |    |    |    |
|----------------------|-----|-------|-------|-------|----|----|----|----|----|
| Player               | MP  | FG    | FT    | (0-1) | A  | TO | BS | S  | TP |
| Joseph               | 18  | 3-6   | 3-4   | 0-4   | 0  | 1  | 0  | 1  | 9  |
| Scott                | 29  | 2-4   | 1-2   | 1-3   | 0  | 1  | 0  | 0  | 5  |
| Pettinella           | 18  | 1-3   | 1-2   | 1-4   | 0  | 0  | 0  | 1  | 3  |
| Jones                | 21  | 4-8   | 1-1   | 0-0   | 1  | 1  | 0  | 1  | 9  |
| Singletary           | 33  | 7-15  | 6-8   | 1-2   | 6  | 3  | 0  | 7  | 21 |
| Baker                | 24  | 5-10  | 3-4   | 1-6   | 1  | 0  | 0  | 2  | 15 |
| Mikalaukas           | 18  | 0-2   | 2-2   | 0-2   | 3  | 1  | 0  | 1  | 2  |
| Tucker               | 10  | 2-3   | 0-0   | 0-1   | 0  | 0  | 0  | 1  | 5  |
| Diane                | 25  | 4-8   | 0-4   | 1-4   | 0  | 2  | 1  | 2  | 9  |
| Meyinsse             | 4   | 0-0   | 0-0   | 1-2   | 0  | 0  | 0  | 0  | 0  |
| Team                 |     |       |       | 2-3   |    |    |    |    |    |
| Totals               | 200 | 28-59 | 17-27 | 8-31  | 11 | 9  | 1  | 16 | 78 |
|                      |     | .475  | .630  |       |    |    |    |    |    |

3-Point Field Goals: (NCSU)--(9-22/.409) Ferguson (3-5), Grant (2-3), Costner (2-3), Fells (2-7), Johnson (0-1), Horner (0-1), Gonzalez (0-2). (UVA)--(5-17/.294) Baker (2-4), Tucker (1-2), Diane (1-2), Singletary (1-4), Scott (0-1), Joseph (0-2), Jones (0-2).

|               |        |    |    |
|---------------|--------|----|----|
| NC State      | 18     | 42 | 60 |
| Virginia      | 38     | 40 | 78 |
| Attendance -- | 13,630 |    |    |

Virginia recorded its second consecutive victory with a 78-60 win over NC State at John Paul Jones Arena. It marked the first time this season the Cavaliers won consecutive ACC games.

Sean Singletary led Virginia with 21 points, seven steals and six assists. His seven steals tied the Virginia single-game record. Calvin Baker added 15 points off the bench for the Cavaliers.

In the first half, the Cavaliers used a strong defensive performance to build a 20-point halftime lead (38-18). Virginia forced 17 first half Wolfpack turnovers, 11 coming on UVA steals. NC State's 18 first half points are the fewest scored in a half in JPJA history. The Cavaliers' ended the half on a 21-5 run.

Virginia continued its strong play after the break, extending its lead to 50-23. The Wolfpack made several runs in the second half, but never got closer than 12 points.

The Cavaliers shot 47.5 percent from the floor and 63.0 percent from the line. The Wolfpack shot 41.3 percent from the floor and 72.2 percent from the line. Virginia had a season-high 16 steals and forced a season-high 25 turnovers.

NC State was led by Brandon Costner, who scored 14 points off the bench. Trevor Ferguson added 11 points for the Wolfpack.

*"At the very least for this year, if not for the previous two, for the first 20 minutes that was as good a defensive display against very talented players as we've had. To give up 18 points and to get that many steals and turnovers was pleasing. We did a really good job of being in the right position without getting caught and having to foul." - Dave Leitao*

## GAME #26 • MARCH 1, 2008

**VIRGINIA** **93**  
**AT MIAMI** **95**

| VIRGINIA (13-13/3-10) |     | REB   |       |       |    |    |    |   |    |
|-----------------------|-----|-------|-------|-------|----|----|----|---|----|
| Player                | MP  | FG    | FT    | (0-1) | A  | TO | BS | S | TP |
| Joseph                | 13  | 0-5   | 0-0   | 0-1   | 0  | 0  | 0  | 0 | 0  |
| Scott                 | 27  | 3-6   | 0-0   | 1-6   | 2  | 0  | 0  | 0 | 6  |
| Pettinella            | 8   | 1-1   | 0-0   | 0-1   | 0  | 0  | 0  | 0 | 2  |
| Jones                 | 8   | 0-1   | 0-0   | 1-1   | 0  | 2  | 0  | 0 | 0  |
| Singletary            | 36  | 12-25 | 13-14 | 0-9   | 3  | 0  | 0  | 1 | 41 |
| Baker                 | 21  | 0-3   | 5-6   | 0-0   | 1  | 1  | 0  | 0 | 5  |
| Mikalaukas            | 20  | 7-10  | 2-2   | 9-13  | 0  | 3  | 0  | 1 | 16 |
| Tucker                | 20  | 4-6   | 3-4   | 3-3   | 2  | 0  | 0  | 0 | 14 |
| Diane                 | 27  | 0-2   | 1-2   | 0-1   | 1  | 1  | 1  | 0 | 1  |
| Tat                   | 16  | 2-4   | 2-2   | 0-3   | 1  | 0  | 0  | 0 | 6  |
| Meyinsse              | 4   | 1-1   | 0-0   | 0-0   | 0  | 0  | 0  | 0 | 2  |
| Team                  |     |       |       | 0-1   |    |    |    |   |    |
| Totals                | 200 | 30-64 | 26-30 | 14-39 | 10 | 7  | 1  | 2 | 93 |
|                       |     | .469  | .867  |       |    |    |    |   |    |

| MIAMI (20-8/7-7) |     | REB   |       |       |    |    |    |   |    |
|------------------|-----|-------|-------|-------|----|----|----|---|----|
| Player           | MP  | FG    | FT    | (0-1) | A  | TO | BS | S | TP |
| Collins          | 21  | 4-7   | 0-1   | 1-7   | 1  | 1  | 2  | 0 | 8  |
| King             | 27  | 2-6   | 0-0   | 3-8   | 4  | 0  | 2  | 0 | 4  |
| Hurdle           | 13  | 3-5   | 2-2   | 0-3   | 3  | 1  | 0  | 0 | 10 |
| Dews             | 24  | 3-6   | 2-2   | 0-2   | 1  | 1  | 0  | 1 | 9  |
| McClinton        | 36  | 11-18 | 5-7   | 0-3   | 3  | 2  | 0  | 0 | 34 |
| Graham           | 20  | 7-10  | 5-9   | 2-3   | 1  | 0  | 1  | 2 | 19 |
| Rios             | 25  | 2-4   | 3-4   | 0-1   | 8  | 1  | 0  | 0 | 8  |
| Asbury           | 24  | 1-5   | 1-2   | 0-1   | 0  | 0  | 1  | 0 | 3  |
| Hicks            | 10  | 0-0   | 0-0   | 1-1   | 0  | 0  | 0  | 0 | 0  |
| Team             |     |       |       | 2-3   |    |    |    |   |    |
| Totals           | 200 | 33-61 | 18-27 | 9-32  | 21 | 6  | 6  | 3 | 95 |
|                  |     | .541  | .667  |       |    |    |    |   |    |

3-Point Field Goals: (UVA)--(7-19/.368) Singletary (4-8), Tucker (3-4), Diane (0-1), Tat (0-1), Baker (0-2), Joseph (0-3). (MIAMI)--(11-23/.478) McClinton (7-12), Hurdle (2-3), Dews (1-3), Rios (1-3), Asbury (0-2).

|               |       |    |    |
|---------------|-------|----|----|
| Virginia      | 39    | 54 | 93 |
| Miami         | 35    | 60 | 95 |
| Attendance -- | 6,128 |    |    |

Virginia had its two-game winning streak snapped with a 95-93 loss to Miami at the BankUnited Center. Sean Singletary scored a career-high 41 points, but it wasn't enough as the Cavaliers fell to 13-13 and 3-10 in the ACC.

Singletary's 41 points were the most by a Cavalier since Donald Hand scored 41 points against NC State in 1999. He was 12-25 from the floor, including 4-8 from 3-point range, and 13-14 from the free throw line.

Laurynas Mikalaukas had a double-double, setting career highs with 16 points and 13 rebounds. Jamil Tucker added a career-high 14 points.

Virginia took a 39-35 lead into halftime after Tucker scored 10 of his 13 first half points in the final 4:04 of the half to give the Cavaliers the lead. Miami opened the second half strong and took the largest lead of the game, 72-57, at the midway point of the second half. The Hurricanes' lead was 10 points, 91-81, with 1:46 remaining when the Cavaliers went on a 9-0 run to close to within one point. Lance Hurdle made a 3-pointer with 9.2 seconds left to give Miami a 94-90 lead. Singletary made a layup to cut the lead to two and when Jack McClinton made one of two free throws for Miami, Virginia had the ball down 95-92 with 3.3 seconds remaining. Singletary was fouled with 0.9 seconds left and made the first free throw. He intentionally missed the second, but the Cavaliers couldn't get a put back opportunity to tie the game.

The Cavaliers shot 46.9 percent from the floor and 86.7 percent from the line. Miami shot 54.1 percent from the floor and 66.7 percent from the line.

McClinton led Miami with 34 points and Jimmy Graham had 19 points. Hurdle added 10 points for the Hurricanes.

*"Over the course of 40 minutes, you have a game that is dictated by certain things. We started off the game sluggish defensively and it took us a little while to pick it up. We didn't get as many deflections or support that we had been getting recently. Psychologically and structurally on defense we played catch up basketball from there, and you just can't do that against a good team in their gym." - Dave Leitao*

## GAME #27 • MARCH 3, 2008

**VIRGINIA** **76**  
**AT GEORGIA TECH** **74**

| VIRGINIA (14-13/4-10) |     | REB   |       |       |    |    |    |   |    |
|-----------------------|-----|-------|-------|-------|----|----|----|---|----|
| Player                | MP  | FG    | FT    | (0-1) | A  | TO | BS | S | TP |
| Joseph                | 16  | 2-8   | 0-0   | 1-4   | 0  | 0  | 0  | 0 | 5  |
| Scott                 | 20  | 3-5   | 3-5   | 3-4   | 0  | 1  | 0  | 0 | 9  |
| Pettinella            | 12  | 0-2   | 0-0   | 1-1   | 1  | 1  | 0  | 0 | 0  |
| Jones                 | 14  | 1-5   | 2-2   | 1-2   | 1  | 0  | 0  | 0 | 4  |
| Singletary            | 33  | 5-13  | 6-6   | 0-1   | 6  | 3  | 0  | 3 | 17 |
| Baker                 | 26  | 4-9   | 0-0   | 2-7   | 4  | 2  | 0  | 4 | 10 |
| Mikalaukas            | 19  | 5-8   | 5-8   | 5-7   | 0  | 1  | 0  | 1 | 15 |
| Tucker                | 19  | 0-5   | 2-2   | 0-4   | 0  | 1  | 0  | 0 | 2  |
| Diane                 | 27  | 4-9   | 2-4   | 4-6   | 0  | 5  | 1  | 0 | 10 |
| Tat                   | 7   | 1-2   | 2-2   | 0-3   | 1  | 0  | 0  | 0 | 4  |
| Meyinsse              | 7   | 0-0   | 0-0   | 0-2   | 0  | 0  | 0  | 0 | 0  |
| Team                  |     |       |       | 3-5   |    |    |    |   |    |
| Totals                | 200 | 25-66 | 22-29 | 20-46 | 13 | 14 | 1  | 8 | 76 |
|                       |     | .379  | .759  |       |    |    |    |   |    |

| GEORGIA TECH (12-16/5-9) |     | REB   |       |       |    |    |    |   |    |
|--------------------------|-----|-------|-------|-------|----|----|----|---|----|
| Player                   | MP  | FG    | FT    | (0-1) | A  | TO | BS | S | TP |
| Morrow                   | 35  | 4-15  | 4-4   | 1-4   | 4  | 0  | 2  | 2 | 13 |
| Smith                    | 22  | 3-6   | 1-1   | 2-6   | 0  | 1  | 0  | 1 | 7  |
| Lawal                    | 17  | 1-1   | 3-4   | 1-3   | 0  | 3  | 2  | 0 | 5  |
| Miller                   | 34  | 2-8   | 2-4   | 2-3   | 6  | 2  | 0  | 1 | 7  |
| Bell                     | 23  | 3-9   | 2-2   | 0-1   | 1  | 0  | 0  | 0 | 9  |
| Clinch                   | 16  | 2-7   | 0-0   | 1-1   | 1  | 1  | 0  | 1 | 4  |
| Storrs                   | 12  | 0-2   | 0-2   | 0-2   | 1  | 1  | 0  | 0 | 0  |
| Peacock                  | 26  | 9-12  | 4-4   | 3-7   | 4  | 1  | 1  | 0 | 23 |
| Aminu                    | 15  | 3-4   | 0-2   | 2-6   | 0  | 3  | 2  | 0 | 6  |
| Team                     |     |       |       | 1-3   |    |    |    |   |    |
| Totals                   | 200 | 27-64 | 16-23 | 13-36 | 17 | 13 | 7  | 5 | 74 |
|                          |     | .422  | .696  |       |    |    |    |   |    |

3-Point Field Goals: (UVA)--(4-19/.211) Baker (2-5), Joseph (1-4), Singletary (1-5), Jones (0-1), Tucker (0-2), Diane (0-2). (GT)--(4-20/.200) Bell (1-2), Peacock (1-2), Miller (1-5), Morrow (1-6), Aminu (0-1), Clinch (0-2), Storrs (0-2).

|               |       |    |    |
|---------------|-------|----|----|
| Virginia      | 38    | 38 | 76 |
| Georgia Tech  | 42    | 32 | 74 |
| Attendance -- | 9,191 |    |    |

Calvin Baker made a go-ahead three-pointer with 4.2 seconds to play to lift Virginia to a 76-74 win at Georgia Tech at the Alexander Memorial Coliseum. The game was a make-up contest after a leak in the roof caused a postponement on the originally scheduled date, Feb. 21.

Sean Singletary led Virginia with 17 points and six assists. Laurynas Mikalaukas had 15 points and seven rebounds. Baker finished with 10 points and a career-high four steals and Mamadi Diane added 10 points.

The game was close throughout, with neither team leading by more than seven points. There were 14 lead changes and six ties during the course of the game.

Georgia Tech led by three points, 72-69, with one minute to play. Singletary was fouled with 58 seconds remaining and made both free throws to cut the lead to 72-71. On the ensuing Yellow Jacket possession, Singletary stole a pass and drove the length of the floor. His layup missed, but Baker followed with a tip-in to give Virginia a 73-72 lead with 29.1 seconds remaining. Georgia Tech answered as Jeremis Smith scored with 10 seconds left and the Yellow Jackets retook the lead 74-73. The Cavaliers immediately inbounded the ball and Singletary drove the length of the court. As he drove into the paint, the Georgia Tech defense collapsed on him and he found Baker open for the game-winning shot from in front of the Cavalier bench.

For the game, the Cavaliers shot 37.9 percent from the field and 75.9 percent from the free throw line. Georgia Tech shot 42.2 percent from the field and 69.6 percent from the free throw line.

Zack Peacock scored a career-high 23 points to lead the Yellow Jackets and Anthony Morrow added 13 points.

*"We've been here, done that a few too many times and come up short. At some point you have to, in your mind, say to heck with this, it's not going to happen anymore. I could see that, when we came out of the (final media) timeout, they did that mentally because their defensive rotations, executions and just body language was much better." - Dave Leitao*

**GAME #28 • MARCH 5, 2008**
**#6 DUKE** **86**  
**AT VIRGINIA** **70**

| DUKE (26-3/13-2) |     | FG    |      | FT    |    | REB |    | A |    | TO |  | BS |  | S |  | TP |  |
|------------------|-----|-------|------|-------|----|-----|----|---|----|----|--|----|--|---|--|----|--|
| Player           | MP  | FG    | FT   | (0-1) | A  | TO  | BS | S | TP |    |  |    |  |   |  |    |  |
| Singler          | 32  | 8-21  | 0-0  | 3-8   | 0  | 2   | 0  | 0 | 18 |    |  |    |  |   |  |    |  |
| Thomas           | 16  | 0-1   | 1-2  | 0-2   | 1  | 1   | 0  | 0 | 1  |    |  |    |  |   |  |    |  |
| Paulus           | 33  | 5-10  | 0-0  | 0-2   | 3  | 1   | 0  | 1 | 14 |    |  |    |  |   |  |    |  |
| Henderson        | 28  | 8-13  | 2-2  | 3-7   | 4  | 2   | 0  | 1 | 19 |    |  |    |  |   |  |    |  |
| Nelson           | 29  | 6-10  | 2-5  | 1-4   | 4  | 2   | 0  | 1 | 16 |    |  |    |  |   |  |    |  |
| Smith            | 11  | 2-2   | 0-0  | 0-1   | 0  | 0   | 0  | 0 | 6  |    |  |    |  |   |  |    |  |
| McClure          | 5   | 0-0   | 0-0  | 0-1   | 0  | 0   | 0  | 0 | 0  |    |  |    |  |   |  |    |  |
| King             | 4   | 0-1   | 0-0  | 0-0   | 0  | 0   | 0  | 0 | 0  |    |  |    |  |   |  |    |  |
| Scheyer          | 29  | 3-6   | 3-3  | 2-2   | 4  | 1   | 0  | 1 | 10 |    |  |    |  |   |  |    |  |
| Zoubek           | 13  | 1-1   | 0-2  | 1-4   | 1  | 2   | 1  | 0 | 2  |    |  |    |  |   |  |    |  |
| Team             |     |       |      | 1-4   |    |     |    |   |    |    |  |    |  |   |  |    |  |
| Totals           | 200 | 33-65 | 8-14 | 11-35 | 17 | 11  | 1  | 4 | 86 |    |  |    |  |   |  |    |  |
|                  |     | .508  | .571 |       |    |     |    |   |    |    |  |    |  |   |  |    |  |

| VIRGINIA (14-14/4-11) |     | FG    |       | FT    |    | REB |    | A |    | TO |  | BS |  | S |  | TP |  |
|-----------------------|-----|-------|-------|-------|----|-----|----|---|----|----|--|----|--|---|--|----|--|
| Player                | MP  | FG    | FT    | (0-1) | A  | TO  | BS | S | TP |    |  |    |  |   |  |    |  |
| Joseph                | 14  | 1-4   | 0-0   | 0-2   | 0  | 0   | 0  | 0 | 3  |    |  |    |  |   |  |    |  |
| Scott                 | 22  | 1-3   | 0-0   | 1-3   | 1  | 1   | 3  | 1 | 2  |    |  |    |  |   |  |    |  |
| Pettinella            | 12  | 0-0   | 0-0   | 0-3   | 1  | 1   | 0  | 0 | 0  |    |  |    |  |   |  |    |  |
| Jones                 | 17  | 1-5   | 1-2   | 1-4   | 0  | 0   | 0  | 0 | 3  |    |  |    |  |   |  |    |  |
| Singletary            | 35  | 6-16  | 5-6   | 0-1   | 7  | 5   | 0  | 0 | 18 |    |  |    |  |   |  |    |  |
| Baker                 | 31  | 7-15  | 0-0   | 0-1   | 4  | 5   | 0  | 0 | 15 |    |  |    |  |   |  |    |  |
| Mikalaukas            | 19  | 4-7   | 2-3   | 2-4   | 0  | 0   | 0  | 0 | 10 |    |  |    |  |   |  |    |  |
| Tucker                | 21  | 2-2   | 0-0   | 1-8   | 0  | 1   | 0  | 1 | 5  |    |  |    |  |   |  |    |  |
| Diane                 | 23  | 4-5   | 2-2   | 2-2   | 0  | 1   | 1  | 1 | 12 |    |  |    |  |   |  |    |  |
| Tat                   | 6   | 1-1   | 0-0   | 0-2   | 0  | 0   | 0  | 0 | 2  |    |  |    |  |   |  |    |  |
| Team                  |     |       |       | 1-2   |    |     |    |   |    |    |  |    |  |   |  |    |  |
| Totals                | 200 | 27-58 | 10-13 | 8-32  | 13 | 14  | 4  | 3 | 70 |    |  |    |  |   |  |    |  |
|                       |     | .466  | .769  |       |    |     |    |   |    |    |  |    |  |   |  |    |  |

3-Point Field Goals: (Duke)--(12-27/.444) Paulus (4-7), Smith (2-2), Nelson (2-3), Singler (2-9), Henderson (1-2), Scheyer (1-3), King (0-1). (UVA)--(6-18/.333) Diane (2-3), Tucker (1-1), Joseph (1-3), Baker (1-3), Singletary (1-7), Jones (0-1).

|          |    |    |    |
|----------|----|----|----|
| Duke     | 43 | 43 | 86 |
| Virginia | 31 | 39 | 70 |

Attendance -- 14,273

Virginia fell to 14-14 overall and 4-11 in the ACC with a 86-70 loss to No. 6 Duke at John Paul Jones Arena.

Sean Singletary led Virginia with 18 points and seven assists. Calvin Baker scored 15 points, Mamadi Diane scored 12 points, and Laurynas Mikalaukas added 10 points for the Cavaliers.

The game was close for most of the first half. Virginia led 29-28 with 6:45 remaining before halftime, but the Blue Devils went on a 15-0 run to lift them to a 43-31 lead at the break.

Duke increased its lead in the second half to 19 points (66-47) before a 10-0 run got the Cavaliers back within single-digits at 66-57. Nine points was as close as Virginia got in the second half as Duke closed out the 86-70 win.

The Cavaliers shot 46.6 percent from the floor and 76.9 percent from the line. The Blue Devils shot 50.8 percent from the floor and 57.1 percent from the line.

Duke was led by Gerald Henderson's 19 points. Kyle Singler scored 18 points, DeMarcus Nelson had 16 points, Greg Paulus scored 14 points, and Jon Scheyer added 10 points for Duke.

*"We played with good energy for the most part, but we didn't always make the smartest plays at times. We never could get over that hump, kind of like it's been all year when we make a run and we don't have the energy to get over that last hump." - Sean Singletary*

**GAME #29 • MARCH 9, 2008**
**MARYLAND** **76**  
**AT VIRGINIA** **91**

| MARYLAND (18-13/8-8) |     | FG    |      | FT    |    | REB |    | A |    | TO |  | BS |  | S |  | TP |  |
|----------------------|-----|-------|------|-------|----|-----|----|---|----|----|--|----|--|---|--|----|--|
| Player               | MP  | FG    | FT   | (0-1) | A  | TO  | BS | S | TP |    |  |    |  |   |  |    |  |
| Milbourne            | 24  | 6-9   | 0-1  | 0-2   | 0  | 1   | 0  | 0 | 12 |    |  |    |  |   |  |    |  |
| Gist                 | 30  | 3-13  | 0-0  | 1-8   | 1  | 3   | 1  | 1 | 6  |    |  |    |  |   |  |    |  |
| Osby                 | 26  | 6-8   | 2-4  | 1-5   | 1  | 3   | 0  | 0 | 14 |    |  |    |  |   |  |    |  |
| Hayes                | 22  | 1-3   | 0-0  | 1-1   | 1  | 0   | 0  | 1 | 3  |    |  |    |  |   |  |    |  |
| Vasquez              | 37  | 7-18  | 0-0  | 2-4   | 9  | 3   | 0  | 1 | 16 |    |  |    |  |   |  |    |  |
| Bowie                | 20  | 6-8   | 0-0  | 2-3   | 1  | 1   | 0  | 1 | 15 |    |  |    |  |   |  |    |  |
| Tucker               | 17  | 1-3   | 1-2  | 0-1   | 4  | 1   | 0  | 0 | 3  |    |  |    |  |   |  |    |  |
| Burney               | 13  | 2-4   | 0-0  | 0-4   | 0  | 1   | 0  | 0 | 4  |    |  |    |  |   |  |    |  |
| Neal                 | 11  | 1-1   | 0-0  | 0-1   | 0  | 1   | 0  | 0 | 3  |    |  |    |  |   |  |    |  |
| Team                 |     |       |      | 3-4   |    |     |    |   |    |    |  |    |  |   |  |    |  |
| Totals               | 200 | 33-67 | 3-7  | 10-33 | 17 | 14  | 1  | 4 | 76 |    |  |    |  |   |  |    |  |
|                      |     | .493  | .429 |       |    |     |    |   |    |    |  |    |  |   |  |    |  |

| VIRGINIA (15-14/5-11) |     | FG    |       | FT    |    | REB |    | A |    | TO |  | BS |  | S |  | TP |  |
|-----------------------|-----|-------|-------|-------|----|-----|----|---|----|----|--|----|--|---|--|----|--|
| Player                | MP  | FG    | FT    | (0-1) | A  | TO  | BS | S | TP |    |  |    |  |   |  |    |  |
| Joseph                | 22  | 4-9   | 4-6   | 3-6   | 0  | 0   | 0  | 1 | 13 |    |  |    |  |   |  |    |  |
| Scott                 | 14  | 2-6   | 0-1   | 1-3   | 0  | 0   | 0  | 0 | 4  |    |  |    |  |   |  |    |  |
| Pettinella            | 7   | 0-0   | 0-0   | 0-0   | 0  | 0   | 2  | 0 | 0  |    |  |    |  |   |  |    |  |
| Jones                 | 10  | 0-1   | 0-0   | 0-0   | 0  | 1   | 0  | 1 | 0  |    |  |    |  |   |  |    |  |
| Singletary            | 38  | 8-15  | 9-9   | 0-6   | 8  | 4   | 0  | 1 | 27 |    |  |    |  |   |  |    |  |
| Baker                 | 28  | 4-7   | 2-2   | 1-5   | 1  | 2   | 1  | 1 | 11 |    |  |    |  |   |  |    |  |
| Mikalaukas            | 30  | 4-6   | 3-4   | 3-4   | 3  | 2   | 0  | 0 | 11 |    |  |    |  |   |  |    |  |
| Tucker                | 26  | 5-8   | 1-3   | 1-6   | 1  | 1   | 0  | 0 | 13 |    |  |    |  |   |  |    |  |
| Diane                 | 22  | 4-10  | 3-3   | 2-5   | 1  | 1   | 1  | 1 | 12 |    |  |    |  |   |  |    |  |
| Meyinsse              | 3   | 0-0   | 0-0   | 0-1   | 0  | 0   | 0  | 0 | 0  |    |  |    |  |   |  |    |  |
| Team                  |     |       |       | 0-1   |    |     |    |   |    |    |  |    |  |   |  |    |  |
| Totals                | 200 | 31-62 | 22-28 | 11-37 | 14 | 11  | 4  | 5 | 91 |    |  |    |  |   |  |    |  |
|                       |     | .500  | .786  |       |    |     |    |   |    |    |  |    |  |   |  |    |  |

3-Point Field Goals: (Md)--(7-21/.333) Bowie (3-4), Vasquez (2-8), Neal (1-1), Hayes (1-3), Tucker (0-1), Milbourne (0-2), Gist (0-2). (UVA)--(7-16/.438) Tucker (2-3), Singletary (2-4), Baker (1-2), Diane (1-2), Joseph (1-4), Scott (0-1).

|          |    |    |    |
|----------|----|----|----|
| Maryland | 37 | 39 | 76 |
| Virginia | 36 | 55 | 91 |

Attendance -- 14,154

Virginia concluded its 2007-08 regular season with a 91-76 victory over Maryland at John Paul Jones Arena. On senior night for the Cavaliers, Virginia was led by its senior co-captains, Sean Singletary and Adrian Joseph. Singletary had 27 points, eight assists and six rebounds, recording his 2,000th career point in the process. Joseph scored 13 points.

Singletary and Joseph were two of the six Cavaliers to score in double figures, the most Virginia has had in a game since the 2001-02 season. Jamil Tucker (13), Mamadi Diane (12), Calvin Baker (11), and Laurynas Mikalaukas (11) all scored in double figures off the bench.

The game remained close throughout the first half, with Maryland taking a 37-36 advantage to halftime. In the second half, the Virginia offense exploded for 55 points, the most in a half for the Cavaliers this season. The Terrapins were within three points (67-64) with 7:00 to play, but the Cavaliers ended the game on a 24-12 run to pull away for the victory.

The Cavaliers shot 50.0 percent from the floor and 78.6 percent from the line. Maryland shot 49.3 percent from the floor and 42.9 percent from the line.

Maryland was led by Greivis Vasquez, who had 16 points and nine assists. Adrian Bowie had 15 points, Bambale Osby had 14 points, and Landon Milbourne added 12 points for the Terrapins.

*"In that second half, he was a one-man wrecking crew - half-court, full-court, offense, defense, he did it all. It's a great way [to end his career] for all of us, and I hope we're zeroed in because I'm not so sure in our lifetime that we'll see a guy perform night in and night out the way he has over four years." - Dave Leitao (on Sean Singletary)*

**GAME #30 • MARCH 13, 2008 - ACC 1st Round**
**VIRGINIA** **76**  
**vs. GEORGIA TECH** **94**

| VIRGINIA (15-15) |     | FG    |       | FT    |    | REB |    | A |    | TO |  | BS |  | S |  | TP |  |
|------------------|-----|-------|-------|-------|----|-----|----|---|----|----|--|----|--|---|--|----|--|
| Player           | MP  | FG    | FT    | (0-1) | A  | TO  | BS | S | TP |    |  |    |  |   |  |    |  |
| Joseph           | 7   | 1-2   | 0-0   | 0-0   | 0  | 1   | 0  | 0 | 3  |    |  |    |  |   |  |    |  |
| Scott            | 20  | 3-5   | 2-4   | 0-3   | 1  | 2   | 0  | 0 | 10 |    |  |    |  |   |  |    |  |
| Pettinella       | 18  | 3-3   | 1-3   | 2-4   | 0  | 0   | 0  | 1 | 7  |    |  |    |  |   |  |    |  |
| Jones            | 22  | 2-8   | 2-3   | 2-3   | 0  | 0   | 0  | 0 | 7  |    |  |    |  |   |  |    |  |
| Singletary       | 33  | 4-14  | 11-13 | 1-5   | 10 | 6   | 0  | 3 | 20 |    |  |    |  |   |  |    |  |
| Farrakhan        | 1   | 0-1   | 0-0   | 0-0   | 0  | 0   | 0  | 0 | 0  |    |  |    |  |   |  |    |  |
| Baker            | 21  | 0-5   | 0-0   | 0-1   | 4  | 1   | 1  | 1 | 0  |    |  |    |  |   |  |    |  |
| Mikalaukas       | 26  | 2-4   | 4-4   | 2-2   | 0  | 1   | 0  | 0 | 8  |    |  |    |  |   |  |    |  |
| Tucker           | 12  | 1-4   | 1-2   | 0-4   | 0  | 1   | 2  | 0 | 3  |    |  |    |  |   |  |    |  |
| Diane            | 33  | 7-13  | 0-0   | 1-3   | 0  | 3   | 0  | 2 | 18 |    |  |    |  |   |  |    |  |
| Tat              | 2   | 0-0   | 0-0   | 0-0   | 0  | 0   | 0  | 0 | 0  |    |  |    |  |   |  |    |  |
| Meyinsse         | 5   | 0-1   | 0-0   | 1-1   | 0  | 0   | 0  | 0 | 0  |    |  |    |  |   |  |    |  |
| Team             |     |       |       | 6-6   |    |     |    |   |    |    |  |    |  |   |  |    |  |
| Totals           | 200 | 23-60 | 21-29 | 15-32 | 15 | 16  | 3  | 7 | 76 |    |  |    |  |   |  |    |  |
|                  |     | .383  | .724  |       |    |     |    |   |    |    |  |    |  |   |  |    |  |

| GEORGIA TECH (15-16) |     | FG    |       | FT    |    | REB |    | A |    | TO |  | BS |  | S |  | TP |  |
|----------------------|-----|-------|-------|-------|----|-----|----|---|----|----|--|----|--|---|--|----|--|
| Player               | MP  | FG    | FT    | (0-1) | A  | TO  | BS | S | TP |    |  |    |  |   |  |    |  |
| Morrow               | 31  | 6-10  | 0-0   | 2-7   | 1  | 2   | 0  | 1 | 18 |    |  |    |  |   |  |    |  |
| Smith                | 31  | 5-7   | 8-9   | 1-5   | 6  | 2   | 1  | 2 | 18 |    |  |    |  |   |  |    |  |
| Lawal                | 12  | 1-4   | 0-0   | 0-0   | 0  | 1   | 0  | 1 | 2  |    |  |    |  |   |  |    |  |
| Miller               | 23  | 5-6   | 0-0   | 3-4   | 2  | 1   | 1  | 1 | 14 |    |  |    |  |   |  |    |  |
| Bell                 | 23  | 4-7   | 0-0   | 2-3   | 2  | 3   | 1  | 1 | 9  |    |  |    |  |   |  |    |  |
| Clinch               | 23  | 3-11  | 0-0   | 1-5   | 2  | 0   | 0  | 0 | 8  |    |  |    |  |   |  |    |  |
| Causey               | 18  | 0-1   | 0-0   | 1-3   | 5  | 3   | 0  | 0 | 0  |    |  |    |  |   |  |    |  |
| Storrs               | 2   | 0-0   | 0-0   | 0-0   | 0  | 0   | 0  | 0 | 0  |    |  |    |  |   |  |    |  |
| Sheehan              | 1   | 0-0   | 0-0   | 0-1   | 0  | 0   | 0  | 0 | 0  |    |  |    |  |   |  |    |  |
| Peacock              | 20  | 5-7   | 4-5   | 1-2   | 2  | 4   | 0  | 0 | 14 |    |  |    |  |   |  |    |  |
| Aminu                | 16  | 4-4   | 3-4   | 2-5   | 0  | 0   | 3  | 0 | 11 |    |  |    |  |   |  |    |  |
| Team                 |     |       |       | 0-3   |    |     |    |   |    |    |  |    |  |   |  |    |  |
| Totals               | 200 | 33-57 | 15-18 | 10-37 | 22 | 17  | 6  | 6 | 94 |    |  |    |  |   |  |    |  |
|                      |     | .579  | .833  |       |    |     |    |   |    |    |  |    |  |   |  |    |  |

3-Point Field Goals: (UVA)--(9-23/.391) Diane (4-6), Scott (2-2), Joseph (1-2), Singletary (1-3), Jones (1-4), Baker (0-3), Tucker (0-3). (GT)--(13-24/.542) Morrow (6-9), Miller (4-5), Clinch (2-7), Bell (1-2), Causey (0-1).

|              |    |    |    |
|--------------|----|----|----|
| Virginia     | 42 | 34 | 76 |
| Georgia Tech | 44 | 50 | 94 |

Attendance -- 20,035

Tenth seeded Virginia suffered its first loss in the first round of the ACC Tournament since 1999 with a 94-76 loss to No. 7 seed Georgia Tech at the Charlotte Bobcats Arena.

Sean Singletary led Virginia with 20 points and 10 assists, tying his career high. It was Singletary's fourth double-double of the season, and the third that came from points and assists. Singletary also led the Cavaliers with five rebounds and three steals. Mamadi Diane added 18 points off the bench and Mike Scott scored 10 points for the Cavaliers.

Both teams shot well in the first half, with Georgia Tech taking a 44-42 lead into halftime. The teams combined for 30-61 from the floor and 14-29 from behind the arc in the first half as the lead changed 14 times. In the second half, the Cavaliers took a 56-51 lead with 14:26 remaining, but the Yellow Jackets followed with a 16-4 run to take a lead they never relinquished.

For the game, the Cavaliers shot 38.3 percent from the field and 72.4 percent from the free throw line. Georgia Tech shot 57.9 percent from the field and 83.3 percent from the free throw line.

Anthony Morrow led Georgia Tech with 18 points on 6-9 shooting from 3-point range. Jeremis Smith also scored 18 points, while Maurice Miller and Zack Peacock each had 14 points. Alade Aminu added 11 points for the Yellow Jackets.

*"Every team in America is only promised one game this week. Georgia Tech did a really good job being the aggressor tonight, starting in the first few minutes of the game. They were in attack mode offensively. We gave up 24 points in about eight minutes and we were playing uphill from there mentally." - Dave Leitao*





# CALVIN BAKER

# #4

Sophomore • Guard • 6-2 • 186 • Newport News, Va. • Woodside H.S. • William & Mary

### 2007-08 SEASON:

- Second on the team in assists, steals and three-point field goal percentage (among those players making at least 10 three-point field goals)
- Played in 2007-08 after transferring from William & Mary and sitting out games in 2006-07
- Started eight games
- Shot 78.6 percent (22-28) from the free throw line in the last 15 games
- Scored in double figures in 15 games
- Had 15 points and four assists vs. Duke (3/5)
- Had 10 points (making the game-winning 3-pointer with 4.2 seconds left), seven rebounds and a career-high four steals at Georgia Tech (3/3)
- Had 15 points and six rebounds vs. NC State (2/24)
- Made four free throws in the last 13 seconds in victory at Boston College (2/17)
- Had 10 points, three rebounds, and a career-high two blocks vs. North Carolina (2/12)
- Scored a UVa career high 17 points at Maryland (1/30)
- Had 16 points vs. Georgia Tech (1/27)
- Had 15 points (5-7 FG, 3-4 3FG) vs. Boston College (1/19)
- Made first start of the season at Duke (1/13) and scored 13 points
- Had a UVa high six assists vs. Elon (12/22), which tied his career high at W&M
- Had 16 points (6-6 FG, 4-4 3FG) vs. Northwestern (11/27)
- Had 11 points and tied a career-high (including W&M) with eight rebounds vs. Howard

### 2007-08 GAME-BY GAME:

| Opponent         | GP-GS | FG-FGA | 3FG-3FGA | FT-FTA | Off-Def | Total | A | TO | Blk | Stl | PF | Min | Pts |
|------------------|-------|--------|----------|--------|---------|-------|---|----|-----|-----|----|-----|-----|
| Vermont          | 1-0   | 4-6    | 1-1      | 2-4    | 0-1     | 1     | 0 | 0  | 0   | 1   | 2  | 14  | 11  |
| Howard           | 2-0   | 4-8    | 3-5      | 0-0    | 2-6     | 8     | 5 | 0  | 0   | 0   | 0  | 17  | 11  |
| at Arizona       | 3-0   | 2-3    | 1-1      | 0-0    | 0-0     | 0     | 4 | 2  | 0   | 0   | 2  | 20  | 5   |
| Drexel           | 4-0   | 5-9    | 1-3      | 0-0    | 0-1     | 1     | 1 | 1  | 0   | 1   | 0  | 26  | 11  |
| at Penn          | 5-0   | 2-5    | 1-3      | 1-2    | 0-1     | 1     | 5 | 2  | 0   | 0   | 1  | 20  | 6   |
| vs. Seton Hall   | 6-0   | 4-12   | 1-6      | 0-0    | 1-2     | 3     | 1 | 3  | 0   | 0   | 4  | 27  | 9   |
| Northwestern     | 7-0   | 6-6    | 4-4      | 0-0    | 0-2     | 2     | 1 | 1  | 0   | 0   | 3  | 16  | 16  |
| Syracuse         | 8-0   | 3-10   | 2-7      | 0-0    | 0-1     | 1     | 1 | 2  | 0   | 2   | 3  | 31  | 8   |
| Longwood         | 9-0   | 4-6    | 2-3      | 1-3    | 0-3     | 3     | 2 | 2  | 0   | 1   | 2  | 22  | 11  |
| Hampton          | 10-0  | 2-4    | 2-4      | 0-0    | 0-4     | 4     | 2 | 3  | 0   | 0   | 2  | 30  | 6   |
| Elon             | 11-0  | 2-7    | 1-3      | 2-2    | 2-1     | 3     | 6 | 1  | 0   | 0   | 2  | 24  | 7   |
| Hartford         | 12-0  | 4-10   | 2-5      | 2-4    | 2-2     | 4     | 4 | 2  | 0   | 0   | 1  | 27  | 12  |
| at Xavier        | 13-0  | 2-7    | 0-2      | 3-4    | 0-2     | 2     | 3 | 2  | 0   | 2   | 3  | 25  | 7   |
| at Duke          | 14-1  | 6-14   | 0-1      | 1-1    | 1-3     | 4     | 2 | 2  | 0   | 1   | 1  | 29  | 13  |
| Virginia Tech    | 15-2  | 2-8    | 1-4      | 0-1    | 0-0     | 0     | 3 | 2  | 0   | 2   | 0  | 33  | 5   |
| Boston College   | 16-3  | 5-7    | 3-4      | 2-2    | 1-3     | 4     | 1 | 0  | 0   | 0   | 1  | 31  | 15  |
| at Florida State | 17-4  | 3-11   | 1-5      | 0-2    | 0-0     | 0     | 3 | 2  | 0   | 2   | 3  | 34  | 7   |
| Georgia Tech     | 18-5  | 6-13   | 3-7      | 1-2    | 1-3     | 4     | 1 | 3  | 0   | 1   | 3  | 32  | 16  |
| at Maryland      | 19-6  | 6-12   | 3-5      | 2-2    | 0-1     | 1     | 1 | 0  | 0   | 2   | 2  | 29  | 17  |
| at Virginia Tech | 20-7  | 0-2    | 0-1      | 0-0    | 1-1     | 2     | 4 | 3  | 0   | 1   | 4  | 29  | 0   |
| Clemson          | 21-8  | 1-3    | 0-1      | 3-4    | 0-3     | 3     | 0 | 2  | 1   | 0   | 1  | 27  | 5   |
| at Wake Forest   | 22-8  | 1-5    | 1-3      | 0-0    | 1-3     | 4     | 2 | 2  | 0   | 1   | 2  | 24  | 3   |
| North Carolina   | 23-8  | 4-10   | 1-3      | 1-2    | 0-3     | 3     | 1 | 0  | 2   | 2   | 2  | 26  | 10  |
| at Boston Coll.  | 24-8  | 1-4    | 1-3      | 4-4    | 0-2     | 2     | 5 | 3  | 0   | 0   | 2  | 24  | 7   |
| NC State         | 25-8  | 5-10   | 2-4      | 3-4    | 1-5     | 6     | 1 | 0  | 0   | 2   | 2  | 24  | 15  |
| at Miami         | 26-8  | 0-3    | 0-2      | 5-6    | 0-0     | 0     | 1 | 1  | 0   | 0   | 2  | 21  | 5   |
| at Georgia Tech  | 27-8  | 4-9    | 2-5      | 0-0    | 2-5     | 7     | 4 | 2  | 0   | 4   | 3  | 26  | 10  |
| Duke             | 28-8  | 7-15   | 1-3      | 0-0    | 0-1     | 1     | 4 | 5  | 0   | 0   | 2  | 31  | 15  |
| Maryland         | 29-8  | 4-7    | 1-2      | 2-2    | 1-4     | 5     | 1 | 2  | 1   | 1   | 0  | 28  | 11  |
| vs. Ga. Tech     | 30-8  | 0-5    | 0-3      | 0-0    | 0-1     | 1     | 4 | 1  | 1   | 1   | 1  | 21  | 0   |
| Richmond         | 31-8  | 2-6    | 0-1      | 0-2    | 0-0     | 0     | 2 | 3  | 0   | 0   | 2  | 23  | 4   |
| Old Dominion     | 32-8  | 1-6    | 0-4      | 2-2    | 2-2     | 4     | 4 | 2  | 0   | 1   | 1  | 29  | 4   |
| Bradley          | 33-8  | 1-4    | 0-2      | 0-0    | 1-1     | 2     | 0 | 1  | 0   | 1   | 3  | 15  | 2   |

### CAREER STATISTICS (at Virginia)

| Year          | G-GS                            | Min-Avg.        | FG-FGA         | Pct.        | 3FG-3FGA      | Pct.        | FT-FTA       | Pct.        | Off-Def.     | Reb-Avg.      | PF-DQ       | Ast       | TO        | Blk      | Stl       | Pts-Avg        |
|---------------|---------------------------------|-----------------|----------------|-------------|---------------|-------------|--------------|-------------|--------------|---------------|-------------|-----------|-----------|----------|-----------|----------------|
| 2006-07       | Did not play after transferring |                 |                |             |               |             |              |             |              |               |             |           |           |          |           |                |
| ACC           |                                 |                 |                |             |               |             |              |             |              |               |             |           |           |          |           |                |
| 2007-08       | 33-8                            | 835-25.3        | 103-247        | .417        | 41-110        | .373        | 37-55        | .673        | 19-67        | 86-2.6        | 62-0        | 79        | 57        | 5        | 29        | 284-8.6        |
| ACC           | 16-8                            | 448-28.0        | 55-133         | .414        | 20-53         | .377        | 24-32        | .750        | 9-37         | 46-2.9        | 30-0        | 34        | 29        | 4        | 19        | 154-9.6        |
| <b>CAREER</b> | <b>33-8</b>                     | <b>835-25.3</b> | <b>103-247</b> | <b>.417</b> | <b>41-110</b> | <b>.373</b> | <b>37-55</b> | <b>.673</b> | <b>19-67</b> | <b>86-2.6</b> | <b>62-0</b> | <b>79</b> | <b>57</b> | <b>5</b> | <b>29</b> | <b>284-8.6</b> |
| ACC           | 16-8                            | 448-28.0        | 55-133         | .414        | 20-53         | .377        | 24-32        | .750        | 9-37         | 46-2.9        | 30-0        | 34        | 29        | 4        | 19        | 154-9.6        |

### SINGLE GAME BESTS (at Virginia)

#### POINTS

Season: 17 at Maryland (1/30/08)  
 Career: 17 at Maryland (1/30/08)  
 ACC: 17 at Maryland (1/30/08)

#### REBOUNDS

Season: 8 vs. Howard (11/14/07)  
 Career: 8 vs. Howard (11/14/07)  
 ACC: 7 at Georgia Tech (3/3/08)

#### FG MADE

Season: 7 vs. Duke (3/5/08)  
 Career: 7 vs. Duke (3/5/08)  
 ACC: 7 vs. Duke (3/5/08)

#### FG ATTEMPTS

Season: 15 vs. Duke (3/5/08)  
 Career: 15 vs. Duke (3/5/08)  
 ACC: 15 vs. Duke (3/5/08)

#### 3 PT FG MADE

Season: 4 vs. Northwestern (11/27/07)  
 Career: 4 vs. Northwestern (11/27/07)  
 ACC: 3 on three occasions

#### 3 PT FG ATTEMPTS

Season: 7 vs. Syracuse (12/5/07), vs. Ga Tech (1/27/08)  
 Career: 7 vs. Syracuse (12/5/07), vs. Ga Tech (1/27/08)  
 ACC: 7 vs. Georgia Tech (1/27/08)

#### FT MADE

Season: 5 at Miami (3/1/08)  
 Career: 5 at Miami (3/1/08)  
 ACC: 5 at Miami (3/1/08)

#### FT ATTEMPTS

Season: 6 at Miami (3/1/08)  
 Career: 6 at Miami (3/1/08)  
 ACC: 6 at Miami (3/1/08)

#### ASSISTS

Season: 6 vs. Elon (12/22/07)  
 Career: 6 vs. Elon (12/22/07)  
 ACC: 5 at Boston College (2/17/08)

#### TURNOVERS

Season: 5 vs. Duke (3/5/08)  
 Career: 5 vs. Duke (3/5/08)  
 ACC: 5 vs. Duke (3/5/08)

#### BLOCKS

Season: 2 vs. North Carolina (2/12/08)  
 Career: 2 vs. North Carolina (2/12/08)  
 ACC: 2 vs. North Carolina (2/12/08)

#### STEALS

Season: 4 at Georgia Tech (3/3/08)  
 Career: 4 at Georgia Tech (3/3/08)  
 ACC: 4 at Georgia Tech (3/3/08)

#### MINUTES

Season: 34 at Florida State (1/23/08)  
 Career: 34 at Florida State (1/23/08)  
 ACC: 34 at Florida State (1/23/08)



# ANDY BURNS

# #31

Sophomore • Forward • 6-8 • 212 • Alexandria, Va. • Bishop Ireton H.S.

### 2007-08 SEASON:

- Scored his first two points of the season vs. Northwestern (11/27)
- Had his first career assist at Penn (11/23)
- Had two rebounds in two minutes of playing time in the season opener vs. Vermont (11/11)
- Had one rebound and one assist in four minutes of action in an exhibition vs. Carson-Newman (11/4)

### SINGLE GAME BESTS

#### POINTS

Season: 2 vs. Northwestern (11/27/07)  
 Career: 4 vs. UMES (11/26/06)  
 ACC: --

#### REBOUNDS

Season: 2 vs. Vermont (11/11/07)  
 Career: 3 vs. UMES (11/26/06)  
 ACC: 1 at Virginia Tech (2/10/07)

#### FG MADE

Season: 1 vs. Northwestern (11/27/07)  
 Career: 1 on three occasions  
 ACC: --

#### FG ATTEMPTS

Season: 1 on five occasions  
 Career: 2 vs. UMES (11/26/06), vs. Longwood (2/13/07)  
 ACC: --

#### 3 PT FG MADE

Season: --  
 Career: 1 vs. Longwood (2/13/07)  
 ACC: --

#### 3 PT FG ATTEMPTS

Season: 1 vs. Longwood (12/7/07)  
 Career: 1 on three occasions  
 ACC: --

#### FT MADE

Season: 1 at Xavier (1/3/08)  
 Career: 2 vs. UMES (11/26/06)  
 ACC: --

#### FT ATTEMPTS

Season: 2 at Xavier (1/3/08)  
 Career: 4 vs. UMES (11/26/06)  
 ACC: --

#### ASSISTS

Season: 1 at Penn (11/23/07), vs. Longwood (12/7/07)  
 Career: 1 at Penn (11/23/07), vs. Longwood (12/7/07)  
 ACC: --

#### TURNOVERS

Season: 1 at Penn (11/23/07), vs. Longwood (12/7/07)  
 Career: 1 on three occasions  
 ACC: --

#### BLOCKS

Season: --  
 Career: 1 vs. Longwood (2/13/07)  
 ACC: --

#### STEALS

Season: --  
 Career: --  
 ACC: --

#### MINUTES


Season: 4 vs. Northwestern (11/27/07), at Xavier (1/3/08)  
 Career: 7 vs. UMES (11/26/06)  
 ACC: 1 on three occasions

### 2007-08 GAME-BY-GAME:

| Opponent         | GP-GS | FG-FGA | 3FG-3FGA | FT-FTA | Off-Def | Total | A | TO | Blk | Stl | PF | Min | Pts |
|------------------|-------|--------|----------|--------|---------|-------|---|----|-----|-----|----|-----|-----|
| Vermont          | 1-0   | 0-0    | 0-0      | 0-0    | 1-1     | 2     | 0 | 0  | 0   | 0   | 1  | 2   | 0   |
| Howard           | 2-0   | 0-1    | 0-0      | 0-0    | 0-0     | 0     | 0 | 0  | 0   | 0   | 0  | 2   | 0   |
| at Arizona       | DNP   |        |          |        |         |       |   |    |     |     |    |     |     |
| Drexel           | DNP   |        |          |        |         |       |   |    |     |     |    |     |     |
| at Penn          | 3-0   | 0-1    | 0-0      | 0-0    | 1-0     | 1     | 1 | 1  | 0   | 0   | 1  | 2   | 0   |
| vs. Seton Hall   | DNP   |        |          |        |         |       |   |    |     |     |    |     |     |
| Northwestern     | 4-0   | 1-1    | 0-0      | 0-0    | 0-0     | 0     | 0 | 0  | 0   | 0   | 1  | 4   | 2   |
| Syracuse         | DNP   |        |          |        |         |       |   |    |     |     |    |     |     |
| Longwood         | 5-0   | 0-1    | 0-1      | 0-0    | 0-0     | 0     | 1 | 1  | 0   | 0   | 0  | 3   | 0   |
| Hampton          | DNP   |        |          |        |         |       |   |    |     |     |    |     |     |
| Elon             | 6-0   | 0-1    | 0-0      | 0-0    | 0-0     | 0     | 0 | 0  | 0   | 0   | 0  | 2   | 0   |
| Hartford         | DNP   |        |          |        |         |       |   |    |     |     |    |     |     |
| at Xavier        | 7-0   | 0-0    | 0-0      | 1-2    | 0-1     | 1     | 0 | 0  | 0   | 0   | 0  | 4   | 1   |
| at Duke          | DNP   |        |          |        |         |       |   |    |     |     |    |     |     |
| Virginia Tech    | DNP   |        |          |        |         |       |   |    |     |     |    |     |     |
| Boston College   | DNP   |        |          |        |         |       |   |    |     |     |    |     |     |
| at Florida State | DNP   |        |          |        |         |       |   |    |     |     |    |     |     |
| Georgia Tech     | DNP   |        |          |        |         |       |   |    |     |     |    |     |     |
| at Maryland      | DNP   |        |          |        |         |       |   |    |     |     |    |     |     |
| at Virginia Tech | DNP   |        |          |        |         |       |   |    |     |     |    |     |     |
| Clemson          | 8-0   | 0-0    | 0-0      | 0-0    | 0-0     | 0     | 0 | 0  | 0   | 0   | 0  | 1   | 0   |
| at Wake Forest   | DNP   |        |          |        |         |       |   |    |     |     |    |     |     |
| North Carolina   | DNP   |        |          |        |         |       |   |    |     |     |    |     |     |
| at Boston Coll.  | DNP   |        |          |        |         |       |   |    |     |     |    |     |     |
| NC State         | DNP   |        |          |        |         |       |   |    |     |     |    |     |     |
| at Miami         | DNP   |        |          |        |         |       |   |    |     |     |    |     |     |
| at Georgia Tech  | DNP   |        |          |        |         |       |   |    |     |     |    |     |     |
| Duke             | DNP   |        |          |        |         |       |   |    |     |     |    |     |     |
| Maryland         | DNP   |        |          |        |         |       |   |    |     |     |    |     |     |
| vs. Ga. Tech     | DNP   |        |          |        |         |       |   |    |     |     |    |     |     |
| Richmond         | DNP   |        |          |        |         |       |   |    |     |     |    |     |     |
| Old Dominion     | DNP   |        |          |        |         |       |   |    |     |     |    |     |     |
| Bradley          | DNP   |        |          |        |         |       |   |    |     |     |    |     |     |

### CAREER STATISTICS

| Year          | G-GS        | Min-Avg.      | FG-FGA     | Pct.        | 3FG-3FGA   | Pct.        | FT-FTA      | Pct.        | Off-Def.   | Reb-Avg.      | PF-DQ      | Ast      | TO       | Blk      | Stl      | Pts-Avg       |
|---------------|-------------|---------------|------------|-------------|------------|-------------|-------------|-------------|------------|---------------|------------|----------|----------|----------|----------|---------------|
| 2006-07       | 13-0        | 20-1.5        | 2-4        | .500        | 1-2        | .500        | 2-8         | .250        | 1-5        | 6-0.5         | 2-0        | 0        | 1        | 1        | 0        | 7-0.5         |
| ACC           | 3-0         | 2-0.7         | 0-0        | .000        | 0-0        | .000        | 0-0         | .000        | 0-1        | 1-0.3         | 0-0        | 0        | 0        | 0        | 0        | 0-0.0         |
| 2007-08       | 8-0         | 20-2.5        | 1-5        | .200        | 0-1        | .000        | 1-2         | .500        | 2-2        | 4-0.5         | 3-0        | 2        | 2        | 0        | 0        | 3-0.4         |
| ACC           | 1-0         | 1-1.0         | 0-0        | .000        | 0-0        | .000        | 0-0         | .000        | 0-0        | 0-0.0         | 0-0        | 0        | 0        | 0        | 0        | 0-0.0         |
| <b>CAREER</b> | <b>21-0</b> | <b>40-1.9</b> | <b>3-9</b> | <b>.333</b> | <b>1-3</b> | <b>.333</b> | <b>3-10</b> | <b>.300</b> | <b>3-7</b> | <b>10-0.5</b> | <b>5-0</b> | <b>2</b> | <b>3</b> | <b>1</b> | <b>0</b> | <b>10-0.5</b> |
| ACC           | 4-0         | 3-0.8         | 0-0        | .000        | 0-0        | .000        | 0-0         | .000        | 0-1        | 1-0.3         | 0-0        | 0        | 0        | 0        | 0        | 0-0.0         |



# MAMADI DIANE

# #24

Junior • Guard/Forward • 6-5 • 201 • Potomac, Md. • DeMatha Catholic H.S.

### 2007-08 SEASON:

- Scored in double figures in 22 games, including the last seven
- First on the team in three-point field goals made, three-point field goal percentage (among those players making at least 10 three-point field goals) and blocked shots
- Second on the team in scoring and minutes played
- Played off the bench in 11 of the last 12 games after starting the first 21 games
- Shot 48.9 percent (43-88) from the field in the last 10 games
- Had 14 points vs. Old Dominion (3/24) in the CBI quarterfinals
- Had 15 points and five rebounds vs. Richmond (3/18) in a CBI first round game
- Had 18 points vs. Georgia Tech (3/13) in the ACC Tournament
- Had 12 points (4-5 FG, 2-2 FT) vs. Duke (3/5)
- Scored 20 points at Boston College, his fifth 20-point game of the season (2/17)
- Had 16 points and tied a career-high with four assists at Maryland (1/30)
- Had 16 points and eight rebounds in a career-high 42 minutes vs. Georgia Tech (1/27)
- Scored 21 points at Florida State (1/23) and 20 points vs. Boston College (1/19), the first time in his career he scored at least 20 points in consecutive games
- Tied a season-high with nine rebounds vs. Virginia Tech (1/16)
- Had 20 points, a season-high nine rebounds, three steals, two assists, and two blocks vs. Hartford
- Scored a season-high 22 points, including a career-high six 3-point FG, vs. Northwestern
- Had 12 points and eight rebounds vs. Seton Hall (11/24)
- Had 10 points and a team-high eight rebounds in the season opener vs. Vermont (11/11)

### 2007-08 GAME-BY-GAME:

| Opponent         | GP-GS | FG-FGA | 3FG-3FGA | FT-FTA | Off-Def | Total | A | TO | Blk | Stl | PF | Min | Pts |
|------------------|-------|--------|----------|--------|---------|-------|---|----|-----|-----|----|-----|-----|
| Vermont          | 1-1   | 4-7    | 1-3      | 1-3    | 1-7     | 8     | 1 | 4  | 0   | 0   | 2  | 29  | 10  |
| Howard           | 2-2   | 5-8    | 4-7      | 0-0    | 1-1     | 2     | 1 | 2  | 0   | 1   | 2  | 20  | 14  |
| at Arizona       | 3-3   | 3-4    | 3-3      | 0-0    | 0-1     | 1     | 1 | 3  | 3   | 0   | 2  | 36  | 9   |
| Drexel           | 4-4   | 3-7    | 2-4      | 3-4    | 2-0     | 2     | 0 | 3  | 0   | 0   | 3  | 28  | 11  |
| at Penn          | 5-5   | 5-10   | 1-3      | 2-2    | 1-3     | 4     | 1 | 0  | 1   | 2   | 4  | 25  | 13  |
| vs. Seton Hall   | 6-6   | 4-7    | 2-4      | 2-3    | 4-4     | 8     | 2 | 1  | 2   | 0   | 2  | 33  | 12  |
| Northwestern     | 7-7   | 6-11   | 6-9      | 4-4    | 1-6     | 7     | 3 | 3  | 1   | 0   | 2  | 29  | 22  |
| Syracuse         | 8-8   | 4-7    | 2-4      | 0-0    | 0-2     | 2     | 0 | 0  | 1   | 1   | 3  | 33  | 10  |
| Longwood         | 9-9   | 4-11   | 2-5      | 1-2    | 1-3     | 4     | 1 | 0  | 1   | 0   | 1  | 18  | 11  |
| Hampton          | 10-10 | 0-5    | 0-2      | 0-0    | 0-1     | 1     | 3 | 1  | 0   | 0   | 1  | 18  | 0   |
| Elon             | 11-11 | 4-8    | 0-3      | 1-2    | 0-0     | 0     | 1 | 1  | 0   | 2   | 1  | 30  | 9   |
| Hartford         | 12-12 | 6-8    | 4-5      | 4-6    | 1-8     | 9     | 2 | 3  | 2   | 3   | 3  | 34  | 20  |
| at Xavier        | 13-13 | 2-8    | 1-3      | 2-3    | 1-1     | 2     | 1 | 0  | 0   | 0   | 1  | 17  | 7   |
| at Duke          | 14-14 | 3-12   | 1-5      | 4-5    | 3-3     | 6     | 1 | 0  | 0   | 0   | 2  | 32  | 11  |
| Virginia Tech    | 15-15 | 3-10   | 0-2      | 2-5    | 2-7     | 9     | 2 | 3  | 0   | 0   | 4  | 38  | 8   |
| Boston College   | 16-16 | 6-14   | 4-10     | 4-5    | 1-4     | 5     | 2 | 3  | 0   | 1   | 4  | 34  | 20  |
| at Florida State | 17-17 | 6-12   | 5-9      | 4-4    | 2-3     | 5     | 0 | 1  | 0   | 1   | 2  | 37  | 21  |
| Georgia Tech     | 18-18 | 5-17   | 3-9      | 3-5    | 7-1     | 8     | 0 | 1  | 1   | 0   | 2  | 42  | 16  |
| at Maryland      | 19-19 | 6-13   | 2-6      | 2-2    | 2-1     | 3     | 4 | 2  | 0   | 1   | 2  | 34  | 16  |
| at Virginia Tech | 20-20 | 2-8    | 1-4      | 3-7    | 0-4     | 4     | 0 | 2  | 1   | 0   | 3  | 36  | 8   |
| Clemson          | 21-21 | 1-8    | 0-2      | 0-0    | 0-1     | 1     | 0 | 1  | 0   | 1   | 1  | 24  | 2   |
| at Wake Forest   | 22-21 | 2-9    | 0-2      | 5-6    | 5-1     | 6     | 1 | 1  | 0   | 0   | 2  | 17  | 9   |
| North Carolina   | 23-21 | 4-11   | 1-6      | 0-0    | 3-4     | 7     | 2 | 2  | 0   | 0   | 3  | 29  | 9   |
| at Boston Coll.  | 24-21 | 6-12   | 3-5      | 5-6    | 1-3     | 4     | 1 | 2  | 0   | 0   | 4  | 35  | 20  |
| NC State         | 25-21 | 4-8    | 1-2      | 0-4    | 1-3     | 4     | 0 | 2  | 1   | 2   | 1  | 25  | 9   |
| at Miami         | 26-21 | 0-2    | 0-1      | 1-2    | 0-1     | 1     | 1 | 1  | 1   | 0   | 3  | 27  | 1   |
| at Georgia Tech  | 27-21 | 4-9    | 0-2      | 2-4    | 4-2     | 6     | 0 | 5  | 1   | 0   | 3  | 27  | 10  |
| Duke             | 28-21 | 4-5    | 2-3      | 2-2    | 2-0     | 2     | 0 | 1  | 1   | 1   | 0  | 23  | 12  |
| Maryland         | 29-21 | 4-10   | 1-2      | 3-3    | 2-3     | 5     | 1 | 1  | 1   | 1   | 0  | 22  | 12  |
| vs. Ga. Tech     | 30-21 | 7-13   | 4-6      | 0-0    | 1-2     | 3     | 0 | 3  | 0   | 2   | 2  | 33  | 18  |
| Richmond         | 31-21 | 4-9    | 2-5      | 5-7    | 2-3     | 5     | 0 | 2  | 2   | 1   | 0  | 33  | 15  |
| Old Dominion     | 32-21 | 6-10   | 2-5      | 0-0    | 1-3     | 4     | 2 | 2  | 1   | 0   | 4  | 25  | 14  |
| Bradley          | 33-22 | 4-10   | 0-4      | 2-3    | 3-5     | 8     | 3 | 3  | 1   | 0   | 3  | 27  | 10  |

### CAREER STATISTICS

| Year          | G-GS         | Min-Avg.         | FG-FGA         | Pct.        | 3FG-3FGA       | Pct.        | FT-FTA         | Pct.        | Off-Def.       | Reb-Avg.       | PF-DQ        | Ast        | TO         | Blk       | Stl       | Pts-Avg        |
|---------------|--------------|------------------|----------------|-------------|----------------|-------------|----------------|-------------|----------------|----------------|--------------|------------|------------|-----------|-----------|----------------|
| 2005-06       | 30-11        | 668-22.3         | 65-193         | .337        | 16-66          | .242        | 35-43          | .814        | 33-79          | 112-3.7        | 42-0         | 32         | 36         | 11        | 22        | 181-6.0        |
| ACC           | 16-1         | 321-20.1         | 31-94          | .330        | 7-36           | .194        | 12-15          | .800        | 20-39          | 59-3.7         | 22-0         | 17         | 17         | 3         | 10        | 81-5.1         |
| 2006-07       | 32-32        | 883-27.6         | 111-251        | .442        | 42-120         | .350        | 43-57          | .754        | 34-78          | 112-3.5        | 61-3         | 38         | 42         | 13        | 26        | 307-9.6        |
| ACC           | 16-16        | 446-27.9         | 49-132         | .371        | 18-64          | .281        | 18-27          | .667        | 17-37          | 54-3.4         | 32-2         | 18         | 21         | 8         | 15        | 134-8.4        |
| 2007-08       | 33-22        | 950-28.8         | 131-303        | .432        | 60-145         | .414        | 67-99          | .677        | 55-91          | 146-4.4        | 72-0         | 37         | 59         | 22        | 20        | 389-11.8       |
| ACC           | 16-8         | 482-30.1         | 60-160         | .375        | 24-70          | .343        | 40-60          | .667        | 35-41          | 76-4.8         | 36-0         | 15         | 28         | 7         | 8         | 184-11.5       |
| <b>CAREER</b> | <b>95-65</b> | <b>2501-26.3</b> | <b>307-747</b> | <b>.411</b> | <b>118-331</b> | <b>.356</b> | <b>145-199</b> | <b>.729</b> | <b>122-248</b> | <b>370-3.9</b> | <b>175-3</b> | <b>107</b> | <b>137</b> | <b>46</b> | <b>68</b> | <b>877-9.2</b> |
| ACC           | 48-25        | 1249-26.0        | 140-386        | .363        | 49-170         | .288        | 70-102         | .686        | 72-117         | 189-3.9        | 90-2         | 50         | 66         | 18        | 33        | 399-8.3        |

### SINGLE GAME BESTS

#### POINTS

Season: 22 vs. Northwestern (11/27/07)  
 Career: 26 vs. Maryland (1/16/07)  
 ACC: 26 vs. Maryland (1/16/07)

#### REBOUNDS

Season: 9 vs. Hartford (12/30/07), vs. Va Tech (1/16/08)  
 Career: 11 vs. Hampton (12/16/06)  
 ACC: 10 vs. Wake Forest (2/4/06)

#### FG MADE

Season: 7 vs. Georgia Tech (3/13/08)  
 Career: 9 vs. Maryland (1/16/07)  
 ACC: 9 vs. Maryland (1/16/07)

#### FG ATTEMPTS

Season: 17 vs. Georgia Tech (1/27/08)  
 Career: 17 vs. Georgia Tech (1/27/08)  
 ACC: 17 vs. Georgia Tech (1/27/08)

#### 3 PT FG MADE

Season: 6 vs. Northwestern (11/27/07)  
 Career: 6 vs. Northwestern (11/27/07)  
 ACC: 5 at Florida State (1/23/08)

#### 3 PT FG ATTEMPTS

Season: 10 vs. Boston College (1/19/08)  
 Career: 10 vs. Boston College (1/19/08)  
 ACC: 10 vs. Boston College (1/19/08)

#### FT MADE

Season: 5 on three occasions  
 Career: 7 vs. Loyola (12/23/05), vs. UMES (11/26/06)  
 ACC: 6 vs. Maryland (1/16/07)

#### FT ATTEMPTS

Season: 7 at VT (2/2/08), vs. Richmond (3/18/08)  
 Career: 8 vs. Loyola (12/23/05)  
 ACC: 7 vs. Md (1/16/07), at VT (2/2/08)

#### ASSISTS

Season: 4 at Maryland (1/30/08)  
 Career: 4 vs. Loyola (12/23/05), at Md (1/30/08)  
 ACC: 4 at Maryland (1/30/08)

#### TURNOVERS

Season: 5 at Georgia Tech (3/3/08)  
 Career: 5 vs. Morgan St. (11/19/06), at GT (3/3/08)  
 ACC: 5 at Georgia Tech (3/3/08)

#### BLOCKS


Season: 3 at Arizona (11/17/07)  
 Career: 3 vs. Liberty (11/18/05), at Arizona (11/17/07)  
 ACC: 2 on 4 occasions

#### STEALS

Season: 3 vs. Hartford (12/30/07)  
 Career: 4 vs. Maryland (1/16/07)  
 ACC: 4 vs. Maryland (1/16/07)

#### MINUTES

Season: 42 vs. Georgia Tech (1/27/08)  
 Career: 42 vs. Georgia Tech (1/27/08)  
 ACC: 42 vs. Georgia Tech (1/27/08)



# MUSTAPHA FARRAKHAN

# #2

Freshman • Guard • 6-4 • 175 • Harvey, Ill. • Thornton Township H.S.

## 2007-08 SEASON:

- Played in 19 games
- Had a season-high four rebounds at Maryland (1/30), playing a career-high 12 minutes
- Scored three points vs. Georgia Tech (1/27)
- Had three points at Xavier (1/3)
- Scored two points vs. Elon (12/22)
- Had two points and an assist vs. Hampton (12/19)
- Scored his first career points (4) in 10 minutes of action vs. Howard (11/14)
- Made his Cavalier debut vs. Vermont, playing four minutes (11/11)
- Had 13 points and five rebounds in an exhibition game against Carson-Newman (11/4)

## SINGLE GAME BESTS

### POINTS

Season: 4 vs. Howard (11/14/07)  
 Career: 4 vs. Howard (11/14/07)  
 ACC: 3 vs. Georgia Tech (1/27/08)

### REBOUNDS

Season: 4 at Maryland (1/30/08)  
 Career: 4 at Maryland (1/30/08)  
 ACC: 4 at Maryland (1/30/08)

### FG MADE

Season: 2 vs. Howard (11/14/07)  
 Career: 2 vs. Howard (11/14/07)  
 ACC: 1 vs. Georgia Tech (1/27/08)

### FG ATTEMPTS

Season: 6 vs. Howard (11/14/07)  
 Career: 6 vs. Howard (11/14/07)  
 ACC: 5 vs. Georgia Tech (1/27/08)

### 3 PT FG MADE

Season: 1 at Xavier (1/3/08), vs. Ga Tech (1/27/08)  
 Career: 1 at Xavier (1/3/08), vs. Ga Tech (1/27/08)  
 ACC: 1 vs. Georgia Tech (1/27/08)

### 3 PT FG ATTEMPTS

Season: 3 vs. Georgia Tech (1/27/08)  
 Career: 3 vs. Georgia Tech (1/27/08)  
 ACC: 3 vs. Georgia Tech (1/27/08)

### FT MADE

Season: 1 at Maryland (1/30/08)  
 Career: 1 at Maryland (1/30/08)  
 ACC: 1 at Maryland (1/30/08)

### FT ATTEMPTS

Season: 2 vs. Hartford (12/30/07), at Md (1/30/08)  
 Career: 2 vs. Hartford (12/30/07), at Md (1/30/08)  
 ACC: 2 at Maryland (1/30/08)

### ASSISTS

Season: 1 on five occasions  
 Career: 1 on five occasions  
 ACC: 1 vs. Georgia Tech (1/27/08)

### TURNOVERS

Season: 3 at Penn (11/23/07)  
 Career: 3 at Penn (11/23/07)  
 ACC: 2 vs. Clemson (2/7/08)

### BLOCKS

Season: --  
 Career: --  
 ACC: --

### STEALS

Season: 1 vs. Howard (11/14/07), at Xavier (1/3/08)  
 Career: 1 vs. Howard (11/14/07), at Xavier (1/3/08)  
 ACC: --

### MINUTES


Season: 12 at Md (1/30/08), vs. Clemson (2/7/08)  
 Career: 12 at Md (1/30/08), vs. Clemson (2/7/08)  
 ACC: 12 at Md (1/30/08), vs. Clemson (2/7/08)

## 2007-08 GAME-BY-GAME:

| Opponent         | GP-GS | FG-FGA | 3FG-3FGA | FT-FTA | Off-Def | Total | A | TO | Blk | Stl | PF | Min | Pts |
|------------------|-------|--------|----------|--------|---------|-------|---|----|-----|-----|----|-----|-----|
| Vermont          | 1-0   | 0-2    | 0-0      | 0-0    | 0-0     | 0     | 0 | 0  | 0   | 0   | 1  | 4   | 0   |
| Howard           | 2-0   | 2-6    | 0-1      | 0-0    | 1-1     | 2     | 1 | 0  | 0   | 1   | 2  | 10  | 4   |
| at Arizona       | 3-0   | 0-0    | 0-0      | 0-0    | 0-0     | 0     | 0 | 0  | 0   | 0   | 0  | 2   | 0   |
| Drexel           | 4-0   | 0-1    | 0-0      | 0-0    | 0-2     | 2     | 0 | 0  | 0   | 0   | 0  | 3   | 0   |
| at Penn          | 5-0   | 0-2    | 0-2      | 0-0    | 0-2     | 2     | 0 | 3  | 0   | 0   | 0  | 10  | 0   |
| vs. Seton Hall   | DNP   |        |          |        |         |       |   |    |     |     |    |     |     |
| Northwestern     | 6-0   | 1-3    | 0-2      | 0-0    | 0-1     | 1     | 0 | 1  | 0   | 0   | 0  | 8   | 2   |
| Syracuse         | DNP   |        |          |        |         |       |   |    |     |     |    |     |     |
| Longwood         | 7-0   | 0-0    | 0-0      | 0-0    | 0-0     | 0     | 0 | 0  | 0   | 0   | 0  | 2   | 0   |
| Hampton          | 8-0   | 1-3    | 0-1      | 0-0    | 0-0     | 0     | 1 | 0  | 0   | 0   | 0  | 5   | 2   |
| Elon             | 9-0   | 1-2    | 0-1      | 0-0    | 0-0     | 0     | 0 | 2  | 0   | 0   | 0  | 7   | 2   |
| Hartford         | 10-0  | 0-0    | 0-0      | 0-2    | 0-1     | 1     | 1 | 2  | 0   | 0   | 1  | 3   | 0   |
| at Xavier        | 11-0  | 1-5    | 1-2      | 0-0    | 1-0     | 1     | 0 | 0  | 0   | 1   | 0  | 10  | 3   |
| at Duke          | 12-0  | 0-0    | 0-0      | 0-1    | 0-0     | 0     | 0 | 1  | 0   | 0   | 0  | 4   | 0   |
| Virginia Tech    | DNP   |        |          |        |         |       |   |    |     |     |    |     |     |
| Boston College   | DNP   |        |          |        |         |       |   |    |     |     |    |     |     |
| at Florida State | DNP   |        |          |        |         |       |   |    |     |     |    |     |     |
| Georgia Tech     | 13-0  | 1-5    | 1-3      | 0-0    | 0-1     | 1     | 1 | 0  | 0   | 0   | 0  | 6   | 3   |
| at Maryland      | 14-0  | 0-1    | 0-1      | 1-2    | 1-3     | 4     | 0 | 0  | 0   | 0   | 1  | 12  | 1   |
| at Virginia Tech | 15-0  | 0-2    | 0-1      | 0-0    | 0-0     | 0     | 0 | 0  | 0   | 0   | 1  | 5   | 0   |
| Clemson          | 16-0  | 0-4    | 0-1      | 0-0    | 1-0     | 1     | 0 | 2  | 0   | 0   | 1  | 12  | 0   |
| at Wake Forest   | 17-0  | 0-1    | 0-1      | 0-0    | 0-0     | 0     | 0 | 0  | 0   | 0   | 0  | 4   | 0   |
| North Carolina   | DNP   |        |          |        |         |       |   |    |     |     |    |     |     |
| at Boston Coll.  | DNP   |        |          |        |         |       |   |    |     |     |    |     |     |
| NC State         | DNP   |        |          |        |         |       |   |    |     |     |    |     |     |
| at Miami         | DNP   |        |          |        |         |       |   |    |     |     |    |     |     |
| at Georgia Tech  | DNP   |        |          |        |         |       |   |    |     |     |    |     |     |
| Duke             | DNP   |        |          |        |         |       |   |    |     |     |    |     |     |
| Maryland         | DNP   |        |          |        |         |       |   |    |     |     |    |     |     |
| vs. Ga. Tech     | 18-0  | 0-1    | 0-0      | 0-0    | 0-0     | 0     | 0 | 0  | 0   | 0   | 0  | 1   | 0   |
| Richmond         | 19-0  | 0-0    | 0-0      | 0-0    | 0-0     | 0     | 1 | 1  | 0   | 0   | 2  | 7   | 0   |
| Old Dominion     | DNP   |        |          |        |         |       |   |    |     |     |    |     |     |
| Bradley          | DNP   |        |          |        |         |       |   |    |     |     |    |     |     |

## CAREER STATISTICS

| Year          | G-GS        | Min-Avg.       | FG-FGA      | Pct.        | 3FG-3FGA    | Pct.        | FT-FTA     | Pct.        | Off-Def.    | Reb-Avg.      | PF-DQ      | Ast      | TO        | Blk      | Stl      | Pts-Avg       |
|---------------|-------------|----------------|-------------|-------------|-------------|-------------|------------|-------------|-------------|---------------|------------|----------|-----------|----------|----------|---------------|
| 2007-08       | 19-0        | 115-6.1        | 7-38        | .184        | 2-16        | .125        | 1-5        | .200        | 4-11        | 15-0.8        | 9-0        | 5        | 12        | 0        | 2        | 17-0.9        |
| ACC           | 6-0         | 43-7.2         | 1-13        | .077        | 1-7         | .143        | 1-3        | .333        | 2-4         | 6-1.0         | 3-0        | 1        | 3         | 0        | 0        | 4-0.7         |
| <b>CAREER</b> | <b>19-0</b> | <b>115-6.1</b> | <b>7-38</b> | <b>.184</b> | <b>2-16</b> | <b>.125</b> | <b>1-5</b> | <b>.200</b> | <b>4-11</b> | <b>15-0.8</b> | <b>9-0</b> | <b>5</b> | <b>12</b> | <b>0</b> | <b>2</b> | <b>17-0.9</b> |
| ACC           | 6-0         | 43-7.2         | 1-13        | .077        | 1-7         | .143        | 1-3        | .333        | 2-4         | 6-1.0         | 3-0        | 1        | 3         | 0        | 0        | 4-0.7         |



# WILL HARRIS

# #43

Sophomore • Forward/Guard • 6-6 • 245 • Corona, N.Y. • Brewster Academy

## 2007-08 SEASON:

- Played in 15 games, but only two after the game at Duke on Jan. 13
- Did not play in the last 14 games of the season because of injury
- Made four of nine (44.4 percent) three-point field goal attempts for the season
- Had six points and four rebounds at Xavier (1/3)
- Made a career-high two 3-point field goals and tied a season-high with seven points vs. Elon
- Had four points and tied his career-high with eight rebounds vs. Longwood (12/7)
- Scored seven points (3-3 FG) vs. Syracuse (12/5)
- Had four rebounds vs. Northwestern (11/27)
- Had six points (3-6 FG) along with three rebounds at Penn (11/23)
- Scored two points and had six rebounds vs. Howard (11/14)
- Played two minutes in the season opener vs. Vermont (11/11)

## SINGLE GAME BESTS

### POINTS

Season: 7 vs. Syracuse (12/5/07), vs. Elon (12/22/07)  
 Career: 16 vs. Morgan State (11/19/06)  
 ACC: 14 vs. NC State (12/3/06)

### REBOUNDS

Season: 8 vs. Longwood (12/7/07)  
 Career: 8 on three occasions  
 ACC: 6 vs. NC State (12/3/06)

### FG MADE

Season: 3 at Penn (11/23/07), vs. Syracuse (12/5/07)  
 Career: 7 vs. Morgan State (11/19/06)  
 ACC: 5 vs. NC State (12/3/06)

### FG ATTEMPTS

Season: 6 at Penn (11/23/07)  
 Career: 12 vs. Morgan State (11/19/06)  
 ACC: 6 on 4 occasions

### 3 PT FG MADE

Season: 2 vs. Elon (12/22/07)  
 Career: 2 vs. Elon (12/22/07)  
 ACC: 1 on 6 occasions

### 3 PT FG ATTEMPTS

Season: 3 vs. Elon (12/22/07)  
 Career: 3 vs. UMES (11/26/06), vs. Elon (12/22/07)  
 ACC: 2 vs. NC State (12/3/06), vs. Miami (2/3/07)

### FT MADE

Season: 2 on three occasions  
 Career: 3 vs. Arizona (11/12/06), vs. NC State (12/3/06)  
 ACC: 3 vs. NC State (12/3/06)

### FT ATTEMPTS

Season: 3 vs. Longwood (12/7/07)  
 Career: 4 on 3 occasions  
 ACC: 4 vs. NC State (12/3/06), at Va. Tech (2/10/07)

### ASSISTS

Season: 1 on three occasions  
 Career: 4 vs. Gonzaga (1/3/07)  
 ACC: 1 on three occasions

### TURNOVERS

Season: 2 on four occasions  
 Career: 5 vs. Morgan State (11/19/06)  
 ACC: 3 vs. Maryland (1/16/07)

### BLOCKS

Season: --  
 Career: 2 vs. Longwood (2/13/07)  
 ACC: 1 vs. Georgia Tech (2/24/07)

### STEALS

Season: 1 on 3 occasions  
 Career: 1 on 9 occasions  
 ACC: 1 on 5 occasions

### MINUTES

Season: 20 vs. Longwood (12/7/07)  
 Career: 26 vs. Puerto Rico-Mayaguez (12/21/06)  
 ACC: 22 at Virginia Tech (2/10/07)


## 2007-08 GAME-BY-GAME:

| Opponent         | GP-GS | FG-FGA | 3FG-3FGA | FT-FTA | Off-Def | Total | A | TO | Blk | Stl | PF | Min | Pts |
|------------------|-------|--------|----------|--------|---------|-------|---|----|-----|-----|----|-----|-----|
| Vermont          | 1-0   | 0-1    | 0-0      | 0-0    | 0-0     | 0     | 0 | 0  | 0   | 0   | 0  | 2   | 0   |
| Howard           | 2-0   | 1-2    | 0-0      | 0-0    | 1-5     | 6     | 0 | 2  | 0   | 0   | 1  | 9   | 2   |
| at Arizona       | 3-0   | 0-1    | 0-0      | 0-0    | 0-0     | 0     | 0 | 1  | 0   | 0   | 1  | 2   | 0   |
| Drexel           | DNP   |        |          |        |         |       |   |    |     |     |    |     |     |
| at Penn          | 4-0   | 3-6    | 0-1      | 0-1    | 1-2     | 3     | 1 | 0  | 0   | 1   | 0  | 13  | 6   |
| vs. Seton Hall   | 5-0   | 0-1    | 0-0      | 2-2    | 0-1     | 1     | 0 | 0  | 0   | 0   | 0  | 3   | 2   |
| Northwestern     | 6-0   | 0-3    | 0-1      | 0-0    | 2-2     | 4     | 0 | 1  | 0   | 1   | 1  | 17  | 0   |
| Syracuse         | 7-0   | 3-3    | 1-1      | 0-0    | 1-1     | 2     | 0 | 1  | 0   | 0   | 1  | 9   | 7   |
| Longwood         | 8-0   | 1-3    | 0-0      | 2-3    | 5-3     | 8     | 0 | 2  | 0   | 1   | 0  | 20  | 4   |
| Hampton          | 9-0   | 0-2    | 0-0      | 2-2    | 2-1     | 3     | 1 | 2  | 0   | 0   | 2  | 9   | 2   |
| Elon             | 10-0  | 2-3    | 2-3      | 1-2    | 0-5     | 5     | 0 | 0  | 0   | 0   | 1  | 11  | 7   |
| Hartford         | 11-0  | 1-2    | 0-1      | 0-1    | 0-1     | 1     | 0 | 0  | 0   | 0   | 1  | 10  | 2   |
| at Xavier        | 12-0  | 2-5    | 1-1      | 1-2    | 2-2     | 4     | 0 | 1  | 0   | 0   | 2  | 16  | 6   |
| at Duke          | 13-0  | 0-0    | 0-0      | 0-0    | 0-0     | 0     | 0 | 0  | 0   | 0   | 1  | 1   | 0   |
| Virginia Tech    | DNP   |        |          |        |         |       |   |    |     |     |    |     |     |
| Boston College   | DNP   |        |          |        |         |       |   |    |     |     |    |     |     |
| at Florida State | 14-0  | 0-0    | 0-0      | 0-0    | 0-1     | 1     | 0 | 0  | 0   | 0   | 0  | 2   | 0   |
| Georgia Tech     | DNP   |        |          |        |         |       |   |    |     |     |    |     |     |
| at Maryland      | 15-0  | 1-3    | 0-1      | 1-2    | 0-0     | 0     | 1 | 2  | 0   | 0   | 1  | 11  | 3   |
| at Virginia Tech | DNP   |        |          |        |         |       |   |    |     |     |    |     |     |
| Clemson          | DNP   |        |          |        |         |       |   |    |     |     |    |     |     |
| at Wake Forest   | DNP   |        |          |        |         |       |   |    |     |     |    |     |     |
| North Carolina   | DNP   |        |          |        |         |       |   |    |     |     |    |     |     |
| at Boston Coll.  | DNP   |        |          |        |         |       |   |    |     |     |    |     |     |
| NC State         | DNP   |        |          |        |         |       |   |    |     |     |    |     |     |
| at Miami         | DNP   |        |          |        |         |       |   |    |     |     |    |     |     |
| at Georgia Tech  | DNP   |        |          |        |         |       |   |    |     |     |    |     |     |
| Duke             | DNP   |        |          |        |         |       |   |    |     |     |    |     |     |
| Maryland         | DNP   |        |          |        |         |       |   |    |     |     |    |     |     |
| vs. Ga. Tech     | DNP   |        |          |        |         |       |   |    |     |     |    |     |     |
| Richmond         | DNP   |        |          |        |         |       |   |    |     |     |    |     |     |
| Old Dominion     | DNP   |        |          |        |         |       |   |    |     |     |    |     |     |
| Bradley          | DNP   |        |          |        |         |       |   |    |     |     |    |     |     |

## CAREER STATISTICS

| Year          | G-GS        | Min-Avg.        | FG-FGA        | Pct.        | 3FG-3FGA     | Pct.        | FT-FTA       | Pct.        | Off-Def.     | Reb-Avg.       | PF-DQ       | Ast       | TO        | Blk      | Stl      | Pts-Avg        |
|---------------|-------------|-----------------|---------------|-------------|--------------|-------------|--------------|-------------|--------------|----------------|-------------|-----------|-----------|----------|----------|----------------|
| 2006-07       | 32-3        | 444-13.9        | 45-121        | .372        | 9-36         | .250        | 16-24        | .667        | 39-64        | 103-3.2        | 48-0        | 13        | 31        | 9        | 6        | 115-3.6        |
| ACC           | 16-0        | 189-11.8        | 22-53         | .415        | 5-15         | .333        | 8-13         | .615        | 15-28        | 43-2.7         | 25-0        | 2         | 16        | 1        | 5        | 57-3.6         |
| 2007-08       | 15-0        | 135-9.0         | 14-35         | .400        | 4-9          | .444        | 9-15         | .600        | 14-24        | 38-2.5         | 12-0        | 3         | 12        | 0        | 3        | 41-2.7         |
| ACC           | 3-0         | 14-4.7          | 1-3           | .333        | 0-1          | .000        | 1-2          | .500        | 0-1          | 1-0.3          | 2-0         | 1         | 2         | 0        | 0        | 3-1.0          |
| <b>CAREER</b> | <b>47-3</b> | <b>579-12.3</b> | <b>59-156</b> | <b>.378</b> | <b>13-45</b> | <b>.289</b> | <b>25-39</b> | <b>.641</b> | <b>53-88</b> | <b>141-3.0</b> | <b>60-0</b> | <b>16</b> | <b>43</b> | <b>9</b> | <b>9</b> | <b>156-3.3</b> |
| ACC           | 19-0        | 203-10.7        | 23-56         | .411        | 5-16         | .313        | 9-15         | .600        | 15-29        | 44-2.3         | 27-0        | 3         | 18        | 1        | 5        | 60-3.2         |





# JEFF JONES

# #1

Freshman • Guard • 6-4 • 193 • Chester, Pa. • Monsignor Bonner H.S.

## 2007-08 SEASON:

- Started the last 12 games and the first 13 games
- Scored in double figures in five games
- Scored a season-high 26 points in the CBI semifinal game against Bradley (3/26)
- Had 10 points vs. Old Dominion (3/24) in CBI quarterfinal game
- Scored seven points vs. Georgia Tech (3/13) in ACC Tournament
- Had nine points vs. NC State (2/24)
- Had four points and a career-high four assists at Boston College (2/17)
- Had seven points vs. North Carolina (2/12)
- Had four points and four rebounds at Wake Forest (2/9)
- Had eight points vs. Hartford (12/30)
- Scored 10 points and had four rebounds vs. Elon (12/22)
- Had eight points, five rebounds, and two assists vs. Northwestern (11/27)
- Scored 15 points (5-7 3FG) at Arizona (11/17)
- Had first career double-figure scoring game with 10 points vs. Howard (11/14)
- Started the season opener vs. Vermont (11/11), his collegiate debut, and had eight points and six rebounds
- Had 12 points and six rebounds in a start in an exhibition against Carson-Newman (11/4)

## SINGLE GAME BESTS

### POINTS

Season: 26 vs. Bradley (3/26/08)  
 Career: 26 vs. Bradley (3/26/08)  
 ACC: 9 vs. NC State (2/24/08)

### REBOUNDS

Season: 6 vs. Vermont (11/11/07)  
 Career: 6 vs. Vermont (11/11/07)  
 ACC: 4 at WF (2/9/08), vs. Duke (3/5/08)

### FG MADE

Season: 9 vs. Bradley (3/26/08)  
 Career: 9 vs. Bradley (3/26/08)  
 ACC: 4 vs. NCSU (2/24/08)

### FG ATTEMPTS

Season: 14 vs. Bradley (3/26/08)  
 Career: 14 vs. Bradley (3/26/08)  
 ACC: 8 vs. NCSU (2/24/08), vs. GT (3/13/08)

### 3 PT FG MADE

Season: 6 vs. Bradley (3/26/08)  
 Career: 6 vs. Bradley (3/26/08)  
 ACC: 1 on three occasions

### 3 PT FG ATTEMPTS

Season: 8 vs. Bradley (3/26/08)  
 Career: 8 vs. Bradley (3/26/08)  
 ACC: 4 vs. Georgia Tech (3/13/08)

### FT MADE

Season: 4 vs. N'western (11/27/07), vs. Hartford (12/30/07)  
 Career: 4 vs. N'western (11/27/07), vs. Hartford (12/30/07)  
 ACC: 2 on four occasions

### FT ATTEMPTS

Season: 5 vs. N'western (11/27/07), vs. Hartford (12/30/07)  
 Career: 5 vs. N'western (11/27/07), vs. Hartford (12/30/07)  
 ACC: 3 vs. Georgia Tech (3/13/08)

### ASSISTS

Season: 4 at Boston College (2/17/08)  
 Career: 4 at Boston College (2/17/08)  
 ACC: 4 at Boston College (2/17/08)

### TURNOVERS

Season: 4 vs. Longwood (12/7/07)  
 Career: 4 vs. Longwood (12/7/07)  
 ACC: 3 at Duke (1/13/08)

### BLOCKS

Season: 1 on four occasions  
 Career: 1 on four occasions  
 ACC: 1 at Boston College (2/17/08)

### STEALS

Season: 3 vs. Howard (11/14/07)  
 Career: 3 vs. Howard (11/14/07)  
 ACC: 1 on five occasions

### MINUTES


Season: 31 vs. Bradley (3/26/08)  
 Career: 31 vs. Bradley (3/26/08)  
 ACC: 22 vs. Georgia Tech (3/13/08)

## 2007-08 GAME-BY-GAME:

| Opponent         | GP-GS | FG-FGA | 3FG-3FGA | FT-FTA | Off-Def | Total | A | TO | Blk | Stl | PF | Min | Pts |
|------------------|-------|--------|----------|--------|---------|-------|---|----|-----|-----|----|-----|-----|
| Vermont          | 1-1   | 3-4    | 0-0      | 2-3    | 1-5     | 6     | 1 | 0  | 1   | 0   | 0  | 23  | 8   |
| Howard           | 2-2   | 4-9    | 0-2      | 2-4    | 2-1     | 3     | 2 | 2  | 1   | 3   | 1  | 21  | 10  |
| at Arizona       | 3-3   | 5-8    | 5-7      | 0-0    | 0-1     | 1     | 0 | 3  | 0   | 0   | 3  | 21  | 15  |
| Drexel           | 4-4   | 1-3    | 0-0      | 0-0    | 0-2     | 2     | 0 | 2  | 1   | 0   | 0  | 9   | 2   |
| at Penn          | 5-5   | 0-1    | 0-1      | 2-4    | 0-0     | 0     | 1 | 1  | 0   | 0   | 4  | 9   | 2   |
| vs. Seton Hall   | 6-6   | 2-7    | 0-1      | 0-0    | 1-1     | 2     | 0 | 2  | 0   | 0   | 2  | 18  | 4   |
| Northwestern     | 7-7   | 2-8    | 0-2      | 4-5    | 0-5     | 5     | 2 | 0  | 0   | 0   | 2  | 21  | 8   |
| Syracuse         | 8-8   | 2-4    | 0-1      | 0-0    | 1-0     | 1     | 1 | 2  | 0   | 1   | 2  | 12  | 4   |
| Longwood         | 9-9   | 0-5    | 0-2      | 0-0    | 0-3     | 3     | 0 | 4  | 0   | 1   | 3  | 18  | 0   |
| Hampton          | 10-10 | 2-7    | 0-2      | 2-2    | 1-1     | 2     | 2 | 1  | 0   | 0   | 1  | 14  | 6   |
| Elon             | 11-11 | 4-8    | 0-2      | 2-2    | 0-4     | 4     | 0 | 1  | 0   | 0   | 0  | 22  | 10  |
| Hartford         | 12-12 | 2-3    | 0-0      | 4-5    | 0-1     | 1     | 0 | 2  | 0   | 0   | 1  | 23  | 8   |
| at Xavier        | 13-13 | 1-1    | 0-0      | 0-0    | 0-1     | 1     | 0 | 1  | 0   | 0   | 1  | 6   | 2   |
| at Duke          | 14-13 | 0-0    | 0-0      | 0-0    | 0-1     | 1     | 0 | 3  | 0   | 0   | 0  | 4   | 0   |
| Virginia Tech    | 15-13 | 0-2    | 0-0      | 2-2    | 1-0     | 1     | 0 | 0  | 0   | 0   | 0  | 11  | 2   |
| Boston College   | 16-13 | 1-4    | 0-1      | 0-0    | 1-0     | 1     | 0 | 1  | 0   | 0   | 0  | 12  | 2   |
| at Florida State | 17-13 | 0-3    | 0-2      | 0-0    | 0-0     | 0     | 0 | 1  | 0   | 1   | 4  | 10  | 0   |
| Georgia Tech     | 18-13 | 0-0    | 0-0      | 0-0    | 0-0     | 0     | 1 | 1  | 0   | 0   | 3  | 4   | 0   |
| at Maryland      | 19-13 | 0-0    | 0-0      | 0-0    | 0-1     | 1     | 1 | 1  | 0   | 0   | 0  | 3   | 0   |
| at Virginia Tech | 20-13 | 0-2    | 0-0      | 0-1    | 0-1     | 1     | 0 | 2  | 0   | 1   | 3  | 14  | 0   |
| Clemson          | 21-13 | 0-1    | 0-1      | 1-2    | 0-0     | 0     | 0 | 0  | 0   | 0   | 0  | 8   | 1   |
| at Wake Forest   | 22-14 | 1-6    | 1-2      | 1-2    | 0-4     | 4     | 0 | 2  | 0   | 0   | 1  | 17  | 4   |
| North Carolina   | 23-15 | 3-6    | 1-3      | 0-0    | 0-2     | 2     | 0 | 0  | 0   | 1   | 1  | 19  | 7   |
| at Boston Coll.  | 24-16 | 1-7    | 0-1      | 2-2    | 1-1     | 2     | 4 | 1  | 1   | 0   | 2  | 21  | 4   |
| NC State         | 25-17 | 4-8    | 0-2      | 1-1    | 0-0     | 0     | 1 | 1  | 0   | 1   | 3  | 21  | 9   |
| at Miami         | 26-18 | 0-1    | 0-0      | 0-0    | 1-0     | 1     | 0 | 2  | 0   | 0   | 2  | 8   | 0   |
| at Georgia Tech  | 27-19 | 1-5    | 0-1      | 2-2    | 1-1     | 2     | 1 | 0  | 0   | 0   | 1  | 14  | 4   |
| Duke             | 28-20 | 1-5    | 0-1      | 1-2    | 1-3     | 4     | 0 | 0  | 0   | 0   | 0  | 17  | 3   |
| Maryland         | 29-21 | 0-1    | 0-0      | 0-0    | 0-0     | 0     | 0 | 1  | 0   | 1   | 0  | 10  | 0   |
| vs. Ga. Tech     | 30-22 | 2-8    | 1-4      | 2-3    | 2-1     | 3     | 0 | 0  | 0   | 0   | 4  | 22  | 7   |
| Richmond         | 31-23 | 0-0    | 0-0      | 1-2    | 0-0     | 0     | 0 | 3  | 0   | 0   | 0  | 10  | 1   |
| Old Dominion     | 32-24 | 4-10   | 2-5      | 0-0    | 1-0     | 1     | 0 | 1  | 0   | 0   | 1  | 21  | 10  |
| Bradley          | 33-25 | 9-14   | 6-8      | 2-3    | 0-5     | 5     | 0 | 0  | 0   | 0   | 1  | 31  | 26  |

## CAREER STATISTICS

| Year    | G-GS  | Min-Avg. | FG-FGA | Pct. | 3FG-3FGA | Pct. | FT-FTA | Pct. | Off-Def. | Reb-Avg. | PF-DQ | Ast | TO | Blk | Stl | Pts-Avg |
|---------|-------|----------|--------|------|----------|------|--------|------|----------|----------|-------|-----|----|-----|-----|---------|
| 2007-08 | 33-25 | 494-15.0 | 55-151 | .364 | 16-51    | .314 | 33-47  | .702 | 15-45    | 60-1.8   | 46-0  | 17  | 41 | 4   | 10  | 159-4.8 |
| ACC     | 16-8  | 193-12.1 | 12-51  | .235 | 2-14     | .143 | 10-14  | .714 | 6-14     | 20-1.3   | 20-0  | 8   | 16 | 1   | 5   | 36-2.3  |
| CAREER  | 33-25 | 494-15.0 | 55-151 | .364 | 16-51    | .314 | 33-47  | .702 | 15-45    | 60-1.8   | 46-0  | 17  | 41 | 4   | 10  | 159-4.8 |
| ACC     | 16-8  | 193-12.1 | 12-51  | .235 | 2-14     | .143 | 10-14  | .714 | 6-14     | 20-1.3   | 20-0  | 8   | 16 | 1   | 5   | 36-2.3  |



# ADRIAN JOSEPH

# #30

Senior • Forward • 6-7 • 201 • San Fernando, Trinidad • Brewster Academy

## 2007-08 SEASON:

- Co-captain who started every game except the last one
- Led the team in rebounding, tied for second in blocked shots, and was third in three-point field goals and scoring
- Had five double-doubles in points and rebounds
- Scored in double figures in 15 games and had double figures rebounds in six games
- Scored 15 points against Bradley in the semifinals of the CBI
- Had 19 points, tying his career high against an ACC opponent, and six rebounds vs. Clemson
- Had 13 points, nine rebounds, and tied a career-high with three assists vs. Georgia Tech (1/27)
- Had 17 points and eight rebounds at Florida State
- Scored 17 points, all in the second half, vs. Boston College (1/19)
- Had a double-double (15 pts, 12 rebs.) and tied a career-high with two blocks vs. Hartford
- Scored 16 points, all in the second half, against Elon
- Scored a team-high 19 points vs. Hampton on 7-11 FG (4-7 3FG)
- Had a double-double (13 points, 10 rebounds) vs. Longwood
- Had a double-double (19 points, 13 rebounds) vs. Syracuse
- Grabbed a career-high 16 rebounds vs. Seton Hall
- Had 23 points (one shy of his career high) and 11 rebounds at Penn to post his second consecutive double-double
- Posted his first career double-double with 11 points and 11 rebounds vs. Drexel
- Had 19 points against Vermont in the season opener

## 2007-08 GAME-BY GAME:

| Opponent         | GP-GS | FG-FGA | 3FG-3FGA | FT-FTA | Off-Def | Total | A | TO | Blk | Stl | PF | Min | Pts |
|------------------|-------|--------|----------|--------|---------|-------|---|----|-----|-----|----|-----|-----|
| Vermont          | 1-1   | 7-11   | 5-8      | 0-0    | 0-6     | 6     | 3 | 1  | 1   | 0   | 2  | 31  | 19  |
| Howard           | 2-2   | 2-10   | 1-5      | 0-0    | 1-4     | 5     | 1 | 0  | 0   | 2   | 0  | 22  | 5   |
| at Arizona       | 3-3   | 1-2    | 0-1      | 2-2    | 2-1     | 3     | 1 | 1  | 0   | 1   | 2  | 22  | 4   |
| Drexel           | 4-4   | 4-9    | 1-4      | 2-2    | 2-9     | 11    | 1 | 0  | 0   | 0   | 2  | 30  | 11  |
| at Penn          | 5-5   | 7-14   | 5-7      | 4-5    | 5-6     | 11    | 0 | 2  | 1   | 1   | 2  | 24  | 23  |
| vs. Seton Hall   | 6-6   | 2-7    | 2-5      | 0-0    | 5-11    | 16    | 1 | 5  | 1   | 0   | 1  | 28  | 6   |
| Northwestern     | 7-7   | 3-9    | 2-5      | 0-0    | 1-4     | 5     | 0 | 0  | 1   | 3   | 1  | 18  | 8   |
| Syracuse         | 8-8   | 8-18   | 3-10     | 0-0    | 4-9     | 13    | 2 | 5  | 0   | 0   | 2  | 38  | 19  |
| Longwood         | 9-9   | 4-11   | 3-8      | 2-3    | 2-8     | 10    | 1 | 3  | 1   | 0   | 1  | 28  | 13  |
| Hampton          | 10-10 | 7-11   | 4-7      | 1-3    | 0-3     | 3     | 1 | 4  | 0   | 2   | 3  | 31  | 19  |
| Elon             | 11-11 | 6-12   | 1-6      | 3-4    | 1-1     | 2     | 2 | 0  | 0   | 2   | 1  | 23  | 16  |
| Hartford         | 12-12 | 5-12   | 3-7      | 2-2    | 3-9     | 12    | 0 | 1  | 2   | 1   | 1  | 30  | 15  |
| at Xavier        | 13-13 | 2-7    | 2-6      | 0-0    | 2-1     | 3     | 2 | 1  | 0   | 0   | 0  | 18  | 6   |
| at Duke          | 14-14 | 1-4    | 0-1      | 1-1    | 3-6     | 9     | 1 | 0  | 0   | 0   | 0  | 30  | 3   |
| Virginia Tech    | 15-15 | 4-13   | 3-11     | 0-0    | 1-7     | 8     | 0 | 1  | 0   | 1   | 1  | 39  | 11  |
| Boston College   | 16-16 | 6-12   | 1-3      | 4-4    | 3-2     | 5     | 0 | 1  | 0   | 1   | 2  | 27  | 17  |
| at Florida State | 17-17 | 7-12   | 3-7      | 0-0    | 4-4     | 8     | 1 | 2  | 0   | 0   | 0  | 37  | 17  |
| Georgia Tech     | 18-18 | 5-11   | 2-6      | 1-2    | 1-8     | 9     | 3 | 1  | 0   | 0   | 1  | 33  | 13  |
| at Maryland      | 19-19 | 0-4    | 0-2      | 2-2    | 1-2     | 3     | 0 | 2  | 0   | 1   | 1  | 16  | 2   |
| at Virginia Tech | 20-20 | 3-9    | 2-6      | 0-0    | 1-7     | 8     | 3 | 0  | 1   | 1   | 3  | 42  | 8   |
| Clemson          | 21-21 | 8-12   | 2-5      | 1-2    | 2-4     | 6     | 1 | 3  | 1   | 1   | 1  | 34  | 19  |
| at Wake Forest   | 22-22 | 2-7    | 0-1      | 0-0    | 0-3     | 3     | 0 | 4  | 0   | 1   | 2  | 32  | 4   |
| North Carolina   | 23-23 | 2-10   | 2-6      | 2-2    | 2-3     | 5     | 1 | 1  | 1   | 0   | 1  | 24  | 8   |
| at Boston Coll.  | 24-24 | 2-4    | 1-3      | 0-0    | 0-1     | 1     | 2 | 0  | 1   | 0   | 1  | 17  | 5   |
| NC State         | 25-25 | 3-6    | 0-2      | 3-4    | 0-4     | 4     | 0 | 1  | 0   | 1   | 2  | 18  | 9   |
| at Miami         | 26-26 | 0-5    | 0-3      | 0-0    | 0-1     | 1     | 0 | 0  | 0   | 0   | 2  | 13  | 0   |
| at Georgia Tech  | 27-27 | 2-8    | 1-4      | 0-0    | 1-3     | 4     | 0 | 0  | 0   | 0   | 0  | 16  | 5   |
| Duke             | 28-28 | 1-4    | 1-3      | 0-0    | 0-2     | 2     | 0 | 0  | 0   | 0   | 2  | 14  | 3   |
| Maryland         | 29-29 | 4-9    | 1-4      | 4-6    | 3-3     | 6     | 0 | 0  | 0   | 1   | 1  | 22  | 13  |
| vs. Ga. Tech     | 30-30 | 1-2    | 1-2      | 0-0    | 0-0     | 0     | 0 | 1  | 0   | 0   | 0  | 7   | 3   |
| Richmond         | 31-31 | 1-4    | 1-2      | 1-2    | 1-2     | 3     | 0 | 1  | 1   | 0   | 2  | 14  | 4   |
| Old Dominion     | 32-32 | 2-2    | 0-0      | 0-0    | 1-1     | 2     | 0 | 0  | 0   | 0   | 0  | 9   | 4   |
| Bradley          | 33-32 | 6-7    | 3-4      | 0-0    | 1-1     | 2     | 3 | 0  | 0   | 1   | 3  | 21  | 15  |

## CAREER STATISTICS

| Year          | G-GS          | Min-Avg.         | FG-FGA         | Pct.        | 3FG-3FGA       | Pct.        | FT-FTA        | Pct.        | Off-Def.       | Reb-Avg.       | PF-DQ        | Ast       | TO         | Blk       | Stl       | Pts-Avg        |
|---------------|---------------|------------------|----------------|-------------|----------------|-------------|---------------|-------------|----------------|----------------|--------------|-----------|------------|-----------|-----------|----------------|
| 2004-05       | 23-6          | 322-14.0         | 37-93          | .398        | 14-41          | .341        | 9-13          | .692        | 9-18           | 27-1.2         | 21-0         | 8         | 12         | 3         | 10        | 97-4.2         |
| ACC           | 11-5          | 195-17.7         | 21-53          | .396        | 12-26          | .462        | 7-7           | 1.000       | 7-10           | 17-1.5         | 14-0         | 6         | 5          | 1         | 6         | 61-5.5         |
| 2005-06       | 30-19         | 857-28.6         | 103-256        | .402        | 46-136         | .338        | 31-42         | .738        | 32-102         | 134-4.5        | 46-1         | 16        | 45         | 19        | 11        | 283-9.4        |
| ACC           | 16-14         | 465-29.1         | 53-132         | .402        | 25-74          | .338        | 15-18         | .833        | 14-60          | 74-4.6         | 21-0         | 9         | 20         | 7         | 5         | 146-9.1        |
| 2006-07       | 31-3          | 686-22.1         | 88-199         | .442        | 42-121         | .347        | 6-8           | .750        | 33-76          | 109-3.5        | 39-0         | 29        | 26         | 7         | 11        | 224-7.2        |
| ACC           | 16-0          | 308-19.3         | 37-92          | .402        | 21-62          | .339        | 0-0           | .000        | 12-34          | 46-2.9         | 20-0         | 11        | 11         | 5         | 2         | 95-5.9         |
| 2007-08       | 33-32         | 808-24.5         | 118-278        | .424        | 56-154         | .364        | 35-46         | .761        | 53-136         | 189-5.7        | 43-0         | 30        | 41         | 12        | 21        | 327-9.9        |
| ACC           | 16-16         | 414-25.9         | 50-130         | .385        | 19-67          | .284        | 18-23         | .783        | 22-60          | 82-5.1         | 20-0         | 12        | 16         | 4         | 8         | 137-8.6        |
| <b>CAREER</b> | <b>117-60</b> | <b>2673-22.8</b> | <b>346-826</b> | <b>.419</b> | <b>158-452</b> | <b>.350</b> | <b>81-109</b> | <b>.743</b> | <b>127-332</b> | <b>459-3.9</b> | <b>149-1</b> | <b>83</b> | <b>124</b> | <b>41</b> | <b>53</b> | <b>931-8.0</b> |
| ACC           | 59-35         | 1382-23.4        | 161-407        | .396        | 77-229         | .336        | 40-48         | .833        | 55-164         | 219-3.7        | 75-0         | 38        | 52         | 17        | 21        | 439-7.4        |

## SINGLE GAME BESTS

### POINTS

Season: 23 at Penn (11/23/07)  
 Career: 24 vs. Loyola (12/23/05)  
 ACC: 19 vs. Wake (1/2/05), vs. Clemson (2/7/08)

### REBOUNDS

Season: 16 vs. Seton Hall (11/24/07)  
 Career: 16 vs. Seton Hall (11/24/07)  
 ACC: 9 at Duke (1/13/08), vs. Ga Tech (1/27/08)

### FG MADE

Season: 8 vs. Syracuse (12/5/07), vs. Clemson (2/7/08)  
 Career: 9 vs. Loyola (12/23/05)  
 ACC: 8 vs. Clemson (2/7/08)

### FG ATTEMPTS

Season: 18 vs. Syracuse (12/5/07)  
 Career: 18 vs. Syracuse (12/5/07)  
 ACC: 13 vs. Virginia Tech (1/16/08)

### 3 PT FG MADE

Season: 5 vs. Vermont (11/11/07), at Penn (11/23/07)  
 Career: 5 on four occasions  
 ACC: 5 vs. Florida State (2/17/07)

### 3 PT FG ATTEMPTS

Season: 11 vs. Virginia Tech (1/16/08)  
 Career: 11 vs. Virginia Tech (1/16/08)  
 ACC: 11 vs. Virginia Tech (1/16/08)

### FT MADE

Season: 4 on three occasions  
 Career: 4 on five occasions  
 ACC: 4 on three occasions

### FT ATTEMPTS

Season: 6 vs. Maryland (3/9/08)  
 Career: 6 vs. Maryland (3/9/08)  
 ACC: 6 vs. Maryland (3/9/08)

### ASSISTS

Season: 3 on four occasions  
 Career: 3 on eight occasions  
 ACC: 3 on four occasions

### TURNOVERS

Season: 5 vs. Seton Hall (11/24/07), vs. Syracuse (12/5/07)  
 Career: 5 on three occasions  
 ACC: 4 at Wake Forest (2/9/08)

### BLOCKS


Season: 2 vs. Hartford (12/30/07)  
 Career: 2 on six occasions  
 ACC: 2 at NC State (2/1/06)

### STEALS

Season: 3 vs. Northwestern (11/27/07)  
 Career: 3 on three occasions  
 ACC: 3 vs. Duke (1/16/05)

### MINUTES

Season: 42 at Virginia Tech (2/2/08)  
 Career: 42 at Virginia Tech (2/2/08)  
 ACC: 42 at Virginia Tech (2/2/08)



# JEROME MEYINSSE

# #55

Sophomore • Forward/Center • 6-8 • 245 • Baton Rouge, La. • McKinley H.S.

## 2007-08 SEASON:

- Named to the 2008 All-ACC Academic Team
- Played off the bench in 21 of the last 25 games and saw action in 26 games overall
- Made 69.7 percent (23-33) of his shots from the field for the season
- Had four points, four rebounds and a career-high two blocks vs. Richmond in CBI 1st Round
- Had two points and one rebound vs. Clemson
- Had four points (ACC career high) and three rebounds at Florida State
- Had two points and three rebounds vs. Boston College (1/19)
- Had three points, seven rebounds, and his first block of the season vs. Hartford
- Had a career-high 12 points with 5-5 FG shooting vs. Elon in 21 minutes
- Scored nine points and grabbed a career-high nine rebounds vs. Hampton in a career-high 22 minutes
- Had three rebounds vs. Longwood
- Scored two points vs. Howard and Northwestern
- Had four points and two rebounds in the season opener vs. Vermont
- Had seven points and seven rebounds in 14 minutes of action in the exhibition against Carson-Newman

## SINGLE GAME BESTS

### POINTS

Season: 12 vs. Elon (12/22/07)  
 Career: 12 vs. Elon (12/22/07)  
 ACC: 4 at Florida State (1/23/08)

### REBOUNDS

Season: 9 vs. Hampton (12/19/07)  
 Career: 9 vs. Hampton (12/19/07)  
 ACC: 3 vs. BC (1/19/08), at FSU (1/23/08)

### FG MADE

Season: 5 vs. Elon (12/22/07)  
 Career: 5 vs. Elon (12/22/07)  
 ACC: 2 at Florida State (1/23/08)

### FG ATTEMPTS

Season: 7 vs. Hampton (12/19/07)  
 Career: 7 vs. Hampton (12/19/07)  
 ACC: 3 vs. Clemson (2/7/08)

### 3 PT FG MADE

Season: --  
 Career: --  
 ACC: --

### 3 PT FG ATTEMPTS

Season: --  
 Career: --  
 ACC: --

### FT MADE

Season: 2 vs. Elon (12/22/07)  
 Career: 5 vs. UMES (11/26/06)  
 ACC: --

### FT ATTEMPTS

Season: 4 vs. Elon (12/22/07)  
 Career: 6 vs. UMES (11/26/06)  
 ACC: 2 vs. Boston College (1/19/08)

### ASSISTS

Season: 1 vs. Hampton (12/19/07), vs. Elon (12/22/07)  
 Career: 1 on three occasions  
 ACC: --

### TURNOVERS

Season: 2 vs. Vermont (11/11/07), at Penn (11/23/07)  
 Career: 2 on three occasions  
 ACC: --

### BLOCKS

Season: 2 vs. Richmond (3/18/08)  
 Career: 2 vs. Richmond (3/18/08)  
 ACC: --

### STEALS

Season: 1 on three occasions  
 Career: 2 vs. PR-Mayaguez (12/21/06)  
 ACC: 1 at Florida State (1/23/08)

### MINUTES

Season: 22 vs. Hampton (12/19/07)  
 Career: 22 vs. Hampton (12/19/07)  
 ACC: 14 at Florida State (1/23/08)

## 2007-08 GAME-BY-GAME:

| Opponent         | GP-GS | FG-FGA | 3FG-3FGA | FT-FTA | Off-Def | Total | A | TO | Blk | Stl | PF | Min | Pts |
|------------------|-------|--------|----------|--------|---------|-------|---|----|-----|-----|----|-----|-----|
| Vermont          | 1-0   | 2-2    | 0-0      | 0-0    | 1-1     | 2     | 0 | 2  | 0   | 0   | 2  | 10  | 4   |
| Howard           | 2-0   | 1-1    | 0-0      | 0-0    | 1-0     | 1     | 0 | 0  | 0   | 0   | 0  | 5   | 2   |
| at Arizona       | DNP   |        |          |        |         |       |   |    |     |     |    |     |     |
| Drexel           | 3-0   | 0-0    | 0-0      | 0-0    | 0-1     | 1     | 0 | 0  | 0   | 0   | 0  | 2   | 0   |
| at Penn          | 4-0   | 0-0    | 0-0      | 0-0    | 1-0     | 1     | 0 | 2  | 0   | 1   | 2  | 4   | 0   |
| vs. Seton Hall   | DNP   |        |          |        |         |       |   |    |     |     |    |     |     |
| Northwestern     | 5-0   | 1-1    | 0-0      | 0-0    | 0-1     | 1     | 0 | 0  | 0   | 0   | 0  | 6   | 2   |
| Syracuse         | DNP   |        |          |        |         |       |   |    |     |     |    |     |     |
| Longwood         | 6-0   | 0-0    | 0-0      | 0-0    | 2-1     | 3     | 0 | 1  | 0   | 0   | 0  | 6   | 0   |
| Hampton          | 7-0   | 4-7    | 0-0      | 1-3    | 3-6     | 9     | 1 | 1  | 0   | 0   | 4  | 22  | 9   |
| Elon             | 8-0   | 5-5    | 0-0      | 2-4    | 1-1     | 2     | 1 | 0  | 0   | 1   | 4  | 21  | 12  |
| Hartford         | 9-0   | 1-3    | 0-0      | 1-1    | 2-5     | 7     | 0 | 0  | 1   | 0   | 2  | 14  | 3   |
| at Xavier        | 10-0  | 0-0    | 0-0      | 0-0    | 0-0     | 0     | 0 | 1  | 0   | 0   | 0  | 7   | 0   |
| at Duke          | 11-0  | 0-0    | 0-0      | 0-0    | 0-1     | 1     | 0 | 0  | 0   | 0   | 1  | 5   | 0   |
| Virginia Tech    | 12-0  | 0-0    | 0-0      | 0-0    | 1-0     | 1     | 0 | 0  | 0   | 0   | 2  | 4   | 0   |
| Boston College   | 13-0  | 1-2    | 0-0      | 0-2    | 0-3     | 3     | 0 | 0  | 0   | 0   | 1  | 8   | 2   |
| at Florida State | 14-0  | 2-2    | 0-0      | 0-0    | 1-2     | 3     | 0 | 0  | 0   | 1   | 4  | 14  | 4   |
| Georgia Tech     | 15-0  | 0-0    | 0-0      | 0-0    | 0-1     | 1     | 0 | 0  | 0   | 0   | 0  | 5   | 0   |
| at Maryland      | 16-0  | 1-1    | 0-0      | 0-0    | 0-0     | 0     | 0 | 0  | 0   | 0   | 4  | 9   | 2   |
| at Virginia Tech | 17-0  | 0-0    | 0-0      | 0-0    | 0-0     | 0     | 0 | 0  | 0   | 0   | 3  | 2   | 0   |
| Clemson          | 18-0  | 1-3    | 0-0      | 0-0    | 0-1     | 1     | 0 | 0  | 0   | 0   | 1  | 8   | 2   |
| at Wake Forest   | 19-0  | 1-2    | 0-0      | 0-0    | 2-0     | 2     | 0 | 0  | 0   | 0   | 0  | 4   | 2   |
| North Carolina   | DNP   |        |          |        |         |       |   |    |     |     |    |     |     |
| at Boston Coll.  | DNP   |        |          |        |         |       |   |    |     |     |    |     |     |
| NC State         | 20-0  | 0-0    | 0-0      | 0-0    | 1-1     | 2     | 0 | 0  | 0   | 0   | 1  | 4   | 0   |
| at Miami         | 21-0  | 1-1    | 0-0      | 0-0    | 0-0     | 0     | 0 | 0  | 0   | 0   | 0  | 4   | 2   |
| at Georgia Tech  | 22-0  | 0-0    | 0-0      | 0-0    | 0-2     | 2     | 0 | 0  | 0   | 0   | 4  | 7   | 0   |
| Duke             | DNP   |        |          |        |         |       |   |    |     |     |    |     |     |
| Maryland         | 23-0  | 0-0    | 0-0      | 0-0    | 0-1     | 1     | 0 | 0  | 0   | 0   | 0  | 3   | 0   |
| vs. Ga. Tech     | 24-0  | 0-1    | 0-0      | 0-0    | 1-0     | 1     | 0 | 0  | 0   | 0   | 0  | 5   | 0   |
| Richmond         | 25-0  | 2-2    | 0-0      | 0-2    | 1-3     | 4     | 0 | 0  | 2   | 0   | 1  | 8   | 4   |
| Old Dominion     | DNP   |        |          |        |         |       |   |    |     |     |    |     |     |
| Bradley          | 26-0  | 0-0    | 0-0      | 0-0    | 0-0     | 0     | 0 | 0  | 0   | 0   | 0  | 1   | 0   |

## CAREER STATISTICS

| Year          | G-GS        | Min-Avg.       | FG-FGA       | Pct.        | 3FG-3FGA   | Pct.        | FT-FTA       | Pct.        | Off-Def.     | Reb-Avg.      | PF-DQ       | Ast      | TO        | Blk      | Stl      | Pts-Avg       |
|---------------|-------------|----------------|--------------|-------------|------------|-------------|--------------|-------------|--------------|---------------|-------------|----------|-----------|----------|----------|---------------|
| 2006-07       | 15-0        | 100-6.7        | 4-11         | .364        | 0-0        | .000        | 9-13         | .692        | 3-17         | 20-1.3        | 15-0        | 1        | 4         | 2        | 2        | 17-1.1        |
| ACC           | 4-0         | 8-2.0          | 0-1          | .000        | 0-0        | .000        | 0-0          | .000        | 0-0          | 0-0.0         | 3-0         | 0        | 0         | 0        | 0        | 0-0.0         |
| 2007-08       | 26-0        | 188-7.2        | 23-33        | .697        | 0-0        | .000        | 4-12         | .333        | 18-31        | 49-1.9        | 36-0        | 2        | 7         | 3        | 3        | 50-1.9        |
| ACC           | 13-0        | 77-5.9         | 7-11         | .636        | 0-0        | .000        | 0-2          | .000        | 5-12         | 17-1.3        | 21-0        | 0        | 0         | 0        | 1        | 14-1.1        |
| <b>CAREER</b> | <b>41-0</b> | <b>288-7.0</b> | <b>27-44</b> | <b>.614</b> | <b>0-0</b> | <b>.000</b> | <b>13-25</b> | <b>.520</b> | <b>21-48</b> | <b>69-1.7</b> | <b>51-0</b> | <b>3</b> | <b>11</b> | <b>5</b> | <b>5</b> | <b>67-1.6</b> |
| ACC           | 17-0        | 85-5.0         | 7-12         | .583        | 0-0        | .000        | 0-2          | .000        | 5-12         | 17-1.0        | 24-0        | 0        | 0         | 0        | 1        | 14-0.8        |



# LAURYNAS MIKALAUSKAS

# #11

Junior • Forward • 6-8 • 246 • Palanga, Lithuania • Blue Ridge School

## 2007-08 SEASON:

- Averaged 8.7 points and 4.0 rebounds in the last 11 games after returning from injury
- Made 37-56 field goal attempts (66.1 percent) in the last 11 games of the season
- Shooting 58.8 percent (173-294) from the field for his Virginia career
- Scored in double figures in last four games of the regular season (longest streak of his career)
- Had 10 points vs. Old Dominion in the CBI Quarterfinals
- Had 11 points and tied a career high with three assists vs. Maryland (3/9)
- Had 10 points vs. Duke (3/5)
- Had 15 points and seven rebounds at Georgia Tech (3/3)
- Had a double-double with a career-high 16 points and a career-high 13 rebounds at Miami
- Has two career double-doubles
- Tied a career-high with three assists vs. NC State
- Had 13 points (6-7 FG) at Boston College (2/17)
- Had four points vs. North Carolina in his first game after missing 13 games due to injury
- Made his only start of the season vs. Longwood and had four points
- Had seven points and six rebounds vs. Northwestern
- Scored eight points at Penn
- Had six points and six rebounds at Arizona
- Scored five points vs. Howard
- Had eight points and four rebounds in the season opener vs. Vermont

## 2007-08 GAME-BY-GAME:

| Opponent         | GP-GS | FG-FGA | 3FG-3FGA | FT-FTA | Off-Def | Total | A | TO | Blk | Stl | PF | Min | Pts |
|------------------|-------|--------|----------|--------|---------|-------|---|----|-----|-----|----|-----|-----|
| Vermont          | 1-0   | 2-2    | 0-0      | 4-6    | 2-2     | 4     | 0 | 1  | 0   | 0   | 2  | 19  | 8   |
| Howard           | 2-0   | 2-3    | 0-0      | 1-4    | 1-0     | 1     | 0 | 0  | 0   | 0   | 3  | 14  | 5   |
| at Arizona       | 3-0   | 3-4    | 0-0      | 0-0    | 1-5     | 6     | 0 | 0  | 0   | 1   | 1  | 23  | 6   |
| Drexel           | 4-0   | 0-2    | 0-0      | 1-2    | 1-0     | 1     | 1 | 0  | 0   | 1   | 1  | 16  | 1   |
| at Penn          | 5-0   | 3-6    | 0-0      | 2-3    | 2-0     | 2     | 1 | 0  | 1   | 0   | 1  | 12  | 8   |
| vs. Seton Hall   | 6-0   | 1-1    | 0-0      | 1-2    | 2-1     | 3     | 1 | 0  | 0   | 0   | 4  | 14  | 3   |
| Northwestern     | 7-0   | 2-2    | 0-0      | 3-4    | 2-4     | 6     | 0 | 0  | 0   | 0   | 2  | 12  | 7   |
| Syracuse         | 8-0   | 1-3    | 0-0      | 1-1    | 0-1     | 1     | 0 | 0  | 0   | 0   | 1  | 21  | 3   |
| Longwood         | 9-1   | 2-2    | 0-0      | 0-0    | 0-2     | 2     | 0 | 0  | 0   | 0   | 4  | 10  | 4   |
| Hampton          | DNP   |        |          |        |         |       |   |    |     |     |    |     |     |
| Elon             | DNP   |        |          |        |         |       |   |    |     |     |    |     |     |
| Hartford         | DNP   |        |          |        |         |       |   |    |     |     |    |     |     |
| at Xavier        | DNP   |        |          |        |         |       |   |    |     |     |    |     |     |
| at Duke          | DNP   |        |          |        |         |       |   |    |     |     |    |     |     |
| Virginia Tech    | DNP   |        |          |        |         |       |   |    |     |     |    |     |     |
| Boston College   | DNP   |        |          |        |         |       |   |    |     |     |    |     |     |
| at Florida State | DNP   |        |          |        |         |       |   |    |     |     |    |     |     |
| Georgia Tech     | DNP   |        |          |        |         |       |   |    |     |     |    |     |     |
| at Maryland      | DNP   |        |          |        |         |       |   |    |     |     |    |     |     |
| at Virginia Tech | DNP   |        |          |        |         |       |   |    |     |     |    |     |     |
| Clemson          | DNP   |        |          |        |         |       |   |    |     |     |    |     |     |
| at Wake Forest   | DNP   |        |          |        |         |       |   |    |     |     |    |     |     |
| North Carolina   | 10-1  | 2-2    | 0-0      | 0-0    | 1-0     | 1     | 0 | 0  | 0   | 0   | 1  | 13  | 4   |
| at Boston Coll.  | 11-1  | 6-7    | 0-0      | 1-3    | 1-3     | 4     | 0 | 2  | 1   | 0   | 5  | 18  | 13  |
| NC State         | 12-1  | 0-2    | 0-0      | 2-2    | 0-2     | 2     | 3 | 1  | 0   | 1   | 2  | 18  | 2   |
| at Miami         | 13-1  | 7-10   | 0-0      | 2-2    | 9-4     | 13    | 0 | 3  | 0   | 1   | 2  | 20  | 16  |
| at Georgia Tech  | 14-1  | 5-8    | 0-0      | 5-8    | 5-2     | 7     | 0 | 1  | 0   | 1   | 3  | 19  | 15  |
| Duke             | 15-1  | 4-7    | 0-0      | 2-3    | 2-2     | 4     | 0 | 0  | 0   | 0   | 3  | 19  | 10  |
| Maryland         | 16-1  | 4-6    | 0-0      | 3-4    | 3-1     | 4     | 3 | 2  | 0   | 0   | 1  | 30  | 11  |
| vs. Ga. Tech     | 17-1  | 2-4    | 0-0      | 4-4    | 2-0     | 2     | 0 | 1  | 0   | 0   | 0  | 26  | 8   |
| Richmond         | 18-1  | 1-1    | 0-0      | 0-0    | 0-0     | 0     | 0 | 1  | 0   | 0   | 2  | 7   | 2   |
| Old Dominion     | 19-1  | 4-4    | 0-0      | 2-6    | 1-3     | 4     | 1 | 3  | 0   | 0   | 3  | 27  | 10  |
| Bradley          | 20-1  | 2-5    | 0-0      | 1-2    | 1-2     | 3     | 0 | 0  | 0   | 0   | 1  | 14  | 5   |

## CAREER STATISTICS

| Year          | G-GS         | Min-Avg.         | FG-FGA         | Pct.        | 3FG-3FGA   | Pct.        | FT-FTA        | Pct.        | Off-Def.       | Reb-Avg.       | PF-DQ        | Ast       | TO        | Blk       | Stl       | Pts-Avg        |
|---------------|--------------|------------------|----------------|-------------|------------|-------------|---------------|-------------|----------------|----------------|--------------|-----------|-----------|-----------|-----------|----------------|
| 2005-06       | 30-12        | 709-23.6         | 79-139         | .568        | 0-0        | .000        | 27-50         | .540        | 66-70          | 136-4.5        | 87-3         | 2         | 37        | 9         | 10        | 185-6.2        |
| ACC           | 16-1         | 372-23.3         | 39-74          | .527        | 0-0        | .000        | 12-21         | .571        | 35-33          | 68-4.3         | 50-2         | 1         | 16        | 4         | 4         | 90-5.6         |
| 2006-07       | 30-12        | 370-12.3         | 41-74          | .554        | 0-1        | .000        | 30-51         | .588        | 30-30          | 60-2.0         | 54-1         | 13        | 16        | 7         | 2         | 112-3.7        |
| ACC           | 14-10        | 176-12.6         | 19-35          | .543        | 0-0        | .000        | 8-15          | .533        | 17-14          | 31-2.2         | 25-0         | 7         | 7         | 2         | 1         | 46-3.3         |
| 2007-08       | 20-1         | 352-17.6         | 53-81          | .654        | 0-0        | .000        | 35-56         | .625        | 36-34          | 70-3.5         | 42-1         | 10        | 15        | 2         | 5         | 141-7.1        |
| ACC           | 7-0          | 137-19.6         | 28-42          | .667        | 0-0        | .000        | 15-22         | .682        | 21-14          | 35-5.0         | 17-1         | 6         | 9         | 1         | 3         | 71-10.1        |
| <b>CAREER</b> | <b>80-25</b> | <b>1431-17.9</b> | <b>173-294</b> | <b>.588</b> | <b>0-1</b> | <b>.000</b> | <b>92-157</b> | <b>.586</b> | <b>132-134</b> | <b>266-3.3</b> | <b>183-5</b> | <b>25</b> | <b>68</b> | <b>18</b> | <b>17</b> | <b>438-5.5</b> |
| ACC           | 37-11        | 685-18.5         | 86-151         | .570        | 0-0        | .000        | 35-58         | .603        | 73-61          | 134-3.6        | 92-3         | 14        | 32        | 7         | 8         | 207-5.6        |

## SINGLE GAME BESTS

### POINTS

Season: 16 at Miami (3/1/08)  
 Career: 16 at Miami (3/1/08)  
 ACC: 16 at Miami (3/1/08)

### REBOUNDS

Season: 13 at Miami (3/1/08)  
 Career: 13 at Miami (3/1/08)  
 ACC: 13 at Miami (3/1/08)

### FG MADE

Season: 7 at Miami (3/1/08)  
 Career: 7 at Miami (3/1/08)  
 ACC: 7 at Miami (3/1/08)

### FG ATTEMPTS

Season: 10 at Miami (3/1/08)  
 Career: 11 vs. Loyola (12/23/05)  
 ACC: 10 at Miami (3/1/08)

### 3 PT FG MADE

Season: --  
 Career: --  
 ACC: --

### 3 PT FG ATTEMPTS

Season: --  
 Career: 1 vs. Appalachian State (12/19/06)  
 ACC: --

### FT MADE

Season: 5 at Georgia Tech (3/3/08)  
 Career: 5 vs. VT (3/9/06), at GT (3/3/08)  
 ACC: 5 vs. VT (3/9/06), at GT (3/3/08)

### FT ATTEMPTS

Season: 8 at Georgia Tech (3/3/08)  
 Career: 8 on three occasions  
 ACC: 8 vs. VT (3/9/06), at GT (3/3/08)

### ASSISTS

Season: 3 vs. NCSU (2/24/08), vs. Md. (3/9/08)  
 Career: 3 on three occasions  
 ACC: 3 on three occasions

### TURNOVERS

Season: 3 at Miami (3/1/08), vs. ODU (3/24/08)  
 Career: 4 vs. Liberty (11/18/05), vs. Hartford (12/31/05)  
 ACC: 3 at Miami (3/1/08)

### BLOCKS

Season: 1 at Penn (11/23/07), at BC (2/17/08)  
 Career: 2 on three occasions  
 ACC: 2 vs. Boston College (2/21/06)

### STEALS

Season: 1 on five occasions  
 Career: 1 on 17 occasions  
 ACC: 1 on eight occasions

### MINUTES

Season: 30 vs. Maryland (3/9/08)  
 Career: 34 at UNC (3/1/06), at Stanford (3/14/06)  
 ACC: 34 at North Carolina (3/1/06)



# RYAN PETTINELLA

# #34

Senior • Forward/Center • 6-9 • 249 • Webster, N.Y. • McQuaid Jesuit H.S. • Penn

## 2007-08 SEASON:

- Started the last 12 games and the first eight games of the season
- Made 59.6 percent (34-57) of his field goal attempts during the season and shot 63.9 percent (62-97) from the field during his two years at Virginia
- Had seven points and four rebounds vs. Georgia Tech in ACC Tournament
- Had a career-high two blocks vs. Maryland (3/9)
- Had a double-double with a season-high 12 points and a career-high 11 rebounds at Wake Forest
- Had two double-doubles during his Virginia career
- Had four points and eight rebounds in a career-high 26 minutes vs. BC (1/19)
- Had six points and two rebounds vs. Virginia Tech (1/16)
- Had nine points (4-5 FG) at Duke (1/13)
- Did not play vs. Longwood, Hampton and Elon due to injury
- Had six points (3-3 FG) at Penn, his former school
- Had four rebounds at Arizona and vs. Drexel
- Scored five points and grabbed five rebounds (all offensive) vs. Howard
- Had four points, five rebounds, and a career-high two assists vs. Vermont

## SINGLE GAME BESTS (at Virginia)

### POINTS

Season: 12 at Wake Forest (2/9/08)  
 Career: 14 vs. Hampton (12/16/06)  
 ACC: 12 at Wake Forest (2/9/08)

### REBOUNDS

Season: 11 at Wake Forest (2/9/08)  
 Career: 11 at Wake Forest (2/9/08)  
 ACC: 11 at Wake Forest (2/9/08)

### FG MADE

Season: 6 at Wake Forest (2/9/08)  
 Career: 6 vs. Hampton (12/16/06), at WF (2/9/08)  
 ACC: 6 at Wake Forest (2/9/08)

### FG ATTEMPTS

Season: 7 at Wake Forest (2/9/08)  
 Career: 7 at Wake Forest (2/9/08)  
 ACC: 7 at Wake Forest (2/9/08)

### 3 PT FG MADE

Season: --  
 Career: --  
 ACC: --

### 3 PT FG ATTEMPTS

Season: --  
 Career: --  
 ACC: --

### FT MADE

Season: 2 vs. Virginia Tech (1/16/08)  
 Career: 2 on three occasions  
 ACC: 2 vs. Virginia Tech (1/16/08)

### FT ATTEMPTS

Season: 5 at Wake Forest (2/9/08)  
 Career: 6 vs. Hampton (12/16/06)  
 ACC: 5 at Wake Forest (2/9/08)

### ASSISTS

Season: 2 vs. Vermont (11/11/07)  
 Career: 2 vs. Vermont (11/11/07)  
 ACC: 1 on four occasions

### TURNOVERS

Season: 2 on six occasions  
 Career: 2 on six occasions  
 ACC: 2 on three occasions

### BLOCKS

Season: 2 vs. Maryland (3/9/08)  
 Career: 2 vs. Maryland (3/9/08)  
 ACC: 2 vs. Maryland (3/9/08)

### STEALS

Season: 1 on four occasions  
 Career: 1 on six occasions  
 ACC: 1 on three occasions

### MINUTES


Season: 26 vs. Boston College (1/19/08)  
 Career: 26 vs. Boston College (1/19/08)  
 ACC: 26 vs. Boston College (1/19/08)

## 2007-08 GAME-BY-GAME:

| Opponent         | GP-GS | FG-FGA | 3FG-3FGA | FT-FTA | Off-Def | Total | A | TO | Blk | Stl | PF | Min | Pts |
|------------------|-------|--------|----------|--------|---------|-------|---|----|-----|-----|----|-----|-----|
| Vermont          | 1-1   | 2-3    | 0-0      | 0-2    | 2-3     | 5     | 2 | 1  | 0   | 0   | 3  | 9   | 4   |
| Howard           | 2-2   | 2-3    | 0-0      | 1-2    | 5-0     | 5     | 0 | 1  | 1   | 0   | 1  | 21  | 5   |
| at Arizona       | 3-3   | 0-1    | 0-0      | 0-2    | 1-3     | 4     | 0 | 0  | 0   | 1   | 4  | 17  | 0   |
| Drexel           | 4-4   | 0-2    | 0-0      | 0-0    | 3-1     | 4     | 0 | 0  | 0   | 0   | 3  | 8   | 0   |
| at Penn          | 5-5   | 3-3    | 0-0      | 0-2    | 1-1     | 2     | 0 | 2  | 1   | 0   | 4  | 11  | 6   |
| vs. Seton Hall   | 6-6   | 0-1    | 0-0      | 0-2    | 2-0     | 2     | 0 | 0  | 0   | 0   | 2  | 11  | 0   |
| Northwestern     | 7-7   | 0-0    | 0-0      | 0-0    | 1-1     | 2     | 0 | 2  | 0   | 0   | 0  | 10  | 0   |
| Syracuse         | 8-8   | 0-0    | 0-0      | 0-0    | 1-0     | 1     | 0 | 0  | 0   | 0   | 0  | 3   | 0   |
| Longwood         | DNP   |        |          |        |         |       |   |    |     |     |    |     |     |
| Hampton          | DNP   |        |          |        |         |       |   |    |     |     |    |     |     |
| Elon             | DNP   |        |          |        |         |       |   |    |     |     |    |     |     |
| Hartford         | 9-8   | 0-0    | 0-0      | 0-0    | 0-0     | 0     | 0 | 0  | 0   | 0   | 2  | 2   | 0   |
| at Xavier        | 10-8  | 0-0    | 0-0      | 0-0    | 0-0     | 0     | 0 | 0  | 0   | 1   | 1  | 3   | 0   |
| at Duke          | 11-8  | 4-5    | 0-0      | 1-4    | 1-1     | 2     | 0 | 0  | 0   | 0   | 4  | 18  | 9   |
| Virginia Tech    | 12-8  | 2-2    | 0-0      | 2-2    | 1-1     | 2     | 0 | 2  | 0   | 0   | 4  | 20  | 6   |
| Boston College   | 13-8  | 2-5    | 0-0      | 0-0    | 1-7     | 8     | 0 | 0  | 0   | 0   | 4  | 26  | 4   |
| at Florida State | 14-8  | 1-1    | 0-0      | 0-0    | 1-2     | 3     | 0 | 2  | 0   | 0   | 4  | 12  | 2   |
| Georgia Tech     | 15-8  | 0-0    | 0-0      | 1-2    | 0-2     | 2     | 0 | 1  | 0   | 0   | 3  | 21  | 1   |
| at Maryland      | 16-8  | 1-1    | 0-0      | 0-0    | 0-0     | 0     | 0 | 1  | 0   | 0   | 5  | 18  | 2   |
| at Virginia Tech | 17-8  | 2-3    | 0-0      | 0-0    | 0-1     | 1     | 0 | 1  | 0   | 0   | 5  | 15  | 4   |
| Clemson          | 18-8  | 0-0    | 0-0      | 0-0    | 0-1     | 1     | 0 | 2  | 0   | 0   | 4  | 15  | 0   |
| at Wake Forest   | 19-9  | 6-7    | 0-0      | 0-5    | 6-5     | 11    | 0 | 1  | 0   | 0   | 4  | 24  | 12  |
| North Carolina   | 20-10 | 0-4    | 0-0      | 0-0    | 5-1     | 6     | 1 | 0  | 0   | 0   | 3  | 22  | 0   |
| at Boston Coll.  | 21-11 | 0-0    | 0-0      | 0-0    | 1-1     | 2     | 0 | 1  | 0   | 0   | 0  | 9   | 0   |
| NC State         | 22-12 | 1-3    | 0-0      | 1-2    | 1-3     | 4     | 0 | 0  | 0   | 1   | 4  | 18  | 3   |
| at Miami         | 23-13 | 1-1    | 0-0      | 0-0    | 0-1     | 1     | 0 | 0  | 0   | 0   | 4  | 8   | 2   |
| at Georgia Tech  | 24-14 | 0-2    | 0-0      | 0-0    | 1-0     | 1     | 1 | 1  | 0   | 0   | 3  | 12  | 0   |
| Duke             | 25-15 | 0-0    | 0-0      | 0-0    | 0-3     | 3     | 1 | 1  | 0   | 0   | 1  | 12  | 0   |
| Maryland         | 26-16 | 0-0    | 0-0      | 0-0    | 0-0     | 0     | 0 | 0  | 2   | 0   | 3  | 7   | 0   |
| vs. Ga. Tech     | 27-17 | 3-3    | 0-0      | 1-3    | 2-2     | 4     | 0 | 0  | 0   | 1   | 3  | 18  | 7   |
| Richmond         | 28-18 | 0-0    | 0-0      | 1-2    | 0-1     | 1     | 0 | 0  | 0   | 0   | 0  | 12  | 1   |
| Old Dominion     | 29-19 | 1-2    | 0-0      | 1-2    | 0-1     | 1     | 0 | 0  | 0   | 0   | 1  | 11  | 3   |
| Bradley          | 30-20 | 3-5    | 0-0      | 0-3    | 3-0     | 3     | 0 | 2  | 0   | 0   | 1  | 19  | 6   |

## CAREER STATISTICS (at Virginia)

| Year          | G-GS         | Min-Avg.        | FG-FGA       | Pct.        | 3FG-3FGA   | Pct.        | FT-FTA       | Pct.        | Off-Def.     | Reb-Avg.       | PF-DQ        | Ast      | TO        | Blk      | Stl      | Pts-Avg        |
|---------------|--------------|-----------------|--------------|-------------|------------|-------------|--------------|-------------|--------------|----------------|--------------|----------|-----------|----------|----------|----------------|
| 2006-07       | 23-7         | 229-10.0        | 28-40        | .700        | 0-0        | .000        | 9-37         | .243        | 30-28        | 58-2.5         | 47-0         | 1        | 7         | 2        | 2        | 65-2.8         |
| ACC           | 10-0         | 82-8.2          | 6-7          | .857        | 0-0        | .000        | 3-11         | .273        | 7-7          | 14-1.4         | 18-0         | 1        | 2         | 1        | 1        | 15-1.5         |
| 2007-08       | 30-20        | 412-13.7        | 34-57        | .596        | 0-0        | .000        | 9-35         | .257        | 39-42        | 81-2.7         | 80-2         | 5        | 21        | 4        | 4        | 77-2.6         |
| ACC           | 16-8         | 257-16.1        | 20-34        | .588        | 0-0        | .000        | 5-15         | .333        | 18-29        | 47-2.9         | 55-2         | 3        | 13        | 2        | 1        | 45-2.8         |
| <b>CAREER</b> | <b>53-27</b> | <b>641-12.1</b> | <b>62-97</b> | <b>.639</b> | <b>0-0</b> | <b>.000</b> | <b>18-72</b> | <b>.250</b> | <b>69-70</b> | <b>139-2.6</b> | <b>127-2</b> | <b>6</b> | <b>28</b> | <b>6</b> | <b>6</b> | <b>142-2.7</b> |
| ACC           | 26-8         | 339-13.0        | 26-41        | .634        | 0-0        | .000        | 8-26         | .308        | 25-36        | 61-2.3         | 73-2         | 4        | 15        | 3        | 2        | 60-2.3         |



# MIKE SCOTT

# #32

Freshman • Forward • 6-8 • 233 • Chesapeake, Va. • Hargrave Military Academy

## 2007-08 SEASON:

- Started 21 games
- Had two double-doubles and double figure rebounds in four games
- Scored in double figures five times
- Second on the team in rebounding with an average of 5.3 a game
- Recorded his first career double-double with 10 point, 13 rebound performance at Penn
- His 13 rebounds at Penn were the most by a Cavalier freshman since Travis Watson had 15 rebounds vs. NC State (1/12/2000)
- Had a double-double with 11 points and 12 rebounds in a career-high 29 mins. at BC (2/17)
- Scored a season-high 15 points and had six rebounds vs. Hampton, his first career start
- Had 10 points (2-2 3FG) vs. Georgia Tech in ACC Tournament
- Had a career-high three blocks vs. Duke (3/5) and vs. Richmond in CBI 1st Round
- Had six points, six rebounds, and a career-high two assists at Miami
- Had nine points at Virginia Tech (2/2)
- Had six points and 12 rebounds at Maryland (1/30)
- Had nine points and nine rebounds vs. Georgia Tech (1/27)
- Had 10 points, six rebounds, and two blocks at Xavier
- Had six points and a game-high nine rebounds vs. Elon
- Had nine points and a game-high 11 rebounds vs. Longwood
- Had eight points and four rebounds vs. Northwestern

## 2007-08 GAME-BY GAME:

| Opponent         | GP-GS | FG-FGA | 3FG-3FGA | FT-FTA | Off-Def | Total | A | TO | Blk | Stl | PF | Min | Pts |
|------------------|-------|--------|----------|--------|---------|-------|---|----|-----|-----|----|-----|-----|
| Vermont          | 1-0   | 0-1    | 0-0      | 2-2    | 1-0     | 1     | 0 | 0  | 0   | 0   | 0  | 2   | 2   |
| Howard           | 2-0   | 3-4    | 1-1      | 0-1    | 2-4     | 6     | 1 | 0  | 0   | 2   | 0  | 14  | 7   |
| at Arizona       | DNP   |        |          |        |         |       |   |    |     |     |    |     |     |
| Drexel           | 3-0   | 0-2    | 0-0      | 5-6    | 3-2     | 5     | 0 | 0  | 0   | 1   | 2  | 13  | 5   |
| at Penn          | 4-0   | 3-5    | 0-1      | 4-4    | 4-9     | 13    | 1 | 0  | 0   | 3   | 3  | 19  | 10  |
| vs. Seton Hall   | 5-0   | 0-1    | 0-0      | 1-2    | 2-2     | 4     | 0 | 0  | 0   | 0   | 2  | 15  | 1   |
| Northwestern     | 6-0   | 3-5    | 0-0      | 2-2    | 3-1     | 4     | 0 | 0  | 0   | 1   | 1  | 13  | 8   |
| Syracuse         | 7-0   | 1-3    | 0-0      | 2-2    | 3-3     | 6     | 0 | 0  | 1   | 0   | 0  | 15  | 4   |
| Longwood         | 8-0   | 3-5    | 0-0      | 3-4    | 1-10    | 11    | 1 | 1  | 0   | 1   | 3  | 24  | 9   |
| Hampton          | 9-1   | 6-8    | 0-0      | 3-3    | 4-2     | 6     | 0 | 0  | 0   | 0   | 3  | 20  | 15  |
| Elon             | 10-2  | 2-8    | 0-0      | 2-2    | 5-4     | 9     | 0 | 1  | 1   | 0   | 0  | 17  | 6   |
| Hartford         | 11-3  | 2-2    | 0-0      | 1-3    | 1-3     | 4     | 1 | 2  | 0   | 2   | 4  | 20  | 5   |
| at Xavier        | 12-4  | 3-6    | 0-0      | 4-5    | 3-3     | 6     | 0 | 1  | 2   | 0   | 3  | 24  | 10  |
| at Duke          | 13-5  | 1-4    | 0-0      | 0-0    | 2-1     | 3     | 0 | 3  | 1   | 1   | 3  | 9   | 2   |
| Virginia Tech    | 14-6  | 1-6    | 0-0      | 1-2    | 0-5     | 5     | 0 | 1  | 0   | 0   | 4  | 21  | 3   |
| Boston College   | 15-7  | 0-2    | 0-0      | 2-2    | 2-1     | 3     | 0 | 0  | 0   | 0   | 2  | 6   | 2   |
| at Florida State | 16-8  | 2-6    | 0-0      | 1-2    | 1-2     | 3     | 0 | 0  | 0   | 1   | 1  | 15  | 5   |
| Georgia Tech     | 17-9  | 3-6    | 0-0      | 3-4    | 5-4     | 9     | 0 | 0  | 0   | 0   | 5  | 20  | 9   |
| at Maryland      | 18-10 | 3-6    | 0-0      | 0-0    | 4-8     | 12    | 1 | 2  | 0   | 0   | 2  | 24  | 6   |
| at Virginia Tech | 19-11 | 2-5    | 0-0      | 5-7    | 2-1     | 3     | 0 | 3  | 0   | 1   | 3  | 28  | 9   |
| Clemson          | 20-12 | 0-2    | 0-0      | 1-2    | 2-5     | 7     | 1 | 2  | 1   | 0   | 2  | 20  | 1   |
| at Wake Forest   | 21-12 | 0-1    | 0-0      | 3-4    | 2-1     | 3     | 0 | 0  | 0   | 0   | 4  | 12  | 3   |
| North Carolina   | 22-12 | 2-4    | 0-0      | 0-0    | 1-0     | 1     | 0 | 0  | 0   | 2   | 1  | 14  | 4   |
| at Boston Coll.  | 23-13 | 5-11   | 1-2      | 0-2    | 2-10    | 12    | 1 | 1  | 0   | 2   | 2  | 29  | 11  |
| NC State         | 24-14 | 2-4    | 0-1      | 1-2    | 1-2     | 3     | 0 | 1  | 0   | 0   | 1  | 29  | 5   |
| at Miami         | 25-15 | 3-6    | 0-0      | 0-0    | 1-5     | 6     | 2 | 0  | 0   | 0   | 1  | 27  | 6   |
| at Georgia Tech  | 26-16 | 3-5    | 0-0      | 3-5    | 3-1     | 4     | 0 | 1  | 0   | 0   | 4  | 20  | 9   |
| Duke             | 27-17 | 1-3    | 0-0      | 0-0    | 1-2     | 3     | 1 | 1  | 3   | 1   | 1  | 22  | 2   |
| Maryland         | 28-18 | 2-6    | 0-1      | 0-1    | 1-2     | 3     | 0 | 0  | 0   | 0   | 3  | 14  | 4   |
| vs. Ga. Tech     | 29-19 | 3-5    | 2-2      | 2-4    | 0-3     | 3     | 1 | 2  | 0   | 0   | 3  | 20  | 10  |
| Richmond         | 30-20 | 2-4    | 0-1      | 1-1    | 1-2     | 3     | 1 | 0  | 3   | 1   | 3  | 22  | 5   |
| Old Dominion     | 31-21 | 0-1    | 0-1      | 0-0    | 1-2     | 3     | 2 | 2  | 0   | 0   | 1  | 15  | 0   |
| Bradley          | 32-21 | 2-6    | 0-0      | 0-0    | 3-1     | 4     | 1 | 1  | 0   | 1   | 2  | 16  | 4   |

## CAREER STATISTICS

| Year          | G-GS         | Min-Avg.        | FG-FGA        | Pct.        | 3FG-3FGA    | Pct.        | FT-FTA       | Pct.        | Off-Def.      | Reb-Avg.       | PF-DQ       | Ast       | TO        | Blk       | Stl       | Pts-Avg        |
|---------------|--------------|-----------------|---------------|-------------|-------------|-------------|--------------|-------------|---------------|----------------|-------------|-----------|-----------|-----------|-----------|----------------|
| 2007-08       | 32-21        | 579-18.1        | 63-143        | .441        | 4-10        | .400        | 52-74        | .703        | 67-101        | 168-5.3        | 69-1        | 15        | 25        | 12        | 20        | 182-5.7        |
| ACC           | 16-14        | 310-19.4        | 30-77         | .390        | 1-4         | .250        | 20-33        | .606        | 30-50         | 80-5.0         | 39-1        | 6         | 15        | 5         | 8         | 81-5.1         |
| <b>CAREER</b> | <b>32-21</b> | <b>579-18.1</b> | <b>63-143</b> | <b>.441</b> | <b>4-10</b> | <b>.400</b> | <b>52-74</b> | <b>.703</b> | <b>67-101</b> | <b>168-5.3</b> | <b>69-1</b> | <b>15</b> | <b>25</b> | <b>12</b> | <b>20</b> | <b>182-5.7</b> |
| ACC           | 16-14        | 310-19.4        | 30-77         | .390        | 1-4         | .250        | 20-33        | .606        | 30-50         | 80-5.0         | 39-1        | 6         | 15        | 5         | 8         | 81-5.1         |

## SINGLE GAME BESTS

### POINTS

Season: 15 vs. Hampton (12/19/07)  
 Career: 15 vs. Hampton (12/19/07)  
 ACC: 11 at Boston College (2/17/08)

### REBOUNDS

Season: 13 at Penn (11/23/07)  
 Career: 13 at Penn (11/23/07)  
 ACC: 12 at Md (1/30/08), at BC (2/17/08)

### FG MADE

Season: 6 vs. Hampton (12/19/07)  
 Career: 6 vs. Hampton (12/19/07)  
 ACC: 5 at Boston College (2/17/08)

### FG ATTEMPTS

Season: 11 at Boston College (2/17/08)  
 Career: 11 at Boston College (2/17/08)  
 ACC: 11 at Boston College (2/17/08)

### 3 PT FG MADE

Season: 2 vs. Georgia Tech (3/13/08)  
 Career: 2 vs. Georgia Tech (3/13/08)  
 ACC: 2 vs. Georgia Tech (3/13/08)

### 3 PT FG ATTEMPTS

Season: 2 at BC (2/17/08), vs. GT (3/13/08)  
 Career: 2 at BC (2/17/08), vs. GT (3/13/08)  
 ACC: 2 at BC (2/17/08), vs. GT (3/13/08)

### FT MADE

Season: 5 vs. Drexel (11/20/07), at VT (2/2/08)  
 Career: 5 vs. Drexel (11/20/07), at VT (2/2/08)  
 ACC: 5 at Virginia Tech (2/2/08)

### FT ATTEMPTS

Season: 7 at Virginia Tech (2/2/08)  
 Career: 7 at Virginia Tech (2/2/08)  
 ACC: 7 at Virginia Tech (2/2/08)

### ASSISTS

Season: 2 at Miami (3/1/08), vs. ODU (3/24/08)  
 Career: 2 at Miami (3/1/08), vs. ODU (3/24/08)  
 ACC: 2 at Miami (3/1/08)

### TURNOVERS

Season: 3 at Duke (1/13/08), at VT (2/2/08)  
 Career: 3 at Duke (1/13/08), at VT (2/2/08)  
 ACC: 3 at Duke (1/13/08), at VT (2/2/08)

### BLOCKS


Season: 3 vs. Duke (3/5/08), vs. Richmond (3/18/08)  
 Career: 3 vs. Duke (3/5/08), vs. Richmond (3/18/08)  
 ACC: 3 vs. Duke (3/5/08)

### STEALS

Season: 3 at Penn (11/23/07)  
 Career: 3 at Penn (11/23/07)  
 ACC: 2 vs. UNC (2/12/08), at BC (2/17/08)

### MINUTES

Season: 29 at BC (2/17/08), vs. NCSU (2/24/08)  
 Career: 29 at BC (2/17/08), vs. NCSU (2/24/08)  
 ACC: 29 at BC (2/17/08), vs. NCSU (2/24/08)



# WILL SHERRILL

# #22

Freshman • Forward • 6-9 • 215 • New York, N.Y. • Phillips Academy Andover

### 2007-08 SEASON:

- Played in seven games
- Had two rebounds at Xavier
- Had his first career rebound and assist vs. Elon
- Made all of his field goal attempts (3-3) during the season
- Had a career-high three points vs. Longwood, making his first career 3-point attempt
- Had first career steal vs. Northwestern
- Scored two points at Penn
- Made collegiate debut vs. Howard and scored two points
- Played two minutes in the exhibition against Carson-Newman

### SINGLE GAME BESTS

#### POINTS

Season: 3 vs. Longwood (12/7/07)  
 Career: 3 vs. Longwood (12/7/07)  
 ACC: --

#### REBOUNDS

Season: 2 at Xavier (1/3/08)  
 Career: 2 at Xavier (1/3/08)  
 ACC: --

#### FG MADE

Season: 1 on three occasions  
 Career: 1 on three occasions  
 ACC: --

#### FG ATTEMPTS

Season: 1 on three occasions  
 Career: 1 on three occasions  
 ACC: --

#### 3 PT FG MADE

Season: 1 vs. Longwood (12/7/07)  
 Career: 1 vs. Longwood (12/7/07)  
 ACC: --

#### 3 PT FG ATTEMPTS

Season: 1 vs. Longwood (12/7/07)  
 Career: 1 vs. Longwood (12/7/07)  
 ACC: --

#### FT MADE

Season: --  
 Career: --  
 ACC: --

#### FT ATTEMPTS

Season: --  
 Career: --  
 ACC: --

#### ASSISTS

Season: 1 vs. Elon (12/22/07)  
 Career: 1 vs. Elon (12/22/07)  
 ACC: --

#### TURNOVERS

Season: --  
 Career: --  
 ACC: --

#### BLOCKS

Season: --  
 Career: --  
 ACC: --

#### STEALS

Season: 1 vs. Northwestern (11/27/07)  
 Career: 1 vs. Northwestern (11/27/07)  
 ACC: --

#### MINUTES


Season: 3 at Xavier (1/3/08)  
 Career: 3 at Xavier (1/3/08)  
 ACC: 1 vs. Clemson (2/7/08)

### 2007-08 GAME-BY-GAME:

| Opponent         | GP-GS | FG-FGA | 3FG-3FGA | FT-FTA | Off-Def | Total | A | TO | Blk | Stl | PF | Min | Pts |
|------------------|-------|--------|----------|--------|---------|-------|---|----|-----|-----|----|-----|-----|
| Vermont          | DNP   |        |          |        |         |       |   |    |     |     |    |     |     |
| Howard           | 1-0   | 1-1    | 0-0      | 0-0    | 0-0     | 0     | 0 | 0  | 0   | 0   | 0  | 2   | 2   |
| at Arizona       | DNP   |        |          |        |         |       |   |    |     |     |    |     |     |
| Drexel           | DNP   |        |          |        |         |       |   |    |     |     |    |     |     |
| at Penn          | 2-0   | 1-1    | 0-0      | 0-0    | 0-0     | 0     | 0 | 0  | 0   | 0   | 0  | 1   | 2   |
| vs. Seton Hall   | DNP   |        |          |        |         |       |   |    |     |     |    |     |     |
| Northwestern     | 3-0   | 0-0    | 0-0      | 0-0    | 0-0     | 0     | 0 | 0  | 0   | 1   | 0  | 2   | 0   |
| Syracuse         | DNP   |        |          |        |         |       |   |    |     |     |    |     |     |
| Longwood         | 4-0   | 1-1    | 1-1      | 0-0    | 0-0     | 0     | 0 | 0  | 0   | 0   | 0  | 1   | 3   |
| Hampton          | DNP   |        |          |        |         |       |   |    |     |     |    |     |     |
| Elon             | 5-0   | 0-0    | 0-0      | 0-0    | 0-1     | 1     | 1 | 0  | 0   | 0   | 1  | 2   | 0   |
| Hartford         | DNP   |        |          |        |         |       |   |    |     |     |    |     |     |
| at Xavier        | 6-0   | 0-0    | 0-0      | 0-0    | 1-1     | 2     | 0 | 0  | 0   | 0   | 2  | 3   | 0   |
| at Duke          | DNP   |        |          |        |         |       |   |    |     |     |    |     |     |
| Virginia Tech    | DNP   |        |          |        |         |       |   |    |     |     |    |     |     |
| Boston College   | DNP   |        |          |        |         |       |   |    |     |     |    |     |     |
| at Florida State | DNP   |        |          |        |         |       |   |    |     |     |    |     |     |
| Georgia Tech     | DNP   |        |          |        |         |       |   |    |     |     |    |     |     |
| at Maryland      | DNP   |        |          |        |         |       |   |    |     |     |    |     |     |
| at Virginia Tech | DNP   |        |          |        |         |       |   |    |     |     |    |     |     |
| Clemson          | 7-0   | 0-0    | 0-0      | 0-0    | 0-0     | 0     | 0 | 0  | 0   | 0   | 0  | 1   | 0   |
| at Wake Forest   | DNP   |        |          |        |         |       |   |    |     |     |    |     |     |
| North Carolina   | DNP   |        |          |        |         |       |   |    |     |     |    |     |     |
| at Boston Coll.  | DNP   |        |          |        |         |       |   |    |     |     |    |     |     |
| NC State         | DNP   |        |          |        |         |       |   |    |     |     |    |     |     |
| at Miami         | DNP   |        |          |        |         |       |   |    |     |     |    |     |     |
| at Georgia Tech  | DNP   |        |          |        |         |       |   |    |     |     |    |     |     |
| Duke             | DNP   |        |          |        |         |       |   |    |     |     |    |     |     |
| Maryland         | DNP   |        |          |        |         |       |   |    |     |     |    |     |     |
| vs. Ga. Tech     | DNP   |        |          |        |         |       |   |    |     |     |    |     |     |
| Richmond         | DNP   |        |          |        |         |       |   |    |     |     |    |     |     |
| Old Dominion     | DNP   |        |          |        |         |       |   |    |     |     |    |     |     |
| Bradley          | DNP   |        |          |        |         |       |   |    |     |     |    |     |     |

### CAREER STATISTICS

| Year          | G-GS       | Min-Avg.      | FG-FGA     | Pct.         | 3FG-3FGA   | Pct.         | FT-FTA     | Pct.        | Off-Def.   | Reb-Avg.     | PF-DQ      | Ast      | TO       | Blk      | Stl      | Pts-Avg      |
|---------------|------------|---------------|------------|--------------|------------|--------------|------------|-------------|------------|--------------|------------|----------|----------|----------|----------|--------------|
| 2007-08       | 7-0        | 12-1.7        | 3-3        | 1.000        | 1-1        | 1.000        | 0-0        | .000        | 1-2        | 3-0.4        | 3-0        | 1        | 0        | 0        | 1        | 7-1.0        |
| ACC           | 1-0        | 1-1.0         | 0-0        | .000         | 0-0        | .000         | 0-0        | .000        | 0-0        | 0-0.0        | 0-0        | 0        | 0        | 0        | 0        | 0-0.0        |
| <b>CAREER</b> | <b>7-0</b> | <b>12-1.7</b> | <b>3-3</b> | <b>1.000</b> | <b>1-1</b> | <b>1.000</b> | <b>0-0</b> | <b>.000</b> | <b>1-2</b> | <b>3-0.4</b> | <b>3-0</b> | <b>1</b> | <b>0</b> | <b>0</b> | <b>1</b> | <b>7-1.0</b> |
| ACC           | 1-0        | 1-1.0         | 0-0        | .000         | 0-0        | .000         | 0-0        | .000        | 0-0        | 0-0.0        | 0-0        | 0        | 0        | 0        | 0        | 0-0.0        |



# SEAN SINGLETARY

# #44

Senior • Guard • 6-0 • 185 • Philadelphia, Pa. • The William Penn Charter School

## 2007-08 SEASON:

- Co-captain for the 2007-08 season, joining Donald Hand as the only three-year captains in Virginia history
- First-team All-ACC for the third consecutive year in 2008
- First-team NABC All-District 5 for second consecutive year in 2008
- USBWA All-District III for the third consecutive year in 2008
- ACC Player of the Week twice during the season (11/19 and 3/10)
- Bob Cousy Award presented by The Hartford (nation's top point guard) finalist
- One of 10 finalists for the Lowe's Senior CLASS Award
- First-team Collegehoops.net preseason All-American
- Third-team CBSsportsline.com preseason All-American
- Became the fifth Cavalier to score 2,000 career points
- Had a double-double (6th of career, 5th of the season) with 22 points (6 in the final 23 seconds) and 10 assists vs. Old Dominion in CBI Quarterfinals
- Had a double-double with 20 points and 10 assists vs. Georgia Tech in ACC Tournament
- Had a career-high 41 points at Miami
- Tied UVa single-game steals record with seven vs. NC State
- Had second consecutive double-double with 19 points and 10 assists vs. Boston College (1/19)
- Had double-double with 34 points and 10 rebounds vs. Virginia Tech (1/16)
- Had 20 or more points in a game 43 times in his career (16 during the 2007-08 season)
- Had double-double with 14 points and career-high 10 assists vs. Northwestern

## 2007-08 GAME-BY GAME:

| Opponent         | GP-GS | FG-FGA | 3FG-3FGA | FT-FTA | Off-Def | Total | A  | TO | Blk | Stl | PF | Min | Pts |
|------------------|-------|--------|----------|--------|---------|-------|----|----|-----|-----|----|-----|-----|
| Vermont          | 1-1   | 4-9    | 1-2      | 10-12  | 1-4     | 5     | 6  | 6  | 0   | 4   | 2  | 31  | 19  |
| Howard           | 2-2   | 9-16   | 3-6      | 2-2    | 3-1     | 4     | 8  | 5  | 0   | 1   | 2  | 30  | 23  |
| at Arizona       | 3-3   | 6-19   | 1-6      | 11-11  | 0-4     | 4     | 8  | 5  | 0   | 1   | 4  | 36  | 24  |
| Drexel           | 4-4   | 7-19   | 3-3      | 7-8    | 2-5     | 7     | 5  | 8  | 0   | 2   | 3  | 37  | 24  |
| at Penn          | 5-5   | 4-12   | 1-3      | 7-7    | 1-1     | 2     | 4  | 5  | 0   | 1   | 2  | 28  | 16  |
| vs. Seton Hall   | 6-6   | 7-20   | 2-9      | 7-7    | 1-6     | 7     | 7  | 5  | 0   | 0   | 4  | 37  | 23  |
| Northwestern     | 7-7   | 5-9    | 3-6      | 1-1    | 0-2     | 2     | 10 | 2  | 0   | 2   | 1  | 27  | 14  |
| Syracuse         | 8-8   | 3-14   | 2-7      | 2-8    | 0-5     | 5     | 9  | 3  | 0   | 2   | 2  | 35  | 10  |
| Longwood         | 9-9   | 6-11   | 1-3      | 8-8    | 1-1     | 2     | 8  | 6  | 0   | 0   | 1  | 33  | 21  |
| Hampton          | 10-10 | 2-6    | 2-4      | 6-7    | 3-1     | 4     | 4  | 7  | 0   | 1   | 3  | 32  | 12  |
| Elon             | 11-11 | 5-7    | 3-4      | 7-9    | 0-5     | 5     | 8  | 3  | 0   | 3   | 2  | 28  | 20  |
| Hartford         | 12-12 | 3-14   | 1-5      | 5-7    | 1-3     | 4     | 4  | 5  | 0   | 2   | 2  | 29  | 12  |
| at Xavier        | 13-13 | 5-12   | 1-3      | 3-4    | 1-2     | 3     | 7  | 2  | 0   | 1   | 4  | 33  | 14  |
| at Duke          | 14-14 | 6-12   | 2-4      | 4-4    | 0-0     | 0     | 4  | 6  | 0   | 0   | 4  | 34  | 18  |
| Virginia Tech    | 15-15 | 12-21  | 5-7      | 5-6    | 1-9     | 10    | 3  | 4  | 0   | 3   | 4  | 44  | 34  |
| Boston College   | 16-16 | 7-14   | 0-3      | 5-6    | 0-2     | 2     | 10 | 1  | 0   | 6   | 3  | 37  | 19  |
| at Florida State | 17-17 | 4-11   | 1-5      | 2-2    | 2-1     | 3     | 7  | 5  | 0   | 1   | 4  | 33  | 11  |
| Georgia Tech     | 18-18 | 5-19   | 0-6      | 1-2    | 1-3     | 4     | 8  | 4  | 0   | 3   | 5  | 41  | 11  |
| at Maryland      | 19-19 | 9-17   | 1-4      | 4-4    | 0-0     | 0     | 3  | 0  | 0   | 0   | 3  | 34  | 23  |
| at Virginia Tech | 20-20 | 6-15   | 3-6      | 11-14  | 2-3     | 5     | 2  | 3  | 0   | 1   | 4  | 37  | 26  |
| Clemson          | 21-21 | 5-10   | 2-3      | 2-3    | 1-3     | 4     | 2  | 5  | 0   | 0   | 1  | 32  | 14  |
| at Wake Forest   | 22-22 | 7-18   | 0-3      | 7-8    | 1-0     | 1     | 3  | 4  | 0   | 2   | 3  | 36  | 21  |
| North Carolina   | 23-23 | 9-20   | 3-8      | 6-7    | 1-5     | 6     | 7  | 4  | 0   | 3   | 1  | 35  | 27  |
| at Boston Coll.  | 24-24 | 5-10   | 2-3      | 4-4    | 0-5     | 5     | 4  | 1  | 0   | 1   | 4  | 36  | 16  |
| NC State         | 25-25 | 7-15   | 1-4      | 6-8    | 1-1     | 2     | 6  | 3  | 0   | 7   | 1  | 33  | 21  |
| at Miami         | 26-26 | 12-25  | 4-8      | 13-14  | 0-9     | 9     | 3  | 0  | 0   | 1   | 4  | 36  | 41  |
| at Georgia Tech  | 27-27 | 5-13   | 1-5      | 6-6    | 0-1     | 1     | 6  | 3  | 0   | 3   | 2  | 33  | 17  |
| Duke             | 28-28 | 6-16   | 1-7      | 5-6    | 0-1     | 1     | 7  | 5  | 0   | 0   | 3  | 35  | 18  |
| Maryland         | 29-29 | 8-15   | 2-4      | 9-9    | 0-6     | 6     | 8  | 4  | 0   | 1   | 0  | 38  | 27  |
| vs. Ga. Tech     | 30-30 | 4-14   | 1-3      | 11-13  | 1-4     | 5     | 10 | 6  | 0   | 3   | 4  | 33  | 20  |
| Richmond         | 31-31 | 6-13   | 1-1      | 5-6    | 1-3     | 4     | 3  | 4  | 0   | 2   | 2  | 31  | 18  |
| Old Dominion     | 32-32 | 7-12   | 2-7      | 6-7    | 0-3     | 3     | 10 | 1  | 0   | 3   | 2  | 34  | 22  |
| Bradley          | 33-33 | 7-18   | 2-6      | 1-2    | 0-2     | 2     | 8  | 3  | 1   | 0   | 3  | 34  | 17  |

## CAREER STATISTICS

| Year          | G-GS           | Min-Avg.         | FG-FGA          | Pct.        | 3FG-3FGA       | Pct.        | FT-FTA         | Pct.        | Off-Def.       | Reb-Avg.       | PF-DQ        | Ast        | TO         | Blk      | Stl        | Pts-Avg          |
|---------------|----------------|------------------|-----------------|-------------|----------------|-------------|----------------|-------------|----------------|----------------|--------------|------------|------------|----------|------------|------------------|
| 2004-05       | 29-29          | 866-29.9         | 101-262         | .385        | 34-106         | .321        | 69-89          | .775        | 24-64          | 88-3.0         | 92-4         | 113        | 70         | 2        | 48         | 305-10.5         |
| ACC           | 16-16          | 489-30.6         | 55-143          | .385        | 19-57          | .333        | 39-50          | .780        | 13-28          | 41-2.6         | 55-3         | 59         | 28         | 0        | 22         | 168-10.5         |
| 2005-06       | 29-29          | 982-33.9         | 168-420         | .400        | 51-147         | .347        | 125-148        | .845        | 34-94          | 128-4.4        | 65-0         | 121        | 104        | 3        | 54         | 512-17.7         |
| ACC           | 16-16          | 553-34.6         | 97-250          | .388        | 25-84          | .298        | 59-67          | .881        | 16-48          | 64-4.0         | 39-0         | 66         | 59         | 3        | 22         | 278-17.4         |
| 2006-07       | 32-32          | 1064-33.2        | 170-425         | .400        | 79-203         | .389        | 190-218        | .872        | 36-111         | 147-4.6        | 81-1         | 151        | 100        | 1        | 38         | 609-19.0         |
| ACC           | 16-16          | 552-34.5         | 88-216          | .407        | 41-105         | .390        | 66-80          | .825        | 20-59          | 79-4.9         | 42-1         | 68         | 54         | 0        | 20         | 283-17.7         |
| 2007-08       | 33-33          | 1122-34.0        | 203-476         | .426        | 58-158         | .367        | 189-222        | .851        | 26-101         | 127-3.8        | 88-1         | 202        | 128        | 1        | 60         | 653-19.8         |
| ACC           | 16-16          | 574-35.9         | 113-251         | .450        | 28-80          | .350        | 90-123         | .874        | 10-49          | 59-3.7         | 45-1         | 83         | 52         | 0        | 32         | 344-21.5         |
| <b>CAREER</b> | <b>123-123</b> | <b>4034-32.8</b> | <b>642-1583</b> | <b>.406</b> | <b>222-614</b> | <b>.362</b> | <b>573-677</b> | <b>.846</b> | <b>120-370</b> | <b>490-4.0</b> | <b>326-6</b> | <b>587</b> | <b>402</b> | <b>7</b> | <b>200</b> | <b>2079-16.9</b> |
| ACC           | 64-64          | 2168-33.9        | 353-860         | .410        | 113-326        | .347        | 254-300        | .847        | 59-184         | 243-3.8        | 181-5        | 276        | 193        | 3        | 96         | 1073-16.8        |

## SINGLE GAME BESTS

### POINTS

Season: 41 at Miami (3/1/08)  
 Career: 41 at Miami (3/1/08)  
 ACC: 41 at Miami (3/1/08)

### REBOUNDS

Season: 10 vs. Virginia Tech (1/16/08)  
 Career: 10 vs. UNC (3/10/06), vs. Va Tech (1/16/08)  
 ACC: 10 vs. UNC (3/10/06), vs. Va Tech (1/16/08)

### FG MADE

Season: 12 vs. VT (1/16/08), at Miami (3/1/08)  
 Career: 12 vs. VT (1/16/08), at Miami (3/1/08)  
 ACC: 12 vs. VT (1/16/08), at Miami (3/1/08)

### FG ATTEMPTS

Season: 25 at Miami (3/1/08)  
 Career: 25 at Miami (3/1/08)  
 ACC: 25 at Miami (3/1/08)

### 3 PT FG MADE

Season: 5 vs. Virginia Tech (1/16/08)  
 Career: 7 vs. Gonzaga (1/3/07)  
 ACC: 5 at NC State (1/24/07), vs. Va Tech (1/16/08)

### 3 PT FG ATTEMPTS

Season: 9 vs. Seton Hall (11/24/07)  
 Career: 9 vs. Gonzaga (1/3/07), vs. Ga. Tech (2/24/07)  
 ACC: 12 vs. Georgia Tech (2/24/07)

### FT MADE

Season: 13 at Miami (3/1/08)  
 Career: 14 vs. Hampton (12/16/06)  
 ACC: 13 at Miami (3/1/08)

### FT ATTEMPTS

Season: 14 at VT (2/2/08), at Miami (3/1/08)  
 Career: 16 vs. Hampton (12/16/06)  
 ACC: 14 on three occasions

### ASSISTS

Season: 10 on four occasions  
 Career: 10 on four occasions  
 ACC: 10 vs. BC (1/19/08), vs. GT (3/13/08)

### TURNOVERS

Season: 8 vs. Drexel (11/20/07)  
 Career: 9 at Arizona (11/27/05), at Clemson (2/25/06)  
 ACC: 9 at Clemson (2/25/06)

### BLOCKS

Season: 1 vs. Bradley (3/26/08)  
 Career: 2 vs. Auburn (12/3/04)  
 ACC: 1 on three occasions


### STEALS

Season: 7 vs. NC State (2/24/08)  
 Career: 7 vs. NC State (2/24/08)  
 ACC: 7 vs. NC State (2/24/08)

### MINUTES

Season: 44 vs. Virginia Tech (1/16/08)  
 Career: 45 vs. Maryland (2/19/05)  
 ACC: 45 vs. Maryland (2/19/05)





# TUNJI SOROYE

# #21

Senior • Center • 6-11 • 252 • Dugbe Ibadan, Nigeria • Montrose Christian School

## 2007-08 SEASON:

- Missed the last 20 games of the 2007-08 season due to injury
- Made season debut vs. Hartford and had two rebounds and one point in three minutes
- Also played against Xavier and had one rebound in five minutes of action
- Had arthroscopic surgery on Nov. 8 to correct cartilage damage in his left knee and missed the first 11 games of the season
- Had six points, four rebounds, and four blocks in the exhibition against Carson-Newman

## SINGLE GAME BESTS

### POINTS

Season: 1 vs. Hartford (12/30/07)  
 Career: 12 vs. Fordham (12/7/05)  
 ACC: 6 on three occasions

### REBOUNDS

Season: 2 vs. Hartford (12/30/07)  
 Career: 11 vs. Maryland (2/6/07)  
 ACC: 11 vs. Maryland (2/6/07)

### FG MADE

Season: --  
 Career: 4 vs. Fordham (12/7/05), vs. Albany (3/16/07)  
 ACC: 3 vs. Florida State (1/11/06)

### FG ATTEMPTS

Season: 1 at Xavier (1/3/08)  
 Career: 8 vs. Albany (3/16/07)  
 ACC: 5 vs. Florida State (1/11/06)

### 3 PT FG MADE

Season: --  
 Career: --  
 ACC: --

### 3 PT FG ATTEMPTS

Season: --  
 Career: --  
 ACC: --

### FT MADE

Season: 1 vs. Hartford (12/30/07)  
 Career: 4 on three occasions  
 ACC: 4 vs. Clemson (1/7/06)

### FT ATTEMPTS

Season: 2 vs. Hartford (12/30/07)  
 Career: 6 vs. Fordham (12/7/05)  
 ACC: 5 vs. Florida State (2/17/07)

### ASSISTS

Season: --  
 Career: 1 on 13 occasions  
 ACC: 1 on eight occasions

### TURNOVERS

Season: 2 vs. Hartford (12/30/07)  
 Career: 4 at Virginia Tech (1/15/06)  
 ACC: 4 at Virginia Tech (1/15/06)

### BLOCKS

Season: --  
 Career: 5 vs. Duke (3/11/05)  
 ACC: 5 vs. Duke (3/11/05)

### STEALS

Season: --  
 Career: 2 on three occasions  
 ACC: 2 vs. UNC (1/19/06), at FSU (2/18/06)

### MINUTES


Season: 5 at Xavier (1/3/08)  
 Career: 33 vs. Clemson (1/7/06)  
 ACC: 33 vs. Clemson (1/7/06)

## 2007-08 GAME-BY-GAME:

| Opponent         | GP-GS | FG-FGA | 3FG-3FGA | FT-FTA | Off-Def | Total | A | TO | Blk | Stl | PF | Min | Pts |
|------------------|-------|--------|----------|--------|---------|-------|---|----|-----|-----|----|-----|-----|
| Vermont          | DNP   |        |          |        |         |       |   |    |     |     |    |     |     |
| Howard           | DNP   |        |          |        |         |       |   |    |     |     |    |     |     |
| at Arizona       | DNP   |        |          |        |         |       |   |    |     |     |    |     |     |
| Drexel           | DNP   |        |          |        |         |       |   |    |     |     |    |     |     |
| at Penn          | DNP   |        |          |        |         |       |   |    |     |     |    |     |     |
| vs. Seton Hall   | DNP   |        |          |        |         |       |   |    |     |     |    |     |     |
| Northwestern     | DNP   |        |          |        |         |       |   |    |     |     |    |     |     |
| Syracuse         | DNP   |        |          |        |         |       |   |    |     |     |    |     |     |
| Longwood         | DNP   |        |          |        |         |       |   |    |     |     |    |     |     |
| Hampton          | DNP   |        |          |        |         |       |   |    |     |     |    |     |     |
| Elon             | DNP   |        |          |        |         |       |   |    |     |     |    |     |     |
| Hartford         | 1-0   | 0-0    | 0-0      | 1-2    | 1-1     | 2     | 0 | 2  | 0   | 0   | 2  | 3   | 1   |
| at Xavier        | 2-0   | 0-1    | 0-0      | 0-0    | 1-0     | 1     | 0 | 0  | 0   | 0   | 0  | 5   | 0   |
| at Duke          | DNP   |        |          |        |         |       |   |    |     |     |    |     |     |
| Virginia Tech    | DNP   |        |          |        |         |       |   |    |     |     |    |     |     |
| Boston College   | DNP   |        |          |        |         |       |   |    |     |     |    |     |     |
| at Florida State | DNP   |        |          |        |         |       |   |    |     |     |    |     |     |
| Georgia Tech     | DNP   |        |          |        |         |       |   |    |     |     |    |     |     |
| at Maryland      | DNP   |        |          |        |         |       |   |    |     |     |    |     |     |
| at Virginia Tech | DNP   |        |          |        |         |       |   |    |     |     |    |     |     |
| Clemson          | DNP   |        |          |        |         |       |   |    |     |     |    |     |     |
| at Wake Forest   | DNP   |        |          |        |         |       |   |    |     |     |    |     |     |
| North Carolina   | DNP   |        |          |        |         |       |   |    |     |     |    |     |     |
| at Boston Coll.  | DNP   |        |          |        |         |       |   |    |     |     |    |     |     |
| NC State         | DNP   |        |          |        |         |       |   |    |     |     |    |     |     |
| at Miami         | DNP   |        |          |        |         |       |   |    |     |     |    |     |     |
| at Georgia Tech  | DNP   |        |          |        |         |       |   |    |     |     |    |     |     |
| Duke             | DNP   |        |          |        |         |       |   |    |     |     |    |     |     |
| Maryland         | DNP   |        |          |        |         |       |   |    |     |     |    |     |     |
| vs. Ga. Tech     | DNP   |        |          |        |         |       |   |    |     |     |    |     |     |
| Richmond         | DNP   |        |          |        |         |       |   |    |     |     |    |     |     |
| Old Dominion     | DNP   |        |          |        |         |       |   |    |     |     |    |     |     |
| Bradley          | DNP   |        |          |        |         |       |   |    |     |     |    |     |     |

## CAREER STATISTICS

| Year          | G-GS         | Min-Avg.         | FG-FGA       | Pct.        | 3FG-3FGA   | Pct.        | FT-FTA       | Pct.        | Off-Def.      | Reb-Avg.       | PF-DQ        | Ast       | TO        | Blk       | Stl       | Pts-Avg        |
|---------------|--------------|------------------|--------------|-------------|------------|-------------|--------------|-------------|---------------|----------------|--------------|-----------|-----------|-----------|-----------|----------------|
| 2004-05       | 21-2         | 120-5.7          | 4-10         | .400        | 0-0        | .000        | 4-7          | .571        | 7-21          | 28-1.3         | 18-0         | 2         | 3         | 15        | 1         | 12-0.6         |
| ACC           | 12-0         | 72-6.0           | 4-5          | .800        | 0-0        | .000        | 2-4          | .500        | 4-12          | 16-1.3         | 14-0         | 2         | 2         | 8         | 1         | 10-0.8         |
| 2005-06       | 30-23        | 553-18.4         | 21-51        | .412        | 0-0        | .000        | 13-19        | .684        | 36-70         | 106-3.5        | 88-7         | 4         | 38        | 37        | 10        | 55-1.8         |
| ACC           | 16-16        | 290-18.1         | 9-26         | .346        | 0-0        | .000        | 6-9          | .667        | 18-33         | 51-3.2         | 49-4         | 2         | 19        | 15        | 6         | 24-1.5         |
| 2006-07       | 28-11        | 391-14.0         | 18-35        | .514        | 0-0        | .000        | 24-39        | .615        | 35-54         | 89-3.2         | 46-0         | 7         | 20        | 26        | 7         | 60-2.1         |
| ACC           | 16-6         | 252-15.8         | 12-19        | .632        | 0-0        | .000        | 10-23        | .435        | 27-30         | 57-3.6         | 29-0         | 4         | 10        | 14        | 2         | 34-2.1         |
| 2007-08       | 2-0          | 8-4.0            | 0-1          | .000        | 0-0        | .000        | 1-2          | .500        | 2-1           | 3-1.5          | 2-0          | 0         | 2         | 0         | 0         | 1-0.5          |
| ACC           | 0-0          |                  |              |             |            |             |              |             |               |                |              |           |           |           |           |                |
| <b>CAREER</b> | <b>81-36</b> | <b>1072-13.2</b> | <b>43-97</b> | <b>.443</b> | <b>0-0</b> | <b>.000</b> | <b>42-67</b> | <b>.627</b> | <b>80-146</b> | <b>226-2.8</b> | <b>154-7</b> | <b>13</b> | <b>63</b> | <b>78</b> | <b>18</b> | <b>128-1.6</b> |
| ACC           | 44-22        | 614-14.0         | 25-50        | .500        | 0-0        | .000        | 18-36        | .500        | 49-75         | 124-2.8        | 92-4         | 8         | 31        | 37        | 9         | 68-1.5         |



# SOLOMON TAT

# #45

Sophomore • Guard/Forward • 6-5 • 223 • Jos Plateau, Nigeria • Community Christian School

### 2007-08 SEASON:

- Played in 15 games as a reserve
- Had a career-high 12 points (3-4 FG, 6-9 FT) at Xavier
- Had six points and three rebounds at Miami
- Had four points vs. Clemson
- Had three points and two rebounds at Maryland
- Made season debut vs. Hartford
- Did not play in the first 11 games of the season due to injury

### SINGLE GAME BESTS

#### POINTS

Season: 12 at Xavier (1/3/08)  
 Career: 12 at Xavier (1/3/08)  
 ACC: 8 at Virginia Tech (2/10/07)

#### REBOUNDS

Season: 3 on three occasions  
 Career: 6 at Virginia Tech (2/10/07)  
 ACC: 6 at Virginia Tech (2/10/07)

#### FG MADE

Season: 3 at Xavier (1/3/08)  
 Career: 3 at Virginia Tech (2/10/07), at Xavier (1/3/08)  
 ACC: 3 at Virginia Tech (2/10/07)

#### FG ATTEMPTS

Season: 4 on three occasions  
 Career: 9 at Virginia Tech (2/10/07)  
 ACC: 9 at Virginia Tech (2/10/07)

#### 3 PT FG MADE

Season: --  
 Career: --  
 ACC: --

#### 3 PT FG ATTEMPTS

Season: 1 at FSU (1/23/08), at Miami (3/1/08)  
 Career: 1 on five occasions  
 ACC: 1 on three occasions

#### FT MADE

Season: 6 at Xavier (1/3/08)  
 Career: 6 at Xavier (1/3/08)  
 ACC: 2 on four occasions

#### FT ATTEMPTS

Season: 9 at Xavier (1/3/08)  
 Career: 9 at Xavier (1/3/08)  
 ACC: 2 on five occasions

#### ASSISTS

Season: 1 on five occasions  
 Career: 5 vs. Gonzaga (1/3/07)  
 ACC: 2 at Clemson (1/28/07), at Wake (3/3/07)

#### TURNOVERS

Season: 2 at Xavier (1/3/08), at Duke (1/13/08)  
 Career: 2 on four occasions  
 ACC: 2 vs. Maryland (1/16/07), at Duke (1/13/08)

#### BLOCKS

Season: --  
 Career: 1 vs. Longwood (2/13/07)  
 ACC: --

#### STEALS

Season: 1 on three occasions  
 Career: 2 vs. Stanford (1/7/07), vs. Md. (1/16/07)  
 ACC: 2 vs. Maryland (1/16/07)

#### MINUTES


Season: 16 on three occasions  
 Career: 23 at Virginia Tech (2/10/07)  
 ACC: 23 at Virginia Tech (2/10/07)

### 2007-08 GAME-BY-GAME:

| Opponent         | GP-GS | FG-FGA | 3FG-3FGA | FT-FTA | Off-Def | Total | A | TO | Blk | Stl | PF | Min | Pts |
|------------------|-------|--------|----------|--------|---------|-------|---|----|-----|-----|----|-----|-----|
| Vermont          | DNP   |        |          |        |         |       |   |    |     |     |    |     |     |
| Howard           | DNP   |        |          |        |         |       |   |    |     |     |    |     |     |
| at Arizona       | DNP   |        |          |        |         |       |   |    |     |     |    |     |     |
| Drexel           | DNP   |        |          |        |         |       |   |    |     |     |    |     |     |
| at Penn          | DNP   |        |          |        |         |       |   |    |     |     |    |     |     |
| vs. Seton Hall   | DNP   |        |          |        |         |       |   |    |     |     |    |     |     |
| Northwestern     | DNP   |        |          |        |         |       |   |    |     |     |    |     |     |
| Syracuse         | DNP   |        |          |        |         |       |   |    |     |     |    |     |     |
| Longwood         | DNP   |        |          |        |         |       |   |    |     |     |    |     |     |
| Hampton          | DNP   |        |          |        |         |       |   |    |     |     |    |     |     |
| Elon             | DNP   |        |          |        |         |       |   |    |     |     |    |     |     |
| Hartford         | 1-0   | 0-0    | 0-0      | 0-0    | 0-0     | 0     | 1 | 0  | 0   | 0   | 0  | 5   | 0   |
| at Xavier        | 2-0   | 3-4    | 0-0      | 6-9    | 2-0     | 2     | 1 | 2  | 0   | 0   | 1  | 16  | 12  |
| at Duke          | 3-0   | 0-1    | 0-0      | 0-0    | 0-2     | 2     | 0 | 2  | 0   | 1   | 0  | 16  | 0   |
| Virginia Tech    | 4-0   | 0-0    | 0-0      | 0-0    | 0-0     | 0     | 0 | 0  | 0   | 0   | 0  | 3   | 0   |
| Boston College   | DNP   |        |          |        |         |       |   |    |     |     |    |     |     |
| at Florida State | 5-0   | 0-2    | 0-1      | 0-0    | 0-0     | 0     | 0 | 0  | 0   | 1   | 0  | 4   | 0   |
| Georgia Tech     | 6-0   | 0-0    | 0-0      | 0-0    | 0-0     | 0     | 0 | 0  | 0   | 0   | 0  | 0+  | 0   |
| at Maryland      | 7-0   | 1-1    | 0-0      | 1-2    | 1-1     | 2     | 0 | 1  | 0   | 0   | 2  | 7   | 3   |
| at Virginia Tech | DNP   |        |          |        |         |       |   |    |     |     |    |     |     |
| Clemson          | 8-0   | 2-4    | 0-0      | 0-0    | 0-1     | 1     | 1 | 1  | 0   | 1   | 0  | 9   | 4   |
| at Wake Forest   | DNP   |        |          |        |         |       |   |    |     |     |    |     |     |
| North Carolina   | DNP   |        |          |        |         |       |   |    |     |     |    |     |     |
| at Boston Coll.  | DNP   |        |          |        |         |       |   |    |     |     |    |     |     |
| NC State         | DNP   |        |          |        |         |       |   |    |     |     |    |     |     |
| at Miami         | 9-0   | 2-4    | 0-1      | 2-2    | 0-3     | 3     | 1 | 0  | 0   | 0   | 2  | 16  | 6   |
| at Georgia Tech  | 10-0  | 1-2    | 0-0      | 2-2    | 0-3     | 3     | 1 | 0  | 0   | 0   | 0  | 7   | 4   |
| Duke             | 11-0  | 1-1    | 0-0      | 0-0    | 0-2     | 2     | 0 | 0  | 0   | 0   | 0  | 6   | 2   |
| Maryland         | DNP   |        |          |        |         |       |   |    |     |     |    |     |     |
| vs. Ga. Tech     | 12-0  | 0-0    | 0-0      | 0-0    | 0-0     | 0     | 0 | 0  | 0   | 0   | 0  | 2   | 0   |
| Richmond         | 13-0  | 0-2    | 0-0      | 2-2    | 1-2     | 3     | 0 | 0  | 0   | 0   | 0  | 4   | 2   |
| Old Dominion     | 14-0  | 1-3    | 0-0      | 0-0    | 0-1     | 1     | 0 | 0  | 0   | 0   | 0  | 4   | 2   |
| Bradley          | 15-0  | 0-0    | 0-0      | 0-0    | 0-1     | 1     | 0 | 0  | 0   | 0   | 1  | 1   | 0   |

### CAREER STATISTICS

| Year          | G-GS        | Min-Avg.       | FG-FGA       | Pct.        | 3FG-3FGA   | Pct.        | FT-FTA       | Pct.        | Off-Def.     | Reb-Avg.      | PF-DQ       | Ast       | TO        | Blk      | Stl       | Pts-Avg       |
|---------------|-------------|----------------|--------------|-------------|------------|-------------|--------------|-------------|--------------|---------------|-------------|-----------|-----------|----------|-----------|---------------|
| 2006-07       | 20-0        | 165-8.3        | 14-40        | .350        | 0-3        | .000        | 12-19        | .632        | 7-25         | 32-1.6        | 24-0        | 13        | 8         | 1        | 8         | 40-2.0        |
| ACC           | 13-0        | 107-8.2        | 8-25         | .320        | 0-1        | .000        | 5-5          | 1.000       | 5-16         | 21-1.6        | 17-0        | 6         | 4         | 0        | 5         | 21-1.6        |
| 2007-08       | 15-0        | 100-6.7        | 11-24        | .458        | 0-2        | .000        | 13-17        | .765        | 4-16         | 20-1.3        | 6-0         | 5         | 6         | 0        | 3         | 35-2.3        |
| ACC           | 9-0         | 68-7.6         | 7-15         | .467        | 0-2        | .000        | 5-6          | .833        | 1-12         | 13-1.4        | 4-0         | 3         | 4         | 0        | 3         | 19-2.1        |
| <b>CAREER</b> | <b>35-0</b> | <b>265-7.6</b> | <b>25-64</b> | <b>.391</b> | <b>0-5</b> | <b>.000</b> | <b>25-36</b> | <b>.694</b> | <b>11-41</b> | <b>52-1.5</b> | <b>30-0</b> | <b>18</b> | <b>14</b> | <b>1</b> | <b>11</b> | <b>75-2.1</b> |
| ACC           | 22-0        | 175-8.0        | 15-40        | .375        | 0-3        | .000        | 10-11        | .909        | 6-28         | 34-1.5        | 21-0        | 9         | 8         | 0        | 8         | 40-1.8        |



# JAMIL TUCKER

# #12

Sophomore • Forward • 6-8 • 241 • Gary, Ind. • West Side H.S.

## 2007-08 SEASON:

- Played in 31 games and started three
- Scored in double figures seven times, including three of the last five games
- Tied for second on the team in blocked shots with 12
- Shooting 40.9 percent (52-127) from three-point range during his first two seasons at Virginia
- Scored a career-high 14 points at Miami
- Made his third start of the season against Bradley in the semifinals of the CBI (3/26)
- Had 11 points (tying a career high with three 3-pointers), six rebounds, and a career-high two steals vs. Old Dominion in the CBI Quarterfinals
- Had 10 points and five rebounds vs. Richmond in CBI 1st Round
- Scored 13 points vs. Maryland (3/9)
- Had five points and a team-high eight rebounds vs. Duke (3/5)
- Made first career start at Wake Forest and had six points and tied his career high with nine rebounds in a career-high 30 minutes
- Had 10 points and five rebounds at Virginia Tech (2/2)
- Scored 13 points vs. Georgia Tech (1/27)
- Had seven rebounds and tied a career high with two assists vs. BC (1/19)
- Did not play vs. Syracuse due to illness and vs. Hartford due to injury
- Had eight points, six rebounds, and tied a career high with two blocks vs. Hampton
- Had 12 points (on a career-high 5 FG) at Arizona

## 2007-08 GAME-BY GAME:

| Opponent         | GP-GS | FG-FGA | 3FG-3FGA | FT-FTA | Off-Def | Total | A | TO | Blk | Stl | PF | Min | Pts |
|------------------|-------|--------|----------|--------|---------|-------|---|----|-----|-----|----|-----|-----|
| Vermont          | 1-0   | 1-4    | 1-4      | 2-2    | 0-2     | 2     | 0 | 0  | 2   | 0   | 1  | 17  | 5   |
| Howard           | 2-0   | 0-0    | 0-0      | 0-0    | 0-0     | 0     | 0 | 0  | 0   | 0   | 4  | 3   | 0   |
| at Arizona       | 3-0   | 5-7    | 2-3      | 0-0    | 2-2     | 4     | 0 | 1  | 0   | 0   | 1  | 21  | 12  |
| Drexel           | 4-0   | 3-4    | 1-1      | 0-0    | 0-4     | 4     | 0 | 2  | 0   | 0   | 1  | 19  | 7   |
| at Penn          | 5-0   | 3-4    | 2-3      | 0-0    | 0-3     | 3     | 0 | 1  | 0   | 0   | 4  | 8   | 8   |
| vs. Seton Hall   | 6-0   | 0-4    | 0-3      | 0-0    | 0-0     | 0     | 0 | 0  | 1   | 0   | 0  | 12  | 0   |
| Northwestern     | 7-0   | 1-2    | 1-2      | 0-0    | 0-1     | 1     | 2 | 0  | 0   | 0   | 2  | 7   | 3   |
| Syracuse         | DNP   |        |          |        |         |       |   |    |     |     |    |     |     |
| Longwood         | 8-0   | 0-0    | 0-0      | 0-0    | 0-0     | 0     | 1 | 0  | 0   | 0   | 2  | 8   | 0   |
| Hampton          | 9-0   | 1-3    | 1-2      | 5-5    | 0-6     | 6     | 1 | 2  | 2   | 0   | 4  | 19  | 8   |
| Elon             | 10-0  | 1-3    | 0-2      | 0-0    | 1-3     | 4     | 1 | 0  | 0   | 0   | 3  | 13  | 2   |
| Hartford         | DNP   |        |          |        |         |       |   |    |     |     |    |     |     |
| at Xavier        | 11-0  | 1-2    | 0-1      | 0-0    | 0-1     | 1     | 0 | 1  | 1   | 1   | 4  | 13  | 2   |
| at Duke          | 12-0  | 4-7    | 1-3      | 0-0    | 2-3     | 5     | 1 | 1  | 1   | 0   | 1  | 18  | 9   |
| Virginia Tech    | 13-0  | 0-1    | 0-1      | 0-0    | 2-1     | 3     | 1 | 1  | 2   | 0   | 2  | 12  | 0   |
| Boston College   | 14-0  | 1-7    | 1-5      | 0-0    | 1-6     | 7     | 2 | 0  | 0   | 1   | 2  | 19  | 3   |
| at Florida State | 15-0  | 0-0    | 0-0      | 0-0    | 0-1     | 1     | 0 | 2  | 0   | 0   | 0  | 2   | 0   |
| Georgia Tech     | 16-0  | 4-7    | 3-5      | 2-3    | 0-3     | 3     | 0 | 1  | 0   | 0   | 4  | 21  | 13  |
| at Maryland      | 17-0  | 0-2    | 0-2      | 0-0    | 0-0     | 0     | 0 | 0  | 0   | 0   | 0  | 3   | 0   |
| at Virginia Tech | 18-0  | 4-7    | 2-3      | 0-0    | 1-4     | 5     | 0 | 1  | 0   | 0   | 1  | 17  | 10  |
| Clemson          | 19-0  | 1-2    | 0-1      | 1-2    | 0-0     | 0     | 2 | 0  | 0   | 0   | 0  | 9   | 3   |
| at Wake Forest   | 20-1  | 2-10   | 2-7      | 0-0    | 2-7     | 9     | 1 | 2  | 0   | 1   | 4  | 30  | 6   |
| North Carolina   | 21-2  | 2-7    | 1-5      | 0-0    | 1-1     | 2     | 0 | 0  | 0   | 0   | 2  | 18  | 5   |
| at Boston Coll.  | 22-2  | 1-1    | 1-1      | 0-0    | 0-1     | 1     | 1 | 0  | 0   | 0   | 4  | 11  | 3   |
| NC State         | 23-2  | 2-3    | 1-2      | 0-0    | 0-1     | 1     | 0 | 0  | 0   | 1   | 0  | 10  | 5   |
| at Miami         | 24-2  | 4-6    | 3-4      | 3-4    | 3-0     | 3     | 2 | 0  | 0   | 0   | 1  | 20  | 14  |
| at Georgia Tech  | 25-2  | 0-5    | 0-2      | 2-2    | 0-4     | 4     | 0 | 1  | 0   | 0   | 3  | 19  | 2   |
| Duke             | 26-2  | 2-2    | 1-1      | 0-0    | 1-7     | 8     | 0 | 1  | 0   | 1   | 1  | 21  | 5   |
| Maryland         | 27-2  | 5-8    | 2-3      | 1-3    | 1-5     | 6     | 1 | 1  | 0   | 0   | 1  | 26  | 13  |
| vs. Ga. Tech     | 28-2  | 1-4    | 0-3      | 1-2    | 0-4     | 4     | 0 | 1  | 2   | 0   | 4  | 12  | 3   |
| Richmond         | 29-2  | 4-6    | 2-4      | 0-0    | 0-5     | 5     | 0 | 1  | 0   | 0   | 0  | 29  | 10  |
| Old Dominion     | 30-2  | 4-10   | 3-8      | 0-0    | 2-4     | 6     | 0 | 1  | 1   | 2   | 4  | 25  | 11  |
| Bradley          | 31-3  | 0-5    | 0-3      | 0-1    | 0-5     | 5     | 1 | 0  | 0   | 0   | 2  | 21  | 0   |

## CAREER STATISTICS

| Year          | G-GS        | Min-Avg.        | FG-FGA        | Pct.        | 3FG-3FGA      | Pct.        | FT-FTA       | Pct.        | Off-Def.      | Reb-Avg.       | PF-DQ        | Ast       | TO        | Blk       | Stl       | Pts-Avg        |
|---------------|-------------|-----------------|---------------|-------------|---------------|-------------|--------------|-------------|---------------|----------------|--------------|-----------|-----------|-----------|-----------|----------------|
| 2006-07       | 29-0        | 291-10.0        | 32-73         | .438        | 21-43         | .488        | 15-27        | .556        | 16-44         | 60-2.1         | 39-0         | 3         | 19        | 6         | 3         | 100-3.4        |
| ACC           | 13-0        | 113-8.7         | 15-32         | .469        | 11-19         | .579        | 8-13         | .615        | 7-20          | 27-2.1         | 20-0         | 0         | 9         | 0         | 1         | 49-3.8         |
| 2007-08       | 31-3        | 483-15.6        | 57-133        | .429        | 31-84         | .369        | 17-24        | .708        | 19-84         | 103-3.3        | 62-0         | 17        | 21        | 12        | 7         | 162-5.2        |
| ACC           | 16-2        | 256-16.0        | 32-75         | .427        | 18-45         | .400        | 9-14         | .643        | 14-44         | 58-3.6         | 26-0         | 11        | 11        | 3         | 4         | 91-5.7         |
| <b>CAREER</b> | <b>60-3</b> | <b>774-12.9</b> | <b>89-206</b> | <b>.432</b> | <b>52-127</b> | <b>.409</b> | <b>32-51</b> | <b>.627</b> | <b>35-128</b> | <b>163-2.7</b> | <b>101-0</b> | <b>20</b> | <b>40</b> | <b>18</b> | <b>10</b> | <b>262-4.4</b> |
| ACC           | 29-2        | 369-12.7        | 47-107        | .439        | 29-64         | .453        | 17-27        | .630        | 21-64         | 85-2.9         | 46-0         | 11        | 20        | 3         | 5         | 140-4.8        |

## SINGLE GAME BESTS

### POINTS

Season: 14 at Miami (3/1/08)  
 Career: 14 at Miami (3/1/08)  
 ACC: 14 at Miami (3/1/08)

### REBOUNDS

Season: 9 at Wake Forest (2/9/08)  
 Career: 9 at BC (1/13/07), at WF (2/9/08)  
 ACC: 9 at BC (1/13/07), at WF (2/9/08)

### FG MADE

Season: 5 at Arizona (11/17/07), vs. Md. (3/9/08)  
 Career: 5 at Arizona (11/17/07), vs. Md. (3/9/08)  
 ACC: 5 vs. Maryland (3/9/08)

### FG ATTEMPTS

Season: 10 at WF (2/9/08), vs. ODU (3/24/08)  
 Career: 10 at WF (2/9/08), vs. ODU (3/24/08)  
 ACC: 10 at Wake Forest (2/9/08)

### 3 PT FG MADE

Season: 3 on three occasions  
 Career: 3 on six occasions  
 ACC: 3 on four occasions

### 3 PT FG ATTEMPTS

Season: 8 vs. Old Dominion (3/24/08)  
 Career: 8 vs. Old Dominion (3/24/08)  
 ACC: 7 at Wake Forest (2/9/08)

### FT MADE

Season: 5 vs. Hampton (12/19/07)  
 Career: 5 vs. Hampton (12/19/07)  
 ACC: 3 vs. Md (1/16/07), at Miami (3/1/08)

### FT ATTEMPTS

Season: 5 vs. Hampton (12/19/07)  
 Career: 5 vs. Hampton (12/19/07)  
 ACC: 4 on three occasions

### ASSISTS

Season: 2 on four occasions  
 Career: 2 on four occasions  
 ACC: 2 on three occasions

### TURNOVERS

Season: 2 on four occasions  
 Career: 3 vs. Wake Forest (1/21/07)  
 ACC: 3 vs. Wake Forest (1/21/07)

### BLOCKS

Season: 2 on four occasions  
 Career: 2 on five occasions  
 ACC: 2 vs. VT (1/16/08), vs. GT (3/13/08)

### STEALS

Season: 2 vs. Old Dominion (3/24/08)  
 Career: 2 vs. Old Dominion (3/24/08)  
 ACC: 1 on five occasions

### MINUTES

Season: 30 at Wake Forest (2/9/08)  
 Career: 30 at Wake Forest (2/9/08)  
 ACC: 30 at Wake Forest (2/9/08)



The Automated ScoreBook  
Virginia Season Box Score (as of Mar 26, 2008)  
All games

|                     |                |             |             |                |
|---------------------|----------------|-------------|-------------|----------------|
| <b>RECORD:</b>      | <b>OVERALL</b> | <b>HOME</b> | <b>AWAY</b> | <b>NEUTRAL</b> |
| ALL GAMES.....      | (17-16)        | (13-7)      | (4-7)       | (0-2)          |
| CONFERENCE.....     | (5-11)         | (3-5)       | (2-6)       | (0-0)          |
| NON-CONFERENCE..... | (12-5)         | (10-2)      | (2-1)       | (0-2)          |

| ## Player              | GP-GS | Min--Avg | ---TOTAL--- |          | ---3-PTS--- |         | FT-FTA | Pct     | ----REBOUNDS---- |     |     |      |      | PF  | FO | A   | TO  | Blk | Stl | Pts  | Avg  |
|------------------------|-------|----------|-------------|----------|-------------|---------|--------|---------|------------------|-----|-----|------|------|-----|----|-----|-----|-----|-----|------|------|
|                        |       |          | FG-FGA      | Pct      | 3FG-FGA     | Pct     |        |         | Off              | Def | Tot | Avg  |      |     |    |     |     |     |     |      |      |
| 44 Sean Singletary.... | 33-33 | 1122     | 34.0        | 203-476  | .426        | 58-158  | .367   | 189-222 | .851             | 26  | 101 | 127  | 3.8  | 88  | 1  | 202 | 128 | 1   | 60  | 653  | 19.8 |
| 24 Mamadi Diane.....   | 33-22 | 950      | 28.8        | 131-303  | .432        | 60-145  | .414   | 67-99   | .677             | 55  | 91  | 146  | 4.4  | 72  | 0  | 37  | 59  | 22  | 20  | 389  | 11.8 |
| 30 Adrian Joseph.....  | 33-32 | 808      | 24.5        | 118-278  | .424        | 56-154  | .364   | 35-46   | .761             | 53  | 136 | 189  | 5.7  | 43  | 0  | 30  | 41  | 12  | 21  | 327  | 9.9  |
| 04 Calvin Baker.....   | 33-8  | 835      | 25.3        | 103-247  | .417        | 41-110  | .373   | 37-55   | .673             | 19  | 67  | 86   | 2.6  | 62  | 0  | 79  | 57  | 5   | 29  | 284  | 8.6  |
| 11 Laurynas Mikalauska | 20-1  | 352      | 17.6        | 53-81    | .654        | 0-0     | .000   | 35-56   | .625             | 36  | 34  | 70   | 3.5  | 42  | 2  | 10  | 15  | 2   | 5   | 141  | 7.1  |
| 32 Mike Scott.....     | 32-21 | 579      | 18.1        | 63-143   | .441        | 4-10    | .400   | 52-74   | .703             | 67  | 101 | 168  | 5.3  | 69  | 1  | 15  | 25  | 12  | 20  | 182  | 5.7  |
| 12 Jamil Tucker.....   | 31-3  | 483      | 15.6        | 57-133   | .429        | 31-84   | .369   | 17-24   | .708             | 19  | 84  | 103  | 3.3  | 62  | 0  | 17  | 21  | 12  | 7   | 162  | 5.2  |
| 01 Jeff Jones.....     | 33-25 | 494      | 15.0        | 55-151   | .364        | 16-51   | .314   | 33-47   | .702             | 15  | 45  | 60   | 1.8  | 46  | 0  | 17  | 41  | 4   | 10  | 159  | 4.8  |
| 43 Will Harris.....    | 15-0  | 135      | 9.0         | 14-35    | .400        | 4-9     | .444   | 9-15    | .600             | 14  | 24  | 38   | 2.5  | 12  | 0  | 3   | 12  | 0   | 3   | 41   | 2.7  |
| 34 Ryan Pettinella.... | 30-20 | 412      | 13.7        | 34-57    | .596        | 0-0     | .000   | 9-35    | .257             | 39  | 42  | 81   | 2.7  | 80  | 2  | 5   | 21  | 4   | 4   | 77   | 2.6  |
| 45 Solomon Tat.....    | 15-0  | 100      | 6.7         | 11-24    | .458        | 0-2     | .000   | 13-17   | .765             | 4   | 16  | 20   | 1.3  | 6   | 0  | 5   | 6   | 0   | 3   | 35   | 2.3  |
| 55 Jerome Meyinsse.... | 26-0  | 188      | 7.2         | 23-33    | .697        | 0-0     | .000   | 4-12    | .333             | 18  | 31  | 49   | 1.9  | 36  | 0  | 2   | 7   | 3   | 3   | 50   | 1.9  |
| 22 Will Sherrill.....  | 7-0   | 12       | 1.7         | 3-3      | 1.000       | 1-1     | 1.000  | 0-0     | .000             | 1   | 2   | 3    | 0.4  | 3   | 0  | 1   | 0   | 0   | 1   | 7    | 1.0  |
| 02 Mustapha Farrakhan. | 19-0  | 115      | 6.1         | 7-38     | .184        | 2-16    | .125   | 1-5     | .200             | 4   | 11  | 15   | 0.8  | 9   | 0  | 5   | 12  | 0   | 2   | 17   | 0.9  |
| 13 Sammy Zeglinski.... | 8-0   | 62       | 7.8         | 3-12     | .250        | 1-7     | .143   | 0-2     | .000             | 3   | 6   | 9    | 1.1  | 8   | 0  | 15  | 9   | 1   | 3   | 7    | 0.9  |
| 21 Tunji Soroye.....   | 2-0   | 8        | 4.0         | 0-1      | .000        | 0-0     | .000   | 1-2     | .500             | 2   | 1   | 3    | 1.5  | 2   | 0  | 0   | 2   | 0   | 0   | 1    | 0.5  |
| 31 Andy Burns.....     | 8-0   | 20       | 2.5         | 1-5      | .200        | 0-1     | .000   | 1-2     | .500             | 2   | 2   | 4    | 0.5  | 3   | 0  | 2   | 2   | 0   | 0   | 3    | 0.4  |
| TEAM.....              |       |          |             |          |             |         |        |         |                  | 66  | 52  | 118  | 3.6  | 0   |    | 4   |     |     |     |      |      |
| Total.....             | 33    | 6675     |             | 879-2020 | .435        | 274-748 | .366   | 503-713 | .705             | 443 | 846 | 1289 | 39.1 | 643 | 6  | 445 | 462 | 78  | 191 | 2535 | 76.8 |
| Opponents.....         | 33    | 6675     |             | 881-1960 | .449        | 275-750 | .367   | 433-651 | .665             | 339 | 784 | 1123 | 34.0 | 621 | -  | 500 | 446 | 119 | 189 | 2470 | 74.8 |

|                          |            |            |           |              |
|--------------------------|------------|------------|-----------|--------------|
| <b>SCORE BY PERIODS:</b> | <b>1st</b> | <b>2nd</b> | <b>OT</b> | <b>Total</b> |
| Virginia.....            | 1199       | 1313       | 23        | - 2535       |
| Opponents.....           | 1150       | 1279       | 41        | - 2470       |

|                           |            |            |              |
|---------------------------|------------|------------|--------------|
| <b>DEADBALL REBOUNDS:</b> | <b>OFF</b> | <b>DEF</b> | <b>TOTAL</b> |
| Virginia.....             | 103        | 12         | 115          |
| Opponents.....            | 101        | 20         | 121          |

**The Automated ScoreBook**  
**Virginia Season Schedule/Results & Leaders (as of Mar 26, 2008)**  
**All games**

|                            |                |               |              |                |
|----------------------------|----------------|---------------|--------------|----------------|
| <b>RECORD:</b>             | <b>OVERALL</b> | <b>HOME</b>   | <b>AWAY</b>  | <b>NEUTRAL</b> |
| <b>ALL GAMES.....</b>      | <b>(17-16)</b> | <b>(13-7)</b> | <b>(4-7)</b> | <b>(0-2)</b>   |
| <b>CONFERENCE.....</b>     | <b>(5-11)</b>  | <b>(3-5)</b>  | <b>(2-6)</b> | <b>(0-0)</b>   |
| <b>NON-CONFERENCE.....</b> | <b>(12-5)</b>  | <b>(10-2)</b> | <b>(2-1)</b> | <b>(0-2)</b>   |

| DATE     | TIME         | OPPONENT            | SCORE    | ATTEND    | HIGH POINTS                              | HIGH REBOUNDS   |
|----------|--------------|---------------------|----------|-----------|--|---|
| 11/11/07 | 2 p.m.       | VERMONT             | W 90-72  | 11893     | (19)Adrian Joseph<br>(19)Sean Singletary | (8)Mamadi Diane   |
| 11/14/07 | 7 p.m.       | HOWARD              | W 92-53  | 11162     | (23)Sean Singletary                      | (8)Calvin Baker   |
| 11/17/07 | 8:30 p.m. MT | at Arizona          | W 75-72  | 14602     | (24)Sean Singletary                      | (6)Laurynas Mikalauskas                                   |
| 11/20/07 | 8 p.m.       | DREXEL              | W 72-58  | 10975     | (24)Sean Singletary                      | (11)Adrian Joseph   |
| 11/23/07 | 9:30         | at Penn             | W 100-85 |           | (23)Adrian Joseph                        | (13)Mike Scott  |
| 11/24/07 | 9:40 p.m.    | vs Seton Hall       | 60-74 L  | 3871      | (23)Sean Singletary                      | (16)Adrian Joseph   |
| 11/27/07 | 7 p.m.       | NORTHWESTERN        | W 94-52  | 12609     | (22)Mamadi Diane                         | (7)Mamadi Diane   |
| 12/05/07 | 7:30 p.m.    | SYRACUSE            | 68-70 L  | 13603     | (19)Adrian Joseph                        | (13)Adrian Joseph   |
| 12/07/07 | 7 p.m.       | LONGWOOD            | W 76-57  | 11366     | (21)Sean Singletary                      | (11)Mike Scott  |
| 12/19/07 | 7 p.m.       | HAMPTON             | W 79-65  | 10516     | (19)Adrian Joseph                        | (9)Jerome Meyinsse  |
| 12/22/07 | 2 p.m.       | ELON                | W 91-61  | 11626     | (20)Sean Singletary                      | (9)Mike Scott   |
| 12/30/07 | 3 p.m.       | HARTFORD            | W 78-70  | 11647     | (20)Mamadi Diane                         | (12)Adrian Joseph   |
| 01/03/08 | 8:00 PM      | at Xavier           | 70-108 L | 10073     | (14)Sean Singletary                      | (6)Mike Scott   |
| 01/13/08 | 8:08 PM      | * at Duke           | 65-87 L  | 9314      | (18)Sean Singletary                      | (9)Adrian Joseph  |
| 01/16/08 | 7 p.m.       | * VIRGINIA TECH     | 69-70    | LOT 14433 | (34)Sean Singletary                      | (10)Sean Singletary                                       |
| 01/19/08 | 8 p.m.       | * BOSTON COLLEGE    | W 84-66  | 14039     | (20)Mamadi Diane                         | (8)Ryan Pettinella  |
| 01/23/08 | 7:00 pm      | * at Florida State  | 67-69 L  | 7314      | (21)Mamadi Diane                         | (8)Adrian Joseph  |
| 01/27/08 | 4:30 p.m.    | * GEORGIA TECH      | 82-92    | LOT 14138 | (16)Calvin Baker<br>(16)Mamadi Diane     | (9)Mike Scott<br>(9)Adrian Joseph                         |
| 1/30/08  | 7:00 p.m.    | * at Maryland       | 75-85 L  | 17950     | (23)Sean Singletary                      | (12)Mike Scott  |
| 02/02/08 | 1:00 PM      | * at Virginia Tech  | 65-72    | LOT 9847  | (26)Sean Singletary                      | (8)Adrian Joseph  |
| 02/07/08 | 7 p.m.       | * CLEMSON           | 51-82 L  | 13929     | (19)Adrian Joseph                        | (7)Mike Scott   |
| 02/09/08 | 3:30 p.m.    | * at Wake Forest    | 64-80 L  | 14179     | (21)Sean Singletary                      | (11)Ryan Pettinella                                       |
| 02/12/08 | 8 p.m.       | * NORTH CAROLINA    | 74-75 L  | 13765     | (27)Sean Singletary                      | (7)Mamadi Diane   |
| 2-17-08  | 1 p.m.       | * at Boston College | W 79-74  | 7154      | (20)Mamadi Diane                         | (12)Mike Scott  |
| 02/24/08 | 4:30 p.m.    | * NC STATE          | W 78-60  | 13630     | (21)Sean Singletary                      | (6)Calvin Baker   |
| 3/1/08   | 2:38 p.m.    | * at Miami (Fla.)   | 93-95 L  | 6128      | (41)Sean Singletary                      | (13)Laurynas Mikalauskas                                  |
| 3/3/08   | 7 p.m.       | * at Georgia Tech   | W 76-74  | 9191      | (17)Sean Singletary                      | (7)Laurynas Mikalauskas<br>(7)Calvin Baker                |
| 03/05/08 | 7 p.m.       | * DUKE              | 70-86 L  | 14273     | (18)Sean Singletary                      | (8)Jamil Tucker   |
| 03/09/08 | 7:30 p.m.    | * MARYLAND          | W 91-76  | 14154     | (27)Sean Singletary                      | (6)Sean Singletary<br>(6)Adrian Joseph<br>(6)Jamil Tucker |
| 03/13/08 | 7:00PM       | vs Georgia Tech     | 76-94 L  | 20035     | (20)Sean Singletary                      | (5)Sean Singletary  |
| 03/18/08 | 7 p.m.       | RICHMOND            | W 66-64  | 4022      | (18)Sean Singletary                      | (5)Jamil Tucker<br>(5)Mamadi Diane                        |
| 03/24/08 | 7 p.m.       | OLD DOMINION        | W 80-76  | 6460      | (22)Sean Singletary                      | (6)Jamil Tucker   |
| 03/26/08 | 7 p.m.       | BRADLEY             | 85-96 L  | 5852      | (26)Jeff Jones                           | (8)Mamadi Diane   |

\* = Conference game

| ATTENDANCE SUMMARY | GAMES | TOTALS | AVG/GAME |
|--------------------|-------|--------|----------|
| HOME.....          | 20    | 234092 | 11705    |
| AWAY.....          | 11    | 105752 | 9614     |
| NEUTRAL.....       | 2     | 23906  | 11953    |
| TOTAL.....         | 33    | 363750 | 11023    |

**The Automated ScoreBook**  
**Virginia Game-by-Game Points-Rebounds-Assists (as of Mar 26, 2008)**  
**All games**

| Opponent          | Date     | Score  | WL | 01<br>JONES, JEF | 02<br>FARRAKHAN | 04<br>BAKER, CAL | 11<br>MIKALAU SK | 12<br>TUCKER, JA | 13<br>ZEGLINSKI | 21<br>SOROYE, TU | 22<br>SHERRILL, | 24<br>DIANE, MAM |
|-------------------|----------|--------|----|------------------|-----------------|------------------|------------------|------------------|-----------------|------------------|-----------------|------------------|
| VERMONT           | 11/11/07 | 90-72  | W  | 8- 6- 1          | 0- 0- 0         | 11- 1- 0         | 8- 4- 0          | 5- 2- 0          | 0- 1- 1         | DNP              | DNP             | 10- 8- 1         |
| HOWARD            | 11/14/07 | 92-53  | W  | 10- 3- 2         | 4- 2- 1         | 11- 8- 5         | 5- 1- 0          | 0- 0- 0          | 2- 1- 5         | DNP              | 2- 0- 0         | 14- 2- 1         |
| at Arizona        | 11/17/07 | 75-72  | W  | 15- 1- 0         | 0- 0- 0         | 5- 0- 4          | 6- 6- 0          | 12- 4- 0         | DNP             | DNP              | DNP             | 9- 1- 1          |
| DREXEL            | 11/20/07 | 72-58  | W  | 2- 2- 0          | 0- 2- 0         | 11- 1- 1         | 1- 1- 1          | 7- 4- 0          | 0- 1- 3         | DNP              | DNP             | 11- 2- 0         |
| at Penn           | 11/23/07 | 100-85 | W  | 2- 0- 1          | 0- 2- 0         | 6- 1- 5          | 8- 2- 1          | 8- 3- 0          | 0- 2- 2         | DNP              | 2- 0- 0         | 13- 4- 1         |
| vs Seton Hall     | 11/24/07 | 60-74  | L  | 4- 2- 0          | DNP             | 9- 3- 1          | 3- 3- 1          | 0- 0- 0          | 0- 1- 0         | DNP              | DNP             | 12- 8- 2         |
| NORTHWESTERN      | 11/27/07 | 94-52  | W  | 8- 5- 2          | 2- 1- 0         | 16- 2- 1         | 7- 6- 0          | 3- 1- 2          | 2- 2- 2         | DNP              | 0- 0- 0         | 22- 7- 3         |
| SYRACUSE          | 12/05/07 | 68-70  | L  | 4- 1- 1          | DNP             | 8- 1- 1          | 3- 1- 0          | DNP              | 3- 1- 0         | DNP              | DNP             | 10- 2- 0         |
| LONGWOOD          | 12/07/07 | 76-57  | W  | 0- 3- 0          | 0- 0- 0         | 11- 3- 2         | 4- 2- 0          | 0- 0- 1          | 0- 0- 2         | DNP              | 3- 0- 0         | 11- 4- 1         |
| HAMPTON           | 12/19/07 | 79-65  | W  | 6- 2- 2          | 2- 0- 1         | 6- 4- 2          | DNP              | 8- 6- 1          | DNP             | DNP              | DNP             | 0- 1- 3          |
| ELON              | 12/22/07 | 91-61  | W  | 10- 4- 0         | 2- 0- 0         | 7- 3- 6          | DNP              | 2- 4- 1          | DNP             | DNP              | 0- 1- 1         | 9- 0- 1          |
| HARTFORD          | 12/30/07 | 78-70  | W  | 8- 1- 0          | 0- 1- 1         | 12- 4- 4         | DNP              | DNP              | DNP             | 1- 2- 0          | DNP             | 20- 9- 2         |
| at Xavier         | 01/03/08 | 70-108 | L  | 2- 1- 0          | 3- 1- 0         | 7- 2- 3          | DNP              | 2- 1- 0          | DNP             | 0- 1- 0          | 0- 2- 0         | 7- 2- 1          |
| at Duke           | 01/13/08 | 65-87  | L  | 0- 1- 0          | 0- 0- 0         | 13- 4- 2         | DNP              | 9- 5- 1          | DNP             | DNP              | DNP             | 11- 6- 1         |
| VIRGINIA TECH     | 01/16/08 | 69-70  | OL | 2- 1- 0          | DNP             | 5- 0- 3          | DNP              | 0- 3- 1          | DNP             | DNP              | DNP             | 8- 9- 2          |
| BOSTON COLLEGE    | 01/19/08 | 84-66  | W  | 2- 1- 0          | DNP             | 15- 4- 1         | DNP              | 3- 7- 2          | DNP             | DNP              | DNP             | 20- 5- 2         |
| at Florida State  | 01/23/08 | 67-69  | L  | 0- 0- 0          | DNP             | 7- 0- 3          | DNP              | 0- 1- 0          | DNP             | DNP              | DNP             | 21- 5- 0         |
| GEORGIA TECH      | 01/27/08 | 82-92  | OL | 0- 0- 1          | 3- 1- 1         | 16- 4- 1         | DNP              | 13- 3- 0         | DNP             | DNP              | DNP             | 16- 8- 0         |
| at Maryland       | 1/30/08  | 75-85  | L  | 0- 1- 1          | 1- 4- 0         | 17- 1- 1         | DNP              | 0- 0- 0          | DNP             | DNP              | DNP             | 16- 3- 4         |
| at Virginia Tech  | 02/02/08 | 65-72  | OL | 0- 1- 0          | 0- 0- 0         | 0- 2- 4          | DNP              | 10- 5- 0         | DNP             | DNP              | DNP             | 8- 4- 0          |
| CLEMSON           | 02/07/08 | 51-82  | L  | 1- 0- 0          | 0- 1- 0         | 5- 3- 0          | DNP              | 3- 0- 2          | DNP             | DNP              | 0- 0- 0         | 2- 1- 0          |
| at Wake Forest    | 02/09/08 | 64-80  | L  | 4- 4- 0          | 0- 0- 0         | 3- 4- 2          | DNP              | 6- 9- 1          | DNP             | DNP              | DNP             | 9- 6- 1          |
| NORTH CAROLINA    | 02/12/08 | 74-75  | L  | 7- 2- 0          | DNP             | 10- 3- 1         | 4- 1- 0          | 5- 2- 0          | DNP             | DNP              | DNP             | 9- 7- 2          |
| at Boston College | 2-17-08  | 79-74  | W  | 4- 2- 4          | DNP             | 7- 2- 5          | 13- 4- 0         | 3- 1- 1          | DNP             | DNP              | DNP             | 20- 4- 1         |
| NC STATE          | 02/24/08 | 78-60  | W  | 9- 0- 1          | DNP             | 15- 6- 1         | 2- 2- 3          | 5- 1- 0          | DNP             | DNP              | DNP             | 9- 4- 0          |
| at Miami (Fla.)   | 3/1/08   | 93-95  | L  | 0- 1- 0          | DNP             | 5- 0- 1          | 16-13- 0         | 14- 3- 2         | DNP             | DNP              | DNP             | 1- 1- 1          |
| at Georgia Tech   | 3/3/08   | 76-74  | W  | 4- 2- 1          | DNP             | 10- 7- 4         | 15- 7- 0         | 2- 4- 0          | DNP             | DNP              | DNP             | 10- 6- 0         |
| DUKE              | 03/05/08 | 70-86  | L  | 3- 4- 0          | DNP             | 15- 1- 4         | 10- 4- 0         | 5- 8- 0          | DNP             | DNP              | DNP             | 12- 2- 0         |
| MARYLAND          | 03/09/08 | 91-76  | W  | 0- 0- 0          | DNP             | 11- 5- 1         | 11- 4- 3         | 13- 6- 1         | DNP             | DNP              | DNP             | 12- 5- 1         |
| vs Georgia Tech   | 03/13/08 | 76-94  | L  | 7- 3- 0          | 0- 0- 0         | 0- 1- 4          | 8- 2- 0          | 3- 4- 0          | DNP             | DNP              | DNP             | 18- 3- 0         |
| RICHMOND          | 03/18/08 | 66-64  | W  | 1- 0- 0          | 0- 0- 1         | 4- 0- 2          | 2- 0- 0          | 10- 5- 0         | DNP             | DNP              | DNP             | 15- 5- 0         |
| OLD DOMINION      | 03/24/08 | 80-76  | W  | 10- 1- 0         | DNP             | 4- 4- 4          | 10- 4- 1         | 11- 6- 0         | DNP             | DNP              | DNP             | 14- 4- 2         |
| BRADLEY           | 03/26/08 | 85-96  | L  | 26- 5- 0         | DNP             | 2- 2- 0          | 5- 3- 0          | 0- 5- 1          | DNP             | DNP              | DNP             | 10- 8- 3         |

| Opponent          | Date     | Score  | WL | 30<br>JOSEPH, AD | 31<br>BURNS, AND | 32<br>SCOTT, MIK | 34<br>PETTINELL | 43<br>HARRIS, WI | 44<br>SINGLESTAR | 45<br>TAT, SOLOM | 55<br>MEYINSSE, |
|-------------------|----------|--------|----|------------------|------------------|------------------|-----------------|------------------|------------------|------------------|-----------------|
| VERMONT           | 11/11/07 | 90-72  | W  | 19- 6- 3         | 0- 2- 0          | 2- 1- 0          | 4- 5- 2         | 0- 0- 0          | 19- 5- 6         | DNP              | 4- 2- 0         |
| HOWARD            | 11/14/07 | 92-53  | W  | 5- 5- 1          | 0- 0- 0          | 7- 6- 1          | 5- 5- 0         | 2- 6- 0          | 23- 4- 8         | DNP              | 2- 1- 0         |
| at Arizona        | 11/17/07 | 75-72  | W  | 4- 3- 1          | DNP              | DNP              | 0- 4- 0         | 0- 0- 0          | 24- 4- 8         | DNP              | DNP             |
| DREXEL            | 11/20/07 | 72-58  | W  | 11-11- 1         | DNP              | 5- 5- 0          | 0- 4- 0         | DNP              | 24- 7- 5         | DNP              | 0- 1- 0         |
| at Penn           | 11/23/07 | 100-85 | W  | 23-11- 0         | 0- 1- 1          | 10-13- 1         | 6- 2- 0         | 6- 3- 1          | 16- 2- 4         | DNP              | 0- 1- 0         |
| vs Seton Hall     | 11/24/07 | 60-74  | L  | 6-16- 1          | DNP              | 1- 4- 0          | 0- 2- 0         | 2- 1- 0          | 23- 7- 7         | DNP              | DNP             |
| NORTHWESTERN      | 11/27/07 | 94-52  | W  | 8- 5- 0          | 2- 0- 0          | 8- 4- 0          | 0- 2- 0         | 0- 4- 0          | 14- 2-10         | DNP              | 2- 1- 0         |
| SYRACUSE          | 12/05/07 | 68-70  | L  | 19-13- 2         | DNP              | 4- 6- 0          | 0- 1- 0         | 7- 2- 0          | 10- 5- 9         | DNP              | DNP             |
| LONGWOOD          | 12/07/07 | 76-57  | W  | 13-10- 1         | 0- 0- 1          | 9-11- 1          | DNP             | 4- 8- 0          | 21- 2- 8         | DNP              | 0- 3- 0         |
| HAMPTON           | 12/19/07 | 79-65  | W  | 19- 3- 1         | DNP              | 15- 6- 0         | DNP             | 2- 3- 1          | 12- 4- 4         | DNP              | 9- 9- 1         |
| ELON              | 12/22/07 | 91-61  | W  | 16- 2- 2         | 0- 0- 0          | 6- 9- 0          | DNP             | 7- 5- 0          | 20- 5- 8         | DNP              | 12- 2- 1        |
| HARTFORD          | 12/30/07 | 78-70  | W  | 15-12- 0         | DNP              | 5- 4- 1          | 0- 0- 0         | 2- 1- 0          | 12- 4- 4         | 0- 0- 1          | 3- 7- 0         |
| at Xavier         | 01/03/08 | 70-108 | L  | 6- 3- 2          | 1- 1- 0          | 10- 6- 0         | 0- 0- 0         | 6- 4- 0          | 14- 3- 7         | 12- 2- 1         | 0- 0- 0         |
| at Duke           | 01/13/08 | 65-87  | L  | 3- 9- 1          | DNP              | 2- 3- 0          | 9- 2- 0         | 0- 0- 0          | 18- 0- 4         | 0- 2- 0          | 0- 1- 0         |
| VIRGINIA TECH     | 01/16/08 | 69-70  | OL | 11- 8- 0         | DNP              | 3- 5- 0          | 6- 2- 0         | DNP              | 34-10- 3         | 0- 0- 0          | 0- 1- 0         |
| BOSTON COLLEGE    | 01/19/08 | 84-66  | W  | 17- 5- 0         | DNP              | 2- 3- 0          | 4- 8- 0         | DNP              | 19- 2-10         | DNP              | 2- 3- 0         |
| at Florida State  | 01/23/08 | 67-69  | L  | 17- 8- 1         | DNP              | 5- 3- 0          | 2- 3- 0         | 0- 1- 0          | 11- 3- 7         | 0- 0- 0          | 4- 3- 0         |
| GEORGIA TECH      | 01/27/08 | 82-92  | OL | 13- 9- 3         | DNP              | 9- 9- 0          | 1- 2- 0         | DNP              | 11- 4- 8         | 0- 0- 0          | 0- 1- 0         |
| at Maryland       | 1/30/08  | 75-85  | L  | 2- 3- 0          | DNP              | 6-12- 1          | 2- 0- 0         | 3- 0- 1          | 23- 0- 3         | 3- 2- 0          | 2- 0- 0         |
| at Virginia Tech  | 02/02/08 | 65-72  | OL | 8- 8- 3          | DNP              | 9- 3- 0          | 4- 1- 0         | DNP              | 26- 5- 2         | DNP              | 0- 0- 0         |
| CLEMSON           | 02/07/08 | 51-82  | L  | 19- 6- 1         | 0- 0- 0          | 1- 7- 1          | 0- 1- 0         | DNP              | 14- 4- 2         | 4- 1- 1          | 2- 1- 0         |
| at Wake Forest    | 02/09/08 | 64-80  | L  | 4- 3- 0          | DNP              | 3- 3- 0          | 12-11- 0        | DNP              | 21- 1- 3         | DNP              | 2- 2- 0         |
| NORTH CAROLINA    | 02/12/08 | 74-75  | L  | 8- 5- 1          | DNP              | 4- 1- 0          | 0- 6- 1         | DNP              | 27- 6- 7         | DNP              | DNP             |
| at Boston College | 2-17-08  | 79-74  | W  | 5- 1- 2          | DNP              | 11-12- 1         | 0- 2- 0         | DNP              | 16- 5- 4         | DNP              | DNP             |
| NC STATE          | 02/24/08 | 78-60  | W  | 9- 4- 0          | DNP              | 5- 3- 0          | 3- 4- 0         | DNP              | 21- 2- 6         | DNP              | 0- 2- 0         |
| at Miami (Fla.)   | 3/1/08   | 93-95  | L  | 0- 1- 0          | DNP              | 6- 6- 2          | 2- 1- 0         | DNP              | 41- 9- 3         | 6- 3- 1          | 2- 0- 0         |
| at Georgia Tech   | 3/3/08   | 76-74  | W  | 5- 4- 0          | DNP              | 9- 4- 0          | 0- 1- 1         | DNP              | 17- 1- 6         | 4- 3- 1          | 0- 2- 0         |
| DUKE              | 03/05/08 | 70-86  | L  | 3- 2- 0          | DNP              | 2- 3- 1          | 0- 3- 1         | DNP              | 18- 1- 7         | 2- 2- 0          | DNP             |
| MARYLAND          | 03/09/08 | 91-76  | W  | 13- 6- 0         | DNP              | 4- 3- 0          | 0- 0- 0         | DNP              | 27- 6- 8         | DNP              | 0- 1- 0         |
| vs Georgia Tech   | 03/13/08 | 76-94  | L  | 3- 0- 0          | DNP              | 10- 3- 1         | 7- 4- 0         | DNP              | 20- 5-10         | 0- 0- 0          | 0- 1- 0         |
| RICHMOND          | 03/18/08 | 66-64  | W  | 4- 3- 0          | DNP              | 5- 3- 1          | 1- 1- 0         | DNP              | 18- 4- 3         | 2- 3- 0          | 4- 4- 0         |
| OLD DOMINION      | 03/24/08 | 80-76  | W  | 4- 2- 0          | DNP              | 0- 3- 2          | 3- 1- 0         | DNP              | 22- 3-10         | 2- 1- 0          | DNP             |
| BRADLEY           | 03/26/08 | 85-96  | L  | 15- 2- 3         | DNP              | 4- 4- 1          | 6- 3- 0         | DNP              | 17- 2- 8         | 0- 1- 0          | 0- 0- 0         |

The Automated ScoreBook  
Virginia Team Game-by-Game Comparison (as of Mar 26, 2008)  
All games

| Opponent            | 1st   | 2nd   | Score  | Mar  | Total FG    | FG Pct    | 3-Pointers  | 3FG Pct   | Free Throws | FT Pct    | Rebounds   | Assist | TOver | Block | Steal | Fouls |
|---------------------|-------|-------|--------|------|-------------|-----------|-------------|-----------|-------------|-----------|------------|--------|-------|-------|-------|-------|
| VERMONT.....        | 46/32 | 44/40 | 90-72  | +18  | 29-53/27-65 | .547/.415 | 9-19/ 4-17  | .474/.235 | 23-34/14-17 | .676/.824 | 46/25 +21  | 14/11  | 18/10 | 4/3   | 5/9   | 19/23 |
| HOWARD.....         | 41/26 | 51/27 | 92-53  | +39  | 37-75/21-51 | .493/.412 | 12-29/ 7-21 | .414/.333 | 6-13/ 4-6   | .462/.667 | 48/23 +25  | 24/16  | 12/19 | 2/1   | 10/6  | 16/13 |
| Arizona.....        | 42/31 | 33/41 | 75-72  | +3   | 25-49/26-54 | .510/.481 | 12-21/ 8-17 | .571/.471 | 13-15/12-14 | .867/.857 | 27/26 +1   | 14/20  | 18/17 | 3/3   | 4/7   | 20/16 |
| DREXEL.....         | 31/25 | 41/33 | 72-58  | +14  | 23-60/21-50 | .383/.420 | 8-16/ 6-18  | .500/.333 | 18-22/10-15 | .818/.667 | 44/27 +17  | 11/10  | 16/17 | 1/2   | 5/5   | 16/17 |
| Penn.....           | 50/35 | 50/50 | 100-85 | +15  | 34-72/26-56 | .472/.464 | 10-24/ 6-21 | .417/.286 | 22-30/27-40 | .733/.675 | 56/26 +30  | 17/20  | 21/16 | 4/3   | 12/6  | 30/23 |
| Seton Hall.....     | 29/40 | 31/34 | 60-74  | (14) | 20-61/25-69 | .328/.362 | 7-28/ 7-23  | .250/.304 | 13-18/17-25 | .722/.680 | 50/43 +7   | 12/9   | 16/6  | 4/3   | 0/8   | 21/16 |
| NORTHWESTERN.....   | 54/29 | 40/23 | 94-52  | +42  | 32-62/20-56 | .516/.357 | 16-32/ 8-29 | .500/.276 | 14-16/ 4-15 | .875/.267 | 43/28 +15  | 20/11  | 13/16 | 3/0   | 8/6   | 18/17 |
| SYRACUSE.....       | 36/29 | 32/41 | 68-70  | (2)  | 26-64/26-59 | .406/.441 | 11-32/ 8-21 | .344/.381 | 5-11/10-11  | .455/.909 | 36/39 (3)  | 13/14  | 13/15 | 2/4   | 6/8   | 15/15 |
| LONGWOOD.....       | 29/22 | 47/35 | 76-57  | +19  | 25-56/17-60 | .446/.283 | 9-23/10-26  | .391/.385 | 17-25/13-18 | .680/.722 | 49/31 +18  | 17/11  | 21/17 | 2/1   | 4/7   | 18/23 |
| HAMPTON.....        | 36/32 | 43/33 | 79-65  | +14  | 25-56/23-63 | .446/.365 | 9-22/ 6-20  | .409/.300 | 20-25/13-22 | .800/.591 | 42/32 +10  | 16/11  | 21/12 | 2/3   | 3/8   | 23/21 |
| ELON.....           | 47/34 | 44/27 | 91-61  | +30  | 32-64/22-54 | .500/.407 | 7-24/ 8-24  | .292/.333 | 20-27/ 9-13 | .741/.692 | 38/27 +11  | 20/12  | 9/20  | 1/0   | 8/2   | 15/22 |
| HARTFORD.....       | 41/28 | 37/42 | 78-70  | +8   | 24-54/25-70 | .444/.357 | 10-23/10-39 | .435/.256 | 20-33/10-21 | .606/.476 | 51/40 +11  | 13/14  | 19/12 | 5/1   | 8/11  | 20/26 |
| Xavier.....         | 30/61 | 40/47 | 70-108 | (38) | 22-58/37-58 | .379/.638 | 6-18/16-26  | .333/.615 | 20-29/18-21 | .690/.857 | 30/32 (2)  | 14/27  | 12/13 | 3/5   | 6/6   | 22/22 |
| Duke.....           | 31/43 | 34/44 | 65-87  | (22) | 25-59/34-67 | .424/.507 | 4-14/11-31  | .286/.355 | 11-16/ 8-12 | .688/.667 | 34/35 (1)  | 9/21   | 18/11 | 2/3   | 3/12  | 17/17 |
| VIRGINIA TECH.....  | 38/34 | 25/29 | 69-70  | (1)  | 24-63/25-70 | .381/.357 | 9-25/ 8-30  | .360/.267 | 12-18/12-21 | .667/.571 | 39/47 (8)  | 9/12   | 14/15 | 2/3   | 6/4   | 20/17 |
| BOSTON COLLEGE..... | 35/35 | 49/31 | 84-66  | +18  | 29-67/24-62 | .433/.387 | 9-26/ 7-24  | .346/.292 | 17-21/11-24 | .810/.458 | 43/43 -    | 15/10  | 6/14  | 0/6   | 9/1   | 19/17 |
| Florida State.....  | 28/31 | 39/38 | 67-69  | (2)  | 25-60/22-50 | .417/.440 | 10-29/ 8-21 | .345/.381 | 7-10/17-24  | .700/.708 | 33/32 +1   | 11/10  | 15/17 | 0/5   | 8/11  | 22/14 |
| GEORGIA TECH.....   | 48/38 | 28/38 | 82-92  | (10) | 29-78/33-65 | .372/.508 | 12-36/ 9-22 | .333/.409 | 12-20/17-29 | .600/.586 | 48/40 +8   | 14/20  | 12/10 | 1/6   | 4/3   | 26/19 |
| Maryland.....       | 33/43 | 42/42 | 75-85  | (10) | 28-61/27-52 | .459/.519 | 6-21/ 8-24  | .286/.333 | 13-16/23-28 | .813/.821 | 31/30 +1   | 11/18  | 11/9  | 0/5   | 4/2   | 23/16 |
| Virginia Tech.....  | 26/25 | 28/29 | 65-72  | (7)  | 19-53/22-56 | .358/.393 | 8-21/ 3-14  | .381/.214 | 19-29/25-38 | .655/.658 | 33/43 (10) | 9/9    | 15/12 | 2/4   | 5/4   | 30/24 |
| CLEMSON.....        | 24/40 | 27/42 | 51-82  | (31) | 19-49/32-60 | .388/.533 | 4-14/16-26  | .286/.615 | 9-15/ 2-6   | .600/.333 | 27/35 (8)  | 7/22   | 18/14 | 3/5   | 3/8   | 12/18 |
| Wake Forest.....    | 27/36 | 37/44 | 64-80  | (16) | 22-66/27-56 | .333/.482 | 4-19/10-21  | .211/.476 | 16-25/16-29 | .640/.552 | 49/38 +11  | 7/14   | 16/10 | 0/8   | 5/4   | 22/20 |
| NORTH CAROLINA..... | 31/38 | 43/37 | 74-75  | (1)  | 28-74/31-59 | .378/.525 | 9-31/ 6-16  | .290/.375 | 9-11/ 7-12  | .818/.583 | 36/43 (7)  | 12/12  | 7/17  | 3/5   | 8/2   | 15/16 |
| Boston College..... | 40/32 | 39/42 | 79-74  | +5   | 27-56/26-60 | .482/.433 | 9-18/ 6-19  | .500/.316 | 16-21/16-24 | .762/.667 | 37/32 +5   | 18/18  | 11/10 | 3/4   | 3/6   | 24/21 |
| NC STATE.....       | 38/18 | 40/42 | 78-60  | +18  | 28-59/19-46 | .475/.413 | 5-17/ 9-22  | .294/.409 | 17-27/13-18 | .630/.722 | 31/35 (4)  | 11/10  | 9/25  | 1/5   | 16/3  | 17/19 |
| Miami (Fla.).....   | 39/35 | 54/60 | 93-95  | (2)  | 30-64/33-61 | .469/.541 | 7-19/11-23  | .368/.478 | 26-30/18-27 | .867/.667 | 39/32 +7   | 10/21  | 7/6   | 1/6   | 2/3   | 23/23 |
| Georgia Tech.....   | 38/42 | 38/32 | 76-74  | +2   | 25-66/27-64 | .379/.422 | 4-19/ 4-20  | .211/.200 | 22-29/16-23 | .759/.696 | 46/36 +10  | 13/17  | 14/13 | 1/7   | 8/5   | 26/19 |
| DUKE.....           | 31/43 | 39/43 | 70-86  | (16) | 27-58/33-65 | .466/.508 | 6-18/12-27  | .333/.444 | 10-13/ 8-14 | .769/.571 | 32/35 (3)  | 13/17  | 14/11 | 4/1   | 3/4   | 13/15 |
| MARYLAND.....       | 36/37 | 55/39 | 91-76  | +15  | 31-62/33-67 | .500/.493 | 7-16/ 7-21  | .438/.333 | 22-28/ 3-7  | .786/.429 | 37/33 +4   | 14/17  | 11/14 | 4/1   | 5/4   | 9/21  |
| Georgia Tech.....   | 42/44 | 34/50 | 76-94  | (18) | 23-60/33-57 | .383/.579 | 9-23/13-24  | .391/.542 | 21-29/15-18 | .724/.833 | 32/37 (5)  | 15/22  | 16/17 | 3/6   | 7/6   | 21/25 |
| RICHMOND.....       | 31/33 | 35/31 | 66-64  | +2   | 22-47/23-54 | .468/.426 | 6-14/ 6-18  | .429/.333 | 16-26/12-14 | .615/.857 | 33/25 +8   | 7/14   | 17/10 | 8/6   | 4/7   | 14/16 |
| OLD DOMINION.....   | 29/37 | 51/39 | 80-76  | +4   | 30-60/29-57 | .500/.509 | 9-30/ 6-14  | .300/.429 | 11-17/12-18 | .647/.667 | 31/30 +1   | 19/13  | 12/13 | 2/0   | 6/7   | 17/16 |
| BRADLEY.....        | 42/42 | 43/54 | 85-96  | (11) | 34-74/32-67 | .459/.478 | 11-27/11-31 | .407/.355 | 6-14/21-27  | .429/.778 | 38/43 (5)  | 16/17  | 10/8  | 2/4   | 3/4   | 20/14 |

Note: Game totals are displayed in the format TEAM/OPPONENT for each category



The Automated ScoreBook  
 Virginia Game-by-Game Highs (as of Mar 26, 2008)  
 All games

| Opponent          | Date     | Score  | WL | POINTS                            | REBOUNDS                      | ASSISTS                         | STEALS   | BLOCKED SHOTS   |
|-------------------|----------|--------|----|-----------------------------------|-------------------------------|---------------------------------|--|---|
| VERMONT           | 11/11/07 | 90-72  | W  | 19-Sean Singleta<br>Adrian Joseph | 8-Mamadi Diane                | 6-Sean Singleta                 | 4-Sean Singleta  | 2-Jamil Tucker  |
| HOWARD            | 11/14/07 | 92-53  | W  | 23-Sean Singleta                  | 8-Calvin Baker                | 8-Sean Singleta                 | 3-Jeff Jones   | 1-Jeff Jones<br>Ryan Pettinel                                     |
| at Arizona        | 11/17/07 | 75-72  | W  | 24-Sean Singleta                  | 6-Laurynas Mika               | 8-Sean Singleta                 | 1-Adrian Joseph<br>Laurynas Mika<br>Ryan Pettinel<br>Sean Singleta           | 3-Mamadi Diane  |
| DREXEL            | 11/20/07 | 72-58  | W  | 24-Sean Singleta                  | 11-Adrian Joseph              | 5-Sean Singleta                 | 2-Sean Singleta  | 1-Jeff Jones  |
| at Penn           | 11/23/07 | 100-85 | W  | 23-Adrian Joseph                  | 13-Mike Scott                 | 5-Calvin Baker                  | 3-Sammy Zeglins<br>Mike Scott  | 1-Laurynas Mika<br>Adrian Joseph<br>Mamadi Diane<br>Ryan Pettinel |
| vs Seton Hall     | 11/24/07 | 60-74  | L  | 23-Sean Singleta                  | 16-Adrian Joseph              | 7-Sean Singleta                 | None   | 2-Mamadi Diane  |
| NORTHWESTERN      | 11/27/07 | 94-52  | W  | 22-Mamadi Diane                   | 7-Mamadi Diane                | 10-Sean Singleta                | 3-Adrian Joseph  | 1-Sammy Zeglins<br>Adrian Joseph<br>Mamadi Diane                  |
| SYRACUSE          | 12/05/07 | 68-70  | L  | 19-Adrian Joseph                  | 13-Adrian Joseph              | 9-Sean Singleta                 | 2-Calvin Baker<br>Sean Singleta  | 1-Mike Scott<br>Mamadi Diane                                      |
| LONGWOOD          | 12/07/07 | 76-57  | W  | 21-Sean Singleta                  | 11-Mike Scott                 | 8-Sean Singleta                 | 1-Mike Scott<br>Jeff Jones<br>Will Harris<br>Calvin Baker                    | 1-Mamadi Diane<br>Adrian Joseph                                   |
| HAMPTON           | 12/19/07 | 79-65  | W  | 19-Adrian Joseph                  | 9-Jerome Meyins               | 4-Sean Singleta                 | 2-Adrian Joseph  | 2-Jamil Tucker  |
| ELON              | 12/22/07 | 91-61  | W  | 20-Sean Singleta                  | 9-Mike Scott                  | 8-Sean Singleta                 | 3-Sean Singleta  | 1-Mike Scott  |
| HARTFORD          | 12/30/07 | 78-70  | W  | 20-Mamadi Diane                   | 12-Adrian Joseph              | 4-Sean Singleta<br>Calvin Baker | 3-Mamadi Diane   | 2-Mamadi Diane<br>Adrian Joseph                                   |
| at Xavier         | 01/03/08 | 70-108 | L  | 14-Sean Singleta                  | 6-Mike Scott                  | 7-Sean Singleta                 | 2-Calvin Baker   | 2-Mike Scott  |
| at Duke           | 01/13/08 | 65-87  | L  | 18-Sean Singleta                  | 9-Adrian Joseph               | 4-Sean Singleta                 | 1-Mike Scott<br>Solomon Tat<br>Calvin Baker                                  | 1-Jamil Tucker<br>Mike Scott                                      |
| VIRGINIA TECH     | 01/16/08 | 69-70  | OL | 34-Sean Singleta                  | 10-Sean Singleta              | 3-Calvin Baker<br>Sean Singleta | 3-Sean Singleta  | 2-Jamil Tucker  |
| BOSTON COLLEGE    | 01/19/08 | 84-66  | W  | 20-Mamadi Diane                   | 8-Ryan Pettinel               | 10-Sean Singleta                | 6-Sean Singleta  | None  |
| at Florida State  | 01/23/08 | 67-69  | L  | 21-Mamadi Diane                   | 8-Adrian Joseph               | 7-Sean Singleta                 | 2-Calvin Baker   | None  |
| GEORGIA TECH      | 01/27/08 | 82-92  | OL | 16-Mamadi Diane<br>Calvin Baker   | 9-Adrian Joseph<br>Mike Scott | 8-Sean Singleta                 | 3-Sean Singleta  | 1-Mamadi Diane  |
| at Maryland       | 1/30/08  | 75-85  | L  | 23-Sean Singleta                  | 12-Mike Scott                 | 4-Mamadi Diane                  | 2-Calvin Baker   | None  |
| at Virginia Tech  | 02/02/08 | 65-72  | OL | 26-Sean Singleta                  | 8-Adrian Joseph               | 4-Calvin Baker                  | 1-Calvin Baker<br>Mike Scott<br>Adrian Joseph<br>Jeff Jones<br>Sean Singleta | 1-Mamadi Diane<br>Adrian Joseph                                   |
| CLEMSON           | 02/07/08 | 51-82  | L  | 19-Adrian Joseph                  | 7-Mike Scott                  | 2-Jamil Tucker<br>Sean Singleta | 1-Solomon Tat<br>Mamadi Diane<br>Adrian Joseph                               | 1-Mike Scott<br>Adrian Joseph<br>Calvin Baker                     |
| at Wake Forest    | 02/09/08 | 64-80  | L  | 21-Sean Singleta                  | 11-Ryan Pettinel              | 3-Sean Singleta                 | 2-Sean Singleta  | None  |
| NORTH CAROLINA    | 02/12/08 | 74-75  | L  | 27-Sean Singleta                  | 7-Mamadi Diane                | 7-Sean Singleta                 | 3-Sean Singleta  | 2-Calvin Baker  |
| at Boston College | 2-17-08  | 79-74  | W  | 20-Mamadi Diane                   | 12-Mike Scott                 | 5-Calvin Baker                  | 2-Mike Scott   | 1-Adrian Joseph<br>Laurynas Mika<br>Jeff Jones                    |

The Automated ScoreBook  
 Virginia Game-by-Game Highs (as of Mar 26, 2008)  
 All games

| Opponent        | Date     | Score | WL | POINTS           | REBOUNDS   | ASSISTS          | STEALS   | BLOCKED SHOTS                   |
|-----------------|----------|-------|----|------------------|--|------------------|--|---------------------------------|
| NC STATE        | 02/24/08 | 78-60 | W  | 21-Sean Singleta | 6-Calvin Baker                                   | 6-Sean Singleta  | 7-Sean Singleta  | 1-Mamadi Diane                  |
| at Miami (Fla.) | 3/1/08   | 93-95 | L  | 41-Sean Singleta | 13-Laurynas Mika                                 | 3-Sean Singleta  | 1-Laurynas Mika<br>Sean Singleta   | 1-Mamadi Diane                  |
| at Georgia Tech | 3/3/08   | 76-74 | W  | 17-Sean Singleta | 7-Calvin Baker<br>Laurynas Mika                  | 6-Sean Singleta  | 4-Calvin Baker   | 1-Mamadi Diane                  |
| DUKE            | 03/05/08 | 70-86 | L  | 18-Sean Singleta | 8-Jamil Tucker                                   | 7-Sean Singleta  | 1-Jamil Tucker<br>Mike Scott<br>Mamadi Diane                                   | 3-Mike Scott                    |
| MARYLAND        | 03/09/08 | 91-76 | W  | 27-Sean Singleta | 6-Jamil Tucker<br>Adrian Joseph<br>Sean Singleta | 8-Sean Singleta  | 1-Mamadi Diane<br>Calvin Baker<br>Sean Singleta<br>Adrian Joseph<br>Jeff Jones | 2-Ryan Pettinel                 |
| vs Georgia Tech | 03/13/08 | 76-94 | L  | 20-Sean Singleta | 5-Sean Singleta                                  | 10-Sean Singleta | 3-Sean Singleta  | 2-Jamil Tucker                  |
| RICHMOND        | 03/18/08 | 66-64 | W  | 18-Sean Singleta | 5-Mamadi Diane<br>Jamil Tucker                   | 3-Sean Singleta  | 2-Sean Singleta  | 3-Mike Scott                    |
| OLD DOMINION    | 03/24/08 | 80-76 | W  | 22-Sean Singleta | 6-Jamil Tucker                                   | 10-Sean Singleta | 3-Sean Singleta  | 1-Jamil Tucker<br>Mamadi Diane  |
| BRADLEY         | 03/26/08 | 85-96 | L  | 26-Jeff Jones    | 8-Mamadi Diane                                   | 8-Sean Singleta  | 1-Adrian Joseph<br>Mike Scott<br>Calvin Baker                                  | 1-Mamadi Diane<br>Sean Singleta |

The Automated ScoreBook  
Virginia Team Game-by-Game (as of Mar 26, 2008)  
All games

TEAM STATISTICS

| Opponent          | Date     | Score  | W/L | ---TOTAL--- |      | --3-PTRS-- |      | FT-FTA  |      | ---REBOUNDS--- |     |      |      | PF  | A   | TO  | Blk | Stl | Pts---Avg |      |
|-------------------|----------|--------|-----|-------------|------|------------|------|---------|------|----------------|-----|------|------|-----|-----|-----|-----|-----|-----------|------|
|                   |          |        |     | FG-FGA      | Pct  | 3FG-FGA    | Pct  | Pct     | Pct  | Off            | Def | Tot  | Avg  |     |     |     |     |     | Pts       | Avg  |
| VERMONT           | 11/11/07 | 90-72  | W   | 29-53       | .547 | 9-19       | .474 | 23-34   | .676 | 12             | 34  | 46   | 46.0 | 19  | 14  | 18  | 4   | 5   | 90        | 90.0 |
| HOWARD            | 11/14/07 | 92-53  | W   | 37-75       | .493 | 12-29      | .414 | 6-13    | .462 | 21             | 27  | 48   | 47.0 | 16  | 24  | 12  | 2   | 10  | 92        | 91.0 |
| at Arizona        | 11/17/07 | 75-72  | W   | 25-49       | .510 | 12-21      | .571 | 13-15   | .867 | 7              | 20  | 27   | 40.3 | 20  | 14  | 18  | 3   | 4   | 75        | 85.7 |
| DREXEL            | 11/20/07 | 72-58  | W   | 23-60       | .383 | 8-16       | .500 | 18-22   | .818 | 17             | 27  | 44   | 41.2 | 16  | 11  | 16  | 1   | 5   | 72        | 82.2 |
| at Penn           | 11/23/07 | 100-85 | W   | 34-72       | .472 | 10-24      | .417 | 22-30   | .733 | 25             | 31  | 56   | 44.2 | 30  | 17  | 21  | 4   | 12  | 100       | 85.8 |
| vs Seton Hall     | 11/24/07 | 60-74  | L   | 20-61       | .328 | 7-28       | .250 | 13-18   | .722 | 20             | 30  | 50   | 45.2 | 21  | 12  | 16  | 4   | 0   | 60        | 81.5 |
| NORTHWESTERN      | 11/27/07 | 94-52  | W   | 32-62       | .516 | 16-32      | .500 | 14-16   | .875 | 10             | 33  | 43   | 44.9 | 18  | 20  | 13  | 3   | 8   | 94        | 83.3 |
| SYRACUSE          | 12/05/07 | 68-70  | L   | 26-64       | .406 | 11-32      | .344 | 5-11    | .455 | 13             | 23  | 36   | 43.8 | 15  | 13  | 13  | 2   | 6   | 68        | 81.4 |
| LONGWOOD          | 12/07/07 | 76-57  | W   | 25-56       | .446 | 9-23       | .391 | 17-25   | .680 | 13             | 36  | 49   | 44.3 | 18  | 17  | 21  | 2   | 4   | 76        | 80.8 |
| HAMPTON           | 12/19/07 | 79-65  | W   | 25-56       | .446 | 9-22       | .409 | 20-25   | .800 | 14             | 28  | 42   | 44.1 | 23  | 16  | 21  | 2   | 3   | 79        | 80.6 |
| ELON              | 12/22/07 | 91-61  | W   | 32-64       | .500 | 7-24       | .292 | 20-27   | .741 | 12             | 26  | 38   | 43.5 | 15  | 20  | 9   | 1   | 8   | 91        | 81.5 |
| HARTFORD          | 12/30/07 | 78-70  | W   | 24-54       | .444 | 10-23      | .435 | 20-33   | .606 | 15             | 36  | 51   | 44.2 | 20  | 13  | 19  | 5   | 8   | 78        | 81.2 |
| at Xavier         | 01/03/08 | 70-108 | L   | 22-58       | .379 | 6-18       | .333 | 20-29   | .690 | 15             | 15  | 30   | 43.1 | 22  | 14  | 12  | 3   | 6   | 70        | 80.4 |
| at Duke           | 01/13/08 | 65-87  | L   | 25-59       | .424 | 4-14       | .286 | 11-16   | .688 | 12             | 22  | 34   | 42.4 | 17  | 9   | 18  | 2   | 3   | 65        | 79.3 |
| VIRGINIA TECH     | 01/16/08 | 69-70  | Lot | 24-63       | .381 | 9-25       | .360 | 12-18   | .667 | 9              | 30  | 39   | 42.2 | 20  | 9   | 14  | 2   | 6   | 69        | 78.6 |
| BOSTON COLLEGE    | 01/19/08 | 84-66  | W   | 29-67       | .433 | 9-26       | .346 | 17-21   | .810 | 13             | 30  | 43   | 42.2 | 19  | 15  | 6   | 0   | 9   | 84        | 78.9 |
| at Florida State  | 01/23/08 | 67-69  | L   | 25-60       | .417 | 10-29      | .345 | 7-10    | .700 | 14             | 19  | 33   | 41.7 | 22  | 11  | 15  | 0   | 8   | 67        | 78.2 |
| GEORGIA TECH      | 01/27/08 | 82-92  | Lot | 29-78       | .372 | 12-36      | .333 | 12-20   | .600 | 18             | 30  | 48   | 42.1 | 26  | 14  | 12  | 1   | 4   | 82        | 78.4 |
| at Maryland       | 1/30/08  | 75-85  | L   | 28-61       | .459 | 6-21       | .286 | 13-16   | .813 | 12             | 19  | 31   | 41.5 | 23  | 11  | 11  | 0   | 4   | 75        | 78.3 |
| at Virginia Tech  | 02/02/08 | 65-72  | Lot | 19-53       | .358 | 8-21       | .381 | 19-29   | .655 | 9              | 24  | 33   | 41.0 | 30  | 9   | 15  | 2   | 5   | 65        | 77.6 |
| CLEMSON           | 02/07/08 | 51-82  | L   | 19-49       | .388 | 4-14       | .286 | 9-15    | .600 | 7              | 20  | 27   | 40.4 | 12  | 7   | 18  | 3   | 3   | 51        | 76.3 |
| at Wake Forest    | 02/09/08 | 64-80  | L   | 22-66       | .333 | 4-19       | .211 | 16-25   | .640 | 20             | 29  | 49   | 40.8 | 22  | 7   | 16  | 0   | 5   | 64        | 75.8 |
| NORTH CAROLINA    | 02/12/08 | 74-75  | L   | 28-74       | .378 | 9-31       | .290 | 9-11    | .818 | 15             | 21  | 36   | 40.6 | 15  | 12  | 7   | 3   | 8   | 74        | 75.7 |
| at Boston College | 2-17-08  | 79-74  | W   | 27-56       | .482 | 9-18       | .500 | 16-21   | .762 | 8              | 29  | 37   | 40.4 | 24  | 18  | 11  | 3   | 3   | 79        | 75.8 |
| NC STATE          | 02/24/08 | 78-60  | W   | 28-59       | .475 | 5-17       | .294 | 17-27   | .630 | 8              | 23  | 31   | 40.0 | 17  | 11  | 9   | 1   | 16  | 78        | 75.9 |
| at Miami (Fla.)   | 3/1/08   | 93-95  | L   | 30-64       | .469 | 7-19       | .368 | 26-30   | .867 | 14             | 25  | 39   | 40.0 | 23  | 10  | 7   | 1   | 2   | 93        | 76.6 |
| at Georgia Tech   | 3/3/08   | 76-74  | W   | 25-66       | .379 | 4-19       | .211 | 22-29   | .759 | 20             | 26  | 46   | 40.2 | 26  | 13  | 14  | 1   | 8   | 76        | 76.6 |
| DUKE              | 03/05/08 | 70-86  | L   | 27-58       | .466 | 6-18       | .333 | 10-13   | .769 | 8              | 24  | 32   | 39.9 | 13  | 13  | 14  | 4   | 3   | 70        | 76.3 |
| MARYLAND          | 03/09/08 | 91-76  | W   | 31-62       | .500 | 7-16       | .438 | 22-28   | .786 | 11             | 26  | 37   | 39.8 | 9   | 14  | 11  | 4   | 5   | 91        | 76.8 |
| vs Georgia Tech   | 03/13/08 | 76-94  | L   | 23-60       | .383 | 9-23       | .391 | 21-29   | .724 | 15             | 17  | 32   | 39.6 | 21  | 15  | 16  | 3   | 7   | 76        | 76.8 |
| RICHMOND          | 03/18/08 | 66-64  | W   | 22-47       | .468 | 6-14       | .429 | 16-26   | .615 | 12             | 21  | 33   | 39.4 | 14  | 7   | 17  | 8   | 4   | 66        | 76.5 |
| OLD DOMINION      | 03/24/08 | 80-76  | W   | 30-60       | .500 | 9-30       | .300 | 11-17   | .647 | 11             | 20  | 31   | 39.1 | 17  | 19  | 12  | 2   | 6   | 80        | 76.6 |
| BRADLEY           | 03/26/08 | 85-96  | L   | 34-74       | .459 | 11-27      | .407 | 6-14    | .429 | 13             | 25  | 38   | 39.1 | 20  | 16  | 10  | 2   | 3   | 85        | 76.8 |
| Virginia          |          | 2535   |     | 879-2020    | .435 | 274-748    | .366 | 503-713 | .705 | 443            | 846 | 1289 | 39.1 | 643 | 445 | 462 | 78  | 191 | 2535      | 76.8 |
| Opponents         |          | 2470   |     | 881-1960    | .449 | 275-750    | .367 | 433-651 | .665 | 339            | 784 | 1123 | 34.0 | 621 | 500 | 446 | 119 | 189 | 2470      | 74.8 |

Games played: 33  
Points/game: 76.8  
FG Pct: 43.5  
3FG Pct: 36.6  
FT Pct: 70.5

Rebounds/game: 39.1  
Assists/game: 13.5  
Turnovers/game: 14.0  
Assist/turnover ratio: 1.0  
Steals/game: 5.8  
Blocks/game: 2.4

The Automated ScoreBook  
 Virginia Overall Team Statistics (as of Mar 26, 2008)  
 All games

| TEAM STATISTICS         | VA       | OPP      |
|-------------------------|----------|----------|
| SCORING.....            | 2535     | 2470     |
| Points per game.....    | 76.8     | 74.8     |
| Scoring margin.....     | +2.0     | -        |
| FIELD GOALS-ATT.....    | 879-2020 | 881-1960 |
| Field goal pct.....     | .435     | .449     |
| 3 POINT FG-ATT.....     | 274-748  | 275-750  |
| 3-point FG pct.....     | .366     | .367     |
| 3-pt FG made per game.. | 8.3      | 8.3      |
| FREE THROWS-ATT.....    | 503-713  | 433-651  |
| Free throw pct.....     | .705     | .665     |
| REBOUNDS.....           | 1289     | 1123     |
| Rebounds per game.....  | 39.1     | 34.0     |
| Rebounding margin.....  | +5.0     | -        |
| ASSISTS.....            | 445      | 500      |
| Assists per game.....   | 13.5     | 15.2     |
| TURNOVERS.....          | 462      | 446      |
| Turnovers per game..... | 14.0     | 13.5     |
| Turnover margin.....    | -0.5     | -        |
| Assist/turnover ratio.. | 1.0      | 1.1      |
| STEALS.....             | 191      | 189      |
| Steals per game.....    | 5.8      | 5.7      |
| BLOCKS.....             | 78       | 119      |
| Blocks per game.....    | 2.4      | 3.6      |
| WINNING STREAK.....     | 0        | -        |
| Home win streak.....    | 0        | -        |
| ATTENDANCE.....         | 234092   | 129658   |
| Home games-Avg/Game.... | 20-11705 | 11-9614  |
| Neutral site-Avg/Game.. | -        | 2-11953  |

| SCORE BY PERIODS: | 1st  | 2nd  | OT | Total  |
|-------------------|------|------|----|--------|
| Virginia.....     | 1199 | 1313 | 23 | - 2535 |
| Opponents.....    | 1150 | 1279 | 41 | - 2470 |

The Automated ScoreBook  
Virginia Season Box Score (as of Mar 09, 2008)  
Conference games

|                     |                |             |             |                |
|---------------------|----------------|-------------|-------------|----------------|
| <b>RECORD:</b>      | <b>OVERALL</b> | <b>HOME</b> | <b>AWAY</b> | <b>NEUTRAL</b> |
| ALL GAMES.....      | (5-11)         | (3-5)       | (2-6)       | (0-0)          |
| CONFERENCE.....     | (5-11)         | (3-5)       | (2-6)       | (0-0)          |
| NON-CONFERENCE..... | (0-0)          | (0-0)       | (0-0)       | (0-0)          |

| ## Player              | GP-GS | Min--Avg | ---TOTAL--- |         | ---3-PTS--- |         | FT-FTA | Pct     | ----REBOUNDS---- |     |     |     |      | PF  | FO | A   | TO  | Blk | Stl | Pts  | Avg  |
|------------------------|-------|----------|-------------|---------|-------------|---------|--------|---------|------------------|-----|-----|-----|------|-----|----|-----|-----|-----|-----|------|------|
|                        |       |          | FG-FGA      | Pct     | 3FG-FGA     | Pct     |        |         | Off              | Def | Tot | Avg |      |     |    |     |     |     |     |      |      |
| 44 Sean Singletary.... | 16-16 | 574      | 35.9        | 113-251 | .450        | 28-80   | .350   | 90-103  | .874             | 10  | 49  | 59  | 3.7  | 45  | 1  | 83  | 52  | 0   | 32  | 344  | 21.5 |
| 24 Mamadi Diane.....   | 16-8  | 482      | 30.1        | 60-160  | .375        | 24-70   | .343   | 40-60   | .667             | 35  | 41  | 76  | 4.8  | 36  | 0  | 15  | 28  | 7   | 8   | 184  | 11.5 |
| 11 Laurynas Mikalauska | 7-0   | 137      | 19.6        | 28-42   | .667        | 0-0     | .000   | 15-22   | .682             | 21  | 14  | 35  | 5.0  | 17  | 2  | 6   | 9   | 1   | 3   | 71   | 10.1 |
| 04 Calvin Baker.....   | 16-8  | 448      | 28.0        | 55-133  | .414        | 20-53   | .377   | 24-32   | .750             | 9   | 37  | 46  | 2.9  | 30  | 0  | 34  | 29  | 4   | 19  | 154  | 9.6  |
| 30 Adrian Joseph.....  | 16-16 | 414      | 25.9        | 50-130  | .385        | 19-67   | .284   | 18-23   | .783             | 22  | 60  | 82  | 5.1  | 20  | 0  | 12  | 16  | 4   | 8   | 137  | 8.6  |
| 12 Jamil Tucker.....   | 16-2  | 256      | 16.0        | 32-75   | .427        | 18-45   | .400   | 9-14    | .643             | 14  | 44  | 58  | 3.6  | 26  | 0  | 11  | 11  | 3   | 4   | 91   | 5.7  |
| 32 Mike Scott.....     | 16-14 | 310      | 19.4        | 30-77   | .390        | 1-4     | .250   | 20-33   | .606             | 30  | 50  | 80  | 5.0  | 39  | 1  | 6   | 15  | 5   | 8   | 81   | 5.1  |
| 34 Ryan Pettinella.... | 16-8  | 257      | 16.1        | 20-34   | .588        | 0-0     | .000   | 5-15    | .333             | 18  | 29  | 47  | 2.9  | 55  | 2  | 3   | 13  | 2   | 1   | 45   | 2.8  |
| 01 Jeff Jones.....     | 16-8  | 193      | 12.1        | 12-51   | .235        | 2-14    | .143   | 10-14   | .714             | 6   | 14  | 20  | 1.3  | 20  | 0  | 8   | 16  | 1   | 5   | 36   | 2.3  |
| 45 Solomon Tat.....    | 9-0   | 68       | 7.6         | 7-15    | .467        | 0-2     | .000   | 5-6     | .833             | 1   | 12  | 13  | 1.4  | 4   | 0  | 3   | 4   | 0   | 3   | 19   | 2.1  |
| 55 Jerome Meyinsse.... | 13-0  | 77       | 5.9         | 7-11    | .636        | 0-0     | .000   | 0-2     | .000             | 5   | 12  | 17  | 1.3  | 21  | 0  | 0   | 0   | 0   | 1   | 14   | 1.1  |
| 43 Will Harris.....    | 3-0   | 14       | 4.7         | 1-3     | .333        | 0-1     | .000   | 1-2     | .500             | 0   | 1   | 1   | 0.3  | 2   | 0  | 1   | 2   | 0   | 0   | 3    | 1.0  |
| 02 Mustapha Farrakhan. | 6-0   | 43       | 7.2         | 1-13    | .077        | 1-7     | .143   | 1-3     | .333             | 2   | 4   | 6   | 1.0  | 3   | 0  | 1   | 3   | 0   | 0   | 4    | 0.7  |
| 31 Andy Burns.....     | 1-0   | 1        | 1.0         | 0-0     | .000        | 0-0     | .000   | 0-0     | .000             | 0   | 0   | 0   | 0.0  | 0   | 0  | 0   | 0   | 0   | 0   | 0    | 0.0  |
| 22 Will Sherrill.....  | 1-0   | 1        | 1.0         | 0-0     | .000        | 0-0     | .000   | 0-0     | .000             | 0   | 0   | 0   | 0.0  | 0   | 0  | 0   | 0   | 0   | 0   | 0    | 0.0  |
| TEAM.....              |       |          |             |         |             |         |        |         |                  | 25  | 30  | 55  | 3.4  | 0   |    | 0   |     |     |     |      |      |
| Total.....             | 16    | 3275     |             | 416-995 | .418        | 113-343 | .329   | 238-329 | .723             | 198 | 397 | 595 | 37.2 | 318 | 6  | 183 | 198 | 27  | 92  | 1183 | 73.9 |
| Opponents.....         | 16    | 3275     |             | 448-960 | .467        | 135-361 | .374   | 212-336 | .631             | 176 | 413 | 589 | 36.8 | 296 | -  | 248 | 208 | 74  | 76  | 1243 | 77.7 |

|                          |            |            |           |              |
|--------------------------|------------|------------|-----------|--------------|
| <b>SCORE BY PERIODS:</b> | <b>1st</b> | <b>2nd</b> | <b>OT</b> | <b>Total</b> |
| -----                    | -----      | -----      | -----     | -----        |
| Virginia.....            | 543        | 617        | 23        | - 1183       |
| Opponents.....           | 570        | 632        | 41        | - 1243       |

|                           |            |            |              |
|---------------------------|------------|------------|--------------|
| <b>DEADBALL REBOUNDS:</b> | <b>OFF</b> | <b>DEF</b> | <b>TOTAL</b> |
| -----                     | -----      | -----      | -----        |
| Virginia.....             | 49         | 5          | 54           |
| Opponents.....            | 59         | 9          | 68           |