

VIRGINIA

2015 CAVALIER MEN'S SOCCER

2015 FACT BOOK

TABLE OF CONTENTS

2015 Cavalier Roster.....	2
Head Coach George Gelnovatch.....	3-4
Coaching Staff.....	5
Player Biographies.....	6-17
2014 Season in Review	18
2014 Statistics.....	19
2014 Results	20
2014 ACC Review	21
All-Time Records	22
Single-Season Records.....	23
Career Records.....	24
Scoring Records By Year	25
National Awards	26
Honors and Awards	27-28
MLS/International Soccer	29
MLS Draft/Allocations	30
Coaching Records By Year	31
All-Time Records vs. Opponents.....	32
ACC Tournament History	33
NCAA Tournament History	34
All-Time Results.....	35-39
All-Time Letterwinners.....	40-41
Covering the Cavaliers	42

ABOUT THE FACT BOOK

The fact book serves as the file for historical reference information on Virginia men's soccer.

Information that previously appeared in the printed men's soccer media guide is available on the men's soccer page at VirginiaSports.com in HTML format under the "History" link at the top of the page. Please bookmark that page in your browser for quick reference.

Complete bios and statistics on Cavalier coaches and players are available at VirginiaSports.com/menssoccer. Access player bios by clicking on the player's name on the roster page.

UNIVERSITY OF VIRGINIA QUICK FACTS

Location Charlottesville, Va. 22904
 Founded..... 1819 by Thomas Jefferson
 Enrollment..... 23,464 (16,087 undergraduate)
 President..... Teresa A. Sullivan
 Athletics Director..... Craig Littlepage
 Faculty Athletics Rep. Carolyn M. Callahan
 Nicknames..... Cavaliers, Wahoos, 'Hoos
 Colors..... Orange and Blue
 Song..... "Good Old Song"
 Home Field (Cap.)... Klöckner Stadium (8,000)
 Affiliations..... NCAA Division I /
 Atlantic Coast Conference
 Official Athletics Web Site... VirginiaSports.com
 University Web Site..... Virginia.edu

MEN'S SOCCER INFORMATION

First Year..... 1941
 All-Time Record..... 728-334-110
 All-Time ACC Record..... 178-131-41
 NCAA Appearances/Last..... 36/2014
 2014 Record

STAFF INFORMATION

Head Coach..... George Gelnovatch
 Alma Mater..... Virginia '87
 Record at Virginia..... 274-112-41, 20th season
 Career Record..... Same
 Associate Head Coach..... Matt Chulis
 Assistant Coach..... Terry Boss
 Operations Assistant..... A.J. Barnold

MEDIA RELATIONS INFORMATION

Asst. Director/MSOC Contact..Andy Fledderjohann
 Office Phone..... 434-982-5131
 Mobile Phone..... 434-906-0075
 Press Box Phone..... 434-906-0075
 E-Mail Address..... fledder@virginia.edu
 Mailing Address

2015 SCHEDULE

Aug. 29 **CHARLOTTE**.....7 p.m.
 Sept. 4 **TULSA**.....7 p.m.
 Sept. 8 **GEORGE MASON**.....7 p.m.
 Sept. 11 at Duke* (ESPN3).....7 p.m.
 Sept. 15 **JAMES MADISON**.....7 p.m.
 Sept. 18 **NC STATE***.....7 p.m.
 Sept. 21 at VCU.....7 p.m.
 Sept. 25 at Notre Dame* (ESPN3).....7 p.m.
 Sept. 29 **GEORGE WASHINGTON**.....7 p.m.
 Oct. 2 **LOUISVILLE***.....7 p.m.
 Oct. 5 **PORTLAND**.....7 p.m.
 Oct. 9 at Boston College*.....7 p.m.
 Oct. 13 **AMERICAN**.....7 p.m.
 Oct. 16 **PITT*** (RSN/ESPN3).....8 p.m.
 Oct. 23 at Virginia Tech* (ESPN3).....7 p.m.
 Oct. 30 **NORTH CAROLINA***.....7 p.m.
 Nov. 4 ACC First Round¹.....TBA
 Nov. 8 ACC Quarterfinals².....TBA
 Nov. 11 ACC Semifinals³.....TBA
 Nov. 15 ACC Championship³.....TBA
 Nov. 19 NCAA First Round⁴.....TBA
 Nov. 22 NCAA Second Round⁴.....TBA
 Nov. 29 NCAA Third Round⁴.....TBA
 Dec. 4/5/6 NCAA Quarterfinals⁴.....TBA
 Dec. 11/13 NCAA College Cup⁵.....TBA

Home matches in **BOLD CAPS**; all times Eastern
 *denotes ACC matches

¹ Seeds No. 7 vs. 10 and 8 vs. 9 (at sites of 7 and 8)

²at Seeds No. 1-4

³at campus sites (top remaining seeds)

⁴Sites TBA

⁵Kansas City, Kansas (Sporting Park)



2015 VIRGINIA ROSTER

No.	Name	Pos.	Cl.	Ht.	Wt.	Hometown	Previous School	Club
0	Adam Prevost	GK	R-So.	6-6	200	Earlsville, Va.	Portland/Shattuck-St. Mary's (MN)	-
1	Jeff Caldwell	GK	So.	6-3	180	Todd, N.C.	Watauga	NC Fusion
3	Fabrice Shema	D	R-Fr.	5-10	150	Louisville, Ky.	Waggener	River City Rovers
4	Nate Odusote	D	So.	6-4	185	North Haledon, N.J.	Hawthorne Christian	NY Red Bulls Academy
5	Wesley Suggs	D	R-So.	6-2	190	Bowie, Md.	DeMatha Catholic	AC Bethesda
6	Scott Thomsen	M/D	Sr.	5-10	165	Brick, N.J.	Christian Brothers Academy	NY Red Bulls Academy
7	Todd Wharton	M	Sr.	6-0	170	Glen Allen, Va.	Deep Run	Richmond Strikers
8	Pablo Aguilar	M	R-So.	5-7	143	Guatemala City, Guatemala	IMG Academy	IMG Academy
10	Nicko Corriveau	F/M	Jr.	6-0	160	Potomac, Md.	Gonzaga HS	AC Bethesda
11	Sam Hayward	F	Jr.	6-0	170	Dallas, Texas	Penn/Highland Park	Solar
12	Riggs Lennon	F	Jr.	6-1	175	Paradise Valley, Ariz.	Brophy Prep	94 Sereno White
13	Marcus Salandy-Defour	F/M	R-Jr.	5-9	160	Kensington, Md.	Georgetown Prep	DC United Academy
15	Manny Scere	F/D	So.	6-0	180	Roanoke, Va.	Patrick Henry	Roanoke Star
16	Liam Jenkins	M/D	R-Fr.	6-3	180	Henrico, Va.	Mills Godwin	Richmond Strikers
17	Jake Rozhansky	M	So.	5-8	140	Takoma Park, Md.	Montgomery Blair	Bethesda Olney
18	Edward Opoku	F	Fr.	5-6	140	Rye, N.Y.	Millbrook School	-
19	Peter Pearson	M	So.	5-6	155	Virginia Beach, Va.	Cape Henry	Beach FC
20	Patrick Foss	M	Jr.	6-0	170	South Riding, Va.	-	U.S. Soccer Residency
21	Derrick Etienne	M	Fr.	5-10	160	Paterson, N.J.	Passaic Tech	NY Red Bulls Academy
22	Jean-Christophe Koffi	M	Fr.	5-9	170	Potomac, Md.	Walt Whitman	DC United Academy
23	Wesley Wade	F	Fr.	5-10	190	South Orange, N.J.	Montclair Kimberley Academy	NY Red Bulls Academy
24	Malcolm Dixon	F	Fr.	5-10	155	Montclair, N.J.	Montclair Kimberley Academy	NY Red Bulls Academy
25	Daniel Barir Jensen	M	Fr.	5-6	135	Copenhagen, Denmark	Oregaard Gymnasium	B93 U19
26	Simeon Okoro	F	Fr.	5-9	155	Weston, Conn.	Weston	Everton FC Westchester
27	Myles Barber	M	Fr.	5-7	140	Snellville, Ga.	South Gwinnett	NASA Elite
31	Sheldon Sullivan	D	R-So.	5-9	160	Stafford, Va.	North Stafford	-
32	Julian Cummings	M	R-Fr.	5-9	160	Fredericksburg, Va.	Stafford	DC United Academy
33	Andrew Freschi	GK	Sr.	6-2	205	Atlanta, Ga.	Westminster	-

Head Coach: George Gelnovatch (Virginia '87), 20th season

Associate Head Coach: Matt Chulis (Virginia '05), 10th season

Assistant Coach: Terry Boss (Tulsa '04), second season

Operations Assistant: A.J. Barnold (Muhlenberg, '09), first season

Athletic Trainer: Jeff Boyer

ALPHABETICAL

No.	Name	Pos.
8	Pablo Aguilar	M
27	Myles Barber	M
25	Daniel Barir Jensen	M
1	Jeff Caldwell	GK
10	Nicko Corriveau	F/M
32	Julian Cummings	M
24	Malcolm Dixon	F
21	Derrick Etienne	M
20	Patrick Foss	M
33	Andrew Freschi	GK
11	Sam Hayward	F
16	Liam Jenkins	M/D
22	Jean-Christophe Koffi	M

12	Riggs Lennon	F
4	Nate Odusote	D
26	Simeon Okoro	F
18	Edward Opoku	F
19	Peter Pearson	M
0	Adam Prevost	GK
17	Jake Rozhansky	M
13	Marcus Salandy-Defour	F/M
15	Manny Scere	F/D
3	Fabrice Shema	D
5	Wesley Suggs	D
31	Sheldon Sullivan	D
6	Scott Thomsen	M/D
23	Wesley Wade	F
7	Todd Wharton	M

PRONUNCIATIONS

Players

Aguilar	AG-will-are
Barir	Buh-REER
Nicko Corriveau	NEE-coe
	CORE-uh-voe
Etienne	EH-tee-en
Freshci	FRESH-ee
Jean-Christophe Koffi	zhaun CHRIS-toff KOE-fee
Odusote	Oh-duh-SOE-tay
Okoro	oh-KORE-oh
Opoku	oh-POE-koo
Prevost	PREE-voest
Salandy-Defour	Suh-LAN-dee Duh-FORE
Shema	SHE-muh
Wharton	WORE-tun
Zinkhan	ZINK-uhn

Coaches

Chulis	CHOO-liss
Gelnovatch	GELL-no-vatch
	(hard G, rhymes with bell)

BREAKDOWN BY STATE

Arizona	1
Connecticut	1
Georgia	2
Kentucky	1
Maryland	5
New Jersey	5
New York	1
North Carolina	1
Texas	1
Virginia	8

BREAKDOWN BY COUNTRY

Denmark	1
Guatemala	1
United States	26

BREAKDOWN BY CLASS

True Freshman	8
Redshirt Freshman	3
Sophomore	9
Junior	5
Senior	3

HEAD COACH GEORGE GELNOVATCH



George Gelnovatch is entering his 20th season as the head coach of the Virginia men's soccer program. The longest tenured head coach in program history, Gelnovatch led the Cavaliers to the national championship in 2014, marking his second title while at the helm of the UVa program (2009 as well).

A former Cavalier soccer All-American and assistant coach, Gelnovatch has led UVa to five NCAA College Cup appearances, four ACC tournament titles, two regular-season ACC

championships, 19-consecutive NCAA tournament appearances and an overall record of 274-112-41 during his tenure as UVa head coach. As an assistant and head coach, he has been a part of all seven of Virginia's national championships.

Virginia has won at least 15 games in a season nine times under Gelnovatch, including 2009 when the team recorded 19 victories en route to the conference and national championships.

Gelnovatch ranks as the 10th-winningest active head coach in Division I college soccer, with a .691 career winning percentage. He stands 25th in career wins among current head coaches. Among Division I coaches all-time, he ranks 36th in career winning percentage.

HEAD COACHING HIGHLIGHTS

Gelnovatch guided Virginia to the program's seventh national championship in 2014 as part of a 14-6-3 campaign. Once it reached its 34th straight NCAA tournament (the longest active streak in Division I soccer), UVa started to roll. The Cavaliers advanced through road matches at top-seeded Notre Dame and eighth-seeded Georgetown to reach the NCAA College Cup, where UVa topped UMBC, 1-0, before ousting second-seeded UCLA in a penalty-kick shootout.

UVa used a stifling defense to make its run to the championship. The Cavaliers surrendered just two goals in the postseason, and none in the College Cup. Senior midfielder Eric Bird was named an All-American for the second straight season and was selected by the Philadelphia Union in the MLS Draft following the season.

The year prior, he mentored Virginia to the program's fourth NCAA College Cup appearance during his tenure when he brought a young team into the final four. UVa posted a 13-6-5 record, recording wins over St. John's, Marquette and Connecticut to punch its ticket to the College Cup. UVa also handed eventual national champion Notre Dame its lone loss of the 2013 season (2-0 in South Bend) and also bounced them from the ACC tournament in a penalty-kick shootout.

In 2009 Gelnovatch guided the Cavaliers to the ACC championship before taking the team on a classic run through the NCAA tournament, culminating with a thrilling shootout win over Akron in the NCAA Championship Game for UVa's sixth NCAA title.

Two Cavaliers, midfielder Tony Tchani and goalkeeper Diego Restrepo, were named first team All-Americans in 2009, while Will Bates was named the National Freshman of the Year. Gelnovatch, meanwhile, earned National Coach of the Year honors at the conclusion of the season.

Tchani was selected in the first round of the 2009 MLS SuperDraft to continue a strong pipeline of prominent soccer talent from Charlottesville to the professional ranks under Gelnovatch.

In 2006, Gelnovatch led the Cavaliers to their eighth College Cup appearance. UVa finished with a 17-4-1 overall record and a third-place showing in the ACC. Junior midfielder Nico Colaluca earned first-team All-America honors from College Soccer News.

Gelnovatch had another successful season in 2005 as he guided the Cavaliers to a second place finish in the ACC. Three Cavaliers earned All-ACC honors in 2005 as freshman forward Yannick Reyerling was named First Team All-ACC and an ACC All-Freshmen team selection, while forward Adam Cristman and midfielder Nico Colaluca earned All-ACC Second Team honors.



GELNOVATCH'S UVA COACHING YEARS

- 2009 and 2014 National Championships
- Five NCAA College Cup appearances (1997, 2006, 2009, 2013, 2014)
- Seven NCAA quarterfinal appearances
- 19 consecutive NCAA tournament appearances
- 34 consecutive program NCAA tournament appearances (longest active streak in the country)
- Four ACC tournament titles
- Two ACC regular-season titles
- 11 ACC tournament championship appearances
- Twice named ACC Coach of the Year (1996, 2001)
- Two National Players of the Year
- 45 players that have gone on to play professional soccer

GELNOVATCH'S INTERNATIONAL COACHING YEARS

- 1999-2003: Head Coach USA Under-18 National Team
- 1999-2002: Assistant Coach full USA National Team
- 2002: World Cup (South Korea) Quarterfinalists
- Assistant Coach USA Full National Team at Confederation Cup
- Assistant Coach USA Full National Team at Gold Cup

GELNOVATCH AS A HIGH SCHOOL AND COLLEGE PLAYER

- First Team All-American out of Wall High School (N.J.) 1983
- Under-20 US National Team 1983
- First Team All-American at the University of Virginia
- 1987: Finished third in voting for National Player of the year
- Full National Team Spring of 1987

GELNOVATCH AS A PROFESSIONAL PLAYER

- MISL Minnesota Strikers, 1987-88
- American Soccer League (ASL) NJ Eagles
- American Professional Soccer League (APSL) Penn Jersey Spirit
- American Professional Soccer League (APSL) Baltimore Bay
- A League appearance, 1996
- MLS appearance, 1996

In 2004, he led UVa to its sixth consecutive appearance in the ACC Championship Finals, where the Cavaliers were crowned conference champions for the third time during his tenure. Virginia made another deep run in NCAA Tournament advancing to the quarterfinal round. Following the 2004 season, Gelnovatch was honored as the 2004 NSCAA/adidas South Atlantic Region Coach of the Year.

In 2003, the Cavaliers turned in a record of 11-10-2 overall. Though the season marked the lowest win total for any single season under Gelnovatch's tenure, the Cavaliers saved their best performances for last as the season also proved to be one of the more successful postseasons for UVa. Gelnovatch led Virginia to its first ACC Championship since 1997 and kept alive its consecutive streak of NCAA Tournament appearance by advancing to the NCAA Third Round.

HEAD COACH GEORGE GELNOVATCH

In 2002 after his team finished the season 15-7-0, Gelnovatch watched four of his players step into the professional ranks to pursue playing careers in Major League Soccer, including the Missouri Athletic Club's Hermann Trophy Award winner and National Player of the Year nominee - Alecko Eskandarian. Eskandarian became the eventual No. 1 pick in the 2003 MLS SuperDraft and was joined in the draft by teammates David Comfort, Kenny Arena and Jacob LeBlanc.

Gelnovatch has developed a number of Major League Soccer players during his 14 years at Virginia. He has watched two of his former players become the No. 1 pick in the MLS SuperDraft with Eskandarian's selection in 2003 and Jason Moore's selection in 1999. Both players were chosen by D.C. United. Former UVa All-American Kyle Martino was a first-round choice in the 2001 MLS SuperDraft and Matt Chulis was also first-round selection in 1999. In all, a total of 18 Cavaliers who have played for Gelnovatch have been drafted in the MLS, including Chris Albright, a 1998 first-team NSCAA All-American.

In 2001, Gelnovatch guided UVa through a magical regular season. He led Virginia to its first undefeated regular season since 1986 after going 16-0-1 overall, 6-0-0 in the ACC. More impressive than going undefeated in the conference, the Cavaliers became the first ACC team to ever go undefeated in the league after winning all of its games by shutout. Gelnovatch was named the ACC Coach of the Year and the VaSID Coach of the Year in 2001 after his Cavaliers finished the season 17-2-1. It marked the second time he was honored with the awards after also being named the Virginia Division I Men's Coach of the Year in 1998 and the ACC Coach of the Year in 1996.

In 2000, Gelnovatch led the Cavaliers to a 17-6-1 mark and a spot in the NCAA Quarterfinals. Virginia entered the tournament as the fifth-seeded team after playing one of the toughest schedules in the nation, a signature of Gelnovatch's tenure at Virginia.

In 1999, UVa finished 14-9-1 and advanced to the NCAA Tournament quarterfinals and the ACC Finals.

In 1998, Virginia finished 16-4-3 overall, advanced to the NCAA quarterfinals and Gelnovatch had two players named as finalists for the MAC Award and two players named finalists for the Hermann Trophy.

In 1997, the Cavaliers recorded the most wins ever under Gelnovatch (19), which ranks as the third highest win total in a single season at UVa after the Cavaliers posted an overall record of 19-4-3. Virginia finished as the NCAA runner-up after falling in the championship game. UVa won the ACC Tournament title, outscoring its opponents by the count of 8-1 in three games. The Cavaliers also earned a share of the ACC regular season title, finishing with a 3-1-2 mark in conference games.

Gelnovatch was named the 10th coach of the Virginia program on Jan. 3, 1996, after Bruce Arena announced he would end his 18-year career at the helm of UVa soccer to become head coach and assistant general manager of Major League Soccer's D.C. United.

In 1996, Gelnovatch guided his team to an overall record of 16-3-3 and an ACC regular season title. His 16 victories were the most ever by a first-year coach at Virginia with his .795 winning percentage also being the best by a UVa coach in his first season. Gelnovatch also became the first-ever Cavalier men's soccer coach to lead his squad to the NCAA Tournament during his first year on the job. He was honored as the 1996 ACC Coach of the Year thanks to that feat.

ASSISTANT COACH HISTORY

Gelnovatch's first coaching position at Virginia began in 1989 when he became a part-time assistant and helped guide the Cavaliers to a share of the NCAA title and then an outright national championship in 1991. He was promoted to Arena's top assistant in June 1992 and helped the program complete its unprecedented four-year run of national championships (1991-94) and a record-setting campaign in 1995, which included

just the second unbeaten regular season (16-0-2) by any ACC team in 14 years. Virginia finished with a 21-1-2 record in 1995 after losing to Duke 3-2 in the NCAA semifinals.

During Gelnovatch's years as an assistant, the UVa program compiled a record of 25-2-2 in the NCAA Tournament and 37-4-4 mark in the postseason (including the ACC Tournament). Virginia compiled an overall record of 138-18-14 (.853 winning percentage) during Gelnovatch's tenure as an assistant coach.

Since becoming a part of the UVa coaching staff, Gelnovatch has helped recruit some of the greatest players to ever wear a Cavalier uniform. UVa has welcomed numerous high school All-Americans who have gone on to post All-America seasons on the collegiate level. Among the players that Gelnovatch helped recruit as a UVa assistant coach are National Players of the Year Mike Fisher and Ben Olsen and five players who competed for the U.S. in the 1996 Olympic games: Clint Peay, A.J. Wood, Brandon Pollard, Damian Silvera and Billy Walsh.

PLAYING CAREER

Gelnovatch graduated from Virginia in 1987 after playing a vital role on Cavalier teams that went 67-14-4 (.812) from 1983-86. He still ranks fifth on UVa's career scoring list (118 points) and fifth on the school's career goals list (49). From 1983-85, he teamed with UVa's second all-time leading scorer Jeff Gaffney to form one of the most potent forward tandems in Cavalier history. As a senior in 1986, Gelnovatch became UVa's third first-team All-American, while earning first-team All-ACC honors after being selected to the conference second-team his first three seasons. UVa made four NCAA tournament appearances and captured three ACC championships during Gelnovatch's college years.

Following his college career, Gelnovatch was drafted by the Minnesota Strikers of the Major Indoor Soccer League (MISL). His playing career also included three years in the American Professional Soccer League (APSL) from 1990-92 and a stint as a starting defender for Arena's D.C. United team in 1996.

Gelnovatch has rejoined Arena on several occasions, including as an assistant coach with the United States National Team in the 2002 World Cup. The U.S. team made a valiant run into the quarterfinal round of the World Cup and finished 2-2-1 in the event. In 1999, he was appointed to coach the Under-18 United States National Team.

PERSONAL

A native of Wall, N.J., Gelnovatch earned prep All-America honors while playing for Wall High School. He is married to the former Melissa Sanders. The couple has two children, Jake and Sunny.

GELNOVATCH CAREER COACHING RECORD

Year	Overall	ACC	ACC Finish	NCAA Tournament
1996	16-3-3	4-0-2	Runner-Up	1st Round
1997	19-4-3	3-1-2	Champions	NCAA Runner-Up
1998	16-4-3	4-1-1	Semifinals	Quarterfinals
1999	14-9-1	1-4-1	Runner-Up	2nd Round
2000	17-6-1	5-1-0	Runner-Up	Quarterfinals
2001	17-2-1	6-0-0	Runner-Up	2nd Round
2002	15-7-0	3-3-0	Runner-Up	2nd Round
2003	11-10-2	3-3-0	Champions	3rd Round
2004	18-5-1	4-3-0	Champions	Quarterfinals
2005	12-5-3	6-2-0	Quarterfinals	3rd Round
2006	17-4-1	5-3-0	Semifinals	NCAA Semifinals
2007	12-8-2	1-5-2	Quarterfinals	2nd Round
2008	11-9-1	4-4-0	Runner-Up	2nd Round
2009	19-3-3	4-3-1	Champions	NCAA Champions
2010	11-6-3	2-4-2	Semifinals	1st Round
2011	12-8-1	4-3-1	Semifinals	1st Round
2012	10-7-4	3-4-1	Semifinals	2nd Round
2013	13-6-5	4-3-4	Runner-Up	NCAA Semifinals
2014	14-6-3	3-3-2	Quarterfinals	NCAA Champions
Career	274-112-41	69-50-19		

COACHING STAFF



MATT CHULIS

Associate Head Coach

Virginia alumnus and three-time All-American Matt Chulis is serving in his 10th season on the coaching staff of the Virginia men's soccer program, including his fifth as the team's associate head coach.

Chulis was instrumental in Virginia's runs to the 2009 and 2014 NCAA Championships. During Chulis' time on the UVa coaching staff, the Cavaliers have reached nine straight NCAA tournaments and made four NCAA College Cup appearances (2006, '09, '13, '14).

Following the 2009 season, Chulis was elevated from assistant coach to associate head coach.

Prior to joining the UVa staff, Chulis spent several years playing professionally. He played for the Long Island Rough Riders in 2005 after spending three seasons (2002-04) in the United Soccer League (USL) playing for the Pittsburgh Riverhounds and Portland Timbers (2001).

Chulis spent time in Major League Soccer (MLS) playing for the Columbus Crew (1999-00) and the Chicago Fire (2001). Off the field, he served as the Super Y League Director for the Rough Riders. Chulis was a student assistant coach at Virginia while finishing up his bachelor's degree in sociology during the 2004-05 academic year. He holds his USSF "A" coaching license and USSF national youth license.

One of the most decorated Cavalier defenders in school history, Chulis played four seasons for Virginia (1995-98). He was a three-time NSCAA All-American and three-time All-ACC first-team selection. Chulis was named NSCAA National Defender of the Year in 1998. He led the Cavaliers to 32 shutouts in four seasons. Chulis started 93 games (fifth in school history) and played 8,483 career minutes (second in program history).

Chulis earned his bachelor's degree in sociology from Virginia in 2005.

He is married to Colleen Minnock Chulis. The couple has two sons, Luke and Declan, and a daughter, Adelle.

A.J. BARNOLD

Operations Assistant



A.J. Barnold is serving in his first season as the operations assistant for the Virginia men's soccer program. Barnold's responsibilities include all aspects of video editing and analysis, overseeing the general welfare of the Virginia men's soccer student-athletes and assisting the coaching staff with day-to-day operations.

Prior to his move to Charlottesville, Barnold spent two seasons as an assistant coach at Lafayette. In 2014 he was elevated to first assistant coach and recruiting coordinator for the Leopards. Barnold was involved in all areas of the Lafayette program, including

coaching, scheduling, recruiting and video and scouting analysis.

Barnold was an assistant coach at his alma mater, Muhlenberg College, from 2011-13 and began his coaching career by spending two years as an assistant at Arcadia University from 2009-11. Barnold also served as the head coach of FC Lehigh Valley United's 1999 Boys Gold team from 2011-14.

Barnold also worked as an adjunct lecturer in the psychology department at Muhlenberg from 2011-14, teaching sport psychology.

Barnold was a three-year starter at center back and part of a pair of NCAA tournament teams during his playing career at Muhlenberg. Barnold was a First-Team All-Centennial Conference honoree and a Centennial Conference Academic Honor Roll selection during his senior year in 2008. In 40 career starts on defense, he led the Mules to 19 shutouts.

He graduated Cum Laude from Muhlenberg with a bachelor's degree in psychology in 2009. During his time at Arcadia, Barnold earned a master's degree in exercise and sport psychology from Temple University.



TERRY BOSS

Assistant Coach

Terry Boss is in his second season as an assistant coach for the Virginia men's soccer team, working primarily with the goalkeepers. Boss played eight years of professional soccer as a goalkeeper.

Boss's first season at Virginia was a memorable one as the Cavaliers went 14-6-3 and rolled to the national championship. UVa goalkeeper Calle Brown was named the Most Valuable Defensive Player of the NCAA College Cup as UVa recorded clean sheets in wins over UMBC and UCLA.

Boss spent the 2013 season as an assistant coach at Oregon State after working as his alma mater, Tulsa. While an assistant at TU in 2012, Boss helped the Golden Hurricane to a 14-6-1 overall record and a Conference USA Tournament championship as the team advanced to the NCAA round of 16. Tulsa recorded eight shutouts and faced five opponents ranked among the nation's top-25.

Boss played professionally for eight seasons before retiring in 2012. His last three seasons were spent playing for the Seattle Sounders of Major League Soccer. During his time in Seattle, he played with Kasey Keller, one of the premier American goalkeepers of all time. As a Sounder, Boss won three consecutive US Open Cup titles and played against some of the best clubs in the world, including Chelsea, Barcelona, Manchester United, Celtic, Chivas de Guadalajara and Boca Juniors.

Boss played for three years with Major League Soccer's Seattle Sounders (2009-12). Prior to that, he was with the New York Red Bulls (2008-09), as well as the United Soccer League's Charlotte Eagles (2005, 2008) and Puerto Rico Islanders (2006-07). He was also a member of the Puerto Rico National Team from 2009-12. Boss recorded 10 caps for his national team and helped Puerto Rico compete in the 2010 and 2014 preliminary World Cup Qualifying Rounds.

During his tenure with the Sounders, Boss started eight games, logging 765 minutes in goal. He picked up 28 saves and three shutouts, and posted a 6-2-1 record. Before his MLS career, Boss earned USL-2 Goalkeeper of the Year honors while helping the Charlotte Eagles reach the USL-2 Championship match in 2008. During that season, Boss had a league-leading 11 wins and nine shutouts, and was ranked second with a 0.69 goals-against average.

Boss earned his bachelor's degree in finance in 2004 from Tulsa. He has a USSF B License and USSF Goalkeeping License.

A Philomath, Oregon, native, Boss is married to Hannah. His brother, Kevin, won a Super Bowl championship and played tight end with the New York Giants.



PABLO
AGUILAR **8**

Midfielder
Redshirt Sophomore • 5-7 • 143
Guatemala City, Guatemala

2014

- Played in 17 matches, with eight starts
- Started in midfield in last four NCAA tournament matches in place of injured All-American Eric Bird
- Named to NCAA College Cup All-Tournament Team
- Played ball to Darius Madison for lone goal in NCAA College Cup semis win over UMBC (12/12)
- Assisted on Nicko Corriveau's game-winning goal in NCAA tournament against Notre Dame (11/30)
- Scored first college goal in win over Radford (10/21)
- Started UVa's first three games in central midfield

2013

- Redshirt season

PREP

- Attended the Pendleton School in Bradenton, Fla., and played soccer at the IMG Academy
- No. 34-ranked player in U.S. and No. 2-ranked in Florida by Top Drawer Soccer
- Member of 2010-11 U15 U.S. Men's National Team
- Named IMG Academy's MVP and Best Attacking Player in 2012 and 2013
- Named 2011 IMG Player of Year
- Member of IMG Academy's U16 and U18 and Academy teams
- Was 2010 U16 IMG Academy USSL Most Improved Player
- Captained U15 IMG Academy Team which won state championship
- Coached by Scott Dean at IMG Academy

PERSONAL

- Parents are Juan de Dios and Coralia Aguilar
- Has two brothers, Juan de Dios and Julian, and one sister, Marcela; Juan de Dios played one season with UVa men's soccer team and graduated in 2011, while Marcela graduated from UVa in 2013


AGUILAR'S CAREER STATS

Year	GP-GS	Sh	SOG	G	A	Pts	GW
2013*	DNP						
2014	17-8	14	3	1	2	4	0
Total	17-8	14	3	1	2	4	0

*redshirt

Career Highs

- Goals:** 1 (Radford, 10/21/14)
- Assists:** 1 (2x, last vs. UMBC, 12/12/14)
- Points:** 2 (Radford, 10/21/14)
- Shots:** 3 (Radford, 10/21/14)



MYLES
BARBER **27**

Midfielder
Freshman • 5-7 • 140
Snellville, Ga.

PREP

- Played varsity soccer at South Gwinnett High School and won team's best all-around player award
- Led team to its deepest run in school history during his junior year with a quarterfinal finish
- Played club soccer for NASA Elite
- Also spent time with Georgia's ODP team

PERSONAL

- Parents are Leonard and Mia Barber
- Father played football and basketball at Tufts University
- Has one sister, Kayla



DANIEL
BARIR
JENSEN **25**

Midfielder
Freshman • 5-9 • 140
Copenhagen, Denmark

PREP

- Played for B93 U-19, one of top youth academies in Copenhagen
- Earned full scholarship at FC Copenhagen School of Excellence from 2009-12 and was member of the academy squad from U-14 to U-17
- Part of Israel's National Youth Team setup for U-16 and U-17 teams
- Played in international tournaments and won against academies from Bayern Munich, Lyon, Blackburn, New York Red Bulls, Malmö and Qatar

PERSONAL

- Parents are Lars Lüthjohan Jensen and Sharon Barir Jensen
- Born in Petah Tikva, Israel
- Has one sister, Dominique



JEFF CALDWELL

1

Goalkeeper
Sophomore • 6-3 • 185
Todd, N.C.

2014

- Made two appearances in freshman season with starts against Old Dominion (8/29) and Davidson (9/24)
- Started UVa's season opener against ODU and recorded clean sheet
- Member of United States roster at 2015 FIFA U-20 World Cup (did not see game action)
- Recorded one U-20 cap in 2015 (March 29 in a 1-0 loss to England)
- Called into U.S. U-20 National Team for training camp Sept. 1-10 in Argentina

PREP

- Enrolled early at UVa for spring semester in 2014
- Played with United States U17 and U18 national teams
- Currently in U.S. U20 national pool
- Was named an NSCAA All-American
- Member of US Soccer Development Academy Southeast Region's Starting XI in 2012
- Competed in US Soccer Development Academy's Finals Week in 2011 and 2012
- Member of NC Fusion that placed third in the Academy Finals Week
- Ranked the No. 1 goalkeeper by Top Drawer Soccer
- Ranked 20th overall by Top Drawer Soccer
- Ranked ninth overall by College Soccer News
- Received a 4.25 GPA in high school
- Also played his freshman and sophomore seasons with his high school team

PERSONAL

- Parents are Paul and Lynn Caldwell
- Father played basketball and soccer (goalkeeper) at Davidson from 1969-73
- Has one sister, Sarah, who was goalkeeper at Furman from 2009-10

CALDWELL'S CAREER STATS

Year	GP-GS	MIN	GA	G-AVG	S	S-PCT	SO
2014	2-2	181:46	2	0.99	4	.667	1/0

Career Highs

Goals Allowed: 2 (Davidson, 9/24/14)

Saves: 2 (2x, last vs. Davidson, 9/24/14)



NICKO CORRIVEAU

10

Forward
Junior • 5-11 • 160
Potomac, Md.

2014

- Played in 19 matches, including 14 starts (nine at midfield, five at forward)
- Missed first three games after sports hernia surgery
- Tied for second on team with four goals
- Named to ACC All-Academic Men's Soccer Team and ACC Academic Honor Roll
- Scored game-winning goal in 82nd minute in third round of NCAA tournament at top-seeded Notre Dame (11/30)
- Assisted on game-winning goal vs. UNC Wilmington (11/23)
- Scored third goal of season against Radford (10/21)
- Finished on second goal of season in 86th minute at Pitt (10/4)
- Scored second career goal against Davidson (9/24)

2013

- Played in 21 matches with starts against Louisville, Syracuse, Virginia Tech and Maryland (ACC tournament)
- Played in three NCAA tournament games (St. John's, Marquette, Maryland)
- Scored game-tying goal late in regulation in ACC semifinals against top-ranked Notre Dame (11/15)

PREP

- NSCAA High School All-American
- No. 2-rated recruit by College Soccer News
- No. 29-rated recruit by Top Drawer Soccer
- Named D.C. Gatorade Player of Year for 2012-13
- Named 2013 Washington Catholic Athletic Conference Player of Year
- Was First-Team All-WCAC honoree three straight years
- Earned Washington Post's All-Met Player of Year honors in 2012
- Scored over 40 goals in his career
- Played for AC Bethesda since he was 12; leading goal scorer for team
- Graduated with a 4.15 GPA and named to honor roll every semester in high school
- Also played varsity ice hockey his freshman year

PERSONAL

- Parents are Stephane and Christiane Corriveau
- Has three sisters: Alessandra, Annelise and Adrianna
- Plans to major in pre-med at Virginia; both of parents are doctors as well

CORRIVEAU'S CAREER STATS

Year	GP-GS	Sh	SOG	G	A	Pts	GW
2013	21-4	11	4	1	0	2	0
2014	19-14	24	11	4	1	9	1
Total	40-18	35	15	5	1	11	1

Career Highs

Goals: 1 (5x, last at Notre Dame, 11/30/14)

Assists: 1 (UNC Wilmington, 11/23/14)

Points: 2 (5x, last at Notre Dame, 11/30/14)

Shots: 4 (2x, last vs. Radford, 10/21/14)



JULIAN CUMMINGS 32

Midfielder
Redshirt Freshman • 5-9 • 160
Fredericksburg, Va.

2014
• Redshirt season

- PREP**
- Member of the U16 and U18 DC United Academy teams from 2011-13
 - Played soccer for Stafford High School team his freshman and sophomore seasons
 - Member of Virginia ODP State Team from 2008-2011
 - Member of the U17 Grenada National Team in 2012
 - Also played one year of basketball

- PERSONAL**
- Parents are Dexter and Kim Cummings
 - Has one sister, Taylor
 - Uncle, Josh Jaques, played football at Morehouse College for two years

CUMMINGS' CAREER STATS

Year	GP-GS	Sh	SOG	G	A	Pts	GW
2014*	DNP						

*redshirt



MALCOLM DIXON 24

Forward
Freshman • 5-10 • 155
Montclair, N.J.

- PREP**
- Ranked No. 5 prospect in 2015 class by College Soccer News and No. 29 by Top Drawer Soccer
 - Named to 2013 and 2014 NSCAA Youth All-America teams
 - Has played with incoming classmates Derrick Etienne and Wesley Wade since age 10, including time with New York Red Bulls Academy
 - Member of United States U-14 and U-15 National Teams
 - Earned one domestic cap with U.S. U-17 National Team as well as one international cap with Jamaica U-17 National Team
 - Was three-time all-state honoree at Montclair Kimberley Academy; scored game winner in NJSIAA state championship match as a freshman

- PERSONAL**
- Parents are Uton Dixon and Fatimah Massey
 - Has one brother, Uton Dixon



DERRICK ETIENNE 21

Midfielder
Freshman • 5-10 • 160
Paterson, N.J.

- PREP**
- Current member of Haiti's U-23 National Team (has dual citizenship)
 - Competed for Haiti's U-20 National Team in World Cup qualifier at CONCACAF U-20 Championships in Jamaica in 2015
 - Also played for Haiti's U-17 National Team in World Cup qualifier at CONCACAF U-17 Championships in Panama in 2013
 - Ranked No. 27 prospect in 2015 class by College Soccer News and No. 43 by Top Drawer Soccer
 - Named to 2014 NSCAA Youth All-America Team
 - Member of New York Red Bulls Academy from 2009-15
 - Scored 40 goals in four U.S. Development Academy seasons (2011-15)
 - Played with incoming classmates Malcolm Dixon and Wesley Wade since age 10, including with New York Red Bulls Academy

- PERSONAL**
- Parents are Derrick and Shamone Etienne
 - Father played college soccer at VCU, internationally for Senior Haitian National Team and professionally for Richmond Kickers and Long Island Rough Riders
 - Has two sisters, Darice and Danielle



PATRICK FOSS

20

Midfielder
Junior • 6-0 • 170
South Riding, Va.

2014

- Played in 15 matches at midfield, including one start
- Finished on Virginia's third penalty kick in NCAA championship game against UCLA (12/14)
- Converted on one of UVa's five PKs in NCAA quarterfinal win at Georgetown (12/6)
- Scored in 81st minute to tie match against Wake Forest (10/24)
- Assisted on Darius Madison's game-tying goal against James Madison (9/30)
- Named to ACC Academic Honor Roll

2013

- Appeared in 21 of 24 games, starting 14 matches at left back
- Recorded pair of goals and two assists
- Earned assist after Ryan Zinkhan scored off his cross in NCAA second-round win over St. John's (11/24)
- Sent in free kick that led to Brian James' game-winning goal against Boston College (11/8); first career assist
- Recorded game-tying score in regular-season match against Maryland (10/11)
- Scored first college goal off free kick against Providence (9/24)
- Enrolled for Spring 2013 semester and competed with team during spring season
- Named to Athletic Honor Roll in his first semester

AT VIRGINIA

- Enrolled for Spring 2013 semester and competed with team during spring season
- Named to Athletic Honor Roll in his first semester

PREP

- Full-time member of U.S. U17 National Team in 2010-11
- Joined U.S. during its preparation for 2011 U17 FIFA World Cup
- No. 31 recruit in College Soccer News' rankings
- No. 52 recruit according to Top Drawer Soccer
- Played with DC United Youth Academy and Reserve Team from 2010-12
- Captained DC United's U18 Academy Team and named to U.S. Developmental Academy Best XI Team in 2012
- Earned Golden Boot after scoring four goals in four matches in 2011 Ajax/AEGON Youth Cup in Amsterdam
- Led DC United's U17 Youth Academy squad to 2010 MLS SUM Cup
- Competed and trained for four years with U.S. Olympic Development Program
- Was home schooled by his mother, a 1987 UVa graduate
- Played soccer at Leesburg Christian his freshman year and led team to state championship; led state in scoring (25 goals) and was named MVP of state tournament

PERSONAL

- Parents are Michael and Elizabeth Foss
- One of eight siblings; has four brothers: Michael, Christian, Stephen and Nicholas and three sisters: Mary Beth, Katie, Kari and Sarah
- Michael played soccer at George Mason from 2007-10

- Holds a black belt on Tae Kwon Do; former Virginia state champion in both individual sparring and individual forms
- Godfather is John Harkes, a former UVa and U.S. Men's National Team standout

FOSS' CAREER STATS

Year	GP-GS	Sh	SOG	G	A	Pts	GW
2013	21-14	14	8	2	2	6	0
2014	15-1	10	5	1	1	3	0
Total	36-15	24	13	3	3	9	0

Career Highs

- Goals:** 1 (3x, last vs. Wake Forest, 10/24/14)
- Assists:** 1 (3x, last vs. James Madison, 9/30/14)
- Points:** 3 (3x, last vs. Wake Forest, 10/24/14)



ANDREW FRESCHI

33

Goalkeeper
Senior • 6-2 • 205
Atlanta, Ga.

2014

- Did not see game action
- Named to ACC Academic Honor Roll

2013

- Did not see playing time

2012

- Walked on to team but did not see game action
- Named to ACC Academic Honor Roll

PREP

- Led Westminster to 2011 and 2012 AA Georgia State Championships
- Saved two penalties in shootout in 2012 championship game; also made PK save in regulation of 2011 title match
- Named All-Area First Team and named to Georgia DiVarsity All-Star Game in 2012; also named team MVP
- Three-year soccer letterwinner
- Recorded 10 shutouts and posted 17-5-4 record his senior year
- Also a three-year letterwinner in football
- Was football team's center and 2012 team captain
- Earned 2012 Charlie Brake MVP Award and 2011 All-Area Player of Year honors in football

PERSONAL

- Parents are Joe and Lisa Freschi
- Has one brother, Paul, and two sisters, Laura and Juliana
- Father played football at Princeton

FRESCHI'S CAREER STATS

Year	GP-GS	Sh	SOG	G	A	Pts	GW
2013	DNP						
2014	DNP						



SAM HAYWARD

11

Forward
Junior • 6-0 • 170
Dallas, Texas

2014

- Played in 19 matches, with four starts
- Coming off the bench for his first action of the day, he finished on Virginia's second penalty kick in shootout of NCAA championship game against UCLA (12/14)
- Converted on one of UVa's five PKs in NCAA quarterfinal win at Georgetown (12/6)
- Scored game-winning goals in UVa's victories over UAB and VCU
- Recorded game-tying goal late in first half in NCAA second round match against UNC Wilmington (11/23)
- Assisted on Eric Bird's goal against Clemson (10/17)

2013 (PENN)

- Appeared in 18 matches, with four starts in freshman season at Penn
- Tied for second on team with five goals and was third on team with 10 points
- Scored twice, including game-winner, against Drexel (10/2)
- Recorded game-winning goal against Princeton (11/9)
- Named Ivy League Rookie of the Week honors following Princeton performance
- Also scored against Cal Poly (9/13) and Florida Gulf Coast (9/27)

PREP

- Played club soccer for Solar under the direction of coach Kevin Smith
- Served as team captain
- 2011 District and Area champion
- Named 2011 Newcomer of the Year and Offensive Player of the Year
- Student Council representative

PERSONAL

- Parents are Frank and Esther Hayward
- Has a twin brother, Connor, who plays soccer at Washington and Lee

HAYWARD'S CAREER STATS

Year	GP-GS	Sh	SOG	G	A	Pts	GW
2013*	18-4	32	16	5	0	10	2
2014	19-4	11	6	3	1	7	2
Total	37-8	43	22	8	1	17	4

Career Highs

- Goals:** 2 (vs. Drexel, 10/2/13)*
 - Points:** 4 (vs. Drexel, 10/2/13)*
 - Assists:** 1 (at Clemson, 10/17/14)
 - Shots:** 4 (at Cal Poly, 9/13/13)*
- *at Penn



LIAM JENKINS

16

Midfielder/Defender
Redshirt Freshman • 6-3 • 195
Henrico, Va.

2014

- Redshirt season

PREP

- Played for Richmond Strikers Academy from 2011-14 and was team captain in 2013-14
- Was Richmond Strikers' top scorer in 2012
- Played center midfield in 2013, then center back in 2014
- Did not play high school soccer
- Member of Henrico High School's Honor Roll from 2010-14
- Earned AP Scholar Award and Henrico County Principal's Scholar Award

PERSONAL

- Parents are Bob and Cindy Jenkins
- Has one brother, Zach
- Father played soccer at Duke from 1980-84
- Uncle, Tom Jenkins, played soccer at UVa from 1977-78
- Uncle, Chris Jenkins, played soccer at Guilford College from 1985-89

JENKINS' CAREER STATS

Year	GP-GS	Sh	SOG	G	A	Pts	GW
2014*	DNP						

*redshirt



JEAN-CHRISTOPHE KOFFI

22

Midfielder
Freshman • 5-9 • 170
Potomac, Md.

2014

- Ranked No. 54 prospect in 2015 class by College Soccer News and No. 86 by Top Drawer Soccer
- Played four years with DC United Academy

PERSONAL

- Parents are Adrin Daniel Koffi and Monique Ezoua Koffi
- Born in Abidjan, Ivory Coast
- Has one sister, Stephany, and one brother, Oliver



RIGGS LENNON

12

Forward
Junior • 6-1 • 175
Paradise Valley, Ariz.

2014

- Played in 16 matches, making seven starts
- Sprained ankle in Virginia Tech match (9/12) and missed next seven matches before returning to action Oct. 11 against Duke
- Started first four matches at forward
- Converted on clinching penalty kick in shootout of NCAA championship match against UCLA (12/14)
- Buried UVa's fifth and final PK in NCAA quarterfinals at Georgetown (12/6)
- Also assisted on Todd Wharton's equalizer in final minute of second half at Georgetown
- Named to ACC Academic Honor Roll

2013

- Played in 21 matches with six starts
- Finished fourth on team with five goals, including three in ACC play
- Played in three NCAA tournament matches (St. John's, Marquette, Maryland)
- Converted on PK in shootout against Notre Dame in ACC semi-finals (11/15)
- Scored golden goal on header in OT against UNC Greensboro (10/29)
- Earned spot on Top Drawer Soccer's Team of the Week following two-goal effort vs. Pitt (10/4)
- Scored UVa's second goal in ACC win at Syracuse (9/28)
- Recorded first college goal in win over Providence (9/24)

PREP

- Named 2011 Arizona Gatorade Player of the Year
- Two-time First-Team All-American
- Three-time Arizona High School Player of the Year
- Three-time All-Arizona honoree
- Scored 147 goals in three years, setting the school career goals record
- Tallied 51 goals his junior year and 59 his senior year (school single-season record)
- Led Brophy Prep to two state championships
- No. 14-rated recruit by College Soccer News
- No. 30-rated recruit by Top Drawer Soccer
- Spent time with U.S. U17 National Team
- Also played with 94 Sereno White club team as well as Real Salt Lake club side

PERSONAL

- Parents are John and Elizabeth Lennon
- Has one brother, Brooks

LENNON'S CAREER STATS

Year	GP-GS	Sh	SOG	G	A	Pts	GW
2013	21-6	29	13	5	2	12	2
2014	16-7	28	12	0	1	1	0
Totals	37-13	57	25	5	3	13	2

Career Highs

- Goals:** 2 (vs. Pittsburgh, 10/4/13)
- Points:** 4 (vs. Pittsburgh, 10/4/13)
- Assists:** 1 (3x, last at Georgetown, 12/6/14)
- Shots:** 6 (Old Dominion, 8/29/14)



NATE ODUSOTE

4

Defender
Sophomore • 6-4 • 180
North Haledon, N.J.

2014

- Played in six matches off bench during his freshman season
- Saw time against Syracuse, James Madison, Pitt, George Mason, Duke and Wake Forest

PREP

- Played for New York Red Bulls Academy
- Earned three Northeast Division championships with academy team
- Team gave up fewest goals in country in 2012-13
- Played high school soccer his freshman and sophomore seasons
- Totaled 30 goals and 15 assists during his two seasons of high school soccer
- Was North Jersey Sophomore of the Year and an all-state honoree
- Also played basketball for two years; his team won league championship his sophomore year
- Graduated with honors

PERSONAL

- Parents are Victor and Folu Odusote
- Uncle, Victor Ikpeba, played professional soccer with AS Monaco (1993-99) and Borussia Dortmund (1999-2002)
- Has two brothers, Timothy and Samuel, and one sister, Suzanna
- Born in London, England

ODUSOTE'S CAREER STATS

Year	GP-GS	Sh	SOG	G	A	Pts	GW
2014	6-0	3	0	0	0	0	0



SIMEON **OKORO**

26

Forward
Freshman • 5-9 • 155
Weston, Conn.

PREP

- Member of Everton FC Westchester and Beachside
- Was Everton FC Westchester's leading scorer his senior year with 11 goals and four assists
- Played for Beachside USSDA Academy in 2013-14
- Was leading scorer for Beachside SC in 2012 with 21 goals and three assists
- Also spent time on track and football teams; was football team's kicker his senior year (kicked a long of 42 yards in a game and 57 yards in practice)
- Was three-time All-American in track his senior year (4x200m indoors, 4x400m outdoors and 800 sprint medley relay outdoors) as well as a four-time all-state and all-conference honoree
- Holds eight school records in track, including 200, 300 and 400 meters and as part of five relays
- Was 2014 Connecticut state and New England region champion in 400 meters (outdoors)

PERSONAL

- Parents are Stanley and Toyin Okoro
- Born in Houston, Texas
- Has two brothers, Cameron and Zane



EDWARD **OPOKU**

18

Forward
Freshman • 5-6 • 140
Rye, N.Y.

PREP

- Set Millbrook School records with 85 goals and 115 points
- Rated No. 34 prospect in 2015 class by College Soccer News and No. 147 by Top Drawer Soccer
- Named Co-MVP at 2014 High School All-America Soccer Game after scoring game-winning goal
- Was Western New England Prep School All-Select honoree each of his four years
- Came to United States from Ghana at age 15 through Right to Dream program

PERSONAL

- Full name is Edward Opoku Yeboah Alexander
- Born in Ghana
- Parents are Regina Nkansah and Christina Lang; guardian is John Powers
- Has two siblings, sister Sophia Lang and brother Robert Lang



PETER **PEARSON**

19

Midfielder
Sophomore • 5-6 • 155
Virginia Beach, Va.

2014

- Played in a pair of matches in his freshman season
- Saw first career action off bench in Davidson match (9/24)
- Also played in ACC tournament match at Notre Dame (11/9)

PREP

- Four-time all-state honoree
- 2013-14 All-American
- 2013-14 Virginia Gatorade State Player of the Year
- Ranked 85th overall by Top Drawer Soccer
- Played club ball for Beach FC
- Four-time Tidewater Conference Player of the Year
- Four-time first-team All-VISAA
- Captain of the US Soccer Region 1 team four years in a row
- Two-time All-Tidewater Boys Soccer Player of the Year
- Guided Cape Henry to a state runner-up finish in 2013
- Also played four years of lacrosse; team won conference titles in 2011 and 2013

PERSONAL

- Parents are Lester and Heather Pearson
- Has two older brothers, Josh and John

PEARSON'S CAREER STATS

Year	GP-GS	Sh	SOG	G	A	Pts	GW
2014	2-0	1	0	0	0	0	0



ADAM **PREVOST**

0

Goalkeeper
Redshirt Sophomore • 6-6 • 205
Earlsville, Va.

2014 (PORTLAND)

- Did not see game action
- Named to West Coast Conference Commissioner's Honor Roll
- Earned highest cumulative GPA for men's soccer

2013 (PORTLAND)

- Redshirt season

PREP

- Played in the U.S. Developmental Academy League
- Team reached the U.S. U-18 Development Academy Championship game in 2013
- Also played for SOCA (2003-10) and Virginia State ODP (2007-10)
- Played one season at Albemarle High School in Charlottesville before heading to Shattuck-St. Mary's

PERSONAL

- Parents are Steven and Stella Prevost
- Has one brother, Alex



JAKE ROZHANSKY 17

Midfielder
Sophomore • 5-8 • 140
Germantown, Md.

2015 (Preseason)

- One of 28 players to be invited to U.S. Soccer's U-23 College Identification Training Camp (Aug. 5-8)

2014

- Named to 2014 ACC All-Freshman Team
- Earned spot on NCAA College Cup All-Tournament Team
- Named to College Soccer News 2014 All-Freshman Team (second team)
- Played in all 23 matches, making 21 starts
- Scored first career goal, the game winner, in second half of NCAA tournament win against UNC Wilmington (11/23)
- Recorded assist on Patrick Foss' goal against Wake Forest (10/24)
- Assisted on Eric Bird's game-winning score against Duke (10/11)
- Named to Hurricane Classic All-Tournament Team
- Assisted on Kyle McCord's game-tying goal against UAB (9/7)

PREP

- Played center midfield for Bethesda Olney Academy Team in 2013-14
- Was Bethesda Olney team captain his senior year; scored eight goals during the academy season
- Was named to All-America and all-conference teams in 2014
- Also played for Olney Rangers club team from 2006-12
- Earned Golden Ball at Nationals in 2013
- Called into U17 and U20 men's national teams
- Played one year of high school soccer at Montgomery Blair (2011)
- Was named to honor roll every quarter throughout high school

PERSONAL

- Mother is Irina Mathews
- Has one brother, Max Mathews

ROZHANSKY'S CAREER STATS

Year	GP-GS	Sh	SOG	G	A	Pts	GW
2014	23-21	28	14	1	3	5	1

Career Highs

- Goals:** 1 (UNC Wilmington, 11/23/14)
- Assists:** 1 (3x, last vs. Wake Forest, 10/24/14)
- Points:** 2 (UNC Wilmington, 11/23/14)
- Shots:** 3 (3x, last vs. Radford, 10/21/14)



MARCUS SALANDY-DEFOUR 13

Forward/Midfielder
Redshirt Junior • 5-9 • 160
Kensington, Md.

2014

- Redshirt season
- Sideline after suffering offseason knee injury

2013

- Played in 21 games, with 19 starts
- Named to ACC All-Tournament Team
- Scored UVa's second goal in ACC tournament against Notre Dame; also assisted on Nico Corriveau's tying score and recorded winning penalty kick in shootout
- Set up UVa's game-winning penalty kick in overtime against Wake Forest in ACC quarterfinals with great through-ball to Jordan Allen, who then was fouled in box
- Recorded UVa's second goal against Maryland (10/11)
- Scored on penalty kick against NC State (9/20)
- Also picked up three assists in 2013 (Providence, Syracuse, Pitt)
- Missed three matches with groin injury

2012

- Named to 2012 All-ACC Freshman Team
- Started all 21 games and logged third-most minutes on team (1,883) and most of UVa's midfielders
- Ranked fourth on team with seven points (two goals, three assists)
- Assisted on Eric Bird's goal in ACC quarters at Wake (11/6)
- Scored first UVa goal in 70th minute to help Cavaliers rally from 2-0 deficit in 3-2 OT win over Virginia Tech (10/19)
- Scored first career goal in Wright State match (10/16); also recorded an assist
- Recorded game-winning assist on Will Bates' goal in win over Duke (9/7)

PREP

- Ranked No. 25 on ESPNHS Class of 2012 150 College Prospects list
- Tabbed No. 18 on College Soccer News Top 150 Recruits list
- Played four years with DC United Academy
- Four caps with U-18 Men's National Team
- Member of MLS SUM Cup championship team
- U.S. Development Academy select team
- Four-year starter at Georgetown Prep

PERSONAL

- Parents are Ricardo and Kim Salandy-Defour
- Has one brother, Scott, who graduated from Maryland

SALANDY-DEFOUR'S CAREER STATS

Year	GP-GS	Sh	SOG	G	A	Pts	GW
2012	21-21	19	5	2	3	7	0
2013	21-19	23	12	3	4	10	0
2014*	DNP						
Total	42-40	42	17	5	7	17	0

*redshirt

Career Highs

- Goals:** 1 (5x, last vs. Notre Dame, 11/15/13)
- Assists:** 1 (7x, last vs. Notre Dame, 11/15/13)
- Points:** 3 (2x, last vs. Notre Dame, 11/15/13)
- Shots:** 4 (vs. Notre Dame, 11/15/13)



MANNY SCERE

15

Forward/Defender
Sophomore • 6-0 • 180
Roanoke, Va.

2014

- Played in two games during his freshman season
- Earned playing time against Tulsa and James Madison

PREP

- Named all-state his sophomore, junior and senior seasons
- Played club ball with Roanoke Star Soccer Club; was top scorer for U18-U19 team with 14 goals
- Finalist for 2014 Gatorade State Player of Year Award
- Named Timesland and conference player of the year his senior year
- Four-time all-district honoree
- Three-time all-region honoree

PERSONAL

- Parents are Harris and Janet Scere
- Has six siblings: sisters Mary, Rachel, Louise and Aboitel and brothers Nathaniel and Andrew
- Nathaniel played soccer at Tusculum
- Moved to United States from Ivory Coast in 2006; also fluent in Grebo and speaks some French

SCERE'S CAREER STATS

Year	GP-GS	Sh	SOG	G	A	Pts	GW
2014	2-0	0	0	0	0	0	0



FABRICE SHEMA

3

Defender
Redshirt Freshman • 5-10 • 150
Louisville, Ky.

2014

- Redshirt season

PREP

- Named to Kentucky West All-State Second Team in 2013 while playing for Waggener HS
- Won Kentucky State Cup championship with United 1996 FC in 2012
- Named honorable mention all-state while playing for Louisville Collegiate in 2011
- Named to Land Rover Kentucky Cup first team in 2011
- Also ran track and was member of 800m and 1600m relay teams that each took fifth place at 2013 state meet
- Member of French National Honor Society

PERSONAL

- Parents are Faustin and Immaculee Ndagijimana
- Has three brothers, Pacifique Hirwa, Patrick Ndagijimana and Jesse Jones
- Born in Kigali, Rwanda

SHEMA'S CAREER STATS

Year	GP-GS	Sh	SOG	G	A	Pts	GW
2014*	DNP						

*redshirt



WESLEY SUGGS

5

Defender
Redshirt Sophomore • 6-2 • 190
Bowie, Md.

2014

- Started 14 matches at center back as part of UVa's 3-5-2 formation
- Scored first career goal on header off free kick against Radford (10/22)

2013

- Redshirt season

PREP

- Named 2012 High School All-American
- Ranked No. 117 in recruiting rankings by College Soccer News
- Named to 2012 Washington Post All-Met First Team and Gazette All-County Team
- Led team to 2011 high school national championship as well as 2010 and 2011 WCAC Championships
- Also played club soccer with AC Bethesda, which was champions of 2010 State Cup
- Was student government vice president

SUGGS' CAREER STATS

Year	GP-GS	Sh	SOG	G	A	Pts	GW
2013*	DNP						

2014	14-14	3	1	1	0	2	1
------	-------	---	---	---	---	---	---

*redshirt season

Career Highs

Goals: 1 (Radford, 10/21/14)

Assists: –

Points: 2 (Radford, 10/21/14)

Shots: 1 (3x, last vs. Radford, 10/21/14)



SHELDON SULLIVAN

31

Defender
Redshirt Sophomore • 5-9 • 160
Stafford, Va.

2014

- Starting left back for most of season
- Named to College Soccer News 2014 All-Freshman Team (second team)
- Lone Cavalier to start all 23 matches; did not come off the field at any point during the season (team-leading 2,174 minutes)
- Named to NCAA College Cup All-Tournament Team
- Sent long ball into box and credited with assist on Todd Wharnton's equalizer in final minute at Georgetown in NCAA quarters (12/6)

2013

- Redshirt season

PREP

- Three-year starter at North Stafford High School
- Helped team to AAA state championship in 2011
- Two-time all-district honoree
- All-area honoree in 2012
- Was four-year starter on Virginia Youth Soccer Association State ODP team
- Starter on 2011 Virginia ODP national championship squad
- Four-year starter on Region 1 Olympic Development team
- Selected for adidas Super Group All-Star Team at Disney Showcase Inter-Regional Tournament in 2010

PERSONAL

- Parents are Hugh and Audrey Sullivan
- Has one brother, Kyler, a senior on UVa soccer team

SULLIVAN'S CAREER STATS

Year	GP-GS	Sh	SOG	G	A	Pts	GW
2013*	DNP						
2014	23-23	0	0	0	1	1	0
Total	23-23	0	0	0	1	1	0

*redshirt season



SCOTT THOMSEN

6

Defender
Senior • 5-10 • 160
Brick, N.J.

CAREER

- Leads all active Cavaliers with 18 career assists (needs four assists to reach top 10 at UVa)

2014

- Played in all 23 matches, making 22 starts
- Named to ACC All-Academic Men's Soccer Team for second straight year and ACC Academic Honor Roll for third straight season
- Started in Cavaliers' midfield in regular season and ACC tournament before shifting to back line of defense for five NCAA tournament matches
- Tied for third in ACC and 14th nationally with eight assists

- Converted on one of UVa's five PKs in NCAA quarterfinal win at Georgetown (12/6)
- Assisted on UVa's first two goals in second-round NCAA tournament win vs. UNC Wilmington (11/23)
- Racked up three assists in 3-0 win vs. Radford (10/21), most assists by a Cavalier in over four years and tied for the most by any ACC player in 2014
- Recorded pair of assists in 3-0 win at Pitt (10/4)
- Assisted on Sam Hayward's goal in win over VCU (9/15)
- Scored game-winning goal on long service into box against Virginia Tech (9/12)

2013

- Played in 17 matches, with 10 starts at left back
- Played in all four NCAA tournament games, starting last three vs. Marquette, UConn and Maryland
- Scored UVa's first goal in NCAA win over Marquette off free kick (12/1); also scored first career goal in UVa's season opener against Louisville off free kick (8/30)
- Assisted on Eric Bird's goal in second half of NCAA second round vs. St. John's with perfectly placed corner kick (11/24)
- Converted on PK in shootout during UVa's match in ACC semi-finals vs. Notre Dame (11/15)
- Provided assist on Eric Bird goal with corner kick against Providence (9/20)

2012

- Started all 21 games and played most minutes on team (1,991)
- Led team in assists with eight (tied for second in ACC)
- Five of his assists were on game-winning goals
- Notched most assists for a UVa player since Nico Colaluca racked up 10 in 2006
- Assisted on both of UVa's goals in NCAA tournament: on Matt Brown's header at New Mexico (11/18) and via corner kick on Will Bates' game winner against Lafayette (11/15)
- Assisted on Zach Carroll's first-half goal with long free kick at Wake Forest in ACC tournament (11/6)
- Had two assists, including on Carroll's game winner, in OT win over Virginia Tech (10/19)
- Had assist on game-winning goal in win over California (8/31)

PREP

- Named 2012 ESPNHS First-Team All-American
- Named First-Team All-State in 2012; third-team honoree in 2010
- First-Team All-Shore in 2010 and 2012
- Named All-Monmouth County in 2012
- Earned Central Jersey Player of the Year honors in 2012
- Named 2012 Jersey Player of the Year by Jersey Sports Newspaper
- Team captain in 2012
- Did not compete in 2011 because of injury
- Coached by Dan Keane at CBA

PERSONAL

- Parents are David and Kathleen Thomsen
- Has one sister, Dana, and one brother, Brian

THOMSEN'S CAREER STATS

Year	GP-GS	Sh	SOG	G	A	Pts	GW
2012	21-21	11	2	0	8	8	0
2013	17-10	13	10	2	2	6	0
2014	23-22	29	15	1	8	10	1
Total	61-53	53	27	3	18	24	1

Career Highs

- Goals:** 1 (3x, last vs. Virginia Tech, 9/12/14)
- Assists:** 3 (Radford, 10/21/14)
- Points:** 3 (Radford, 10/21/14)
- Shots:** 6 (at Virginia Tech, 10/18/13)



WESLEY WADE

23

Forward
Freshman • 5-10 • 180
South Orange, N.J.

PREP

- Completed two full years of residency for United States U-17 Men's National Team
- Earned 29 international caps and was team's second highest scorer with nine goals during the two-year residency at IMG Academy
- Roomed with current UVa teammate Jeff Caldwell on U.S. U-17 team
- Won Golden Boot at the AGS Cup in Spain in 2011
- Also competed with U.S. U-14 and U-15 boys' national teams
- Has played with classmates Derrick Etienne and Malcom Dixon since age 10 with the Livingston Lions, New Jersey Rangers and New York Red Bulls; also teamed with current UVa teammate Wesley Suggs with New York Red Bulls
- Scored 10 goals with New York Red Bulls U-18 Team from 2013-15

PERSONAL

- Parents are Charles and Joyce Wade
- Has one sister, Ali



TODD WHARTON

7

Midfielder
Senior • 5-11 • 160
Glen Allen, Va.

2014

- 2014 Third-Team All-ACC honoree
- Played in 22 matches, making 21 starts in Cavaliers' midfield; has started 62 of UVa's last 63 games since 2012
- Scored equalizer with 53 seconds left in second half in NCAA quarterfinals at Georgetown to send Cavaliers to College Cup (12/6)
- Converted on one of UVa's five PKs in NCAA quarterfinal win at Georgetown
- Also converted on UVa's first PK in NCAA championship game shootout against UCLA (12/14)
- Scored on penalty kick in 1-0 ACC tournament win over Virginia Tech (11/5)
- Picked up assist on Eric Bird's goal in 1-0 win at George Mason (10/7)
- Recorded UVa's first goal in 3-0 win at Pitt (10/4)
- Assisted on Sam Hayward's game-winning goal against UAB (9/7)
- Missed 2014 opener while recovering from offseason knee injury (sprained MCL); snapped streak of 41 straight starts

2013

- Started all 24 matches at holding midfield and 41 straight dating to 2012
- One of three Cavaliers to start all 24 games

- Named to ACC All-Tournament Team
- Played full game in all but two matches and in final 14 contests; led team with 2,226 minutes played
- Tied for second on team with six goals and 15 points
- Was 4-for-5 in penalty kicks; scored on PK in NCAA College Cup against Maryland (12/13)
- Scored on PK for Virginia's third goal in NCAA win over Marquette (12/1)
- Converted PK for UVa's first goal against Notre Dame (11/15)
- Scored on PK in overtime to defeat Wake Forest in ACC quarterfinals (11/12)
- Assisted on golden goal off corner kick in win over UNC Greensboro (10/29)
- Recorded UVa's first goal in draw with Maryland (10/11)
- Scored second career goal and first of 2013 off free kick against Pitt (10/4)
- Assisted on Matt Brown's late game-tying goal against NC State (9/20)
- Picked up assist on Riggs Lennon's goal vs. Providence (9/24)

2012

- Named to 2012 All-ACC Freshman Team
- Earned spot on ACC All-Academic Soccer Team and ACC Academic Honor Roll
- Played in all 21 games, with starts at midfield in last 18 matches
- Scored UVa's third goal in PK shootout in ACC quarters at Wake Forest (11/6) and in ACC semifinals vs. North Carolina (11/9)
- Scored first career goal, the game winner, in win over Drexel (9/18)

PREP

- 2011-12 ESPN Virginia Gatorade Player of the Year
- 2011 NSCAA Youth All-American
- 2011-12 Times Dispatch/Sportsbackers Scholar Athlete of the Year
- 2011 Colonial District Player of the Year
- Holds Deep Run's single-season record with 36 goals in 2012 and career record with 75 goals
- Also holds Deep Run's single-season and career records for assists - 25 assists in 2012 and 55 career helpers
- Two-time First-Team All-State, First-Team All-Central Region and First Team All-Metro (2011-12)
- Two-time team MVP
- Four-time Silver Boot Award winner (team leader in assists) and two-time Golden Boot Award winner (team leader in goals)
- Academic All-State Honoree
- Coached by Frank Ford at Deep Run

PERSONAL

- Parents are Greg and Cindy Wharton
- Has one brother, Bryan, who played soccer at Hampden-Sydney (2008-12)
- Father played football at William and Mary (1984-88)

WHARTON'S CAREER STATS

Year	GP-GS	Sh	SOG	G	A	Pts	GW
2012	21-18	20	8	1	0	2	1
2013	24-24	18	10	6	3	15	1
2014	22-21	20	8	3	2	8	2
Total	67-63	58	26	10	5	25	4

Career Highs

- Goals:** 1 (10x, last at Georgetown, 12/6/14)
- Assists:** 1 (5x, last at George Mason, 10/7/14)
- Points:** 2 (10x, last at Maryland, 12/6/14)
- Shots:** 4 (Virginia Tech, 10/19/12)



2014 SEASON IN REVIEW

Memorable postseason run leads to UVA's seventh NCAA Championship

- Virginia won its seventh NCAA championship – third most in NCAA men's soccer history.
- After playing 110 scoreless minutes in the championship match against UCLA, Virginia won on penalties, 4-2, with Riggs Lennon scoring the clincher.
- The Cavaliers topped UMBC, 1-0, in the NCAA College Cup semifinals to move on to the eighth NCAA Championship game in program history.
- UVA advanced to the NCAA College Cup for the 12th time in program history and for the second straight year.
- Virginia played in its 34th-consecutive NCAA tournament, dating to 1981 – the longest active streak in Division I soccer.
- UVA was the first school since North Carolina in 2009 to have both its men's and women's teams reach the College Cup.
- Virginia was the No. 16 seed in the NCAA tournament field, while UCLA (14-5-5) was seeded No. 2. The Cavaliers also ousted top-seeded Notre Dame (round of 16) and eighth-seeded Georgetown (quarterfinals) on the road on their road to the championship.
- For the first time in program history, the Cavaliers advanced past two opponents on the road in the NCAA tournament.
- UVA matched the second-lowest seed to ever win a championship since the NCAA started seeding 16 teams in 2003, joining No. 16 seed Indiana in 2012. Unseeded UC Santa Barbara won the title in 2006.
- Six Cavaliers were named to the All-NCAA College Cup Team – Pablo Aguilar, Darius Madison, Jake Rozhansky, Kyler Sullivan, Sheldon Sullivan and Calle Brown.

- Brown also was tabbed the College Cup's Most Valuable Defensive Player.
- UVA outscored its opponents 6-2 in the NCAA tournament, with six different players scoring. Four of UVA's six goals came in the final 30 minutes of the second half.
- Virginia again played one of the nation's toughest schedules: 15 of the Cavaliers' 23 foes reached the NCAA tournament.
- Eric Bird became Virginia's first two-time All-American since Nico Colaluca (2004, 2006); he was named to the second team of the NSCAA and Soccer America All-America squads.
- Bird led the team in goals (5) and points (12).
- Bird was selected 41st overall by the Philadelphia Union in the Major League Soccer SuperDraft.
- UVA reached double figures in wins for the 34th straight year.
- UVA won the championship despite scoring its fewest goals in a year since the 1979 season (27).
- Nineteen of UVA's 27 goals came during the final 30 minutes of regulation and in extra time. UVA outscored its opponents 23-10 in the second half and extra time in 2014.
- UVA conceded just 19 goals in 23 matches while recording 11 clean sheets. The Cavaliers had a streak of 387 straight scoreless minutes snapped in the first half at Clemson on Oct. 17.
- More often than not, Virginia played in a tight match. Nineteen of UVA's 23 matches were determined by one goal or a draw, while 14 were tied at the half.

2014 SEASON STATISTICS

14-6-3 OVERALL • 3-3-2 ACC • 8-2-1 HOME • 3-4-2 AWAY • 3-0-0 NEUTRAL

##	Name	GP-GS	G	A	Pts	Sh	Shot%	GW	PK-ATT	CAREER STATISTICS							
										GP-GS	G	A	Pts	Sh	Shot%	GW	PK-ATT
11	Eric Bird	19-17	5	2	12	38	.132	2	0-0	73-69	15	10	40	144	.104	5	0-1
6	Scott Thomsen	23-22	1	8	10	29	.034	1	0-0	61-53	3	18	24	53	.057	1	0-0
9	Darius Madison	19-16	4	1	9	43	.093	2	0-0	59-52	12	4	28	129	.093	5	1-1
10	Nicko Corriveau	19-14	4	1	9	24	.167	1	0-0	40-18	5	1	11	35	.143	1	0-0
7	Todd Wharton	22-21	3	2	8	20	.150	2	1-1	67-63	10	5	25	58	.172	4	5-7
26	Sam Hayward	19-4	3	1	7	11	.273	2	0-0	19-4	3	1	7	11	.273	2	0-0
17	Jake Rozhansky	23-21	1	3	5	28	.036	1	0-0	23-21	1	3	5	28	.036	1	0-0
22	Kyle McCord	18-7	2	0	4	16	.125	0	0-0	37-7	3	1	7	22	.136	0	0-0
8	Pablo Aguilar	17-8	1	2	4	14	.071	0	0-0	17-8	1	2	4	14	.071	0	0-0
21	Ryan Zinkhan	23-22	1	1	3	17	.059	1	0-0	78-58	11	4	26	64	.172	5	0-0
20	Patrick Foss	15-1	1	1	3	10	.100	0	0-0	36-15	3	3	9	24	.125	0	0-0
29	Wesley Suggs	14-14	1	0	2	3	.333	1	0-0	14-14	1	0	2	3	.333	1	0-0
12	Riggs Lennon	16-7	0	1	1	28	.000	0	0-0	37-13	5	3	13	57	.088	2	0-0
13	Kyler Sullivan	23-22	0	1	1	1	.000	0	0-0	78-75	0	3	3	7	.000	0	0-0
5	Luc Fotton	6-2	0	1	1	1	.000	0	0-0	6-2	0	1	1	1	.000	0	0-0
31	Sheldon Sullivan	23-23	0	1	1	0	.000	0	0-0	23-23	0	1	1	0	.000	0	0-0
3	Matt Brown	7-6	0	1	1	0	.000	0	0-0	47-40	2	2	6	15	.133	0	0-0
25	Nate Odusote	6-0	0	0	0	3	.000	0	0-0	6-0	0	0	0	3	.000	0	0-0
15	Bryan Lima	6-1	0	0	0	3	.000	0	0-0	31-1	2	2	6	14	.143	0	0-0
24	Matt Mills	2-1	0	0	0	2	.000	0	0-0	9-1	0	0	0	3	.000	0	0-0
19	Peter Pearson	2-0	0	0	0	1	.000	0	0-0	2-0	0	0	0	1	.000	0	0-0
27	Manny Scere	2-0	0	0	0	0	.000	0	0-0	2-0	0	0	0	0	.000	0	0-0
4	Grant Silvester	1-1	0	0	0	0	.000	0	0-0	14-8	0	0	0	1	.000	0	0-0
	Total	23	27	27	81	292	.092	13	1-1								
	Opponents	23	17	13	47	235	.072	6	1-1								

##	Name	GP-GS	Mins	GA	Avg	Saves	Pct	W	L	T	Sho	GP-GS	Mins	GA	Avg	Saves	Pct	W	L	T	Sho
18	Calle Brown	21-21	1991:27	15	0.68	72	.828	13	5	3	10	30-29	2780:08	23	0.74	96	.807	16	7	4	13
00	Jeff Caldwell	2-2	181:46	2	0.99	4	.667	1	1	0	1	2-2	181:46	2	0.99	4	.667	1	1	0	1
	Total	23	2173:13	17	0.70	82	.828	14	6	3	11										
	Opponents	23	2173:13	27	1.12	96	.780	6	14	3	4										

TEAM STATISTICS

	VA	OPP
SHOT STATISTICS		
Goals-Shot attempts	27-292	17-235
Goals scored per game	1.17	0.74
Shot pct.	.092	.072
Shots on goal-Attempts	123-292	99-235
SOG pct.	.421	.421
Shots/Game	12.7	10.2
Assists	27	13
CORNER KICKS	119	123
PENALTY KICKS	1-1	1-1
PENALTIES		
Yellow cards	32	32
Red cards	3	1

ATTENDANCE	Dates	Total	Avg
Total	23	55779	2420
Home	11	23998	2182
Away	9	14108	1568
Neutral	3	17673	5891

GOALS BY PERIOD

	1st	2nd	OT	OT2	Total
Virginia	5	20	2	0	27
Opponents	7	9	0	1	17

SHOTS BY PERIOD	1st	2nd	OT	OT2	Total
Virginia	121	159	5	7	292
Opponents	93	123	10	9	235

SAVES BY PERIOD	1st	2nd	OT	OT2	Total
Virginia	39	36	3	4	82
Opponents	37	56	2	1	96

CORNER KICKS BY PERIOD	1st	2nd	OT	OT2	Total
Virginia	49	66	4	0	119
Opponents	51	62	8	2	123

FOULS BY PERIOD	1st	2nd	OT	OT2	Total
Virginia	106	159	9	5	279
Opponents	138	164	8	11	321

2014 SEASON RESULTS

Date	Opponent	Score	Overall	Conf.	Att.	Keeper of Record	Goals (Assists)
Aug 29, 2014	#25 OLD DOMINION	W, 1-0 (OT)	1-0-0	0-0-0	4144	Jeff Caldwell	Ryan Zinkhan (Eric Bird)
Sep 05, 2014	at Tulsa	L, 0-1 (2OT)	1-1-0	0-0-0	2234	Calle Brown	-
1 Sep 07, 2014	vs #18 UAB	W, 2-1	2-1-0	0-0-0	155	Calle Brown	Kyle McCord (Jake Rozhansky) Sam Hayward (Todd Wharton)
* Sep 12, 2014	VIRGINIA TECH	W, 1-0	3-1-0	1-0-0	5430	Calle Brown	Scott Thomsen (unassisted)
Sep 15, 2014	VCU	W, 1-0	4-1-0	1-0-0	1372	Calle Brown	Sam Hayward (Darius Madison; Scott Thomsen)
* Sep 21, 2014	#5 NOTRE DAME	T, 1-1 (2OT)	4-1-1	1-0-1	2292	Calle Brown	Eric Bird (Kyle Sullivan)
Sep 24, 2014	DAVIDSON	L, 1-2	4-2-1	1-0-1	1014	Jeff Caldwell	Nicko Corriveau (Luc Fattton)
* Sep 27, 2014	at #18 Syracuse	L, 0-1	4-3-1	1-1-1	2019	Calle Brown	-
Sep 30, 2014	JAMES MADISON	W, 2-1 (OT)	5-3-1	1-1-1	1309	Calle Brown	Darius Madison (Patrick Foss) Darius Madison (Eric Bird)
* Oct 04, 2014	at PITT	W, 3-0	6-3-1	2-1-1	472	Calle Brown	Todd Wharton (Scott Thomsen) Darius Madison (unassisted) Nicko Corriveau (Scott Thomsen)
Oct 07, 2014	at George Mason	W, 1-0	7-3-1	2-1-1	3003	Calle Brown	Eric Bird (Todd Wharton)
* Oct 11, 2014	DUKE	W, 1-0	8-3-1	3-1-1	2396	Calle Brown	Eric Bird (Jake Rozhansky)
* Oct 17, 2014	at Clemson	L, 1-2	8-4-1	3-2-1	2421	Calle Brown	Eric Bird (Sam Hayward)
Oct 21, 2014	RADFORD	W, 3-0	9-4-1	3-2-1	1305	Calle Brown	Wesley Suggs (Scott Thomsen) Nicko Corriveau (Ryan Zinkhan; Scott Thomsen)
* Oct 24, 2014	WAKE FOREST	L, 1-2	9-5-1	3-3-1	3146	Calle Brown	Pablo Aguilar (Scott Thomsen)
* Nov 01, 2014	at #3 North Carolina	T, 1-1 (2OT)	9-5-2	3-3-2	808	Calle Brown	Patrick Foss (Jake Rozhansky) Eric Bird (unassisted)
2 Nov 05, 2014	VIRGINIA TECH	W, 1-0	10-5-2	3-3-2	913	Calle Brown	Todd Wharton (penalty kick)
2 Nov 09, 2014	at #4 Notre Dame	L, 0-3	10-6-2	3-3-2	507	Calle Brown	-
3 Nov 23, 2014	UNC WILMINGTON	W, 3-1	11-6-2	3-3-2	677	Calle Brown	Sam Hayward (Scott Thomsen) Jake Rozhansky (Scott Thomsen; Nicko Corriveau)
3 Nov 30, 2014	at #1 Notre Dame	W, 1-0	12-6-2	3-3-2	412	Calle Brown	Kyle McCord (Matt Brown)
3 Dec 06, 2014	at #8 Georgetown	T, 1-1 (2OT)	12-6-3	3-3-2	2232	Calle Brown	Nicko Corriveau (Pablo Aguilar) Todd Wharton (Riggs Lennon; Sheldon Sullivan)
4 Dec 12, 2014	vs UMBC	W, 1-0	13-6-3	3-3-2	9502	Calle Brown	Darius Madison (Pablo Aguilar)
5 Dec 14, 2014	vs #2 UCLA	W, 0-0 (2OT)	14-6-3	3-3-2	8015	Calle Brown	-

1 Tulsa, Okla.

2 ACC Tournament

3 NCAA Tournament

4 NCAA College Cup Semifinals, Cary, N.C.

5 NCAA College Cup Championship, Cary, N.C. (UVa credited with win after winning PK shootout, 4-2)

2014 ACC REVIEW

2014 ACC FINAL STANDINGS

ATLANTIC DIVISION

School	ACC GAMES						OVERALL						
	W	L	T	Pct.	Pts	GF	GA	W	L	T	Pct.	GF	GA
Syracuse	5	2	1	.688	16	9	5	16	4	1	.786	37	12
*Clemson	5	2	1	.688	16	13	6	12	7	3	.614	37	21
Wake Forest	5	3	0	.625	15	15	12	10	7	2	.579	37	25
Louisville	4	3	1	.562	13	17	10	11	8	3	.568	31	22
NC State	1	4	3	.312	6	6	10	7	7	4	.500	28	23
Boston College	1	6	1	.188	4	5	14	5	8	3	.406	19	21

COASTAL DIVISION

School	ACC GAMES						OVERALL						
	W	L	T	Pct.	Pts	GF	GA	W	L	T	Pct.	GF	GA
Notre Dame	6	1	1	.812	19	18	7	12	5	4	.667	35	18
North Carolina	5	2	1	.688	16	16	7	15	5	2	.727	52	21
Duke	4	4	0	.500	12	9	16	9	9	1	.500	32	34
Virginia	3	3	2	.500	11	9	7	14	6	3	.673	27	17
Virginia Tech	2	5	1	.312	7	6	14	7	8	2	.471	19	22
Pitt	0	6	2	.125	2	4	19	4	9	4	.353	13	27

*ACC Tournament champion

2014 ACC LEADERS

Goals Scored

	GP	Goals	GGP
1. Andy Craven-NC	22	15	0.68
2. Patrick Hodan-ND	21	9	0.43
3. Emil Ekblom-SU	21	8	0.38
Tyler Engel-NC	22	8	0.36
5. Leon Brown-ND	21	7	0.33
Tim Kubel-UL	22	7	0.32
7. Michael Gamble-WF	15	6	0.40
Jon Bakero-WF	18	6	0.33
Ricky Greensfelder-WF	19	6	0.32
Ricardo Velazco-UL	22	6	0.27

Assists

	GP	Assists	APG
1. Michael Gamble-WF	15	10	0.67
Davis, Sean-DU	16	10	0.62
3. Scott Thomsen-VA	21	8	0.38
Rob Lovejoy-NC	22	8	0.36
5. Jordan Murrell-SU	21	7	0.33
Jeffrey Farina-ND	21	7	0.33
Omar Holness-NC	22	7	0.32
8. Jacori Hayes-WF	17	6	0.35
Evan Panken-ND	21	6	0.29
Manolo Sanchez-CU	22	6	0.27
T.J. Casner-CU	22	6	0.27

Shots

	GP	Shots	SPG
1. Michael Gamble-WF	15	71	4.73
2. Patrick Hodan-ND	21	67	3.19
3. Andy Craven-NC	22	61	2.77
4. Ricardo Velazco-UL	22	59	2.68
5. Omar Holness-NC	22	53	2.41
6. Emil Ekblom-SU	21	51	2.43
7. Tim Kubel-UL	22	45	2.05
8. Huitema, Brody-DU	18	41	2.28
Ben Strong-UL	21	41	1.95
10. Darius Madison-VA	17	40	2.35
Ricardo John-VT	17	40	2.35

Points

	GP	Goal	Ast	Pts	PPG
1. Andy Craven-NC	22	15	5	35	1.59
2. Michael Gamble-WF	15	6	10	22	1.47
3. Patrick Hodan-ND	21	9	3	21	1.00
Tyler Engel-NC	22	8	5	21	0.95
5. Emil Ekblom-SU	21	8	3	19	0.90
Tim Kubel-UL	22	7	5	19	0.86
7. Rob Lovejoy-NC	22	5	8	18	0.82
8. Ricardo Velazco-UL	22	6	5	17	0.77
9. Ricky Greensfelder-WF	19	6	4	16	0.84
10. Huitema, Brody-DU	18	5	5	15	0.83
Leon Brown-ND	21	7	1	15	0.71

Game-Winning Goals

	GP	GWG	Avg
1. Andy Craven-NC	22	8	0.36
2. Emil Ekblom-SU	21	6	0.29
3. Patrick Hodan-ND	21	5	0.24
4. Jon Bakero-WF	18	4	0.22
5. Austen Burnikel-CU	14	3	0.21
Isaac Normesinu-BC	14	3	0.21
Ricky Greensfelder-WF	19	3	0.16
Tim Kubel-UL	22	3	0.14

Shutouts

	GP	ShO	AVG/G
1. Alex Bono-SU	21	12	0.57
2. Brendan Moore-NC	22	9	0.41
3. Calle Brown-VA	19	8	0.42
4. Joachim Ball-UL	20	6	0.30
Ben Lundgaard-VT	12	6	0.50
Patrick Wall-ND	21	6	0.29
Alex McCauley-ST	17	6	0.35
8. Alex Kapp-BC	15	5	0.33
Andrew Tarbell-CU	17	5	0.29
Dan Lynd-UP	16	5	0.31

Saves

	GP	Saves	SPG
1. Kyle Renfro-VT	17	88	5.18
2. Dan Lynd-UP	14	87	6.21
3. Alex Long-DU	19	77	4.05
4. Zack Steffen-MD	26	76	2.92
5. Patrick Wall-ND	24	74	3.08
6. Fabian Otte-ST	16	57	3.56
7. Alex Bono-SU	18	55	3.06
8. Brendan Moore-NC	20	54	2.70
9. Alex Kapp-BC	11	42	3.82
10. Alec Ferrell-WF	10	38	3.80

Goals Against Avg.

	GP	GA	Mins	GAA
1. Alex Bono-SU	21	12	1949:41	0.55
2. Calle Brown-VA	19	15	1791:57	0.75
3. Patrick Wall-ND	21	18	1994:18	0.81
4. Brendan Moore-NC	22	19	2017:59	0.85
5. Andrew Tarbell-CU	17	15	1591:26	0.85
6. Joachim Ball-UL	20	19	1872:31	0.91
7. Ben Lundgaard-VT	12	14	1143:16	1.10
8. Alex McCauley-ST	17	22	1635:35	1.21
9. Alex Kapp-BC	15	20	1445:19	1.25
10. Alec Ferrell-WF	19	25	1756:01	1.28

2014 ACC HONORS

All-ACC First Team

Sean Davis, Sr., M, Duke
 Ben Strong, Jr., M, Louisville
 Andy Craven, Sr., F, North Carolina
 Omar Holness, So., M, North Carolina
 Boyd Okwuonu, Sr., D, North Carolina
 Nick Besler, Sr., M, Notre Dame
 Patrick Hodan, Jr., M, Notre Dame
 Alex Bono, Jr., GK, Syracuse
 Emil Ekblom, So., F, Syracuse
Eric Bird, Sr., M, Virginia
 Michael Gamble, Jr., F, Wake Forest

All-ACC Second Team

Zeiko Lewis, So., F, Boston College
 Paul Clowes, Jr., M, Clemson
 Kyle Fisher, Jr., D, Clemson
 Phaniel Kavita, Sr., D, Clemson
 Tim Kubel, Fr., D, Louisville
 Brendan Moore, Sr., GK, North Carolina
 Luke Mishu, Sr., D, Notre Dame
 Julian Buescher, Fr., M, Syracuse
 Skylar Thomas, Sr., D, Syracuse
 Ricardo John, Fr., F, Virginia Tech
 Ian Harkes, So., M, Wake Forest

All-ACC Second Team

Manolo Sanchez, Sr., F, Clemson
 Andrew Tarbell, So., GK, Clemson
 Brody Huitema, So., F, Duke
 Zachary Mathers, Jr., D, Duke
 Ricardo Velazco, Jr., F, Louisville
 Holden Fender, Jr., M, NC State
 Jonathan Campbell, Jr., D, North Carolina
 Raby George, Jr., M, North Carolina
 Rob Lovejoy, Sr., F, North Carolina
 Andrew O'Malley, Gr., D, Notre Dame
 Patrick Wall, Gr., GK, Notre Dame
Todd Wharton, Jr., M, Virginia

All-ACC Freshman Team

Markus Fjortoft, D, Duke
 Cameron Moseley F, Duke
 Tim Kubel, D, Louisville
 Zach Knudson, M, NC State
 Alan Winn, F, North Carolina
 Jeffrey Farina, F, Notre Dame
 Jon Gallagher, F, Notre Dame
 Julian Buescher, M, Syracuse
Jake Rozhansky, M, Virginia
 Ricardo John, F, Virginia Tech
 Kris Reaves, D, Wake Forest

ACC Offensive Player of the Year

Patrick Hodan, Jr., M, Notre Dame

ACC Defensive Player of the Year

Alex Bono, Jr., GK, Syracuse

ACC Freshman of the Year

Tim Kubel, Fr., D, Louisville

ACC Coach of the Year

Ian McIntyre, Syracuse

ALL-TIME RECORDS

TEAM

Game	
Goals	11 vs. Old Dominion, 10/1/71 11 vs. Richmond, 10/20/81
Assists.....	11 vs. Virginia Tech, 9/14/94
Points.....	30 vs. VCU, 9/13/89
Goals Allowed.....	12 vs. Maryland, 10/8/41
Margin of Victory.....	11-0 vs. Old Dominion, 10/1/71 11-0 vs. Richmond, 10/20/81
Margin of Defeat.....	12-0 vs. Maryland, 10/8/41
Largest Crowd (Scott).....	7,311 vs. Duke, 10/8/88
Largest Crowd (Klöckner).....	7,906 vs. Virginia Tech, 9/28/07

Season

Games Played.....	26 (1994, 1997)
Wins	22 (1993, 1994)
Losses	10 (1966, 2003)
Ties	6 (1990)
Winning Percentage.....	.909 (1991)
ACC Record	6-0 (1984, 1986, 2001)
Unbeaten Streak.....	33 (1994-95)
Winning Streak.....	17 (1992-93)
Regular-Season ACC Unbeaten Streak.....	25 (1985-89)
Regular-Season ACC Winning Streak.....	11 (1985-87)
Goals	86 (1994)
Goals Per Game	4.00 (1961)
Assists.....	91 (1996)
Points.....	258 (1994)
Saves	123 (1980)
Shutouts	17 (1988, 2009)
Consecutive Shutouts.....	11 (2009)
Fewest Goals Allowed.....	8 (2009)
Lowest GAA.....	0.30 (2009)

VIRGINIA'S RETIRED NUMBER

No. 14 - JEFF GAFFNEY


The University of Virginia retired former All-America soccer player Jeff Gaffney's number—14—in April of 1987. The 1984 and 1985 All-America selection is the only Virginia soccer player to have his number retired.

A graduate of Walt Whitman High School in Bethesda, Md., Gaffney finished his collegiate career as UVa's all-time leader in goals and scoring, totaling 69 goals and 17 assists for 155 points. His career scoring record has since been broken by Mike Fisher, who had 167 points from 1993-96. In his final season in 1985, Gaffney had 18 goals and three assists. He earned second-team All-America honors and led the Cavaliers to a 15-4-1 record and their fifth consecutive NCAA playoff appearance.

In 1984, Gaffney had 16 goals and seven assists. He was named the Atlantic Coast Conference Player of the Year and a first-team All-American. During his four years at Virginia, the Cavaliers compiled a 66-14-4 record (.810), won two ACC titles and earned four NCAA playoff berths. He finished his career third on the ACC career goals list and fifth on the ACC points list.

After notching 14 goals and five assists as a first-year player in 1982, Gaffney set Virginia records with 21 goals and 44 points during the 1983 season as the Cavaliers advanced to the NCAA semifinals. Following his outstanding soccer career, Gaffney participated on the 1986 UVa football team as a place-kicker. He later tried out as a place-kicker with several teams in the National Football League.

Gaffney received his bachelor's degree in economics from UVa in the spring of 1987. He is currently a sales manager and the principle broker for the Forest Lakes residential community in Charlottesville.



INDIVIDUAL

Game

Goals	5, Bill Hodill vs. Davidson, 10/17/42
Assists.....	4, Damian Silvera vs. UNC, 9/27/92 4, Richie Williams vs. VCU, 9/13/89 4, Kris Kelderman vs. Charleston, 9/10/89 4, Chick Cudlip vs. Wash. & Lee, 11/13/62
Points.....	10, Bill Hodill vs. Davidson, 10/17/42

Season

Games Played.....	26, 11 times (five players in 1997, six players in 1994)
Games Started.....	26, six times (two players in 1997, four players in 1994)
Goals	25, Alecko Eskandarian (2002)
Assists.....	21, Hunter Freeman (2004)
Points.....	57, Mike Fisher (1995)
Consecutive Games Scoring a Goal.....	8, A.J. Wood (1992)
Goals by a Freshman.....	16, Alecko Eskandarian (2000) 16, George Gelnovatch (1983)
Assists by a Freshman	12, Brian West (1996)
Points by a Freshman	38, Alecko Eskandarian (2000)

Career

Games Played.....	98, Damian Silvera (1992-95)
Games Started.....	97, Damian Silvera (1992-95)
Consecutive Games Played	95, Erik Imler (1989-92)
Goals	69, Jeff Gaffney (1982-85)
Assists.....	55, Mike Fisher (1993-96)
Points.....	167, Mike Fisher (1993-96)

GOALKEEPER

Game

Saves	14, Mark Aronson vs. Baltimore, 10/29/80
-------------	--

Season

Games Played.....	25, Diego Restrepo (2009)
Games Started.....	24, Ryan Burke (2004) 24, Brock Yetso (1997) 24, Diego Restrepo (2009)
Minutes Played.....	2348, Diego Restrepo (2009)
Saves	88, Jeff Causey (1990)
Shutouts	16, Diego Restrepo (2009)
Shutouts in ACC play.....	6, Bob Willen (1987) 6, Tony Meola (1988) 6, David Comfort (2001)
Consecutive Scoreless Minutes.....	1176:51, Diego Restrepo (2009)
Lowest GAA	0.31, Tony Meola (1988) 0.31, Diego Restrepo (2009)

Career (Minimum 2 Seasons)

Saves	256, Ryan Burke (2003-06)
Shutouts	28, Ryan Burke (2003-06)
Lowest GAA	0.34, Tony Meola (1988-89)
Save Percentage.....	.899, Tony Meola (1988-89)
Minutes Played.....	7,356, Ryan Burke (2003-06)
Games Played.....	80, Ryan Burke (2003-06)

SINGLE-SEASON RECORDS

Points

1. Mike Fisher (1995).....	57
2. Alecko Eskandarian (2002).....	54
Ben Olsen (1997).....	54
A.J. Wood (1994).....	54
5. Jeff Gaffney (1983).....	44
6. Chris Albright (1998).....	43
7. Mike Fisher (1994).....	43
Nate Friends (1994).....	43
Ben Crawley (1992).....	43
10. Mike Fisher (1996).....	42

Goals

1. Alecko Eskandarian (2002).....	25
2. A.J. Wood (1994).....	23
3. Mike Fisher (1995).....	21
Jeff Gaffney (1983).....	21
5. Chris Albright (1998).....	20
6. Ben Olsen (1997).....	19
7. Jeff Gaffney (1985).....	18
Brian Vernon (1984).....	18
9. Ben Crawley (1992).....	17
Rocky Prockiw (1958).....	17

Assists

1. Hunter Freeman (2004).....	21
2. Mike Fisher (1996).....	20
3. Ben Olsen (1996).....	17
Brad Agoos (1992).....	17
5. Ben Olsen (1997).....	16
6. Mike Fisher (1995).....	15
Damian Silvera (1995).....	15
8. Mike Fisher (1994).....	13
9. Brian West (1997).....	12
Brian West (1996).....	12
Damian Silvera (1993).....	12

Shots

1. A.J. Wood (1994).....	120
2. Chris Albright (1998).....	105
3. George Gelnovatch (1986).....	103
4. Alecko Eskandarian (2000).....	102
5. Alecko Eskandarian (2002).....	101
6. Jeff Gaffney (1983).....	100
7. Ben Olsen (1997).....	99
8. Claudio Reyna (1993).....	93
Jeff Gaffney (1982).....	93
10. John Harkes (1987).....	90
Jeff Gaffney (1985).....	90

Game-Winning Goals

1. Ben Crawley (1992).....	9
Jeff Gaffney (1984).....	9
3. Ben Olsen (1997).....	7
Nate Friends (1993).....	7
Jeff Gaffney (1983).....	7
6. Yannick Reyerling (2006).....	6
Alecko Eskandarian (2002).....	6
Matt Leonard (1996).....	6
Billy Walsh (1995).....	6
Mike Fisher (1994).....	6
Ben Crawley (1991).....	6
John Harkes (1987).....	6
Jeff Gaffney (1985).....	6

Game-Winning Assists

1. Mike Fisher (1996).....	9
2. Hunter Freeman (2004).....	7
3. Yannick Reyerling (2006).....	6
Ben Olsen (1997).....	6
Andriy Shapowal (1997).....	6
Ben Olsen (1996).....	6
7. Scott Thomsen (2012)	5
Brian West (1997).....	5
Damian Silvera (1995).....	5
Damian Silvera (1994).....	5
Damian Silvera (1993).....	5
Ben Crawley (1991).....	5

Minutes Played

1. Erik Imler (1989).....	2,413
2. Michael Green (1997).....	2,337
3. Curt Onalfo (1989).....	2,320
4. Erik Imler (1990).....	2,304
5. Jeff Agoos (1989).....	2,287
6. Matt Chulis (1997).....	2,267
7. A.J. Wood (1994).....	2,252
8. Brandon Pollard (1995).....	2,250
9. Damien Silvera (1994).....	2,244
Matt Chulis (1998).....	2,244

Games Played

1. Chris Albright (1997).....	26
Michael Green (1997).....	26
Matt Leonard (1997).....	26
Andriy Shapowal (1997).....	26
Ryan Trout (1997).....	26
Sean Feary (1994).....	26
Tain Nix (1994).....	26
Damian Silvera (1994).....	26
Billy Walsh (1994).....	26
A.J. Wood (1994).....	26

GOALKEEPER RECORDS

Solo Shutouts

1. Diego Restrepo (2009).....	16
2. Tony Meola (1988).....	11
Bob Willen (1987).....	11
4. Calle Brown (2014).....	12
Ryan Burke (2005).....	10
Jeff Causey (1990).....	10
7. David Comfort (2001).....	9
8. Ryan Burke (2006).....	8
Brock Yetso (1998).....	8
10. Spencer LaCivita (2011).....	7
Mark Peters (1994).....	7
Bob Willen (1986).....	7
Keith Lenert (1984).....	7
Bill Wallace (1979).....	7

Goals Against Average

(minimum 700 minutes)

1. Diego Restrepo (2009).....	0.31
Tony Meola (1988).....	0.31
3. Tony Meola (1989).....	0.37
4. Bob Willen (1987).....	0.45
5. Bob Willen (1986).....	0.48
6. Tom Henske (1992).....	0.54
7. Mark Wayland (1989).....	0.60
Keith Lenert (1984).....	0.60
9. David Comfort (2001).....	0.64
10. Jeff Causey (1990).....	0.65

Save Percentage

(minimum 700 minutes)

1. Tony Meola (1988).....	.909
2. Bob Willen (1987).....	.893
3. Diego Restrepo (2009).....	.889
4. Bill Wallace (1979).....	.875
5. Tony Meola (1989).....	.864
6. Steve Baer (1982).....	.859
7. Jeff Causey (1990).....	.846
8. Keith Lenert (1984).....	.836
9. Bill Wallace (1980).....	.831
10. Bob Willen (1986).....	.829

Saves

1. Jeff Causey (1990).....	88
2. Brock Yetso (1997).....	79
3. Spencer LaCivita (2011).....	78
4. Bill Wallace (1981).....	74
5. Ryan Burke (2006).....	73
6. Calle Brown (2014).....	72
7. Jeff Causey (1993).....	71
8. Bill Wallace (1979).....	70
9. Bob Willen (1987).....	67
Steve Baer (1982).....	67

Minutes Played — Goal

1. Diego Restrepo (2009).....	2,348
2. Brock Yetso (1997).....	2,269
3. Jeff Causey (1990).....	2,219
4. Ryan Burke (2004).....	2,192
5. Calle Brown (2014).....	1,991
6. Jeff Causey (1993).....	1,948
7. Spencer LaCivita (2011).....	1,944
8. Spencer LaCivita (2012).....	1,885
9. Ryan Burke (2005).....	1,883
10. Ryan Burke (2006).....	1,839

Games Played — Goal

1. Diego Restrepo (2009).....	25
2. Ryan Burke (2004).....	24
Brock Yetso (1997).....	24
4. Jeff Causey (1990).....	23
5. Jeff Causey (1993).....	22
6. Calle Brown (2014).....	21
Spencer LaCivita (2011).....	21
David Comfort (2002).....	21
9. Spencer LaCivita (2012).....	20
Ryan Burke (2006).....	20
Mark Peters (1994).....	20
Steve Baer (1982).....	20
Ryan Burke (2005).....	20

CAREER RECORDS



Jeff Gaffney

Points

1. Mike Fisher (1993-96).....	167
2. Jeff Gaffney (1982-85).....	155
3. A.J. Wood (1991-94).....	128
4. Ben Crawley (1989-92).....	127
5. George Gelnovatch (1983-86).....	118
6. Alecko Eskandarian (2000-02).....	113
7. Ben Olsen (1995-97).....	109
8. Brian Vernon (1981-84).....	105
9. Will Bates (2009-12).....	102
10. Matt Leonard (1994-97).....	101

Goals

1. Jeff Gaffney (1982-85).....	69
2. Mike Fisher (1993-96).....	56
A.J. Wood (1991-94).....	56
4. Alecko Eskandarian (2000-02).....	50
5. George Gelnovatch (1983-86).....	49
6. Ben Crawley (1989-92).....	47
7. Will Bates (2009-12).....	46
8. Matt Leonard (1994-97).....	42
9. Brian Vernon (1981-84).....	41
10. Yannick Reyring (2005-07).....	39

Assists

1. Mike Fisher (1993-96).....	55
2. Damian Silvera (1992-95).....	44
3. Ben Olsen (1995-97).....	41
4. Ryan Trout (1997-00).....	36
5. Brad Agoos (1989-92).....	33
Ben Crawley (1989-92).....	33
7. Hunter Freeman (2002-04).....	25
8. Brian West (1996-97).....	24
9. Brian Vernon (1981-84).....	23
10. Billy Walsh (1994-96).....	22
Claudio Reyna (1991-93).....	22
Kris Kelderman (1987-90).....	22
Todd Hitt (1983-86).....	22
Voga Wallace (1980-83).....	22

Shots

1. Jeff Gaffney (1982-85).....	357
2. George Gelnovatch (1983-86).....	307
3. Alecko Eskandarian (2000-02).....	272
4. A.J. Wood (1991-94).....	266
5. Mike Fisher (1993-96).....	247
6. Brian Vernon (1981-84).....	232
7. Will Bates (2009-12).....	230
8. Adam Cristman (2003-06).....	227
9. Ben Crawley (1989-92).....	223
10. John Harkes (1985-87).....	221

Game-Winning Goals

1. Jeff Gaffney (1982-85).....	27
2. Ben Crawley (1989-92).....	21
3. Will Bates (2009-12).....	15
Yannick Reyring (2005-07).....	15
Alecko Eskandarian (2000-02).....	15
Ryan Gibbs (1999-02).....	15
7. Adam Cristman (2003-06).....	14
Mike Fisher (1993-96).....	14
Nate Friends (1991-94).....	14
10. Ben Olsen (1995-97).....	12
Matt Leonard (1994-97).....	12
Billy Walsh (1994-96).....	12
A.J. Wood (1991-94).....	12
George Gelnovatch (1983-86).....	12

Game-Winning Assists

1. Damian Silvera (1992-95).....	18
2. Mike Fisher (1993-96).....	16
3. Ben Olsen (1995-97).....	13
Ben Crawley (1989-92).....	13
5. Brad Agoos (1989-92).....	10
6. Ryan Trout (1997-00).....	8
7. Hunter Freeman (2002-04).....	7
Sheldon Barnes (1998-01).....	7
Jason Moore (1997-98).....	7
Brian West (1996-97).....	7
Clint Peay (1991-94).....	7
Andriy Shapoval (1994-97).....	7
Neil Barlow (2006-09).....	7

Games Played

1. Damian Silvera (1992-95).....	98
2. Sean Feary (1993-96).....	96
3. Erik Imler (1989-92).....	95
4. Mike Fisher (1993-96).....	94
5. Matt Chulis (1995-98).....	93
6. Lyle Yorks (1988-91).....	91
7. Marshall Leonard (1998-01).....	89
8. Jonathan Cole (1999-02).....	88
Steve Totten (1998-01).....	88
Brian Bates (1990-93).....	88
Brad Agoos (1989-92).....	88
Kris Kelderman (1987-90).....	88
Curt Onalfo (1987-90).....	88
Jeff Agoos (1986-90).....	88
Jonathan Villanueva (2006-09).....	88

Minutes Played

1. Erik Imler (1989-92).....	9,095
2. Matt Chulis (1995-98).....	8,537
3. Mike Fisher (1993-96).....	8,436
4. Jeff Agoos (1986-90).....	8,278
5. Marshall Leonard (1998-01).....	8,226
6. Damian Silvera (1992-95).....	8,171
7. Curt Onalfo (1987-90).....	7,698
8. Jonathan Cole (1999-02).....	7,485
9. Brandon Pollard (1992-95).....	7,466
10. Brian Bates (1990-93).....	7,444

GOALKEEPER RECORDS

Goals Against Average

(minimum 2,800 minutes)	
1. Tony Meola (1988-89).....	0.34
2. Bob Willen (1984-87).....	0.40
3. Keith Lenert (1982-85).....	0.72
4. Steve Baer (1981-84).....	0.72
5. Jeff Causey (1990-93).....	0.78
6. Brock Yetso (1995-98).....	0.86
7. David Comfort (1999-02).....	0.98
8. Ryan Burke (2003-06).....	1.06
9. Bill Wallace (1979-81).....	1.10
10. Yuri Sagatov (1994-97).....	1.14

Save Percentage

(minimum 2,800 minutes)

1. Tony Meola (1988-89).....	.889
2. Bob Willen (1984-87).....	.872
3. Steve Baer (1981-84).....	.842
4. Bill Wallace (1978-81).....	.831
5. Keith Lenert (1982-85).....	.812
6. Jeff Causey (1990-93).....	.803
7. Brock Yetso (1995-98).....	.778
8. David Comfort (1999-02).....	.766
9. Spencer LaCivita (2011-14).....	.746
Ryan Burke (2003-06).....	.746

Saves

1. Ryan Burke (2003-06).....	256
2. Jeff Causey (1990-93).....	249
3. Bill Wallace (1978-81).....	222
4. David Comfort (1999-02).....	193
5. Brock Yetso (1995-98).....	151
6. Spencer LaCivita (2011-14).....	144
7. Steve Baer (1981-84).....	139
8. Yuri Sagatov (1994-97).....	128
9. Bob Willen (1984-87).....	123
10. Keith Lenert (1982-85).....	112

Solo Shutouts

1. Ryan Burke (2003-06).....	28
2. Jeff Causey (1990-93).....	27
3. Bob Willen (1984-87).....	23
4. David Comfort (1999-02).....	19
5. Tony Meola (1988-89).....	17
6. Diego Restrepo (2009).....	16
7. Brock Yetso (1995-98).....	15
8. Calle Brown (2013-14).....	13
Spencer LaCivita (2011-14).....	13
10. Keith Lenert (1982-85).....	11
Michael Giallombardo (2006-08).....	11

Minutes Played - Goal

1. Ryan Burke (2003-06).....	7,357
2. Jeff Causey (1990-93).....	7,050
3. David Comfort (1999-02).....	5,442
4. Brock Yetso (1995-98).....	4,492
5. Bob Willen (1984-87).....	4,045
6. Yuri Sagatov (1994-97).....	3,948
7. Spencer LaCivita (2011-14).....	3,828
8. Bill Wallace (1979-81).....	3,513
9. Keith Lenert (1982-85).....	3,243
10. Steve Baer (1981-84).....	3,230

Games Played - Goal

1. Ryan Burke (2003-06).....	80
2. Jeff Causey (1990-93).....	77
3. David Comfort (1999-02).....	60
4. Brock Yetso (1995-98).....	53
Bob Willen (1984-87).....	53
6. Keith Lenert (1982-85).....	50
7. Yuri Sagatov (1994-97).....	47
8. Steve Baer (1981-84).....	46
9. Bill Wallace (1978-81).....	45
10. Spencer LaCivita (2011-14).....	41

SCORING BY YEAR

POINTS

1954	Pedro Benavides.....	10
1955	Dan Rojas.....	14
1956	Rocky Prockiwi.....	18
1957	Sherry Snyder.....	9
1958	Rocky Prockiwi.....	34
1959	John Marsellus, Houston Sadler..	6
1960	Gael deTigny.....	8
1961	Brian Fisher.....	30
1962	Chan Moore.....	14
1963	Chan Moore.....	14
1964	Dave Harrison.....	7
1965	Bill Davidson.....	9
1966	Robert Aronson.....	14
1967	Steve Kleinman.....	13
1968	Jay Connor.....	14
1969	Jay Connor.....	17
1970	Sam Crosby.....	16
1971	Phil Crane.....	17
1972	Jay Meaney.....	24
1973	Jay Meaney.....	22
1974	Jay Meaney.....	22
1975	Rick Sanders.....	12
1976	José Bauza, Pete Wylie.....	13
1977	Mark Reynolds.....	19
1978	José Bauza.....	19
1979	Pepe Llontop.....	11
1980	Pepe Llontop.....	11
1981	Pete Polonsky.....	24
1982	Jeff Gaffney.....	33
1983	Jeff Gaffney.....	44
1984	Jeff Gaffney, Brian Vernon.....	39
1985	Jeff Gaffney.....	39
1986	George Gelnovatch.....	32
1987	John Harkes.....	34
1988	Drew Fallon.....	29
1989	Kris Kelderman.....	30
1990	Ben Crawley.....	25
1991	Ben Crawley.....	40
1992	Ben Crawley.....	43
1993	Claudio Reyna.....	28
1994	A.J. Wood.....	54
1995	Mike Fisher.....	57
1996	Mike Fisher.....	42
1997	Ben Olsen.....	54
1998	Chris Albright.....	43
1999	Ryan Trout.....	28
2000	Alecko Eskandarian.....	38
2001	Ryan Gibbs.....	23
2002	Alecko Eskandarian.....	54
2003	Adam Cristman.....	17
2004	Hunter Freeman.....	27
2005	Yannick Reyering.....	30
2006	Yannick Reyering.....	32
2007	Yannick Reyering.....	26
2008	Tony Tchani.....	21
2009	Will Bates.....	25
2010	Will Bates.....	20
2011	Will Bates.....	32
2012	Will Bates.....	25
2013	Eric Bird.....	19
2014	Eric Bird.....	12

GOALS

Pedro Benavides.....	5
Dan Rojas.....	7
Rocky Prockiwi.....	9
Three tied with.....	4
Rocky Prockiwi.....	17
John Marsellus, Houston Sadler..	3
Gael deTigny.....	4
Brian Fisher.....	15
Chan Moore.....	6
Chan Moore.....	7
Dave Harrison.....	3
Bill Davidson.....	4
Robert Aronson.....	6
Steve Kleinman.....	6
Jay Connor, John Mehrtens.....	5
Fred McGlynn.....	7
Sam Crosby.....	8
Phil Crane.....	7
Jay Meaney.....	11
Jay Meaney.....	11
Jay Meaney.....	11
Rick Sanders.....	6
José Bauza, Pete Wylie.....	6
Mark Reynolds.....	6
José Bauza.....	8
Pepe Llontop, Peter MacKeith....	4
Pepe Llontop.....	5
Pete Polonsky.....	11
Jeff Gaffney.....	14
Jeff Gaffney.....	21
Brian Vernon.....	18
Jeff Gaffney.....	18
George Gelnovatch.....	14
John Harkes.....	15
Drew Fallon.....	11
Kris Kelderman.....	10
Ben Crawley, Jeff Agoos.....	8
Ben Crawley.....	16
Ben Crawley.....	17
Nate Friends.....	12
A.J. Wood.....	23
Mike Fisher.....	21
Matt Leonard.....	12
Ben Olsen.....	19
Chris Albright.....	20
Sheldon Barnes, Ryan Trout.....	9
Alecko Eskandarian.....	16
Alecko Eskandarian, Ryan Gibbs..	9
Alecko Eskandarian.....	25
Adam Cristman.....	8
Adam Cristman.....	9
Yannick Reyering.....	14
Yannick Reyering.....	12
Yannick Reyering.....	13
Tony Tchani.....	9
Will Bates.....	12
Will Bates.....	8
Will Bates.....	14
Will Bates.....	12
Eric Bird.....	7
Eric Bird.....	5

ASSISTS

Tuck White.....	1
Four tied with.....	1
not available	
Walter Klingman, Joel Silverberg..	2
Houston Sadler, Warren Smith.....	2
not available	
not available	
Three tied with.....	3
Chick Cudlip.....	4
Ed Funk, Tom Maxwell.....	2
Kent Worthington.....	2
Five tied with.....	1
Robert Aronson.....	2
Barclay Mason.....	3
Jay Connor.....	4
Jay Connor.....	5
Three tied with.....	3
Three tied with.....	3
Sam Crosby.....	4
Chuck Lecraw.....	4
Roderigo Escobar.....	2
Seven players with.....	1
Mike Rogers.....	5
José Bauza, Mark Reynolds.....	7
Mark Woolley.....	4
José Bauza.....	4
Chris Tolomeo.....	4
Mark Brcic, Voga Wallace.....	5
Voga Wallace.....	8
Brian Vernon.....	11
Jeff Gaffney.....	7
Todd Hitt.....	8
John Harkes, Todd Hitt.....	7
Jay DelCarmen, Scott Platenburg..	5
Drew Fallon.....	7
Kris Kelderman.....	1
Ben Crawley.....	9
Brad Agoos.....	10
Brad Agoos.....	17
Damian Silvera.....	12
Mike Fisher.....	13
Mike Fisher, Damian Silvera.....	15
Mike Fisher.....	20
Ben Olsen.....	16
Ryan Trout.....	11
Ryan Trout.....	10
Three tied with.....	6
Kyle Martino.....	8
Jacob LeBlanc.....	8
Mike Littlefield.....	6
Hunter Freeman.....	21
Jeremy Barlow.....	9
Nico Colaluca.....	10
Chris Tierney.....	7
Three tied with.....	5
Neil Barlow.....	6
Will Bates, Sean Murnane.....	4
Brian Span.....	5
Todd Wharton.....	8
Jordan Allen, Eric Bird.....	5
Scott Thomsen.....	8

NATIONAL AWARDS



Mike Fisher

MAC Hermann Trophy Award

2002Alecko Eskandarian

Missouri Athletic Club Player of the Year

1987 John Harkes
 1989 Tony Meola
 1992 Claudio Reyna
 1993 Claudio Reyna
 1996 Mike Fisher

Hermann Trophy


1989 Tony Meola
 1993 Claudio Reyna
 1995 Mike Fisher
 1996 Mike Fisher

adidas Goalkeeper of the Year

1987 Bob Willen

NSCAA Player of the Year

1996 Mike Fisher
 2002 Alecko Eskandarian



Alecko Eskandarian

Soccer America Player of the Year

1992 Claudio Reyna
 1993 Claudio Reyna
 1994 A.J. Wood
 1995 Mike Fisher
 1997 Ben Olsen
 2002 Alecko Eskandarian

Soccer America Freshman of the Year


2009 Will Bates

Soccer News Player of the Year

1993 Claudio Reyna
 1997 Ben Olsen

Soccer America Coach of the Year

2009 George Gelnovatch



Claudio Reyna



NATIONAL COACH OF THE YEAR

1993, Bruce Arena
 2009, George Gelnovatch

HONORS & AWARDS

NSCAA All-Americans

1978 José Bauza, F (honorable mention)
1979 José Bauza, M (honorable mention)
1984 Jeff Gaffney, F (first team)
1985 Jeff Gaffney, F (second team)
1986 John Harkes, M (first team)
George Gelnovatch, F (first team)
Jeff Agoos, D (third team)
1987 John Harkes, M (first team)
Bob Willen, G (first team)
1988 Jeff Agoos, D (first team)
Tony Meola, G (first team)
1989 Tony Meola, G (first team)
Jeff Agoos, D (second team)
1990 Jeff Agoos, D (first team)
1991 Claudio Reyna, M (first team)
Erik Imler, D (second team)
1992 Ben Crawley, F (first team)
Claudio Reyna, M (first team)
Erik Imler, M (second team)
Clint Peay, D (second team)
1993 Claudio Reyna, F (first team)
Brandon Pollard, D (second team)
Jeff Causey, G (third team)
1994 Brandon Pollard, D (first team)
Mike Fisher, M (second team)
A.J. Wood, F (third team)
1995 Mike Fisher, F (first team)
Brandon Pollard, D (first team)
Damian Silvera, M (second team)
1996 Mike Fisher, M (first team)
Matt Chulis, D (second team)
1997 Ben Olsen, M (first team)
Matt Chulis, D (second team)
Scott Vermillion, D (third team)
1998 Chris Albright, F (first team)
Matt Chulis, D (first team)
Jason Moore, M (second team)
1999 Ryan Trout, M/F (third team)
2000 Kyle Martino, M (third team)
2001 Kyle Martino, M (first team)
Alecko Eskandarian, F (second team)
2002 Alecko Eskandarian, F (first team)
2004 Hunter Freeman, D (first team)
Matt Oliver, D (first team)
Nico Colaluca, M (third team)
2006 Nico Colaluca, M (second team)
2009 Tony Tchani, M (first team)
2013 Eric Bird, M (third team)
2014 Eric Bird, M (second team)

ACC Player of the Year

1984 Jeff Gaffney
1987 John Harkes
1988 Jeff Agoos
1989 Tony Meola
1995 Mike Fisher
1996 Mike Fisher
2001 Kyle Martino
2002 Alecko Eskandarian

ACC Tournament MVP

1988 Jeff Agoos
1991 Claudio Reyna
1992 Brad Agoos
1994 Mark Peters
1995 Mike Fisher
1997 Ben Olsen
2003 Ryan Burke
2004 Jeremy Barlow
2009 Diego Restrepo

ACC Rookie of the Year

1991 Claudio Reyna
1997 Jason Moore
1999 Kyle Martino
2000 Alecko Eskandarian
2008 Tony Tchani

ACC Coach of the Year

Bruce Arena — 1979, 1984, 1986, 1988,
1989, 1991, 1995
George Gelnovatch — 1996, 2001

Jeff Agoos



HONORS & AWARDS

All-ACC Teams

1968 John Taylor, M (second team)
 1969 Dan Abramson, G (first team)
 David Bowman, D (second team)
 Jay Connor, F (second team)
 1970 Jay Connor, F (second team)
 Ed Marks, D (second team)
 Jay Ziehl, D (second team)
 1971 Ed Marks, D (first team)
 Jay Connor, F (second team)
 Phil Crane, F (second team)
 Scott Peyton, G (second team)
 Jay Ziehl, D (second team)
 1972 Jay Ziehl, D (first team)
 Sam Crosby, D (second team)
 1973 Jay Meaney, F (second team)
 1974 Jay Meaney, F (first team)
 Paul Corbin, D (second team)
 Andy Dupont, D (second team)
 1975 Mike Kriegh, G (second team)
 1976 Randy Kerr, D (first team)
 José Bauza, F (second team)
 1977 Mark Woolley, D (first team)
 José Bauza, F (second team)
 1978 José Bauza, F (first team)
 Mark Woolley, F (second team)
 1979 José Bauza, M (first team)
 Dave Dickey, D (first team)
 Scott Smith, D (first team)
 Bill Wallace, G (first team)
 Pepe Llontop, F (second team)
 1980 Pepe Llontop, F (first team)
 David Brillhart, M (second team)
 Dave Dickey, D (second team)
 Scott Smith, D (second team)
 1981 Dave Dickey, D (first team)
 Voga Wallace, D (second team)
 1982 Jeff Gaffney, F (second team)
 1983 George Gelnovatch, F (second team)
 Rob Steward, D (second team)
 Voga Wallace, D (second team)
 1984 Doug Davies, M (first team)
 Jeff Gaffney, F (first team)
 Rob Steward, D (first team)
 George Gelnovatch, M (second team)
 Mike Schnabel, D (second team)
 1985 Jeff Gaffney, F (first team)
 Rob Steward, D (first team)
 Doug Davies, M (second team)
 George Gelnovatch, F (second team)
 Keith Lenert, G (second team)
 Mike Schnabel, D (second team)
 1986 Jeff Agoos, D (first team)
 John Harkes, M (first team)
 George Gelnovatch, F (first team)
 Bob Willen, G (first team)
 1987 John Harkes, M (first team)
 Jay Del Carmen, F (second team)
 John Maessner, F (second team)
 Bob Willen, G (second team)
 1988 Jeff Agoos, D (first team)
 John Maessner, F (first team)
 Tony Meola, G (first team)
 Drew Fallon, F (second team)
 Kris Kelderman, M (second team)
 Jay Lodge, D (second team)
 1989 Jeff Agoos, D (first team)
 John Maessner, F (first team)
 Tony Meola, G (first team)
 Curt Onalfo, M (first team)
 Drew Fallon, F (second team)

1990 Jeff Agoos, D (first team)
 Curt Onalfo, M (first team)
 Erik Imler, D (second team)
 1991 Erik Imler, D (first team)
 Claudio Reyna, M (first team)
 Ben Crawley, F (second team)
 Richie Williams, M (second team)
 Lyle Yorks, M (second team)
 1992 Brian Bates, D (first team)
 Ben Crawley, F (first team)
 Erik Imler, M (first team)
 Clint Peay, D (first team)
 Claudio Reyna, M (first team)
 A.J. Wood, F (second team)
 1993 Brandon Pollard, D (first team)
 Claudio Reyna, F (first team)
 Damian Silvera, M (first team)
 Jeff Causey, G (second team)
 1994 Clint Peay, D (first team)
 Brandon Pollard, D (first team)
 A.J. Wood, F (first team)
 Mike Fisher, M (second team)
 Nate Friends, F (second team)
 Damian Silvera, M (second team)
 1995 Mike Fisher, F (first team)
 Brandon Pollard, D (first team)
 Damian Silvera, M (first team)
 Billy Walsh, M (second team)
 1996 Matt Chulis, D (first team)
 Mike Fisher, M (first team)
 Ben Olsen, M (first team)
 Scott Vermillion, D (first team)
 Matt Leonard, F (second team)
 1997 Matt Chulis, D (first team)
 Ben Olsen, M (first team)
 Scott Vermillion, D (first team)
 Brian West, F (first team)
 1998 Chris Albright, F (first team)
 Matt Chulis, D (first team)
 Jason Moore, M (first team)
 Sam Franklin, M (second team)
 Brock Yetso, G (second team)
 1999 Kyle Martino, F (first team)
 Ryan Trout, F/M (second team)
 Steve Totten, M (second team)
 2000 Alecko Eskandarian, F (first team)
 Kyle Martino, MF (first team)
 Steve Totten, MF (second team)
 2001 Jonathan Cole, D (first team)
 Alecko Eskandarian, F (first team)
 Ryan Gibbs, F (first team)
 Kyle Martino, MF (first team)
 Matt Oliver, D (second team)
 2002 Alecko Eskandarian, F (first team)
 Kenny Arena, M (second team)
 Matt Oliver, D (second team)
 2003 Matt Oliver, D (first team)
 Mike Littlefield, F (second team)
 Adam Cristman, F (all-freshman)
 Will Hall, M (all-freshman)
 2004 Hunter Freeman, D (first team)
 Matt Oliver, D (first team)
 Nico Colaluca, M (second team/
 all-freshman)
 Jeremy Barlow, M (all-freshman)
 2005 Yannick Reyring, F (first team/
 all-freshman)
 Adam Cristman, F (second team)
 Nico Colaluca, M (second team)
 2006 Nico Colaluca, M (first team)
 Adam Cristman, F (second team)
 Yannick Reyring, F (second team)
 Bakary Soumare, D (second team)
 Jonathan Villanueva, M (all-fresh.)

2007 Jeremy Barlow, M (second team)
 Yannick Reyring, F (first team)
 2008 Tony Tchani, M (second team/
 all-freshman)
 Shawn Barry, D (all-freshman)
 Brian Ownby, F (all-fresh)
 2009 Will Bates, F (second team/all-fresh.)
 Neil Barlow, M (second team)
 Ross LaBauex, M (second team)
 Tony Tchani, M (second team)
 2010 Brian Ownby, F (first team)
 Brian Span, M (all-freshman)
 2011 Will Bates, F (first team)
 Brian Ownby, M (second team)
 Brian Span, M (second team)
 Ryan Zinkhan, F (all-freshman)
 2012 Will Bates, F (first team)
 Darius Madison, F (all-freshman)
 Marcus Salandy-Defour, M (all-fresh)
 Todd Wharton, M (all-freshman)
 2013 Eric Bird, M (second team)
 Darius Madison, F (second team)
 Jordan Allen, M (third team, all-fresh)
 2014 Eric Bird, M (first team)
 Todd Wharton, M (third team)
 Jake Rozhansky, M (all-freshman)

All-ACC Academic Team

2005 Ryan Burke
 2006 Ryan Burke
 2007 Zola Short
 2008 Hunter Jumper
 2009 Hunter Jumper
 2010 Hunter Jumper
 2011 Ari Dimas
 Greg Monaco
 Ryan Zinkhan
 2012 Eric Bird
 Matt Brown
 Scott Thomsen
 Todd Wharton
 2013 Riggs Lennon
 Todd Wharton
 Ryan Zinkhan
 2014 Eric Bird
 Nicko Corriveau
 Scott Thomsen
 Ryan Zinkhan

NCAA TOURNAMENT HONORS

NCAA Tournament/ College Cup MVPs

1989 Tony Meola (Defense)
 1991 Jeff Causey (Defense)
 Claudio Reyna (Offense)
 1992 Claudio Reyna (Offense)
 1993 Brian Bates (Defense)
 Nate Friends (Offense)
 1994 Mark Peters (Defense)
 Damian Silvera (Offense)
 2009 Jonathan Villanueva (Offense)
 Diego Restrepo (Defense)
 2014 Calle Brown (Defense)

NCAA College Cup All-Tournament Team

1997 Ben Olsen
 Scott Vermillion
 Brian West
 2010 Brian Ownby
 Mike Volk
 Tony Tchani
 2013 Jordan Allen
 Darius Madison
 2014 Pablo Aguilar
 Calle Brown
 Darius Madison
 Jake Rozhansky
 Kyler Sullivan
 Sheldon Sullivan

NCAA Tournament Records

Nate Friends

6 career goals in the College Cup (5 in 1993)

Damian Silvera

10 career assists

A.J. Wood

13 career goals,
 29 career points (tied record)

MLS/INTERNATIONAL SOCCER

UVa's U.S. World Cup Players

Year	Name
1990	John Harkes Tony Meola
1994	John Harkes Tony Meola Claudio Reyna
1998	Jeff Agoos Claudio Reyna
2002	Jeff Agoos Tony Meola Claudio Reyna

UVa's U.S. Olympians

Year	Name
1988	John Harkes Tony Meola
1992	Mike Huwiler Erik Imler Curt Onalfo Claudio Reyna
1996	Clint Peay Brandon Pollard Claudio Reyna Damian Silvera Billy Walsh A.J. Wood
2000	Jeff Agoos Chris Albright Ben Olsen

Virginia Players in Major League Soccer

Name	Team (years)
Jeff Agoos	D.C. United (1996-2000); San Jose Earthquakes (2001-2004); New York/ New Jersey MetroStars (2005)
Chris Agorsor	Real Salt Lake (2011)
Chris Albright	D.C. United (1999-2001); Los Angeles Galaxy (2002-2007); New England Revolution (2008-2009); New York Red Bulls (2010-2011); Philadelphia Union (2012-2013)
Jordan Allen	Real Salt Lake (2014-present)
Kenny Arena	New York/New Jersey MetroStars (2003-2004); D.C. United (2005)
Brian Bates	Colorado Rapids (1996-1997); Chicago Fire (1998); Dallas Burn (1998)
Eric Bird	Philadelphia Union (2015-present)
Jeff Causey	D.C. United (1996-1997); New England Revolution (1997-2001)
Matt Chulis	Columbus Crew (1999-2000)
Ben Crawley	D.C. United (1996)
Adam Cristman	New England Revolution (2007-2008), Kansas City Wizards (2009), D.C. United (2010), L.A. Galaxy (2011-2012)
Alecko Eskandarian	D.C. United (2003-2006); Toronto FC (2007); Real Salt Lake (2007); Chivas USA (2008-2009); Los Angeles Galaxy (2009-2010)
Hunter Freeman	Colorado Rapids (2005-2006); New York Red Bulls (2007-2008); Toronto FC (2008); IK Start (2009-2010); Houston Dynamo (2011) Colorado Rapids (2012)
George Gelnovatch	D.C. United (1996)
Michael Green	Kansas City Wizards (1999-2001)
John Harkes	D.C. United (1996-1998); New England Revolution (1999-2000); Columbus Crew (2001-2002)
Mike Huwiler	D.C. United (1996)
Erik Imler	D.C. United (1996); New England Revolution (1997)
Hunter Jumper	Chicago Fire (2012-14)
Kris Kelderman	D.C. United (1996-1997); Miami Fusion (1998); New England Revolution (1999-2000)
Ryan Kelly	Columbus Crew (2005)
Ross LaBeaux	Colorado Rapids (2011-2012)
Jacob LeBlanc	New York/New Jersey MetroStars (2003)
Marshall Leonard	New England Revolution (2002-2007)
John Maessner	D.C. United (1996-1997); Miami Fusion (1998-1999)
Kyle Martino	D.C. United (1999-2000); Tampa Bay Mutiny (2000-2001)
Tony Meola	Columbus Crew (2002-2006); Los Angeles Galaxy (2006-2007)
Jason Moore	New York/New Jersey MetroStars (1996-1998); Kansas City Wizards (1999-2004); New York Red Bulls (2005-2006)
Ben Olsen	D.C. United (1999-2000); Colorado Rapids (2001); Chicago Fire (2002)
Curt Onalfo	New England Revolution (2003)
Clint Peay	D.C. United (1998-2000)
Brandon Pollard	D.C. United (1996-2000)
Damian Silvera	Dallas Burn (1996-2000)
Kyle Singer	New York/ New Jersey MetroStars (1996); Kansas City Wizards (1997)
Mike Silvinski	New England Revolution (2003-2005)
Bakary Soumare	D.C. United (1998)
Tony Tchani	Chicago Fire (2007-09); Philadelphia Union (2012-13); Chicago Fire (2013-present)
Chris Tierney	New York Red Bulls (2010-11), Toronto FC (2011), Columbus Crew (2011-present)
Scott Vermillion	New England Revolution (2008-present)
Brian West	Kansas City Wizards (1998-2000); D.C. United (2001)
Richie Williams	Columbus Crew (1998-2003)
A.J. Wood	D.C. United (1996-1998, 2002); New York/New Jersey MetroStars (2001, 2003); New York/New Jersey MetroStars (1996-1997); Columbus Crew (1997); D.C. United (1998-2001)
Lyle Yorks	D.C. United (1998)

Bold denotes currently active in MLS

MLS DRAFT/ALLOCATIONS

MLS SuperDraft

Name	Pos.	Year	Rd., Pick	Team
Eric Bird (2011-14)	M	2014	2, 41st	PHI
Hunter Jumper (2008-11)	D	2012	2, 28th	CHI
Ross LaBaux (2006-09)	M	2010	2, 23rd	COL
Tony Tchani (2008-09)	M	2010	1, 2nd	NY
Jeremy Barlow (2004-07)	M	2008	4, 56th	HOU
Bakary Soumare (2006)	D	2007	1, 2nd	CHI
Nico Colaluca (2004-06)	M	2007	1, 6th	COL
Adam Cristman (2003-06)	F	2007	4, 48th	NE
Hunter Freeman (2002-04)	D	2005	1, 7th	COL
Alecko Eskandarian (2000-02)	F	2003	1, 1st	DC
David Comfort (1999-2002)	GK	2003	3, 21st	DAL
Kenny Arena (1999-2002)	D	2003	4, 32nd	NY
Jacob LeBlanc (2000-02)	M	2003	5, 42nd	NY
Kyle Martino (2000-01)	M	2002	1, 8th	CLB
Steve Totten (1998-2001)	M	2002	3, 26th	CHI
Marshall Leonard (1998-2001)	D	2002	4, 45th	NE
Ryan Trout (1997-2000)	M	2001	4, 41st	COL
Michael Feller (1998-2000)	D	2001	6, 66th	NE

MLS Supplemental Draft

Name	Position	Year	Rd., Pick	Team
Will Bates (2009-11)	F	2013	1, 5th	SEA
Brian Ownby (2008-11)	F	2012	1, 7th	HOU
Mike Volk (2009-11)	D	2012	2, 31st	NY
Chris Tierney (2004-07)	D	2008	1, 13th	NE
Yannick Reyerling (2005-07)	F	2008	2, 22nd	DAL
Zola Short (2004-07)	D	2008	3, 38th	COL
Joe Vide (2002-04)	M	2006	1, 5th	NY
Matt Oliver (2001-04)	D	2005	1, 8th	CLB
Curt Onalfo (1987-90)*	D	1997	2, 16th	LA

MLS Homegrown Contracts

Name	Team	Year
Jordan Allen (2013)	Real Salt Lake	2014

MLS College Draft

Name	Pos.	Year	Rd., Pick	Team
Jason Moore (1997-98)	M	1999	1, 1st	DC
Matt Chulis (1995-98)	D	1999	1, 9th	CLB
Sam Franklin (1994-98)	M	1999	2, 22nd	LA
Mike Fisher (1993-96)	M	1997	1, 2nd	TB
Brandon Pollard (1992-95)	D	1996	1, 3rd	DAL

Project-40/Generation Adidas

Name	Pos.	Year
Chris Albright (1997-98)	F	1999
Michael Green (1996-98)	D	1999
Ben Olson (1995-97)	M/F	1998
Scott Vermillion (1995-97)	D	1998
Brian West (1996-97)	F	1998

Allocated Players

Name	Pos.	Year	Round	Pick	Team
Jeff Agoos (1986, 88-90)	D	1996	##	-	DC
John Harkes (1985-87)	M	1996	##	-	DC
Tony Meola (1988-89)	GK	1996	##	-	NY
Damian Silvera (1992-95)	M	1996	##	-	NY
Erik Imler (1989-92)	D	1996	3	30	DC
Brian Bates (1990-93)	D	1996	4	32	COL
Richie Williams (1988-91)	M	1996	4	40	DC
Jeff Causey (1990-93)	GK	1996	5	46	SKC
A.J. Wood (1991-94)	F	1996	5	49	NY
Curt Onalfo (1987-90)	D	1996	8	74	LA
Kris Kelderman (1987-90)	D	1996	8	80	DC
Clint Peay (1991-94)	D	1996	9	90	DC
Ben Crawley (1989-92)	F	1996	10	100	DC
Claudio Reyna (1991-93)**	M	signed in 2007			

*Redrafted

**Not part of a draft. Signed with NY Red Bulls after leaving Manchester City.

Inaugural Allocation

Total: 50 players

COACHING BY YEAR

Year	Overall W-L-T	ACC W-L-T	GF	GA	Coach	Year	Overall W-L-T	ACC W-L-T	GF	GA	Coach
1941	0-9-0		10	57	Lawrence Ludwig	1979	12-4-1	3-1-1	26	12	Bruce Arena
1942	4-2-1		15	9	Lawrence Ludwig	1980	8-9-1	2-3-1	30	30	Bruce Arena
1943-45		No Team				1981	10-6-2	2-4-0	48	20	Bruce Arena
1946	1-3-1		4	15	Lawrence Ludwig	1982	16-2-2	3-1-2	57	12	Bruce Arena
1947	2-7-2		14	21	Lawrence Ludwig	1983	16-5-0	5-1-0	61	20	Bruce Arena
1948	3-7-1		13	22	Lawrence Ludwig	1984	19-3-1	6-0-0	76	13	Bruce Arena
1949	5-5-0		19	18	Lawrence Ludwig	1985	15-4-1	4-1-1	50	13	Bruce Arena
1950	4-5-1		26	23	Lawrence Ludwig	1986	17-2-2	6-0-0	51	10	Bruce Arena
1951	1-5-2		16	21	Hugh Moomaw	1987	17-3-2	5-0-1	40	10	Bruce Arena
1952	5-2-2		23	14	Hugh Moomaw	1988	18-1-3	5-0-1	42	9	Bruce Arena
1953	4-4-1		22	13	Hugh Moomaw	1989	21-2-2	5-0-1	65	13	Bruce Arena
1954	2-4-2	1-1-2	12	19	Wilson Fewster	1990	12-6-6	3-2-1	43	18	Bruce Arena
1955	3-5-2	1-2-1	14	18	Robert Sandell	1991	19-1-2	5-1-0	55	21	Bruce Arena
1956	6-3-0	3-1-0	27	13	Robert Sandell	1992	21-2-1	5-1-0	70	20	Bruce Arena
1957	5-2-1	2-1-1	21	11	Robert Sandell	1993	22-3-0	4-2-0	66	18	Bruce Arena
1958	5-4-0	1-3-0	36	23	Eugene Corrigan	1994	22-3-1	4-2-0	86	35	Bruce Arena
1959	3-4-2	2-2-0	16	18	Eugene Corrigan	1995	21-1-2	4-0-2	83	29	Bruce Arena
1960	3-7-0	1-3-0	13	29	Eugene Corrigan	1996	16-3-3	4-0-2	65	20	George Gelnovatch
1961	9-3-0	1-3-0	48	22	Eugene Corrigan	1997	19-4-3	3-1-2	61	24	George Gelnovatch
1962	5-4-1	1-3-0	31	20	Eugene Corrigan	1998	16-4-3	4-1-1	50	21	George Gelnovatch
1963	7-2-1	2-1-1	25	22	Eugene Corrigan	1999	14-9-1	1-4-1	44	29	George Gelnovatch
1964	4-5-2	0-4-0	18	19	Eugene Corrigan	2000	17-6-1	5-1-0	62	29	George Gelnovatch
1965	3-6-1	2-2-0	13	13	Eugene Corrigan	2001	17-2-1	6-0-0	42	12	George Gelnovatch
1966	0-10-0	0-4-0	11	39	Gordon Burris	2002	15-7-0	3-3-0	55	27	George Gelnovatch
1967	3-9-0	0-4-0	22	32	Gordon Burris	2003	11-10-2	3-3-0	29	29	George Gelnovatch
1968	4-5-1	1-3-1	22	22	Gordon Burris	2004	18-5-1	4-3-0	50	24	George Gelnovatch
1969	9-1-2	4-0-1	24	10	Gordon Burris	2005	12-5-3	6-2-0	37	25	George Gelnovatch
1970	8-2-1	3-1-0	33	11	Gordon Burris	2006	17-4-1	5-3-0	40	21	George Gelnovatch
1971	7-5-1	1-3-1	36	14	Jim Stephens	2007	12-8-2	1-5-2	44	29	George Gelnovatch
1972	8-3-3	1-2-2	30	13	Jim Stephens	2008	11-9-1	4-4-0	39	29	George Gelnovatch
1973	6-7-0	1-4-0	24	27	Jim Stephens	2009	19-3-3	4-3-1	37	8	George Gelnovatch
1974	5-4-3	3-2-0	23	19	Larry Gross	2010	11-6-3	2-4-2	36	16	George Gelnovatch
1975	5-8-0	0-5-0	21	26	Larry Gross	2011	12-8-1	4-3-1	40	27	George Gelnovatch
1976	8-6-2	2-2-1	40	23	Larry Gross	2012	10-7-4	3-4-1	29	25	George Gelnovatch
1977	12-6-1	2-3-0	45	19	Larry Gross	2013	13-6-5	4-3-4	45	25	George Gelnovatch
1978	9-2-2	3-2-0	29	10	Bruce Arena	2014	14-6-3	3-3-2	27	17	George Gelnovatch
Total						728-334-110	178-130-41	2577	1445	10 Coaches	

THE VIRGINIA COACHING LINE



ROBERT SANDELL



EUGENE CORRIGAN



GORDON BURRIS



JIM STEPHENS



LARRY GROSS



BRUCE ARENA

Coach	Yrs.	OVERALL				ACC			
		W	L	T	Pct.	W	L	T	Pct.
Lawrence Ludwig (1941-50)	7	19	38	6	.349	0	0	0	—
Hugh Moomaw (1951-53)	3	10	11	5	.481	0	0	0	—
Wilson Fewster (1954)	1	2	4	2	.375	1	1	2	.500
Robert Sandell (1955-57)	3	14	10	3	.574	6	4	2	.583
Eugene Corrigan (1958-65)	8	39	35	7	.525	10	21	1	.328
Gordon Burris (1966-70)	5	24	27	4	.473	8	12	2	.409
Jim Stephens (1971-73)	3	21	15	4	.575	3	9	3	.300
Larry Gross (1974-77)	4	30	24	6	.550	7	12	1	.375
Bruce Arena (1978-95)	18	295	59	31	.806	74	21	11	.750
George Gelnovatch (1996-present)	19	274	112	41	.690	69	50	19	.569

ALL-TIME RECORDS

ACC Opponent	W-L-T	Pct.	UVa	Opp	First Game	Last Game
Boston College	5-4-2	.545	16	14	1995	2013
Clemson	27-24-5	.527	72	86	1968	2014
Duke	40-36-9	.524	156	140	1946	2014
Louisville	0-1-0	.000	1	2	2013	2013
North Carolina	34-39-9	.470	120	115	1946	2014
North Carolina State	46-17-8	.704	172	88	1949	2013
Notre Dame	5-1-2	.750	16	9	1985	2014
Pittsburgh	4-0-0	1.000	13	0	1982	2014
Syracuse	1-1-0	.500	2	1	2013	2014
Virginia Tech	38-4-3	.878	139	36	1960	2014
Wake Forest	36-11-7	.731	94	88	1980	2014

Opponent	W-L-T	Pct.	UVa	Opp	First Game	Last Game
Adelphi	2-1-0	.667	3	0	1976	1998
Akron	2-2-0	.500	6	4	1980	2009
Alabama A&M	3-0-0	1.000	18	1	1982	2010
Alumni	2-0-0	1.000	9	1	1977	1978
American	17-3-0	.850	48	18	1979	2011
Appalachian State	2-0-0	1.000	11	2	1986	1999
Army	1-0-0	1.000	4	0	1990	1990
Averett	1-0-0	1.000	3	0	1983	1983
Baltimore	2-4-1	.357	7	12	1947	1980
Boston University	1-1-0	.500	3	3	1987	1994
Bridgewater	0-2-0	.000	0	2	1942	1942
Brown	2-1-0	.667	7	4	1993	1999
Bucknell	2-0-0	1.000	9	0	2006	2009
Buffalo	1-0-0	1.000	5	1	1998	1998
California	2-1-0	.667	4	5	1983	2012
UCLA	3-7-1	.318	7	19	1984	2014
UC Riverside	1-0-0	1.000	2	0	2005	2005
UC Santa Barbara	2-0-1	.833	3	0	1985	2006
Cal State Fullerton	1-0-2	.667	5	4	1996	1999
Campbell	2-0-0	1.000	6	2	2007	2010
Catawba	1-0-0	1.000	6	0	1987	1987
Central Connecticut	2-0-0	1.000	8	0	1997	2008
Charleston	1-0-0	1.000	6	0	1989	1989
Charlotte	2-1-0	.667	5	2	1989	2011
Cherry Point Marines	0-0-1	.500	2	2	1952	1952
Cincinnati	2-0-0	1.000	2	0	2004	2011
Coastal Carolina	1-0-0	1.000	3	2	1987	1987
Columbia	1-0-0	1.000	5	0	2007	2007
Connecticut	2-2-0	.500	7	8	1980	2013
Cornell	4-0-0	1.000	12	0	1979	1996
Creighton	1-2-1	.375	7	11	1991	2003
Dartmouth	2-0-0	1.000	5	0	1992	1994
Davidson	8-3-0	.727	36	17	1941	2014
Davis & Elkins	2-0-0	1.000	5	1	1980	1986
Delaware	0-1-0	.000	0	1	2011	2011
Drexel	1-0-0	1.000	2	0	2012	2012
East Carolina	1-0-0	1.000	2	0	2001	2001
Eastern Mennonite	1-3-0	.250	12	13	1966	1968
Elon	1-0-0	1.000	3	1	2000	2000
Fairfield	0-0-1	.500	2	2	2000	2000
Fairleigh Dickinson	3-0-1	.875	6	3	1984	1998
Florida Atlantic	1-0-0	1.000	4	2	2007	2007
Florida International	1-0-1	.750	4	2	1993	1997
Fort Bragg	1-0-0	1.000	3	1	1961	1961
Fort Lee	1-0-0	1.000	6	4	1960	1960
Frostburg State	2-3-1	.417	10	17	1947	1956
George Mason	18-8-3	.672	48	32	1972	2014
George Washington	4-0-0	1.000	18	2	1982	2009
Georgetown	8-2-2	.750	39	13	1957	2014
Gonzaga	0-1-0	.000	2	3	1999	1999
Guilford	1-0-0	1.000	3	0	1979	1979
Hampden-Sydney	11-0-0	1.000	42	7	1970	1980
Hartford	1-0-0	1.000	2	1	1991	1991
Hartwick	2-0-0	1.000	9	0	1995	2002
High Point	1-3-1	.300	6	18	1941	2012
Hofstra	1-0-0	1.000	4	2	2008	2008
Howard	2-1-0	.667	7	3	1988	2009
Illinois State	1-0-0	1.000	2	0	1988	1988
Indiana	2-4-1	.357	6	9	1984	2000
Jacksonville	1-0-0	1.000	7	1	2000	2000
James Madison	16-4-2	.773	45	16	1976	2010
Johns Hopkins	1-1-0	.500	2	4	1941	1942
Kentucky	1-0-0	1.000	3	2	2002	2002
Lafayette	1-0-0	1.000	1	0	2012	2012
Lehigh	2-0-0	1.000	7	1	1998	2000
Liberty	18-1-1	.925	51	15	1986	2011

Opponent	W-L-T	Pct.	UVa	Opp	First Game	Last Game
Long Island	2-1-0	.667	5	4	1983	2004
Longwood	6-0-1	.929	18	3	1984	2010
Loyola (Md.)	3-4-0	.429	10	17	1941	1993
Lynchburg	10-11-3	.479	38	40	1955	1982
Manhattan	1-0-0	1.000	4	1	2004	2004
Marist	1-0-0	1.000	2	0	2010	2010
Marquette	2-0-0	1.000	5	1	1981	2013
Marshall	5-0-0	1.000	16	1	1996	2004
Maryland	29-40-9	.429	104	162	1941	2013
Mercer	2-0-0	1.000	6	1	2001	2007
Monmouth	0-0-1	.000	2	2	2005	2005
Mount St. Mary's	8-0-0	1.000	24	1	1991	2012
Navy	4-10-0	.286	20	42	1941	2011
Nevada-Las Vegas	1-1-1	.500	6	4	1986	1995
New Mexico	0-1-1	.250	2	4	2004	2012
Northeastern	1-0-0	1.000	4	1	2000	2000
UNC Greensboro	4-1-0	.800	13	3	1984	2013
UNC Wilmington	2-0-0	1.000	7	1	1983	2014
Ohio State	3-0-0	1.000	6	1	1984	1999
Old Dominion	16-6-2	.708	58	23	1971	2014
Oneonta State	1-0-0	1.000	1	0	1987	1987
Penn State	2-1-0	.750	10	5	1992	2002
Pennsylvania	2-0-0	1.000	5	0	1989	1992
Pfeiffer	0-1-0	.000	2	3	1977	1977
Philadelphia Textile	1-0-0	1.000	4	1	1989	1989
Portland	2-0-0	1.000	4	0	2009	2009
Princeton	6-1-0	.857	14	4	1986	1999
Providence	2-0-0	1.000	6	0	2000	2013
Radford	11-0-0	1.000	45	5	1982	2014
Randolph-Macon	11-7-2	.600	44	30	1958	1983
Rhode Island	2-0-0	1.000	4	2	1995	2002
Richmond	15-1-1	.912	68	9	1976	2011
Rider	1-0-0	1.000	3	0	1998	1998
Roanoke	12-5-2	.684	50	20	1947	1971
Robert Morris	1-0-0	1.000	3	0	1995	1995
Rollins	0-1-0	.000	2	3	1976	1976
Rutgers	5-0-0	1.000	12	3	1986	1994
Saint Louis	3-2-2	.571	13	11	1987	2004
Saint Peter's	1-0-0	1.000	3	1	2007	2007
St. Francis (Pa.)	1-0-0	1.000	2	1	2006	2006
St. Francis (N.Y.)	2-0-0	1.000	5	2	2004	2005
St. John's	6-1-0	.857	14	2	1994	2013
St. Mary's (Calif.)	1-0-0	1.000	3	2	1995	1995
St. Mary's (Md.)	1-0-0	1.000	3	1	1978	1978
San Diego	2-0-0	1.000	3	0	1992	1998
San Francisco	3-1-0	.750	9	5	1983	1995
Santa Clara	0-0-2	.500	1	1	1989	1991
Seton Hall	4-2-0	.667	13	8	1992	2003
South Carolina	3-1-1	.700	6	3	1989	2000
South Florida	2-0-1	1.000	10	8	1985	2005
SMU	0-3-0	.000	2	9	1987	2008
Stanford	1-1-0	.500	2	4	1989	1998
Tampa	1-0-0	1.000	1	0	1985	1985
Temple	2-0-0	1.000	10	0	2001	2002
Towson	5-4-1	.550	14	10	1941	1992
Tulsa	1-1-0	.500	2	1	2007	2014
UAB	2-0-0	1.000	4	2	2010	2014
UMBC	5-0-0	1.000	12	3	1988	2014
VCU	23-2-1	.904	98	14	1948	2014
VMI	18-0-0	1.000	101	8	1957	1996
Virginia Wesleyan	2-0-1	.833	11	1	1972	1974
Washington	1-0-0	1.000	2	1	2009	2009
Washington College	0-0-1	.500	3	3	1953	1953
Washington & Lee	20-13-5	.592	97	57	1947	1981
West Virginia	5-3-0	.625	15	7	1980	2011
William & Mary	14-8-4	.615	41	28	1968	2003
Wisconsin	2-0-0	1.000	7	2	1993	2011
Wright State	1-0-0	1.000	3	2	2012	2012
Xavier	0-0-1	.500	1	1	2012	2012
Yale	1-0-0	1.000	2	0	1991	1991
OVERALL	728-334-110	.668	2577	1445		

ACC RECORD: 178-130-38 (.571)
 ALL GAMES vs. ACC SCHOOLS: 225-175-52 (.556)
 ALL GAMES vs. IN-STATE: 260-74-31 (.755)
 HISTORY BREAKDOWN: 71 seasons: 51 winning, 18 losing, 2 even.
 * Includes games against Richmond Professional Institute prior to 1968.
 Bold denotes 2015 regular-season opponents

ACC TOURNAMENT HISTORY



Jeremy Barlow
2004 ACC Tournament MVP

15 ACC CHAMPIONSHIPS

1969	1993
1970	1994
1983	1995
1984	1997
1986	2003
1988	2004
1991	2009
1992	

Year	Opponent	Score	Site	Round	UVa Scorers
1987	North Carolina	L, 0-3	N1	SF	none
1988	N.C. State (2ot)	T, 0-0	N2	SF	none ¹
	North Carolina	W, 2-1	N2	F	Fallon, Yorks
1989	Duke	L, 0-1	A	SF	none
1990	North Carolina	W, 3-0	N1	QF	Brannan, Crawley, Kelderman
	Wake Forest (2ot)	T, 0-0	N1	SF	none ¹
	N.C. State	L, 1-2	N1	F	Crawley
1991	North Carolina	W, 1-0	A	SF	Bates
	Wake Forest	W, 3-1	N3	F	Reyna, Champ, Crawley
1992	North Carolina	W, 2-0	A	SF	Silvera, Friends
	Clemson	W, 4-2	N3	F	own goal, Bates, Imler, Friends
1993	Wake Forest	W, 4-0	N3	QF	Friends 2, Fisher, Wood
	Duke	W, 1-0	N3	SF	Bates
	Clemson	W, 2-1	N3	F	Reyna, Friends
1994	Wake Forest	W, 2-0	N2	QF	Friends, Wood
	Clemson (2ot)	T, 2-2	A	SF	Friends, Silvera No.
	Duke	W, 1-0	N2	F	Fisher
1995	Duke	W, 4-1	A	SF	Feary, Shapowal, Walsh, Prisco
	Clemson	W, 1-0	N1	F	Walsh
1996	Duke (2ot)	W, 3-2	H	SF	Walsh 2, Leonard
	Maryland	L, 0-2	H	F	none
1997	North Carolina	W, 4-0	N4	QF	Leonard, Olsen, West, Albright
	Wake Forest	W, 2-1	N4	SF	Albright, Olsen
	Maryland	W, 2-0	N4	F	Olsen 2
1998	N.C. State (ot)	W, 4-0	N5	QF	Green, Albright, Trout, Bush
	Duke (ot)	L, 1-3	N5	SF	Bush
1999	Maryland	W, 2-0	N5	QF	Trout, Barnes
	Wake Forest	W, 2-1	N5	SF	Trout 2
	Duke (3ot)	L, 2-1	N5	F	Martino
2000	N.C. State	W, 1-0	N5	QF	own goal
	Duke	W, 3-0	N5	SF	Cole, Gibbs 2
	North Carolina (ot)	L, 1-0	N5	F	none
2001	Wake Forest (ot)	W, 1-0	N2	SF	Martino
	Clemson	L, 1-0	N2	F	none
2002	Duke	W, 4-1	N6	QF	Kelly, Gibbs, Eskandarian 2
	Wake Forest	W, 1-0	N6	SF	own goal
	Maryland	L, 3-0	N6	F	none
2003	Clemson	T, 0-0	N6	QF	none ²
	Wake Forest	W, 1-0	N6	SF	own goal
	Maryland	T, 1-1	N6	F	Hartman ³
2004	Duke	W, 3-1	N6	QF	Hartman, Freeman, Littlefield
	Wake Forest	W, 2-1	N6	SF	Cristman, Littlefield
	Maryland	W, 2-1	N6	F	Cristman, Barlow
2005	Clemson	L, 4-1	N6	QF	Reyering
2006	Clemson	W, 2-0	N7	QF	Reyering, Cristman
	Wake Forest (2ot)	T, 0-0	N7	SF	none ⁴
2007	NC State	W, 4-1	N6	1st	Tierney 2, Villanueva, Mitchell
	Boston College	L, 0-1	N6	QF	none
2008	Duke	W, 4-2	N6	QF	Pool 2, Ownby 2
	Wake Forest	W, 3-2	N6	SF	Villanueva, Neinken, Poole
	Maryland	L, 0-1	N6	F	none
2009	Maryland	W, 1-0	N6	QF	Tchani
	Wake Forest	T, 0-0	N6	SF	none ⁵
	NC State	W, 1-0	N6	F	Bates
2010	Wake Forest	W, 1-0	N6	QF	Jumper
	Maryland	L, 0-2	N6	SF	none
2011	Wake Forest (2ot)	W, 4-3	H	QF	Jumper, Ownby, Span 2
	North Carolina (ot)	L, 0-1	N6	SF	none
2012	Wake Forest (2ot)	T, 2-2	A	QF	Carroll, Bird
	North Carolina (2ot)	T, 0-0	N7	SF	none ⁶
2013	Wake Forest (ot)	W, 1-0	A	QF	Wharton
	Notre Dame (2ot)	T, 3-3	N7	SF	Wharton, Salandy-Defour, Corriveau ⁷
	Maryland	L, 0-1	N7	F	none
2014	Virginia Tech	W, 1-0	H	1st	Wharton
	Notre Dame	L, 0-3	A	QF	none

All-Time ACC Tournament Record: 39-16-10

¹ Virginia advanced with a 4-2 margin in the penalty kick shootout.

² Virginia advanced with a 3-1 margin in the penalty kick shootout.

³ Virginia claimed the ACC title after nine rounds in the penalty kick shootout.

⁴ Wake Forest advanced with a 4-3 margin in the penalty kick shootout.

⁵ Virginia advanced with a 5-4 margin in the penalty kick shootout.

⁶ UNC advanced with a 4-3 margin in the penalty kick shootout.

⁷ Virginia advanced with a 4-3 margin in the penalty kick shootout.

Key to neutral sites: N1—Durham, N.C.; N2—Clemson, S.C.; N3—Chapel Hill, N.C.;

N4—Kissimmee, Fla.; N5—Winston-Salem, N.C.; N6—Cary, N.C.; N7—Germantown, Md.

NCAA TOURNAMENT HISTORY

7 NCAA CHAMPIONSHIPS

1989
1991
1992
1993
1994
2009
2014

NCAA CHAMPIONSHIPS

1. Saint Louis, 10
2. Indiana, 8
3. VIRGINIA, 7
4. UCLA, 4
San Francisco, 4

NCAA TOURNAMENT APPEARANCES

1. Saint Louis, 48
2. UCLA, 42
3. Indiana, 39
4. VIRGINIA, 36
5. Connecticut, 34

NCAA COLLEGE CUP APPEARANCES

1. Indiana, 18
2. Saint Louis, 16
3. UCLA, 14
4. Maryland, 13
5. VIRGINIA, 12

NCAA COLLEGE CUP APPEARANCES

1983	1993	2006
1989	1994	2009
1991	1995	2013
1992	1997	2014

Year	Opponent	Score	Site	Round	UVA Scorers	Year	Opponent	Score	Site	Round	UVA Scorers
1969	Maryland	L, 0-5	A	1st	none	2000	Lehigh	W, 5-0	H	1st	Kelly 2, Eskandarian, Totten, Solomon
1979	American	L, 0-1	H	2nd	none		St. John's	W, 2-1	H	2nd	Gibbs, Totten
1981	West Virginia	L, 1-2	H	2nd	Brillhart		Creighton	L, 3-0	H	QF	none
1982	George Mason	L, 0-1	H	2nd	none	2001	Seton Hall	L, 1-0	H	2nd	none
1983	William & Mary	W, 2-1	H	2nd	Gaffney, Gelnovatch	2002	William & Mary (2ot)	L, 1-1	H	2nd	Eskandarian
	San Francisco	W, 3-2	H	QF	Gaffney 2, Salladin	2003	Seton Hall	W, 2-0	H	1st	Cristman, Holder
	Indiana	L, 1-3	A	SF	Gaffney		Wake Forest	W, 2-0	A	2nd	Cristman, Littlefield
1984	American (2ot)	W, 1-0	H	2nd	none *		Creighton	L, 3-1	H	3rd	Cristman
	Clemson	L, 0-1	H	QF	none	2004	American	W, 2-1	H	2nd	Freeman, Hall
1985	George Mason	L, 0-1	H	1st	none		New Mexico +	T, 1-1	H	3rd	Barlow
1986	Loyola (Md.)	L, 0-1	H	1st	none		Duke	L, 3-0	H	QF	none
1987	George Mason	W, 2-0	H	1st	Del Carmen, Platenberg	2005	USF ^	T, 4-4	H	2nd	Murphy 2, Vide, Reyering
	Loyola (Md.)	L, 0-1	A	2nd	none		North Carolina	L, 2-1	A	3rd	Reyering
1988	FDU	W, 1-0	H	2nd	Fallon	2006	Bucknell	W, 4-0	H	2nd	Cristman, Colaluca, Holder, Villanueva
	Howard (2ot)	L, 2-3	H	QF	Fallon, J. Agoos		California	W, 2-1	H	3rd	Reyering 2
1989	Phila. Textile	W, 4-1	H	2nd	Yorks 3, Kelderman		Notre Dame	W, 3-2	H	QF	Cristman 2, Reyering
	South Carolina (2ot)	W, 1-0	H	QF	Kelderman	2007	UCLA	L, 4-0	N5	SF	none
	Rutgers	W, 3-0	A	SF	Maessner 2, Kunihiro		St. Peter's	W, 3-1	H	1st	Tierney, LaBauex, J. Barlow
	Santa Clara (4ot)	T, 1-1	N1	F	Fallon ~		West Virginia	L, 0-1	A	2nd	none
1990	Richmond	W, 1-0	H	1st	Fallon ~	2008	Connecticut	L, 2-0	H	2nd	none
	North Carolina	W, 3-1	H	2nd	Crawley	2009	Bucknell	W, 5-0	H	2nd	Bates 3, Jumper, Tchani
	N.C. State (2ot)	L, 1-2	A	QF	Kunihiro, Yorks, Kelderman		Portland	W, 1-0	H	3rd	Dimas
1991	Hartford (4ot)	W, 2-1	H	2nd	J. Agoos %		Maryland	W, 3-0	H	QF	Barlow, Bates, Evans
	Yale	W, 2-0	H	2nd	Reyna, Wood		Wake Forest (ot)	W, 2-1	N6	SF	Tchani, Ownby
	Saint Louis (3ot)	W, 3-2	N2	SF	Crawley, Reyna	2010	Akron (2ot)	W, 0-0	N6	F	none ()
	Santa Clara (4ot)	T, 0-0	N2	F	Crawley 2, Wood		Old Dominion	L, 0-1	H	1st	none
1992	Penn State	W, 4-1	H	2nd	Reyna 2, Bates, own goal	2011	Delaware (2ot)	L, 0-1	H	1st	none
	Dartmouth	W, 3-0	H	QF	Wood 2, Brannan	2012	Lafayette	W, 1-0	H	1st	Bates
	Duke	W, 3-0	N3	SF	Crawley, Wood, Bates		New Mexico	L, 1-3	A	2nd	Brown
	San Diego	W, 2-0	N3	F	Friends, Imler	2013	St. John's	W, 2-0	H	2nd	Zinkhan, Bird
1993	William & Mary	W, 2-1	H	1st	Fisher, Reid		Marquette	W, 3-1	H	3rd	Thomsen, Madison, Wharton
	Loyola (Md.)	W, 2-1	H	2nd	Wood, Reyna		Connecticut	W, 2-1	H	QF	Zinkhan, Allen
	Wisconsin	W, 3-0	H	QF	Wood 2, Peay		Maryland	L, 1-2	N7	SF	Wharton
	Princeton	W, 3-1	N3	SF	Friends 3	2014	UNC Wilmington	W, 3-1	H	2nd	Hayward, Rozhansky, McCord
	South Carolina	W, 2-0	N3	F	Friends 2		Notre Dame (1)	W, 1-0	A	3rd	Corriveau
1994	UNC Greensboro	W, 3-0	H	1st	Fitzmaurice, Nix, Fisher		Georgetown (2ot) (8)	T, 1-1	A	QF	Wharton
	Maryland	W, 2-1	H	2nd	Wood, Friends		UMBC	W, 1-0	N6	SF	Madison
	James Madison	W, 4-1	H	QF	Wood 3, Friends		UCLA (2ot) (2)	W, 0-0	N6	F	none !
	Rutgers	W, 2-1	N3	SF	Silvera, Walsh						
	Indiana	W, 1-0	N3	F	Wood						
1995	Rhode Island	W, 2-1	H	1st	Walsh, Fisher						
	Hartwick	W, 4-0	H	2nd	Shapoval 2, Fisher 2						
	Brown	W, 4-1	H	QF	Fisher 2, Feary, Walsh						
	Duke	L, 2-3	N4	SF	Feary, Leonard						
1996	George Mason	L, 0-1	H	1st	none						
1997	Howard	W, 3-0	H	1st	Olsen, Albright, Leonard						
	Georgetown	W, 5-1	H	2nd	Olsen 2, Leonard, Trout, O'Donnel						
	American (2ot)	W, 2-1	H	QF	West, Albright						
	Saint Louis	W, 3-1	N4	SF	Olsen 2, West						
	UCLA	L, 0-2	N4	F	none						
1998	Rider	W, 3-0	H	1st	Trout, Barnes, Albright						
	South Carolina	W, 1-0	H	2nd	Barnes						
	Stanford	L, 0-3	H	QF	none						
1999	Princeton (3ot)	W, 2-1	H	1st	Martino, O'Donnell						
	Brown	W, 3-1	H	2nd	Gibbs, Martino, Barnes						
	UCLA	L, 2-0	H	QF	none						

All-Time NCAA Tournament Record: 60-29-5 (H: 45-18-2; A: 3-7-1; N: 12-4-2)

* Game was a 0-0 tie, but Virginia was awarded a 1-0 victory after winning 4-2 in the penalty kick shootout.
 ~ Virginia and Santa Clara declared co-national champions.
 % Game was a 1-1 tie, but N.C. State was awarded a 2-1 victory after winning 7-6 in the penalty kick shootout.
 \$ UVA declared national champion after winning 3-1 in the penalty kick shootout.
 ∞ Game resulted in a loss for Virginia because in 2002, a tie in the NCAA Tournament was to result in a win for the team that advanced on penalty kicks and a loss for the team that did not advance after penalty kicks.
 + UVA advanced to the quarterfinals after winning the penalty kick shootout, 6-5.
 ^ UVA advanced to the third round after winning the penalty kick shootout, 7-6.
 () Game was a 0-0 tie, but Virginia was awarded the victory after winning 3-2 in the penalty kick shootout.
 ! Game was a 0-0 tie, but Virginia was awarded the victory after winning 4-2 in the penalty kick shootout.
 Key to neutral sites: N1—New Brunswick, N.J.; N2—Tampa, Fla.; N3—Davidson, N.C.; N4—Richmond, Va.; N5—St. Louis, Mo.; N6—Cary, N.C.; N7—Chester, Pa.

ALL-TIME RESULTS

1941 (0-9)

Sept. 27	Towson State	A	L, 1-3
Oct. 4	Navy	A	L, 0-11
Oct. 8	Maryland	A	L, 0-12
Oct. 18	Loyola, Md.	H	L, 3-7
Oct. 24	High Point	A	L, 0-9
Oct. 25	Davidson	A	L, 4-6
Oct. 31	Davidson	H	L, 1-3
Nov. 4	High Point	H	L, 1-3
Nov. 7	Johns Hopkins	A	L, 0-3

1942 (4-2-1)

Oct. 17	Davidson	H	W, 5-1
Oct. 23	Bridgewater	A	L, 0-1
Oct. 30	Davidson	A	W, 2-0
Oct. 31	High Point	A	T, 3-3
Nov. 7	Loyola, Md.	A	W, 3-2
Nov. 13	Bridgewater	H	L, 0-1
Nov. 20	Johns Hopkins	A	W, 2-1 (ot)

1946 (1-3-1)

Oct. 19	North Carolina	A	L, 0-3
Oct. 25	Duke	A	L, 0-6
Nov. 1	Loyola, Md.	A	L, 0-4
Nov. 8	North Carolina	H	W, 3-1
Nov. 13	Duke	H	T, 1-1

1947 (2-7-2)

Oct. 10	Duke	A	T, 3-3
Oct. 17	Roanoke	N1	W, 5-1
Oct. 23	Washington & Lee	HT, 1-1 (2 ot)	
Oct. 25	Maryland	H	L, 0-3
Oct. 31	North Carolina	H	L, 0-1
Nov. 5	Washington & Lee	A	L, 0-2
Nov. 8	Frostburg Teachers	H	L, 2-3
Nov. 13	Duke	H	L, 1-2
Nov. 17	Baltimore	A	L, 0-2
Nov. 21	North Carolina	A	L, 0-2
Nov. 26	Loyola, Md.	H	W, 2-1

1948 (3-7-1)

Oct. 1	Washington & Lee	H	L, 0-1
Oct. 8	Roanoke	A	W, 4-1
Oct. 11	Washington & Lee	A	L, 1-2
Oct. 16	Baltimore	HT, 0-0 (2 ot)	
Oct. 22	North Carolina	A	L, 0-3
Oct. 27	High Point	H	L, 0-2
Nov. 8	Frostburg Teachers	A	L, 0-5
Nov. 10	Roanoke	H	W, 1-0
Nov. 12	Duke	H	L, 1-3
Nov. 17	Maryland	A	L, 0-5
Nov. 22	Richmond Profes. Inst.	A	W, 6-0

1949 (5-5)

Sept. 30	Duke	A	L, 0-2
Oct. 6	Washington & Lee	H	W, 3-1
Oct. 10	Richmond Profes. Inst.	A	W, 9-0
Oct. 14	Maryland	H	L, 1-10
Oct. 22	Richmond Profes. Inst.	H	W, 3-1
Oct. 24	Roanoke	A	L, 0-1
Oct. 28	North Carolina	H	L, 0-1
Nov. 3	Washington & Lee	A	W, 1-0
Nov. 12	Frostburg Teachers	H	W, 1-0
Nov. 21	N.C. State	A	L, 1-2

1950 (4-5-1)

Oct. 6	Frostburg Teachers	H	L, 1-6
Oct. 9	Roanoke	H	W, 3-0
Oct. 12	Washington & Lee	H	T, 1-1
Oct. 20	Maryland	A	L, 1-3
Oct. 25	N.C. State	H	W, 5-4
Oct. 27	North Carolina	A	L, 1-2
Nov. 2	Richmond Profes. Inst.	H	W, 7-0
Nov. 10	Duke	H	L, 2-3
Nov. 15	Washington & Lee	A	L, 2-3
Nov. 20	Richmond Profes. Inst.	A	W, 3-1

1951 (1-5-2)

Oct. 9	Duke	A	L, 2-5
Oct. 12	Roanoke	A	W, 8-3
Oct. 18	Washington & Lee	A	L, 1-2
Oct. 25	North Carolina	H	L, 1-2 (ot)
Nov. 1	Towson State	A	L, 0-2
Nov. 3	Frostburg Teachers	H	T, 2-2
Nov. 8	N.C. State	A T, 1-1 (2 ot)	
Nov. 15	Washington & Lee	H	L, 1-4

1952 (5-2-2)

Oct. 3	Roanoke	A	W, 7-0
Oct. 7	Washington & Lee	H	W, 2-0
Oct. 17	Duke	H	L, 0-4
Oct. 22	North Carolina	A	L, 2-3
Oct. 25	Towson State	H	T, 0-0
Oct. 29	Roanoke	A	W, 2-1 (ot)
Nov. 7	N.C. State	H	W, 3-1
Nov. 14	Washington & Lee	A	W, 5-3
Nov. 19	Cherry Point Marines	H	T, 2-2

1953 (4-4-1)

Oct. 2	Roanoke	H	L, 0-1
Oct. 9	Washington College	HT, 3-3 (2 ot)	
Oct. 15	Washington & Lee	A	W, 5-0
Oct. 23	North Carolina	H	L, 2-3
Oct. 27	Roanoke	H	L, 1-2
Oct. 29	Towson State	A	W, 2-1
Nov. 6	N.C. State	A	L, 1-2
Nov. 11	Washington & Lee	H	W, 6-1
Nov. 18	Duke	A	W, 2-0

1954 (2-4-2, 1-1-2 ACC)

Oct. 1	Roanoke	H	W, 2-0
Oct. 9	Duke	H	W, 4-0
Oct. 13	Towson State	H	L, 2-3
Oct. 25	Washington & Lee	A	L, 1-3
Nov. 8	N.C. State	A T, 1-1 (2 ot)	
Nov. 9	North Carolina	A T, 1-1 (2 ot)	
Nov. 12	Washington & Lee	H	L, 1-4
Nov. 19	Maryland	H	L, 0-7

1955 (3-5-2, 1-2-1 ACC)

Sept. 28	Lynchburg	H	W, 3-1
Oct. 4	Roanoke	A	W, 2-0
Oct. 17	North Carolina	HT, 1-1 (2 ot)	
Oct. 25	Washington & Lee	HT, 3-3 (2 ot)	
Oct. 28	Duke	A	L, 1-3
Nov. 4	Baltimore	A	L, 0-3
Nov. 9	Towson State	A	L, 0-1
Nov. 12	N.C. State	H	W, 3-1
Nov. 18	Maryland	A	L, 0-3
Nov. 22	Washington & Lee	A	L, 1-2

1956 (6-3, 3-1 ACC)

Oct. 2	Lynchburg	A	W, 7-1
Oct. 9	Washington & Lee	A	W, 4-1
Oct. 20	Navy	H	L, 1-3
Oct. 26	Duke	H	W, 2-0
Oct. 30	Frostburg Teachers	H	W, 4-1
Nov. 2	Baltimore	A	L, 3-4
Nov. 7	N.C. State	A	W, 4-1
Nov. 8	North Carolina	A	W, 2-0
Nov. 13	Maryland	H	L, 0-2

1957 (5-2-1, 2-1-1 ACC)

Oct. 1	Lynchburg	H	L, 1-3
Oct. 9	VMI	H	W, 8-2
Oct. 18	Duke	A	W, 1-0
Oct. 25	Maryland	A	L, 0-2
Nov. 2	N.C. State	H	W, 2-0
Nov. 9	Georgetown	H	W, 3-0
Nov. 13	North Carolina	H	T, 4-4 (ot)
Nov. 18	Washington & Lee	H	W, 2-0

1958 (5-4, 1-3 ACC)

Oct. 1	Lynchburg	A	L, 3-4 (ot)
Oct. 10	VMI	H	W, 5-4
Oct. 14	Randolph-Macon	H	W, 8-1
Oct. 17	North Carolina	A	L, 2-3
Oct. 18	N.C. State	A	L, 3-4
Oct. 24	Duke	H	W, 7-3
Oct. 28	Maryland	H	L, 1-2
Oct. 31	Georgetown	H	W, 5-2
Nov. 13	Washington & Lee	A	W, 2-0

1959 (3-4-2, 2-2 ACC)

Oct. 2	Lynchburg	H	L, 2-4
Oct. 16	North Carolina	H	L, 2-3
Oct. 19	N.C. State	H	W, 2-1
Oct. 21	Navy	A	L, 1-2 (ot)
Oct. 30	Maryland	A	L, 1-5
Oct. 31	Georgetown	A T, 1-1 (2 ot)	
Nov. 6	VMI	H	W, 4-0
Nov. 13	Duke	A	W, 3-2
Nov. 17	Washington & Lee	H	T, 0-0 (ot)

1960 (3-7, 1-3 ACC)

Oct. 1	Lynchburg	A	L, 1-2
Oct. 7	Maryland	H	L, 1-4 (ot)
Oct. 14	North Carolina	A	L, 0-3
Oct. 20	Fort Lee	A	W, 6-4
Oct. 28	Duke	H	L, 0-4
Nov. 5	N.C. State	A	W, 2-1
Nov. 9	Washington & Lee	A	L, 0-4
Nov. 11	Georgetown	H	L, 1-2
Nov. 18	Virginia Tech	N2	W, 2-1
Nov. 19	Lynchburg	A2	L, 0-4

1961 (9-3, 1-3 ACC)

Oct. 3	Lynchburg	H	W, 3-0
Oct. 6	Maryland	A	L, 0-3
Oct. 10	N.C. State	H	W, 7-2
Oct. 13	Virginia Tech	H	W, 9-0
Oct. 20	Georgetown	A	W, 7-2
Oct. 28	Fort Bragg	H	W, 3-1
Nov. 6	Duke	A	L, 1-3
Nov. 9	North Carolina	H	L, 1-2
Nov. 10	Randolph-Macon	A	W, 3-0
Nov. 14	Washington & Lee	H	W, 5-4
Nov. 17	Virginia Tech @	N3	W, 7-4
Nov. 18	Lynchburg @	A	W, 2-1

1962 (5-4-1, 1-3 ACC)

Sept. 28	Navy	A	L, 1-4
Oct. 8	N.C. State	A	W, 6-2
Oct. 12	Georgetown	H	W, 4-1
Oct. 17	Duke	H	L, 1-4
Oct. 22	North Carolina	A	L, 1-2
Oct. 26	Maryland	HL, 2-3 (2 ot)	
Nov. 2	Lynchburg	A	T, 0-0 (ot)
Nov. 13	Washington & Lee	A	W, 8-2
Nov. 16	Randolph-Macon @	H	W, 5-0
Nov. 17	Lynchburg @	H	W, 3-2



1948 Virginia Men's Soccer Team

1963 (7-2-1, 2-1-1 ACC)

Sept. 27	Navy	A	L, 0-5
Oct. 8	Lynchburg	A	W, 3-2
Oct. 11	Randolph-Macon	H	W, 5-1
Oct. 15	N.C. State	H	W, 3-2
Oct. 23	Maryland	A	L, 2-7
Oct. 29	North Carolina	H	T, 2-2 (ot)
Nov. 6	Duke	A	W, 3-2
Nov. 12	Washington & Lee	H	W, 3-1
Nov. 15	Roanoke @	H	W, 3-0
Nov. 16	Lynchburg @	H	W, 1-0

1964 (4-5-2, 0-4 ACC)

Sept. 20	Virginia Tech	A	W, 5-0
Oct. 2	Roanoke	H	W, 3-2
Oct. 7	Lynchburg	A	L, 0-2
Oct. 13	Randolph-Macon	A	W, 2-1
Oct. 19	N.C. State	A	L, 1-4
Oct. 22	Maryland	H	L, 0-2
Oct. 29	North Carolina	A	L, 1-2
Nov. 4	Duke	H	L, 0-2
Nov. 10	Washington & Lee	A	W, 3-1
Nov. 14	Lynchburg @	A	T, 1-1 (ot)
Nov. 14	Washington & Lee @	N3	T, 2-2 (ot)

1965 (3-6-1, 2-2 ACC)

Oct. 5	Virginia Tech	H	L, 0-2
Oct. 12	Randolph-Macon	H	W, 2-1
Oct. 14	Roanoke	A	T, 0-0
Oct. 20	Lynchburg	H	L, 1-2
Oct. 22	Duke	A	W, 4-3
Oct. 27	North Carolina	H	L, 0-1
Nov. 2	N.C. State	H	W, 6-0
Nov. 5	Maryland	A	L, 0-2
Nov. 9	Washington & Lee	H	L, 0-1
Nov. 12	Randolph-Macon @	N4	L, 0-1

1966 (0-10, 0-4 ACC)

Oct. 4	Virginia Tech	A	L, 0-1
Oct. 7	Eastern Mennonite	H	L, 1-3
Oct. 11	Randolph-Macon	A	L, 2-6
Oct. 18	Lynchburg	A	L, 0-3
Oct. 24	Roanoke	H	L, 4-6
Oct. 27	N.C. State	A	L, 2-5
Oct. 28	North Carolina	A	L, 0-4
Nov. 3	Duke	H	L, 1-3
Nov. 8	Washington & Lee	A	L, 0-3
Nov. 10	Maryland	H	L, 1-5

1967 (3-9, 0-4 ACC)

Sept. 26	Eastern Mennonite	A	W, 5-1
Oct. 2	Virginia Tech	H	W, 2-1
Oct. 5	Lynchburg	H	L, 0-4
Oct. 9	Maryland	A	L, 0-4
Oct. 12	Randolph-Macon	H	L, 0-3
Oct. 20	Duke	A	L, 1-2
Oct. 21	Roanoke	N1	L, 0-1
Oct. 27	N.C. State	H	L, 2-4
Oct. 31	North Carolina	H	L, 2-3
Nov. 7	Washington & Lee	H	L, 2-4
Nov. 10	Eastern Mennonite @	N5	L, 4-5
Nov. 11	VMI @	A	W, 4-0

1968 (4-5-1, 1-3-1 ACC)

Oct. 2	Virginia Tech	A	W, 2-1
Oct. 4	Eastern Mennonite	H	L, 2-4
Oct. 7	Randolph-Macon	H	W, 4-1
Oct. 9	VMI	A	W, 2-0
Oct. 15	William & Mary	A	L, 1-2
Oct. 18	Duke	H	W, 8-2
Oct. 22	Clemson	H	T, 2-2 (ot)
Oct. 24	N.C. State	A	L, 1-2
Oct. 25	North Carolina	A	L, 0-3
Oct. 29	Maryland	H	L, 0-5

1969 (9-1-2, 4-0-1) ACC CHAMPIONS

Oct. 1	VMI	H	W, 5-0
Oct. 5	Clemson	H	W, 1-0 (ot)
Oct. 10	Washington & Lee	A	W, 2-1 (ot)
Oct. 15	William & Mary	H	W, 2-0
Oct. 17	Duke	A	W, 2-0
Oct. 20	Randolph-Macon	H	W, 2-1
Oct. 23	N.C. State	H	W, 5-1
Oct. 24	North Carolina	H	W, 1-0
Oct. 28	Maryland	A	T, 2-2
Oct. 30	Virginia Tech	H	W, 2-0
Nov. 17	Maryland \$	A	L, 0-5
Nov. 19	Roanoke @	H	T, 0-0

1970 (8-2-1, 3-1 ACC) ACC CHAMPIONS

Oct. 1	VMI	A	W, 4-0
Oct. 3	Hampden-Sydney	H	W, 8-0
Oct. 7	William & Mary	A	T, 2-2 (ot)
Oct. 11	Washington & Lee	H	W, 7-0
Oct. 13	North Carolina	A	W, 1-0
Oct. 18	Maryland	H	L, 2-3
Oct. 20	Randolph-Macon	A	L, 0-1
Oct. 23	Duke	H	W, 2-1
Oct. 26	Virginia Tech	A	W, 3-2
Nov. 1	Clemson	A	W, 2-1
Nov. 14	William & Mary @	H	W, 2-1

1971 (7-5-1, 1-3-1 ACC)

Sept. 26	Roanoke	H	W, 5-1
Oct. 1	Old Dominion	H	W, 11-0
Oct. 5	VMI	H	W, 3-0
Oct. 10	Clemson	H	L, 1-5
Oct. 13	Maryland	A	W, 2-1
Oct. 18	North Carolina	H	L, 0-1
Oct. 22	Duke	A	L, 1-2
Oct. 27	William & Mary	H	W, 6-1
Oct. 30	Virginia Tech	H	W, 4-1
Nov. 2	Hampden-Sydney	A	W, 3-0
Nov. 6	Navy	A	L, 0-1 (ot)
Nov. 10	N.C. State	H	T, 0-0 (ot)
Nov. 13	Lynchburg @	A	L, 0-1 (ot)

1972 (8-3-3, 1-2-2 ACC)

Sept. 27	George Mason	A	W, 2-1
Oct. 3	North Carolina	A	W, 2-0
Oct. 10	Randolph-Macon	A	T, 2-2
Oct. 15	Maryland	H	T, 1-1
Oct. 25	Duke	H	L, 0-1
Oct. 29	Clemson	A	L, 1-4
Nov. 1	William & Mary	A	W, 2-0
Nov. 4	Hampden-Sydney	H	W, 3-0
Nov. 6	Virginia Wesleyan	A	W, 7-0
Nov. 7	Old Dominion	A	W, 4-0
Nov. 11	N.C. State	H	T, 1-1
Nov. 13	Randolph-Macon @	H	W, 3-1
Nov. 15	James Madison @	H	L, 0-1
Nov. 18	Navy	H	W, 2-1 (ot)

1973 (6-7, 1-4 ACC)

Sept. 26	George Mason	H	W, 3-2
Sept. 28	Old Dominion	H	W, 4-1
Oct. 5	Maryland	A	L, 1-3
Oct. 9	Randolph-Macon	A	L, 0-2
Oct. 14	N.C. State	A	L, 1-3
Oct. 16	Duke	A	W, 2-0
Oct. 22	North Carolina	H	L, 0-1
Oct. 25	Hampden-Sydney	A	W, 4-3
Oct. 31	William & Mary	H	W, 4-1
Nov. 3	Navy	A	L, 1-3
Nov. 6	Virginia Wesleyan	H	W, 3-0
Nov. 9	Clemson	H	L, 0-5
Nov. 13	George Mason @	N6	L, 1-3

1974 (5-4-3, 3-2 ACC)

Oct. 1	George Mason	A	L, 0-2
Oct. 4	Maryland	H	L, 0-1
Oct. 7	Randolph-Macon	H	T, 3-3
Oct. 13	Clemson	A	L, 0-4
Oct. 15	North Carolina	A	W, 2-0
Oct. 18	Duke	H	W, 2-0
Oct. 23	Old Dominion	A	W, 4-3
Oct. 24	Virginia Wesleyan	A	T, 1-1
Oct. 30	William & Mary	A	T, 1-1
Nov. 2	Navy	H	L, 2-3
Nov. 5	Hampden-Sydney	H	W, 4-1
Nov. 8	N.C. State	H	W, 4-0

1975 (5-8, 0-5 ACC)

Sept. 19	Davidson	H	W, 3-1
Sept. 25	Washington & Lee	H	W, 5-0
Oct. 3	Baltimore	H	L, 0-1
Oct. 7	George Mason	H	W, 1-0 (forf.)
Oct. 12	Virginia Tech	H	W, 2-1
Oct. 17	Duke	A	L, 2-3
Oct. 21	North Carolina	A	L, 2-4
Oct. 25	Maryland	A	L, 1-6
Oct. 29	Randolph-Macon	A	L, 0-4
Nov. 2	N.C. State	A	L, 1-2
Nov. 4	Hampden-Sydney	A	W, 3-0
Nov. 7	Clemson	H	L, 0-2
Nov. 14	Navy	A	L, 1-2

1976 (8-6-2, 2-2-1 ACC)

Sept. 11	Adelphi	N7	L, 1-3
Sept. 12	Old Dominion	N7	W, 2-1
Sept. 17	James Madison	N8	L, 2-5
Sept. 18	Rollins	N8	L, 2-3 (ot)
Sept. 26	Hampden-Sydney	H	W, 2-0
Oct. 2	Richmond	H	W, 10-0
Oct. 6	Washington & Lee	A	W, 4-0
Oct. 9	Randolph-Macon	H	L, 0-1
Oct. 12	North Carolina	A	L, 1-2
Oct. 15	Duke	H	W, 3-1
Oct. 19	George Mason	A	T, 0-0
Oct. 23	Maryland	H	T, 2-2
Oct. 30	N.C. State	H	W, 3-0
Nov. 5	Clemson	A	L, 0-3
Nov. 6	Davidson	A	W, 6-1
Nov. 13	Navy	H	W, 2-1

1977 (12-6-1, 2-3 ACC)

Sept. 17	Old Dominion	N9	T, 2-2
Sept. 18	William & Mary	A9	L, 0-1
Sept. 21	VMI	H	W, 6-0
Sept. 27	Hampden-Sydney	A	W, 5-1
Oct. 1	Alumni	H	W, 5-1
Oct. 5	Lynchburg	H	W, 1-0
Oct. 8	Virginia Tech	A	W, 3-0
Oct. 11	North Carolina	H	L, 0-1
Oct. 15	Pfeiffer	H	L, 2-3 (ot)
Oct. 18	James Madison	A	W, 1-0
Oct. 22	Maryland	A	L, 2-4
Oct. 25	Duke	A	W, 1-0
Oct. 28	Washington & Lee	H	W, 4-0
Oct. 30	N.C. State	A	W, 1-0
Nov. 4	Clemson	H	L, 0-2
Nov. 6	Davidson	H	W, 7-2
Nov. 8	Washington & Lee	A	W, 3-0
Nov. 12	Navy	A	L, 0-1
Nov. 16	William & Mary @	H	W, 2-1

1978 (9-2-2, 3-2 ACC)

Sept. 16	Alumni	H	W, 4-0
Sept. 20	VMI	A	W, 6-0
Sept. 23	St. Mary's, Md.	H	W, 3-1
Sept. 26	Hampden-Sydney	H	W, 3-1
Sept. 30	North Carolina	A	L, 0-1
Oct. 7	Lynchburg	A	T, 1-1 (ot)
Oct. 15	Duke	H	W, 4-2 (ot)
Oct. 21	Virginia Tech	H	W, 1-0
Oct. 25	James Madison	H	T, 1-1 (ot)
Oct. 29	N.C. State	H	W, 1-0
Nov. 3	Clemson	A	L, 0-2
Nov. 4	Davidson	A	W, 2-0
Nov. 11	Maryland	H	W, 3-1

1979 (12-4-1, 3-1-1 ACC)

Sept. 9	Guilford	H	W, 3-0
Sept. 12	Hampden-Sydney	A	W, 2-0
Sept. 15	Maryland	A	W, 1-0
Sept. 19	Baltimore	H	W, 2-1 (ot)
Sept. 24	VMI	H	W, 3-0
Sept. 28	Cornell	N10	W, 1-0
Sept. 29	Old Dominion	A10	L, 0-1
Oct. 6	Duke	A	W, 2-1
Oct. 13	William & Mary	H	W, 2-1
Oct. 17	North Carolina	H	T, 1-1 (ot)
Oct. 20	Towson State	H	W, 1-0
Oct. 24	James Madison	A	L, 1-2
Oct. 27	N.C. State	A	W, 2-1
Oct. 30	Virginia Tech	A	W, 3-1
Nov. 2	Clemson	H	L, 0-2
Nov. 7	Lynchburg	H	W, 2-0
Nov. 20	American \$	H	L, 0-1

1980 (8-9-1, 2-3-1 ACC)

Sept. 3	Hampden-Sydney	H	W, 5-1
Sept. 7	Davis & Elkins	H	W, 3-0
Sept. 12	Maryland	H	W, 2-1
Sept. 14	Lynchburg	A	L, 1-2
Sept. 17	VMI	A	W, 6-1
Sept. 21	Wake Forest	A	W, 3-1
Sept. 27	West Virginia	N9	W, 2-1
Sept. 28	William & Mary	A9	L, 0-3
Oct. 4	James Madison	H	L, 0-1
Oct. 12	Akron	H	L, 0-1
Oct. 15	North Carolina	A	L, 0-2
Oct. 18	Connecticut (1)	A	L, 0-4
Oct. 21	Virginia Tech	H	W, 3-0
Oct. 25	N.C. State	H	L, 1-3
Oct. 29	Baltimore	A	W, 2-1
Nov. 1	Duke (14)	H	T, 2-2 (ot)
Nov. 9	Clemson	A	L, 0-4
Nov. 16	Old Dominion @	A	L, 0-2

1981 (10-6-2, 2-4 ACC)

Sept. 9	VMI	H	W, 5-0
Sept. 12	Maryland	A	W, 1-0
Sept. 17	VCU	H	T, 1-1 (ot)
Sept. 20	Wake Forest	H	L, 1-2
Sept. 27	North Carolina	H	W, 3-2 (ot)
Oct. 3	Marquette	N11	W, 2-0
Oct. 4	Akron	A11	L, 1-2
Oct. 7	James Madison	A	W, 4-0
Oct. 13	Old Dominion	H	W, 2-0
Oct. 16	Virginia Tech	A	W, 4-0
Oct. 20	Richmond	H	W, 11-0
Oct. 24	N.C. State (9)	A	L, 0-3
Oct. 31	Duke (3)	A	L, 2-3
Nov. 6	Clemson (2)	H	L, 0-2 (ot)
Nov. 9	Washington & Lee	H	W, 6-0
Nov. 13	George Mason @!	H	T, 1-1 (ot)
Nov. 15	William & Mary @	H	W, 3-2
Nov. 22	West Virginia \$	H	L, 1-2

1982 (16-2-2, 3-1-2 ACC)

Sept. 5	Pittsburgh	H	W, 3-0
Sept. 7	VMI	A	W, 9-1
Sept. 12	Alabama A & M (10)	H	W, 4-0
Sept. 15	(3) VCU	H	W, 8-0
Sept. 19	(3) Wake Forest	A	W, 2-0
Sept. 22	(4) Lynchburg	H	W, 2-0
Sept. 25	(4) Maryland	H	W, 2-1
Sept. 29	(3) James Madison	A	W, 2-0
Oct. 3	(3) North Carolina (15)	A	T, 0-0 (ot)
Oct. 6	(4) Randolph-Macon	A	W, 1-0
Oct. 12	(4) Old Dominion	A	W, 2-1
Oct. 15	(4) Virginia Tech	H	W, 2-1
Oct. 20	(4) George Washington	H	W, 5-0
Oct. 24	(4) N.C. State	H	W, 2-1
Oct. 31	(4) Duke (2)	H	T, 2-2 (ot)
Nov. 5	(4) Clemson (6)	A	L, 0-1
Nov. 9	(8) Radford	H	W, 7-1
Nov. 12	(8) William & Mary @ N12	H	W, 1-0
Nov. 14	(8) George Mason (3) @	A	W, 3-2
Nov. 21	(5) George Mason (7) \$	H	L, 0-1

1983 (16-5, 5-1 ACC)**ACC CHAMPIONS**

Sept. 1	(8) UNC Wilmington	H	W, 4-0
Sept. 4	(8) Long Island (4)	H	L, 1-3
Sept. 9	(8) California	N13	L, 0-3
Sept. 10	(8) San Francisco (3)	A13	L, 1-2
Sept. 14	(8) VMI	H	W, 7-0
Sept. 18	(8) Wake Forest	H	W, 3-1
Sept. 21	VCU	A	W, 5-0
Sept. 25	Maryland	A	W, 4-1
Sept. 29	(17) Averett	H	W, 3-0
Oct. 2	(17) North Carolina	H	W, 2-0
Oct. 5	(16) Randolph-Macon	H	W, 2-0
Oct. 11	(18) Old Dominion	H	W, 6-0
Oct. 14	(18) James Madison	A	W, 2-1
Oct. 19	(16) Virginia Tech	A	W, 6-0
Oct. 22	(16) N.C. State	A	W, 2-1
Oct. 30	(14) Duke (1)	A	L, 0-1
Nov. 4	(17) Clemson (3)	H	W, 2-1 (ot)
Nov. 8	(13) Radford	H	W, 5-0
Nov. 20	(10) William & Mary	\$H	W, 2-1
Nov. 27	(5) San Francisco (8)	\$H	W, 3-2
Dec. 4	(3) Indiana (2)	\$A	L, 1-3

1984 (19-3-1, 6-0 ACC)**ACC CHAMPIONS**

Sept. 1	(6) Ohio State	H	W, 4-1	
Sept. 4	(6) UNC Greensboro	H	W, 1-0 (ot)	
Sept. 8	(6) Indiana (1)	A14	L, 0-1	
Sept. 9	(6) UCLA (4)	N14	L, 1-2	
Sept. 12	VMI	A	W, 10-0	
Sept. 16	Wake Forest	A	W, 2-0	
Sept. 19	(11) VCU	H	W, 8-1	
Sept. 22	(11) Maryland	H	W, 8-1	
Sept. 26	(8) Radford	A	W, 5-0	
Sept. 30	(8) North Carolina (13)	A	W, 3-2	
Oct. 2	(11) Longwood	H	W, 4-0	
Oct. 5	(11) Old Dominion	A	W, 1-0 (ot)	
Oct. 10	(11) Virginia Tech	H	W, 7-0	
Oct. 14	(11) N.C. State (9)	H	W, 1-0	
Oct. 17	(8) James Madison	H	W, 3-0	
Oct. 21	(8) E. Dickinson (7)	A	T, 1-1 (ot)	
Oct. 27	(8) Duke (17)	H	W, 4-2	
Nov. 2	(5) Clemson	A	W, 2-0	
Nov. 6	(4) Richmond	H	W, 6-0	
Nov. 9	(4) Old Dominion @	H	W, 2-1	
Nov. 11	(4) George Mason @	H	W, 2-0	
Nov. 25	(3) American (18)	\$!	H	W, 1-0
Dec. 2	(3) Clemson (9)	\$	H	L, 0-1

1985 (15-4-1, 4-1-1 ACC)

Sept. 1	(2) Notre Dame	H	W, 3-0	
Sept. 6	(2) West Virginia	H15	W, 3-0	
Sept. 7	(2) George Washington	H15	W, 4-1	
Sept. 11	(2) VMI	H	W, 7-0	
Sept. 15	(2) Wake Forest	H	W, 2-0	
Sept. 18	(1) Cal Santa Barbara	H	W, 2-0	
Sept. 22	(1) Maryland	A	W, 2-0	
Sept. 29	(1) North Carolina	H	W, 3-1	
Oct. 1	(1) Radford	H	W, 5-0	
Oct. 4	(1) Tampa	A16	W, 1-0	
Oct. 5	(1) South Florida	N16	W, 3-2	
Oct. 9	(1) Virginia Tech	A	W, 3-0	
Oct. 12	(1) N.C. State (8)	A	T, 2-2 (ot)	
Oct. 16	(2) Old Dominion	H	L, 0-1	
Oct. 20	(2) Fairleigh Dickinson	H	W, 2-1	
Oct. 23	(3) James Madison	A	W, 4-0	
Oct. 27	(3) Duke (16)	A	L, 0-1	
Nov. 1	(7) Clemson (1)	H	W, 2-0	
Nov. 9	(5) George Mason (17)	A	L, 2-3	
Nov. 17	(10) Geo. Mason (14)	\$	H	L, 0-1

1986 (17-2-2, 6-0 ACC)**ACC CHAMPIONS**

Aug. 31	(11) Davis & Elkins	H	W, 2-1	
Sept. 5	(11) UNLV (12)	N14	L, 1-2	
Sept. 6	(11) Indiana (8)	A14	T, 1-1 (ot)	
Sept. 10	(13) Old Dominion	A	T, 1-1 (ot)	
Sept. 14	(13) Wake Forest	A	W, 3-1	
Sept. 17	(11) Appalachian State	H	W, 3-1	
Sept. 21	(11) Maryland (16)	H	W, 1-0	
Sept. 24	(9) Radford	A	W, 1-0	
Sept. 28	(9) North Carolina	A	W, 4-1	
Oct. 3	(6) Richmond	H15	W, 3-0	
Oct. 4	(6) Cornell	H15	W, 2-0	
Oct. 7	(5) James Madison	H	W, 4-0	
Oct. 12	(5) N.C. State (6)	H	W, 4-0	
Oct. 17	(5) Princeton	N17	W, 2-0	
Oct. 19	(5) Rutgers	A17	W, 4-1	
Oct. 22	(3) Liberty	H	W, 2-0	
Oct. 26	(3) Duke (5)	H	W, 4-0	
Nov. 2	(3) Clemson	A	W, 1-0	
Nov. 5	(2) Virginia Tech	H	W, 5-0	
Nov. 9	(2) George Mason (20)	H	W, 3-0	
Nov. 16	(2) Loyola, Md. (13)	\$	H	L, 0-1

1987 (17-3-2, 5-0-1 ACC)

Sept. 2	(6) Coastal Carolina	H	W, 3-2	
Sept. 4	(6) Wake Forest	H15	W, 3-0	
Sept. 5	(6) Adelphi	H15	W, 1-0	
Sept. 8	(6) Old Dominion	H	W, 1-0	
Sept. 11	(6) Oneonta State	A18	W, 1-0	
Sept. 12	(6) Boston Univ. (19)	N18	W, 1-0	
Sept. 16	(4) Catawba	H	W, 6-0	
Sept. 20	(4) Maryland (20)	A	W, 1-0	
Sept. 23	(2) Radford	H	W, 7-0	
Sept. 27	(2) North Carolina (3)	H	W, 2-0	
Sept. 30	(1) James Madison	A	W, 1-0	
Oct. 4	(1) Long Island	H	W, 2-1	
Oct. 7	(1) Richmond	A	W, 4-1	
Oct. 11	(1) N.C. State (14)	A	W, 2-0	
Oct. 16	(1) So. Methodist (19)	A19	L, 0-1	
Oct. 18	(1) Saint Louis	N19	T, 1-1 (ot)	
Oct. 23	(3) Duke (4)	A	T, 0-0 (ot)	
Oct. 27	(3) Liberty	H	W, 1-0	
Nov. 1	(3) Clemson (10)	H	W, 1-0	
Nov. 6	(3) North Carolina (13)	#N20	L, 0-3	
Nov. 15	(3) George Mason (13)	\$H	W, 2-0	
Nov. 22	(3) Loyola, Md. (12)	\$	A	L, 0-1

1988 (18-1-3, 5-0-1 ACC)**ACC CHAMPIONS**

Sept. 2	(6) Illinois State	H15	W, 2-0	
Sept. 4	(6) William & Mary	H15	W, 1-0	
Sept. 9	(6) UCLA (18)	N21	W, 3-0	
Sept. 10	(6) UNLV	A21	T, 2-2 (ot)	
Sept. 14	(2) VCU	H	W, 2-0	
Sept. 18	(2) Maryland	H	W, 2-1	
Sept. 21	(2) Radford	H	W, 3-0	
Sept. 25	(2) Wake Forest (14)	A	T, 0-0 (ot)	
Sept. 28	(2) James Madison	H	W, 2-0	
Oct. 2	(2) North Carolina	A	W, 2-0	
Oct. 5	(1) Richmond	H	W, 4-0	
Oct. 9	(1) N.C. State (4)	H	W, 2-0	
Oct. 12	(1) Towson State	H	W, 3-0	
Oct. 15	(1) George Mason (12)	A	W, 3-0	
Oct. 19	(1) UMBC	H	W, 3-2 (ot)	
Oct. 22	(1) Duke (6)	H	W, 1-0	
Oct. 25	(1) Liberty	A	W, 1-0 (ot)	
Oct. 30	(1) Clemson (19)	A	W, 1-0	
Nov. 4	(1) N.C. State (14)	#	N22	T, 0-0 (ot)
Nov. 6	(1) North Carolina #	N22	W, 2-1	
Nov. 20	(1) Fairleigh Dickinson	\$	H	W, 1-0
Nov. 27	(1) Howard (6)	\$	H	L, 2-3 (ot)

1989 (21-2-2, 5-0-1 ACC)**NCAA CO-CHAMPIONS**

Sept. 2	(1) Indiana (2)	A14	W, 1-0	
Sept. 3	(1) Notre Dame	N14	W, 3-0	
Sept. 5	(1) Longwood	H	W, 3-1	
Sept. 8	(1) UNC Charlotte	H15	W, 2-0	
Sept. 10	(1) Charleston	H15	W, 6-0	
Sept. 13	(1) VCU	A	W, 10-0	
Sept. 17	(1) Maryland	A	W, 4-1	
Sept. 20	(1) Pennsylvania	H	W, 2-0	
Sept. 24	(1) Wake Forest (13)	H	W, 1-0	
Sept. 27	(1) James Madison	A	W, 2-1 (ot)	
Oct. 1	(1) North Carolina (11)	H	W, 3-0	
Oct. 4	(1) Richmond	A	L, 0-1	
Oct. 8	(1) N.C. State	A	W, 4-0	
Oct. 11	(1) Towson State	H	W, 2-0	
Oct. 14	(1) San Francisco	N23	W, 1-0	
Oct. 15	(1) Stanford	A23	W, 2-1 (ot)	
Oct. 18	(1) George Mason	H	W, 1-0	
Oct. 21	(1) Duke (16)	A	T, 2-2 (ot)	
Oct. 25	(1) Virginia Tech	H	W, 3-1 (ot)	
Oct. 29	(1) Clemson (18)	H	W, 4-2 (ot)	
Nov. 3	(1) Duke (14)	#	A	L, 0-1
Nov. 19	(2) Phila. Textile (13)	\$	H	W, 4-1
Nov. 26	(2) South Carolina (4)	\$	H	W, 1-0 (ot)
Dec. 2	(2) Rutgers (7)	\$	A	W, 3-0
Dec. 3	(2) Santa Clara (1)	\$	N24	T, 1-1 (ot)

1990 (12-6-6, 3-2-1 ACC)

Aug. 28	(2) Radford	H	W, 3-1	
Aug. 31	(2) Army	H15	W, 4-0	
Sept. 2	(2) South Carolina (5)	H15	T, 1-1 (ot)	
Sept. 7	(3) Saint Louis (16)	N14	T, 1-1 (ot)	
Sept. 8	(3) Indiana (18)	A14	L, 1-2	
Sept. 12	(7) VCU	H	W, 8-0	
Sept. 16	(7) Maryland	H	L, 0-1	
Sept. 23	(15) Wake Forest	A	W, 1-0	
Sept. 26	(13) James Madison	H	W, 2-0	
Sept. 30	(13) North Carolina (7)	A	W, 2-0	
Oct. 3	(9) Richmond	H	T, 0-0 (ot)	
Oct. 6	(9) N.C. State (3)	H	W, 3-2 (ot)	
Oct. 13	(6) Rutgers (11)	A17	W, 1-0	
Oct. 14	(6) Princeton	N17	L, 1-2	
Oct. 17	(7) George Mason (18)	A	T, 1-1 (ot)	
Oct. 21	(7) Duke (17)	H	L, 0-2 (ot)	
Oct. 24	(15) Virginia Tech	A	W, 4-0	
Oct. 28	(15) Clemson (1)	A	T, 1-1 (ot)	
Nov. 1	(14) # Carolina (11)	#	N20	W, 3-0
Nov. 2	(14) Wake Forest #!	N20	T, 0-0 (ot)	
Nov. 3	(14) N.C. State (13)	#	N20	L, 1-2
Nov. 11	(8) Richmond	\$	H	W, 1-0
Nov. 18	(8) North Carolina (13)	\$	H	W, 3-1
Nov. 25	(8) N.C. State (2)	\$ &	A	L, 1-2 (ot)

1991 (19-1-2, 5-1 ACC)**NCAA CHAMPIONS****ACC CHAMPIONS**

Sept. 7	(3) Creighton	H15	T, 3-3 (ot)	
Sept. 8	(3) Rutgers	H15	W, 2-1 (ot)	
Sept. 15	(3) Maryland	A	W, 3-0	
Sept. 18	(1) Virginia Tech	H	W, 3-1	
Sept. 22	(1) Wake Forest (14)	H	L, 0-2	
Sept. 25	(6) James Madison	A	W, 2-0	
Sept. 29	(6) North Carolina (4)	H	W, 1-0	
Oct. 5	(4) N.C. State (8)	A	W, 4-3	
Oct. 9	(4) William & Mary (20)	H	W, 2-1	
Oct. 12	(4) American	A	W, 2-0	
Oct. 15	(3) Richmond	A	W, 3-2	
Oct. 20	(3) Duke (10)	A	W, 5-2 (ot)	
Oct. 23	(1) Liberty	H	W, 4-0	
Oct. 27	(1) Clemson (18)	H	W, 2-1	
Oct. 30	(1) Mount St. Mary's	H	W, 6-0	
Nov. 3	(1) George Mason	H	W, 2-1	
Nov. 8	(1) North Carolina (13)	#	A	W, 1-0
Nov. 10	(1) Wake Forest (8)	#	N25	W, 3-1
Nov. 24	(1) Hartford	\$	H	W, 2-1 (ot)
Dec. 1	(1) Yale	\$	H	W, 2-0
Dec. 6	(1) Saint Louis (3)	\$	N26	W, 3-2 (ot)
Dec. 8	(1) Santa Clara (2)	\$!	N26	T, 0-0 (ot)

1992 (21-2-1, 5-1 ACC)**NCAA CHAMPIONS****ACC CHAMPIONS**

Sept. 5	(1) Penn State	H15	W, 4-0	
Sept. 7	(1) Seton Hall (15)	H15	W, 4-1	
Sept. 9	(1) UMBC	H	W, 2-0	
Sept. 13	(1) Maryland	H	W, 5-1	
Sept. 16	(1) Virginia Tech	A	W, 3-0	
Sept. 20	(1) Wake Forest (16)	A	W, 3-2 (ot)	
Sept. 23	(1) James Madison (8)	H	W, 3-0	
Sept. 27	(1) North Carolina	A	W, 6-3	
Sept. 30	(1) Richmond	H	W, 4-1	
Oct. 4	(1) N.C. State (10)	H	W, 3-2 (ot)	
Oct. 7	(1) Towson State	H	W, 3-0	
Oct. 11	(1) Clemson (4)	A	W, 3-2 (ot)	
Oct. 16	(1) Pennsylvania	H27	W, 3-0	
Oct. 18	(1) Princeton	H27	W, 2-0	
Oct. 21	(1) William & Mary (16)	A	T, 0-0 (ot)	
Oct. 25	(1) Duke (2)	H	L, 1-2	
Oct. 28	(2) Liberty	H	W, 3-1	
Oct. 31	(2) George Mason	A	L, 0-2	
Nov. 6	(4) North Carolina #	A	W, 2-0	
Nov. 8	(4) Clemson #	N25	W, 4-2	
Nov. 22	(1) Penn State	\$	H	W, 4-1
Nov. 29	(1) Dartmouth	\$	H	W, 3-0
Dec. 4	(1) Duke (3)	\$	N28	W, 3-0
Dec. 6	(1) San Diego (16)	\$	N28	W, 2-0

1993 (22-3, 4-2 ACC)**NCAA CHAMPIONS****ACC CHAMPIONS**

Sept. 4	(1) Florida Int'l	H15	W, 3-1 (ot)	
Sept. 5	(1) Connecticut	H15	W, 5-1	
Sept. 8	(1) American	H	W, 4-1	
Sept. 12	(1) Maryland	A	W, 1-0	
Sept. 15	(1) Virginia Tech	H	W, 6-1	
Sept. 19	(1) Wake Forest (10)	H	W, 1-0	
Sept. 22	(1) Georgetown	H	W, 4-1	
Sept. 26	(1) North Carolina (19)	H	W, 3-2	
Sept. 29	(1) Richmond	A	W, 2-0	
Oct. 3	(1) N.C. State	A	W, 3-1	
Oct. 6	(1) West Virginia	H	W, 5-0	
Oct. 10	(1) Clemson (14)	H	L, 1-2	
Oct. 15	(3) Cornell	H27	W, 4-0	
Oct. 17	(3) Brown	H27	L, 0-2	
Oct. 20	(7) Radford	H	W, 2-0	
Oct. 24	(7) Duke (6)	A	L, 0-1	
Oct. 30	(8) George Mason	H	W, 3-1	
Nov. 4	(7) Wake Forest #	N25	W, 4-0	
Nov. 5	(7) Duke (3)	#	N25	W, 1-0
Nov. 7	(7) Clemson (6)	#	N25	W, 2-1
Nov. 14	(3) William & Mary	\$	H	W, 2-1
Nov. 21	(3) Loyola, Md. (16)	\$	H	W, 2-1
Nov. 28	(3) Wisconsin (19)	\$	H	W, 3-0
Dec. 3	(3) Princeton (17)	\$	N28	W, 3-1
Dec. 5	(3) South Carolina (13)	\$	N28	W, 2-0

1994 (22-3-1, 4-2 ACC)**NCAA CHAMPIONS****ACC CHAMPIONS**

Sept. 3	(1) Boston University	H15	L, 2-3
Sept. 4	(1) St. John's (11)	H15	W, 2-0
Sept. 7	(1) American	A	W, 4-1
Sept. 11	(1) Maryland	H	W, 4-2
Sept. 14	(1) Virginia Tech	A	W, 8-2
Sept. 18	(1) Wake Forest	A	W, 3-2
Sept. 21	(1) George Washington	H	W, 7-0
Sept. 25	(1) North Carolina (7)	A	L, 1-5
Sept. 28	(6) Richmond	H	W, 6-2
Oct. 2	(6) N.C. State (15)	H	W, 2-1
Oct. 5	(6) Liberty	H	W, 6-2
Oct. 9	(6) Clemson	A	W, 6-4
Oct. 14	(5) Dartmouth	H27	W, 2-0
Oct. 16	(5) Princeton	H27	W, 1-0
Oct. 19	(5) VCU	H	W, 6-0
Oct. 23	(5) Duke (20)	H	L, 1-2 (ot)
Oct. 29	(9) Old Dominion	H	W, 4-1
Nov. 5	(6) George Mason	A	W, 4-3
Nov. 10	(4) Wake Forest #	N22	W, 2-0
Nov. 11	(4) Clemson # 1	A	T, 2-2 (ot)
Nov. 13	(4) Duke (7) #	N22	W, 1-0
Nov. 20	(4) UNC Greensboro	\$H	W, 3-0
Nov. 27	(4) Maryland \$	H	W, 2-1
Dec. 4	(4) James Madison (10) \$	H	W, 4-1
Dec. 9	(4) Rutgers \$	N28	W, 2-1
Dec. 11	(4) Indiana (1) \$	N28	W, 1-0

1995 (21-1-2, 4-0-2 ACC)**ACC CHAMPIONS**

Sept. 3	(1) UNLV	H15	W, 3-0
Sept. 4	(1) Boston College	H15	W, 3-2
Sept. 10	(1) Maryland (5)	A	T, 2-2 (ot)
Sept. 13	(1) Virginia Tech	H	W, 7-1
Sept. 17	(1) Wake Forest	H	W, 4-1
Sept. 20	(1) Liberty	H	W, 2-1
Sept. 24	(1) North Carolina (6)	H	W, 7-1
Sept. 27	(1) Richmond	A	W, 2-1
Oct. 1	(1) N.C. State	A	W, 4-0
Oct. 6	(1) San Francisco	A	W, 4-1
Oct. 8	(1) St. Mary's, Calif.	A	W, 3-2 (ot)
Oct. 11	(1) Navy	H	W, 7-5
Oct. 15	(1) Clemson (4)	H	W, 2-1 (ot)
Oct. 18	(1) UMBC	H	W, 3-0
Oct. 22	(1) Duke (9)	A	T, 3-3 (ot)
Oct. 25	(1) Robert Morris	H	W, 3-0
Oct. 29	(1) American	H	W, 5-1
Nov. 4	(1) George Mason	H	W, 2-1
Nov. 10	(1) Duke (11) #	A	W, 4-1
Nov. 12	(1) Clemson (6) #	N20	W, 1-0
Nov. 19	(1) Rhode Island (10) \$	H	W, 2-1
Nov. 26	(1) Hartwick \$	H	W, 4-0
Dec. 3	(1) Brown (18) \$	H	W, 4-1
Dec. 8	(1) Duke (11) \$	N29	L, 2-3

1996 (16-3-3, 4-0-2 ACC)

Aug. 31	(1) Old Dominion	H	W, 4-0
Sept. 6	(1) Cal St. Fullerton (17)	H15	T, 2-2 (ot)
Sept. 8	(1) Saint Louis (5)	H15	W, 2-1 (ot)
Sept. 11	(2) VMI	H	W, 7-0
Sept. 15	(2) Maryland	H	T, 1-1 (ot)
Sept. 18	(3) Virginia Tech	A	W, 3-0
Sept. 22	(3) Wake Forest	A	W, 2-0
Sept. 25	(2) Richmond	H	W, 3-0
Sept. 29	(2) North Carolina	A	T, 3-3 (ot)
Oct. 2	(1) Liberty	H	W, 2-1
Oct. 6	(1) N.C. State	H	W, 5-0
Oct. 11	(1) Cornell (19)	H30	W, 5-0
Oct. 13	(1) Princeton	H30	W, 3-0
Oct. 16	(1) Marshall	H	W, 3-1
Oct. 20	(1) Clemson	A	W, 3-2 (ot)
Oct. 26	(1) Duke (9)	H	W, 6-1
Oct. 30	(1) Georgetown	H	W, 6-0
Nov. 2	(1) VCU	H	W, 2-0
Nov. 9	(1) George Mason	A	L, 0-3
Nov. 15	(1) Duke #	H	W, 3-2 (ot)
Nov. 17	(1) Maryland #	H	L, 0-2
Nov. 24	(3) George Mason (15) \$	H	L, 0-1

1997 (19-4-3, 3-1-2 ACC)**ACC CHAMPIONS**

Aug. 30	(4) American	A	L, 1-3
Sept. 5	(15) Akron	H15	W, 5-1
Sept. 7	(15) Fla. International (3)	H15	T, 1-1 (ot)
Sept. 10	(11) Central Connecticut	H	W, 4-0
Sept. 13	(11) Maryland (2)	A	T, 0-0 (ot)
Sept. 17	(8) Virginia Tech (14)	H	W, 3-1
Sept. 21	(8) Wake Forest	H	W, 3-1
Sept. 24	(6) VCU (18)	H	W, 2-1
Sept. 28	(6) North Carolina	H	W, 2-1 (ot)
Oct. 1	(4) Liberty	H	W, 5-2
Oct. 5	(4) N.C. State (6)	A	L, 1-2 (ot)
Oct. 8	(11) Georgetown	A	W, 1-0
Oct. 11	(11) Seton Hall	A	W, 3-2
Oct. 19	(6) Clemson (20)	H	T, 1-1 (ot)
Oct. 25	(6) Duke (3)	A	W, 2-0
Oct. 29	(4) Mount St. Mary's	H	W, 3-0
Nov. 1	(4) Old Dominion	A	L, 0-1
Nov. 7	(8) George Mason	H	W, 3-1
Nov. 13	(8) North Carolina #	N31	W, 4-0
Nov. 14	(8) Wake Forest #	N31	W, 2-1
Nov. 16	(8) Maryland (11) #	N31	W, 2-0
Nov. 23	(6) Howard \$	H	W, 3-0
Nov. 30	(6) Georgetown \$	H	W, 5-1
Dec. 6	(6) American (8) \$	H	W, 2-1 (ot)
Dec. 12	(6) Saint Louis (12) \$	N29	W, 3-1
Dec. 14	(6) UCLA (2) \$	N29	L, 0-2

1998 (16-4-3, 4-1-1 ACC)

Sept. 4	(4) San Diego	N32	W, 1-0
Sept. 6	(4) Cal State Fullerton	N32	T, 1-1 (ot)
Sept. 9	(7) Lehigh	H	W, 2-1 (ot)
Sept. 12	(7) Maryland (17)	H	W, 4-1
Sept. 16	(6) Virginia Tech	A	W, 3-0
Sept. 19	(6) Wake Forest	A	T, 2-2 (ot)
Sept. 23	(6) Marshall	H	W, 4-0
Sept. 27	(6) North Carolina	A	W, 2-0
Sept. 30	(6) Buffalo	H	W, 5-1
Oct. 3	(6) N.C. State	H	W, 4-0
Oct. 9	(5) American	H15	L, 1-2
Oct. 11	(5) Adelphi	H15	W, 3-0
Oct. 18	(10) Clemson (4)	A	L, 0-2
Oct. 25	(11) Duke (3)	H	W, 3-2
Oct. 28	(5) Fairleigh Dickinson	H	W, 2-1 (ot)
Oct. 31	(5) VCU (20)	H	W, 3-2
Nov. 3	(4) William & Mary	N33	T, 0-0 (ot)
Nov. 7	(4) Ohio State	H	W, 1-0
Nov. 12	(5) N.C. State #	N34	W, 4-0 (ot)
Nov. 13	(5) Duke (4) #	N34	L, 1-3 (ot)
Nov. 22	(5) Rider \$	H	W, 3-0
Nov. 29	(5) South Carolina (6) \$	H	W, 1-0
Dec. 6	(5) Stanford (9) \$	H	L, 0-3

1999 (14-9-1, 1-4-1 ACC)

Sept. 3	(6) Seton Hall	N36	W, 4-3 (ot)
Sept. 5	(6) Gonzaga	N36	L, 2-3
Sept. 8	(17) Appalachian State	H	W, 8-1
Sept. 12	(17) Maryland (4)	A	L, 0-1
Sept. 15	(17) Mount St. Mary's	H	W, 3-0
Sept. 19	(17) Wake Forest	H	T, 1-1
Sept. 22	(17) Virginia Tech	H	W, 2-1
Sept. 25	(17) North Carolina (18)	H	W, 2-1
Sept. 29	(13) American	H	W, 2-0
Oct. 3	(13) N.C. State	A	L, 1-2
Oct. 6	William & Mary	H	L, 0-1
Oct. 9	VCU (7)	A	W, 2-0
Oct. 16	(18) Clemson	H	L, 1-2
Oct. 20	Marshall	H	W, 3-0
Oct. 24	Duke (7)	A	L, 0-3
Oct. 29	Cal-State Fullerton	N35	W, 2-1
Oct. 31	UCLA (2)	N35	L, 0-2
Nov. 5	Ohio State	H	W, 1-0
Nov. 11	Maryland (5) #	N34	W, 2-0
Nov. 12	Wake Forest (9) #	N34	W, 2-1
Nov. 14	Duke (2) #	N34	L, 1-2 (ot)
Nov. 21	Princeton \$	H	W, 2-1 (ot)
Nov. 28	Brown (17) \$	H	W, 3-1
Dec. 4	UCLA (4) \$	H	L, 0-2

1994 Four-Peat National Champions

2000 (17-6-1, 5-1-0 ACC)

Sept. 1	(3) South Florida	N36	W, 3-2
Sept. 3	(3) Jacksonville	N36	W, 7-1
Sept. 8	(1) South Carolina	N37	L, 1-2
Sept. 10	(1) Indiana	N37	L, 1-2
Sept. 13	(11) Northeastern	H	W, 4-1
Sept. 16	(11) Wake Forest (5)	A	W, 2-0
Sept. 20	(8) VCU	H	W, 1-0 (ot)
Sept. 24	(8) North Carolina (10)	A	W, 3-1
Sept. 27	(7) William & Mary	N33 L	2-3 (ot)
Oct. 1	(7) N.C. State	H	W, 6-1
Oct. 4	(13) James Madison (17)	H	W, 3-2 (2ot)
Oct. 6	(13) Fairfield	H	T, 2-2 (2ot)
Oct. 15	(15) Clemson (9)	A	W, 3-2
Oct. 18	(10) Elon	H	W, 3-1
Oct. 21	(10) Duke	H	L, 2-3
Oct. 25	(12) American	H	W, 4-1
Oct. 29	(12) Providence	H	W, 2-0
Nov. 3	(10) Maryland	H	W, 2-0
Nov. 9	(9) N.C. State #	N34	W, 1-0
Nov. 10	(9) Duke (6) #	N34	W, 3-0
Nov. 12	(9) North Carolina (2) #	N34 L	0-1 (ot)
Nov. 19	(6) Lehigh \$	H	W, 5-0
Nov. 26	(6) St. John's (16) \$	H	W, 2-1
Dec. 2	(6) Creighton (7) \$	H	L, 0-3

2001 (17-2-1, 6-0-0 ACC)

Aug. 31	(3) Liberty	N36	W, 2-1
Sept. 2	(3) UCLA (7)	N36 T	2-2 (ot)
Sept. 7	(3) American	N37	W, 4-2
Sept. 9	(3) Creighton (11)	N37	W, 3-2
Sept. 17	(2) Wake Forest	H	W, 1-0
Sept. 22	(2) North Carolina (13)	H	W, 2-0
Sept. 26	(2) William & Mary	H	W, 1-0
Sept. 30	(2) N.C. State	A	W, 2-0
Oct. 2	(2) Temple	H	W, 4-0
Oct. 6	(2) VCU	A	W, 1-0
Oct. 13	(2) Clemson (11)	H	W, 2-0
Oct. 17	(2) Mercer	H	W, 2-1
Oct. 20	(2) Duke	A	W, 1-0 (ot)
Oct. 24	(2) East Carolina	H	W, 2-0
Oct. 30	(2) UNC-Greensboro	H	W, 7-1
Nov. 4	(2) Maryland	A	W, 3-0
Nov. 9	(2) James Madison	H	W, 2-1
Nov. 16	(2) Wake Forest (9) #	N22W	1-0 (ot)
Nov. 18	(2) Clemson (8) #	N22	L, 0-1
Nov. 25	(2) Seton Hall \$	H	L, 0-1

2002 (15-7-0, 3-3-0 ACC)

Aug. 30	(2) Kentucky (25)	N36	W, 3-2
Sept. 1	(2) Rhode Island	N36	W, 2-1
Sept. 6	(1) VCU	N37	W, 4-1
Sept. 8	(1) Penn State	N37	L, 2-4
Sept. 14	(6) Wake Forest (13)	A	L, 1-2
Sept. 21	(9) North Carolina (16)	A	L, 1-2
Sept. 25	(18) William & Mary	N38	L, 0-1
Sept. 28	(18) N.C. State	H	W, 4-0
Oct. 2	Marshall	H	W, 3-0
Oct. 4	Hartwick	H	W, 5-0
Oct. 13	Clemson (4)	A	L, 2-3 (ot)
Oct. 16	Liberty	H	W, 5-2
Oct. 20	Duke (18)	H	W, 3-1
Oct. 23	(21) Old Dominion	H	W, 3-2
Oct. 26	(21) American	H	W, 2-1
Nov. 1	(20) Maryland (5)	H	W, 1-0
Nov. 5	(11) Pittsburgh	H	W, 2-0
Nov. 8	(11) Temple	H	W, 6-0
Nov. 14	(11) Duke #	N39	W, 4-1
Nov. 15	(11) Wake Forest (1) #	N39	W, 1-0
Nov. 17	(11) Maryland (10) #	N39	L, 0-3
Nov. 27	(9) William & Mary \$ & H	L	1-1 (ot)

2003 (11-10-2, 3-3-0 ACC)**ACC CHAMPIONS**

Aug. 29	(19) Seton Hall	N36	L, 0-1
Aug. 31	(19) Saint Louis (13)	N36 L	2-3 (ot)
Sept. 5	American	N37	W, 1-0
Sept. 7	UCLA (1)	N37	L, 0-4
Sept. 13	Wake Forest (3)	H	W, 2-1
Sept. 17	(17) Mount St. Mary's	H	W, 1-0
Sept. 21	(17) North Carolina (4)	H	W, 1-0
Sept. 24	(7) William & Mary	H	L, 2-3 (ot)
Sept. 28	N.C. State	A	L, 0-1
Oct. 4	Alabama A&M	H	W, 4-1
Oct. 11	Clemson	H	W, 3-2
Oct. 15	(25) West Virginia	H	W, 2-1
Oct. 17	(25) Duke	A	L, 1-3
Oct. 24	Liberty	H	W, 2-1
Oct. 28	UNC-Greensboro	A	L, 0-1
Oct. 31	Maryland (3)	A	L, 0-1
Nov. 7	VCU (12)	H	L, 1-2
Nov. 12	Clemson #!	N39 T	0-0 (ot)
Nov. 14	Wake Forest (3) #	N39	W, 1-0
Nov. 16	Maryland (2) #!	N39 T	1-1 (ot)
Nov. 21	(22) Seton Hall \$	H	W, 2-0
Nov. 26	(22) Wake Forest (4) \$	A	W, 2-0
Nov. 30	(22) Creighton \$	H	L, 1-3

2004 (18-5-1, 4-3-0 ACC)**ACC CHAMPIONS**

Sept. 3	(11) Marshall	N36	W, 3-0
Sept. 5	(11) Long Island	N36	W, 2-0
Sept. 10	(11) Cincinnati	N40	W, 1-0
Sept. 12	(11) Saint Louis (8)	N40	L, 1-2
Sept. 17	(20) Wake Forest (2)	A	W, 2-1
Sept. 21	(12) Manhattan	H	W, 4-1
Sept. 26	(12) North Carolina	A	L, 1-2
Sept. 29	(22) UMBC	H	W, 3-1
Oct. 2	(22) N.C. State	H	W, 2-1
Oct. 6	(17) Liberty	H	W, 3-0
Oct. 9	(17) Davidson	H	W, 4-1
Oct. 12	(15) Saint Francis (N.Y.)	H	W, 3-1
Oct. 17	(15) Clemson	A	W, 2-0
Oct. 20	(8) Longwood	H	W, 1-0 (ot)
Oct. 23	(8) Duke (13)	H	W, 3-2 (ot)
Oct. 27	(7) Old Dominion (24)	H	W, 4-1
Oct. 30	(7) Virginia Tech	A	L, 1-2
Nov. 5	(9) Maryland (12)	H	L, 1-2
Nov. 10	(11) Duke (14) #	N39	W, 3-1
Nov. 12	(11) Wake Forest (8) #	N39	W, 2-1
Nov. 14	(11) Maryland (5) #	N39	W, 2-1
Nov. 24	(4) American \$	H	W, 2-1
Nov. 27	(4) New Mexico (1) \$! #	H	T, 1-1 (ot)
Dec. 4	(4) Duke (17) \$	H	L, 0-3

2005 (12-5-3, 6-2-0 ACC)

Sept. 2	(11) UC Riverside	N41	W, 2-0
Sept. 4	(11) UC Santa Barbara (9)	A	T, 0-0 (ot)
Sept. 10	(11) Charlotte	H	W, 2-0
Sept. 14	(11) Longwood	H	W, 4-0
Sept. 17	(20) NC State	H	W, 2-0
Sept. 21	(12) Old Dominion (18)	A	L, 0-3
Sept. 24	(12) Boston College	A	W, 4-3
Sept. 28	(22) Mount St. Mary's	H	W, 4-0
Oct. 1	(22) North Carolina (2)	H	W, 2-0
Oct. 5	(17) Monmouth	H	T, 2-2 (ot)
Oct. 7	(17) Clemson	A	W, 1-0 (2ot)
Oct. 12	(15) Saint Francis (NY)	H	W, 2-1
Oct. 16	(15) Duke (10)	H	W, 1-0
Oct. 19	(8) Maryland (8)	A	L, 0-3
Oct. 22	(8) Liberty	H	W, 2-0
Oct. 29	(7) Virginia Tech (12)	H	L, 1-2 (ot)
Nov. 4	(9) Wake Forest	A	W, 2-1 (ot)
Nov. 9	(11) Clemson #	N39	L, 1-4
Nov. 22	(11) South Florida \$	H	T, 4-4 (ot)
Nov. 27	(11) N. Carolina (2) \$	A	L, 1-2

2006 (17-4-1, 6-2-0 ACC)

Aug. 25	(3) Davidson	H36	W, 2-0
Aug. 27	(3) UC Santa Barbara (21)	H36	W, 1-0
Sept. 2	(3) George Mason	H	W, 2-0
Sept. 4	(3) UCLA (10)	H	W, 1-0
Sept. 9	(3) NC State	A	W, 2-1
Sept. 12	(2) St. Francis (Pa.)	H	W, 2-1 (ot)
Sept. 15	(2) Boston College	H	W, 3-2 (ot)
Sept. 19	(2) West Virginia (8)	H	W, 2-1 (ot)
Sept. 22	(1) North Carolina (8)	A	L, 1-2
Sept. 27	(5) American	H	W, 2-1
Sept. 30	(5) Clemson (2)	H	W, 1-0
Oct. 3	(3) Liberty	H	W, 1-0
Oct. 6	(3) Duke (6)	A	L, 1-2
Oct. 11	(4) Maryland (2)	H	W, 3-0
Oct. 20	(2) Virginia Tech (19)	A	W, 3-1
Oct. 27	(2) Wake Forest (3)	H	L, 1-2
Nov. 1	(3) Clemson (6) #	N42	W, 2-0
Nov. 3	(3) Wake Forest (2) # &	N42 T	1-1 (3ot)
Nov. 15	(3) Bucknell \$	H	W, 4-0
Nov. 18	(3) California (11) \$	H	W, 2-1
Nov. 24	(3) Notre Dame (12) \$	H	W, 3-2
Dec. 2	(3) UCLA (22) \$	N43	L, 0-4

2007 (12-8-2, 1-5-2 ACC)

Aug. 31	(5) Columbia	H	W, 5-0
Sept. 2	(5) Richmond	H	W, 2-0
Sept. 7	(3) SMU (9)	A19	L, 1-5
Sept. 9	(3) Tulsa	N19	W, 2-0
Sept. 16	(6) St. John's	H	W, 1-0 (ot)
Sept. 19	(3) Campbell	H	W, 2-1
Sept. 22	(3) NC State	A	T, 2-2 (2ot)
Sept. 25	(4) Mount St. Mary's	H	W, 3-0
Sept. 28	(4) Virginia Tech (16)	H	T, 1-1 (2ot)
Oct. 6	(4) North Carolina	H	W, 2-1
Oct. 12	(4) Clemson	A	L, 1-2
Oct. 16	(7) Florida Atlantic	H	W, 4-2
Oct. 20	(7) Boston College (9)	H	L, 1-2
Oct. 23	(10) Liberty	H	W, 3-0
Oct. 26	(13) Duke (23)	H	L, 1-2
Oct. 30	(14) Mercer	H	W, 4-0
Nov. 3	(14) Maryland (25)	A	L, 1-4
Nov. 9	(21) Wake Forest (2)	A	L, 1-3
Nov. 13	(25) NC State #	N39	W, 4-1
Nov. 14	(25) Boston College (6) #	N39	L, 0-1
Nov. 23	(25) St. Peter's \$	H	W, 3-1
Nov. 28	(25) West Virginia (18) \$	A	L, 0-1

2008 (11-9-1, 4-4-0 ACC)

Aug. 29	(18) St. John's	H	L, 0-1
Aug. 31	(18) SMU (14)	H	L, 1-3
Sept. 5	George Mason	A	W, 3-2 (2ot)
Sept. 7	Hofstra	H	W, 4-2
Sept. 13	VCU	A	L, 1-3
Sept. 19	NC State	H	W, 5-0
Sept. 23	CCSU	H	W, 4-0
Sept. 26	Virginia Tech	A	W, 2-1
Oct. 3	North Carolina (12)	A	W, 1-0
Oct. 7	(18) Liberty	H	W, 3-0
Oct. 10	(18) Clemson	H	W, 1-0
Oct. 17	(14) Boston College	A	L, 0-1
Oct. 21	(19) Longwood	H	T, 2-2 (2ot)
Oct. 25	(19) Duke	A	L, 0-1 (ot)
Oct. 28	American	H	W, 4-2
Oct. 31	Maryland (4)	H	L, 1-2
Nov. 7	Wake Forest (1)	H	L, 0-2
Nov. 12	Duke (23) #	N39	W, 4-2
Nov. 14	Wake Forest (1) #	N39	W, 3-2
Nov. 16	Maryland (4) #	N39	L, 0-1
Nov. 25	(19) Connecticut (22) \$	H	L, 0-2

2009 (19-3-3, 4-3-1 ACC)**NCAA CHAMPIONS****ACC CHAMPIONS**

Sept. 4	(22) Portland	A	W, 3-0
Sept. 6	(22) Washington	N44	W, 2-1 (ot)
Sept. 11	(16) Duke (19)	H	L, 0-1 (2ot)
Sept. 15	(20) Mount St. Mary's	H	W, 1-0
Sept. 18	(20) Wake Forest (2)	A	W, 1-0
Sept. 22	(11) George Washington	H	W, 2-1 (ot)
Sept. 26	(11) Clemson	H	L, 0-1
Sept. 29	(12) VCU	H	W, 1-0 (2ot)
Oct. 2	(12) North Carolina (5)	A	L, 0-1 (2ot)
Oct. 7	(13) Longwood	H	W, 2-0
Oct. 13	(11) Liberty	H	T, 1-1 (2ot)
Oct. 17	(11) Virginia Tech	A	W, 3-1
Oct. 20	(12) Howard	H	W, 2-0
Oct. 25	(12) Boston College	H	W, 2-0
Oct. 31	(10) Maryland (6)	A	T, 0-0 (2ot)
Nov. 3	(7) American	H	W, 3-0
Nov. 7	(7) NC State (18)	H	W, 1-0
Nov. 11	(6) Maryland (5) #	N39	W, 1-0
Nov. 13	(6) Wake Forest (3) #!	N39 T	0-0 (2ot)
Nov. 15	(6) NC State (20) #	N39	W, 1-0
Nov. 22	(2) Bucknell \$	H	W, 5-0
Nov. 29	(2) Portland \$	H	W, 1-0
Dec. 4	(2) Maryland (13) \$	H	W, 3-0
Dec. 11	(2) Wake Forest (3) \$	N39	W, 2-1 (ot)
Dec. 13	(2) Akron (1) \$!	N39	W, 0-0 (2ot)

2010 (11-6-3, 2-4-2 ACC)

Sept. 3	(2) UAB	H	W, 2-1
Sept. 5	(2) St. John's (17)	H	W, 5-0
Sept. 11	(2) Duke (7)	A	T, 2-2 (2ot)
Sept. 14	(2) Marist	H	W, 2-0
Sept. 18	(2) Wake Forest (12)	H	L, 0-1
Sept. 21	(5) American	H	W, 2-0
Sept. 25	(5) Clemson	A	W, 1-0
Sept. 28	(3) Longwood	H	W, 2-0
Oct. 1	(3) North Carolina (2)	H	L, 0-1
Oct. 5	(4) Liberty	H	W, 2-1
Oct. 9	(4) Alabama A&M	H	W, 10-0
Oct. 12	(3) James Madison	H	T, 0-0 (2ot)
Oct. 15	(3) Virginia Tech	H	W, 2-1 (ot)
Oct. 22	(3) Boston College (15)	A	T, 1-1 (2ot)
Oct. 29	(5) Maryland (3)	H	L, 0-2
Nov. 2	(10) Campbell	H	W, 4-1
Nov. 6	(10) NC State	A	L, 0-2
Nov. 10	(13) Wake Forest #	N39	W, 1-0
Nov. 12	(13) Maryland (3) #	N39	L, 0-2
Nov. 18	(18) Old Dominion \$	H	L, 0-1

2011 (12-8-1, 4-3-1 ACC)

Aug. 26	(17) West Virginia (11)	N42	L, 0-1
Aug. 29	Richmond (11)	H	W, 7-1
Sept. 2	Cincinnati (16)	N44	W, 1-0
Sept. 4	Wisconsin (16)	N44	W, 4-2
Sept. 9	(25) Duke (12)	A	W, 1-0
Sept. 13	Liberty (10)	H	L, 0-2
Sept. 16	(19) Charlotte (10)	H	L, 1-2 (ot)
Sept. 20	Radford	H	W, 4-3
Sept. 23	North Carolina (4)	H	L, 0-3
Sept. 30	Clemson	A	W, 2-0
Oct. 7	(2) Maryland (23)	H	W, 2-1
Oct. 11	Navy (18)	H	W, 2-0
Oct. 14	Wake Forest (18)	A	L, 3-4
Oct. 18	Howard (21)	H	W, 2-0
Oct. 21	Virginia Tech (21)	A	T, 0-0
Oct. 25	American (25)	H	W, 2-0
Oct. 29	(13) Boston College (25)	H	L, 1-2
Nov. 3	NC State	H	W, 4-1
Nov. 8	Wake Forest (24) #	H	W, 4-3 (2ot)
Nov. 11	(2) North Carolina (24) #	N39	L, 0-1 (ot)
Nov. 17	(23) Delaware (22) \$	H	L, 0-1 (2ot)

2012 (10-7-4, 3-4-1 ACC)

Aug. 24	Georgetown	N42 L, 1-2 (ot)
Aug. 31	California (22)	H W, 2-1
Sept. 2	UCLA (11)	H L, 0-1 (ot)
Sept. 7	Duke	H W, 1-0
Sept. 11	Mount St. Mary's	H W, 6-1
Sept. 14	Xavier (19)	H T, 1-1 (2ot)
Sept. 18	Drexel	H W, 2-0
Sept. 21	North Carolina (8)	A L, 0-1
Sept. 25	VCU	A W, 1-0 (2ot)
Sept. 28	Clemson	H L, 0-2
Oct. 5	Maryland (1)	A L, 0-1
Oct. 9	High Point (23)	H W, 2-1
Oct. 12	Wake Forest (15)	H L, 1-4
Oct. 16	Wright State	H W, 3-2
Oct. 19	Virginia Tech	H W, 3-2 (ot)
Oct. 26	Boston College (22)	A T, 0-0 (2ot)
Nov. 1	NC State	A W, 2-1 (2ot)
Nov. 6	Wake Forest (13) #	A T, 2-2 (2ot)
Nov. 9	North Carolina (3) #&	N42 T, 0-0 (2ot)
Nov. 15	Lafayette \$	H W, 1-0
Nov. 18	New Mexico (9) \$	A L, 1-3

2013 (13-6-5, 4-3-4 ACC)

Aug. 30	(20) Louisville (10)	H L, 1-2
Sept. 2	(20) St. John's (19)	H W, 2-0
Sept. 6	(21) Clemson	A L, 0-2
Sept. 13	Wake Forest (15)	A L, 2-3
Sept. 17	George Mason (23)	H W, 3-0
Sept. 20	NC State	H T, 3-3 (2ot)
Sept. 24	Providence	H W, 4-0
Sept. 28	Syracuse (24)	A W, 2-0
Oct. 1	VCU (23)	H W, 2-1 (2ot)
Oct. 4	Pittsburgh	H W, 5-0
Oct. 8	(23) Duke	A T, 0-0 (2ot)
Oct. 11	(23) Maryland (5)	H T, 3-3 (2ot)
Oct. 18	(19) Virginia Tech	A T, 1-1 (2ot)
Oct. 26	(23) Notre Dame (2)	A W, 2-0
Oct. 29	(11) UNC Greensboro	H W, 2-1 (ot)
Nov. 1	(11) N. Carolina (23)	H L, 0-1
Nov. 8	(12) Boston College	H W, 1-0 (ot)
Nov. 12	(12) Wake Forest (9) #	A W, 1-0 (ot)
Nov. 15	(12) Notre Dame (1) #	N42 T, 3-3 (2ot)

2014 (14-6-3, 3-3-2 ACC)**NCAA CHAMPIONS**

Aug. 29	Old Dominion (20)	H W, 1-0 (ot)
Sept. 5	Tulsa	A L, 0-1 (2ot)
Sept. 7	UAB (18)	N W, 2-1
Sept. 12	Virginia Tech	H W, 1-0
Sept. 15	VCU	H W, 1-0
Sept. 21	Notre Dame (5)	H T, 1-1 (2ot)
Sept. 24	Davidson	H L, 1-2
Sept. 27	Syracuse (18)	A L, 0-1
Sept. 30	James Madison	H W, 2-1 (ot)
Oct. 4	Pittsburgh	A W, 3-0
Oct. 7	George Mason	A W, 1-0
Oct. 11	Duke	H W, 1-0
Oct. 17	Clemson	A L, 1-2
Oct. 21	Radford	H W, 3-0
Oct. 24	Wake Forest	H L, 1-2
Nov. 1	North Carolina (3)	A T, 1-1 (2ot)
Nov. 5	Virginia Tech #	H W, 1-0
Nov. 9	Notre Dame (4) #	A, L, 0-3
Nov. 23	UNC Wilmington \$	H W, 3-1
Nov. 30	Notre Dame (1) \$	A W, 1-0
Dec. 6	Georgetown (8) \$	A T, 1-1 (2ot)
Dec. 12	UMBC \$	N39 W, 1-0
Dec. 14	UCLA (2) \$	N39 W, 0-0 (2ot)

Legend

- 1 — at Salem, Va.
- 2 — at Lynchburg Tournament, Lynchburg, Va.
- 3 — at Lynchburg, Va.
- 4 — at Roanoke, Va.
- 5 — at Lexington, Va.
- 6 — at Harrisonburg, Va.
- 7 — at Loyola Tournament, Towson, Md.
- 8 — at UMBC Tournament, Catonsville, Md.
- 9 — at William & Mary Classic, Williamsburg, Va.
- 10 — at Old Dominion Classic, Norfolk, Va.
- 11 — at Akron Tournament, Akron, Ohio
- 12 — at Fairfax, Va.
- 13 — at USF Tournament, San Francisco, Calif.
- 14 — at adidas/Met Life Classic, Bloomington, Ind.
- 15 — Coca-Cola Classic, Charlottesville, Va.
- 16 — at McDonald's Classic, Tampa, Fla.
- 17 — at Met Life Classic, New Brunswick, N.J.
- 18 — at Mayor's Cup XII, Oneonta, N.Y.
- 19 — at SMU Soccer Classic, Dallas, Texas
- 20 — at Durham, N.C.
- 21 — at adidas Ethel M Classic, Las Vegas, Nev.
- 22 — at Clemson, S.C.
- 23 — at Pacific West Classic, Stanford, Calif.
- 24 — at New Brunswick, N.J.
- 25 — at Chapel Hill, N.C.
- 26 — at Tampa, Fla.
- 27 — Lanzer/Sheraton Classic, Charlottesville, Va.
- 28 — at Davidson, N.C.
- 29 — at Richmond, Va.
- 30 — adidas Invitational, Charlottesville, Va.
- 31 — at Kissimmee, Fla.
- 32 — at Fila Invitational, Fullerton, Calif.
- 33 — at Virginia Beach, Va.
- 34 — at Winston-Salem, N.C.
- 35 — at Pacific Soccer Classic, Westwood, Calif.
- 36 — Virginia Soccer Classic, Charlottesville, Va.
- 37 — Fila/Maryland Classic, College Park, Md.
- 38 — at Christopher Newport, Newport News, Va.
- 39 — at Cary, N.C. at SAS Soccer Stadium.
- 40 — Saint Louis Nike Classic, Saint Louis, Mo.
- 41 — UCSB Adidas Classic, Santa Barbara, Calif.
- 42 — Germantown, Md.
- 43 — College Cup, St. Louis, Mo.
- 44 — Hilton Garden Hokie Invitational, Blacksburg, Va.
- 45 — College Cup, Chester, Pa.

- @ — Virginia State Tournament
 - # — Atlantic Coast Conference Tournament
 - \$ — NCAA Tournament
 - ! — advanced or won due to penalty kicks
 - & — did not advance or lost due to penalty kicks
- Beginning in 1980, the number in front of the opponent name indicates Virginia's ranking in the Soccer America poll coming into the game. The number following the opponent name indicates its ranking.

2009 National Champions

ALL-TIME LETTERWINNERS

A

Daniel R. Abramson 1967-68-69
 Michael Agesen 1980
 Brad Agoos 1989-90-91-92
 Jeff Agoos 1986-88-89-90
 Chris Agorsor 2008-09
 Pablo Aguilar 2014
 William H. Albrecht 1941
 Chris Albright 1997-98
 Jordan Allen 2013
 Albert Amsterdam 1941-44
 Kenny Arena 1999-00-01-02
 Ernest A. Arend 1951
 Mark T. Aronson 1980
 Robert H. Aronson 1966-67-68
 Mehmet A. Atakan 1965
 Eric Y. Atanda 1979-81-82
 Robert Atanda 1991
 Alfredo Aunon 1977
 Jose I. Aunon 1977
 Matt Ayotte 2004-05-06-07

B

Steve Baer 1982-83-84
 Tom Baker 1993-94-95-96
 John T. Bakhaus 1967-68
 Phillip D. Barksdale 1954-55-56
 Thomas Ball 1947-48-49
 Taylor Barada 1993
 Jeremy Barlow 2004-05-06-07
 Neil Barlow 2006-07-08-09
 Robert H. Barnard 1949-51
 Sheldon Barnes 1998-99-00-01
 Peter Barres 1956-57
 Jon S. Barrett 1953
 Shawn Barry 2008-09
 Brian Bates 1990-91-92-93
 Will Bates 2009-10-11-12
 José Bauza 1976-77-78-79
 Allston P. Bayless 1961
 Geoffrey B. Beardall 1948-49
 Noel G. Belli 1972-73
 P.J. Benavides 1953-54
 Harry K. Benham 1959-60-61
 Scott D. Benjamin 1973
 Matt Beran 1998, 2001
 Ryan Best 2003
 Jan Beyan 1950
 Bernard D. Bialzak 1977
 Neil Bianco 1998, 2000
 Fred H. Billups 1958-59
 Eric Bird 2011-12-13-14
 Robert Blanchard 1951-52-53
 Sam Bloom 1989
 Dr. Frederick Bode 1941
 Olin P. Boone 1946-47
 Kenneth D. Bornstein 1946
 Ryan Borst 1994-95-96
 S. Davis Bowman 1967-68-69-70
 Samuel Bradbury 1962-63-64
 Craig Brannan 1990-91-92
 N.E. Brassert 1953-54-55
 Harry A. Braswell 1974
 Mark E. Brcic 1980-81-82-83
 John Bretherton 1947-48-49-50
 David L. Brillhart 1979-80-81-82
 Calle Brown 2013-14
 Matt Brown 2011-12-13-14
 U.T. Brown, Jr. 1955-57
 Douglas S. Bruce 1946-47-48-49
 Stephen K. Brunett 1980-81
 Francis L. Buck 1964
 Maunder Burant 1950
 Ryan Burke 2003-04-05-06
 Benjamin Bush 1973-74-75-76

Curtis Bush 1998-99-00-01
 Warner L. Butler 1959
 Jeff Bynum 1987-88-89

C

Jeff Caldwell 2014
 Jorge F. Camacho 1976
 Harry W. Campbell 1960-61-62
 Thomas H. Campbell 1966
 W.A. Campbell 1957-58
 A.M. Caputo 1961-62
 Brian L. Carney 1976-77-78
 Zach Carroll 2012-13
 Hill Carter 1964-66
 Robert Caskey 1950-51-52
 Jeff Causey 1990-91-92-93
 James Chamberlin 1954
 Robert Chamberlin 1956-57
 Michael Chamowitz 1966
 Scott Champ 1989-90-91
 Duncan D. Chaplin 1949
 Cameron Chavira 2010-11-12
 Matt Chulis 1995-96-97-98
 Joseph W. Chorlton 1946-47-48
 David Cockley 1963-64-65
 William A. Cohen 1966
 Sheldon L. Cohn 1974-75-76
 Nico Colaluca 2004-05-06
 Jonathan Cole 1999-00-01-02
 David Comfort 1999-00-01-02
 Jay D. Connor 1968-69-70-71
 Shane Cooke 2010-11-12
 Paul D. Corbin 1972-73-74
 Nicko Corriveau 2013-14
 Dalton Couig 1947-48-49
 David Cox 1992-93
 Philip D. Crane 1968-69-70-71
 Ben Crawley 1989-90-91-92
 Adam Cristman 2003-04-05-06
 Blake Cronin 1991
 Samuel Crosby 1969-70-71-72
 Steve Crosby 1973
 William Cross 1952
 Charles T. Cudlip 1962
 Geoffrey Curme 1970-71-72
 T.J. Cyrus 2007-08-09-10

D

David Damiani 1988-89
 C. Peyton Daniel 1947-48-49
 William A. Davidson 1964-65-66
 Doug Davies 1984-85-86
 Bruce B. Davis 1973
 Robert Davis 1948
 Thomas K. Dawes 1970
 Barry P. Day 1981-82
 William C. DeBrun 1966
 Jay Del Carmen 1984-85-86-87
 Kenneth Denbroeder 1963-64-65
 George Denison 1941-42
 Gael deTigny 1962
 David M. Dickey 1978-79-80-81
 Roger Dierman 1956
 Nino DiMaggio 2005-06-07-08
 Ari Dimas 2009-10-11
 Kirk Dinnall 2001-02-03-04
 Marcus Douglas 2010-11-12
 Daniel J. Doyle 1981-82-84
 George N. Dreybus 1978-79
 Steven L. Drierer 1966
 Lee P. Dudley 1953-54
 Josh Dunn 1995
 Andra P. DuPont 1970-71-73-74
 Kent Durivage 1968

E

Roderigo Escobar 1974
 Keith N. Eshleman 1976-77
 Alecko Eskandarian 2000-01-02
 Jordan Evans 2008-09

F

Drew Fallon 1986-88-89
 Bruce C. Farrell 1960-61-62
 Luke Fatton 2014
 Sean Feary 1993-94-95-96
 Chris Fehrle 2001
 Mike Feller 1998-99-2000
 Dudley P. Felt 1958-59-60
 Sean Feeney 2001-02
 John C. Ferguson 1958-59
 John Fernald 1951
 Fred Fischel 1951
 Brian D. Fisher 1961-62
 Mike Fisher 1993-94-95-96
 Jeffrey P. Fishwick 1965
 David Fitzmaurice 1993-94-95
 Scott Ford 1992
 Mike Forensich 1998
 William R. Forrester 1963-64
 Patrick Foss 2013-14
 Sam Franklin 1994-95-97-98
 Nate Friends 1992-93-94
 Hunter Freeman 2002-03-04
 Edward L. Funk 1962

G

Jeff Gaffney 1982-83-84-85
 Jeff Gal 2013
 Jay Gardiner 1965
 Alfredo P. Gaudry 1978-79-81
 John R. Gaughen 1969-70-71-72
 James W. Geissal 1951
 Butch Gelnovatch 1986-87
 George Gelnovatch 1983-84-85-86
 Frank George 1964-65
 William Gerstmyer 1976-77-78
 Michael Giallombardo 2006-07-08
 Ryan Gibbs 1999-00-01-02
 Colin Givens 2007
 James O. Glaser 1969-70
 James S. Golden 1941
 Michael Golden 1996-97-98
 William Greenhalgh 1946-48-49
 Carter T. Gunn 1968

H

Will Hall 2003-04-05-07
 Charles G. Hallowell 1976
 Robert C. Hammett 1966
 Will Hare 2014
 John Harkes 1985-86-87
 Victor Harper 1960
 David Harrison 1964
 Drew Harrison 2003-04-05-06
 John Hartman 2001-02-03-04
 Kenneth Harvey 1964-65
 Aaron Hass 2002
 Sam Hayward 2014
 William Hazelgrove 1954-55-56
 Ian N. Hemming 1947-48
 John G. Hendrickson 1949
 R. Page Henley 1955-56-57
 Tom Henske 1991-92-93
 Randolph L. Herring 1965
 Zane Hill 2001-02-03-04
 Sean Hiller 2009-10-11
 Colson H. Hillier 1953-54-55
 Sean Hinkle 2003-04-06

Todd Elliott Hitt 1983-84-85-86
 Jay Alan Hobbs 1965-66
 Harry Hobson 1956-57
 William Hochstetler 1976-77-78
 Scott Hodge 1996
 John H. Hodges 1968
 William Hodill 1941-42
 William D. Hodson 1979-80
 Thomas Hofheimer 1954-55
 Ian Holder 2003-04-05-06
 Douglas Holladay 1966
 J.T. Holland 1952
 Robert K. Hopkins 1953
 Daniel Horton 1982-83-84-85
 Thomas O. Hunter 1952-53-54
 Robert L. Hurley 1948
 P. Hutchinson 1951-52-53
 Mike Huwiler 1990-91

I

Erik Imler 1989-90-91-92
 Jamie T. Irvine 1960-61
 Timothy R. Ives 1948-49
 Edward L. Ivy 1949

J

Brian James 2012-13
 Mark H. Jander 1953
 Mike Jarosi 1987-89
 Henry E. Jenkins 1946
 Tom Jenkins 1987
 Howard B. Johnson 1949-50
 Paul Johnson 2002-03-04
 Allan G. Johnston 1966
 C. Jones 1952-53
 Page Jones 1982
 Charles W. Joseph 1955-56-57
 George A. Julius 1946-47
 Hunter Jumper 2008-09-10-11

K

Robert W. Kaiser 1958-59
 Kris Kelderman 1987-88-89-90
 E. Polk Kellam 1962-63-64
 Thomas Kelley 2002
 Ryan Kelly 2000-01-02
 Steve Kennelly 1969-70-71
 Randall A. Kerr 1973-74-75-76
 Russell D. Ketcham 1966-67-68
 Jeffrey Kersch 1968
 Jason Kim 2007
 Stephen C. Kleinman 1965-66-67
 Walter Klingman 1957-59-60
 Edwin L. Knetzger 1970-71-72
 John (Jack) Koester 1970
 Andrew Kress 1986
 James M. Kriegh 1973-74-75-76
 Gordon M. Krusen 1950-51-52
 Tim Kunihiro 1989-90-91-92
 Frederick W. Kunkle 1966
 James K. Kuser 1950-51-52

L

Ross LaBaux 2006-07-08-09
 Luis R. Lacau 1949
 Spencer LaCivita 2011-12
 Chris Lake 1993
 Floyd Lankford 1958-59-60
 Bill Lanza 1996
 J. Henry Latcham 1941-42
 Matt Laughlin 1997
 Jacob LeBlanc 2000-01-02
 Charles V. Lecraw 1973-74-75

Anthony W. Lederer..... 1951-52
 Robert Legnini..... 1968-69
 James E. Lehan..... 1949
 Keith Lenert..... 1982-83-84-85
 Riggs Lennon..... 2013-14
 Marshall Leonard..... 1998-99-00-01
 Matt Leonard..... 1995-96-97
 John C. Levy..... 1955
 Felipe Libreros..... 2010-11
 Bryan Lima..... 2010-12-13-14
 Mike Littlefield..... 2003-04
 Pepe Llontop..... 1979-80
 Jay Lodge..... 1985-87-88-89
 Phillip Long..... 2002
 Dan Louisignau..... 2007-08
 James T. Lowdon..... 1946-47
 Kermit Lowrey..... 1954
 Douglas S. Luke..... 1963
 Geoff Lundy..... 1972-73
 William F. Lyle..... 1947

M

Peter B. MacKeith..... 1977-78-79-80
 Robert MacKenzie..... 1947-48
 Barclay Macon..... 1967
 Darius Madison..... 2012-13-14
 John Maessner..... 1987-88-89-90
 David Mancuso..... 1987
 Edwin H. Marks..... 1969-70-71
 John D. Marsellus..... 1957-58-59
 Robert P. Martin..... 1953
 Kyle Martino..... 1999-00-01
 Edward Matthews..... 1946
 Neil F. Maune..... 1951
 Thomas F. Maxwell..... 1963-64
 Brett Mayer-Aschhoff..... 2001-02
 Kevin McBride..... 2010-11-12-13
 John T. McCann..... 1981-82-83-84
 Richard McConnell..... 1949
 Kyle McCord..... 2011-12-13-14
 T.W. McGinley..... 1952-53
 Fred J. McGlynn..... 1968-69-70-71
 Sean McGlynn..... 1985-86-87-88
 John B. McKinney..... 1951
 P.F. McNamee..... 1975-76-77-78
 C. Wilson McNeely..... 1961
 Thomas McSpirtitt..... 1984-85
 Mike McQuatters..... 1998
 Martin J. Meaney..... 1971-72-73-74
 Samuel Meeks..... 1941
 Chris Megaloudis..... 2001
 John P. Mehrtens..... 1968-69
 Tony Meola..... 1988-89
 David Meriwether..... 1963-64-65
 Robert Mettler..... 1960
 Keith D. Meyer..... 1981-82-83-84
 Leigh B. Middleditch..... 1948-49-50
 Brian R. Miller..... 1975
 Carl Miller..... 1946
 William Miller..... 1942
 Matt Mills..... 2011-13-14
 Robert Milward..... 1958
 Raleigh C. Minor..... 1957
 Matt Miscione..... 2010-12
 Matt Mitchell..... 2006-07-08
 Chris Moke..... 2013
 Greg Monaco..... 2008-09-10-11
 Channing Moore..... 1961-62-63
 Jason Moore..... 1997-98
 Nathaniel H. Morison..... 1955-56-57
 M. Moutinho..... 1952
 Pat Mugler..... 1987-88
 C. Roy Mundee..... 1950-51-52
 Sean Murnane..... 2009-10-12
 Dane Murphy..... 2004-05-06-07

N

Ken Najder..... 1981
 Chase Neinken..... 2007-08-09
 Richard A. Nelson..... 1965
 Robert E. Nevett..... 1950-51
 David Newman..... 2007-08
 Tain Nix..... 1992-93-94
 Philip Norris..... 1946
 Bernard Norton..... 1946

O

Paul L. O'Brien..... 1950-51-52
 Drew O'Donnell..... 1996-97-98-99
 Nate Odusote..... 2014
 Gifford Okatah-Boi..... 2004-05
 Ben Olsen..... 1995-96-97
 Matt Oliver..... 2001-02-03-04
 Curt Onalfo..... 1987-88-89-90
 Matt Owen..... 2009
 Brian Ownby..... 2008-09-10-11

P

Kim Partenheimer..... 1973-74
 Kenneth Patton..... 1961
 Peter Pearson..... 2014
 Clint Peay..... 1991-92-93-94
 Bill Peters..... 1965-66
 Mark Peters..... 1994-95
 David Y. Peyton..... 1970-71-72-73
 Scott B. Peyton..... 1971-72
 Scott Platenberg..... 1986-87
 E. Bronson Platt..... 1968
 Jordan Poarch..... 2012
 Brandon Pollard..... 1992-93-94-95
 Peter B. Polonsky..... 1978-79-80-81
 Matt Poole..... 2005-06-07-08
 David I. Powell..... 1978-79-80
 Jack Powell..... 1950
 Thomas C. Praktish..... 1976-77-78
 M. Prey..... 1951
 Theodore W. Price..... 1961-62
 Chad Prince..... 1997-98-99-2000
 Tim Prisco..... 1995-96
 Orest (Rocky) Prockiwi..... 1956-58
 Robert B. Purcell..... 1965-66
 John Putnam..... 1958

R

Jack Ray..... 1953
 William A. Ray..... 1962-63-64
 Robert Reed..... 1958-59-60
 Key Reid..... 1993-94-95
 Diego Restrepo..... 2009-10
 Yannick Reyring..... 2005-06-07
 Claudio Reyna..... 1991-92-93
 Herbert Y. Reynolds..... 1958-59-60
 Mark Reynolds..... 1975-76
 Calvin Rezende..... 2011
 Connor Rezende..... 2011
 Alkus I. Riesenburger..... 1942
 Manuel Rionda..... 1946
 Mark Riehl..... 1975-76-77-78
 Benito B. Rish..... 1941-42
 A.E. Robertson..... 1951-52
 Xavier Rock..... 2007
 Ahkeel Rodney..... 2009-10
 Jose (Dan) Rojas..... 1954-55
 Mike Rogers..... 1974-75-76-77
 Robby Rogers..... 2005-06-08
 Bruce Rollinson..... 1954-55
 Larry Rose..... 1973
 David Rosenbaum..... 2004
 Alan H. Rosenthal..... 1963-64
 Michael C. Ross..... 1967
 Barret J. Rossie..... 1975-76
 Peyton Rowan, Jr..... 1958-59
 Lionel L. Rowe..... 1954-55
 Jake Rozhansky..... 2014
 Kyle Rudzinski..... 2004-05-07
 Alexander H. Ruhl..... 1948
 Philip M. Russell..... 1970-71-72-73

S

Houston M. Sadler..... 1958-59
 Yuri Sagatov..... 1995-96-97
 Marcus Salandy-Defour..... 2012-13
 Adam H. Salladin..... 1981-82-83
 Richard Sanders..... 1972-73-74-75
 Lee Sandwina..... 2005-06
 Mike Sanchez..... 1988
 Paul H. Saylor..... 1961-62-63
 Manny Scere..... 2014
 Tom Schildwacher..... 1968-69-70
 Michael Schnabel..... 1982-83-84-85
 Andriy Shapowal..... 1994-95-96-97
 John R. Sheffield..... 1946-47-48
 John R. Sherry..... 1969-70
 William Shmiedeiser..... 1950
 Steven D. Shor..... 1980-81
 Zola Short..... 2004-05-06-07
 Damian Silvera..... 1992-93-94-95
 Joel Silverberg..... 1956-57
 Grant Silvester..... 2011-12-13-14
 Jimmy Simpson..... 2008-09-10
 Chefik Simo..... 2003-04
 Robert Simonton..... 1984
 Kevin M. Sims..... 1975-76-77-78
 Kyle Singer..... 1999-00-01
 Brian Siracusa..... 1991-92
 Mike Slivinski..... 1993-96
 Karter Smith..... 2007-08
 V. Scott Smith..... 1977-78-79-80
 Warren Lister Smith..... 1958-59
 Sheridan G. Snyder..... 1956-57-58
 William C. Snyder..... 1955
 Eric Solomon..... 1999-00-01-02
 Chris Somerville..... 2011-12
 William Sommerfield..... 1959-60-61
 Randy Soules..... 1969
 Bakary Soumare..... 2006
 R. Michael Sorensen..... 1967-68-69
 Brian Span..... 2010-11
 Frederick L. Spencer..... 1951
 Michael E. Stack..... 1977-78-79-80
 Richard A. Steeneck..... 1961-62-63
 Steven Steinberg..... 1974-77
 James R. Stephens..... 1964-65
 Slobodan Sterdteovich..... 1968
 Robert Stevens..... 1982-83
 Robert I. Steward..... 1982-83-84-85
 James V. Stout..... 1975-77
 Wesley Suggs..... 2014
 Kyler Sullivan..... 2011-12-13-14
 Sheldon Sullivan..... 2014
 John Sylvester..... 1986-87-88
 Barna Szabo..... 1961-62-63

T

Joaquin Targhetta..... 1997
 Bradley A. Taylor..... 1979
 John S. Taylor..... 1967-68-69
 Tony Tchani..... 2008-09
 Jack Tcherkezian..... 1958
 Henry Tembon..... 2007
 Frank Teng..... 1941
 Gentry W. Thatcher..... 1960-62
 Randy Thomas..... 1974-75-76
 Scott Thomsen..... 2012-13-14
 Chris Tierney..... 2004-05-06-07
 Jon Titchener..... 1989
 Chris Tolomeo..... 1980-81-82-83
 Steve Totten..... 1998-99-00-01
 Ryan Trout..... 1997-98-99-2000
 Nils C. Trulsson..... 1952-53-56
 Jeff Tuman..... 2001-02-03-04
 Howard Turk..... 2008-09
 Ulysses G. Turner, III..... 1957-58

V

Ernest C. Vaughan..... 1966
 Michael Vermillion..... 1961-62
 Scott Vermillion..... 1995-96-97
 C. Brian Vernon..... 1981-82-83-84
 George B. Vest..... 1950-51-52
 Joe Vide..... 2002-03-04
 Joe Villanueva..... 2002
 Jonathan Villanueva..... 2006-07-08-09
 Brantley P. Vitek..... 1982-83-84-85
 Paul K. Voigt..... 1976
 Mike Volk..... 2009-10-11
 Michael Volpe..... 1982-83-84-85
 Arthur B. Voorhees..... 1941

W

Rudy Wachsmann..... 1956
 Harry Wainwright..... 1966
 David M. Wakelee..... 1948-49
 Voga E. Wallace..... 1980-81-82-83
 William A. Wallace..... 1959-60
 William A. Wallace..... 1979-80-81
 Billy Walsh..... 1994-95-96
 Gregory Washburn..... 1973
 Chris Warden..... 1965
 Mark Wayland..... 1987-88-89
 Matt Wayland..... 1989
 Ross Weber..... 1977
 Matt Weiler..... 2008
 Brian West..... 1996-97
 Todd Wharton..... 2012-13-14
 Ben G. Whipple..... 1973-74
 B.T. White..... 1952-53-54
 Charlie White..... 1972-73
 Peter White..... 1947-49-50
 Will Whorton..... 2009
 Roger Wilkenoh..... 1954
 Bob Willen..... 1984-85-86-87
 Matt Williams..... 2004-05-06-07
 Richie Williams..... 1988-89-90-91
 Richard L. Williams..... 1946-47
 Julien H. Williams..... 1966
 Judson T. Williams..... 1969-72
 William Williams..... 1973-74
 Robert Wilson..... 1959
 Lloyd M. Witkind..... 1941-42
 Robert A. Woithe..... 1954-55-57
 George Wong..... 1946
 A.J. Wood..... 1991-92-93-94
 Richard Wood..... 1957
 James P. Woodard..... 1955-56
 Mark S. Woolley..... 1975-76-77-78
 Kent H. Worthington..... 1963-64
 Peter Wright..... 1965-66
 Rob Wright..... 1998-99-00-02
 Peter J. Wylie..... 1975-76-77-80

Y

Brock Yetso..... 1996-97-98
 Brian Yi..... 2003-04
 Lyle Yorks..... 1988-89-90-91
 Ronald F. Young..... 1959-61

Z

Jay Ziehl..... 1969-70-71-72
 Tim Zimmerman..... 1972-73-74
 Ryan Zinkhan..... 2011-12-13-14
 Jacques S. Zinman..... 1941-42

COVERING THE CAVALIERS

The 2015 Virginia men's soccer fact book was prepared by the Athletics Media Relations office to assist the news media in its coverage of the Cavaliers this spring. Requests for additional information, feature materials and photographs should be made to AMR.

ATHLETICS MEDIA RELATIONS

University of Virginia
P.O. Box 400853
Charlottesville, VA 22904-4853
(434) 982-5500
VirginiaSports.com

The UVa Athletics Media Relations Office is located on the first floor of John Paul Jones Arena. Regular business hours are 8 a.m. to 5 p.m., Monday through Friday.

PRESS CREDENTIALS / PARKING

Admission to the Klöckner Stadium press box is by official credential only and is strictly limited to members of the working press. Credentials are not intended for fans, friends or spouses.

Requests for credentials should be directed to Fledgerjohann or Darlene Craig in the Athletics Media Relations Office no later than 24 hours before game time. Credentials will be left at the ticket window at the main entrance to Klöckner Stadium and can be picked up at media will call one hour before the start of the game.

Parking passes are not required and space is available on a first-come, first-served basis in the University Hall West lot, across Copeley Road from Klöckner Stadium.

PHOTO CREDENTIALS

All photographers and camera operators must wear a visible credential issued by the Athletics Media Relations Office. No tripod equipment may be used on the field level, for the safety of the players and photographers. Photographers may shoot from anywhere on the far sideline (across from the grandstand) and on the near sideline beyond the ends of the team benches. On the endlines, photographers are permitted only between the edges of the penalty box and the sideline.

INTERVIEWS

All interviews with coaches and players must be arranged through the Athletics Media Relations Office. It is requested that you allow the media relations staff at least one day, preferably longer, to arrange the interview. Coaches and players are not available for interviews on game day, prior to the game.

Head coach George Gelnovatch is usually available immediately after morning practices or mid-afternoon.

Postgame interviews are conducted at Klöckner Stadium following a cooling off period.

TELEPHONES

Should you require your own telephone line for game coverage, please make the necessary arrangements at least three business days in advance through the Athletics Media Relations Office.

WIRELESS INTERNET

See an Athletics Media Relations contact for a wireless pin code to access the wireless network in the press box.

ATHLETICS MEDIA RELATIONS



JIM DAVES
Assistant AD for
Media Relations

Office.....243-2467
Mobile.....962-7668
jimdaves@virginia.edu



ANDY FLEDDERJOHANN
Assistant Director/
Men's Soccer Contact

Office.....982-5131
Mobile.....906-0075
fledder@virginia.edu

PHONE NUMBERS TO NOTE (434)

Athletics Media Relations.....982-5500
FAX-982-5525
Athletics Director.....982-5100
Athletics Ticket Office.....924-UVA1
(800) 542-UVA1
Sports Promotions.....982-5600
Stadium Press Box.....906-0075

UVA ON THE INTERNET

Up-to-date information on the UVa men's soccer team is available on the internet at VirginiaSports.com. The site includes the Cavaliers' roster, schedule, results, player profiles, statistics, releases, game stories and historical information. Game stories and statistics will be updated on a timely basis following the completion of each contest.

RADIO

Broadcasts are made from the radio broadcast facilities in Klöckner Stadium and arrangements must be made in advance. Anyone planning to broadcast a game from Klöckner Stadium should contact the Athletics Media Relations Office at least three business days in advance.

DIRECTIONS TO KLÖCKNER STADIUM

From the East/West: Take I-64 to exit 118B (Culpeper-Charlottesville). Take second exit (sign will say University of Virginia Information Center and Business 250 East) and bear right onto Ivy Road. At second light, turn left on to Copeley Road. The stadium is on the left.

From the North: Take Route 29 south into Charlottesville (Emmet Street). Turn right at Massie Road. Go to the next light and turn left onto Copeley Road. The stadium is on the left.

From the South: Take Route 29 to Business Route 250 East (sign will say University of Virginia Information Center) and bear right onto Ivy Road. At second stoplight, turn left onto Copeley Road. The stadium is on the left.

