



VIRGINIA

VIRGINIA ATHLETICS MEDIA RELATIONS
 295 Massie Road, Room 154
 Charlottesville, VA 22904
Men's Basketball Contact: Erich Bacher
OFFICE: (434) 982-5530 • **CELL:** (720) 318-5538
E-mail: bacher@virginia.edu
ON THE WEB: VirginiaSports.com
ON TWITTER: @UVAMensHoops, @erichjbacher

18 NCAA TOURNAMENT APPEARANCES • 2 NCAA FINAL FOUR BERTHS • 13 NIT APPEARANCES • 6 ALL-AMERICANS • 64 ALL-ACC SELECTIONS

2013-14 SCHEDULE/RESULTS - 30-7, 16-2 ACC

Date	Opponent	TV	Time/Result
Nov. 8	[24] JAMES MADISON	ESPN3	W, 61-41
Nov. 12	[25] VCU (14)	ESPN2	L, 59-56
Nov. 16	[25] vs. Davidson (Charlotte, N.C.)		W, 70-57
Nov. 19	[RV] NAVY	RSN	W, 67-42
Nov. 23	[RV] LIBERTY ^	ESPN3	W, 75-53
Nov. 26	[RV] HAMPTON ^	ESPN3	W, 69-40
Nov. 29	vs. [RV] SMU ^	CBSN	W, 76-73
Nov. 30	vs. [RV] Missouri State ^	CBSN	W, 83-63
Dec. 4	[RV] WISCONSIN (8) %	ESPN2	L, 48-38
Dec. 7	at [RV] Green Bay	ESPNU	L, 75-72
Dec. 21	[RV] NORTHERN IOWA	ESPN3	W, 57-43
Dec. 23	[RV] NORFOLK STATE	ESPN3	W, 66-56
Dec. 30	at Tennessee	ESPN2	L, 87-52
Jan. 4	at Florida State (RV)*	ESPN2	W, 62-50
Jan. 8	WAKE FOREST *	RSN	W, 74-51
Jan. 11	at NC State *	ESPN2	W, 76-45
Jan. 13	[RV] at Duke (23) *	ESPN	L, 69-65
Jan. 18	[RV] FLORIDA STATE *	ACCN	W, 78-66
Jan. 20	[RV] NORTH CAROLINA *	ESPN	W, 76-61
Jan. 25	[RV] VIRGINIA TECH *	ACCN	W, 65-45
Jan. 28	[RV] at Notre Dame *	ESPNU	W, 68-53
Feb. 2	[RV] at Pitt (18) *	ESPNU	W, 48-45
Feb. 5	[20] BOSTON COLLEGE *	ESPN2	W, 77-67
Feb. 8	[20] at Georgia Tech *	ACCN	W, 64-45
Feb. 10	[17] MARYLAND *	ESPNU	W, 61-53
Feb. 15	[17] at Clemson *	ESPN2	W, 63-58
Feb. 18	[14] at Virginia Tech *	ACCN	W, 57-53
Feb. 22	[14] NOTRE DAME *	ESPN2	W, 70-49
Feb. 26	[12] MIAMI *	RSN	W, 65-40
March 1	[12] SYRACUSE (4) *	ESPN	W, 75-56
March 9	[5] at Maryland *	CBS	L, 75-69 (OT)
March 14	vs. [6] Florida State **	ESPN2	W, 64-51
March 15	vs. [6] Pittsburgh (RV) **	ESPN	W, 51-48
March 16	vs. [6] Duke (7) **	ESPN	W, 72-63
March 21	vs. [3] #16 Coastal Carolina !	TBS	W, 70-59
March 23	vs. [3] #8 Memphis (RV) !	TNT	W, 78-60
March 28	vs. [3] #4 Mich. State (11) &	TBS	L, 61-59

HOME GAMES IN BOLD CAPS

^ - Corpus Christi Challenge
 % - ACC/Big Ten Challenge
 * - ACC game
 ** - ACC Tournament game, Greensboro, N.C.
 ! - NCAA Tournament game, Raleigh, N.C.
 & - NCAA East Regional Semifinal game, New York, N.Y.

- 30** - Virginia tied a school record with its 30 wins in 2013-14.
- 18** - Virginia has won a school-best 18 consecutive ACC home games.
- 16** - The Cavaliers set a school record and tied an ACC record with 16 ACC wins.
- 13** - Virginia won a school-best 13 consecutive ACC games.



#3/10 VIRGINIA CAVALIERS (30-7, 16-2 ACC)

Head Coach: Tony Bennett (Green Bay, 1992)

Record at UVa: 106-60 (5th season), Career Record: 175-93 (8th season), NAAs: 5-4

VS

2013-14 TEAM ACCOMPLISHMENTS

- Virginia captured its second ACC Tournament championship and first since 1976.
- Virginia tied a school record with 30 wins.
- Virginia won its sixth ACC regular-season title (second outright).
- The Cavaliers made their 18th NCAA Tournament appearance and advanced to the Sweet 16 for the eighth time.
- Virginia's 16-2 ACC record marked a program-best and tied the ACC record for most league wins in a season (1998-99 Duke).
- The Cavaliers ranked No. 1 nationally in scoring defense at 55.7 ppg.
- With 30 wins, Virginia is one of three teams (NC Central & Southeast Missouri State) in the nation to improve its win total in each of the past five seasons.
- Virginia secured its third consecutive ACC winning season (16-2, 11-7, 9-7) for the first time since 1981-83.
- Virginia captured the Corpus Christi Challenge with wins over Liberty, Hampton, SMU and Missouri State.
- Virginia became the second ACC school to improve its ACC record in five consecutive seasons (Georgia Tech under Bobby Cremins from 1982-86).
- UVa secured its third straight 20-win season for the first time since 1991-93.
- UVa set a school record with 12 ACC wins by 10 or more points.
- UVa won a school-record 18 straight ACC home games.
- UVa set a school record with 13 consecutive ACC wins.
- Virginia won a school-record seven ACC road contests.
- Virginia played in a school-record 37 games.

NCAA TOURNAMENT IN REVIEW

- Virginia gained its fourth No. 1 seed for the NCAA Tournament.
- Virginia made its eighth NCAA regional semifinal appearance, losing 61-59 to No. 4 seed Michigan State at Madison Square Garden in New York, N.Y.
- The Cavaliers defeated No. 16 seed Coastal Carolina (70-59) in the NCAA second round and No. 8 seed Memphis (78-60) in the third round at PNC Arena in Raleigh, N.C.
- Joe Harris averaged 14.7 points per game to lead UVa in scoring during the NCAA Tournament, while Malcolm Brogdon averaged 13.7 ppg.
- Virginia is 24-18 all-time in the NCAA Tournament.

VIRGINIA BRINGS HOME FIRST ACC TITLE IN 38 YEARS

- No. 1 seed Virginia defeated No. 9 seed Florida State (64-51), No. 5 seed Pitt (51-48) and No. 3 seed Duke (72-63) en route to its first ACC title in 38 seasons.
- Joe Harris was named the ACC Tournament Most Valuable Player and was joined on the ACC All-Tournament first team by Malcolm Brogdon.
- Akil Mitchell and Anthony Gill were named to the ACC All-Tournament Second Team.

HARRIS AND MITCHELL REBUILT VIRGINIA BASKETBALL

- Seniors Joe Harris and Akil Mitchell rebuilt Virginia basketball, leading the Cavaliers to 91 wins, three 20-win seasons, one ACC regular-season title, one ACC Tournament championship, two NCAA Tournaments and one NIT appearance in four seasons.
- The trio helped UVa improve its overall record and conference record in each of the last four seasons.
- Harris and Mitchell led UVa to a record-tying 30 wins this season.

NO ORDINARY JOE

- Joe Harris finished his career ranked 11th on Virginia's all-time scoring list with 1,698 points.
- Harris ranks second all-time at Virginia in 3-point percentage (40.7%) and 3-pointers (263).
- The two-time All-ACC honoree played in a school-record 135 career games and tied the school record for career starts with his 128 (tying Ralph Sampson and Bryant Stith).
- Harris earned All-ACC Second Team honors after averaging 11.6 points in ACC play in 2013-14.
- Harris averaged a career-high 16.3 points en route to All-ACC First Team honors in 2012-13.

AKIL WAS FOR REAL

- Akil Mitchell finished his career ranked seventh on UVa's all-time rebounding list with 798 career rebounds.
- Mitchell averaged 6.9 points and 6.0 rebounds in 133 career games.
- He earned All-ACC Defensive Team honors in 2013-14.
- Mitchell averaged 13.1 points and 8.9 rebounds en route to All-ACC Third Team honors in 2012-13.

VIRGINIA'S FINAL STARTING LINEUP VS. MICHIGAN STATE (3/28/14)

Pos.	No.	Player (Hometown)	Yr.	Ht.	Wt.	PPG	RPG	NOTES
G	23	London Perrantes (Los Angeles)	Fr.	6-2	189	5.5	2.2	140 assists rank second all-time among UVa freshmen
G	15	Malcolm Brogdon (Atlanta, Ga.)	R-So.	6-5	217	12.7	5.4	Led UVa in scoring and was named All-ACC First Team
G	12	Joe Harris (Chelan, Wash.)	Sr.	6-6	225	12.0	2.9	Ranks 11th all-time at UVa with 1,698 career points
F	25	Akil Mitchell (Charlotte, N.C.)	Sr.	6-8	235	6.8	7.0	Ranks seventh all-time at UVa with 798 career rebounds
C	10	Mike Tobey (Monroe, N.Y.)	So.	6-11	253	6.4	3.8	Scored in doubles figures in 11 games

OFF THE BENCH

G	1	Justin Anderson (Montross, Va.)	So.	6-6	227	7.8	3.2	Named ACC Sixth Man of the Year
F	13	Anthony Gill (High Point, N.C.)	R-So.	6-8	230	8.6	4.0	Scored in double figures in 16 games
F	32	Darion Atkins (Clinton, Md.)	Jr.	6-8	234	3.0	2.2	Grabbed a season-high 11 rebounds vs. JMU (11/8/13)
F	11	Evan Nolte (Milton, Ga.)	So.	6-8	227	2.8	0.8	Had 8 points on 3-of-4 FG vs. Coastal Carolina (3/21/14)
G	5	Teven Jones (Kannapolis, N.C.)	So.	6-0	182	0.5	0.2	Reserve guard played in 29 games

EMBRACE THE PACE

- The Cavaliers ranked in the top 10 nationally in seven defensive categories: points per game (1st), possessions per 40 minutes (3rd), rebounds per game (4th), offensive rebound percentage (5th), true shooting percentage (8th), field goal percentage (9th) and points per possession (9th).
- Virginia held 35 of its 37 opponents below 50 percent shooting from the floor, and opponents shot 38.8 percent (9th nationally) from the floor and 32.3 percent from 3-point range.
- The Cavaliers have held 24 straight opponents and 37 straight ACC opponents under 50 percent shooting from the field.
- Virginia limited its opponents to a combined 127 fast break points for an average of 3.4 per game.

VIRGINIA IN THE POLLS

- Virginia finished No. 3 in the last AP poll prior to the NCAA Tournament and No. 10 in the final USA Today Coaches poll at the conclusion of the season.
- UVa's No. 3 AP ranking marked its highest final ranking since 1982.
- Virginia's No. 24 preseason AP ranking marked its first since being ranked No. 11 to start the 2001-02 season.
- UVa returned to the rankings for the first time since 2011-12.

VIRGINIA VS. RANKED OPPONENTS

- Virginia is 10-17 against ranked opponents, including a 2-6 mark vs. top-5 foes, in the Tony Bennett era.
- Virginia is 125-312 vs. ranked opponents, including a 25-119 mark against top-5 foes, since 1953-54.
- The Cavaliers are 1-26 vs. No. 1-ranked opponents (86-73 vs. No. 1 North Carolina on Jan. 30, 1986).
- UVa finished 3-4 vs. ranked opponents this season, beating then-No. 18 Pittsburgh (48-45), then-No. 4 Syracuse (75-56) and then-No. 7 Duke (72-63).

CAVALIERS AMONG ACC OVERALL STATISTICAL LEADERS

- Malcolm Brogdon ranked second in the ACC in free throw percentage at 87.5 percent.
- London Perrantes ranked third in assist-to-turnover ratio (3.50) and 10th in assists (3.78 apg).
- Akil Mitchell ranked sixth in defensive rebounds per game (5.05) and 10th in rebounding (7.0 rpg).
- Joe Harris ranked 10th in made 3-point field goals per game at 1.95.

BROGDON TOP FREE THROW SHOOTER DURING LEAGUE PLAY

- Malcolm Brogdon ranked first in the ACC in free throw percentage (88.8%), fourth in assist-to-turnover ratio (3.41) and 12th in scoring (14.8 ppg).
- London Perrantes ranked first in assist-to-turnover ratio (4.47) and seventh in assists (4.22 apg).
- Akil Mitchell ranked third in defensive rebounds per game (5.67) and in rebounding (7.9 rpg).
- Joe Harris ranked fourth in 3-point field goal percentage (42.1 percent) and tied for eighth in made 3-pointers per game (2.22).

UVA LEADS ACC IN SEVEN DEFENSIVE CATEGORIES DURING**LEAGUE ACTION**

- The Cavaliers led the ACC in scoring defense (54.5 ppg), field goal percentage defense (38.7%), 3-point field goal percentage defense (30.1%), defensive rebounding (29.6 rpg), defensive rebound percentage (73.4%), scoring margin (+12.9) and assist-to-turnover ratio (1.68) during league play.

CAVALIERS TOP TEAM STATISTICS IN THREE CATEGORIES**OVERALL**

- The Cavaliers led the ACC in scoring defense (55.7 ppg), field goal percentage defense (38.8%), defensive rebounding (29.3 rpg) and rebounding margin (+6.1) in all games.

2013-14 UVA DEFENSIVE RANKINGS

Category	Ave.	NCAA	ACC
Points/Game	55.7	1	1
Possessions/40 minutes	60.7	3	2
Rebounds/Game	29.3	4	1
Off. Rebound %	25.8	5	1
True Shooting %	47.6	8	2
Field Goal %	38.8	9	1
Points/Possession	0.92	9	1
Off. Rebounds/Game	8.7	11	1
Effective Shooting %	44.2	13	2
Def. Rebounds/Game	20.6	18	2
Assists/Game	10.1	19	1
Rebound %	46.1	20	2

VIRGINIA HEAD COACH TONY BENNETT


- ACC, USBWA District 3 and NABC District 2 Coach of the Year Tony Bennett has a 106-60 mark in five seasons at UVa and 175-93 record in eight career seasons.
- Bennett's 106 victories during his first five years at UVa mark a school record, breaking the previous record of 105 held by Jeff Jones.
- Bennett has led Virginia to three consecutive winning seasons in ACC play for the first time since 1981-83.
- Under Bennett, Virginia became the second ACC school to improve its ACC record in five consecutive seasons.
- He has guided UVa to postseason play in each of the past three seasons (2012 NCAA Tournament, 2013 NIT and 2014 NCAA Tournament).
- Bennett has increased UVa's win total in each of the last five seasons (15 in 2009-10, 16 in 2010-11, 22 in 2011-12, 23 in 2012-13 and 30 in 2013-14).
- He has guided Virginia to 11 or more ACC wins in back-to-back seasons for the first time since back-to-back 12 ACC-win seasons in 1982-83.
- He guided Washington State to a pair of NCAA Tournaments and the NIT in three seasons and was the National Coach of the Year in 2007.
- Bennett-coached teams are 61-3 when holding opponents to fewer than 50 points during his eight-year coaching career.
- Bennett-coached teams have finished in the top five nationally in scoring defense in five of eight seasons (first in 2008-09; second in 2007-08 and 2011-12, fifth in 2012-13 and first in 2013-14).
- Bennett is 5-4 all-time in the NCAA Tournament as a head coach, including a 2-2 mark at UVa and 3-2 record at Washington State.
- Bennett is one of 24 current Division I head coaches who played in the NBA.

PLAYER NOTES

- Joe Harris ranks No. 19 in ACC history with 263 career 3-pointers.
- London Perrantes ranked sixth nationally in assist-to-turnover ratio at 4.47.
- Malcolm Brogdon's 12.7 scoring average led the team and was the lowest scoring leader at UVa in 61 seasons.
- Brogdon ranked 25th nationally in free throw percentage at 87.5 percent.
- Brogdon (101 assists) and Perrantes (140 assists) became the first UVA teammates with 100 or more assists in a season since Sean Singletary (151 assists) and J.R. Reynolds (117 assists) in 2006-07.

TEAM NOTES

- Virginia was 30-5 when opponents shot less than 50 percent from the field and 22-2 when leading at the half.
- UVa ranked sixth in the ACC in scoring offense at 67.4 points per game, marking its highest ACC average under Tony Bennett (63.9 ppg in 2012-13).
- Virginia's 67.3 percent free throw percentage is its lowest since shooting 65.8 percent in 2002-03.
- The Cavaliers were 25-3 with London Perrantes, Malcolm Brogdon, Joe Harris, Akil Mitchell and Mike Tobey in the starting lineup.



HEAD COACH

TONY BENNETT

5TH SEASON

PERSONAL

Birthdate: June 1, 1969
Birthplace: Clintonville, Wis.

Family: wife, Laurel; daughter, Anna; son, Eli

EDUCATION

College: Green Bay, 1992

COACHING EXPERIENCE

1999-00	Wisconsin (staff volunteer)
2000-03	Wisconsin (assistant coach)
2003-04	Washington State (assistant coach)
2004-06	Washington State (associate head coach)
2006-09	Washington State (head coach)
2009-	Virginia (head coach)

THE BENNETT RECORD

Year	School	Record (Conf)	Postseason
2006-07	Washington St.	26-8 (13-5)	NCAA 2nd Round
2007-08	Washington St.	26-9 (11-7)	NCAA Sweet 16
2008-09	Washington St.	17-16 (8-10)	NIT 1st Round
2009-10	Virginia	15-16 (5-11)	
2010-11	Virginia	16-15 (7-9)	
2011-12	Virginia	22-10 (9-7)	NCAA 2nd Round
2012-13	Virginia	23-12 (11-7)	NIT Quarterfinals
2013-14	Virginia	30-7 (16-2)	NCAA Sweet 16
Total	8th season	175-93	
Virginia	5th season	106-60	

BENNETT VS. 2013-14 OPPONENTS

Opponent	Career	Virginia
Boston College	4-4	4-4
Clemson	4-3	4-3
Coastal Carolina	1-0	1-0
Davidson	1-0	1-0
Duke	2-6	2-6
Florida State	4-5	4-5
George Washington	0-0	0-0
Georgia Tech	6-1	6-1
Green Bay	2-1	2-1
Hampton	2-0	2-0
James Madison	1-0	1-0
Liberty	1-0	1-0
Maryland	6-4	6-4
Memphis	1-0	1-0
Miami	3-4	3-4
Michigan State	0-1	0-1
Missouri State	1-0	1-0
Navy	1-0	1-0
North Carolina	3-5	3-4
NC State	6-2	6-2
Norfolk State	3-0	3-0
Northern Iowa	1-0	1-0
Notre Dame	3-0	2-0
Pitt	2-1	2-0
SMU	1-0	1-0
Syracuse	1-0	1-0
Tennessee	1-1	1-1
Texas A&M	0-0	0-0
VCU	0-1	0-1
Virginia Tech	7-3	7-3
Wake Forest	2-4	2-4
Wisconsin	1-1	1-1

NATIONAL RANKINGS

ASSOCIATED PRESS (Monday, March 17)

1	Florida (50)	32-2	1,610
2	Wichita State (15)	34-0	1,571
3	Virginia	28-6	1,430
4	Arizona	30-4	1,422
5	Louisville	29-5	1,412
6	Villanova	28-4	1,231
7	Michigan	25-8	1,162
8	Duke	26-8	1,121
9	Iowa State	26-7	1,055
10	Kansas	24-9	1,045
11	Michigan State	26-8	950
12	Wisconsin	26-7	892
13	San Diego State	29-4	890
14	Syracuse	27-5	757
15	Cincinnati	27-6	720
16	Creighton	26-7	658
17	New Mexico	27-6	623
18	Connecticut	26-8	503
19	North Carolina	23-9	424
20	UCLA	26-8	413
21	Oklahoma	23-9	265
22	Ohio State	25-9	167
23	Baylor	24-11	148
24	VCU	26-8	140
25	Saint Louis	26-6	131

Others receiving votes: **Memphis 101**, Gonzaga 83, Kentucky 77, Stephen F. Austin 46, Harvard 30, Saint Joseph's 14, Texas 13, Oregon 8, Providence 6, Massachusetts 3, **Tennessee 2**, Western Michigan 1, North Carolina Central 1

USA TODAY COACHES (Monday, March 17)

1	Connecticut (30)	32-8	791
2	Kentucky (1)	29-11	759
3	Florida	36-3	735
4	Wisconsin	30-8	704
5	Arizona	33-5	637
6	Michigan	28-9	594
7	Wichita State (1)	35-1	583
8	Michigan State	29-9	553
9	Louisville	31-6	545
10	Virginia	30-7	539
11	Iowa State	28-8	457
12	San Diego State	31-5	453
13	Villanova	29-5	367
14	Kansas	25-10	341
15	UCLA	28-9	297
16	Duke	26-9	276
17	Syracuse	28-6	263
18	Baylor	26-12	246
18	Dayton	26-11	246
20	Creighton	27-8	190
21	North Carolina	24-10	156
22	Cincinnati	27-7	126
23	Tennessee	24-13	122
24	Stanford	23-13	104
25	Saint Louis	27-7	75

Others receiving votes: New Mexico 50, Oklahoma 33, **Memphis 23**, Ohio State 21, Harvard 21, Oregon 14, Texas 12, **VCU 11**, **Pittsburgh 10**, Gonzaga 10, Saint Joseph's 9, Stephen F. Austin 7, **SMU 7**, Minnesota 7, **Florida State 4**, **Clemson 1**, North Dakota State 1

2013-14 Opponents in Bold

BENNETT, BROGDON AND HARRIS LEAD POSTSEASON HONORS

- Tony Bennett was named ACC, U.S. Basketball Writers Association District 3 and NABC District 2 Coach of the Year. Bennett was also a top-5 finalist for the Naismith Men's College Coach of the Year and top-10 finalist for the USBWA National Coach of the Year.
- Malcolm Brogdon was named All-ACC First Team (Coaches), All-ACC Second Team (ACSMA), USBWA All-District 3, NABC All-District 2 and Richmond Times-Dispatch Player of the Year.
- Joe Harris was named All-ACC Second Team (Coaches), All-ACC Third Team (ACSMA), ACC Tournament MVP, USBWA All-District 3 and NABC All-District 2.
- Akil Mitchell was named All-ACC Defensive Team (Coaches and ACSMA), while London Perrantes was named All-ACC Freshman Team (Coaches and ACSMA).
- Justin Anderson was named ACC Sixth Man of the Year by ACSMA.

MALCOLM BACK IN THE MIDDLE

- All-ACC honoree Malcolm Brogdon averaged team highs in points (12.7 ppg), steals (1.2 spg) and free throw percentage (87.5%), and was second in rebounding (5.4 rpg) and third in 3-point field goal percentage (37%).
- Brogdon tallied a career-best 18 consecutive games of double figures scoring from Jan. 4-March 9.
- He tallied a career-best 23 points in the ACC Tournament final against Duke.
- Brogdon recorded 19 points, five rebounds and five assists in Virginia's ACC-clinching win over Syracuse.
- He tallied his first career double-double with 17 points, 11 rebounds (career high) and seven assists (career high) vs. Boston College (2/5/14).
- Brogdon had his second career double-double with 14 points and 11 rebounds (career high) at Georgia Tech (2/8/14).

LONDON CALLING

- All-ACC Freshman honoree London Perrantes (140 assists) became the fourth UVa freshman to record 100 assists in a season, joining Cory Alexander (144 in 1991-92), Jeff Jones (136 in 1978-79) and Sean Singletary (113 in 2004-05).
- Perrantes, who started 33 games, averaged 5.5 points, 2.2 rebounds and a team-leading 3.8 assists per game.
- Perrantes had a career-high 15 points vs. Miami (2/26/14) and career-best nine assists vs. North Carolina (1/20/14).
- Perrantes went 8-of-8 from 3-point range from Feb. 22-March 9, tying a school record for consecutive made 3-pointers (Harold Deane & Mustapha Farrakhan).

ANDERSON PROVED HIS WORTH AS A SIXTH MAN

- ACC Sixth Man of the Year Justin Anderson, who scored in double figures in 15 games, averaged 7.8 points and 3.2 rebounds per game off the Virginia bench.
- Anderson reached double figures in six consecutive games (Dec. 7-Jan. 8) and led the team in scoring in five games (23 points vs. Missouri State, 16 vs. Northern Iowa, 14 points vs. Norfolk State, 11 at Tennessee and 16 at Florida State).
- Anderson earned Corpus Christi Challenge all-tournament honors after averaging 12 points in four wins during the tournament.

TOBEY, TOBEY, TOBEY...DID IT AGAIN

- Mike Tobey, who scored in double figures in 11 games, averaged 6.4 points, 3.8 rebounds and a team-leading 1.1 blocked shots per game.
- He tallied a season-high 18 points vs. Davidson (11/16/13) and ACC-high 16 at NC State (1/11/14) and had a career-high nine rebounds vs. VCU (11/12/13).

A.G. BECAME A FORCE

- Redshirt sophomore Anthony Gill led UVa in scoring in seven games, including 13 vs. JMU (11/8/13), 18 points against Navy (11/19/13), 13 vs. Liberty (11/23/13), a career-high 19 vs. SMU

(11/29/13), ACC highs of 15 vs. Notre Dame (2/22/14) and Maryland (3/9/14) and 17 vs. Coastal Carolina (3/21/14).

- Gill, who earned ACC and Corpus Christi Challenge All-Tournament honors, shot a team-leading 58.7 percent from the floor (111-of-189) and averaged 8.6 points and 4.0 rebounds per game.
- He scored in double figures in 16 games, including six consecutive games from March 9-23.

CLEANING THE GLASS

- Virginia outrebounded its opponents in 27 of 37 games and was 23-4 when outrebounding its opponent.
- The Cavaliers ranked 18th nationally in rebound percentage at 54.1 percent and have a +6.1 average rebound margin per game.

PAINT IT ORANGE AND BLUE

- UVa outscored its opponents in the paint in 28 of 37 games.
- Virginia, which outscored its opponents 1,052-826 in the paint, scored 43 percent of its points in the paint.
- A post player led UVa in scoring in nine of 37 games (Gill 13 vs. JMU, 18 vs. Navy, 13 vs. Liberty, 19 vs. SMU, 15 vs. Notre Dame, 15 at Maryland and 17 vs. Coastal Carolina; Tobey 18 vs. Davidson and 16 at NC State; Mitchell 15 vs. Notre Dame).

OFF THE BENCH

- Virginia outscored its opponents 831-570 in bench points, averaging 22.5 per game.
- A bench player led the team in scoring in eight games (Tobey 18 vs. Davidson, Gill 18 vs. Navy, 13 vs. Liberty, 19 vs. SMU, 15 vs. Notre Dame, 15 at Maryland and 17 vs. Coastal Carolina, and Anderson 23 vs. Missouri State and 16 at Florida State).

CAVALIERS SPORTED BALANCED ATTACK

- Virginia had seven players who scored at least 15 points in an ACC game this season (Anderson, Brogdon, Gill, Harris, Mitchell, Perrantes and Tobey).
- No other ACC school had more than six players with 15-point games in ACC play this season.
- Last season, only four Cavaliers (Harris, Mitchell, Anderson and Nolte) accomplished the feat.

BORN TO RUN

- Virginia had a scoring run of 10-0 or better in 20 games, including all three NCAA Tournament games.
- Virginia had a season-high 25-0 run against Notre Dame on Feb. 22.
- UVa had four 9-0 runs in its win at Notre Dame on Jan. 28.

"Boy, That Escalated Quickly"

Run	Opponent	Date
13-0 run in 1st half	James Madison	Nov. 8
10-0 run in 1st half	VCU	Nov. 12
12-0 run in 2nd half	vs. Davidson	Nov. 16
13-0 run in 1st half	Navy	Nov. 19
19-0 run in 2nd half	Liberty	Nov. 23
23-0 run in 1st half	Hampton	Nov. 26
14-0 run in 1st half	vs. Missouri St.	Nov. 30
11-0 run in 1st half	Wake Forest	Jan. 8
15-0 run in 1st half	at NC State	Jan. 11
11-0 run in 2nd half	at Duke	Jan. 13
14-0 run in 1st half	Florida State	Jan. 18
15-0 run in 1st half	Boston College	Feb. 5
13-0 run in 2nd half	at Georgia Tech	Feb. 8
12-0 run in 1st half	at Clemson	Feb. 15
10-0 run in 2nd half	at Virginia Tech	Feb. 18
25-0 run in 2nd half	Notre Dame	Feb. 22
10-0 run in 2nd half	Miami	Feb. 26
10-0 run in 2nd half	Coastal Carolina	March 21
10-0 run in 1st half	Memphis	March 23
12-0 run in 1st half	Michigan State	March 28

MAKING THEM EARN

- In 18 ACC regular-season games, UVa held its opponents' leading scorer to an average of 10.0 points per game on 31.4 percent shooting (55-of-175).
- The only three players to hit or exceed their scoring averages were Clemson's K.J. McDaniels (24 points), Maryland's Dez Wells (18 points) and Florida State's Aaron Thomas (15 points).

HOLDING FOES UNDER 50

- Virginia is 36-2 when holding opponents under 50 points in the Tony Bennett era.
- Virginia went 11-1 this season and went 8-0 last season when holding opponents under 50 points.

THE ELECTRIC 70s

- Virginia is 50-4 when scoring at least 70 points under Tony Bennett and 56-56 when scoring under 70 points.

60 IS THE NEW 70

- UVa is 63-9 when scoring at least 60 points and 12-20 when scoring fewer than 60 points over the past three seasons.

RECORDS WATCH

- Joe Harris finished his career ranked second all-time at Virginia in 3-point percentage (40.7%) and 3-point field goals (263) and 11th in scoring (1,698 points).
- Akil Mitchell finished his career ranked seventh all-time at Virginia in rebounding with 798 rebounds.
- Malcolm Brogdon's 87.5 percent free throw shooting was the third highest in Virginia history.
- London Perrantes' 140 assists were second most among UVa freshmen in Virginia history.

THERE'S NO PLACE LIKE HOME

- UVa is 108-35 (.755) in eight seasons at John Paul Jones Arena.
- UVa is 70-19 (.787) at home under head coach Tony Bennett.
- UVa finished 15-2 (.882) at JPJ this season.
- UVa has won a school-best 18 consecutive ACC home games.
- Virginia's 18-game ACC winning streak is tied with Duke for the longest current streak in the league.
- Virginia went 20-2 at JPJ in 2012-13, setting a school record for home wins in a season.
- UVa's 19-game home winning streak last season marked a JPJ record.

ABOUT THE 2013-14 SCHEDULE

- Six of Virginia's opponents were ranked in the final USA Today Coaches Poll (Wisconsin, Michigan State, Duke, Syracuse, North Carolina and Tennessee), while Memphis, VCU, Pittsburgh, SMU, Florida State and Clemson received votes.
- Virginia went 8-5 against its 2014 NCAA Tournament teams (2-0 vs. Pittsburgh, 1-1 vs. Duke, 1-0 vs. North Carolina, 1-0 vs. NC State, 1-0 vs. Syracuse, 1-0 vs. Memphis, 1-0 vs. Coastal Carolina, 0-1 vs. Wisconsin, 0-1 vs. VCU, 0-1 vs. Tennessee and 0-1 vs. Michigan State).
- UVa went 6-1 against its five opponents (Clemson, Davidson, Florida State, Green Bay and SMU) that received 2014 NIT bids.
- Virginia defeated all 14 of its ACC opponents this season.

VIRGINIA PICKED 4TH IN THE ACC

- Virginia was selected fourth in the preseason poll at ACC Operation Basketball.
- This season marked the fifth straight season Virginia finished at or higher than its predicted finish.
- Duke was the preseason favorite, followed by Syracuse, North Carolina, Virginia, Notre Dame, Pitt, Maryland, Boston

VIRGINIA'S 2013-14 RECORD WHEN...

	All	ACC
Leading at the half:	22-2	10-1
Trailing at the half:	6-5	5-1
Tied at the half:	2-0	1-0
Playing Overtime	0-1	0-1
Shooting 50% or better	10-1	4-0
Shooting between 40-49.9%	16-0	9-0
Shooting less than 40%	4-6	3-2
Opponents shoot 50% or better	0-2	0-0
Opponents shoot less than 50%	30-5	16-2
UVa outrebounds its opponent	23-4	12-1
Opponent outrebounds UVa	6-3	4-1
Teams are tied in rebounds	1-0	0-0
UVa has 10 or more steals	2-0	1-0
UVa shoots 70% FT or better	13-5	6-1
UVa shoots less than 70% FT	17-2	10-1
Scoring less than 50 points	1-1	1-0
Scoring 50-59 points	3-3	1-0
Scoring 60-69 points	12-2	7-2
Scoring 70-79 points	13-1	7-0
Scoring 80-89 points	1-0	0-0
Scoring more than 90 points	0-0	0-0
Allowing fewer than 50 points	11-1	6-0
Allowing 50-59 points	12-1	7-0
Allowing 60-69 points	6-2	3-1
Allowing 70-79 points	1-1	0-0
Allowing 80-89 points	0-1	0-0
Allowing 90 or more points	0-1	0-1
Playing in John Paul Jones Arena	15-2	9-0
Playing on the road	7-4	7-2
Playing on a neutral court	8-1	0-0
Game decided by 1-4 points	4-4	2-1
Game decided by 5-10 points	4-2	3-1
Game decided by 11 or more pts	22-1	11-0
Playing at night	16-5	8-1
Playing in the afternoon	14-2	8-1
Playing on Monday	3-2	2-1
Playing on Tuesday	4-1	2-0
Playing on Wednesday	3-1	3-0
Playing on Thursday	0-0	0-0
Playing on Friday	4-1	0-0
Playing on Saturday	13-1	8-0
Playing on Sunday	4-0	2-0
Playing in November	7-1	0-0
Playing in December	2-3	0-0
Playing in January	7-1	7-1
Playing in February	8-0	8-0
Playing in March	6-2	1-1
Playing on TV	24-7	16-1
Playing Online Only	5-0	0-0

VIRGINIA IN THE POLLS

Date	AP	USA Today	Date	AP	USA Today
Nov. 4	24	25	Feb. 3	20	21
Nov. 11	25	25	Feb. 10	17	16
Nov. 18	RV	RV	Feb. 17	14	13
Nov. 25	RV	RV	Feb. 24	12	11
Dec. 2	RV	RV	March 3	5	5
Dec. 9	NR	RV	March 10	6	8
Dec. 16	NR	RV	March 17	3	4
Dec. 23	NR	NR			
Dec. 30	NR	NR			
Jan. 6	NR	NR			
Jan. 13	RV	RV			
Jan. 20	RV	RV			
Jan. 27	RV	RV			

CAREER RECORDS**3-POINTERS**

Rk	Name	3-PT FG's
1.	Curtis Staples (1995-98)	413
2.	Joe Harris (2011-14)	263

3-POINT FG PERCENTAGE (MIN 100 3-PT FG MADE)

Rk	Name	3FG-3FGA	3FG%
1.	Keith Friel (2000-01)	107-254	.421
2.	Joe Harris (2011-14)	263-646	.407

1,000 POINT SCORERS

Rk	Name	Career Points
1.	Bryant Stith (1989-92)	2,516
2.	Jeff Lamp (1978-81)	2,317
3.	Buzzy Wilkinson (1953-55)	2,233
4.	Ralph Sampson (1980-83)	2,228
5.	Sean Singletary (2005-08)	2,079
10.	Curtis Staples (1995-98)	1,757
11.	Joe Harris (2011-14)	1,698

REBOUNDING

Rk	Name	Career Rebounds
1.	Ralph Sampson (1980-83)	1,511
2.	Travis Watson (2000-03)	1,115
3.	Mike Scott (2008-12)	944
4.	Junior Burrough (1992-95)	929
5.	Bryant Stith (1989-92)	859
6.	Steve Castellan (1976-79)	799
7.	Akil Mitchell (2011-14)	798

SEASON RECORDS**FRESHMAN ASSISTS**

Rk	Name	Assists
1.	Cory Alexander (1991-92)	144
2.	London Perrantes (2013-14)	140
	Jeff Jones (1978-79)	136
4.	Sean Singletary (2004-05)	113

FIELD GOAL PERCENTAGE (MIN 100 FGM)

Rk	Name	FG-FGA (Pct.)
1.	Ralph Sampson (1982-83)	250-414 (.604)
2.	Olden Polynice (1984-85)	161-267 (.603)
3.	Mike Wilkes (1968-69)	153-256 (.598)
4.	Anthony Gill (2013-14)	111-189 (.587)
5.	Andrew Kennedy (1985-86)	110-188 (.585)

3-POINTERS

Rk	Name	3FGs
1.	Curtis Staples (1997-98)	130
2.	Curtis Staples (1994-95)	103
3.	Curtis Staples (1996-97)	98
4.	Todd Billet (2002-03)	94
5.	Richard Morgan (1988-89)	82
	Curtis Staples (1995-96)	82
7.	Roger Mason, Jr. (2001-02)	81
8.	Sean Singletary (2006-07)	79
9.	Joe Harris (2012-13)	77
10.	Joe Harris (2013-14)	72

FREE THROW PERCENTAGE (MIN 100 FTM)

Rk	Name	FT-FTA (Pct.)
1.	Roger Mason, Jr. (2000-01)	122-138 (.884)
2.	Roger Mason, Jr. (2001-02)	133-151 (.881)
3.	Malcolm Brogdon (2013-14)	126-144 (.875)

College, Florida State, NC State, Georgia Tech, Miami, Wake Forest, Clemson and Virginia Tech.

HARRIS NAMED TO ALLSTATE NABC GOOD WORKS TEAM®

- Joe Harris was one of 10 players named to the 2014 Allstate NABC Good Works Team®, announced Feb. 11.
- In its second year, this preeminent community service honor recognizes college basketball players who have made a commitment to improving their communities and the lives of others.
- Harris volunteered his time at the Charlottesville Boys and Girls Club, local elementary schools and local hospitals. He presented a "Good Eating Practices" workshop at a local elementary school and is active in Virginia's Athletes Committed to Education (ACE) program. Harris also helped organize and participate in a trip to Camp Holiday Trails, a camp for children with special health needs.
- Harris is a member of Virginia's Student-Athlete Advisory Council (SAAC), Student-Athlete Mentors (SAM) and Student-Athletes Committed to Honor (SACH). Harris will graduate this May with a degree in sociology.

STITH, WILKINS AND SALT INK LETTERS OF INTENT

- Tony Bennett signed center Jack Salt (Auckland, New Zealand), guard B.J. Stith (Lawrenceville, Va.) and forward Isaiah Wilkins (Lilburn, Ga.) to National Letters of Intent.
- The 6-10, 240-pound Salt tallied 14 points and 16 rebounds as the Westlake Boys High School Premier Team defended its New Zealand School Boys AA title.
- The 6-5, 205-pound Stith helped lead Brunswick High School to three straight Virginia High School League Division 3 State titles prior to enrolling at Oak Hill Academy for the 2013-14 season. Stith was named all-state and all-region after averaging 16 points, six rebounds and six assists per game in 2012-13. Stith, who is ranked No. 48 on Rivals.com's 2014 Prospect Ranking list, is the son of former Virginia star and NBA player Bryant Stith. Oak Hill finished runner-up in the Dick's Sporting Goods High School National Tournament, losing 71-62 to No. 1 Montverde (Fla.) Academy in the championship game. Oak Hill finished No. 4 in the final USA Today rankings.
- The 6-8, 205-pound Wilkins had 29 points, 12 rebounds and four blocked shots in leading Greater Atlanta Christian (30-0) to its third Georgia Class AA state championship in four years on March 7. Wilkins was named Region 6-AA Player of the Year and Metro Atlanta Player of the Year.

TOBEY AND BENNETT STRIKE GOLD

- Mike Tobey and Tony Bennett helped Team USA to the gold medal at the 2013 FIBA U19 World Championship in Prague, Czech Republic in the summer of 2013.
- Tobey averaged 4.8 points and 4.8 rebounds per game as the Americans finished a perfect 9-0 in the tournament.
- Bennett served as an assistant coach under Florida and USA head coach Billy Donovan.
- USA Basketball honored the squad as its Team of the Year.

CAVALIERS IN THE NBA

- Former Virginia All-American Mike Scott is a member of the Atlanta Hawks. Scott, who tallied a career-high 30 points against New York on Feb. 22, averaged 9.6 points and 3.6 rebounds in 80 games in his second season with the Hawks.

JOE HARRIS

G // SR // 6-6 // 225 // CHELAN, WASH.

2 No. 2 on the team in scoring at 12.0 points per game overall and 11.6 points per game in ACC play

No. 2 all-time at UVa in 3-point shooting percentage at 40.7 percent

2 No. 2 all-time at UVa with 263 3-point field goals

11 No. 11 all-time at UVa with 1,698 points

2014 All-ACC Second-Team (Coaches), USBWA All-District 2 NABC All-District 3 Second Team, Allstate NABC Good Works Team ACC Tournament Most Outstanding Player

VIRGINIA CAVALIERS

2013-14 First Half Buzzer Beaters

The Cavaliers were 8-0 this season when scoring at the end of the first half

Jan. 18 vs. Florida St.
Joe Harris Layup
UVa leads 45-26, wins 78-66

Feb. 10 vs. Maryland
Akil Mitchell Dunk
UVa trails 26-25, wins 61-53

Dec. 23 vs. Norfolk St.
Akil Mitchell Tip-In
UVa leads 32-26, wins 66-56

Feb. 15 at Clemson
Mike Tobey Tip-In
UVa leads 31-28, wins 63-58

Feb. 5 vs. Boston College
Anthony Gill Put-back Jumper
UVa leads 40-21, wins 77-67

Mar. 14 vs. Florida State
Anthony Gill Jumper
UVa leads 32-27, wins 64-51

Feb. 18 at Virginia Tech
Malcolm Brogdon 3-pointer
UVa trails 28-21, wins 57-53

Jan. 8 vs. Wake Forest
Joe Harris 3-pointer
UVa leads 41-24, wins 74-51



Official Basketball Box Score -- Game Totals -- Final Statistics
James Madison vs Virginia
 11/08/13 7 p.m. at Charlottesville, Va. (JPJ)



James Madison 41 • 0-1

#	Player	Total			3-Ptr			Rebounds			PF	TP	A	TO	Blk	Stl	Min
		FG-FGA	FT-FTA	Reb Tot	FG-FGA	FT-FTA	Off Def Tot										
11	Andrew Semenov	f	3-12	1-5	1-2	1	4	5	1	8	0	3	1	2	30		
13	Tom Vodanovich	f	4-9	3-7	0-0	0	4	4	2	11	2	2	0	0	38		
22	Taylor Bessick	f	0-0	0-0	0-0	0	0	0	5	0	0	0	0	0	9		
02	Ron Curry	g	3-7	1-5	2-2	0	4	4	2	9	4	2	0	3	33		
04	Charles Cooke	g	4-8	1-4	0-0	0	0	0	2	9	2	1	1	1	25		
10	Jackson Kent	f	1-3	0-1	2-2	0	4	4	2	4	0	1	0	1	21		
14	Christian Pielec	f	0-0	0-0	0-0	0	0	0	0	0	0	0	0	0	1		
40	Yohanny Dalembert	f	0-3	0-0	0-0	0	6	6	0	0	0	3	2	0	28		
55	Ivan Lucic	f	0-6	0-3	0-0	1	1	2	1	0	0	1	0	0	15		
Team						0	2	2									
Totals			15-48	6-25	5-6	2	25	27	15	41	8	13	4	7	200		

FG % 1st Half: 5-25 20.0% 2nd half: 10-23 43.5% Game: 15-48 31.3% Deadball Rebounds 1
 3FG % 1st Half: 3-14 21.4% 2nd half: 3-11 27.3% Game: 6-25 24.0%
 FT % 1st Half: 1-2 50.0% 2nd half: 4-4 100.0% Game: 5-6 83.3%

Virginia 61 • 1-0

#	Player	Total			3-Ptr			Rebounds			PF	TP	A	TO	Blk	Stl	Min
		FG-FGA	FT-FTA	Reb Tot	FG-FGA	FT-FTA	Off Def Tot										
13	Anthony Gill	f	5-5	0-0	3-5	0	2	2	0	13	0	1	1	0	20		
25	Akil Mitchell	f	3-7	0-0	1-4	1	2	3	1	7	3	0	0	0	22		
01	Justin Anderson	g	2-6	0-4	1-3	0	3	3	1	5	1	3	0	1	19		
12	Joe Harris	g	2-6	1-4	0-0	1	6	7	0	5	1	2	0	0	25		
15	Malcolm Brogdon	g	3-6	3-4	0-0	0	6	6	1	9	1	2	0	2	26		
04	Maleek Frazier	g	0-0	0-0	0-0	0	0	0	0	0	0	0	0	0	1		
05	Teven Jones	g	0-2	0-1	0-0	0	0	0	2	0	0	0	0	0	6		
10	Mike Tobey	g	5-9	0-0	0-0	3	0	3	0	10	1	1	0	0	18		
11	Evan Nolte	g	1-4	0-3	0-0	0	1	1	3	2	0	0	0	1	16		
21	Rob Vozenilek	g	0-0	0-0	0-0	0	0	0	0	0	0	0	0	0	1		
23	London Perrantes	g	0-2	0-1	2-2	0	2	2	2	2	1	0	0	2	25		
24	Caid Kirven	g	0-0	0-0	0-0	0	0	0	0	0	0	0	0	0	1		
30	Thomas Rogers	g	0-2	0-1	0-0	0	1	1	0	0	0	0	0	0	1		
32	Darion Atkins	g	4-10	0-0	0-0	4	7	11	2	8	1	0	0	1	18		
34	Jeff Jones	g	0-1	0-0	0-0	0	1	1	0	0	0	0	0	0	1		
Team						5	0	5									
Totals			25-60	4-18	7-14	14	31	45	12	61	9	9	1	7	200		

FG % 1st Half: 12-27 44.4% 2nd half: 13-33 39.4% Game: 25-60 41.7% Deadball Rebounds 3
 3FG % 1st Half: 3-11 27.3% 2nd half: 1-7 14.3% Game: 4-18 22.2%
 FT % 1st Half: 5-7 71.4% 2nd half: 2-7 28.6% Game: 7-14 50.0%

Officials: Roger Ayers (R), Tim Ebersole, Jeff Nichols
 Technical fouls: James Madison-None. Virginia-None.
 Attendance: 11934
 JMU: Bessick fouled out at 11:47 (II)

Score by periods	1st	2nd	Total
James Madison	14	27	41
Virginia	32	29	61

Last FG - JMU 2nd-02:59, VA 2nd-01:58.
 Largest lead - JMU None, VA by 25 2nd-10:43.

Official Basketball Box Score -- Game Totals -- Final Statistics
Virginia vs Davidson
 11/16/13 12:00 PM at Charlotte, N.C. - TWC Arena

Virginia 70 • 2-1

#	Player	Total			3-Ptr			Rebounds			PF	TP	A	TO	Blk	Stl	Min
		FG-FGA	FT-FTA	Reb Tot	FG-FGA	FT-FTA	Off Def Tot										
12	Joe Harris	* g	0-4	0-2	1-2	2	2	4	1	1	1	3	1	2	30		
13	Anthony Gill	* f	2-4	0-0	1-3	1	0	1	3	5	0	3	0	0	17		
15	Malcolm Brogdon	* g	7-10	1-1	2-2	1	6	7	3	17	2	1	1	2	29		
23	London Perrantes	* g	1-5	1-4	2-2	0	2	2	0	5	5	0	0	0	32		
25	Akil Mitchell	* g	4-5	0-0	3-4	3	6	9	2	11	0	6	0	1	24		
01	Justin Anderson	g	3-5	2-3	4-4	0	8	8	2	12	1	1	0	0	24		
05	Teven Jones	g	0-0	0-0	0-0	0	0	0	0	0	0	0	0	0	4		
10	Mike Tobey	g	8-11	0-0	2-2	5	2	7	1	18	0	3	2	1	26		
11	Evan Nolte	g	0-1	0-1	1-2	0	0	0	1	1	0	0	0	0	4		
24	Caid Kirven	g	0-0	0-0	0-0	0	0	0	0	0	0	0	0	0	1		
30	Thomas Rogers	g	0-0	0-0	0-0	0	0	0	0	0	0	0	0	0	1		
32	Darion Atkins	g	0-3	0-0	0-0	2	2	4	0	0	1	0	0	0	8		
Team						0	0	0									
Totals			25-48	4-11	16-21	14	28	42	13	70	10	17	4	6	200		

FG % 1st Half: 13-24 54.2% 2nd half: 12-24 50.0% Game: 25-48 52.1% Deadball Rebounds 2
 3FG % 1st Half: 2-6 33.3% 2nd half: 2-5 40.0% Game: 4-11 36.4%
 FT % 1st Half: 1-3 33.3% 2nd half: 15-18 83.3% Game: 16-21 76.2%

Davidson 57 • 0-3

#	Player	Total			3-Ptr			Rebounds			PF	TP	A	TO	Blk	Stl	Min
		FG-FGA	FT-FTA	Reb Tot	FG-FGA	FT-FTA	Off Def Tot										
03	SULLIVAN, Brian	* f	5-11	3-8	0-0	1	0	1	1	13	1	2	0	1	38		
04	KALINOSKI, Tyler	* f	4-8	3-4	2-2	7	4	11	1	13	3	1	0	2	37		
23	DRONEY, Tom	* g	3-8	2-5	1-2	2	3	5	4	9	2	4	0	0	33		
24	BROOKS, De'Mon	* g	4-15	2-3	3-4	3	0	3	4	13	1	3	1	2	36		
35	CZERAPOWICZ, Chris	* g	2-12	1-6	1-2	2	2	4	1	6	2	1	0	0	29		
05	BARHAM, Jordan	g	1-1	0-0	1-2	0	0	0	2	3	0	0	0	3	6		
12	GIBBS, Jack	g	0-4	0-2	0-0	0	1	1	0	0	0	0	0	1	10		
13	AASE, Joe	g	0-1	0-1	0-0	0	0	0	0	0	0	0	0	0	3		
22	MACKAY, Ali	g	0-0	0-0	0-0	0	0	0	3	0	0	0	0	0	3		
40	MCAULIFFE, Andrew	g	0-2	0-0	0-0	0	1	1	0	0	0	1	1	0	5		
Team						3	1	4									
Totals			19-62	11-29	8-12	18	12	30	16	57	9	12	2	9	200		

FG % 1st Half: 10-30 33.3% 2nd half: 9-32 28.1% Game: 19-62 30.6% Deadball Rebounds 1
 3FG % 1st Half: 7-17 41.2% 2nd half: 4-12 33.3% Game: 11-29 37.9%
 FT % 1st Half: 0-0 0.0% 2nd half: 8-12 66.7% Game: 8-12 66.7%

Officials: Gary Maxwell, Alan Spainhour, Tony Dawkins
 Technical fouls: Virginia-None. Davidson-None.
 Attendance: 5216

Score by periods	1st	2nd	Total
Virginia	29	41	70
Davidson	27	30	57



Official Basketball Box Score -- Game Totals -- Final Statistics
VCU vs Virginia
 11/12/13 7 p.m. at Charlottesville, Va. (JPJ)



VCU 59 • 2-0

#	Player	Total			3-Ptr			Rebounds			PF	TP	A	TO	Blk	Stl	Min
		FG-FGA	FT-FTA	Reb Tot	FG-FGA	FT-FTA	Off Def Tot										
04	Terrance Shannon	f	1-3	0-0	1-5	0	1	1	4	3	0	0	1	0	19		
15	Juvonte Reddic	f	4-6	1-1	0-0	1	4	5	4	9	1	1	0	1	22		
02	Briante Weber	g	2-6	0-1	0-2	0	4	4	2	4	2	2	0	2	38		
11	Rob Brandenberg	g	3-8	1-2	0-0	1	1	2	2	7	3	1	0	3	25		
21	Treveen Graham	g	8-15	2-5	4-7	0	3	3	1	22	1	2	0	2	32		
01	JeQuan Lewis	g	2-5	0-0	1-1	0	2	2	1	5	0	2	0	0	12		
05	Doug Brooks	g	0-1	0-1	0-0	0	1	1	0	0	0	0	0	0	1		
12	Mo Alie-Cox	g	0-1	0-0	0-0	0	1	1	3	0	0	0	0	0	11		
20	Jordan Burgess	g	2-5	1-3	0-0	0	1	1	4	5	0	2	0	0	17		
23	Jarred Guest	g	0-2	0-0	0-0	1	1	2	2	4	0	1	1	1	10		
32	Melvin Johnson	g	2-6	0-1	0-0	1	1	2	4	4	0	2	0	0	13		
Team						4	0	4									
Totals			24-58	5-14	6-15	8	20	28	27	59	7	13	2	9	200		

FG % 1st Half: 9-27 33.3% 2nd half: 15-31 48.4% Game: 24-58 41.4% Deadball Rebounds 4.2
 3FG % 1st Half: 1-4 25.0% 2nd half: 4-10 40.0% Game: 5-14 35.7%
 FT % 1st Half: 5-8 62.5% 2nd half: 1-7 14.3% Game: 6-15 40.0%

Virginia 56 • 1-1

#	Player	Total			3-Ptr			Rebounds			PF	TP	A	TO	Blk	Stl	Min
		FG-FGA	FT-FTA	Reb Tot	FG-FGA	FT-FTA	Off Def Tot										
13	Anthony Gill	f	0-0	0-0	0-0	0	4	4	3	0	0	1	0	1	16		
25	Akil Mitchell	f	2-5	0-0	5-7	0	2	2									



Official Basketball Box Score -- Game Totals -- Final Statistics
Liberty vs Virginia
 11/23/13 4 p.m. at Charlottesville, Va. (JPJ)



Liberty 53 • 1-4

##	Player	F	Total			3-Ptr			Rebounds			PF	TP	A	TO	Blk	Stl	Min
			FG-FGA	FG-FGA	FT-FTA	FG-FGA	FG-FGA	FT-FTA	Off	Def	Tot							
11	Andrew Smith	f	1-3	0-0	4-4	0	2	2	2	6	1	2	1	0	0	0	23	
12	Tomasz Gielo	f	2-4	2-2	0-0	0	5	5	3	6	0	2	0	1	3	31		
32	Jr Coronado	f	0-1	0-0	0-0	2	1	3	0	1	2	0	0	0	0	21		
01	Davon Marshall	g	4-12	3-8	4-4	0	3	3	0	15	3	3	0	0	0	36		
33	John Caleb Sanders	g	3-5	2-4	0-0	0	4	4	3	8	2	4	0	0	0	24		
00	Devon Pekas	g	0-0	0-0	0-0	0	0	0	0	0	0	0	0	0	0	1		
03	Casey Roberts	g	0-0	0-0	0-0	0	0	0	0	0	0	1	0	0	0	3		
04	Wesley Alcegaire	g	1-1	0-0	0-0	0	1	1	0	2	0	0	0	0	0	2		
10	Chad Donley	g	0-1	0-0	0-0	0	0	0	0	0	0	0	0	0	0	2		
15	Ethan Layer	g	0-0	0-0	0-0	0	0	0	0	0	0	1	0	0	0	7		
21	Joel Vander Pol	g	1-3	0-0	0-0	0	3	3	1	2	0	2	0	1	1	12		
23	Joe Retic	g	0-4	0-0	2-2	0	1	1	0	2	2	2	0	2	1	16		
24	Antwan Burrus	g	5-10	0-0	2-2	3	0	3	1	12	0	0	0	0	0	23		
42	Sommy Ogukwe	g	0-0	0-0	0-0	0	0	0	0	0	0	0	0	0	0	1		
Team						3	0	3										
Totals			17-44	7-14	12-12	8	20	28	12	53	9	19	1	4	4	202		
FG % 1st Half:		9-21	42.9%	2nd half:	8-23	34.8%	Game:		17-44	38.6%	Deadball							
3FG % 1st Half:		4-7	57.1%	2nd half:	3-7	42.9%	Game:		7-14	50.0%	Rebounds							
FT % 1st Half:		4-4	100.0%	2nd half:	8-8	100.0%	Game:		12-12	100.0%	0							

Virginia 75 • 4-1

##	Player	F	Total			3-Ptr			Rebounds			PF	TP	A	TO	Blk	Stl	Min
			FG-FGA	FG-FGA	FT-FTA	FG-FGA	FG-FGA	FT-FTA	Off	Def	Tot							
10	Mike Tobey	f	1-3	0-0	0-0	1	3	4	1	2	0	0	1	0	0	0	17	
25	Akil Mitchell	f	4-7	0-0	0-0	0	3	3	2	8	2	0	0	3	19			
12	Joe Harris	g	3-9	1-4	2-2	1	3	4	2	9	2	0	0	0	24			
15	Malcolm Brogdon	g	5-9	2-5	0-0	0	2	2	1	12	1	2	0	1	26			
23	London Perrantes	g	1-4	1-2	0-0	0	0	0	4	3	6	0	0	0	24			
01	Justin Anderson	g	3-8	2-5	1-2	3	2	5	0	9	4	1	0	1	17			
04	Malek Frazier	g	0-0	0-0	0-0	0	0	0	1	0	1	0	0	0	3			
05	Teven Jones	g	0-0	0-0	0-0	0	0	0	0	0	0	0	0	0	3			
11	Evan Nolte	g	2-3	2-3	0-0	0	0	0	0	6	1	0	0	2	12			
13	Anthony Gill	g	6-10	0-0	1-2	1	1	2	0	13	2	0	2	1	22			
21	Rob Vozenilek	g	1-1	0-0	0-0	0	0	1	2	0	1	1	0	4				
24	Caid Kirven	g	0-0	0-0	0-0	0	0	0	0	0	0	0	0	0	4			
30	Thomas Rogers	g	1-1	1-1	1-2	0	1	1	1	4	0	1	0	0	4			
32	Darion Atkins	g	3-6	0-0	1-3	6	3	9	1	7	2	3	0	0	20			
34	Jeff Jones	g	0-1	0-1	0-0	0	0	0	0	0	1	0	0	0	3			
Team						4	1	5										
Totals			30-62	9-21	6-11	16	19	35	14	75	21	9	4	8	202			
FG % 1st Half:		12-30	40.0%	2nd half:	18-32	56.3%	Game:		30-62	48.4%	Deadball							
3FG % 1st Half:		5-11	45.5%	2nd half:	4-10	40.0%	Game:		9-21	42.9%	Rebounds							
FT % 1st Half:		3-5	60.0%	2nd half:	3-6	50.0%	Game:		6-11	54.5%	1							

Officials: Raymond Styns (R), William Humes, Tony Dawkins
 Technical fouls: Liberty-TEAM. Virginia-None.
 Attendance: 10941
 Technical foul on Liberty bench at 3:32 (I)

Score by periods	1st	2nd	Total
Liberty	26	27	53
Virginia	32	43	75

Last FG - LIBERTY 2nd-00:14, VA 2nd-01:19.
 Largest lead - LIBERTY None, VA by 32 2nd-03:32.

	Points	In	Off	2nd	Fast	Bench
LIBERTY	16	12	11	2	18	
VA	32	33	22	10	41	

Score tied - 1 time.
 Lead changed - 0 times.



Official Basketball Box Score -- Game Totals -- Final Statistics
Hampton vs Virginia
 11/26/13 7 p.m. at Charlottesville, Va. (JPJ)



Hampton 40 • 2-4

##	Player	F	Total			3-Ptr			Rebounds			PF	TP	A	TO	Blk	Stl	Min
			FG-FGA	FG-FGA	FT-FTA	FG-FGA	FG-FGA	FT-FTA	Off	Def	Tot							
05	Emmanuel Okoroba	f	4-6	0-0	0-0	0	4	4	3	8	0	7	1	1	29			
10	Du'Vaughn Maxwell	f	1-4	0-0	0-0	0	1	1	2	2	0	0	0	0	10			
21	Reron Powers	g	3-12	0-0	0-0	0	1	1	1	6	2	4	0	0	33			
14	Brian Darden	g	0-2	0-1	0-0	0	0	0	1	0	0	2	0	0	14			
21	Ke'Ron Brown	g	0-2	0-0	1-2	0	3	3	1	0	0	0	1	1	28			
04	Lawrence Cooks	g	0-2	0-1	0-0	0	0	0	1	0	0	1	0	1	7			
22	Miles Jackson	g	0-1	0-0	0-0	1	0	1	0	0	0	0	0	0	2			
23	Dwight Meikle	g	5-11	0-2	2-2	1	3	4	3	12	2	1	6	2	27			
24	Ramon Mercado	g	3-7	2-5	1-2	1	1	2	1	9	0	0	0	1	22			
25	Reggie Price	g	0-3	0-3	0-0	0	0	0	1	0	0	1	0	0	13			
32	Adams Dionte	g	1-2	0-0	0-0	0	1	1	2	2	0	1	1	0	11			
33	Phillip Reed	g	0-0	0-0	0-0	0	0	0	0	0	0	0	0	0	4			
Team						2	2	4										
Totals			17-52	2-14	4-6	5	16	21	18	40	4	17	8	7	200			
FG % 1st Half:		9-26	34.6%	2nd half:	8-26	30.8%	Game:		17-52	32.7%	Deadball							
3FG % 1st Half:		0-4	0.0%	2nd half:	2-10	20.0%	Game:		2-14	14.3%	Rebounds							
FT % 1st Half:		1-1	100.0%	2nd half:	3-5	60.0%	Game:		4-6	66.7%	1.1							

Virginia 69 • 5-1

##	Player	F	Total			3-Ptr			Rebounds			PF	TP	A	TO	Blk	Stl	Min
			FG-FGA	FG-FGA	FT-FTA	FG-FGA	FG-FGA	FT-FTA	Off	Def	Tot							
25	Akil Mitchell	f	0-3	0-1	2-4	1	3	4	1	2	1	2	1	0	0	16		
10	Mike Tobey	c	1-6	0-0	2-2	0	3	3	3	4	0	3	2	0	15			
12	Joe Harris	g	7-7	4-4	2-3	1	1	2	2	20	3	2	0	2	20			
15	Malcolm Brogdon	g	2-4	1-1	0-0	0	4	4	2	5	1	0	0	2	15			
23	London Perrantes	g	0-2	0-0	0-0	1	5	6	2	0	4	0	0	1	23			
01	Justin Anderson	g	4-6	2-3	2-4	1	3	4	0	12	1	1	3	2	21			
04	Malek Frazier	g	0-1	0-0	0-0	0	0	0	0	0	0	1	0	0	4			
05	Teven Jones	g	0-2	0-0	1-3	0	0	0	1	1	1	0	0	1	10			
11	Evan Nolte	g	1-3	0-2	2-3	0	1	1	1	4	0	1	0	0	14			
13	Anthony Gill	g	3-5	0-0	1-1	1	3	4	2	7	2	4	0	0	20			
21	Rob Vozenilek	g	1-1	1-1	0-1	1	4	5	0	3	2	1	0	0	9			
24	Caid Kirven	g	1-1	0-0	0-0	0	0	0	0	2	0	0	0	0	5			
30	Thomas Rogers	g	0-0	0-0	0-0	0	0	0	0	0	0	3	0	0	4			
32	Darion Atkins	g	3-5	0-0	1-1	2	3	5	0	7	2	0	0	1	20			
34	Jeff Jones	g	1-1	0-0	0-1	0	1	1	0	2	0	0	0	1	4			
Team						3	0	3										
Totals			24-47	8-12	13-23	11	31	42	14	69	17	18	6	10	200			
FG % 1st Half:		14-28	50.0%	2nd half:	10-19	52.6%	Game:		24-47	51.1%	Deadball							
3FG % 1st Half:		5-7	71.4%	2nd half:	3-5	60.0%	Game:		8-12	66.7%	Rebounds							
FT % 1st Half:		7-11	63.6%	2nd half:	6-12	50.0%	Game:		13-23	56.5%	5							

Officials: Les Jones (R), Michael Roberts, Bernard Clinton
 Technical fouls: Hampton-None. Virginia-None.
 Attendance: 8970
 Corpus Christi Challenge (2nd Round)

Score by periods	1st	2nd	Total
Hampton	19	21	40
Virginia	40	29	69

Last FG - HAMM 2nd-01:11, VA 2nd-00:43.
 Largest lead - HAMM by 2 1st-19:46, VA by 36 2nd-08:17.

</



Official Basketball Box Score -- Game Totals -- Final Statistics
Wisconsin vs Virginia
12/04/13 7 p.m. at Charlottesville, Va. (JPJ)



Wisconsin 48 • 9-0

#	Player	Total			3-Ptr			Rebounds			PF	TP	A	TO	Blk	Stl	Min
		FG-FGA	FG-FGA	FT-FTA	FG-FGA	FG-FGA	FT-FTA	Off	Def	Tot							
15	Sam Dekker	f	1-8	0-4	5-8	2	3	5	1	7	0	0	0	0	0	30	
44	Frank Kaminsky	f	4-11	0-4	1-2	6	6	12	2	9	1	2	2	2	31		
01	Ben Brust	g	3-9	2-7	0-0	1	7	8	1	8	1	1	0	1	36		
12	Traevon Jackson	g	3-13	0-2	2-4	1	3	4	1	8	4	2	0	2	34		
21	Josh Gasser	g	2-2	2-2	5-6	0	5	5	3	11	0	2	0	0	35		
10	Nigel Hayes	g	1-3	0-0	0-0	1	1	2	3	2	0	0	2	0	9		
13	Duje Dukan	g	1-4	1-3	0-0	0	1	1	2	3	0	0	0	0	11		
24	Bronson Koenig	g	0-2	0-1	0-0	0	1	1	1	0	1	0	0	0	14		
Team						1	1	2									
Totals			15-52	5-23	13-20	12	28	40	14	48	7	7	4	5	200		
FG % 1st Half:		8-25	32.0%	2nd half:	7-27	25.9%	Game:	15-52	28.8%	Deadball Rebounds							
3FG % 1st Half:		2-10	20.0%	2nd half:	3-13	23.1%	Game:	5-23	21.7%	Rebounds							
FT % 1st Half:		7-8	87.5%	2nd half:	6-12	50.0%	Game:	13-20	65.0%	3							

Virginia 38 • 7-2

#	Player	Total			3-Ptr			Rebounds			PF	TP	A	TO	Blk	Stl	Min
		FG-FGA	FG-FGA	FT-FTA	FG-FGA	FG-FGA	FT-FTA	Off	Def	Tot							
13	Anthony Gill	f	1-3	0-0	4-4	0	6	6	2	6	0	1	0	0	0	20	
25	Akil Mitchell	f	2-6	0-0	1-2	1	2	3	3	5	0	0	0	1	22		
12	Joe Harris	g	1-10	0-4	0-0	0	2	2	4	2	4	1	0	2	33		
15	Malcolm Brogdon	g	1-7	0-2	3-4	1	6	7	2	5	2	2	0	1	29		
23	London Perrantes	g	2-5	1-1	3-3	0	2	2	1	8	0	2	0	1	31		
01	Justin Anderson	g	0-4	0-2	2-2	0	7	7	3	2	0	0	2	0	28		
10	Mike Tobey	g	3-7	0-0	1-2	3	1	4	1	7	0	1	2	0	15		
11	Evan Nolte	g	0-3	0-2	0-0	0	0	0	0	0	0	0	0	0	10		
32	Darion Atkins	g	1-2	0-0	1-2	1	0	1	2	3	0	3	2	0	12		
Team						2	0	2									
Totals			11-47	1-11	15-19	8	26	34	18	38	6	10	6	5	200		
FG % 1st Half:		8-27	29.6%	2nd half:	3-20	15.0%	Game:	11-47	23.4%	Deadball Rebounds							
3FG % 1st Half:		1-6	16.7%	2nd half:	0-5	0.0%	Game:	1-11	9.1%	3							
FT % 1st Half:		3-5	60.0%	2nd half:	12-14	85.7%	Game:	15-19	78.9%	3							

Officials: Karl Hess (R), Mike Eades, Brian Dorsey
Technical fouls: Wisconsin-None. Virginia-None.
Attendance: 11142
ACC/Big Ten Challenge

Score by periods	1st	2nd	Total
Wisconsin	25	23	48
Virginia	20	18	38

Last FG - WIS 2nd-06:24, VA 2nd-09:03.
Largest lead - WIS by 14 2nd-10:43, VA by 4 1st-16:25.

Points	In	Off	2nd	Fast	Bench
WIS	18	5	13	2	5
VA	20	4	4	4	12

Score tied - 4 times.
Lead changed - 6 times.

Official Basketball Box Score -- Game Totals -- Final Statistics
Virginia vs Green Bay
12/7/13 4:05 PM at Green Bay, Wis. (Resch Center)

Virginia 72 • 7-3

#	Player	Total			3-Ptr			Rebounds			PF	TP	A	TO	Blk	Stl	Min
		FG-FGA	FG-FGA	FT-FTA	FG-FGA	FG-FGA	FT-FTA	Off	Def	Tot							
13	Anthony Gill	f	5-6	0-0	2-2	4	1	5	2	12	0	2	0	0	0	21	
25	Akil Mitchell	f	2-2	0-0	6-7	1	4	5	3	10	1	3	1	0	0	32	
12	Joe Harris	g	5-9	1-4	1-3	2	1	3	3	12	1	0	0	1	25		
15	Malcolm Brogdon	g	5-14	3-8	4-4	0	6	6	3	17	2	2	0	0	32		
23	London Perrantes	g	1-3	0-2	2-3	0	1	1	1	4	4	3	0	1	28		
01	Justin Anderson	g	3-8	1-2	3-4	0	2	2	3	10	3	2	1	0	25		
05	Teven Jones	g	1-2	0-1	0-0	0	0	0	0	2	0	0	0	0	5		
10	Mike Tobey	g	1-2	0-0	1-2	2	3	5	1	3	0	2	1	1	15		
11	Evan Nolte	g	0-0	0-0	2-2	0	0	0	1	2	0	0	0	0	9		
32	Darion Atkins	g	0-0	0-0	0-0	0	1	1	2	0	0	0	0	0	8		
Team						1	2	3									
Totals			23-46	5-17	21-27	10	21	31	19	72	11	14	3	3	200		
FG % 1st Half:		9-18	50.0%	2nd half:	14-28	50.0%	Game:	23-46	50.0%	Deadball Rebounds							
3FG % 1st Half:		3-8	37.5%	2nd half:	2-9	22.2%	Game:	5-17	29.4%	1							
FT % 1st Half:		10-10	100.0%	2nd half:	11-17	64.7%	Game:	21-27	77.8%	1							

Green Bay 75 • 5-2

#	Player	Total			3-Ptr			Rebounds			PF	TP	A	TO	Blk	Stl	Min
		FG-FGA	FG-FGA	FT-FTA	FG-FGA	FG-FGA	FT-FTA	Off	Def	Tot							
04	FOUSE, Jordan	f	3-5	0-0	0-0	1	5	6	3	6	1	1	1	8	35		
15	MAYS, Greg	f	8-14	1-2	7-10	1	4	5	1	24	1	0	0	0	31		
21	BROWN, Alec	c	4-7	1-3	0-0	0	1	1	4	9	0	1	1	1	25		
10	HUMPHREY, Josh	g	1-2	0-0	0-0	1	0	1	0	2	0	2	0	0	17		
24	SYKES, Keifer	g	6-10	2-3	7-8	2	0	2	1	21	10	2	0	1	38		
05	FULTON, Lamin	g	0-1	0-1	0-0	0	0	0	1	0	1	0	0	0	5		
12	LOVE, Carrington	g	3-5	3-4	1-2	0	2	2	4	10	2	1	0	2	22		
35	GARRETT, Vince	g	0-6	0-1	0-0	0	0	0	3	0	1	0	0	0	15		
45	LOWE, Kenneth	g	1-1	0-0	1-1	1	0	1	3	3	2	1	0	0	12		
Team						2	5	7									
Totals			26-51	7-14	16-21	8	17	25	20	75	18	8	2	12	200		
FG % 1st Half:		14-25	56.0%	2nd half:	12-26	46.2%	Game:	26-51	51.0%	Deadball Rebounds							
3FG % 1st Half:		3-4	75.0%	2nd half:	4-10	40.0%	Game:	7-14	50.0%	1							
FT % 1st Half:		6-8	75.0%	2nd half:	10-13	76.9%	Game:	16-21	76.2%	1							

Officials: Sean Hull, Tim Kelly, Jerry Heater
Technical fouls: Virginia-None. Green Bay-None.
Attendance: 6491

Score by periods	1st	2nd	Total
Virginia	31	41	72
Green Bay	37	38	75

Last FG - VA 2nd-00:59, GB 2nd-01:16.
Largest lead - VA by 5 1st-16:27, GB by 13 2nd-16:23.

Points	In	Off	2nd	Fast	Bench
VA	30	12	16	6	17
GB	28	17	10	11	13

Score tied - 8 times.
Lead changed - 14 times.



Official Basketball Box Score -- Game Totals -- Final Statistics
Northern Iowa vs Virginia
12/21/13 4 p.m. at Charlottesville, Va. (JPJ)



Northern Iowa 43 • 5-6

#	Player	Total			3-Ptr			Rebounds			PF	TP	A	TO	Blk	Stl	Min
		FG-FGA	FG-FGA	FT-FTA	FG-FGA	FG-FGA	FT-FTA	Off	Def	Tot							
04	Chip Rank	f	0-3	0-3	0-0	0	2	2	0	0	0	0	0	0	0	16	
10	Seth Tuttle	f	6-18	0-3	2-3	7	4	11	3	14	0	3	1	0	28		
01	Deon Mitchell	g	4-9	0-2	0-0	2	3	5	3	8	1	5	0	1	31		
05	Matt Bohannon	g	0-5	0-4	0-0	0	0	0	0	1	0	0	0	1	13		
11	Wes Washpun	g	4-7	0-0	1-4	0	5	5	2	9	1	4	1	0	36		
03	Ted Friedman	g	0-0	0-0	0-0	0	1	1	0	0	0	0	0	0	2		
12	Marvin Singleton	g	0-1	0-0	0-0	0	0	0	1	0	0	0	0	0	4		
14	Nate Buss	g	3-11	1-4	0-0	1	5	6	4	7	1	0	0	0	31		
20	Jeremy Morgan	g	1-3	1-2	0-0	1	0	1	2	3	0	0	0	0	24		
21	Matt Morrison	g	0-1	0-0	0-0	0	0	0	0	0	0	0	0	0	1		
24	Max Martino	g	1-2	0-1	0-0	1	2	3	3	2	0	1	0	0	14		
Team						2	2	4									
Totals			19-60	2-19	3-7	14	24	38	19	43	3	13	2	2	200		
FG % 1st Half:		7-27	25.9%	2nd half:	12-33	36.4%	Game:	19-60	31.7%	Deadball Rebounds							
3FG % 1st Half:		1-10	10.0%	2nd half:	1-9	11.1%	Game:	2-19	10.5%	1							
FT % 1st Half:		1-1	100.0%	2nd half:	2-6	33.3%	Game:	3-7	42.9%	2							

Virginia 57 • 8-3

#	Player	Total			3-Ptr		
---	--------	-------	--	--	-------	--	--

Official Basketball Box Score -- Game Totals -- Final Statistics
Virginia vs Tennessee
12/30/13 7:00 p.m. at Knoxville, Tenn. (Thompson-Boling Arena)



Virginia 52 • 9-4

#	Player	Total			3-Ptr			Rebounds			PF	TP	A	TO	Blk	Stl	Min
		FG	FGA	FT	FTA	FG	FGA	FT	FTA	Off							
25	Akil Mitchell	f	2-7	0-0	0-0	6	3	9	1	4	0	1	0	0	0	21	
32	Darion Atkins	f	0-0	0-0	2-2	0	1	1	2	2	0	0	1	0	7		
01	Justin Anderson	g	4-11	0-3	3-5	0	2	2	2	11	2	2	2	0	24		
12	Joe Harris	g	2-9	1-4	2-2	0	1	1	2	7	1	3	0	0	31		
15	Malcolm Brogdon	g	0-5	0-2	0-0	2	4	6	2	0	2	2	0	0	21		
05	Teven Jones	g	0-0	0-0	2-2	0	0	0	0	2	1	0	0	0	7		
10	Mike Tobey	g	5-10	0-0	0-0	3	4	7	2	10	0	0	2	0	29		
11	Evan Nolte	g	1-2	1-2	4-4	0	1	1	1	7	0	2	0	0	10		
13	Anthony Gill	g	3-4	0-0	1-2	0	3	3	4	7	0	1	0	0	22		
23	London Perrantes	g	1-7	0-1	0-0	1	1	2	3	2	2	1	0	0	28		
	Team					1	0	1									
	Totals		18-55	2-12	14-17	13	20	33	19	52	8	12	5	2	200		

FG % 1st Half: 9-28 32.1% 2nd half: 9-27 33.3% Game: 18-55 32.7% Deadball Rebounds 1
 3FG % 1st Half: 1-6 16.7% 2nd half: 1-6 16.7% Game: 2-12 16.7%
 FT % 1st Half: 7-9 77.8% 2nd half: 7-8 87.5% Game: 14-17 82.4%

Tennessee 87 • 8-4

#	Player	Total			3-Ptr			Rebounds			PF	TP	A	TO	Blk	Stl	Min
		FG	FGA	FT	FTA	FG	FGA	FT	FTA	Off							
05	Stokes, Jarnell	f	4-10	0-0	12-14	2	3	5	1	20	1	0	0	2	33		
34	Maymon, Jeronne	f	2-6	0-0	2-2	1	4	5	3	6	2	3	0	2	24		
01	Richardson, Josh	g	8-9	4-4	0-0	0	2	2	3	20	1	2	2	1	21		
02	Barton, Antonio	g	5-6	3-4	1-1	1	4	5	1	14	2	0	0	0	27		
52	McRae, Jordan	g	6-10	3-4	6-6	2	3	5	1	21	5	0	1	2	31		
03	Hubbs III, Robert	g	1-6	1-2	0-0	0	0	0	1	3	2	0	0	0	17		
04	Moore, Armani	g	0-0	0-0	0-0	0	1	1	0	0	0	0	0	0	1		
10	Ndiaye, Rawane	g	0-0	0-0	0-0	0	0	0	1	0	0	0	0	0	3		
15	Thompson, Darius	g	1-1	0-0	0-0	0	2	2	3	2	2	0	0	0	13		
21	Davis, A.J.	g	0-3	0-1	0-0	0	0	0	3	0	0	0	0	0	18		
23	Reese, Derek	g	0-3	0-3	1-2	2	7	9	1	1	3	1	0	0	10		
32	Edwards, D'Montre	g	0-0	0-0	0-0	0	0	0	0	0	0	0	0	0	2		
	Team					1	0	1									
	Totals		27-54	11-18	22-25	9	26	35	18	87	18	6	3	7	200		

FG % 1st Half: 15-26 57.7% 2nd half: 12-28 42.9% Game: 27-54 50.0% Deadball Rebounds 1
 3FG % 1st Half: 8-11 72.7% 2nd half: 3-7 42.9% Game: 11-18 61.1%
 FT % 1st Half: 10-10 100.0% 2nd half: 12-15 80.0% Game: 22-25 88.0%

Officials: Ron Groover, Doug Sirmons, Brian Shea
 Technical fouls: Virginia-None. Tennessee-None.
 Attendance: 16142

Score by periods	1st	2nd	Total
Virginia	26	26	52
Tennessee	48	39	87

Last FG - UVA 2nd-06:01, UT 2nd-01:20.
 Largest lead - UVA None, UT by 37 2nd-02:23.

Score tied - 0 times.
 Lead changed - 0 times.

Official Basketball Box Score -- Game Totals -- Final Statistics
Virginia vs Florida State
01/04/14 5:00 pm at the Tucker Center - Tallahassee, Florida

Virginia 62 • 10-4, 1-0 ACC

#	Player	Total			3-Ptr			Rebounds			PF	TP	A	TO	Blk	Stl	Min
		FG	FGA	FT	FTA	FG	FGA	FT	FTA	Off							
10	Mike Tobey	f	0-4	0-0	0-0	1	1	2	4	0	0	0	1	0	14		
25	Akil Mitchell	f	4-11	0-0	3-10	5	8	13	4	11	1	0	1	0	29		
12	Joe Harris	g	0-0	0-0	0-0	0	0	0	0	0	0	0	0	0	2		
15	Malcolm Brogdon	g	3-10	0-3	5-6	2	4	6	3	11	1	1	0	1	38		
23	London Perrantes	g	4-8	3-5	3-4	1	3	4	1	14	3	0	0	1	35		
01	Justin Anderson	g	5-14	1-4	5-7	2	3	5	3	16	4	2	0	0	33		
05	Teven Jones	g	0-0	0-0	0-0	0	0	0	0	0	0	0	0	0	5		
11	Evan Nolte	g	2-5	2-4	0-0	1	0	1	0	6	0	0	1	0	12		
13	Anthony Gill	g	0-3	0-0	2-4	3	1	4	4	2	0	1	0	0	19		
32	Darion Atkins	g	1-3	0-0	0-2	0	2	2	2	2	0	1	0	0	13		
	Team					2	2	4									
	Totals		19-58	6-16	18-33	17	24	41	21	62	9	6	3	3	200		

FG % 1st Half: 10-29 34.5% 2nd half: 9-29 31.0% Game: 19-58 32.8% Deadball Rebounds 8,5
 3FG % 1st Half: 4-9 44.4% 2nd half: 2-9 28.6% Game: 6-16 37.5%
 FT % 1st Half: 6-9 66.7% 2nd half: 12-24 50.0% Game: 18-33 54.5%

Florida State 50 • 9-4, 0-1 ACC

#	Player	Total			3-Ptr			Rebounds			PF	TP	A	TO	Blk	Stl	Min
		FG	FGA	FT	FTA	FG	FGA	FT	FTA	Off							
10	White, Okaro	f	4-9	2-3	5-8	2	5	7	4	15	1	2	0	0	27		
14	Gilchrist, Robert	f	0-2	0-0	0-0	2	1	3	0	0	0	0	0	0	17		
15	Bojanovsky, Boris	c	0-1	0-0	4-6	1	2	3	5	4	0	0	3	0	12		
01	Bookert, Devon	g	3-12	1-3	0-0	1	2	3	1	7	2	2	0	0	31		
32	Brandon, Montay	g	2-10	0-1	2-3	2	1	3	3	6	0	2	0	0	22		
05	Smith, Jarquez	g	1-2	0-1	1-1	0	2	2	4	3	0	0	3	0	14		
25	Thomas, Aaron	g	4-8	0-2	1-3	1	5	6	4	9	1	1	0	1	34		
00	Miller, Ian	g	2-8	1-4	1-1	1	1	2	5	6	4	7	0	0	28		
50	Ojo, Michael	g	0-0	0-0	0-0	1	3	4	2	0	0	2	2	0	15		
	Team					1	4	5									
	Totals		16-52	4-14	14-22	12	26	38	28	50	8	16	8	2	200		

FG % 1st Half: 6-20 30.0% 2nd half: 10-32 31.3% Game: 16-52 30.8% Deadball Rebounds 3,3
 3FG % 1st Half: 2-5 40.0% 2nd half: 2-9 22.2% Game: 4-14 28.6%
 FT % 1st Half: 3-4 75.0% 2nd half: 11-18 61.1% Game: 14-22 63.6%

Officials: Roger Ayers, Brian Dorsey, Tim Kelly
 Technical fouls: Virginia-None. Florida State-None.
 Attendance: 5588
 Fouled out for FSU: #30-Miller at 1:32 (2nd); #15-Bojanovsky at 00:51 (2nd).

Score by periods	1st	2nd	Total
Virginia	30	32	62
Florida State	17	33	50

Last FG - VA 2nd-05:18, FS 2nd-01:13.
 Largest lead - VA by 22 2nd-11:07, FS None.

Score tied - 0 times.
 Lead changed - 0 times.

Official Basketball Box Score -- Game Totals -- Final Statistics
Wake Forest vs Virginia
01/08/14 7 p.m. at Charlottesville, Va. (JPJ)



Wake Forest 51 • 11-4, 1-1 ACC

#	Player	Total			3-Ptr			Rebounds			PF	TP	A	TO	Blk	Stl	Min
		FG	FGA	FT	FTA	FG	FGA	FT	FTA	Off							
02	Devin Thomas	f	0-2	0-0	2-2	1	2	3	2	2	1	4	0	0	19		
30	Travis McKie	f	1-4	0-1	0-0	0	4	4	3	2	2	2	1	0	27		
34	Tyler Cavanaugh	f	3-5	0-1	2-2	0	3	2	8	0	1	0	2	23			
00	Codi Miller-McIntyre	g	2-9	0-2	2-3	0	2	2	6	3	3	0	2	29			
01	Madison Jones	g	2-3	0-0	1-3	0	1	1	2	5	3	4	0	1	19		
13	Coron Williams	g	4-11	3-9	0-0	0	0	1	11	0	0	0	0	0	24		
20	Miles Overton	g	1-5	1-3	1-2	1	0	1	2	4	0	1	0	0	10		
31	Andre Washington	g	0-1	0-0	0-0	0	2	2	1	0	0	0	2	0	13		
33	Aaron Rountree	g	1-2	0-1	0-0	0	2	2	0	2	1	0	0	0	10		
41	Duke Antonelli	g	0-0	0-0	0-0	0	0	0	0	0	0	0	0	0	1		
45	Arnaud Adala Moto	g	2-5	0-0	5-6	1	2	3	2	9	0	0	0	0	22		
51	Grant O'Brien	g	1-1	0-0	0-0	0	0	0	0	2	0	0	0	0	1		
52	Doug Niedrich	g	0-0	0-0	0-0	0	0	0	0	1	0	0	0	0	2		
	Team					2	2	4									
	Totals		17-48	4-17	13-18	5	20	25	17	51	11	15	3	5	200		

FG % 1st Half: 8-22 36.4% 2nd half: 9-26 34.6% Game: 17-48 35.4% Deadball Rebounds 2,1
 3FG % 1st Half: 2-10 20.0% 2nd half: 2-7 28.6% Game: 4-17 23.5%
 FT % 1st Half: 6-7 85.7% 2nd half: 7-11 63.6% Game: 13-18 72.2%

Virginia 74 • 11-4, 2-0 ACC

#	Player	Total			3-Ptr			Rebounds			PF	TP	A	TO	Blk	Stl	Min
		FG	FGA	FT	FTA	FG	FGA	FT	FTA	Off							
25	Akil Mitchell	f	3-6														

Official Basketball Box Score -- Game Totals -- Final Statistics
Virginia vs Duke
01-13-14 7:00 pm at Durham, N.C. (Cameron Indoor Stadium)

Virginia 65 • 12-5 (3-1 ACC)

##	Player	Total			3-Ptr			Rebounds			PF	TP	A	TO	Bk	Stl	Min
		FG	FGA	FT	FTA	Off	Def	Total									
25	Akil Mitchell	f	3-7	0-0	1-5	2	7	9	2	7	1	2	1	1	33		
10	Mike Tobey	c	2-9	0-0	4-4	4	0	4	2	8	1	0	0	0	25		
12	Joe Harris	g	5-12	2-4	3-3	2	5	7	4	15	0	1	0	3	33		
15	Malcolm Brogdon	g	6-13	0-3	5-5	1	4	5	3	17	0	2	0	0	35		
23	London Perrantes	g	1-2	0-0	0-0	0	2	2	2	3	1	0	0	0	26		
01	Justin Anderson		4-10	2-3	2-3	1	2	3	2	12	1	1	0	1	26		
05	Teven Jones		0-0	0-0	0-0	0	0	0	0	0	0	0	0	0	2		
11	Evan Nolte		0-0	0-0	0-0	0	0	0	1	0	0	1	0	0	6		
13	Anthony Gill		0-2	0-0	2-4	1	1	2	0	2	0	0	0	0	10		
32	Darion Atkins		0-0	0-0	2-2	1	0	1	2	0	0	0	0	0	4		
	Team					1	0	1									
	Totals		21-55	4-10	19-26	13	21	34	17	65	6	8	1	5	200		

FG % 1st Half: 7-23 30.4% 2nd half: 14-32 43.8% Game: 21-55 38.2% Deadball Rebounds 4
 3FG % 1st Half: 2-5 40.0% 2nd half: 2-5 40.0% Game: 4-10 40.0%
 FT % 1st Half: 12-15 80.0% 2nd half: 7-11 63.6% Game: 19-26 73.1%

Duke 69 • 13-4 (2-2 ACC)

##	Player	Total			3-Ptr			Rebounds			PF	TP	A	TO	Bk	Stl	Min
		FG	FGA	FT	FTA	Off	Def	Total									
01	Jabari Parker	f	3-11	2-7	0-0	1	2	3	2	8	1	2	1	0	26		
05	Rodney Hood	f	5-12	2-6	2-2	1	1	2	4	14	2	0	0	0	29		
21	Amile Jefferson	f	4-4	0-0	2-3	5	10	15	3	10	2	2	1	2	28		
02	Quinn Cook	g	2-7	1-3	2-3	0	3	3	1	7	2	3	0	0	29		
13	Matt Jones	g	0-1	0-0	4-6	0	1	1	3	4	0	0	0	0	19		
03	Tyler Thornton		0-0	0-0	0-0	0	0	0	3	0	1	0	0	1	12		
14	Rasheed Sulaimon		7-11	4-5	3-4	0	1	1	3	21	2	1	0	2	24		
15	Josh Hairston		0-0	0-0	0-0	0	1	1	0	0	0	0	0	0	7		
20	Semi Ojeleye		0-0	0-0	0-0	1	1	2	0	0	1	0	0	0	2		
34	Andre Dawkins		1-3	1-1	2-2	0	1	1	2	5	1	0	0	0	12		
40	Marshall Plumlee		0-0	0-0	0-0	0	1	1	2	0	0	0	1	0	12		
	Team					0	1	1									
	Totals		22-49	10-22	15-20	8	23	31	23	69	12	10	3	5	200		

FG % 1st Half: 14-30 46.7% 2nd half: 8-19 42.1% Game: 22-49 44.9% Deadball Rebounds 3,1
 3FG % 1st Half: 6-14 42.9% 2nd half: 4-8 50.0% Game: 10-22 45.5%
 FT % 1st Half: 2-3 66.7% 2nd half: 13-17 76.5% Game: 15-20 75.0%

Officials: Les Jones, Mike Eades, Pat Driscoll
 Technical fouls: Virginia-None. Duke-None.
 Attendance: 9314

Score by periods	1st	2nd	Total
Virginia	28	37	65
Duke	36	33	69

Points	In Paint	Off T/O	2nd Chance	Fast Break	Bench
VA	32	5	19	7	16
DU	18	12	11	0	26

Last FG - VA 2nd-01:25, DU 2nd-00:22.
 Largest lead - VA by 1 2nd-00:38, DU by 13 1st-06:21.

Score tied - 2 times.
 Lead changed - 2 times.



Official Basketball Box Score -- Game Totals -- Final Statistics
Florida State vs Virginia
01/18/14 12 p.m. at Charlottesville, Va. (JPJ)



Florida State 66 • 12-5, 3-2 ACC

##	Player	Total			3-Ptr			Rebounds			PF	TP	A	TO	Bk	Stl	Min
		FG	FGA	FT	FTA	Off	Def	Total									
10	Okaro White	f	5-6	0-0	5-6	2	5	7	5	15	0	3	3	0	32		
14	Robert Gilchrist	f	0-0	0-0	0-0	0	1	1	2	0	0	1	1	0	13		
15	Boris Bojanovsky	c	1-3	0-0	0-0	1	1	2	3	2	0	2	3	1	18		
01	Devon Bookert	g	4-9	3-4	1-2	1	4	5	1	12	2	1	0	1	31		
32	Montay Brandon	g	2-5	0-1	1-2	1	2	3	3	5	2	2	0	0	26		
05	Jaquese Smith		2-2	1-1	0-0	0	3	3	0	5	0	0	1	0	10		
25	Aaron Thomas		3-7	1-2	8-8	0	5	5	2	15	4	2	0	1	34		
30	Ian Miller		3-12	1-8	2-2	1	0	1	4	9	3	4	0	0	26		
40	Brandon Allen		0-0	0-0	0-0	0	0	0	0	0	0	0	0	0	0		
50	Michael Ojo		1-2	0-0	1-2	0	0	0	1	3	0	3	1	0	10		
	Team					2	2	4									
	Totals		21-46	6-16	18-22	8	23	31	21	66	11	18	9	3	200		

FG % 1st Half: 9-21 42.9% 2nd half: 12-25 48.0% Game: 21-46 45.7% Deadball Rebounds 2
 3FG % 1st Half: 3-6 50.0% 2nd half: 3-10 30.0% Game: 6-16 37.5%
 FT % 1st Half: 5-6 83.3% 2nd half: 13-16 81.3% Game: 18-22 81.8%

Virginia 78 • 13-5, 4-1 ACC

##	Player	Total			3-Ptr			Rebounds			PF	TP	A	TO	Bk	Stl	Min
		FG	FGA	FT	FTA	Off	Def	Total									
25	Akil Mitchell	f	4-9	0-0	1-3	1	3	4	1	9	2	1	0	2	27		
10	Mike Tobey	c	4-11	0-0	5-6	2	1	3	4	13	2	1	2	0	29		
12	Joe Harris	g	6-8	4-5	2-3	1	3	4	3	18	3	1	1	0	33		
15	Malcolm Brogdon	g	5-13	1-2	5-5	1	3	4	2	16	6	2	1	4	33		
23	London Perrantes	g	0-1	0-1	2-2	1	2	3	2	2	4	1	0	2	34		
01	Justin Anderson		4-7	2-3	0-0	0	0	0	3	10	1	3	1	0	21		
05	Teven Jones		1-1	0-0	0-0	0	0	0	0	2	0	0	0	0	2		
13	Anthony Gill		3-4	0-0	2-4	1	3	4	3	8	0	0	0	0	16		
32	Darion Atkins		0-1	0-0	0-0	0	1	1	3	0	0	0	0	0	5		
	Team					2	3	5									
	Totals		27-55	7-11	17-23	9	19	28	21	78	18	9	5	8	200		

FG % 1st Half: 16-29 55.2% 2nd half: 11-26 42.3% Game: 27-55 49.1% Deadball Rebounds 2
 3FG % 1st Half: 5-6 83.3% 2nd half: 2-5 40.0% Game: 7-11 63.6%
 FT % 1st Half: 8-11 72.7% 2nd half: 9-12 75.0% Game: 17-23 73.9%

Officials: Jamie Luckie (R), Sean Hull, Bernard Clinton
 Technical fouls: Florida State-Okaro White. Virginia-Justin Anderson, London Perrantes.
 Attendance: 12765
 #32 Atkins (UVA) and #5 Jones (UVA) ejected at :18.2 (I)
 #10 White (FSU) fouled out at :18.2 (I)

Score by periods	1st	2nd	Total
Florida State	26	40	66
Virginia	45	33	78

Points	In Paint	Off T/O	2nd Chance	Fast Break	Bench
FS	26	9	9	9	32
VA	30	26	9	10	20

Last FG - FS 2nd-00:39, VA 2nd-00:19.
 Largest lead - FS by 3 1st-19:16, VA by 21 2nd-18:16.

Score tied - 0 times.
 Lead changed - 1 time.



Official Basketball Box Score -- Game Totals -- Final Statistics
North Carolina vs Virginia
01/20/14 7 p.m. at Charlottesville, Va. (JPJ)



North Carolina 61 • 11-7, 1-4 ACC

##	Player	Total			3-Ptr			Rebounds			PF	TP	A	TO	Bk	Stl	Min
		FG	FGA	FT	FTA	Off	Def	Total									
13	J.P. Tokoto	f	2-6	1-2	0-0	2	3	5	5	5	0	3	0	2	25		
42	Joel James	f	0-1	0-0	0-0	2	1	3	1	0	1	2	0	0	12		
43	James McAdoo	f	5-11	0-0	1-5	2	2	4	3	11	2	0	1	0	34		
02	Leslie McDonald	g	4-12	2-7	0-0	0	2	2	10	1	1	0	1	24			
05	Marcus Paige	g	4-14	1-6	0-0	2	3	5	4	9	3	2	0	0	34		
00	Nate Britt		1-4	0-0	2-2	0	0	0	3	4	1	1	0	1	14		
03	Kennedy Meeks		7-10	0-0	1-3	4	5	9	1	15	2	1	1	1	21		
04	Luke Davis		0-0	0-0	0-0	0	0	0	0	0	0	0	0	0	1		
11	Bryce Johnson		2-4	0-0	1-2	2	4	6	1	5	3	1	1	0	23		
21	Jackson Simmons		0-0	0-0	0-0	0	0	0	0	0	0	0	0	0	3		
22	Isaiah Hicks		1-1	0-0	0-0	0	0	0	1	2	0	0	0	0	6		
30	James Manor		0-0	0-0	0-0	0	0	0	0	0	0	0	0	0	1		
34	Denzel Robinson		0-0	0-0	0-0	0	1	1	0	0	0	0	0	0	1		
55	Wade Moody		0-0	0-0	0-0	0	0	0	0	0	0	0	0	0	1		
	Team					3	1	4									
	Totals		26-63	4-15	5-12	17	22	39	21	61	14	11	3	5	200		

FG % 1st Half: 13-33 39.4% 2nd half: 13-30 43.3% Game: 26-63 41.3% Deadball Rebounds 2
 3FG % 1st Half: 2-8 25.0% 2nd half: 2-7 28.6% Game: 4-15 26.7%
 FT % 1st Half: 1-3 33.3% 2nd half: 4-9 44.4% Game: 5-12 41.7%

Virginia 76 • 14-5, 5-1 ACC

Official Basketball Box Score -- Game Totals -- Final Statistics
Virginia vs Notre Dame
01-28-14 9:00 p.m. at Notre Dame, Ind. (Purcell Pavilion)

Virginia 68 • 16-5 (7-1)

##	Player	Total			3-Ptr			Rebounds			PF	TP	A	TO	Blk	Stl	Min
		FG-FGA	FT-FTA	Off	Def	FG-FGA	FT-FTA	Off	Def	Tot							
25	Akil Mitchell	f	2-3	0-0	2-4	2	4	6	0	6	2	3	1	1	1	24	
10	Mike Tobey	c	7-10	0-0	0-0	1	3	4	14	0	1	1	1	1	26		
12	Joe Harris	g	4-10	1-3	0-0	0	2	2	3	9	4	2	0	3	28		
15	Malcolm Brogdon	g	7-10	2-3	0-0	2	5	7	2	16	6	2	0	5	33		
23	London Perrantes	g	1-4	1-2	1-2	0	2	2	0	4	5	0	0	2	29		
01	Justin Anderson		3-6	0-2	3-4	0	0	0	1	9	1	3	1	1	20		
05	Teven Jones		0-0	0-0	0-0	0	0	0	0	0	0	0	0	0	3		
11	Evan Nolte		1-1	1-1	0-0	1	0	1	0	3	0	1	0	1	12		
13	Anthony Gill		2-5	0-0	1-2	2	1	3	2	5	0	0	1	0	20		
32	Darion Atkins		1-3	0-0	0-0	0	0	0	2	2	0	0	0	0	5		
	Team					0	1	1									
	Totals		28-52	5-11	7-12	8	18	26	14	68	18	12	4	14	200		

FG % 1st Half: 15-25 60.0% 2nd half: 13-27 48.1% Game: 28-52 53.8% Deadball Rebounds 1
 3FG % 1st Half: 2-5 40.0% 2nd half: 3-6 50.0% Game: 5-11 45.5%
 FT % 1st Half: 2-2 100.0 2nd half: 5-10 50.0% Game: 7-12 58.3%

Notre Dame 53 • 11-10(2-6)

##	Player	Total			3-Ptr			Rebounds			PF	TP	A	TO	Blk	Stl	Min
		FG-FGA	FT-FTA	Off	Def	FG-FGA	FT-FTA	Off	Def	Tot							
30	Zach Augustine	f	4-9	0-0	2-5	3	4	7	1	10	0	2	1	4	24		
11	Garrick Sherman	c	3-6	0-0	2-2	2	5	7	3	8	0	5	1	1	29		
00	Eric Atkins	g	2-8	2-5	0-0	0	2	2	2	6	3	2	0	0	33		
24	Pat Connaughton	g	3-9	1-6	0-0	0	4	4	2	7	3	4	0	1	32		
32	Steve Vasturia	g	3-5	1-3	0-0	1	0	1	0	7	1	2	1	2	28		
03	V.J. Beachem		1-3	1-2	0-0	1	1	2	1	3	1	0	0	0	14		
15	Eric Katenda		0-0	0-0	0-0	0	0	0	0	0	0	0	0	0	2		
23	Demetrius Jackson		3-5	2-2	2-2	0	1	1	2	10	1	4	0	0	23		
25	Tom Knight		1-2	0-0	0-0	1	2	3	3	2	1	1	1	0	15		
	Team					2	1	3									
	Totals		20-47	7-18	6-9	10	20	30	14	53	10	20	4	8	200		

FG % 1st Half: 10-19 52.6% 2nd half: 10-28 35.7% Game: 20-47 42.6% Deadball Rebounds 2
 3FG % 1st Half: 3-6 50.0% 2nd half: 4-12 33.3% Game: 7-18 38.9%
 FT % 1st Half: 1-1 100.0 2nd half: 5-8 62.5% Game: 6-9 66.7%

Officials: Karl Hess, Tim Nestor, Patrick Driscoll
 Technical fouls: Virginia-None. Notre Dame-None.
 Attendance: 7565

Score by periods	1st	2nd	Total
Virginia	34	34	68
Notre Dame	24	29	53

Last FG - UVA 2nd-00:58, ND 2nd-01:39.
 Largest lead - UVA by 24 2nd-07:26, ND None.

Points	In	Off	2nd	Fast	Bench
UVA	32	29	5	4	19
ND	22	7	9	0	15

Score tied - 0 times.
 Lead changed - 0 times.

Official Basketball Box Score -- Game Totals -- Final Statistics
Virginia vs PITT
02/02/14 12:30 PM at Petersen Events Center, Pittsburgh, PA

Virginia 48 • (17-5 8-1 ACC)

##	Player	Total			3-Ptr			Rebounds			PF	TP	A	TO	Blk	Stl	Min
		FG-FGA	FT-FTA	Off	Def	FG-FGA	FT-FTA	Off	Def	Tot							
25	Akil Mitchell	f	5-7	0-0	0-0	3	9	12	2	10	1	1	1	1	1	33	
10	Mike Tobey	c	2-4	0-0	0-0	3	0	3	4	4	0	3	2	0	21		
12	Joe Harris	g	4-12	2-6	1-4	1	2	3	3	11	3	2	1	0	26		
15	Malcolm Brogdon	g	6-12	2-2	2-3	1	4	5	1	16	4	0	0	0	35		
23	London Perrantes	g	0-4	0-2	2-2	0	2	2	0	2	4	0	1	0	34		
01	Justin Anderson		2-4	0-1	0-1	0	1	1	3	4	1	3	0	0	22		
11	Evan Nolte		0-1	0-1	0-0	0	0	0	0	0	0	0	0	0	3		
13	Anthony Gill		0-2	0-0	1-2	2	4	6	4	1	0	0	1	1	22		
32	Darion Atkins		0-1	0-0	0-0	0	0	0	0	0	0	0	0	0	4		
	Team					1	0	1									
	Totals		19-47	4-12	6-12	11	22	33	17	48	13	9	6	2	200		

FG % 1st Half: 9-24 37.5% 2nd half: 10-23 43.5% Game: 19-47 40.4% Deadball Rebounds 3
 3FG % 1st Half: 1-4 25.0% 2nd half: 3-8 37.5% Game: 4-12 33.3%
 FT % 1st Half: 2-3 66.7% 2nd half: 4-9 44.4% Game: 6-12 50.0%

PITT 45 • (18-4, 6-3 ACC)

##	Player	Total			3-Ptr			Rebounds			PF	TP	A	TO	Blk	Stl	Min
		FG-FGA	FT-FTA	Off	Def	FG-FGA	FT-FTA	Off	Def	Tot							
02	Michael Young	f	3-6	1-3	1-2	2	2	4	1	8	0	2	1	0	24		
21	Lamar Patterson	f	3-14	2-4	2-2	0	3	3	4	10	3	2	0	0	28		
42	Talib Zanna	c	1-3	0-0	0-2	0	3	2	2	0	1	0	1	0	29		
00	James Robinson	g	0-5	0-3	1-2	1	1	2	1	2	1	2	1	1	36		
03	Cameron Wright	g	4-9	1-1	0-0	0	3	3	2	9	3	0	0	2	34		
01	Jamel Artis		3-7	0-0	5-7	3	4	7	0	11	1	0	0	0	24		
11	Derrick Randall		0-0	0-0	1-2	0	0	0	0	1	0	0	0	0	2		
12	Chris Jones		1-3	0-0	1-2	3	1	4	1	3	1	0	0	0	10		
13	Josh Newkirk		0-0	0-0	0-0	0	2	2	2	0	0	1	0	1	12		
50	Joseph Uchebo		0-0	0-0	0-0	0	0	0	0	0	0	0	0	0	1		
	Team					3	1	4									
	Totals		15-47	4-11	11-19	12	20	32	13	45	10	8	2	4	200		

FG % 1st Half: 9-24 37.5% 2nd half: 6-23 26.1% Game: 15-47 31.9% Deadball Rebounds 6
 3FG % 1st Half: 2-4 50.0% 2nd half: 2-7 28.6% Game: 4-11 36.4%
 FT % 1st Half: 3-6 50.0% 2nd half: 8-13 61.5% Game: 11-19 57.9%

Officials: Les Jones (R), Michael Roberts, Brian O'Connell
 Technical fouls: Virginia-None. PITT-None.
 Attendance: 12508

Score by periods	1st	2nd	Total
Virginia	21	27	48
PITT	23	22	45

Last FG - VA 2nd-00:01, UP 2nd-06:52.
 Largest lead - VA by 3 1st-08:15, UP by 4 2nd-18:57.

Points	In	Off	2nd	Fast	Bench
VA	26	26	8	6	15
UP	14	7	9	6	15

Score tied - 17 times.
 Lead changed - 7 times.

Official Basketball Box Score -- Game Totals -- Final Statistics
Boston College vs Virginia
02/05/14 7 p.m. at Charlottesville, Va. (JPJ)

Boston College 67 • 6-16, 2-7 ACC

##	Player	Total			3-Ptr			Rebounds			PF	TP	A	TO	Blk	Stl	Min
		FG-FGA	FT-FTA	Off	Def	FG-FGA	FT-FTA	Off	Def	Tot							
04	Eddie Odio	f	2-3	1-2	0-2	0	4	4	5	1	0	1	0	0	22		
12	Ryan Anderson	f	8-11	0-0	4-9	2	5	7	3	20	0	1	0	0	34		
20	Lonnie Jackson	g	4-6	4-6	0-1	0	2	5	12	1	2	0	2	27			
21	Olivier Hanlan	g	4-10	2-6	4-5	0	2	2	1	14	3	2	0	0	39		
25	Joe Rahon	g	2-7	0-3	2-2	0	3	2	6	5	1	0	0	0	36		
00	Garland Owens		2-4	2-4	0-1	0	4	4	3	6	1	0	0	0	18		
05	KC Caudill		0-0	0-0	0-0	0	0	0	1	0	1	0	0	0	1		
11	Will Magarity		0-0	0-0	0-0	0	0	0	1	0	0	0	0	0	2		
15	Sam Donahue		0-1	0-1	0-0	0	0	0	0	0	0	0	0	0	0+		
23	Alex Dragicevich		2-3	0-1	0-0	0	1	1	3	4	0	0	0	0	9		
31	Danny Rubin		0-1	0-0	0-0	1	0	1	0	0	0	0	0	0	3		
33	Patrick Heckmann		0-4	0-4	0-0	0	1	1	5	0	0	1	0	0	9		
	Team					0	2	2									
	Totals		24-50	9-27	10-20	3	24	27	28	67	12	7	1	2	200		

FG % 1st Half: 9-23 39.1% 2nd half: 15-27 55.6% Game: 24-50 48.0% Deadball Rebounds 3.1
 3FG % 1st Half: 1-2 16.7% 2nd half: 7-15 46.7% Game: 9-27 33.3%
 FT % 1st Half: 1-5 20.0% 2nd half: 9-15 60.0% Game: 10-20 50.0%

Virginia 77 • 18-5, 9-1 ACC

##	Player	Total			3-Ptr			Rebounds			PF	TP	A	TO	Blk	Stl	Min
		FG-FGA	FT-FTA	Off	Def	FG-FGA	FT-FTA	Off	Def	Tot							
25	Akil Mitchell	f	3-4	0-0	1-4	2	4	6	2	7	3	1	0	0	24		
10	Mike Tobey	c	0-3	0-0	0-0	0	0	0	3	0	0	0	0	0	7		
12	Joe Harris	g	3-7	1-4	2-5	0	1	1	4	9	2	0	0	5	22		
15	Malcolm Brogdon	g	4-11	1-3	8-9	4	7	11	2	17	7	1	0	1	35		
23	London Perrantes	g	2-6	1-2	0-0	1	4	5	2	5	1	0	0	0	35		
01	Justin Anderson		5-9	0-2	3-5	1	3	4	5	13	4	2	0	0	24		
05	Teven Jones		0-0	0-0	0-0	0	0	0	0	0	0	0	0	0	0+		
11	Evan Nolte		3-5	1-3	2-6	1	2	3	2	9	0	1	1	0	19		
13	Anthony Gill		5-9	0-0	3-5	2	5	7	1	13	0	1	0	0	25		
32	Darion Atkins		2-2	0-0	0-0	0	1	1	2	4	0	0	0	0	9		
	Team					1	1	2									



Official Basketball Box Score -- Game Totals -- Final Statistics
Maryland vs Virginia
02/10/14 9 p.m. at Charlottesville, Va. (JPJ)



Maryland 53 • 14-11, 6-6 ACC

##	Player	f/g	Total		3-Ptr		Rebounds			PF	TP	A	TO	Blk	Stl	Min
			FG-FGA	FT-FTA	FG-FGA	FT-FTA	Off	Def	Tot							
00	Charles Mitchell	f	1-1	0-0	0-0	1	4	5	4	2	0	3	0	0	23	
01	Evan Smotrycz	f	3-13	2-9	0-0	1	4	5	3	8	2	2	1	1	31	
32	Dez Wells	f	4-11	1-2	3-5	2	2	4	4	12	4	1	0	0	32	
04	Seth Allen	g	7-14	1-6	0-0	1	1	2	3	15	2	2	0	0	35	
10	Jake Layman	g	2-5	1-2	0-0	0	3	3	1	5	0	0	1	3	24	
02	Roddy Peters	g	0-1	0-0	0-0	0	0	0	0	0	0	1	0	0	5	
05	Nick Faust	g	3-5	1-2	2-2	1	3	4	2	9	1	0	2	1	27	
25	Jonathan Graham	g	1-1	0-0	0-1	0	3	3	0	2	0	0	1	0	12	
44	Shaquille Cleare	g	0-1	0-0	0-0	1	0	1	2	0	0	0	0	0	11	
Team						1	3	4			1					
Totals			21-52	6-21	5-8	8	23	31	19	53	9	10	5	5	200	
FG % 1st Half:		11-26	42.3%	2nd half:	10-26	38.5%	Game:	21-52	40.4%	Deadball						
3FG % 1st Half:		4-12	33.3%	2nd half:	2-9	22.2%	Game:	6-21	28.6%	Rebounds						
FT % 1st Half:		0-0	0.0%	2nd half:	5-8	62.5%	Game:	5-8	62.5%	2.2						

Virginia 61 • 20-5, 11-1 ACC

##	Player	f/g	Total		3-Ptr		Rebounds			PF	TP	A	TO	Blk	Stl	Min
			FG-FGA	FT-FTA	FG-FGA	FT-FTA	Off	Def	Tot							
25	Akil Mitchell	f	6-8	0-0	1-4	2	4	6	1	13	3	0	0	1	34	
10	Mike Tobey	c	2-3	0-0	0-1	1	1	2	0	4	0	1	1	0	18	
12	Joe Harris	g	6-12	4-7	3-4	0	2	4	19	4	2	0	0	0	33	
15	Malcolm Brogdon	g	6-13	0-2	2-2	0	3	3	2	14	1	0	0	0	34	
23	London Perrantes	g	2-4	0-1	0-0	0	4	4	1	4	3	0	0	1	32	
01	Justin Anderson	g	1-7	0-3	2-2	0	3	3	0	4	2	0	2	0	18	
05	Teven Jones	g	0-0	0-0	0-0	0	0	0	0	0	1	0	0	0	5	
13	Anthony Gill	g	0-2	0-0	1-2	0	0	0	2	1	0	0	1	0	10	
32	Darion Atkins	g	1-2	0-0	0-1	2	2	4	1	2	1	0	1	0	16	
Team						2	2	4								
Totals			24-51	4-13	9-16	7	21	28	11	61	16	6	5	2	200	
FG % 1st Half:		12-24	50.0%	2nd half:	12-27	44.4%	Game:	24-51	47.1%	Deadball						
3FG % 1st Half:		1-4	25.0%	2nd half:	3-9	33.3%	Game:	4-13	30.8%	Rebounds						
FT % 1st Half:		0-1	0.0%	2nd half:	9-15	60.0%	Game:	9-16	56.3%	2.3						

Officials: Bryan Kersey (R), Raymond Styons, Doug Shous
Technical fouls: Maryland-None, Virginia-None.
Attendance: 11568

Score by periods	1st	2nd	Total
Maryland	26	27	53
Virginia	25	36	61

	In	Off	2nd	Fast	Bench
Points	Paint	T/O	Chance	Break	
UMD	22	4	2	4	11
VA	34	7	8	7	7

Last FG - UMD 2nd-00:14, VA 2nd-03:37.
Largest lead - UMD by 4 1st-17:03, VA by 11 2nd-05:00.

Score tied - 3 times.
Lead changed - 4 times.

Official Basketball Box Score -- Game Totals -- Final Statistics
Virginia vs Clemson
2/15/14 12:00 PM at Clemson, SC (Littlejohn Coliseum)

Virginia 63 • 21-5, 12-1 ACC

##	Player	f/g	Total		3-Ptr		Rebounds			PF	TP	A	TO	Blk	Stl	Min
			FG-FGA	FT-FTA	FG-FGA	FT-FTA	Off	Def	Tot							
25	MITCHELL, Akil	f	1-4	0-0	0-0	5	4	9	1	2	1	2	0	0	26	
10	TOBEY, Mike	c	7-9	0-0	0-0	2	3	5	2	14	0	2	2	0	21	
12	HARRIS, Joe	g	6-15	4-9	0-2	2	3	5	4	16	3	3	0	1	35	
15	BROGDON, Malcolm	g	3-9	1-3	7-8	1	7	8	1	14	0	1	0	0	36	
23	PERRANTES, London	g	0-2	0-2	0-0	0	0	0	3	0	6	0	0	0	35	
01	ANDERSON, Justin	g	1-4	0-1	1-2	0	0	0	2	3	0	1	0	0	14	
11	NOLTE, Evan	g	0-0	0-0	0-0	0	0	0	0	0	0	0	0	0	6	
13	GILL, Anthony	g	4-4	0-0	4-6	0	3	3	0	12	0	0	0	0	22	
32	ATKINS, Darion	g	1-1	0-0	0-0	0	0	0	1	2	0	0	0	0	5	
Team						3	0	3								
Totals			23-48	5-15	12-18	13	20	33	14	63	10	9	2	1	200	
FG % 1st Half:		14-22	63.6%	2nd half:	9-26	34.6%	Game:	23-48	47.9%	Deadball						
3FG % 1st Half:		3-7	42.9%	2nd half:	2-8	25.0%	Game:	5-15	33.3%	Rebounds						
FT % 1st Half:		0-2	0.0%	2nd half:	12-16	75.0%	Game:	12-18	66.7%	2						

Clemson 58 • 15-9, 6-6 ACC

##	Player	f/g	Total		3-Ptr		Rebounds			PF	TP	A	TO	Blk	Stl	Min
			FG-FGA	FT-FTA	FG-FGA	FT-FTA	Off	Def	Tot							
05	BLOSSOMGAME, Jaron	f	2-3	0-1	0-0	0	0	0	2	4	1	0	0	0	24	
32	McDANIELS, K.J.	f	6-13	1-3	11-13	1	3	4	5	24	2	0	3	2	36	
33	SMITH, Josh	c	1-4	0-0	1-2	0	3	3	3	1	0	0	0	0	31	
12	HALL, Rod	g	2-5	0-1	0-0	0	2	2	1	4	5	1	0	0	33	
21	HARRISON, Damarcus	g	2-3	1-1	2-2	0	2	2	0	7	1	1	0	1	20	
01	AJUKWA, Austin	g	2-3	2-2	0-0	1	1	2	0	6	2	0	0	1	13	
03	FILER, Adonis	g	0-4	0-2	4-4	0	0	0	2	4	1	0	0	0	10	
20	ROPER, Jordan	g	1-3	0-1	0-0	0	1	1	1	2	0	0	0	0	9	
42	DJAMBO, Ibrahim	g	0-1	0-1	0-0	0	0	0	0	0	0	1	0	0	15	
50	DJITTE, Sidy	g	2-3	0-0	0-0	0	1	1	4	4	0	1	0	0	9	
Team						2	3	5								
Totals			18-42	4-12	18-21	4	16	20	18	58	13	5	3	4	200	
FG % 1st Half:		11-22	50.0%	2nd half:	7-20	35.0%	Game:	18-42	42.9%	Deadball						
3FG % 1st Half:		1-3	33.3%	2nd half:	3-9	33.3%	Game:	4-12	33.3%	Rebounds						
FT % 1st Half:		5-5	100.0%	2nd half:	13-16	81.3%	Game:	18-21	85.7%	3						

Officials: Mike Eades, Bill Covington, Ray Perone
Technical fouls: Virginia-None, Clemson-None.
Attendance: 8573

Score by periods	1st	2nd	Total
Virginia	31	32	63
Clemson	28	30	58

	In	Off	2nd	Fast	Bench
Points	Paint	T/O	Chance	Break	
VA	26	4	13	0	17
CU	16	14	6	2	16

Last FG - VA 2nd-02:02, CU 2nd-00:23.
Largest lead - VA by 6 1st-02:23, CU by 7 1st-08:30.

Score tied - 4 times.
Lead changed - 3 times.



Official Basketball Box Score -- Game Totals -- Final Statistics
Virginia vs Virginia Tech
02/18/14 9:00 PM at Cassell Coliseum, Blacksburg, Va.



Virginia 57 • 22-5, 13-1

##	Player	f/g	Total		3-Ptr		Rebounds			PF	TP	A	TO	Blk	Stl	Min
			FG-FGA	FT-FTA	FG-FGA	FT-FTA	Off	Def	Tot							
10	Mike Tobey	f	1-1	0-0	0-0	0	1	1	2	1	0	1	1	1	24	
25	Akil Mitchell	f	3-3	0-0	1-4	2	8	10	2	7	1	1	1	0	22	
12	Joe Harris	g	2-10	2-6	1-3	0	1	1	1	7	3	1	0	3	35	
15	Malcolm Brogdon	g	3-11	2-6	4-6	1	2	3	4	12	3	1	0	2	34	
23	London Perrantes	g	4-8	3-6	0-0	0	0	0	11	3	0	0	0	0	32	
01	Justin Anderson	g	3-9	2-6	1-1	2	3	5	1	9	0	0	0	1	20	
11	Evan Nolte	g	0-1	0-1	0-0	0	0	0	0	0	0	0	0	0	2	
13	Anthony Gill	g	2-4	0-0	1-1	3	0	3	3	5	0	2	1	0	21	
32	Darion Atkins	g	2-4	0-0	0-0	2	1	3	1	4	0	2	0	0	10	
Team						1	1	2								
Totals			20-51	9-25	8-15	11	17	28	13	57	11	7	3	7	200	
FG % 1st Half:		8-23	34.8%	2nd half:	12-28	42.9%	Game:	20-51	39.2%	Deadball						
3FG % 1st Half:		3-13	23.1%	2nd half:	6-12	50.0%	Game:	9-25	36.0%	Rebounds						
FT % 1st Half:		2-4	50.0%	2nd half:	6-11	54.5%	Game:	8-15	53.3%	3.1						

Virginia Tech 53 • 9-16, 2-11

##	Player	f/g	Total		3-Ptr		Rebounds			PF	TP
----	--------	-----	-------	--	-------	--	----------	--	--	----	----



Official Basketball Box Score -- Game Totals -- Final Statistics
Miami (Fla.) vs Virginia
02/26/14 7 p.m. at Charlottesville, Va. (JPJ)



Miami (Fla.) 40 • 14-14, 5-10 ACC

#	Player	Total			3-Ptr			Rebounds			PF	TP	A	TO	Blk	Stl	Min
		FG	FGA	FT	FTA	Off	Def	Tot									
04	Raphael Akpejori	f	0-1	0-0	0-0	0	4	4	3	0	0	1	1	0	0	27	
21	Erik Swoope	f	2-5	0-0	9-10	1	1	2	3	13	0	0	0	2	25		
22	Donnavan Kirk	f	2-7	0-1	0-0	2	1	3	3	4	0	2	0	0	19		
15	Rion Brown	g	5-12	0-4	2-6	0	3	3	1	12	1	1	1	0	39		
25	Garrison Adams	g	0-4	0-1	2-3	1	3	4	2	2	2	2	0	1	23		
05	Davon Reed	g	1-8	0-4	0-2	0	1	1	2	2	0	0	0	1	16		
12	Justin Heller	g	0-1	0-1	0-0	0	0	0	0	0	0	0	0	0	1		
20	Manu Lecomte	g	1-5	0-1	1-2	2	3	5	1	3	0	1	0	0	28		
23	Tonye Jekiri	g	1-3	0-0	2-4	2	2	6	4	4	0	1	0	0	22		
Team						2	0	2									
Totals			12-46	0-12	16-27	12	18	30	17	40	3	8	2	4	200		

FG % 1st Half: 8-25 32.0% 2nd half: 4-21 19.0% Game: 12-46 26.1% Deadball Rebounds 3.1
3FG % 1st Half: 0-7 0.0% 2nd half: 0-5 0.0% Game: 0-12 0.0%
FT % 1st Half: 4-6 66.7% 2nd half: 12-21 57.1% Game: 16-27 59.3%

Virginia 65 • 24-5, 15-1 ACC

#	Player	Total			3-Ptr			Rebounds			PF	TP	A	TO	Blk	Stl	Min
		FG	FGA	FT	FTA	Off	Def	Tot									
25	Akil Mitchell	f	1-2	0-0	1-1	2	7	9	2	3	0	3	0	0	0	28	
10	Mike Tobey	c	1-4	0-0	0-0	1	0	1	4	2	0	1	1	0	14		
12	Joe Harris	g	4-9	3-5	0-0	0	1	1	2	11	5	1	0	0	28		
15	Malcolm Brogdon	g	4-9	0-1	7-7	0	4	4	2	15	2	1	0	2	32		
23	London Perrantes	g	5-5	4-4	1-1	0	3	3	1	15	4	1	0	0	28		
01	Justin Anderson	g	1-5	1-4	2-2	0	4	4	1	5	0	1	1	1	17		
04	Maleek Frazier	g	0-0	0-0	0-0	0	0	0	0	0	0	1	0	0	1		
05	Teven Jones	g	0-1	0-0	0-0	0	0	0	0	0	0	0	0	0	3		
11	Evan Nolte	g	1-2	1-2	0-0	1	0	1	0	3	1	0	0	0	8		
13	Anthony Gill	g	2-4	0-0	5-9	0	3	4	9	2	1	1	1	0	21		
21	Rob Vozenilek	g	0-0	0-0	0-0	0	0	0	1	0	0	0	0	0	2		
24	Caid Kirven	g	0-1	0-0	0-0	0	0	0	0	0	0	0	0	0	2		
30	Thomas Rogers	g	0-0	0-0	0-0	0	1	1	0	0	0	0	0	0	3		
32	Darion Atkins	g	1-2	0-0	0-0	1	1	2	2	2	0	0	0	0	11		
34	Jeff Jones	g	0-0	0-0	0-0	0	0	0	0	0	0	0	0	0	2		
Team						2	6	8									
Totals			20-44	9-16	16-20	7	30	37	19	65	14	10	3	3	200		

FG % 1st Half: 9-27 33.3% 2nd half: 11-17 64.7% Game: 20-44 45.5% Deadball Rebounds 2
3FG % 1st Half: 5-10 50.0% 2nd half: 4-6 66.7% Game: 9-16 56.3%
FT % 1st Half: 4-5 80.0% 2nd half: 12-15 80.0% Game: 16-20 80.0%

Officials: Karl Hess (R), Bryan Kersey, Jamie Luckie
Technical fouls: Miami (Fla.)-None, Virginia-None.
Attendance: 11812

Score by periods	1st	2nd	Total
Miami (Fla.)	20	20	40
Virginia	27	38	65

Last FG - UM 2nd-01:28, VA 2nd-01:49.
Largest lead - UM by 3 1st-13:46, VA by 27 2nd-01:49.

Score tied - 3 times.
Lead changed - 5 times.



Official Basketball Box Score -- Game Totals -- Final Statistics
Syracuse vs Virginia
03/01/14 4 p.m. at Charlottesville, Va. (JPJ)



Syracuse 56 • 26-3, 13-3 ACC

#	Player	Total			3-Ptr			Rebounds			PF	TP	A	TO	Blk	Stl	Min
		FG	FGA	FT	FTA	Off	Def	Tot									
03	Jerami Grant	f	0-3	0-0	0-0	0	1	1	1	0	0	0	0	0	0	13	
05	C.J. Fair	f	4-13	0-5	5-6	1	5	6	0	13	2	1	1	1	39		
25	Rakeem Christmas	f	4-7	0-0	0-0	2	5	7	3	8	1	0	3	0	29		
10	Trevor Cooney	g	4-12	3-10	1-1	0	1	1	1	12	0	0	0	2	34		
11	Tyler Ennis	g	4-11	1-3	4-5	0	3	3	5	13	4	2	0	0	37		
00	Michael Gbinije	g	2-5	1-3	0-0	0	1	1	3	5	0	0	0	0	30		
04	Nolan Hart	g	0-1	0-1	0-0	0	0	0	0	0	0	0	0	0	1		
12	Baye Moussa Keita	g	0-0	0-0	0-0	3	0	3	4	0	1	2	0	1	12		
21	Tyler Robertson	g	2-3	0-0	1-2	1	0	1	1	5	0	0	0	0	3		
23	Russ DeRemer	g	0-0	0-0	0-0	0	0	0	0	0	0	0	0	0	1		
33	Albert Nassar	g	0-1	0-0	0-0	2	0	2	0	0	0	0	0	0	1		
Team						1	3	4									
Totals			20-56	5-22	11-14	10	19	29	18	56	8	5	4	4	200		

FG % 1st Half: 11-26 42.3% 2nd half: 9-30 30.0% Game: 20-56 35.7% Deadball Rebounds 3
3FG % 1st Half: 3-9 33.3% 2nd half: 2-13 15.4% Game: 5-22 22.7%
FT % 1st Half: 3-3 100.0% 2nd half: 8-11 72.7% Game: 11-14 78.6%

Virginia 75 • 25-5, 16-1 ACC

#	Player	Total			3-Ptr			Rebounds			PF	TP	A	TO	Blk	Stl	Min
		FG	FGA	FT	FTA	Off	Def	Tot									
25	Akil Mitchell	f	6-8	0-0	0-1	5	4	9	2	12	0	0	0	0	0	31	
10	Mike Tobey	c	5-9	0-0	1-3	5	3	8	2	11	0	0	0	1	23		
12	Joe Harris	g	2-10	1-6	2-4	1	2	3	2	7	4	0	0	1	33		
15	Malcolm Brogdon	g	5-12	1-3	8-8	0	5	5	2	19	5	1	0	0	31		
23	London Perrantes	g	2-3	2-2	0-0	0	4	4	2	6	7	2	1	0	33		
01	Justin Anderson	g	3-5	3-4	2-2	0	2	2	0	11	2	1	0	0	22		
04	Maleek Frazier	g	0-0	0-0	0-0	0	0	0	0	0	0	0	1	0	1		
13	Anthony Gill	g	2-5	0-0	0-1	1	1	2	2	4	0	1	0	1	16		
21	Rob Vozenilek	g	0-0	0-0	0-0	0	1	1	0	0	1	0	0	0	1		
24	Caid Kirven	g	0-0	0-0	0-0	0	0	0	0	0	0	0	0	0	1		
30	Thomas Rogers	g	1-1	1-1	0-0	0	0	0	0	3	0	0	0	0	1		
32	Darion Atkins	g	1-1	0-0	0-0	0	0	0	1	2	0	1	0	0	6		
34	Jeff Jones	g	0-0	0-0	0-0	0	0	0	0	0	0	0	0	0	1		
Team						1	4	5									
Totals			27-54	8-16	13-19	13	26	39	13	75	19	6	2	3	200		

FG % 1st Half: 12-28 42.9% 2nd half: 15-26 57.7% Game: 27-54 50.0% Deadball Rebounds 1
3FG % 1st Half: 1-5 20.0% 2nd half: 7-11 63.6% Game: 8-16 50.0%
FT % 1st Half: 2-6 33.3% 2nd half: 11-13 84.6% Game: 13-19 68.4%

Officials: Roger Ayers (R), Ray Natili, Gary Maxwell
Technical fouls: Syracuse-None, Virginia-None.
Attendance: 14593
SU: Ennis fouled out at 1:35 (I)

Score by periods	1st	2nd	Total
Syracuse	28	28	56
Virginia	27	48	75

Last FG - SU 2nd-00:58, VA 2nd-00:28.
Largest lead - SU by 5 1st-15:22, VA by 19 2nd-00:28.

Score tied - 5 times.
Lead changed - 7 times.

Official Basketball Box Score -- Game Totals -- Final Statistics
Virginia vs Maryland
03/09/14 12:00 pm at College Park, Md.

Virginia 69 • 25-6, 16-2 ACC

#	Player	Total			3-Ptr			Rebounds			PF	TP	A	TO	Blk	Stl	Min
		FG	FGA	FT	FTA	Off	Def	Tot									
10	Mike Tobey	f	1-3	0-1	0-0	0	0	0	2	2	0	0	0	0	0	13	
25	Akil Mitchell	f	1-4	0-0	2-4	0	4	4	2	4	1	1	1	1	32		
12	Joe Harris	g	3-10	1-5	5-6	0	2	2	4	12	0	3	0	1	35		
15	Malcolm Brogdon	g	3-9	0-1	6-8	3	2	5	4	12	7	0	1	0	38		
23	London Perrantes	g	5-8	4-6	0-0	1	3	4	2	14	3	2	0	0	39		
01	Justin Anderson	g	2-6	1-3	0-0	1	2	3	1	5	1	0	1	1	24		
11	Evan Nolte	g	1-6	0-5	1-1	0	2	2	4	3	0	0	0	0	12		
13	Anthony Gill	g	5-10	0-0	5-8	1	1	2	3	15	1	2	1	2	29		
32	Darion Atkins	g	1-1	0-0	0-0	0	0	0	1	2	0	0	0	0	3		
Team						6	2	8									
Totals			22-57	6-21	19-27	12	18	30	23	69	13	8	5	4	225		

FG % 1st Half: 13-26 50.0% 2nd half: 7-23 30.4% OT: 2-8 25.0% Game: 22-57 38.6% Deadball Rebounds 4.2
3FG % 1st Half: 5-11 45.5% 2nd half: 1-6 16.7% OT: 0-4 0.0% Game: 6-21 28.6%
FT % 1st Half: 4-4 100.0% 2nd half: 14-22 63.6% OT: 1-1 100.0% Game: 19-27 70.4%

Maryland 75 • 17-14, 9-9 ACC

||
||
||

OFFICIAL BASKETBALL BOX SCORE
Pittsburgh vs Virginia
Sat, Mar 15, 2014 1:00 PM Greensboro Coliseum

Fina

Pittsburgh 25-9		Total FG FGA	3-Pt FG FGA	FT FTA	Rebounds OF DF TOT	PF TP	A TO BLK S	MIN
No Name								
02 Young, Michael	f	1 2	0 0	0 0	0 2 2	2 2	0 0 2 0	16
21 Patterson, Lamar	f	6 15	2 8	1 2	0 7 7	2 15	2 2 0 1	38
42 Zanna, Talib	f	5 8	0 0	5 6	5 4 9	1 15	2 2 0 0	39
00 Robinson, James	g	2 8	1 3	2 2	1 4 5	3 7	3 0 0 1	34
03 Wright, Cameron	g	2 6	0 0	0 0	0 2 2	1 4	1 1 0 3	34
01 Artis, Jamel	g	0 4	0 1	0 2	1 0 1	2 0	0 1 0 0	11
13 Newkirk, Josh	g	1 5	0 2	1 2	0 0 0	3 3	3 1 0 1	27
11 Randall, Derrick	g	1 1	0 0	0 0	1 1 2	0 2	0 1 0 0	1
Team					1 0 1			
Totals		18 49	3 14	9 14	9 20 29	14 48	9 8 2 6	200
Total FG%	1st Half: 9-24 (37.5)	2nd: 9-25 (36.0)	OT: 0-0 (0.0)	Game: 18-49 (36.7)	Rebounds			
3 PT FG%	1st Half: 1-5 (20.0)	2nd: 2-9 (22.2)	OT: 0-0 (0.0)	Game: 3-14 (21.4)	Deadball			
FT%	1st Half: 5-8 (62.5)	2nd: 4-6 (66.7)	OT: 0-0 (0.0)	Game: 9-14 (64.3)	Rebounds			5

Virginia 27-6		Total FG FGA	3-Pt FG FGA	FT FTA	Rebounds OF DF TOT	PF TP	A TO BLK S	MIN
No Name								
25 Mitchell, Akil	f	4 6	0 0	0 0	2 6 8	2 8	0 3 1 0	30
10 Tobey, Mike	c	2 2	0 0	0 0	1 0 1	1 4	0 1 0 0	14
12 Harris, Joe	g	5 12	2 7	0 0	0 4 4	2 12	0 1 0 0	30
15 Brogdon, Malcolm	g	5 11	0 2	0 0	0 3 3	0 10	3 2 0 0	37
23 Perrantes, London	g	1 5	1 3	2 2	0 2 2	3 5	1 0 0 2	35
01 Anderson, Justin	g	1 2	0 0	0 0	1 1 2	1 2	0 1 1 0	18
13 Gill, Anthony	g	3 7	0 0	4 5	0 5 5	3 10	1 0 1 1	25
32 Atkins, Darion	g	0 0	0 0	0 0	0 0 0	1 0	0 2 1 0	9
11 Nolte, Evan	g	0 0	0 0	0 0	0 0 0	0 0	0 0 1 0	2
Team					1 1 2			
Totals		21 45	3 12	6 7	5 22 27	13 51	9 11 5 3	200
Total FG%	1st Half: 11-23 (47.8)	2nd: 10-22 (45.5)	OT: 0-0 (0.0)	Game: 21-45 (46.7)	Rebounds			
3 PT FG%	1st Half: 2-10 (20.0)	2nd: 1-2 (50.0)	OT: 0-0 (0.0)	Game: 3-12 (25.0)	Deadball			
FT%	1st Half: 2-2 (100.0)	2nd: 4-5 (80.0)	OT: 0-0 (0.0)	Game: 6-7 (85.7)	Rebounds			0

Officials: Karl Hess, Roger Ayers, Sean Hull
Technical fouls: Pittsburgh-None Virginia-None
Attendance: 21,533

Scoring By Periods	1	2	Total
Pittsburgh	24	24	48
Virginia	26	25	51

Notes: 2014 ACC Tournament Game #12 - Semifinals
#1 Virginia vs. #5 Pittsburgh

Other Stats	VA	UP
Biggest Lead (first time - number of times)	8 (P-1 8:28 - 1)	3 (P-1 6:28 - 3)
Shots In The Paint	13/19 = 26 Pts	14/25 = 28 Pts
Points Off Turnovers	6	9
Points Off Offensive Rebounds	6	10
Fast Break Points	3	6
1st Shot of Bonus FT	1/2	0/0
Longest FG Drought (Period-Times)	5:59 (P-2 9:30-3:31)	5:42 (P-2 12:21-6:39)
Bench Points	12	5

OFFICIAL BASKETBALL BOX SCORE
Duke vs Virginia
Sun, Mar 16, 2014 1:00 PM Greensboro Coliseum

Fina

Duke 26-8		Total FG FGA	3-Pt FG FGA	FT FTA	Rebounds OF DF TOT	PF TP	A TO BLK S	MIN
No Name								
01 Parker, Jabari	f	9 24	2 4	3 3	4 4 8	4 23	1 1 1 2	34
05 Hood, Rodney	f	4 12	2 2	3 5	0 2 2	4 13	3 1 0 0	39
21 Jefferson, Amle	f	5 7	0 0	1 2	2 2 4	4 11	1 0 0 1	30
04 Thomson, Tyler	g	0 0	0 0	0 0	1 2 3	4 0	1 2 0 1	19
14 Sulaimon, Rasheed (0:39)	g	1 6	0 1	0 0	1 4 5	5 2	1 1 0 0	23
02 Cook, Quinn	g	2 6	1 2	0 0	1 4 5	3 5	6 0 0 2	30
40 Plumlee, Marshall	g	0 1	0 0	0 0	0 0 0	1 0	0 0 2 1	12
15 Hairston, Josh	g	0 1	0 0	0 0	1 0 1	1 0	0 0 0 0	3
13 Jones, Matt	g	0 0	0 0	0 0	0 0 0	0 0	0 0 0 0	3
34 Dawkins, Andre	g	3 6	3 5	0 1	0 0 0	2 9	0 1 0 0	7
Team					4 2 6			
Totals		24 63	8 14	7 11	14 20 34	28 63	13 6 3 7	200
Total FG%	1st Half: 9-30 (30.0)	2nd: 15-33 (45.5)	OT: 0-0 (0.0)	Game: 24-63 (38.1)	Rebounds			
3 PT FG%	1st Half: 4-7 (57.1)	2nd: 4-7 (57.1)	OT: 0-0 (0.0)	Game: 8-14 (57.1)	Deadball			
FT%	1st Half: 3-3 (100.0)	2nd: 4-8 (50.0)	OT: 0-0 (0.0)	Game: 7-11 (63.6)	Rebounds			1

Virginia 28-6		Total FG FGA	3-Pt FG FGA	FT FTA	Rebounds OF DF TOT	PF TP	A TO BLK S	MIN
No Name								
25 Mitchell, Akil	f	3 4	0 0	1 2	4 11 15	2 7	0 0 2 1	34
10 Tobey, Mike	c	4 5	0 0	0 0	2 2 4	2 8	0 0 0 0	18
12 Harris, Joe	g	5 11	2 5	3 5	0 2 2	4 15	2 0 1 0	37
15 Brogdon, Malcolm	g	7 17	2 5	7 10	1 2 3	3 23	1 1 0 0	33
23 Perrantes, London	g	1 3	1 2	4 4	0 3 3	2 7	3 4 0 0	36
13 Gill, Anthony	g	1 6	0 0	10 17	3 4 7	0 12	0 1 0 1	26
01 Anderson, Justin	g	0 1	0 0	0 0	1 1 2	1 0	2 2 0 0	15
32 Atkins, Darion	g	0 0	0 0	0 0	1 2 3	1 0	0 0 2 0	1
Team					1 2 3			
Totals		21 47	5 12	25 38	12 27 39	15 72	8 8 5 2	200
Total FG%	1st Half: 8-23 (34.8)	2nd: 13-24 (54.2)	OT: 0-0 (0.0)	Game: 21-47 (44.7)	Rebounds			
3 PT FG%	1st Half: 3-7 (42.9)	2nd: 2-5 (40.0)	OT: 0-0 (0.0)	Game: 5-12 (41.7)	Deadball			
FT%	1st Half: 9-14 (64.3)	2nd: 16-24 (66.7)	OT: 0-0 (0.0)	Game: 25-38 (65.8)	Rebounds			8

Officials: Jamie Luckie, Mike Eades, Tim Nestor
Technical fouls: Duke-Bench, Sulaimon Virginia-None
Attendance: 21,533

Scoring By Periods	1	2	Total
Duke	25	38	63
Virginia	28	44	72

Notes: 2014 ACC Tournament Game #14 - Championship
#1 Virginia vs. #3 Duke

Other Stats	VA	DU
Biggest Lead (first time - number of times)	11 (P-2 0:39 - 1)	2 (P-1 19:43 - 1)
Shots In The Paint	13/24 = 26 Pts	12/34 = 24 Pts
Points Off Turnovers	7	12
Points Off Offensive Rebounds	16	10
Fast Break Points	2	4
1st Shot of Bonus FT	3/3	0/0
Longest FG Drought (Period-Times)	8:18 (P-1 11:21-3:03)	3:49 (P-1 19:43-15:54)
Bench Points	12	14

Official Basketball Box Score -- Game Totals -- Final Statistics
Coastal Carolina vs Virginia
3/21/14 9:15 p.m. at Raleigh, N.C. (PNC Arena)

Coastal Carolina 59 • 21-13		Total FG-FGA	3-Ptr FG-FGA	FT-FTA	Rebounds Off Def Tot	PF TP	A TO Blk Stl	Min
##	Player							
00	GILLIS, Warren	* 5-7	0-0	3-4	0 5 5	5 13	2 3 0 2	34
03	CAMERON, Josh	* 1-5	0-2	0-0	0 1 1	2 2	5 1 0 1	16
11	NDIEGUENE, El Hadji	* 2-5	0-0	1-2	0 4 4	3 5	2 1 1 0	23
22	WILSON, Elijah	* 2-13	2-7	0-0	2 3 5	2 6	1 0 0 0	36
23	DIAGNE, Badou	* 4-9	2-4	4-6	1 5 6	3 14	1 0 0 0	33
05	SMITH, Eric	2-4	2-3	0-0	0 2 2	1 6	0 1 0 1	24
12	ENANGA, Michael	1-1	1-1	0-0	0 2 2	1 3	2 1 0 0	10
13	LJESKOVIC, Uros	1-2	0-0	0-0	0 0 0	1 2	0 1 1 0	10
21	CURTIS, Trisitan	1-1	1-1	0-0	0 0 0	0 3	0 0 0 0	9
30	RAY-ST CYR, Colton	2-2	1-1	0-2	0 1 1	1 5	0 0 0 1	3
55	BUFFKIN, Kyle	0-1	0-0	0-0	0 0 0	0 0	0 0 0 0	2
Team					2 0 2			
Totals		21-50	9-19	8-14	5 23 28	19 59	13 8 2 5	200
FG %	1st Half: 13-25 52.0%	2nd half: 8-25 32.0%	Game: 21-50 42.0%	Rebounds				
3FG %	1st Half: 5-10 50.0%	2nd half: 4-9 44.4%	Game: 9-19 47.4%	Deadball				
FT %	1st Half: 4-6 66.7%	2nd half: 4-8 50.0%	Game: 8-14 57.1%	Rebounds				2

Virginia 70 • 29-6		Total FG-FGA	3-Ptr FG-FGA	FT-FTA	Rebounds Off Def Tot	PF TP	A TO Blk Stl	Min
##	Player							
10	Mike Tobey	* 1-2	0-0	0-0	0 2 2	1 2	0 0 0 0	15
12	Joe Harris	* 3-8	2-6	3-4	0 3 3	3 11	3 0 0 1	30
15	Malcolm Brogdon	* 2-8	1-3	9-10	0 5 5	3 14	5 0 0 2	37
23	London Perrantes	* 3-4	3-4	3-3	0 1 1	1 12	6 0 1 0	36
25	Akil Mitchell	* 2-2	0-0	0-0	0 6 6	4 4	1 1 2 0	24
01	Justin Anderson	0-2	0-1	0-0	0 2 2	0 0	1 1 0 1	14
05	Teven Jones	0-0	0-0	0-0	0 0 0	0 0	0 0 0 0	1
11	Evan Nolte	3-4	2-3	0-0	0 1 1	0 8	0 0 0 0	11
13	Anthony Gill	7-10	0-0	3-6	0 5 5	3 17	0 3 2 0	29
30	Thomas Rogers	0-0	0-0	0-0	0 0 0	0 0	0 1 0 0	1
32	Darion Atkins	0-0	0-0	2-2	0 0 0	1 2	0 1 0 0	2
Team					0 3 3			
Totals		21-40	8-17	20-25	0 28 28	16 70	16 7 5 4	200
FG %	1st Half: 8-20 40.0%	2nd half: 13-20 65.0%	Game: 21-40 52.5%	Rebounds				
3FG %	1st Half: 2-7 28.6%	2nd half: 6-10 60.0%	Game: 8-17 47.1%	Deadball				
FT %	1st Half: 12-15 80.0%	2nd half: 8-10 80.0%	Game: 20-25 80.0%	Rebounds				1

Officials: Verne Harris, Dwayne Gladden, Jose Carrion
Technical fouls: Coastal Carolina-None. Virginia-None.
Attendance: 17472
Fouled out: Coastal: #0 Gillis, W at 2:10 in 2nd half

Score by periods	1st	2nd	Total
Coastal Carolina	35	24	59
Virginia	30	40	70

Last FG - COASTAL 2nd-00:13, VA 2nd-02:26.
Largest lead - COASTAL by 10 1st-04:25, VA by 16 2nd-01:43.

Score tied - 4 times.
Lead changed - 8 times.

Official Basketball Box Score -- Game Totals -- Final Statistics
Memphis vs Virginia
3/23/14 8:40 p.m. at Raleigh, N.C. (PNC Arena)

Memphis 60 • 23-10		Total FG-FGA	3-Ptr FG-FGA	FT-FTA	Rebounds Off Def Tot	PF TP	A TO Blk Stl	Min
##	Player							
02	GOODWIN, Shaq	f 3-8	0-0	1-4	1 5 6	2 7	4 1 2 0	32
04	NICHOLS, Austin	f 7-12	0-0	1-4	0 2 2	0 15	1 1 0 0	26
01	JACKSON, Joe	g 3-6	1-1	0-0	0 1 1	1 7	3 2 0 1	30
03	CRAWFORD, Chris	g 1-7	1-6	0-0	1 2 3	3 3	1 0 0 0	26
55	JOHNSON, Geron	g						

Official Basketball Box Score -- Game Totals -- Final Statistics
Michigan State vs Virginia
03/28/14 10:07pm at Madison Square Garden, New York, NY

Michigan State 61 • 29-8

##	Player	Total		3-Ptr		Rebounds			PF	TP	A	TO	Blk	Stl	Min
		FG-FGA	FG-FGA	FT-FTA	Off	Def	Tot								
05	PAYNE, ADREIAN	f	5-12	2-5	4-4	0	5	5	2	16	2	1	2	1	32
22	DAWSON, BRANDEN	f	9-16	0-0	6-8	3	7	10	0	24	1	0	0	1	34
11	APPLING, KEITH	g	1-3	0-1	0-1	1	2	3	4	2	2	1	0	0	29
14	HARRIS, GARY	g	2-5	0-2	2-3	1	1	2	4	6	3	1	1	0	29
45	VALENTINE, DENZEL	g	1-4	1-2	0-0	0	5	5	2	3	3	2	0	1	35
00	BYRD, RUSSELL	g	0-0	0-0	0-0	1	0	1	0	0	0	0	0	0	0
03	ELLIS III, ALVIN	g	0-0	0-0	0-0	0	0	0	0	0	0	1	0	0	2
10	COSTELLO, MATT	g	1-1	0-0	0-0	0	1	1	3	2	0	2	1	0	4
20	TRICE, TRAVIS	g	1-4	1-3	2-2	0	1	1	0	5	1	1	0	2	25
30	KAMINSKI, KENNY	g	1-2	1-1	0-0	0	1	1	1	3	1	0	0	0	6
34	SCHILLING, GAVIN	g	0-0	0-0	0-0	0	0	0	0	0	0	0	0	0	4
	Team					1	2	3			1				
	Totals		21-47	5-14	14-18	7	25	32	16	61	13	10	4	5	200

FG % 1st Half: 11-23 47.8% 2nd half: 10-24 41.7% Game: 21-47 44.7% Deadball Rebounds 2
 3FG % 1st Half: 3-8 37.5% 2nd half: 2-6 33.3% Game: 5-14 35.7%
 FT % 1st Half: 6-7 85.7% 2nd half: 8-11 72.7% Game: 14-18 77.8%

Virginia 59 • 30-7

##	Player	Total		3-Ptr		Rebounds			PF	TP	A	TO	Blk	Stl	Min
		FG-FGA	FG-FGA	FT-FTA	Off	Def	Tot								
10	Mike Tobey	f	2-4	0-0	0-0	0	1	1	3	4	0	0	0	0	10
25	Akil Mitchell	f	2-7	0-0	0-0	3	3	6	2	4	0	0	2	0	28
12	Joe Harris	g	6-14	2-7	3-5	0	3	3	3	17	3	1	0	1	32
15	Malcolm Brogdon	g	4-14	2-4	7-8	1	4	5	1	17	3	1	0	3	36
23	London Perrantes	g	2-6	1-3	2-2	0	2	2	1	7	4	2	0	1	36
01	Justin Anderson	g	1-4	1-4	0-0	0	3	3	3	3	0	0	1	0	21
05	Teven Jones	g	0-0	0-0	0-0	0	0	0	1	0	0	0	0	0	0+
11	Evan Nolte	g	1-2	0-0	0-0	2	3	5	0	2	0	1	0	0	15
13	Anthony Gill	g	1-5	0-0	1-2	0	1	1	2	3	0	1	1	0	19
32	Darion Atkins	g	1-1	0-0	0-0	2	1	3	0	2	0	0	0	0	3
	Team					6	0	6							
	Totals		20-57	6-18	13-17	14	21	35	16	59	10	6	4	5	200

FG % 1st Half: 11-29 37.9% 2nd half: 9-28 32.1% Game: 20-57 35.1% Deadball Rebounds 2
 3FG % 1st Half: 3-10 30.0% 2nd half: 3-8 37.5% Game: 6-18 33.3%
 FT % 1st Half: 2-4 50.0% 2nd half: 11-13 84.6% Game: 13-17 76.5%

Officials: L.Douglas Sirmons, James Breeding, Brian O'Connell
 Technical fouls: Michigan State-None. Virginia-None.
 Attendance: 19314
 2014 NCAA Division I Men's Basketball East Regional Semifinal

Score by periods	1st	2nd	Total
Michigan State	31	30	61
Virginia	27	32	59

Points In Off 2nd Fast Bench
 MIST 30 30 5 4 3 10
 VA 22 7 11 2 10

Largest lead - MIST by 10 1st-09:45, VA by 4 2nd-14:29.
 Score tied - 7 times.
 Lead changed - 4 times.

VIRGINIA'S 2013-14 HONORS

NAME	HONOR
Joe Harris	Corpus Christi Challenge MVP & All-Tournament Team
Justin Anderson	Corpus Christi Challenge All-Tournament Team
Anthony Gill	Corpus Christi Challenge All-Tournament Team
USA Basketball U19 Team (Tony Bennett/Mike Tobey)	2013 USA Basketball Team of the Year (Jan. 16)
Joe Harris	Preseason All-ACC
Malcolm Brogdon	College Sports Madness ACC Player of the Week (Feb. 3)
Joe Harris	NABC Allstate Good Works Team (Feb. 11)
Virginia Student Section ('Hoo Crew)	Naismith Student Section of the Year (March 1)
Malcolm Brogdon	Co-ACC Player of the Week (March 3)
Malcolm Brogdon	CBSSports.com National Player of the Week (March 3)
Malcolm Brogdon	College Sports Madness ACC Player of the Week (March 3)
Tony Bennett	ACC Coach of the Year (CollegeHoopsDaily.com)
Malcolm Brogdon	All-ACC First Team (Coaches)
Malcolm Brogdon	All-ACC Second Team (ACSMA)
Joe Harris	All-ACC Second Team (Coaches)
Joe Harris	All-ACC Third Team (ACSMA)
Akil Mitchell	All-ACC Defensive Team (ACSMA & Coaches)
Akil Mitchell	All-ACC Honorable Mention (ACSMA)
London Perrantes	All-ACC Freshmen Team (ACSMA & Coaches)
Justin Anderson	Sixth Man of the Year (ACSMA)
Tony Bennett	ACC Coach of the Year (ACSMA & Coaches)
Tony Bennett	USBWA District 3 Coach of the Year
Malcolm Brogdon	USBWA All-District 3 Team
Joe Harris	USBWA All-District 3 Team
Tony Bennett	NABC District 2 Coach of the Year
Malcolm Brogdon	NABC District 2 Second Team
Joe Harris	NABC District 2 Second Team
Tony Bennett	CollegeSportsMadness.com ACC Coach of the Year
Malcolm Brogdon	CollegeSportsMadness.com All-ACC Second Team
Joe Harris	CollegeSportsMadness.com All-ACC Third Team
Tony Bennett	CollegeSportsMadness.com National Coach of the Year
Malcolm Brogdon	ACC Tournament Most Outstanding Player & ACC All-Tournament First Team
Anthony Gill	ACC All-Tournament Second Team
Akil Mitchell	ACC All-Tournament Second Team
Tony Bennett	Richmond Times-Dispatch Coach of the Year
Malcolm Brogdon	Richmond Times-Dispatch Player of the Year
Tony Bennett	Basketball Times Mid-Atlantic Coach of the Year
Malcolm Brogdon	Basketball Times All-Mid Atlantic Team

VIRGINIA'S 2013-14 GAME-BY-GAME STARTERS

OPPONENT	1	2	3	4	5	RECORD
JMU	Brogdon	Harris	Anderson	Mitchell	Gill	1-0
VCU	Brogdon	Harris	Anderson	Mitchell	Gill	1-1
vs. Davidson	Perrantes	Brogdon	Harris	Mitchell	Gill	1-0
Navy	Perrantes	Brogdon	Harris	Mitchell	Tobey	1-0
Liberty	Perrantes	Brogdon	Harris	Mitchell	Tobey	2-0
Hampton	Perrantes	Brogdon	Harris	Mitchell	Tobey	3-0
vs. SMU	Perrantes	Brogdon	Harris	Mitchell	Tobey	4-0
vs. Missouri State	Perrantes	Brogdon	Harris	Mitchell	Gill	2-0
Wisconsin	Perrantes	Brogdon	Harris	Mitchell	Gill	2-1
at Green Bay	Perrantes	Brogdon	Harris	Mitchell	Gill	2-2
Northern Iowa	Brogdon	Harris	Anderson	Mitchell	Atkins	1-0
Norfolk State	Perrantes	Brogdon	Harris	Anderson	Atkins	1-0
at Tennessee	Brogdon	Harris	Anderson	Mitchell	Atkins	1-1
at Florida State	Perrantes	Brogdon	Harris	Mitchell	Tobey	5-0
Wake Forest	Perrantes	Brogdon	Harris	Mitchell	Tobey	6-0
at NC State	Perrantes	Brogdon	Harris	Mitchell	Tobey	7-0
at Duke	Perrantes	Brogdon	Harris	Mitchell	Tobey	7-1
Florida State	Perrantes	Brogdon	Harris	Mitchell	Tobey	8-1
North Carolina	Perrantes	Brogdon	Harris	Mitchell	Tobey	9-1
Virginia Tech	Perrantes	Brogdon	Harris	Mitchell	Tobey	10-1
at Notre Dame	Perrantes	Brogdon	Harris	Mitchell	Tobey	11-1
at Pitt	Perrantes	Brogdon	Harris	Mitchell	Tobey	12-1
Boston College	Perrantes	Brogdon	Harris	Mitchell	Tobey	13-1
at Georgia Tech	Perrantes	Brogdon	Harris	Mitchell	Tobey	14-1
Maryland	Perrantes	Brogdon	Harris	Mitchell	Tobey	15-1
at Clemson	Perrantes	Brogdon	Harris	Mitchell	Tobey	16-1
at Virginia Tech	Perrantes	Brogdon	Harris	Mitchell	Tobey	17-1
Notre Dame	Perrantes	Brogdon	Harris	Mitchell	Tobey	18-1
Miami	Perrantes	Brogdon	Harris	Mitchell	Tobey	19-1
Syracuse	Perrantes	Brogdon	Harris	Mitchell	Tobey	20-1
at Maryland	Perrantes	Brogdon	Harris	Mitchell	Tobey	20-2
vs. Florida State	Perrantes	Brogdon	Harris	Mitchell	Tobey	21-2
vs. Pitt	Perrantes	Brogdon	Harris	Mitchell	Tobey	22-2
vs. Duke	Perrantes	Brogdon	Harris	Mitchell	Tobey	23-2
vs. Coastal Carolina	Perrantes	Brogdon	Harris	Mitchell	Tobey	24-2
vs. Memphis	Perrantes	Brogdon	Harris	Mitchell	Tobey	25-2
vs. Michigan State	Perrantes	Brogdon	Harris	Mitchell	Tobey	25-3

THE LAST TIME

VIRGINIA INDIVIDUALS

- **Scored 30 points:** Joe Harris (36) vs. Duke (2/28/13)
- **Scored 40 points:** Sean Singletary (41) at Miami (3/1/08)
- **Two players with 20 points:** Joe Harris (20) and Akil Mitchell (20) vs. Green Bay (12/1/12)
- **Three players with 20 points:** Chris Williams (27), Roger Mason, Jr. (22) and Donald Hand (20) vs. Duke (1/5/00)
- **Four players with 20 points:** Chris Williams (23), Donald Hand (22), Adam Hall (21), and Travis Watson (20) vs. Georgetown (3/15/00)
- **A player with back-to-back 25-point games:** Joe Harris, 26 vs. Virginia Tech (2/12/13), 27 at North Carolina (2/16/13)
- **One player scored in double figures:** Joe Harris (16) at Miami (2/19/13)
- **No players scored in double figures:** vs. Wisconsin (12/4/13)
- **Five players scored in double figures:** Joe Harris (16), Anthony Gill (13), Mike Tobey (11), Justin Anderson (10), & Malcolm Brogdon (10) vs. Memphis (3/23/14)
- **Six players scored in double figures:** Sean Singletary (27), Adrian Joseph (13), Jamil Tucker (13), Mamadi Diane (12), Calvin Baker (11), Laurynas Mikalauskas (11), vs. Maryland (3/9/08)
- **Seven players scored in double figures:** Cornel Parker (20), Junior Burrough (15), Ted Jeffries (14), Cory Alexander (13), Jason Williford (12), Yuri Barnes (11) and Doug Smith (11) vs. Clemson (1/13/93)
- **Had 15 rebounds:** Akil Mitchell (15) vs. Duke (3/16/14)
- **Had 20 rebounds:** Travis Watson (20) vs. Wofford (1/2/03)
- **Had 25 rebounds:** Bob Mortell (25) vs. Washington & Lee (2/27/60)
- **Two players with 10 rebounds:** Akil Mitchell (12) and Mike Scott (10) vs. NC State (3/9/11)
- **Three players with 10 rebounds:** Yuri Barnes (13), Jason Williford (12) and Junior Burrough (11) vs. Rice (12/4/93)
- **Double-Double:** Malcolm Brogdon (14 pts, 11 rebs) at Georgia Tech (2/8/14)
- **Two players had a double-double:** Mike Scott (23 pts, 10 rebs) and Akil Mitchell (10 pts, 12 rebs) vs. NC State (3/9/12)
- **Three players had a double-double:** Jason Williford (10 pts, 15 rebs), Ted Jeffries (23 pts, 10 rebs), and Cornel Parker (11 pts, 11 rebs) at William & Mary (1/25/93)
- **Double-Double with points and assists:** Sean Singletary (22 pts, 10 assts) vs. Old Dominion (3/24/08)
- **Triple-Double:** Ralph Sampson (15 pts, 22 rebs, 10 blks) vs. Old Dominion (12/29/79)
- **Four Double-Doubles in a row:** Mike Scott [5 in a row] (27 pts, 15 rebs) vs. Oklahoma (11/23/10), (16 pts, 10 rebs) vs. Wichita State (11/24/10), (17 pts, 12 rebs) at Minnesota (11/29/10), (21 pts, 13 rebs) at Virginia Tech (12/5/10), (10 pts, 13 rebs) vs. Radford (12/7/10)
- **20 points and 20 rebounds:** Travis Watson (21 pts, 20 rebs) vs. Wofford (1/2/03)
- **10 assists:** Jontel Evans (10) vs. Howard (1/4/11)
- **5 Blocked Shots:** Darion Atkins (5) vs. No. Iowa (12/21/13)
- **5 Steals:** Joe Harris (5) vs. Boston College (2/5/14)
- **Led UVa in points, rebounds and assists:** Malcolm Brogdon (14 pts, 11 rebs, 3 assts) at Georgia Tech (2/8/14)
- **Hit a last second shot to win a game:** Malcolm Brogdon at Pittsburgh (2/2/14) [3-pointer with 0.9 seconds]
- **Played every minute:** Sylvan Landesberg (45) vs. Clemson (2/15/09)
- **Played more than 40 minutes:** Mike Scott (44), Sammy Zeglinski (44), Jontel Evans (42) at Maryland (3/4/12)

VIRGINIA TEAM

- **Won in Overtime:** vs. Maryland, 61-58 (3/10/13)
- **Lost in Overtime:** at Maryland, 75-69 (3/9/14)
- **Played Two Overtimes:** vs. Maryland, L 92-89 (2/19/05)
- **Played Three Overtimes:** vs. Georgetown, L 115-111 (3/15/00)
- **Shot 70 percent for a half:** 76.2% (16-21) vs. Notre Dame - 2nd Half (2/22/14)
- **Shot 60 percent in a game:** 63.6% (28-44) vs. Notre Dame (2/22/14)
- **Shot less than 30 percent in a game:** 23.4% (11-47) vs. Wisconsin (12/4/13)
- **Shot 90 percent from the free throw line:** 100% (11-11) vs. Lamar (11/19/12)
- **Shot 70 percent from 3-point line:** 71.4% (10-14) vs. SMU (11/29/13)
- **Shot 50 percent from 3-point line:** 50.0% (8-16) vs. Syracuse (3/1/14)
- **Shot less than 30 percent in a half:** 29.6% (8-27) in 1st Half vs. Northern Iowa (12/21/13)
- **Shot less than 20 percent in a half:** 15% (3-20) in 2nd Half vs. Wisconsin (12/4/13)
- **Shot 55 percent or better and lost:** 58.5% (31-53) at North Carolina (2/16/13)
- **Attempted 50 FTs:** 52 (made 34) vs. Howard (12/12/94)
- **Made 30 FTs:** 31 (36 att.) vs. Tennessee (3/18/07)
- **Made 10 3-pt FGs:** 10 vs. SMU (11/29/13)
- **Failed to make a 3-pt FG:** vs. Drake (11/21/11)
- **Had 50 rebounds:** 50 vs. North Carolina (1/15/09)
- **Had 25 assists:** 27 vs. Howard (11/21/01)
- **Had 15 steals:** 16 vs. NC State (2/24/08)
- **Had 10 blocks:** 10 at Virginia Tech (1/10/09)
- **Scored 50 pts in a half:** 51 vs. Mo. State, 2nd half (11/30/13)
- **Scored 60 pts in a half:** 60 vs. Gonzaga, 1st half (1/3/07)
- **Scored 70 pts in a half:** 70 vs. Coastal Carolina, 2nd half (11/20/00)
- **Scored 100 pts (ACC):** 103 vs. Maryland (1/16/07)
- **Scored 100 pts (non-conf):** 107 vs. VMI (11/16/08)
- **Scored under 20 pts in 1st half:** 15 vs. Delaware (11/13/12)
- **Scored under 20 pts in 2nd half:** 18 vs. Wisconsin (12/4/13)
- **Scored under 50 pts in a game:** 48 at Pittsburgh (2/2/14)
- **Defeated top-5 opponent:** 75-56 vs. #4 Syracuse (3/1/14)
- **Defeated top-5 opponent on the road:** 77-69 at #3 Duke (1/17/93)
- **Defeated top-ranked opponent:** 86-73 vs. #1 North Carolina (1/30/86)

OPPONENT INDIVIDUALS

- **Scored 30 points:** Erick Green (35), Virginia Tech (1/24/13)
- **Scored 35 points:** Erick Green (35), Virginia Tech (1/24/13)
- **Scored 40 points:** J.J. Redick (40), Duke (1/28/06)
- **Scored 50 points:** Len Chappell (50), Wake (2/12/62)
- **Two players with 20 points:** Greg Mays (24) and Keifer Sykes (21) at Green Bay (12/7/13)
- **Three players with 20 points:** Jordan McRae (21), Jarnell Stokes (20), Josh Richardson (20), Tennessee (12/30/13)
- **Two players with 30 points:** Trevor Powell (31) and Tony Smith (31), Marquette (2/3/90)
- **No players scored in double figures:** Florida State (1/19/13)
- **Five players scored in double figures:** Isaiah Thomas (18), C.J. Wilcox (17), Abdul Gaddy (12), Terrence Ross (12), Justin Holiday (11), Washington (11/22/10)
- **Six players scored in double figures:** C.J. Harris (15), Ari Stewart (12), Travis McKie (12), J.T. Terrell (11), Ty Walker (11), Gary Clark (10), at Wake Forest (1/29/11)
- **Seven players scored in double figures:** Stanley Burrell (15), Drew Lavender (13), C.J. Anderson (12), B.J. Raymond (12), Josh Duncan (11), Charles Bronson (11), and Jason Love (10), at Xavier (1/3/08)
- **Double-Double:** Branden Dawson (24 pts, 10 rebs), Michigan State (3/28/14)
- **Double-Double with points and assists:** Keifer Sykes (21 pts, 10 assts), Green Bay (12/7/13)
- **Two players had a double-double:** C.J. Leslie (20 pts, 14 rebs) & Richard Howell (12 pts, 11 rebs), NC State (1/29/13)
- **Had 15 rebounds:** Amile Jefferson (15), Duke (1/13/14)
- **Had 20 rebounds:** Tim Duncan (23), Wake (2/22/97)
- **Had 10 assists:** Keifer Sykes (10), at Green Bay (12/7/13)
- **5 Blocked Shots:** Daniel Miller (6), at Georgia Tech (2/8/14)
- **5 Steals:** Jordan Fouse (8), Green Bay (12/7/13)
- **Hit a last second shot to win a game:** Treveon Graham of VCU (11/12/13), 3-pointer with 1.4 seconds left in regulation

OPPONENT TEAM

- **Shot less than 30 percent in a game:** 26.1% (12-46), Miami (2/26/14)
- **Shot less than 30 percent in a game (ACC):** 26.1% (12-46), Miami (2/26/14)
- **Shot 60 percent in a game:** 63.8% (37-58), at Xavier (1/3/08)
- **Shot 55 percent or better and lost:** 55.3% (26-47), Cleveland State (11/25/09)
- **Scored 100 pts:** 106, Washington (11/22/10)
- **Scored 90 pts in an ACC game:** 93, North Carolina (2/16/13)
- **Scored 60 pts in a half:** 60, at Miami, 2nd half (3/1/08)
- **Scored 50 pts in a half:** 53, at North Carolina, 2nd half (2/16/13)
- **Scored under 20 pts in 1st half:** 17, Virginia Tech (1/25/14)
- **Scored under 20 pts in 2nd half:** 19, Notre Dame (2/22/14)
- **Scored under 50 pts in a game:** 48, Pittsburgh (3/15/14)
- **Had 25 assists:** 27, at Xavier (1/3/08)
- **Had 15 steals:** 15, VMI (11/16/08)
- **Had 10 blocks:** 10 at Maryland (3/5/11)
- **Failed to make a 3-pt FG:** Miami (2/26/14)

2013-14 VIRGINIA MISCELLANEOUS STATISTICS

Largest halftime lead: 23 at NC State (48-25)
 Largest halftime deficit: 22 at Tennessee (48-26)
 Largest halftime deficit overcome in a victory: 7 at Virginia Tech (28-21)
 Largest halftime lead surrendered in a loss: 2 vs. VCU (26-24)
 Largest deficit overcome in a win: 11 at VT (trailed 40-29 @14:19 2nd half)

Largest lead surrendered in a loss: 7 vs. VCU (led 51-44 @ 7:00 2nd half)
 Largest deficit at any time: 37 at Tennessee (trailed 48-85 @ 2:23 2nd half)
 Largest lead at any time: 36 vs. Hampton (led 64-28 @ 5:33 2nd Half)
 Most consecutive points scored: 25 vs. Notre Dame (43-43 to 68-43)
 Most consecutive points allowed: 12 at Green Bay and vs. Boston College

JOHN PAUL JONES ARENA RECORDS

VIRGINIA PLAYERS

Points:	40, J.R. Reynolds vs. Wake Forest, 1/21/07
Most 1st Half Points:	23, Sean Singletary vs. Virginia Tech, 1/16/08
Most 2nd Half Points:	26, Sylven Landesberg vs. Boston College, 2/4/09
Rebounds:	18, Mike Scott vs. VMI, 11/16/08
Field Goals:	13, Sylven Landesberg vs. Boston College, 2/4/09
Field Goal Attempts:	23, Sylven Landesberg vs. Boston College, 2/4/09
Field Goal Pct.:	1.000 (9-9), Mike Scott vs. Wake Forest, 2/8/12
3-Point Field Goals:	8, Mustapha Farrakhan vs. Howard, 1/4/11
3-Point FG Attempts:	12, Sean Singletary vs. Gonzaga, 1/3/07
	12, Sean Singletary vs. Georgia Tech, 2/24/07
3-Point FG Pct.:	1.000 (4-4), Joe Harris vs. Hampton (11/26/13)
	1.000 (4-4), London Perrantes vs. Miami (2/26/14)
Free Throws Made:	14, Sean Singletary vs. Hampton, 12/16/06
	14, Sylven Landesberg vs. Florida State, 1/24/09
Free Throw Attempts:	16, Sean Singletary vs. Hampton, 12/16/06
FT Pct.:	1.000 (14-14), Sylven Landesberg vs. Florida State, 1/24/09
Assists:	10, three times by Sean Singletary last vs. Old Dominion, 3/24/08
	10, Jontel Evans vs. Howard, 1/4/11
Steals:	7, Sean Singletary vs. NC State, 2/24/08
Blocks:	5, 4x, last by Darion Atkins vs. Northern Iowa, 12/21/13

VIRGINIA TEAM

Most Points:	108 vs. Gonzaga, 1/3/07
Fewest Points:	38 vs. Wisconsin, 12/4/13
Most 1st Half:	60 vs. Gonzaga, 1/3/07
Fewest 1st Half:	15, vs. Iowa State, 12/30/10
Most 2nd Half:	57 vs. Arizona, 11/12/06
Fewest 2nd Half:	15 vs. Duke, 2/16/11
Rebounds:	54 vs. UMES, 11/26/06
Field Goals:	43 vs. VMI, 11/16/08
Field Goal Attempts:	82 vs. UNC, 1/15/09
Field Goal Pct.:	.667 (32-48) vs. Howard, 1/4/11
3-Pt. FG:	18 vs. Gonzaga, 1/3/07
3-Pt. FG Attempts:	36 vs. Georgia Tech, 1/27/08
3-Point FG Pct.:	.727 (8-11) vs. North Texas, 11/20/12
Free Throws:	39 vs. Maryland, 1/16/07
FT Attempted:	49 vs. Maryland, 1/16/07
Free Throw Pct.:	1.000 (19-19) vs. Winthrop, 11/15/11
Assists:	24 vs. Howard, 11/14/07
	24 vs. VMI, 11/16/08
Steals:	16 vs. NC State, 2/24/08
Blocks:	12 vs. Longwood, 2/13/07
Most Turnovers:	21 vs. Longwood, 12/7/07
	21 vs. Hampton, 12/19/07
Fewest Turnovers:	4 vs. North Carolina, 2/25/12

OPPONENT PLAYERS

Points:	32, 3x last by DeWayne Jackson, Morgan State, 12/19/12
Most 1st Half Points:	19, DeWayne Jackson, Morgan State, 12/19/12
Most 2nd Half Points:	28, Talor Battle, Penn State, 11/30/09
Rebounds:	16, 2x last by Jamelle Hagins, Delaware, 11/13/12
Field Goals:	13, Elijah Millsap, UAB, 12/30/09
Field Goal Attempts:	24, Malcolm Delaney, Virginia Tech, 1/28/10
Field Goal Pct.:	.875 (7-8), Ahmed Grant, UNC Wilmington, (1/18/10)
3-Point Field Goals:	8, K.C. Rivers, Clemson, 2/7/08
3-Pt. FG Attempts:	15, Malcolm Delaney, Virginia Tech, 2/19/11
3-Pt. FG Pct.:	1.000 (5-5), Tony Dukes, USC Upstate, 11/15/10
Free Throws Made:	15, Tyler Hansbrough, North Carolina, 1/15/09
FT Attempted:	17, Tyler Hansbrough, North Carolina, 1/15/09
FT Pct.:	1.000 (8-8), Tyrese Rice, Boston College, 2/4/09
	1.000 (8-8), Sean Mosley, Maryland, 3/6/10
	1.000 (7-7), Roy Devyn Marble, Iowa, 3/27/13
Assists:	11, Cliff Hammonds, Clemson, 2/7/08
Steals:	5, Jon Scheyer, Duke, 2/28/10
Blocks:	6, Eric Hall, Radford, 11/21/08

OPPONENT TEAM

Most Points:	97, VMI, 11/16/08
Fewest Points:	36, Florida State, 1/19/13
Most 1st Half:	50, North Carolina, 1/15/09
Fewest 1st Half:	10, Clemson, 2/7/13
Most 2nd Half:	61, Gonzaga, 1/3/07
Fewest 2nd Half:	13, Maryland, 2/18/12
Rebounds:	48, North Carolina, 2/25/12
Field Goals:	37, VMI, 11/16/08
Field Goal Attempts:	79, VMI, 11/16/08
Field Goal Pct.:	.566 (30-53) Liberty, 11/25/08
3-Pt. FG:	16, Clemson, 2/7/08
3-Pt. FG Attempts:	39, Hartford, 12/30/07
3-Point FG Pct.:	.615 (16-26) Clemson, (2/7/08)
Free Throws:	26, Boston College, 2/4/09
FT Attempted:	31, Boston College, 2/4/09
Free Throw Pct.:	1.000 (15-15) Iowa, 3/27/13
Assists:	22, Clemson, 2/7/08
Steals:	15, VMI, 11/16/08
Blocks:	10, Radford, 11/21/08
	10, North Carolina, 1/15/09
Most Turnovers:	25, NC State, 2/24/08
Fewest Turnovers:	4, Clemson, 1/31/12

RECORD AT JOHN PAUL JONES ARENA

2006-07 to present	143 games - 108-35 (.755)
--------------------	---------------------------

LONGEST WINNING STREAK

19 games from 11/17/12 vs. Seattle through 3/24/13 vs. St. John's

LONGEST ACC WINNING STREAK

18 games from 1/6/13 vs. North Carolina through 3/1/14 vs. Syracuse (current)

LONGEST LOSING STREAK

4 games from 2/6/10 vs. Wake Forest through 3/6/10 vs. Maryland

MISCELLANEOUS

Biggest Comeback:	19 points vs. Arizona, 11/12/06
Biggest Lead Given up in a Loss:	14 points vs. Bradley, 3/26/08
Largest Lead:	45 points vs. Northwestern, 11/27/07
Biggest Deficit:	38 points vs. Clemson, 2/7/08
Largest Margin of Victory:	42 points vs. Northwestern, 11/27/07
Largest Margin of Defeat:	31 points vs. Clemson, 2/7/08
Overtime Games (Record):	7 (3-4)

Last: 61-58 win vs. Maryland, 3/10/13

NCAA TOURNAMENT HISTORY

Date	UVa Seed	Region (Site) - Round	Opponent (Seed)	Score
3/13/76	--	East (Charlotte, N.C.) - 1st Round	DePaul (--)	L 69-60
3/13/81	1	East (Charlotte, N.C.) - 2nd Round	Villanova (9)	W 54-50
3/19/81		East (Atlanta, Ga.) - Regional Semifinal	Tennessee (4)	W 62-48
3/21/81		East (Atlanta, Ga.) - Regional Final	Brigham Young (6)	W 74-60
3/28/81		Final Four (Philadelphia, Pa.) - National Semifinal	North Carolina (2-West)	L 78-65
3/30/81		Final Four (Philadelphia, Pa.) - Third Place Game	LSU (1-Midwest)	W 78-74
3/14/82	1	Midwest (Indianapolis, Ind.) - 2nd Round	Tennessee (9)	W 54-51
3/18/82		Midwest (Birmingham, Ala.) - Regional Semifinal	UAB (4)	L 68-66
3/19/83	1	West (Boise, Idaho) - 2nd Round	Washington State (8)	W 54-49
3/24/83		West (Ogden, Utah) - Regional Semifinal	Boston College (4)	W 95-92
3/26/83		West (Ogden, Utah) - Regional Final	NC State (6)	L 63-62
3/16/84	7	East (East Rutherford, N.J.) - 1st Round	Iona (10)	W 58-57
3/18/84		East (East Rutherford, N.J.) - 2nd Round	Arkansas (2)	W 53-51 (ot)
3/22/84		East (Atlanta, Ga.) - Regional Semifinal	Syracuse (3)	W 63-55
3/24/84		East (Atlanta, Ga.) - Regional Final	Indiana (4)	W 50-48
3/31/84		Final Four (Seattle, Wash.) - National Semifinal	Houston (2-Midwest)	L 49-47 (ot)
3/13/86	5	East (Greensboro, N.C.) - 1st Round	DePaul (12)	L 72-68
3/12/87	5	West (Salt Lake City, Utah) - 1st Round	Wyoming (12)	L 64-60
3/16/89	5	Southeast (Nashville, Tenn.) - 1st Round	Providence (12)	W 100-97
3/18/89		Southeast (Nashville, Tenn.) - 2nd Round	Middle Tennessee (13)	W 104-88
3/23/89		Southeast (Lexington, Ky.) - Regional Semifinal	Oklahoma (1)	W 86-80
3/25/89		Southeast (Lexington, Ky.) - Regional Final	Michigan (3)	L 102-65
3/16/90	7	Southeast (Richmond, Va.) - 1st Round	Notre Dame (10)	W 75-67
3/18/90		Southeast (Richmond, Va.) - 2nd Round	Syracuse (2)	L 63-61
3/14/91	7	West (Salt Lake City, Utah) - 1st Round	Brigham Young (10)	L 61-48
3/19/93	6	East (Syracuse, N.Y.) - 1st Round	Manhattan (11)	W 78-66
3/21/93		East (Syracuse, N.Y.) - 2nd Round	Massachusetts (3)	W 71-56
3/26/93		East (East Rutherford, N.J.) - Regional Semifinal	Cincinnati (2)	L 71-54
3/18/94	7	West (Sacramento, Calif.) - 1st Round	New Mexico (10)	W 57-54
3/20/94		West (Sacramento, Calif.) - 2nd Round	Arizona (2)	L 71-58
3/16/95	4	Midwest (Dayton, Ohio) - 1st Round	Nicholls State (13)	W 96-72
3/18/95		Midwest (Dayton, Ohio) - 2nd Round	Miami (Ohio) (12)	W 60-54 (ot)
3/24/95		Midwest (Kansas City, Mo.) - Regional Semifinal	Kansas (1)	W 67-58
3/26/95		Midwest (Kansas City, Mo.) - Regional Final	Arkansas (2)	L 68-61
3/13/97	9	West (Salt Lake City, Utah) - 1st Round	Iowa (8)	L 73-60
3/16/01	5	South (Memphis, Tenn.) - 1st Round	Gonzaga (12)	L 86-85
3/16/07	4	South (Columbus, Ohio) - 1st Round	Albany (13)	W 84-57
3/18/07		South (Columbus, Ohio) - 2nd Round	Tennessee (5)	L 77-74
3/16/12	10	West (Omaha, Neb.) - 2nd Round	Florida (7)	L 71-45
3/21/14	1	East (Raleigh, N.C.) - 2nd Round	Coastal Carolina (16)	W 70-59
3/23/14		East (Raleigh, N.C.) - 3rd Round	Memphis (8)	W 78-60
3/28/14		East (New York, N.Y.) - Regional Semifinal	Michigan State (4)	L 61-59

Totals - 24-18



Justin ANDERSON

1

G • 6-6 • 227 • Sophomore • Montross, Va. • Montrose Christian (Md.)

SOPHOMORE SEASON (2013-14)

- Played in 37 games, including five starts
- Averaged 7.8 points and 3.2 rebounds in 21.5 minutes per game
- Shot 40.7 percent from the field, 29.4 percent from 3-point range and 71.6 percent from the free-throw line
- Named ACC Sixth Man of the Year by the Atlantic Coast Sports Media Association (ACSMA)
- Earned Corpus Christi Challenge All-Tournament honors after averaging 12 points in wins against Liberty (11/23/13), Hampton (11/26/13), SMU (11/29/13) and Missouri State (11/30/13)
- Had 12 points and eight rebounds vs. Davidson (11/16/13)
- Led Virginia in scoring in five games, including a season-high 23 points against Missouri State (11/30/13)
- Tallied 14 points and eight rebounds vs. Norfolk State (12/23/13)
- Reached double figures in scoring in 15 games, including six consecutive games from Dec. 7-Jan. 8
- Registered 16 points and four assists at Florida State (1/4/14)
- Scored 12 points at Duke (1/13/14)
- Scored 13 points vs. North Carolina (1/20/14)
- Blocked James Robinson's tying 3-point attempt in the final seconds of the ACC semifinal victory over Pitt (3/15/14)
- Lettered

CAREER/SEASON HIGHS

	CAREER HIGH	SEASON HIGH
Points	24 vs. Iowa (3/27/13)	23 vs. Missouri State (11/30/2013)
FGs	10 vs. Missouri State (11/30/2013)	10 vs. Missouri State (11/30/2013)
3FGs	5 vs. Iowa (3/27/13)	3, 3x- last vs. Syracuse (3/1/14)
FTs	9 vs. St. John's (3/24/13)	7 vs. UNC (1/20/14)
Rebounds	9, 2x - last at Maryland (2/10/13)	8, 3x- last vs. Norfolk St. (12/23/13)
Assists	6 at Virginia Tech (1/24/13)	4, 5x- last vs. Memphis (3/23/14)
Turnovers	4, 2x - last vs. Iowa (3/27/13)	3, 5x- last at Georgia Tech (2/9/14)
Blocks	5, 2x - last vs. Iowa (3/27/13)	3, 2x- last vs. Virginia Tech (1/25/14)
Steals	3, 4x - last vs. Iowa (3/27/13)	2 vs. Hampton (11/26/13)
Minutes	37 vs. Maryland (3/10/13)	35 vs. Northern Iowa (12/4/13)

2013-14 GAME-BY-GAME

Opponent	GP-GS	FG-FGA	3FG-3FGA	FT-FTA	Off-Def	Total	A	TO	Blk	Stl	PF	Min	Pts
James Madison	1-1	2-6	0-4	1-3	0-3	3	1	3	0	1	1	19	5
VCU	2-2	1-6	0-1	1-2	2-1	3	1	2	1	0	3	21	3
vs. Davidson	3-2	3-5	2-3	4-4	0-8	8	1	1	0	0	2	24	12
Navy	4-2	0-2	0-1	0-0	1-7	8	1	1	1	0	1	23	0
Liberty	5-2	3-8	2-5	1-2	3-2	5	4	1	0	1	0	17	9
Hampton	6-2	4-6	2-3	2-4	1-3	4	1	1	3	2	0	21	12
vs. SMU	7-2	1-4	0-1	2-2	1-0	1	1	1	0	1	1	19	4
vs. Missouri State	8-2	10-13	3-6	0-0	1-1	2	2	1	0	1	1	23	23
Wisconsin	9-2	0-4	0-2	2-2	0-7	7	4	1	2	0	3	28	2
at Green Bay	10-2	3-8	1-2	3-4	0-2	2	3	2	1	0	3	25	10
Northern Iowa	11-3	5-12	3-9	3-5	0-4	4	3	1	2	0	1	35	16
Norfolk State	12-4	4-9	1-3	5-6	1-7	8	3	3	0	0	3	28	14
at Tennessee	13-5	4-11	0-3	3-5	0-2	2	2	2	2	0	2	24	11
at Florida State	14-5	5-14	1-4	5-7	2-3	5	4	2	0	0	3	33	16
Wake Forest	15-5	2-5	1-4	6-6	0-2	2	0	0	0	1	0	17	11
at NC State	16-5	2-6	0-2	1-2	1-5	6	2	2	1	0	3	18	5
at Duke	17-5	4-10	2-3	2-3	1-2	3	1	1	0	1	2	26	12
Florida State	18-5	4-7	2-3	0-0	0-0	0	1	3	1	0	3	21	10
North Carolina	19-5	3-8	0-3	7-10	1-1	2	0	0	0	0	0	21	13
Virginia Tech	20-5	2-5	0-2	1-2	0-4	4	1	2	3	0	2	18	5
at Notre Dame	21-5	3-6	0-2	3-4	0-0	0	1	3	1	1	1	20	9
at Pittsburgh	22-5	2-4	0-1	0-1	1-1	1	1	3	0	0	3	22	4
Boston College	23-5	5-9	0-2	3-5	1-3	4	4	2	2	2	5	24	13
at Georgia Tech	24-5	3-7	1-2	1-2	2-1	3	0	3	1	0	1	22	8
Maryland	25-5	1-7	0-3	2-2	0-3	3	2	0	2	0	0	18	4
at Clemson	26-5	1-4	0-1	1-2	0-0	0	0	1	0	0	2	14	3
at Virginia Tech	27-5	3-9	2-6	1-1	2-3	5	0	0	0	1	1	20	9
Notre Dame	28-5	3-3	1-1	0-0	0-2	2	1	1	1	0	1	24	7
Miami	29-5	1-5	1-4	2-2	0-4	4	0	1	1	1	1	17	5
Syracuse	30-5	3-5	3-4	2-2	0-2	2	2	1	0	0	0	22	11
at Maryland	31-5	2-6	1-3	0-0	1-2	3	1	0	1	1	1	24	5
vs. Florida State	32-5	1-5	0-3	2-2	1-0	1	3	1	0	0	2	19	4
vs. Pittsburgh	33-5	1-2	0-0	0-0	1-1	2	0	1	1	0	1	18	2
vs. Duke	34-5	0-1	0-0	0-0	1-1	2	2	2	0	0	1	15	0
vs. Coastal Carolina	35-5	0-2	0-1	0-0	0-2	2	1	1	0	1	0	14	0
vs. Memphis	36-5	4-8	0-1	2-3	2-2	4	4	2	2	0	1	21	10
vs. Michigan State	37-5	1-4	1-4	0-0	0-3	3	0	0	1	0	3	21	3

ANDERSON'S CAREER STATISTICS

Year	G-GS	Min-Avg.	FG-FGA	Pct.	3FG-3FGA	Pct.	FT-FTA	Pct.	Off-Def.	Reb-Avg.	PF-DQ	Ast	TO	Blk	Stl	Pts-Avg
2012-13	35-17	841-24.0	89-212	.420	20-66	.303	68-89	.764	32-84	116-3.3	49-0	81	43	42	30	266-7.6
ACC	18-10	453-25.2	48-110	.436	9-29	.310	26-34	.765	16-46	62-3.4	29-0	41	20	21	13	131-7.3
2013-14	37-5	796-21.5	96-236	.407	30-102	.294	68-95	.716	26-94	120-3.2	58-1	54	51	28	13	290-7.8
ACC	18-0	381-21.2	49-120	.408	15-50	.300	37-51	.725	11-38	49-2.7	29-1	21	25	12	6	150-8.3
CAREER	72-22	1637-22.7	185-448	.413	50-168	.298	136-184	.739	58-178	236-3.3	107-1	135	94	70	43	556-7.7
ACC	36-10	834-23.2	97-230	.422	24-79	.304	63-85	.741	27-84	111-3.1	58-1	62	45	33	19	281-7.8



Teven JONES

5

G • 6-0 • 182 • Sophomore • Kannapolis, N.C. • Fishburne Military School

SOPHOMORE SEASON (2013-14)

- Played in 29 games
- Averaged 0.5 points and 0.2 rebounds and 0.2 assists in 4.3 minutes per game
- Shot 16.7 percent from the field and 37.5 percent from the free-throw line
- Scored four points vs. Norfolk State (12/23/13)
- Tallied two assists and one steal vs. Wake Forest (1/8/14)
- Scored two points and had one steal vs. Virginia Tech (1/25/14)
- Announced his transfer to another school on April 7, 2014
- Lettered

CAREER/SEASON HIGHS


	CAREER HIGH	SEASON HIGH
Points	13 vs. North Texas (11/20/12)	4 vs. Norfolk State (12/23/13)
FGs	3 vs. North Texas (11/20/12)	1, 4x- last vs. Virginia Tech (1/25/14)
3FGs	2, 3x - last vs. Norfolk State (3/19/13)	-
FTs	6 vs. North Texas (11/20/12)	2 vs. Norfolk St. (12/23/13)
Rebounds	4 vs. Old Dominion (12/22/12)	1, 3x- last Norfolk St. (12/23/13)
Assists	4 vs. North Texas (11/20/12)	2 vs. Wake Forest (1/8/14)
Turnovers	4 at Wisconsin (11/28/12)	1 vs. VCU (11/12/13)
Blocks	1, 2x- last at Wisconsin (11/28/12)	-
Steals	3 vs. Morgan State (12/19/12)	1, 4x- last vs. Virginia Tech (1/25/14)
Minutes	31 vs. North Texas (11/20/12)	11 vs. Norfolk St. (12/23/13)

2013-14 GAME-BY-GAME

Opponent	GP-GS	FG-FGA	3FG-3FGA	FT-FTA	Off-Def	Total	A	TO	Blk	Stl	PF	Min	Pts
James Madison	1-0	0-2	0-1	0-0	0-0	0 0	0	0	0	0	2	6	0
VCU	2-0	0-1	0-0	1-2	0-0	0 1	1	1	0	0	1	9	1
vs. Davidson	3-0	0-0	0-0	0-0	0-0	0 0	0	0	0	0	0	4	0
Navy	4-0	0-1	0-1	0-0	0-1	1 0	0	0	0	0	0	6	0
Liberty	5-0	0-0	0-0	0-0	0-0	0 0	0	0	0	0	0	2	0
Hampton	6-0	0-2	0-0	1-3	0-0	0 1	0	0	0	1	1	10	1
vs. SMU	7-0	0-1	0-0	0-0	1-0	1 0	0	0	0	0	0	1	0
vs. Missouri State	8-0	0-2	0-2	0-0	0-0	0 0	0	0	0	0	0	3	0
Wisconsin	DNP												
at Green Bay	9-0	1-2	0-1	0-0	0-0	0 0	0	0	0	0	0	5	2
Northern Iowa	10-0	0-0	0-0	0-0	0-0	0 0	0	0	0	0	0	1	0
Norfolk State	11-0	1-2	0-0	2-3	1-0	1 1	0	0	1	1	1	11	4
at Tennessee	12-0	0-0	0-0	2-2	0-0	0 1	0	0	0	0	0	7	2
at Florida State	13-0	0-0	0-0	0-0	0-0	0 0	0	0	0	0	0	5	0
Wake Forest	14-0	0-0	0-0	0-2	0-2	2 2	0	0	0	1	0	8	0
at NC State	15-0	0-1	0-0	0-0	0-0	0 1	0	0	0	0	2	14	0
at Duke	16-0	0-0	0-0	0-0	0-0	0 0	0	0	0	0	0	2	0
Florida State	17-0	1-1	0-0	0-0	0-0	0 0	0	0	0	0	0	2	2
North Carolina	18-0	0-0	0-0	0-2	0-0	0 0	0	0	0	0	1	1	0
Virginia Tech	19-0	1-4	0-1	0-0	0-0	0 0	0	0	0	1	3	7	2
at Notre Dame	20-0	0-0	0-0	0-0	0-0	0 0	0	0	0	0	0	3	0
at Pittsburgh	DNP												
Boston College	21-0	0-0	0-0	0-0	0-0	0 0	0	0	0	0	0	1	0
at Georgia Tech	22-0	0-0	0-0	0-0	0-0	0 0	0	0	0	0	0	2	0
Maryland	23-0	0-0	0-0	0-0	0-0	0 1	0	0	0	0	0	5	0
at Clemson	DNP												
at Virginia Tech	DNP												
Notre Dame	24-0	0-1	0-1	0-0	0	0 0	0	0	0	0	0	2	0
Miami	25-0	0-1	0-0	0-0	0	0 0	0	0	0	0	0	3	0
Syracuse	DNP												
at Maryland	DNP												
vs. Florida State	26-0	0-1	0-0	0-2	0-0	0 0	0	0	0	0	0	1	0
vs. Pittsburgh	DNP												
vs. Duke	DNP												
vs. Coastal Carolina	27-0	0-0	0-0	0-0	0-0	0 0	0	0	0	0	0	1	0
vs. Memphis	28-0	0-2	0-0	0-0	0-0	0 0	0	0	0	0	1	3	0
vs. Michigan State	29-0	0-0	0-0	0-0	0-0	0 0	0	0	0	0	1	1	0

JONES' CAREER STATISTICS

Year	G-GS	Min-Avg.	FG-FGA	Pct.	3FG-3FGA	Pct.	FT-FTA	Pct.	Off-Def.	Reb-Avg.	PF-DQ	Ast	TO	Blk	Stl	Pts-Avg
2012-13	30-9	405-13.5	27-72	.375	11-30	.367	22-27	.815	1-20	21-0.7	49-0	34	27	2	14	87-2.9
ACC	16-1	133-8.3	11-30	.367	5-14	.357	3-4	.750	0-6	6-0.4	15-0	8	8	0	5	30-1.9
2013-14	29-0	125-4.3	4-24	.167	0-7	.000	6-16	.375	2-3	5-0.2	12-0	8	1	0	4	14-0.5
ACC	13-0	54-4.2	2-8	.250	0-2	.000	0-4	.000	0-2	2-0.2	6-0	4	0	0	2	4-0.3
CAREER	59-9	530-9.0	31-96	.323	11-37	.297	28-43	.651	3-23	26-0.4	61-0	42	28	2	18	101-1.7
ACC	29-1	187-6.4	13-38	.342	5-16	.313	3-8	.375	0-8	8-0.3	21-0	12	8	0	7	34-1.2



Mike TOBEY

10

F/C • 6-11 • 253 • Sophomore • Monroe, N.Y. • Blair Academy (N.J.)

SOPHOMORE SEASON (2013-14)

- Played in 37 games, including 28 starts
- Averaged 6.4 points, 3.8 rebounds and 1.1 blocked shots in 18.1 minutes per game
- Shot 48.1 percent from the field, 33.3 percent from 3-point range and 67.9 percent from the free-throw line
- Scored in double figures in 11 games, including a season-high and team-high 18 points at Davidson (11/16/13)
- Had a career-high nine rebounds vs. VCU (11/12/13)
- Recorded 14 points and six rebounds vs. Missouri State (11/30/13)
- Tallied an ACC-high 16 points at NC State (1/11/14)
- Scored 14 points at Notre Dame (1/28/14)
- Had 14 points and five rebounds at Clemson (2/15/14)
- Tallied 11 points and eight rebounds vs. Syracuse (3/1/14)
- Registered 11 points, six rebounds and two blocked shots against Memphis (3/23/14) in the third round of the NCAA Tournament
- Lettered

CAREER/SEASON HIGHS


	CAREER HIGH	SEASON HIGH
Points	19 vs. Wofford (12/30/12)	18 vs. Davidson (11/16/13)
FGs	9 vs. Wofford (12/30/12)	8 vs. Davidson (11/16/13)
3FGs	1, 4x - last vs. Memphis (3/23/14)	1 vs. Memphis (3/23/14)
FTs	7 vs. Seattle (11/17/12)	6 vs. Virginia Tech (1/25/14)
Rebounds	9 vs. VCU (11/12/13)	9 vs. VCU (11/12/13)
Assists	2, 2x- last vs. Florida State (1/18/14)	2, 2x- last vs. Florida State (1/18/14)
Turnovers	3, 4x- last at Pitt (2/2/13)	3, 4x- last at Pitt (2/2/14)
Blocks	4 vs. Notre Dame (2/22/14)	4 vs. Notre Dame (2/22/14)
Steals	2 vs. Navy (11/19/13)	2 vs. Navy (11/19/13)
Minutes	29, 2x- last vs. Florida State (1/18/14)	29, 2x- last vs. Florida State (1/18/14)

2013-14 GAME-BY-GAME

Opponent	GP-GS	FG-FGA	3FG-3FGA	FT-FTA	Off-Def	Total	A	TO	Blk	Stl	PF	Min	Pts
James Madison	1-0	5-9	0-0	0-0	3-0	3	1	1	0	0	0	18	10
VCU	2-0	2-4	0-0	1-2	5-4	9	0	0	2	0	3	11	5
vs. Davidson	3-0	8-11	0-0	2-2	5-2	7	0	3	2	1	1	26	18
Navy	4-1	6-10	0-0	1-2	4-4	8	1	1	0	2	1	24	13
Liberty	5-2	1-3	0-0	0-0	1-3	4	0	0	1	0	1	17	2
Hampton	6-3	1-6	0-0	2-2	0-3	3	0	3	2	0	3	15	4
vs. SMU	7-4	0-3	0-0	3-4	1-0	1	0	1	0	0	3	10	3
vs. Missouri State	8-4	5-8	0-1	4-7	3-3	6	0	3	1	1	2	17	14
Wisconsin	9-4	3-7	0-0	1-2	3-1	4	0	1	2	0	1	15	7
at Green Bay	10-4	1-2	0-0	1-2	2-3	5	0	2	1	1	1	15	3
Northern Iowa	11-4	0-0	0-0	0-0	0-1	1	0	0	1	0	0	5	0
Norfolk State	12-4	1-4	0-0	1-2	1-3	4	0	1	2	0	1	16	3
at Tennessee	13-4	5-10	0-0	0-0	3-4	7	0	0	2	0	2	29	10
at Florida State	14-5	0-4	0-0	0-0	1-1	2	0	0	1	0	4	14	0
Wake Forest	15-6	3-11	0-0	0-1	3-1	4	2	2	0	0	1	23	6
at NC State	16-7	6-11	0-0	4-4	5-2	7	1	2	2	0	2	24	16
at Duke	17-8	2-9	0-0	4-4	4-0	4	1	0	0	0	2	25	8
Florida State	18-9	4-11	0-0	5-6	2-1	3	2	1	2	0	4	29	13
North Carolina	19-10	2-4	0-0	2-5	2-3	5	0	1	1	0	4	19	6
Virginia Tech	20-11	1-2	0-0	6-6	2-3	5	1	2	2	0	1	24	8
at Notre Dame	21-12	7-10	0-0	0-0	1-3	4	0	1	1	1	0	26	14
at Pittsburgh	22-13	2-4	0-0	0-0	3-0	3	0	3	2	0	4	21	4
Boston College	23-14	0-3	0-0	0-0	0-0	0	0	0	0	0	3	7	0
at Georgia Tech	24-15	1-6	0-0	0-0	3-1	4	0	1	0	0	2	13	2
Maryland	25-16	2-3	0-0	0-1	1-1	2	0	1	1	0	0	18	4
at Clemson	26-17	7-9	0-0	0-0	2-3	5	0	2	2	0	2	21	14
at Virginia Tech	27-18	1-1	0-0	0-0	0-1	1	1	0	1	1	1	24	2
Notre Dame	28-19	1-2	0-0	0-0	0-4	4	1	0	4	0	1	16	2
Miami	29-20	1-4	0-0	0-0	1-0	1	0	1	1	0	4	14	2
Syracuse	30-21	5-9	0-0	1-3	5-3	8	0	0	0	1	2	23	11
at Maryland	31-22	1-3	0-1	0-0	0-0	0	0	0	0	0	2	13	2
vs. Florida State	32-23	1-2	0-0	0-1	0-1	1	0	0	1	1	2	16	2
vs. Pittsburgh	33-24	2-2	0-0	0-0	1-0	1	0	1	0	0	1	14	4
vs. Duke	34-25	4-5	0-0	0-0	2-2	4	0	0	0	0	2	18	8
vs. Coastal Carolina	35-26	1-2	0-0	0-0	0-2	2	0	0	0	0	1	15	2
vs. Memphis	36-27	5-8	1-1	0-0	1-5	6	0	0	2	0	2	24	11
vs. Michigan State	37-28	2-4	0-0	0-0	0-1	1	0	0	0	0	3	10	4

TOBEY'S CAREER STATISTICS

Year	G-GS	Min-Avg.	FG-FGA	Pct.	3FG-3FGA	Pct.	FT-FTA	Pct.	Off-Def.	Reb-Avg.	PF-DQ	Ast	TO	Blk	Stl	Pts-Avg
2012-13	30-2	416-13.9	87-164	.530	3-5	.600	27-34	.794	34-52	86-2.9	40-0	13	21	18	3	204-6.8
ACC	13-0	192-14.8	40-73	.548	1-1	1.000	7-9	.778	22-24	46-3.5	27-0	5	7	6	1	88-6.8
2013-14	37-28	668-18.1	99-206	.481	1-3	.333	38-56	.679	70-69	139-3.8	73-0	11	34	39	9	237-6.4
ACC	18-18	354-19.7	46-106	.434	0-1	.000	22-30	.733	35-27	62-3.4	43-0	9	17	20	3	114-6.3
CAREER	67-30	1084-16.2	186-370	.503	4-8	.500	65-90	.722	104-121	225-3.4	113-0	24	55	57	12	441-6.6
ACC	31-18	546-17.6	86-179	.480	1-2	.500	29-39	.744	57-51	108-3.5	70-0	14	24	26	4	202-6.5



Evan NOLTE

11

F • 6-8 • 227 • Sophomore • Milton, Ga. • Milton

SOPHOMORE SEASON (2013-14)

- Played in 32 games
- Averaged 2.8 points and 0.8 rebounds in 9.3 minutes per game
- Shot 39.4 percent from the field, 33.3 percent from 3-point range and 73.1 percent from the free-throw line
- Tallied a season-high 12 points vs. SMU (11/29/13)
- Had nine points and three rebounds vs. Boston College (2/5/14)
- Scored eight points, including two 3-pointers, vs. Coastal Carolina (3/21/14) in the second round of the NCAA Tournament
- Registered six points vs. Memphis (3/23/14) in the third round of the NCAA Tournament
- Lettered

CAREER/SEASON HIGHS

	CAREER HIGH	SEASON HIGH
Points	18 at Virginia Tech (1/24/13)	12 vs. SMU (11/29/13)
FGs	6 at Virginia Tech (1/24/13)	3, 2x- last vs. Coastal (3/21/14)
3FGs	5 at Virginia Tech (1/24/13)	3 vs. SMU (11/29/13)
FTs	4, 4x- last vs. Memphis (3/23/14)	4, 2x- last vs. Memphis (3/23/14)
Rebounds	7 vs. Florida State (1/19/13)	5 vs. Michigan State (3/28/14)
Assists	3, 5x- last vs. Navy (11/19/13)	3 vs. Navy (11/19/13)
Turnovers	3 vs. North Texas (11/20/12)	2 at Tennessee (12/30/13)
Blocks	2, 3x- last vs. Clemson (2/7/13)	1, 2x- last vs. Pitt (3/15/14)
Steals	4 at Virginia Tech (1/24/13)	2, 2x- last vs. SMU (11/29/13)
Minutes	34 at Virginia Tech (1/24/13)	19 vs. Boston College (2/5/14)

2013-14 GAME-BY-GAME

Opponent	GP-GS	FG-FGA	3FG-3FGA	FT-FTA	Off-Def	Total	A	TO	Blk	Stl	PF	Min	Pts
James Madison	1-0	1-4	0-3	0-0	0-1	1	0	0	0	1	3	16	2
VCU	DNP												
vs. Davidson	2-0	0-1	0-1	1-2	0-0	0	0	0	0	0	1	4	1
Navy	3-0	0-2	0-2	0-0	0-0	0	3	1	0	1	0	12	0
Liberty	4-0	2-3	2-3	0-0	0-0	0	1	0	0	2	0	12	6
Hampton	5-0	1-3	0-2	2-3	0-1	1	0	1	0	0	1	14	4
vs. SMU	6-0	3-4	3-3	3-4	1-1	2	0	1	0	2	3	10	12
vs. Missouri State	7-0	0-2	0-2	0-0	0-0	0	0	0	0	0	0	11	0
Wisconsin	8-0	0-3	0-2	0-0	0-0	0	0	0	0	0	0	10	0
at Green Bay	9-0	0-0	0-0	2-2	0-0	0	0	0	0	0	1	9	2
Northern Iowa	10-0	0-1	0-1	0-0	0-1	1	0	0	0	0	1	4	0
Norfolk State	11-0	1-1	1-1	0-0	0-0	0	0	0	0	0	1	6	3
at Tennessee	12-0	1-2	1-2	4-4	0-1	1	0	2	0	0	1	10	7
at Florida State	13-0	2-5	2-4	0-0	1-0	1	0	0	1	0	0	12	6
Wake Forest	14-0	1-2	1-1	0-0	0-3	3	0	0	0	0	1	13	3
at NC State	15-0	1-3	0-1	0-0	0-0	0	2	0	0	0	1	15	2
at Duke	16-0	0-0	0-0	0-0	0-0	0	0	1	0	0	1	6	0
Florida State	DNP												
North Carolina	17-0	1-1	1-1	0-0	0-1	1	0	1	0	0	0	6	3
Virginia Tech	18-0	0-3	0-3	0-0	0-1	1	1	0	0	0	0	9	0
at Notre Dame	19-0	1-1	1-1	0-0	1-0	1	0	1	0	1	2	12	3
at Pittsburgh	20-0	0-1	0-1	0-0	0-0	0	0	0	0	0	0	3	0
Boston College	21-0	3-5	1-3	2-6	1-2	3	0	1	1	0	2	19	9
at Georgia Tech	22-0	0-1	0-1	0-0	0-1	1	0	0	0	0	0	4	0
Maryland	DNP												
at Clemson	23-0	0-0	0-0	0-0	0-0	0	0	0	0	0	0	6	0
at Virginia Tech	24-0	0-1	0-1	0-0	0-0	0	0	0	0	0	0	2	0
Notre Dame	25-0	1-2	1-2	0-0	0-0	0	0	0	0	0	1	10	3
Miami	26-0	1-2	1-2	0-0	1-0	1	1	0	0	0	0	8	3
Syracuse	DNP												
at Maryland	27-0	1-6	0-5	1-1	0-2	2	0	0	0	0	4	12	3
vs. Florida State	28-0	0-0	0-0	0-0	0-0	0	0	0	0	0	0	4	0
vs. Pittsburgh	29-0	0-0	0-0	0-0	0-0	0	0	0	1	0	0	2	0
vs. Duke	DNP												
vs. Coastal Carolina	30-0	3-4	2-3	0-0	0-1	1	0	0	0	0	0	11	8
vs. Memphis	31-0	1-1	0-0	4-4	0-1	1	0	0	0	0	4	10	6
vs. Michigan State	32-0	1-2	0-0	0-0	2-3	5	0	1	0	0	0	15	2

NOLTE'S CAREER STATISTICS

Year	G-GS	Min-Avg.	FG-FGA	Pct.	3FG-3FGA	Pct.	FT-FTA	Pct.	Off-Def.	Reb-Avg.	PF-DQ	Ast	TO	Blk	Stl	Pts-Avg
2012-13	35-8	694-19.8	65-157	.414	42-108	.389	26-33	.788	21-63	84-2.4	78-2	36	21	16	27	198-5.7
ACC	18-5	368-20.4	33-89	.371	25-69	.362	9-13	.692	11-33	44-2.6	42-1	13	9	10	13	100-5.6
2013-14	32-0	297-9.3	26-66	.394	17-51	.333	19-26	.731	7-20	27-0.8	27-0	8	10	3	7	88-2.8
ACC	15-0	137-9.1	12-33	.364	8-26	.308	3-7	.429	4-10	14-0.9	10-0	4	4	2	1	35-2.3
CAREER	67-8	991-14.8	91-223	.408	59-159	.371	45-59	.763	28-83	111-1.7	105-2	44	31	19	34	286-4.3
ACC	33-5	505-15.3	45-122	.369	33-95	.347	12-20	.600	15-43	58-1.8	52-1	17	13	12	14	135-4.1



Joe HARRIS

12

G • 6-6 • 225 • Senior • Chelan, Wash. • Chelan

SENIOR SEASON (2013-14)

- Played in and started a school-record 37 games
- Averaged 12 points, 2.9 rebounds and 2.3 assists in 28.8 minutes per game
- Shot 44.1 percent from the field, 40 percent from 3-point range and 64 percent from the free-throw line
- Named All-ACC Second Team by the ACC Coaches and All-ACC Third Team by the Atlantic Coast Sports Media Association (AC SMA)
- Named ACC Tournament Most Valuable Player and ACC All-Tournament First Team
- Selected to the United States Basketball Writers Association (USBWA) All-District 3 Team and National Association of Basketball Coaches (NABC) All-District 2 Second Team
- Named Virginia Sports Information Directors Association (VaSID) University Division All-State Men's Basketball First Team
- Named to the 2014 Allstate Good Works Team for community service and improving the lives of others
- Invited to the State Farm College 3-Point Championship but did not participate
- Senior CLASS Award nominee
- Preseason All-ACC, John R. Wooden Award and Naismith Trophy candidate
- Earned Corpus Christi Challenge Most Valuable Player honors after averaging 14.8 points in wins against Liberty (11/23/13), Hampton (11/26/13), SMU (11/29/13) and Missouri State (11/30/13)
- Ranked 10th in the ACC in made 3-point field goals per game (1.95) in all games
- Ranked fourth in the ACC in 3-point field goal percentage (42.1%) and tied for eighth in made 3-point field goals per game (2.22) in 18 league games
- Led Virginia in scoring in 11 games, including a season-high 20 against Hampton (11/26/13) and Florida State (3/14/14)
- Scored a team-high 18 points vs. VCU (11/12/13) and Florida State (1/18/14)
- Had a career-high five steals vs. Boston College (2/5/14)
- Led Virginia in scoring in two NCAA Tournament games, including 16 vs. Memphis (3/23/14) in the third round and 17 vs. Michigan State (3/28/14) in the East Regional semifinals
- Scored in double figures in 26 games
- Finished his four-year career ranked first all-time at Virginia in games played (135), second in 3-point percentage (40.7%) and 3-pointers (263) and 11th in scoring with 1,698 points
- Lettered

CAREER/SEASON HIGHS

	CAREER HIGH	SEASON HIGH
Points	36 vs. Duke (2/28/13)	20, 2x- last vs. Florida St. (3/14/14)
FGs	12 vs. Duke (2/28/13)	7, 4x- last vs. Florida St. (3/14/14)
3FGs	5, 3x- last vs. Virginia Tech (2/12/13)	4, 5x- last at Clemson (2/15/14)
FTs	10 vs. Duke (2/28/13)	6, 2x- last at NC State (1/11/14)
Rebounds	10 vs. Boston College (2/26/11)	7, 4x- last at Duke (1/13/14)
Assists	6 vs. Mississippi Valley St. (12/8/12)	5 vs. Miami (2/26/14)
Turnovers	6 at Georgia Tech (2/3/13)	3, 5x- last at Clemson (2/15/14)
Blocks	3, 2x- last vs. Boston College (1/26/13)	1, 8x- last vs. Duke (3/16/14)
Steals	5 vs. Boston College (2/5/14)	5 vs. Boston College (2/5/14)
Minutes	41 at Miami (2/5/11)	37 vs. Duke (3/16/14)

2013-14 GAME-BY-GAME

Opponent	GP-GS	FG-FGA	3FG-3FGA	FT-FTA	Off-Def	Total	A	TO	Blk	Stl	PF	Min	Pts
James Madison	1-1	2-6	1-4	0-0	1-6	7	1	2	0	0	0	25	5
VCU	2-2	7-12	1-4	3-6	1-4	5	2	3	0	0	4	34	18
vs. Davidson	3-3	0-4	0-2	1-2	2-2	4	1	3	1	2	1	30	1
Navy	4-4	7-8	2-3	0-2	0-3	3	3	3	0	1	3	24	16
Liberty	5-5	3-9	1-4	2-2	1-3	4	2	0	0	0	2	24	9
Hampton	6-6	7-7	4-4	2-3	1-1	2	3	2	0	2	2	20	20
vs. SMU	7-7	4-6	3-3	4-7	0-1	1	2	2	0	1	3	29	15
vs. Missouri State	8-8	5-6	4-5	1-1	0-4	4	3	2	0	0	0	28	15
Wisconsin	9-9	1-10	0-4	0-0	0-2	2	4	1	0	2	4	33	2
at Green Bay	10-10	5-9	1-4	1-3	2-1	3	1	0	0	1	3	25	12
Northern Iowa	11-11	4-11	1-7	3-5	4-3	7	3	0	0	0	1	34	12
Norfolk State	12-12	3-6	0-1	6-7	1-6	7	2	2	1	0	3	31	12
at Tennessee	13-13	2-9	1-4	2-2	0-1	1	1	3	0	0	2	31	7
at Florida State	14-14	0-0	0-0	0-0	0-0	0	0	0	0	0	0	2	0
Wake Forest	15-15	4-8	3-6	0-1	0-1	1	2	1	0	0	0	27	11
at NC State	16-16	4-8	2-4	6-6	0-2	2	2	1	1	3	4	20	16
at Duke	17-17	5-12	2-4	3-3	2-5	7	0	1	0	3	4	33	15
Florida State	18-18	6-8	4-5	2-3	1-3	4	3	1	1	0	3	33	18
North Carolina	19-19	4-10	3-8	5-8	0-0	0	4	0	0	0	2	30	16
Virginia Tech	20-20	4-9	2-5	2-2	0-1	1	3	0	0	1	1	26	12
at Notre Dame	21-21	4-10	1-3	0-0	0-2	2	4	2	0	3	3	28	9
at Pittsburgh	22-22	4-12	2-6	1-4	1-2	3	3	2	1	0	3	26	11
Boston College	23-23	3-7	1-4	2-5	0-1	1	2	0	0	5	4	22	9
at Georgia Tech	24-24	3-8	3-5	2-2	0-2	2	1	0	1	0	0	30	11
Maryland	25-25	6-12	4-7	3-4	0-2	2	4	2	0	0	4	33	19
Clemson	26-26	6-15	4-9	0-2	2-3	5	3	3	0	1	4	35	16
at Virginia Tech	27-27	2-10	2-6	1-3	0-1	1	3	1	0	3	1	35	7
Notre Dame	28-28	3-10	2-7	0-0	1-2	3	2	1	1	1	2	29	8
Miami	29-29	4-9	3-5	0-0	0-1	1	5	1	0	0	2	28	11
Syracuse	30-30	2-10	1-6	2-4	1-2	3	4	0	0	1	2	33	7
at Maryland	31-31	3-10	1-5	5-6	0-2	2	0	3	0	1	4	35	12
vs. Florida State	32-32	7-12	3-6	3-3	1-1	2	2	2	0	2	3	33	20
vs. Pittsburgh	33-33	5-12	2-7	0-0	0-4	4	0	1	0	0	2	30	12
vs. Duke	34-34	5-11	2-5	3-5	0-2	2	2	0	1	0	4	37	15
vs. Coastal Carolina	35-35	3-8	2-6	3-4	0-3	3	3	0	0	1	3	30	11
vs. Memphis	36-36	6-10	2-5	2-4	0-5	5	1	2	0	0	2	31	16
vs. Michigan State	37-37	6-14	2-7	3-5	0-3	3	3	1	0	1	3	32	17

HARRIS' CAREER STATISTICS

Year	G-GS	Min-Avg.	FG-FGA	Pct.	3FG-3FGA	Pct.	FT-FTA	Pct.	Off-Def.	Reb-Avg.	PF-DQ	Ast	TO	Blk	Stl	Pts-Avg
2010-11	31-25	910-29.4	107-256	.418	65-156	.417	44-58	.759	35-100	135-4.4	69-2	39	49	11	27	323-10.4
ACC	16-13	512-32.0	55-140	.393	39-93	.419	30-39	.769	18-63	81-5.1	35-2	22	25	6	13	179-11.2
2011-12	32-31	969-30.3	121-274	.442	49-129	.380	71-92	.772	29-95	124-3.9	68-2	55	46	12	23	362-11.3
ACC	16-15	472-29.5	56-129	.434	25-57	.439	18-28	.643	20-44	64-4.0	38-1	30	27	8	8	155-9.7
2012-13	35-35	1139-32.5	191-408	.468	77-181	.425	111-150	.740	30-111	141-4.0	82-2	76	70	17	31	570-16.3
ACC	18-18	618-34.3	111-230	.483	43-100	.430	67-85	.788	22-52	74-4.1	46-1	33	32	11	21	332-18.4
2013-14	37-37	1066-28.8	149-338	.441	72-180	.400	73-114	.640	22-87	109-2.9	88-0	84	48	8	35	443-12.0
ACC	18-18	505-28.1	67-168	.399	40-95	.421	34-53	.642	8-32	40-2.2	43-0	45	19	5	22	208-11.6
CAREER	135-128	4084-30.3	568-1276	.445	263-646	.407	299-414	.722	116-393	509-3.8	307-6	254	213	48	116	1698-12.6
ACC	68-64	2107-31.0	289-667	.433	147-345	.426	149-205	.727	68-191	259-3.8	162-4	130	103	30	64	874-12.9



Anthony GILL

13

F • 6-8 • 230 • R-So. • Charlotte, N.C. • Charlotte Christian/South Carolina

SOPHOMORE SEASON (2013-14)

- Played in 37 games, including six starts
- Averaged 8.6 points and 4.0 rebounds in 19.8 minutes per game
- Shot a team-leading 58.7 percent from the field and 62.7 percent from the free-throw line
- Named to the Corpus Christi Challenge All-Tournament Team after averaging 11.8 points in wins against Liberty (11/23/13), Hampton (11/26/13), SMU (11/29/13) and Missouri State (11/30/13)
- Earned ACC All-Tournament honors after averaging 12.7 points and 5.7 rebounds in wins against Florida State (3/14/14), Pittsburgh (3/15/14) and Duke (3/16/14)
- Led Virginia in scoring in seven games, including a career-high 19 vs. SMU (11/29/13)
- Scored in double figures in 16 games, including six consecutive from March 9-23.
- Recorded 18 points and five rebounds vs. Navy (11/19/13)
- Scored 15 points vs. Notre Dame (2/22/14) and Maryland (3/9/14)
- Had 16 points and five rebounds in the ACC Tournament quarterfinals vs. Florida State (3/14/14)
- Tallied a game-high 17 points and five rebounds vs. Coastal Carolina (3/21/14) in the second round of the NCAA Tournament
- Registered 13 points and eight rebounds vs. Memphis (3/23/14) in the third round of the NCAA Tournament
- Lettered

CAREER/SEASON HIGHS

	CAREER HIGH	SEASON HIGH
Points	19 vs. SMU (11/29/13)	19 vs. SMU (11/29/13)
FGs	8 vs. Navy (11/19/13)	8 vs. Navy (11/19/13)
3FGs	2, 3x - last vs. Kentucky (2/4/12)*	-
FTs	10 vs. Duke (3/16/14)	10 vs. Duke (3/16/14)
Rebounds	9, 2x - last vs. Alabama (1/25/12)*	8, 3x- last vs. Memphis (3/23/14)
Assists	3, 3x - last vs. Notre Dame (2/23/14)	3 vs. Notre Dame (2/22/14)
Turnovers	5 vs. Presbyterian (12/13/11)*	4, 2x- last vs. Florida St. (3/14/14)
Blocks	2, 6x- last vs. Memphis (3/23/14)	2, 4x- last vs. Memphis (3/23/14)
Steals	3 at Kentucky (1/7/12)*	1, 11x- last vs. Memphis (3/23/14)
Minutes	35 vs. Kentucky (2/4/12)*	29, 2x- last vs. Coastal (3/21/14)

* denotes at South Carolina

2013-14 GAME-BY-GAME

Opponent	GP-GS	FG-FGA	3FG-3FGA	FT-FTA	Off-Def	Total	A	TO	Blk	Stl	PF	Min	Pts
James Madison	1-1	5-5	0-0	3-5	0-2	2	0	1	1	0	0	20	13
VCU	2-2	0-0	0-0	0-0	0-3	3	0	1	0	1	3	16	0
vs. Davidson	3-3	2-4	0-0	1-3	1-0	1	0	3	0	0	3	17	5
Navy	4-3	8-9	0-0	2-3	3-2	5	0	2	0	0	0	18	18
Liberty	5-3	6-10	0-0	1-2	1-1	2	2	0	2	1	0	22	13
Hampton	6-3	3-5	0-0	1-1	1-3	4	2	4	0	0	2	20	7
vs. SMU	7-3	6-10	0-0	7-9	1-6	7	1	0	0	0	3	26	19
vs. Missouri State	8-4	3-5	0-0	2-5	3-5	8	0	2	0	0	2	18	8
Wisconsin	9-5	1-3	0-0	4-4	0-6	6	0	1	0	0	2	20	6
at Green Bay	10-6	5-6	0-0	2-2	4-1	5	0	2	0	0	2	21	12
Northern Iowa	11-6	0-1	0-0	0-0	0-1	1	0	0	0	0	0	8	0
Norfolk State	12-6	2-2	0-0	3-5	0-0	0	0	1	1	1	1	10	7
at Tennessee	13-6	3-4	0-0	1-2	0-3	3	0	1	0	0	4	22	7
at Florida State	14-6	0-3	0-0	2-4	3-1	4	0	1	0	0	4	19	2
Wake Forest	15-6	3-4	0-0	4-5	1-3	4	1	1	0	1	3	17	10
at NC State	16-6	1-5	0-0	2-4	1-1	2	0	2	0	0	2	18	4
at Duke	17-6	0-2	0-0	2-4	1-1	2	0	0	0	0	0	10	2
Florida State	18-6	3-4	0-0	2-4	1-3	4	0	0	0	0	3	16	8
North Carolina	19-6	4-5	0-0	0-0	3-5	8	0	1	1	0	0	20	8
Virginia Tech	20-6	2-2	0-0	3-8	2-3	5	1	0	0	0	3	20	7
at Notre Dame	21-6	2-5	0-0	1-2	2-1	3	0	0	1	0	2	20	5
at Pittsburgh	22-6	0-2	0-0	1-2	2-4	6	0	0	1	1	4	22	1
Boston College	23-6	5-9	0-0	3-5	2-5	7	0	1	0	0	1	25	13
at Georgia Tech	24-6	4-5	0-0	3-4	2-4	6	0	2	0	1	4	23	11
Maryland	25-6	0-2	0-0	1-2	0-0	0	0	0	1	0	2	10	1
at Clemson	26-6	4-4	0-0	4-6	0-3	3	0	0	0	0	0	22	12
at Virginia Tech	27-6	2-4	0-0	1-1	3-0	3	0	2	1	0	3	21	5
Notre Dame	28-6	5-6	0-0	5-6	2-1	3	3	1	0	0	2	22	15
Miami	29-6	2-4	0-0	5-9	0-3	3	2	1	1	0	4	21	9
Syracuse	30-6	2-5	0-0	0-1	1-1	2	0	1	0	1	2	16	4
at Maryland	31-6	5-10	0-0	5-8	1-1	2	1	1	2	1	3	29	15
vs. Florida State	32-6	6-9	0-0	4-4	4-1	5	1	4	2	0	2	26	16
vs. Pittsburgh	33-6	3-7	0-0	4-5	0-5	5	1	0	1	1	3	25	10
vs. Duke	34-6	1-6	0-0	10-17	3-4	7	0	1	0	1	0	26	12
vs. Coastal Carolina	35-6	7-10	0-0	3-6	0-5	5	0	3	2	0	3	29	17
vs. Memphis	36-6	5-7	0-0	3-3	1-7	8	1	0	2	1	1	19	13
vs. Michigan State	37-6	1-5	0-0	1-2	0-1	1	0	1	1	0	2	19	3

GILL'S CAREER STATISTICS

Year	G-GS	Min-Avg.	FG-FGA	Pct.	3FG-3FGA	Pct.	FT-FTA	Pct.	Off-Def.	Reb-Avg.	PF-DQ	Ast	TO	Blk	Stl	Pts-Avg
2011-12	31-26	784-25.3	86-190	.453	11-28	.393	53-82	.646	60-86	146-4.7	79-2	35	50	10	17	236-7.6
SEC	16-11	440-27.5	43-108	.398	5-18	.278	25-42	.595	35-40	75-4.7	42-1	14	23	5	11	116-7.3
2012-13	Redshirt season															
ACC																
2013-14	37-6	733-19.8	111-189	.587	0-0	.000	96-153	.627	49-99	148-4.0	77-0	16	41	20	11	318-8.6
ACC	18-0	351-19.5	44-81	.543	0-0	.000	44-75	.587	27-40	67-3.7	42-0	8	14	8	5	132-7.3
CAREER	68-32	1517-22.3	197-379	.520	11-28	.393	149-235	.634	109-185	294-4.3	156-2	51	91	30	28	554-8.1
Conf.	34-11	791-23.3	87-189	.460	5-18	.278	69-117	.590	62-80	142-4.2	84-1	22	37	13	16	248-7.3



Malcolm BROGDON

15

G • 6-5 • 217 • R-Sophomore • Norcross, Ga. • Greater Atlanta Christian

SOPHOMORE SEASON (2013-14)

- Played in and started a school-record 37 games
- Averaged a team-leading 12.7 points, 5.4 rebounds, 2.7 assists and 1.2 steals in 31.4 minutes per game
- Shot 41.3 percent from the field, 37 percent from 3-point range and a team-leading 87.5 percent from the free-throw line
- Named All-ACC First Team by the ACC Coaches and All-ACC Second Team by the Atlantic Coast Sports Media Association (ACSMA)
- Named to the ACC All-Tournament First Team
- Selected to the United States Basketball Writers Association (USBWA) All-District 3 Team and National Association of Basketball Coaches (NABC) All-District 2 Second Team
- Named Virginia Sports Information Directors Association (VaSID) University Division All-State Men's Basketball Player of the Year and VaSID All-State First Team
- Selected as the Richmond Times-Dispatch Player of the Year
- Named to the Basketball Times All-Mid Atlantic Team
- Named CBSsports.com and Co-ACC Player of the Week on March 3, 2014
- Ranked second in the ACC in free-throw percentage (87.5%) in all games
- Ranked first in the ACC in free-throw percentage (88.8%), fourth in assist-to-turnover ratio (3.41) and 12th in scoring (14.8 ppg) in 18 league games
- Only ACC player to score in double-figures in all 18 ACC regular-season games
- Led Virginia in scoring in 14 games, including a career-high 23 against Duke (3/16/14) in the ACC Tournament final
- Had 16 points, including the buzzer-beating 3-point game winner at Pittsburgh (2/2/14)
- Recorded first double-double with 17 points, a career-high 11 rebounds and seven assists vs. Boston College (2/5/14)
- Registered second double-double with 14 points and career-high 11 rebounds at Georgia Tech (2/8/14)
- Had 19 points, five rebounds and five assists in ACC regular-season title clinching win against Syracuse (3/1/14)
- Tallied 14 points, five rebounds and five assists vs. Coastal Carolina (3/21/14) in the second round of the NCAA Tournament
- Led Virginia with 17 points vs. Michigan State (3/28/14) in the NCAA East Regional semifinals
- Lettered

CAREER/SEASON HIGHS

	CAREER HIGH	SEASON HIGH
Points	23 vs. Duke (3/16/14)	23 vs. Duke (3/16/14)
FGs	7, 3x- last vs. Duke (3/16/14)	7, 3x- last vs. Duke (3/16/14)
3FGs	4 vs. Virginia Tech (1/25/14)	4 vs. Virginia Tech (1/25/14)
FTs	9 vs. Coastal (3/21/14)	9 vs. Coastal (3/21/14)
Rebounds	11, 2x- last at Georgia Tech (2/8/14)	11, 2x- last at Georgia Tech (2/8/14)
Assists	7, 2x - last at Maryland (3/9/14)	7, 2x - last at Maryland (3/9/14)
Turnovers	4, 4x- last vs. SMU (11/29/13)	4, 2x- last vs. SMU (11/29/13)
Blocks	2 vs. Green Bay (11/25/11)	1, 3x- last vs. Florida State (1/18/14)
Steals	5 at Notre Dame (1/28/14)	5 at Notre Dame (1/28/14)
Minutes	38, 2x- last at Maryland (3/9/14)	38, 2x- last at Maryland (3/9/14)

2013-14 GAME-BY-GAME

Opponent	GP-GS	FG-FGA	3FG-3FGA	FT-FTA	Off-Def	Total	A	TO	Blk	Stl	PF	Min	Pts
James Madison	1-1	3-6	3-4	0-0	0-6	6	1	2	0	2	1	26	9
VCU	2-2	3-8	0-1	4-6	0-5	5	2	4	1	1	2	30	10
vs. Davidson	3-3	7-10	1-1	2-2	1-6	7	2	1	1	2	3	29	17
Navy	4-4	6-10	1-4	0-0	0-4	4	0	1	0	2	2	24	13
Liberty	5-5	5-9	2-5	0-0	0-2	2	1	1	0	2	1	26	12
Hampton	6-6	2-4	1-1	0-0	0-4	4	1	0	0	2	2	15	5
vs. SMU	7-7	1-7	1-4	4-4	1-3	4	3	4	0	0	2	36	7
vs. Missouri State	8-8	3-5	1-3	6-6	0-7	7	5	3	0	1	4	30	13
Wisconsin	9-9	1-7	0-2	3-4	1-6	7	2	2	0	1	2	29	5
at Green Bay	10-10	5-14	3-8	4-4	0-6	6	2	2	0	0	3	32	17
Northern Iowa	11-11	2-8	2-7	2-2	0-7	7	1	2	0	0	3	32	8
Norfolk State	12-12	1-7	1-3	4-4	1-4	5	2	2	1	4	1	30	7
at Tennessee	13-13	0-5	0-2	0-0	2-4	6	2	2	0	0	2	21	0
at Florida State	14-14	3-10	0-3	5-6	2-4	6	1	1	0	1	3	38	11
Wake Forest	15-15	6-8	2-2	0-0	0-6	6	2	0	0	2	0	26	14
at NC State	16-16	6-10	1-3	0-0	0-2	2	1	0	0	1	1	29	13
at Duke	17-17	6-13	0-3	5-5	1-4	5	0	2	0	0	3	35	17
Florida State	18-18	5-13	1-2	5-5	1-3	4	6	2	1	4	2	33	16
North Carolina	19-19	6-14	2-6	2-3	3-3	6	1	2	0	3	2	33	16
Virginia Tech	20-20	6-10	4-5	2-2	1-5	6	3	1	0	1	0	28	18
at Notre Dame	21-21	7-10	2-3	0-0	2-5	7	6	2	0	5	2	33	16
at Pittsburgh	22-22	6-12	2-2	2-3	1-4	5	4	0	0	0	1	35	16
Boston College	23-23	4-11	1-3	8-9	4-7	11	7	2	0	1	2	35	17
at Georgia Tech	24-24	3-12	1-2	7-7	2-9	11	3	0	0	1	1	34	14
Maryland	25-25	6-13	0-2	2-2	0-3	3	1	0	0	0	2	34	14
at Clemson	26-26	3-9	1-3	7-8	1-7	8	0	1	0	0	1	36	14
at Virginia Tech	27-27	3-11	2-6	4-6	1-2	3	3	1	0	2	4	34	12
Notre Dame	28-28	5-9	2-3	1-1	0-7	7	6	2	0	0	1	34	13
Miami	29-29	4-9	0-1	7-7	0-4	4	2	1	0	2	1	32	15
Syracuse	30-30	5-12	1-3	8-8	0-5	5	5	1	0	0	2	33	19
at Maryland	31-31	3-9	0-1	6-8	3-2	5	7	0	1	0	4	38	12
vs. Florida State	32-32	2-10	1-7	1-2	3-6	9	3	3	0	0	2	32	6
vs. Pittsburgh	33-33	5-11	0-2	0-0	0-3	3	3	2	0	0	0	37	10
vs. Duke	34-34	7-17	2-5	7-10	1-2	3	1	1	0	0	3	33	23
vs. Coastal Carolina	35-35	2-8	1-3	9-10	0-5	5	5	0	0	2	3	37	14
vs. Memphis	36-36	4-8	0-0	2-2	0-2	2	4	2	0	0	1	30	10
vs. Michigan State	37-37	4-14	2-4	7-8	1-4	5	3	1	0	3	1	36	17

BROGDON'S CAREER STATISTICS

Year	G-GS	Min-Avg.	FG-FGA	Pct.	3FG-3FGA	Pct.	FT-FTA	Pct.	Off-Def.	Reb-Avg.	PF-DQ	Ast	TO	Blk	Stl	Pts-Avg
2011-12	28-1	626-22.4	63-159	.396	22-68	.324	40-50	.800	14-64	78-2.8	38-0	38	44	3	14	188-6.7
ACC	14-1	333-23.8	35-80	.438	10-32	.313	11-15	.733	7-27	34-2.4	20-0	14	19	1	9	91-6.5
2012-13	Redshirt season															
ACC																
2013-14	37-37	1163-31.4	150-363	.413	44-119	.370	126-144	.875	33-168	201-5.4	71-0	101	53	5	44	470-12.7
ACC	18-18	600-33.3	87-195	.446	22-53	.415	71-80	.888	22-82	104-5.8	33-0	58	17	2	23	267-14.8
CAREER	65-38	1789-27.5	213-522	.408	66-187	.353	166-194	.856	47-232	279-4.3	109-0	139	97	8	58	658-10.1
ACC	32-19	933-29.2	122-275	.444	32-85	.376	82-95	.863	29-109	138-4.3	53-0	72	36	3	32	358-11.2



London PERRANTES

23

G • 6-2 • 189 • Freshman • Los Angeles, Calif. • Crespi Carmelite

FRESHMAN SEASON (2013-14)

- Played in 37 games, including 33 starts
- Averaged 5.5 points, 2.2 rebounds and 3.8 assists in 29.9 minutes per game
- Shot 38.4 percent from the field, 43.7 percent from 3-point range and 86 percent from the free-throw line
- Named All-ACC Freshman Team by the ACC Coaches and Atlantic Coast Sports Media Association (AC SMA)
- Ranked sixth nationally and third in the ACC in assist-to-turnover ratio (3.50) in all games
- Ranked 10th in the ACC in assists (3.78 apg) in all games
- Ranked first in the ACC in assist-to-turnover ratio (4.47) and seventh in assists (4.22 apg) in 18 league games
- Ranks second all-time among Virginia freshmen with 140 assists in a season
- Tied the Virginia school record by making eight consecutive 3-pointers from Feb. 22-March 9
- Recorded five or more assists in 13 games
- Scored a career-high 15 points vs. Miami (2/26/14)
- Registered nine points, five assists and four rebounds vs. Northern Iowa (12/21/13)
- Recorded 14 points, four rebounds and three assists vs. Florida State (1/4/14)
- Tallied eight points and a career-best nine assists vs. North Carolina (1/20/14)
- Tallied 15 points, including 4-of-4 from 3-point range, and four assists vs. Miami (2/26/14)
- Scored 14 points at Maryland (3/9/14)
- Had 12 points, six assists and no turnovers vs. Coastal Carolina (3/21/14) in the second round of the NCAA Tournament
- Lettered

CAREER/SEASON HIGHS

	CAREER HIGH	SEASON HIGH
Points	15 vs. Miami (2/26/14)	15 vs. Miami (2/26/14)
FGs	5, 2x- last at Maryland (3/9/14)	5, 2x- last at Maryland (3/9/14)
3FGs	4, 2x- last at Maryland (3/9/14)	4, 2x- last at Maryland (3/9/14)
FTs	4, 2x- last vs. Duke (3/16/14)	4, 2x- last vs. Duke (3/16/14)
Rebounds	6 vs. Hampton (11/26/13)	6 vs. Hampton (11/26/13)
Assists	9 vs. UNC (1/20/14)	9 vs. UNC (1/20/14)
Turnovers	4, 3x- last vs. Duke (3/16/14)	4, 3x- last vs. Duke (3/16/14)
Blocks	1, 2x- last at Pitt (2/2/14)	1, 2x- last at Pitt (2/2/14)
Steals	3 vs. Wake Forest (1/8/14)	3 vs. Wake Forest (1/8/14)
Minutes	39 at Maryland (3/9/14)	39 at Maryland (3/9/14)

2013-14 GAME-BY-GAME

Opponent	GP-GS	FG-FGA	3FG-3FGA	FT-FTA	Off-Def	Total	A	TO	Blk	Stl	PF	Min	Pts
James Madison	1-0	0-2	0-1	2-2	0-2	2	1	0	0	2	2	25	2
VCU	2-0	0-4	0-2	2-3	0-4	4	1	4	0	1	3	26	2
vs. Davidson	3-1	1-5	1-4	2-2	0-2	2	5	0	0	0	0	32	5
Navy	4-2	0-4	0-3	0-0	0-1	1	2	1	1	1	1	27	0
Liberty	5-3	1-4	1-2	0-0	0-0	0	6	0	0	0	1	24	3
Hampton	6-4	0-2	0-0	0-0	1-5	6	4	0	0	1	2	23	0
vs. SMU	7-5	3-3	3-3	0-0	0-0	0	3	1	0	1	3	25	9
vs. Missouri State	8-6	0-4	0-3	1-2	0-2	2	6	1	0	2	1	23	1
Wisconsin	9-7	2-5	1-1	3-3	0-2	2	0	2	0	1	1	31	8
at Green Bay	10-8	1-3	0-2	2-3	0-1	1	4	3	0	1	1	28	4
Northern Iowa	11-8	3-4	1-2	2-2	1-3	4	5	2	0	1	3	33	9
Norfolk State	12-9	0-3	0-2	4-4	0-2	2	2	1	0	0	2	31	4
at Tennessee	13-9	1-7	0-1	0-0	1-1	2	2	1	0	2	3	28	2
at Florida State	14-10	4-8	3-5	3-4	1-3	4	3	0	0	1	1	35	14
Wake Forest	15-11	0-1	0-1	3-4	0-0	0	5	4	0	3	0	24	3
at NC State	16-12	4-7	0-1	0-0	0-1	1	5	0	0	2	2	19	8
at Duke	17-13	1-2	0-0	0-0	0-2	2	3	1	0	0	2	26	2
Florida State	18-14	0-1	0-1	2-2	1-2	3	4	1	0	2	2	34	2
North Carolina	19-15	3-5	2-2	0-1	0-2	2	9	1	0	2	1	29	8
Virginia Tech	20-16	1-5	0-2	2-2	0-1	1	4	2	0	0	3	27	4
at Notre Dame	21-17	1-4	1-2	1-2	0-2	2	5	0	0	2	0	29	4
at Pittsburgh	22-18	0-4	0-2	2-2	0-2	2	4	0	1	0	0	34	2
Boston College	23-19	2-6	1-2	0-0	1-4	5	1	0	0	0	2	35	5
at Georgia Tech	24-20	1-4	0-1	0-0	1-3	4	3	0	0	3	2	29	2
Maryland	25-21	2-4	0-1	0-0	0-4	4	4	3	0	1	1	32	4
at Clemson	26-22	0-2	0-2	0-0	0-0	0	6	0	0	0	3	35	0
at Virginia Tech	27-23	4-8	3-6	0-0	0-0	0	3	0	0	0	0	32	11
Notre Dame	28-24	2-2	1-1	0-0	0-3	3	3	0	0	0	3	24	5
Miami	29-25	5-5	4-4	1-1	0-3	3	4	1	0	0	1	28	15
Syracuse	30-26	2-3	2-2	0-0	0-4	4	7	2	1	0	2	31	6
at Maryland	31-27	5-8	4-6	0-0	1-3	4	3	2	0	0	2	39	14
vs. Florida State	32-28	2-5	2-4	0-0	0-1	1	3	0	0	1	2	31	6
vs. Pittsburgh	33-29	1-5	1-3	2-2	0-2	2	5	1	0	2	3	35	5
vs. Duke	34-30	1-3	1-2	4-4	0-3	3	3	4	0	0	2	36	7
vs. Coastal Carolina	35-31	3-4	3-4	3-3	0-1	1	6	0	1	0	1	36	12
vs. Memphis	36-32	3-7	2-4	0-0	0-0	0	2	0	0	0	1	33	8
vs. Michigan State	37-33	2-6	1-3	2-2	0-2	2	4	2	0	1	1	36	7

PERRANTES'S CAREER STATISTICS

Year	G-GS	Min-Avg.	FG-FGA	Pct.	3FG-3FGA	Pct.	FT-FTA	Pct.	Off-Def.	Reb-Avg.	PF-DQ	Ast	TO	Blk	Stl	Pts-Avg
2013-14	37-33	1105-29.9	61-159	.384	38-87	.437	43-50	.860	8-73	81-2.2	62-0	140	40	4	33	203-5.5
ACC	18-18	542-30.1	37-79	.468	21-41	.512	14-18	.778	5-39	44-2.4	27-0	76	17	2	16	109-6.1



Aki MITCHELL

25

F • 6-8 • 235 • Senior • Charlotte, N.C. • Charlotte Christian

SENIOR SEASON (2013-14)

- Played in 37 games, including 36 starts
- Averaged 6.8 points and team-leading 7.0 rebounds in 25.7 minutes per game
- Shot 56.1 percent from the field and 42.7 percent from the free-throw line
- Named to the All-ACC Defensive Team by the ACC Coaches and Atlantic Coast Sports Media Association (AC SMA)
- Earned ACC All-Tournament Second Team honors averaging 6.3 points and 9.7 rebounds in wins against Florida State (3/14/14), Pittsburgh (3/15/14) and Duke (3/16/14)
- Ranked sixth in the ACC in defensive rebounds per game (5.06) and 10th in rebounding (7.0 rpg) in all games
- Ranked third in the ACC in rebounding (7.9 rpg) and defensive rebounds per game (5.06) in 18 league games
- Registered a pair of double-doubles, including 11 points and 13 rebounds vs. Florida State (1/4/14) and 10 points and game-high 12 rebounds at Pittsburgh (2/2/14)
- Tallied eight points and game-high 12 rebounds vs. NC State (1/11/13)
- Had six points and game-high 11 rebounds vs. North Carolina (1/20/14)
- Scored a season-high 15 points vs. Notre Dame (2/22/14)
- Recorded 12 points and nine rebounds in ACC regular-season title clinching win against Syracuse (3/1/14)
- Had seven points and a season-high 15 rebounds in the ACC Tournament final vs. Duke (3/16/14)
- Finished his four-year career ranked third all-time in games played (133), seventh in rebounds (798) and tied for 14th in double-doubles (15)
- Lettered

CAREER/SEASON HIGHS


	CAREER HIGH	SEASON HIGH
Points	20, 2x - last vs. Miss. Valley St. (12/8/12)	15 vs. Notre Dame (2/22/14)
FGs	9, 2x - last vs. Miss. Valley St. (12/8/12)	7 vs. Notre Dame (2/22/14)
3FGs	1 vs. North Carolina (1/8/11)	-
FTs	9 vs. Duke (2/28/13)	6 at Green Bay (12/7/13)
Rebounds	16 vs. Seattle (11/17/12)	15 vs. Duke (3/16/14)
Assists	7 vs. Morgan State (12/19/12)	4 vs. Navy (11/12/13)
Turnovers	6 vs. Davidson (11/16/13)	6 vs. Davidson (11/16/13)
Blocks	2, 7x - last vs. Michigan St. (3/28/14)	2, 4x - last vs. Michigan St. (3/28/14)
Steals	4, 3x - last vs. Clemson (2/7/13)	3 vs. Liberty (11/23/13)
Minutes	39 vs. Maryland (3/10/13)	34, 2x - last vs. Duke (3/16/14)

2013-14 GAME-BY-GAME

Opponent	GP-GS	FG-FGA	3FG-3FGA	FT-FTA	Off-Def	Total	A	TO	Blk	Stl	PF	Min	Pts
James Madison	1-1	3-7	0-0	1-4	1-2	3 3	0	0	0	1	22	7	
VCU	2-2	2-5	0-0	5-7	0-2	2 2	2	2	0	3	29	9	
vs. Davidson	3-3	4-5	0-0	3-4	3-6	9 0	6	0	1	2	24	11	
Navy	4-4	2-4	0-0	1-2	1-4	5 4	0	0	1	1	21	5	
Liberty	5-5	4-7	0-0	0-0	0-3	3 2	0	0	3	2	19	8	
Hampton	6-6	0-3	0-1	2-4	1-3	4 1	2	1	0	1	16	2	
vs. SMU	7-7	2-5	0-0	2-4	2-7	9 1	1	0	1	3	28	6	
vs. Missouri State	8-8	0-1	0-0	0-3	1-4	5 1	1	1	1	2	21	0	
Wisconsin	9-9	2-6	0-0	1-2	1-2	3 0	0	0	1	3	22	5	
at Green Bay	10-10	2-2	0-0	6-7	1-4	5 1	3	1	0	3	32	10	
Northern Iowa	11-11	2-6	0-0	0-4	3-4	7 2	4	0	2	0	23	4	
Norfolk State	12-11	3-4	0-0	2-6	3-4	7 1	1	0	2	2	20	8	
at Tennessee	13-12	2-7	0-0	0-0	6-3	9 0	1	0	0	1	21	4	
at Florida State	14-13	4-11	0-0	3-10	5-8	13 1	0	1	1	4	29	11	
Wake Forest	15-14	3-6	0-0	1-2	2-5	7 2	0	1	1	2	21	7	
at NC State	16-15	4-5	0-0	0-0	2-10	12 0	0	1	1	3	27	8	
at Duke	17-16	3-7	0-0	1-5	2-7	9 1	2	1	1	2	33	7	
Florida State	18-17	4-9	0-0	1-3	1-3	4 2	1	0	2	1	27	9	
North Carolina	19-18	3-5	0-0	0-0	3-8	11 1	1	0	1	2	30	6	
Virginia Tech	20-19	2-2	0-0	2-2	0-3	3 0	0	0	0	2	19	6	
at Notre Dame	21-20	2-3	0-0	2-4	2-4	6 2	3	1	1	0	24	6	
at Pittsburgh	22-21	5-7	0-0	0-0	3-9	12 1	1	1	1	2	33	10	
Boston College	23-22	3-4	0-0	1-4	2-4	6 3	1	0	0	2	24	7	
at Georgia Tech	24-23	4-7	0-0	0-0	2-6	8 3	1	0	2	0	26	8	
Maryland	25-24	6-8	0-0	1-4	2-4	6 3	0	0	1	1	34	13	
at Clemson	26-25	1-4	0-0	0-0	5-4	9 1	2	0	0	1	26	2	
at Virginia Tech	27-26	3-3	0-0	1-4	2-8	10 1	1	1	0	2	22	7	
Notre Dame	28-27	7-7	0-0	1-2	0-4	4 1	3	0	0	2	26	15	
Miami	29-28	1-2	0-0	1-1	2-7	9 0	3	0	0	2	28	3	
Syracuse	30-29	6-8	0-0	0-1	5-4	9 0	0	0	0	2	31	12	
at Maryland	31-30	1-4	0-0	2-4	0-4	4 1	1	1	1	2	32	4	
vs. Florida State	32-31	2-2	0-0	0-1	0-6	6 1	1	1	1	2	24	4	
vs. Pittsburgh	33-32	4-6	0-0	0-0	2-6	8 0	3	1	0	2	30	8	
vs. Duke	34-33	3-4	0-0	1-2	4-11	15 0	0	2	1	2	34	7	
vs. Coastal Carolina	35-34	2-2	0-0	0-0	0-6	6 1	1	2	0	4	24	4	
vs. Memphis	36-35	2-2	0-0	0-0	0-5	5 1	3	0	2	2	22	4	
vs. Michigan State	37-36	2-7	0-0	0-0	3-3	6 0	0	2	0	2	28	4	

MITCHELL'S CAREER STATISTICS

Year	G-GS	Min-Avg.	FG-FGA	Pct.	3FG-3FGA	Pct.	FT-FTA	Pct.	Off-Def.	Reb-Avg.	PF-DQ	Ast	TO	Blk	Stl	Pts-Avg
2010-11	29-1	438-15.1	27-80	.338	1-8	.125	15-29	.517	22-64	86-3.0	51-1	24	17	6	18	70-2.4
ACC	16-0	254-15.9	15-43	.349	1-5	.200	12-18	.667	11-25	36-2.3	30-1	12	9	4	11	43-2.7
2011-12	32-15	705-22.0	52-103	.505	0-0	.000	27-53	.509	39-102	141-4.4	71-1	27	26	10	21	131-4.1
ACC	16-13	383-23.9	26-57	.456	0-0	.000	16-27	.593	22-52	74-4.6	42-1	16	16	4	14	68-4.3
2012-13	35-35	1069-30.5	177-325	.545	0-2	.000	106-153	.693	94-218	312-8.9	74-0	52	63	14	45	460-13.1
ACC	18-18	585-32.5	94-171	.550	0-1	.000	46-67	.687	43-115	158-8.8	39-0	21	30	7	22	234-13.0
2013-14	37-36	952-25.7	105-187	.561	0-1	.000	41-96	.427	72-187	259-7.0	70-0	44	49	21	29	251-6.8
ACC	18-18	492-27.3	62-102	.608	0-0	.000	17-46	.370	40-102	142-7.9	33-0	23	20	8	13	141-7.8
CAREER	133-87	3164-23.8	361-695	.519	1-11	.091	189-331	.571	227-571	798-6.0	266-2	147	155	51	113	912-6.9
ACC	68-49	1714-25.2	197-373	.528	1-6	.167	91-158	.576	116-294	410-6.0	144-2	72	75	23	60	486-7.1



Darion ATKINS

32

F • 6-8 • 234 • Junior • Clinton, Md. • Landon School

JUNIOR SEASON (2013-14)

- Played in 37 games, including three starts
- Averaged 3.0 points, 2.2 rebounds and 0.5 blocked shots in 10.4 minutes per game
- Shot 48.4 percent from the field and 58.3 percent from the free-throw line
- Tallied a season-high eight points vs. JMU (11/8/13), VCU (11/12/13), Northern Iowa (12/21/13) and Georgia Tech (2/8/14)
- Had a season-high 11 rebounds vs. JMU (11/8/13)
- Registered eight points and eight rebounds vs. VCU (11/12/13)
- Tallied seven points and nine rebounds vs. Liberty (11/23/13)
- Had six points and two rebounds in the ACC Tournament quarterfinals vs. Florida St. (3/14/14)
- Blocked two shots in the ACC Tournament final vs. Duke (3/16/14)
- Lettered

CAREER/SEASON HIGHS

	<u>CAREER HIGH</u>	<u>SEASON HIGH</u>
Points	17 vs. Morgan State (12/19/12)	8, 3x- last vs. N. Iowa (12/21/13)
FGs	8 vs. Morgan State (12/19/12)	4, 2x- last vs. N. Iowa (12/21/13)
3FGs	-	-
FTs	4, 2x- last at Georgia Tech (2/8/14)	4 at Georgia Tech (2/8/14)
Rebounds	11, 2x - last vs. JMU (11/8/13)	11 vs. James Madison (11/8/13)
Assists	3 vs. Green Bay (12/1/12)	2, 3x- last vs. Missouri St. (11/30/13)
Turnovers	3 vs. Morgan State (12/19/12)	3 vs. Liberty (11/23/13)
Blocks	5 vs. N. Iowa (12/21/13)	5 vs. N. Iowa (12/21/13)
Steals	3 vs. Morgan State (12/19/12)	1, 4x- last at NC State (1/11/14)
Minutes	36 vs. Green Bay (12/1/12)	24 vs. VCU (11/12/13)

2013-14 GAME-BY-GAME

Opponent	GP-GS	FG-FGA	3FG-3FGA	FT-FTA	Off-Def	Total	A	TO	Blk	Stl	PF	Min	Pts
James Madison	1-0	4-10	0-0	0-0	4-7	11	1	0	0	1	2	18	8
VCU	2-0	3-6	0-0	2-5	4-4	8	0	2	2	1	1	24	8
vs. Davidson	3-0	0-3	0-0	0-0	2-2	4	1	0	0	0	0	8	0
Navy	4-0	0-1	0-0	0-2	0-1	1	1	0	0	0	1	13	0
Liberty	5-0	3-6	0-0	1-3	6-3	9	2	3	0	0	3	20	7
Hampton	6-0	3-5	0-0	1-1	2-3	5	2	0	0	1	0	20	7
vs. SMU	7-0	0-1	0-0	1-2	0-1	1	0	1	1	0	3	16	1
vs. Missouri State	8-0	3-5	0-0	0-0	1-0	1	2	1	0	0	1	16	6
Wisconsin	9-0	1-2	0-0	1-2	2-0	2	0	3	2	0	1	12	3
at Green Bay	10-0	0-0	0-0	0-0	0-1	1	0	0	0	0	2	8	0
Northern Iowa	11-1	4-10	0-0	0-0	3-2	5	0	1	5	1	3	23	8
Norfolk State	12-2	2-2	0-0	0-2	0-1	1	0	1	1	0	0	17	4
at Tennessee	13-3	0-0	0-0	2-2	0-1	1	0	0	1	0	2	7	2
at Florida State	14-3	1-3	0-0	0-2	0-2	2	0	1	0	0	2	13	2
Wake Forest	15-3	3-5	0-0	1-2	0-4	4	0	1	1	0	3	8	7
at NC State	16-3	1-3	0-0	2-2	0-2	2	0	0	1	1	1	8	4
at Duke	17-3	0-0	0-0	2-2	1-0	1	0	0	0	0	1	4	2
Florida State	18-3	0-1	0-0	0-0	0-1	1	0	0	0	0	3	5	0
North Carolina	19-3	0-1	0-0	0-0	0-0	0	1	1	0	0	0	6	0
Virginia Tech	20-3	1-3	0-0	0-0	0-1	1	0	1	1	1	1	14	2
at Notre Dame	21-3	1-3	0-0	0-0	0-0	0	0	0	0	0	2	5	2
at Pittsburgh	22-3	0-1	0-0	0-0	0-0	0	0	0	0	0	0	4	0
Boston College	23-3	2-2	0-0	0-0	0-1	1	0	0	0	0	2	9	4
at Georgia Tech	24-3	2-3	0-0	4-4	0-4	4	0	2	0	0	4	14	8
Maryland	25-3	1-2	0-0	0-1	2-2	4	1	0	1	0	1	16	2
at Clemson	26-3	1-1	0-0	0-0	0-0	0	0	0	0	0	1	5	2
at Virginia Tech	27-3	2-4	0-0	0-0	2-1	3	0	2	0	0	1	10	4
Notre Dame	28-3	1-2	0-0	0-0	1-1	2	0	0	0	0	0	9	2
Miami	29-3	1-2	0-0	0-0	1-1	2	0	0	0	0	2	11	2
Syracuse	30-3	1-1	0-0	0-0	0-0	0	0	1	0	0	1	6	2
at Maryland	31-3	1-1	0-0	0-0	0-0	0	0	0	0	0	1	3	2
vs. Florida State	32-3	2-2	0-0	2-2	1-1	2	0	0	0	0	0	14	6
vs. Pittsburgh	33-3	0-0	0-0	0-0	0-0	0	0	2	1	0	1	9	0
vs. Duke	34-3	0-0	0-0	0-0	0-0	0	0	0	2	0	1	1	0
vs. Coastal Carolina	35-3	0-0	0-0	2-2	0-0	0	0	1	0	0	1	2	2
vs. Memphis	36-3	0-1	0-0	0-0	1-0	1	0	1	0	0	0	5	0
vs. Michigan State	37-3	1-1	0-0	0-0	2-1	3	0	0	0	0	0	3	2

ATKINS' CAREER STATISTICS

Year	G-GS	Min-Avg.	FG-FGA	Pct.	3FG-3FGA	Pct.	FT-FTA	Pct.	Off-Def.	Reb-Avg.	PF-DQ	Ast	TO	Blk	Stl	Pts-Avg
2011-12	27-0	275-10.2	25-43	.581	0-0	.000	11-19	.579	23-39	62-2.3	50-1	3	5	19	12	61-2.3
ACC	16-0	190-11.9	15-27	.556	0-0	.000	5-8	.625	14-25	39-2.4	36-1	2	3	14	8	35-2.2
2012-13	26-12	407-15.7	53-108	.491	0-0	.000	15-25	.600	28-53	81-3.1	41-1	9	22	28	11	121-4.7
ACC	9-3	94-9.4	5-18	.278	0-0	.000	4-4	1.000	4-14	18-1.8	10-0	1	4	6	1	14-1.4
2013-14	37-3	386-10.4	45-93	.484	0-0	.000	21-36	.583	34-48	82-2.2	47-0	11	25	19	6	111-3.0
ACC	18-0	150-8.3	19-38	.500	0-0	.000	9-13	.692	7-20	27-1.5	26-0	2	9	4	2	47-2.6
CAREER	90-15	1068-11.9	123-244	.504	0-0	.000	47-80	.588	85-140	225-2.5	138-2	23	52	66	29	293-3.3
ACC	44-3	434-9.9	39-83	.470	0-0	.000	18-25	.720	25-59	84-1.9	72-1	5	16	24	11	96-2.2

2013-14 Virginia Basketball
Virginia Combined Team Statistics (as of Mar 29, 2014)
All games

Overall record: 30-7 Conf: 16-2 Home: 15-2 Away: 7-4 Neutral: 8-1

#	Player	gp-gs	min	Total		3-Point		F-Throw		Rebounds				pf	dq	a	to	blk	stl	pts	avg	
				fg-fga	fg%	3fg-fga	3fg%	ft-fa	ft%	off	def	tot	avg									
15	Malcolm Brogdon	37-37	1163	31.4	150-363	.413	44-119	.370	126-144	.875	33	168	201	5.4	71	0	101	53	5	44	470	12.7
12	Joe Harris	37-37	1066	28.8	149-338	.441	72-180	.400	73-114	.640	22	87	109	2.9	88	0	84	48	8	35	443	12.0
13	Anthony Gill	37-6	733	19.8	111-189	.587	0-0	.000	96-153	.627	49	99	148	4.0	77	0	16	41	20	11	318	8.6
01	Justin Anderson	37-5	796	21.5	96-236	.407	30-102	.294	68-95	.716	26	94	120	3.2	58	1	54	51	28	13	290	7.8
25	Akil Mitchell	37-36	952	25.7	105-187	.561	0-1	.000	41-96	.427	72	187	259	7.0	70	0	44	49	21	29	251	6.8
10	Mike Tobey	37-28	668	18.1	99-206	.481	1-3	.333	38-56	.679	70	69	139	3.8	73	0	11	34	39	9	237	6.4
23	London Perrantes	37-33	1105	29.9	61-159	.384	38-87	.437	43-50	.860	8	73	81	2.2	62	0	140	40	4	33	203	5.5
32	Darion Atkins	37-3	386	10.4	45-93	.484	0-0	.000	21-36	.583	34	48	82	2.2	47	0	11	25	19	6	111	3.0
11	Evan Nolte	32-0	297	9.3	26-66	.394	17-51	.333	19-26	.731	7	20	27	0.8	27	0	8	10	3	7	88	2.8
30	Thomas Rogers	17-0	33	1.9	3-6	.500	3-5	.600	1-2	.500	0	6	6	0.4	2	0	1	5	0	0	10	0.6
21	Rob Vozenilek	12-0	30	2.5	3-6	.500	1-2	.500	0-1	.000	1	5	6	0.5	2	0	4	3	1	0	7	0.6
05	Teven Jones	29-0	125	4.3	4-24	.167	0-7	.000	6-16	.375	2	3	5	0.2	12	0	8	1	0	4	14	0.5
24	Caid Kirven	13-0	27	2.1	2-4	.500	0-0	.000	0-0	.000	1	1	2	0.2	1	0	0	1	0	0	4	0.3
34	Jeff Jones	10-0	21	2.1	1-3	.333	0-1	.000	1-3	.333	0	5	5	0.5	0	0	0	1	1	1	3	0.3
04	Maleek Frazier	12-0	23	1.9	0-4	.000	0-1	.000	0-0	.000	0	2	2	0.2	4	0	2	4	1	1	0	0.0
Team											66	54	120				4					
Total.....		37	7425		855-1884	.454	206-559	.369	533-792	.673	391	921	1312	35.5	594	1	484	370	150	193	2449	66.2
Opponents.....		37	7425		727-1875	.388	203-629	.323	403-609	.662	321	764	1085	29.3	676	14	373	413	126	191	2060	55.7

TEAM STATISTICS	VA	OPP	Date	Opponent	Score	Att.
SCORING	2449	2060	11/08/13	JAMES MADISON	w 61-41	11934
Points per game	66.2	55.7	11/12/13	VCU	L 56-59	13881
Scoring margin	+10.5	-	11/16/13	vs Davidson	w 70-57	5216
FIELD GOALS-ATT	855-1884	727-1875	11/19/13	NAVY	w 67-42	9764
Field goal pct	.454	.388	11/23/13	LIBERTY	w 75-53	10941
3 POINT FG-ATT	206-559	203-629	11/26/13	HAMPTON	w 69-40	8970
3-point FG pct	.369	.323	% 11/29/13	vs SMU	w 76-73	1613
3-pt FG made per game	5.6	5.5	% 11/30/13	vs Missouri State	w 83-63	900
FREE THROWS-ATT	533-792	403-609	12/04/13	WISCONSIN	L 38-48	11142
Free throw pct	.673	.662	12/07/13	at Green Bay	L 72-75	6491
F-Throws made per game	14.4	10.9	12/21/13	NORTHERN IOWA	w 57-43	9714
REBOUNDS	1312	1085	12/23/13	NORFOLK STATE	w 66-56	9206
Rebounds per game	35.5	29.3	12/30/13	at Tennessee	L 52-87	16142
Rebounding margin	+6.1	-	* 01/04/14	at Florida State	w 62-50	5588
ASSISTS	484	373	* 01/08/14	WAKE FOREST	w 74-51	10114
Assists per game	13.1	10.1	* 01/11/14	at NC State	w 76-45	15623
TURNOVERS	370	413	* 01/13/14	at Duke	L 65-69	9314
Turnovers per game	10.0	11.2	* 01/18/14	FLORIDA STATE	w 78-66	12765
Turnover margin	+1.2	-	* 01/20/14	NORTH CAROLINA	w 76-61	13045
Assist/turnover ratio	1.3	0.9	* 01/25/14	VIRGINIA TECH	w 65-45	14215
STEALS	193	191	* 01/28/14	at Notre Dame	w 68-53	7565
Steals per game	5.2	5.2	* 02/02/14	at Pitt	w 48-45	12508
BLOCKS	150	126	* 02/05/14	BOSTON COLLEGE	w 77-67	10853
Blocks per game	4.1	3.4	* 02/08/14	at Georgia Tech	w 64-45	8187
ATTENDANCE	198631	241083	* 02/10/14	MARYLAND	w 61-53	11568
Home games-Avg/Game	17-11684	11-10296	* 02/15/14	at Clemson	w 63-58	8573
Neutral site-Avg/Game	-	9-14203	* 02/18/14	at Virginia Tech	w 57-53	5316
Score by Periods	1st	2nd	OT	Totals		
Virginia	1145	1299	5	2449		
Opponents	959	1090	11	2060		
					* 02/22/14	NOTRE DAME w 70-49 14114
					* 02/26/14	MIAMI (FLA.) w 65-40 11812
					* 03/01/14	SYRACUSE w 75-56 14593
					* 03/09/14	at Maryland Lot 69-75 17950
					@ 03/14/14	vs Florida State w 64-51 21533
					@ 03/15/14	vs Pitt w 51-48 21533
					@ 03/16/14	vs Duke w 72-63 21533
					! 03/21/14	vs Coastal Carolina w 70-59 17472
					! 03/23/14	vs Memphis w 78-60 18712
					\$ 03/28/14	vs Michigan State L 59-61 19314

* = Conference game
^ = Charlotte, N.C.
% = Corpus Christi, Texas
@ = ACC Tournament (Greensboro, N.C.)
! = NCAA Tournament 2nd/3rd Rounds (Raleigh, N.C.)
\$ = NCAA Tournament East Regional (New York, N.Y.)

2013-14 Virginia Basketball
Virginia Combined Team Statistics (as of Mar 09, 2014)
Conference games

RECORD:	OVERALL	HOME	AWAY	NEUTRAL
ALL GAMES	16-2	9-0	7-2	0-0
CONFERENCE	16-2	9-0	7-2	0-0
NON-CONFERENCE	0-0	0-0	0-0	0-0

##	Player	gp-gs	Total		3-Point		F-Throw		Rebounds				Other			pts	avg					
			min	avg	fg-fga	fg%	3fg-fga	3fg%	ft-fa	ft%	off	def	tot	avg	pf			dq	a	to	blk	stl
15	Malcolm Brogdon	18-18	600	33.3	87-195	.446	22-53	.415	71-80	.888	22	82	104	5.8	33	0	58	17	2	23	267	14.8
12	Joe Harris	18-18	505	28.1	67-168	.399	40-95	.421	34-53	.642	8	32	40	2.2	43	0	45	19	5	22	208	11.6
01	Justin Anderson	18-0	381	21.2	49-120	.408	15-50	.300	37-51	.725	11	38	49	2.7	29	1	21	25	12	6	150	8.3
25	Akil Mitchell	18-18	492	27.3	62-102	.608	0-0	.000	17-46	.370	40	102	142	7.9	33	0	23	20	8	13	141	7.8
13	Anthony Gill	18-0	351	19.5	44-81	.543	0-0	.000	44-75	.587	27	40	67	3.7	42	0	8	14	8	5	132	7.3
10	Mike Tobey	18-18	354	19.7	46-106	.434	0-1	.000	22-30	.733	35	27	62	3.4	43	0	9	17	20	3	114	6.3
23	London Perrantes	18-18	542	30.1	37-79	.468	21-41	.512	14-18	.778	5	39	44	2.4	27	0	76	17	2	16	109	6.1
32	Darion Atkins	18-0	150	8.3	19-38	.500	0-0	.000	9-13	.692	7	20	27	1.5	26	0	2	9	4	2	47	2.6
11	Evan Nolte	15-0	137	9.1	12-33	.364	8-26	.308	3-7	.429	4	10	14	0.9	10	0	4	4	2	1	35	2.3
30	Thomas Rogers	8-0	15	1.9	1-2	.500	1-2	.500	0-0	.000	0	3	3	0.4	0	0	1	0	0	0	3	0.4
21	Rob Vozenilek	6-0	11	1.8	1-3	.333	0-0	.000	0-0	.000	0	1	1	0.2	1	0	1	1	0	0	2	0.3
05	Teven Jones	13-0	54	4.2	2-8	.250	0-2	.000	0-4	.000	0	2	2	0.2	6	0	4	0	0	2	4	0.3
34	Jeff Jones	5-0	9	1.8	0-0	.000	0-0	.000	1-2	.500	0	3	3	0.6	0	0	0	0	0	0	1	0.2
04	Maleek Frazier	7-0	12	1.7	0-2	.000	0-1	.000	0-0	.000	0	0	0	0.0	3	0	0	2	1	1	0	0.0
24	Caid Kirven	7-0	12	1.7	0-2	.000	0-0	.000	0-0	.000	1	1	2	0.3	0	0	0	1	0	0	0	0.0
Team											34	30	64				4					
Total.....		18	3625		427-939	.455	107-271	.395	252-379	.665	194	430	624	34.7	296	1	252	150	64	94	1213	67.4
Opponents.....		18	3625		340-879	.387	90-299	.301	211-325	.649	156	376	532	29.6	334	10	172	204	72	68	981	54.5

TEAM STATISTICS	VA	OPP	Date	Opponent	Score	Att.
SCORING	1213	981	* 01/04/14	at Florida State	w 62-50	5588
Points per game	67.4	54.5	* 01/08/14	WAKE FOREST	w 74-51	10114
Scoring margin	+12.9	-	* 01/11/14	at NC State	w 76-45	15623
FIELD GOALS-ATT	427-939	340-879	* 01/13/14	at Duke	L 65-69	9314
Field goal pct	.455	.387	* 01/18/14	FLORIDA STATE	w 78-66	12765
3 POINT FG-ATT	107-271	90-299	* 01/20/14	NORTH CAROLINA	w 76-61	13045
3-point FG pct	.395	.301	* 01/25/14	VIRGINIA TECH	w 65-45	14215
3-pt FG made per game	5.9	5.0	* 01/28/14	at Notre Dame	w 68-53	7565
FREE THROWS-ATT	252-379	211-325	* 02/02/14	at Pitt	w 48-45	12508
Free throw pct	.665	.649	* 02/05/14	BOSTON COLLEGE	w 77-67	10853
F-Throws made per game	14.0	11.7	* 02/08/14	at Georgia Tech	w 64-45	8187
REBOUNDS	624	532	* 02/10/14	MARYLAND	w 61-53	11568
Rebounds per game	34.7	29.6	* 02/15/14	at Clemson	w 63-58	8573
Rebounding margin	+5.1	-	* 02/18/14	at Virginia Tech	w 57-53	5316
ASSISTS	252	172	* 02/22/14	NOTRE DAME	w 70-49	14114
Assists per game	14.0	9.6	* 02/26/14	MIAMI (FLA.)	w 65-40	11812
TURNOVERS	150	204	* 03/01/14	SYRACUSE	w 75-56	14593
Turnovers per game	8.3	11.3	* 03/09/14	at Maryland	Lot 69-75	17950
Turnover margin	+3.0	-				
Assist/turnover ratio	1.7	0.8				
STEALS	94	68				
Steals per game	5.2	3.8				
BLOCKS	64	72				
Blocks per game	3.6	4.0				
ATTENDANCE	113079	90624				
Home games-Avg/Game	9-12564	9-10069				
Neutral site-Avg/Game	-	0-0				

* = Conference game
^ = Charlotte, N.C.
% = Corpus Christi, Texas

Score by Periods	1st	2nd	OT	Totals
Virginia	584	624	5	1213
Opponents	466	504	11	981

2013-14 Virginia Basketball
Virginia Team Game-by-Game Comparison (as of Mar 29, 2014)
All games

Opponent	1st	2nd	Score	Mar	Total FG	FG Pct	3-Pointers	3FG Pct	Free Throws	FT Pct	Rebounds	Assist	T/Over	Block	Steal	Fouls
JAMES MADISON	32/14	29/27	61-41	+20	25-60/15-48	.417/.313	4-18/6-25	.222/.240	7-14/5-6	.500/.833	45/27 +18	9/8	9/13	1/4	7/7	12/15
VCU	26/24	30/35	56-59	(3)	18-46/24-58	.391/.414	1-8/5-14	.125/.357	19-33/6-15	.576/.400	41/28 +13	9/7	19/13	8/2	4/9	21/27
Davidson	29/27	41/30	70-57	+13	25-48/19-62	.521/.306	4-11/11-29	.364/.379	16-21/8-12	.762/.667	42/30 +12	10/9	17/12	4/2	6/9	13/16
NAVY	32/17	35/25	67-42	+25	30-53/16-48	.566/.333	3-15/7-23	.200/.304	4-11/3-6	.364/.500	40/19 +21	16/10	11/13	3/1	8/5	10/9
LIBERTY	32/26	43/27	75-53	+22	30-62/17-44	.484/.386	9-21/7-14	.429/.500	6-11/12-12	.545/1000	35/28 +7	21/9	9/19	4/1	8/4	14/12
HAMPTON	40/19	29/21	69-40	+29	24-47/17-52	.511/.327	8-12/2-14	.667/.143	13-23/4-6	.565/.667	42/21 +21	17/4	18/17	6/8	10/7	14/18
SMU	30/30	46/43	76-73	+3	20-44/24-49	.455/.490	10-14/5-14	.714/.357	26-36/20-26	.722/.769	29/33 (4)	11/13	12/12	1/5	6/6	24/27
Missouri State	32/22	51/41	83-63	+20	30-53/20-48	.566/.417	9-23/10-24	.391/.417	14-24/13-21	.583/.619	38/22 +16	20/13	14/14	2/0	6/7	15/16
WISCONSIN	20/25	18/23	38-48	(10)	11-47/15-52	.234/.288	1-11/5-23	.091/.217	15-19/13-20	.789/.650	34/40 (6)	6/7	10/7	6/4	5/5	18/14
Green Bay	31/37	41/38	72-75	(3)	23-46/26-51	.500/.510	5-17/7-14	.294/.500	21-27/16-21	.778/.762	31/25 +6	11/18	14/8	3/2	3/12	19/20
NORTHERN IOWA	21/16	36/27	57-43	+14	20-53/19-60	.377/.317	7-26/2-19	.269/.105	10-18/3-7	.556/.429	42/38 +4	14/3	10/13	8/2	4/2	13/19
NORFOLK STATE	32/26	34/30	66-56	+10	18-40/20-55	.450/.364	3-10/4-15	.300/.267	27-39/12-18	.692/.667	36/31 +5	11/8	12/9	6/3	8/7	15/24
Tennessee	26/48	26/39	52-87	(35)	18-55/27-54	.327/.500	2-12/11-18	.167/.611	14-17/22-25	.824/.880	33/35 (2)	8/18	12/6	5/3	2/7	19/18
Florida State	30/17	32/33	62-50	+12	19-58/16-52	.328/.308	6-16/4-14	.375/.286	18-33/14-22	.545/.636	41/38 +3	9/8	6/16	3/8	3/2	21/28
WAKE FOREST	41/24	33/27	74-51	+23	26-52/17-48	.500/.354	7-14/4-17	.500/.235	15-23/13-18	.652/.722	38/25 +13	17/11	12/15	2/3	9/5	12/17
NC State	48/25	28/20	76-45	+31	29-62/13-45	.468/.289	3-13/2-10	.231/.200	15-18/17-23	.833/.739	40/28 +12	14/7	7/16	6/8	9/1	21/17
Duke	28/36	37/33	65-69	(4)	21-55/22-49	.382/.449	4-10/10-22	.400/.455	19-26/15-20	.731/.750	34/31 +3	6/12	8/10	1/3	5/5	17/23
FLORIDA STATE	45/26	33/40	78-66	+12	27-55/21-46	.491/.457	7-11/6-16	.636/.375	17-23/18-22	.739/.818	28/31 (3)	18/11	9/18	5/9	8/3	21/21
NORTH CAROLINA	38/29	38/32	76-61	+15	26-54/26-63	.481/.413	8-20/4-15	.400/.267	16-29/5-12	.552/.417	38/39 (1)	16/14	8/11	2/3	6/5	12/21
VIRGINIA TECH	34/17	31/28	65-45	+20	20-46/14-42	.435/.333	6-18/3-18	.333/.167	19-26/14-25	.731/.560	34/29 +5	14/5	9/12	6/2	4/4	18/16
Notre Dame	34/24	34/29	68-53	+15	28-52/20-47	.538/.426	5-11/7-18	.455/.389	7-12/6-9	.583/.667	26/30 (4)	18/10	12/20	4/4	14/8	14/14
Pitt	21/23	27/22	48-45	+3	19-47/15-47	.404/.319	4-12/4-11	.333/.364	6-12/11-19	.500/.579	33/32 +1	13/10	9/8	6/2	2/4	17/13
BOSTON COLLEGE	40/21	37/46	77-67	+10	27-56/24-50	.482/.480	4-14/9-27	.286/.333	19-34/10-20	.559/.500	40/27 +13	17/12	6/7	1/1	6/2	23/28
Georgia Tech	29/30	35/15	64-45	+19	21-53/18-49	.396/.367	5-11/6-15	.455/.400	17-19/3-13	.895/.231	46/25 +21	10/10	10/11	2/7	7/5	14/17
MARYLAND	25/26	36/27	61-53	+8	24-51/21-52	.471/.404	4-13/6-21	.308/.286	9-16/5-8	.563/.625	28/31 (3)	16/9	6/10	5/5	2/5	11/19
Clemson	31/28	32/30	63-58	+5	23-48/18-42	.479/.429	5-15/4-12	.333/.333	12-18/18-21	.667/.857	33/20 +13	10/13	9/5	2/3	1/4	14/18
Virginia Tech	21/28	36/25	57-53	+4	20-51/19-43	.392/.442	9-25/6-17	.360/.353	8-15/9-15	.533/.600	28/29 (1)	11/10	7/14	3/4	7/3	13/18
NOTRE DAME	30/30	40/19	70-49	+21	28-44/21-54	.636/.389	7-15/5-15	.467/.333	7-9/2-7	.778/.286	31/23 +8	17/11	8/6	6/0	1/1	13/10
MIAMI (FLA.)	27/20	38/20	65-40	+25	20-44/12-46	.455/.261	9-16/0-12	.563/.000	16-20/16-27	.800/.593	37/30 +7	14/3	10/8	3/2	3/4	19/17
SYRACUSE	27/28	48/28	75-56	+19	27-54/20-56	.500/.357	8-16/5-22	.500/.227	13-19/11-14	.684/.786	39/29 +10	19/8	6/5	2/4	3/4	13/18
Maryland	35/34	29/30	69-75	(6)	22-57/23-48	.386/.479	6-21/5-17	.286/.294	19-27/24-30	.704/.800	30/35 (5)	13/8	8/12	5/4	4/3	23/19
Florida State	32/27	32/24	64-51	+13	23-48/20-47	.479/.426	6-20/3-10	.300/.300	12-17/8-11	.706/.727	31/25 +6	13/10	11/15	4/3	5/6	15/15
Pitt	26/24	25/24	51-48	+3	21-45/18-49	.467/.367	3-12/3-14	.250/.214	6-7/9-14	.857/.643	27/29 (2)	9/9	11/8	5/2	3/6	13/14
Duke	28/25	44/38	72-63	+9	21-47/24-63	.447/.381	5-12/8-14	.417/.571	25-38/7-11	.658/.636	39/34 +5	8/13	8/6	5/3	2/7	15/29
Coastal Carolina	30/35	40/24	70-59	+11	21-40/21-50	.525/.420	8-17/9-19	.471/.474	20-25/8-14	.800/.571	28/28 -	16/13	7/8	5/2	4/5	16/19
Memphis	35/20	43/40	78-60	+18	30-54/24-59	.556/.407	5-11/3-13	.455/.231	13-16/9-21	.813/.429	40/28 +12	13/16	10/6	6/3	3/7	16/14
Michigan State	27/31	32/30	59-61	(2)	20-57/21-47	.351/.447	6-18/5-14	.333/.357	13-17/14-18	.765/.778	35/32 +3	10/13	6/10	4/4	5/5	16/16

Note: Game totals are displayed in the format TEAM/OPPONENT for each category

2013-14 Virginia Basketball
Virginia Points-Rebounds-Assists (as of Mar 29, 2014)
All games

Opponent	Date	Score		01	04	05	10	11	12	13
				ANDERSON,J	FRAZIER,MA	JONES,TEVE	TOBEY,MIKE	NOLTE,EVAN	HARRIS,JOE	GILL,ANTHO
JAMES MADISON	11/08/13	61-41	w	5-3-1	0-0-0	0-0-0	10-3-1	2-1-0	5-7-1	13-2-0
VCU	11/12/13	56-59	L	3-3-1	DNP	1-0-1	5-9-0	DNP	18-5-2	0-4-0
vs Davidson	11/16/13	70-57	w	12-8-1	DNP	0-0-0	18-7-0	1-0-0	1-4-1	5-1-0
NAVY	11/19/13	67-42	w	0-8-1	0-2-0	0-1-0	13-8-1	0-0-3	16-3-3	18-5-0
LIBERTY	11/23/13	75-53	w	9-5-4	0-0-1	0-0-0	2-4-0	6-0-1	9-4-2	13-2-2
HAMPTON	11/26/13	69-40	w	12-4-1	0-0-0	1-0-1	4-3-0	4-1-0	20-2-3	7-4-2
vs SMU	11/29/13	76-73	w	4-1-1	DNP	0-1-0	3-1-0	12-2-0	15-1-2	19-7-1
vs Missouri State	11/30/13	83-63	w	23-2-2	0-0-1	0-0-0	14-6-0	0-0-0	15-4-3	8-8-0
WISCONSIN	12/04/13	38-48	L	2-7-0	DNP	DNP	7-4-0	0-0-0	2-2-4	6-6-0
at Green Bay	12/07/13	72-75	L	10-2-3	DNP	2-0-0	3-5-0	2-0-0	12-3-1	12-5-0
NORTHERN IOWA	12/21/13	57-43	w	16-4-3	DNP	0-0-0	0-1-0	0-1-0	12-7-3	0-3-0
NORFOLK STATE	12/23/13	66-56	w	14-8-3	DNP	4-1-1	3-4-0	3-0-0	12-7-2	7-0-0
at Tennessee	12/30/13	52-87	L	11-2-2	DNP	2-0-1	10-7-0	7-1-0	7-1-1	7-3-0
at Florida State	01/04/14	62-50	w	16-5-4	DNP	0-0-0	0-2-0	6-1-0	0-0-0	2-4-0
WAKE FOREST	01/08/14	74-51	w	11-2-0	0-0-0	0-2-2	6-4-2	3-3-0	11-1-2	10-4-1
at NC State	01/11/14	76-45	w	5-6-2	0-0-0	0-0-1	16-7-1	2-0-2	16-2-2	4-2-0
at Duke	01/13/14	65-69	L	12-3-1	DNP	0-0-0	8-4-1	0-0-0	15-7-0	2-2-0
FLORIDA STATE	01/18/14	78-66	w	10-0-1	DNP	2-0-0	13-3-2	DNP	18-4-3	8-4-0
NORTH CAROLINA	01/20/14	76-61	w	13-2-0	0-0-0	0-0-0	6-5-0	3-1-0	16-0-4	8-8-0
VIRGINIA TECH	01/25/14	65-45	w	5-4-1	0-0-0	2-0-0	8-5-1	0-1-1	12-1-3	7-5-1
at Notre Dame	01/28/14	68-53	w	9-0-1	DNP	0-0-0	14-4-0	3-1-0	9-2-4	5-3-0
at Pitt	02/02/14	48-45	w	4-1-1	DNP	DNP	4-3-0	0-0-0	11-3-3	1-6-0
BOSTON COLLEGE	02/05/14	77-67	w	13-4-4	DNP	0-0-0	0-0-0	9-3-0	9-1-2	13-7-0
at Georgia Tech	02/08/14	64-45	w	8-3-0	0-0-0	0-0-0	2-4-0	0-1-0	11-2-1	11-6-0
MARYLAND	02/10/14	61-53	w	4-3-2	DNP	0-0-1	4-2-0	DNP	19-2-4	1-0-0
at Clemson	02/15/14	63-58	w	3-0-0	DNP	DNP	14-5-0	0-0-0	16-5-3	12-3-0
at Virginia Tech	02/18/14	57-53	w	9-5-0	DNP	DNP	2-1-1	0-0-0	7-1-3	5-3-0
NOTRE DAME	02/22/14	70-49	w	7-2-1	DNP	0-0-0	2-4-1	3-0-0	8-3-2	15-3-3
MIAMI (FLA.)	02/26/14	65-40	w	5-4-0	0-0-0	0-0-0	2-1-0	3-1-1	11-1-5	9-3-2
SYRACUSE	03/01/14	75-56	w	11-2-2	0-0-0	DNP	11-8-0	DNP	7-3-4	4-2-0
at Maryland	03/09/14	69-75	L	5-3-1	DNP	DNP	2-0-0	3-2-0	12-2-0	15-2-1
vs Florida State	03/14/14	64-51	w	4-1-3	DNP	0-0-0	2-1-0	0-0-0	20-2-2	16-5-1
vs Pitt	03/15/14	51-48	w	2-2-0	DNP	DNP	4-1-0	0-0-0	12-4-0	10-5-1
vs Duke	03/16/14	72-63	w	0-2-2	DNP	DNP	8-4-0	DNP	15-2-2	12-7-0
vs Coastal Carolina	03/21/14	70-59	w	0-2-1	DNP	0-0-0	2-2-0	8-1-0	11-3-3	17-5-0
vs Memphis	03/23/14	78-60	w	10-4-4	DNP	0-0-0	11-6-0	6-1-0	16-5-1	13-8-1
vs Michigan State	03/28/14	59-61	L	3-3-0	DNP	0-0-0	4-1-0	2-5-0	17-3-3	3-1-0

2013-14 Virginia Basketball
Virginia Points-Rebounds-Assists (as of Mar 29, 2014)
All games

Opponent	Date	Score		15	21	23	24	25	30	32
				BROGDON,MA	VOZENILEK,	PERRANTES,	KIRVEN,CAI	MITCHELL,A	ROGERS,THO	ATKINS,DAR
JAMES MADISON	11/08/13	61-41	w	9-6-1	0-0-0	2-2-1	0-0-0	7-3-3	0-1-0	8-11-1
VCU	11/12/13	56-59	L	10-5-2	DNP	2-4-1	DNP	9-2-2	DNP	8-8-0
vs Davidson	11/16/13	70-57	w	17-7-2	DNP	5-2-5	0-0-0	11-9-0	0-0-0	0-4-1
NAVY	11/19/13	67-42	w	13-4-0	0-0-1	0-1-2	2-0-0	5-5-4	0-1-0	0-1-1
LIBERTY	11/23/13	75-53	w	12-2-1	2-0-0	3-0-6	0-0-0	8-3-2	4-1-0	7-9-2
HAMPTON	11/26/13	69-40	w	5-4-1	3-5-2	0-6-4	2-0-0	2-4-1	0-0-0	7-5-2
vs SMU	11/29/13	76-73	w	7-4-3	DNP	9-0-3	DNP	6-9-1	DNP	1-1-0
vs Missouri State	11/30/13	83-63	w	13-7-5	0-0-0	1-2-6	0-0-0	0-5-1	3-0-0	6-1-2
WISCONSIN	12/04/13	38-48	L	5-7-2	DNP	8-2-0	DNP	5-3-0	DNP	3-1-0
at Green Bay	12/07/13	72-75	L	17-6-2	DNP	4-1-4	DNP	10-5-1	DNP	0-1-0
NORTHERN IOWA	12/21/13	57-43	w	8-7-1	0-0-0	9-4-5	DNP	4-7-2	0-0-0	8-5-0
NORFOLK STATE	12/23/13	66-56	w	7-5-2	DNP	4-2-2	DNP	8-7-1	DNP	4-1-0
at Tennessee	12/30/13	52-87	L	0-6-2	DNP	2-2-2	DNP	4-9-0	DNP	2-1-0
at Florida State	01/04/14	62-50	w	11-6-1	DNP	14-4-3	DNP	11-13-1	DNP	2-2-0
WAKE FOREST	01/08/14	74-51	w	14-6-2	2-0-0	3-0-5	0-0-0	7-7-2	0-1-1	7-4-0
at NC State	01/11/14	76-45	w	13-2-1	DNP	8-1-5	0-1-0	8-12-0	0-0-0	4-2-0
at Duke	01/13/14	65-69	L	17-5-0	DNP	2-2-3	DNP	7-9-1	DNP	2-1-0
FLORIDA STATE	01/18/14	78-66	w	16-4-6	DNP	2-3-4	DNP	9-4-2	DNP	0-1-0
NORTH CAROLINA	01/20/14	76-61	w	16-6-1	0-0-0	8-2-9	0-0-0	6-11-1	0-0-0	0-0-1
VIRGINIA TECH	01/25/14	65-45	w	18-6-3	0-0-0	4-1-4	DNP	6-3-0	0-1-0	2-1-0
at Notre Dame	01/28/14	68-53	w	16-7-6	DNP	4-2-5	DNP	6-6-2	DNP	2-0-0
at Pitt	02/02/14	48-45	w	16-5-4	DNP	2-2-4	DNP	10-12-1	DNP	0-0-0
BOSTON COLLEGE	02/05/14	77-67	w	17-11-7	DNP	5-5-1	DNP	7-6-3	DNP	4-1-0
at Georgia Tech	02/08/14	64-45	w	14-11-3	DNP	2-4-3	0-0-0	8-8-3	0-0-0	8-4-0
MARYLAND	02/10/14	61-53	w	14-3-1	DNP	4-4-4	DNP	13-6-3	DNP	2-4-1
at Clemson	02/15/14	63-58	w	14-8-0	DNP	0-0-6	DNP	2-9-1	DNP	2-0-0
at Virginia Tech	02/18/14	57-53	w	12-3-3	DNP	11-0-3	DNP	7-10-1	DNP	4-3-0
NOTRE DAME	02/22/14	70-49	w	13-7-6	0-0-0	5-3-3	0-1-0	15-4-1	0-0-0	2-2-0
MIAMI (FLA.)	02/26/14	65-40	w	15-4-2	0-0-0	15-3-4	0-0-0	3-9-0	0-1-0	2-2-0
SYRACUSE	03/01/14	75-56	w	19-5-5	0-1-1	6-4-7	0-0-0	12-9-0	3-0-0	2-0-0
at Maryland	03/09/14	69-75	L	12-5-7	DNP	14-4-3	DNP	4-4-1	DNP	2-0-0
vs Florida State	03/14/14	64-51	w	6-9-3	DNP	6-1-3	DNP	4-6-1	DNP	6-2-0
vs Pitt	03/15/14	51-48	w	10-3-3	DNP	5-2-5	DNP	8-8-0	DNP	0-0-0
vs Duke	03/16/14	72-63	w	23-3-1	DNP	7-3-3	DNP	7-15-0	DNP	0-0-0
vs Coastal Carolina	03/21/14	70-59	w	14-5-5	DNP	12-1-6	DNP	4-6-1	0-0-0	2-0-0
vs Memphis	03/23/14	78-60	w	10-2-4	DNP	8-0-2	DNP	4-5-1	0-0-0	0-1-0
vs Michigan State	03/28/14	59-61	L	17-5-3	DNP	7-2-4	DNP	4-6-0	DNP	2-3-0

2013-14 Virginia Basketball
Virginia Points-Rebounds-Assists (as of Mar 29, 2014)
All games

34

Opponent	Date	Score		JONES,JEFF
JAMES MADISON	11/08/13	61-41	w	0-1-0
VCU	11/12/13	56-59	L	DNP
vs Davidson	11/16/13	70-57	w	DNP
NAVY	11/19/13	67-42	w	0-0-0
LIBERTY	11/23/13	75-53	w	0-0-0
HAMPTON	11/26/13	69-40	w	2-1-0
vs SMU	11/29/13	76-73	w	DNP
vs Missouri State	11/30/13	83-63	w	0-0-0
WISCONSIN	12/04/13	38-48	L	DNP
at Green Bay	12/07/13	72-75	L	DNP
NORTHERN IOWA	12/21/13	57-43	w	DNP
NORFOLK STATE	12/23/13	66-56	w	DNP
at Tennessee	12/30/13	52-87	L	DNP
at Florida State	01/04/14	62-50	w	DNP
WAKE FOREST	01/08/14	74-51	w	0-1-0
at NC State	01/11/14	76-45	w	DNP
at Duke	01/13/14	65-69	L	DNP
FLORIDA STATE	01/18/14	78-66	w	DNP
NORTH CAROLINA	01/20/14	76-61	w	0-0-0
VIRGINIA TECH	01/25/14	65-45	w	1-2-0
at Notre Dame	01/28/14	68-53	w	DNP
at Pitt	02/02/14	48-45	w	DNP
BOSTON COLLEGE	02/05/14	77-67	w	DNP
at Georgia Tech	02/08/14	64-45	w	DNP
MARYLAND	02/10/14	61-53	w	DNP
at Clemson	02/15/14	63-58	w	DNP
at Virginia Tech	02/18/14	57-53	w	DNP
NOTRE DAME	02/22/14	70-49	w	DNP
MIAMI (FLA.)	02/26/14	65-40	w	0-0-0
SYRACUSE	03/01/14	75-56	w	0-0-0
at Maryland	03/09/14	69-75	L	DNP
vs Florida State	03/14/14	64-51	w	DNP
vs Pitt	03/15/14	51-48	w	DNP
vs Duke	03/16/14	72-63	w	DNP
vs Coastal Carolina	03/21/14	70-59	w	DNP
vs Memphis	03/23/14	78-60	w	DNP
vs Michigan State	03/28/14	59-61	L	DNP

2013-14 Virginia Basketball
Virginia Game-by-Game Highs (as of Mar 29, 2014)
All games

Opponent	Date	Score	Points	Rebounds	Assists	Steals	Blocked shots
JAMES MADISON	11/08/13	61-41	13-Anthony Gill	11-Darion Atkins	3-Akil Mitchell	2-Malcolm Brogdon London Perrantes	1-Anthony Gill
VCU	11/12/13	56-59	18-Joe Harris	9-Mike Tobey	2-Akil Mitchell Malcolm Brogdon Joe Harris	1-Malcolm Brogdon Anthony Gill Darion Atkins London Perrantes	2-Mike Tobey Akil Mitchell Darion Atkins
vs Davidson	11/16/13	70-57	18-Mike Tobey	9-Akil Mitchell	5-London Perrantes	2-Joe Harris Malcolm Brogdon	2-Mike Tobey
NAVY	11/19/13	67-42	18-Anthony Gill	8-Justin Anderson Mike Tobey	4-Akil Mitchell	2-Malcolm Brogdon Mike Tobey	1-Jeff Jones Justin Anderson London Perrantes
LIBERTY	11/23/13	75-53	13-Anthony Gill	9-Darion Atkins	6-London Perrantes	3-Akil Mitchell	2-Anthony Gill
HAMPTON	11/26/13	69-40	20-Joe Harris	6-London Perrantes	4-London Perrantes	2-Joe Harris Malcolm Brogdon Justin Anderson	3-Justin Anderson
vs SMU	11/29/13	76-73	19-Anthony Gill	9-Akil Mitchell	3-London Perrantes Malcolm Brogdon	2-Evan Nolte	1-Darion Atkins
vs Missouri State	11/30/13	83-63	23-Justin Anderson	8-Anthony Gill	6-London Perrantes	2-London Perrantes	1-Akil Mitchell Mike Tobey
WISCONSIN	12/04/13	38-48	8-London Perrantes	7-Justin Anderson Malcolm Brogdon	4-Joe Harris	2-Joe Harris	2-Mike Tobey Darion Atkins Justin Anderson
at Green Bay	12/07/13	72-75	17-Malcolm Brogdon	6-Malcolm Brogdon	4-London Perrantes	1-Mike Tobey Joe Harris London Perrantes	1-Akil Mitchell Mike Tobey Justin Anderson
NORTHERN IOWA	12/21/13	57-43	16-Justin Anderson	7-Malcolm Brogdon Akil Mitchell Joe Harris	5-London Perrantes	2-Akil Mitchell	5-Darion Atkins
NORFOLK STATE	12/23/13	66-56	14-Justin Anderson	8-Justin Anderson	3-Justin Anderson	4-Malcolm Brogdon	2-Mike Tobey
at Tennessee	12/30/13	52-87	11-Justin Anderson	9-Akil Mitchell	2-Justin Anderson Malcolm Brogdon London Perrantes	2-London Perrantes	2-Justin Anderson Mike Tobey
at Florida State	01/04/14	62-50	16-Justin Anderson	13-Akil Mitchell	4-Justin Anderson	1-Malcolm Brogdon Akil Mitchell London Perrantes	1-Mike Tobey Akil Mitchell Evan Nolte
WAKE FOREST	01/08/14	74-51	14-Malcolm Brogdon	7-Akil Mitchell	5-London Perrantes	3-London Perrantes	1-Darion Atkins Akil Mitchell
at NC State	01/11/14	76-45	16-Mike Tobey Joe Harris	12-Akil Mitchell	5-London Perrantes	3-Joe Harris	2-Mike Tobey
at Duke	01/13/14	65-69	17-Malcolm Brogdon	9-Akil Mitchell	3-London Perrantes	3-Joe Harris	1-Akil Mitchell
FLORIDA STATE	01/18/14	78-66	18-Joe Harris	4-Malcolm Brogdon Akil Mitchell Joe Harris Anthony Gill	6-Malcolm Brogdon	4-Malcolm Brogdon	2-Mike Tobey
NORTH CAROLINA	01/20/14	76-61	16-Malcolm Brogdon Joe Harris	11-Akil Mitchell	9-London Perrantes	3-Malcolm Brogdon	1-Anthony Gill Mike Tobey
VIRGINIA TECH	01/25/14	65-45	18-Malcolm Brogdon	6-Malcolm Brogdon	4-London Perrantes	1-Darion Atkins Malcolm Brogdon Teven Jones Joe Harris	3-Justin Anderson
at Notre Dame	01/28/14	68-53	16-Malcolm Brogdon	7-Malcolm Brogdon	6-Malcolm Brogdon	5-Malcolm Brogdon	1-Justin Anderson Akil Mitchell Mike Tobey

2013-14 Virginia Basketball
Virginia Game-by-Game Highs (as of Mar 29, 2014)
All games

Opponent	Date	Score	Points	Rebounds	Assists	Steals	Blocked shots
at Pitt	02/02/14	48-45	16-Malcolm Brogdon	12-Akil Mitchell	4-London Perrantes Malcolm Brogdon	1-Anthony Gill Akil Mitchell	Anthony Gill 2-Mike Tobey
BOSTON COLLEGE	02/05/14	77-67	17-Malcolm Brogdon	11-Malcolm Brogdon	7-Malcolm Brogdon	5-Joe Harris	1-Evan Nolte
at Georgia Tech	02/08/14	64-45	14-Malcolm Brogdon	11-Malcolm Brogdon	3-Malcolm Brogdon London Perrantes Akil Mitchell	3-London Perrantes	1-Joe Harris Justin Anderson
MARYLAND	02/10/14	61-53	19-Joe Harris	6-Akil Mitchell	4-Joe Harris London Perrantes	1-Akil Mitchell London Perrantes	2-Justin Anderson
at Clemson	02/15/14	63-58	16-Joe Harris	9-Akil Mitchell	6-London Perrantes	1-Joe Harris	2-Mike Tobey
at Virginia Tech	02/18/14	57-53	12-Malcolm Brogdon	10-Akil Mitchell	3-Malcolm Brogdon London Perrantes Joe Harris	3-Joe Harris	1-Akil Mitchell Anthony Gill Mike Tobey
NOTRE DAME	02/22/14	70-49	15-Anthony Gill Akil Mitchell	7-Malcolm Brogdon	6-Malcolm Brogdon	1-Joe Harris	4-Mike Tobey
MIAMI (FLA.)	02/26/14	65-40	15-Malcolm Brogdon London Perrantes	9-Akil Mitchell	5-Joe Harris	2-Malcolm Brogdon	1-Mike Tobey Justin Anderson Anthony Gill
SYRACUSE	03/01/14	75-56	19-Malcolm Brogdon	9-Akil Mitchell	7-London Perrantes	1-Anthony Gill Joe Harris Mike Tobey	1-Maleek Frazier London Perrantes
at Maryland	03/09/14	69-75	15-Anthony Gill	5-Malcolm Brogdon	7-Malcolm Brogdon	1-Akil Mitchell Justin Anderson Joe Harris Anthony Gill	2-Anthony Gill
vs Florida State	03/14/14	64-51	20-Joe Harris	9-Malcolm Brogdon	3-Malcolm Brogdon Justin Anderson London Perrantes	2-Joe Harris	2-Anthony Gill
vs Pitt	03/15/14	51-48	12-Joe Harris	8-Akil Mitchell	5-London Perrantes	2-London Perrantes	1-Justin Anderson Evan Nolte Akil Mitchell Darion Atkins Anthony Gill
vs Duke	03/16/14	72-63	23-Malcolm Brogdon	15-Akil Mitchell	3-London Perrantes	1-Anthony Gill Akil Mitchell	2-Akil Mitchell Darion Atkins
vs Coastal Carolina	03/21/14	70-59	17-Anthony Gill	6-Akil Mitchell	6-London Perrantes	2-Malcolm Brogdon	2-Anthony Gill Akil Mitchell
vs Memphis	03/23/14	78-60	16-Joe Harris	8-Anthony Gill	4-Justin Anderson Malcolm Brogdon	2-Akil Mitchell	2-Anthony Gill Mike Tobey Justin Anderson
vs Michigan State	03/28/14	59-61	17-Joe Harris Malcolm Brogdon	6-Akil Mitchell	4-London Perrantes	3-Malcolm Brogdon	2-Akil Mitchell

Individual Career History

Justin Anderson

Season	gp-gs	min/avg	Total		3-Point		F-Throws		Rebounds				Scoring							
			fg-fga	pct	fg-fga	pct	ft-fta	pct	off	def	tot	avg	pf	fo	ast	to	blk	stl	pts	avg
2012-13	35-17	841/24.0	89-212	.420	20-66	.303	68-89	.764	32	84	116	3.3	49	0	81	43	42	30	266	7.6
2013-14	37-5	796/21.5	96-236	.407	30-102	.294	68-95	.716	26	94	120	3.2	58	1	54	51	28	13	290	7.8
TOTAL	72-22	1637/22.7	185-448	.413	50-168	.298	136-184	.739	58	178	236	3.3	107	1	135	94	70	43	556	7.7

Darion Atkins

Season	gp-gs	min/avg	Total		3-Point		F-Throws		Rebounds				Scoring							
			fg-fga	pct	fg-fga	pct	ft-fta	pct	off	def	tot	avg	pf	fo	ast	to	blk	stl	pts	avg
2011-12	27-0	275/10.2	25-43	.581	0-0	.000	11-19	.579	23	39	62	2.3	50	1	3	5	19	12	61	2.3
2012-13	26-12	407/15.7	53-108	.491	0-0	.000	15-25	.600	28	53	81	3.1	41	1	9	22	28	11	121	4.7
2013-14	37-3	386/10.4	45-93	.484	0-0	.000	21-36	.583	34	48	82	2.2	47	0	11	25	19	6	111	3.0
TOTAL	90-15	1068/11.9	123-244	.504	0-0	.000	47-80	.588	85	140	225	2.5	138	2	23	52	66	29	293	3.3

Malcolm Brogdon

Season	gp-gs	min/avg	Total		3-Point		F-Throws		Rebounds				Scoring							
			fg-fga	pct	fg-fga	pct	ft-fta	pct	off	def	tot	avg	pf	fo	ast	to	blk	stl	pts	avg
2011-12	28-1	626/22.4	63-159	.396	22-68	.324	40-50	.800	14	64	78	2.8	38	0	38	44	3	14	188	6.7
2013-14	37-37	1163/31.4	150-363	.413	44-119	.370	126-144	.875	33	168	201	5.4	71	0	101	53	5	44	470	12.7
TOTAL	65-38	1789/27.5	213-522	.408	66-187	.353	166-194	.856	47	232	279	4.3	109	0	139	97	8	58	658	10.1

Maleek Frazier

Season	gp-gs	min/avg	Total		3-Point		F-Throws		Rebounds				Scoring							
			fg-fga	pct	fg-fga	pct	ft-fta	pct	off	def	tot	avg	pf	fo	ast	to	blk	stl	pts	avg
2013-14	12-0	23/1.9	0-4	.000	0-1	.000	0-0	.000	0	2	2	0.2	4	0	2	4	1	1	0	0.0
TOTAL	12-0	23/1.9	0-4	.000	0-1	.000	0-0	.000	0	2	2	0.2	4	0	2	4	1	1	0	0.0

Anthony Gill

Season	gp-gs	min/avg	Total		3-Point		F-Throws		Rebounds				Scoring							
			fg-fga	pct	fg-fga	pct	ft-fta	pct	off	def	tot	avg	pf	fo	ast	to	blk	stl	pts	avg
2013-14	37-6	733/19.8	111-189	.587	0-0	.000	96-153	.627	49	99	148	4.0	77	0	16	41	20	11	318	8.6
TOTAL	37-6	733/19.8	111-189	.587	0-0	.000	96-153	.627	49	99	148	4.0	77	0	16	41	20	11	318	8.6

Devon Hall

Joe Harris

Season	gp-gs	min/avg	Total		3-Point		F-Throws		Rebounds				Scoring							
			fg-fga	pct	fg-fga	pct	ft-fta	pct	off	def	tot	avg	pf	fo	ast	to	blk	stl	pts	avg
2010-11	31-25	910/29.4	107-256	.418	65-156	.417	44-58	.759	35	100	135	4.4	69	2	39	49	11	27	323	10.4
2011-12	32-31	969/30.3	121-274	.442	49-129	.380	71-92	.772	29	95	124	3.9	68	2	55	46	12	23	362	11.3
2012-13	35-35	1139/32.5	191-408	.468	77-181	.425	111-150	.740	30	111	141	4.0	82	2	76	70	17	31	570	16.3
2013-14	37-37	1066/28.8	149-338	.441	72-180	.400	73-114	.640	22	87	109	2.9	88	0	84	48	8	35	443	12.0
TOTAL	135-128	4084/30.3	568-1276	.445	263-646	.407	299-414	.722	116	393	509	3.8	307	6	254	213	48	116	1698	12.6

Jeff Jones

Season	gp-gs	min/avg	Total		3-Point		F-Throws		Rebounds				Scoring							
			fg-fga	pct	fg-fga	pct	ft-fta	pct	off	def	tot	avg	pf	fo	ast	to	blk	stl	pts	avg
2013-14	10-0	21/2.1	1-3	.333	0-1	.000	1-3	.333	0	5	5	0.5	0	0	0	1	1	1	3	0.3
TOTAL	10-0	21/2.1	1-3	.333	0-1	.000	1-3	.333	0	5	5	0.5	0	0	0	1	1	1	3	0.3

Individual Career History

Teven Jones

Season	gp-gs	min/avg	Total		3-Point		F-Throws		Rebounds				Scoring							
			fg-fga	pct	fg-fga	pct	ft-fta	pct	off	def	tot	avg	pf	fo	ast	to	blk	stl	pts	avg
2012-13	30-9	405/13.5	27-72	.375	11-30	.367	22-27	.815	1	20	21	0.7	49	0	34	27	2	14	87	2.9
2013-14	29-0	125/4.3	4-24	.167	0-7	.000	6-16	.375	2	3	5	0.2	12	0	8	1	0	4	14	0.5
TOTAL	59-9	530/9.0	31-96	.323	11-37	.297	28-43	.651	3	23	26	0.4	61	0	42	28	2	18	101	1.7

Caid Kirven

Season	gp-gs	min/avg	Total		3-Point		F-Throws		Rebounds				Scoring							
			fg-fga	pct	fg-fga	pct	ft-fta	pct	off	def	tot	avg	pf	fo	ast	to	blk	stl	pts	avg
2012-13	6-0	13/2.2	0-2	.000	0-0	.000	0-0	.000	0	3	3	0.5	1	0	0	3	0	0	0	0.0
2013-14	13-0	27/2.1	2-4	.500	0-0	.000	0-0	.000	1	1	2	0.2	1	0	0	1	0	0	4	0.3
TOTAL	19-0	40/2.1	2-6	.333	0-0	.000	0-0	.000	1	4	5	0.3	2	0	0	4	0	0	4	0.2

Akil Mitchell

Season	gp-gs	min/avg	Total		3-Point		F-Throws		Rebounds				Scoring							
			fg-fga	pct	fg-fga	pct	ft-fta	pct	off	def	tot	avg	pf	fo	ast	to	blk	stl	pts	avg
2010-11	29-1	438/15.1	27-80	.338	1-8	.125	15-29	.517	22	64	86	3.0	51	1	24	17	6	18	70	2.4
2011-12	32-15	705/22.0	52-103	.505	0-0	.000	27-53	.509	39	102	141	4.4	71	1	27	26	10	21	131	4.1
2012-13	35-35	1069/30.5	177-325	.545	0-2	.000	106-153	.693	94	218	312	8.9	74	0	52	63	14	45	460	13.1
2013-14	37-36	952/25.7	105-187	.561	0-1	.000	41-96	.427	72	187	259	7.0	70	0	44	49	21	29	251	6.8
TOTAL	133-87	3164/23.8	361-695	.519	1-11	.091	189-331	.571	227	571	798	6.0	266	2	147	155	51	113	912	6.9

Evan Nolte

Season	gp-gs	min/avg	Total		3-Point		F-Throws		Rebounds				Scoring							
			fg-fga	pct	fg-fga	pct	ft-fta	pct	off	def	tot	avg	pf	fo	ast	to	blk	stl	pts	avg
2012-13	35-8	694/19.8	65-157	.414	42-108	.389	26-33	.788	21	63	84	2.4	78	2	36	21	16	27	198	5.7
2013-14	32-0	297/9.3	26-66	.394	17-51	.333	19-26	.731	7	20	27	0.8	27	0	8	10	3	7	88	2.8
TOTAL	67-8	991/14.8	91-223	.408	59-159	.371	45-59	.763	28	83	111	1.7	105	2	44	31	19	34	286	4.3

London Perrantes

Season	gp-gs	min/avg	Total		3-Point		F-Throws		Rebounds				Scoring							
			fg-fga	pct	fg-fga	pct	ft-fta	pct	off	def	tot	avg	pf	fo	ast	to	blk	stl	pts	avg
2013-14	37-33	1105/29.9	61-159	.384	38-87	.437	43-50	.860	8	73	81	2.2	62	0	140	40	4	33	203	5.5
TOTAL	37-33	1105/29.9	61-159	.384	38-87	.437	43-50	.860	8	73	81	2.2	62	0	140	40	4	33	203	5.5

Thomas Rogers

Season	gp-gs	min/avg	Total		3-Point		F-Throws		Rebounds				Scoring							
			fg-fga	pct	fg-fga	pct	ft-fta	pct	off	def	tot	avg	pf	fo	ast	to	blk	stl	pts	avg
2010-11	6-0	8/1.3	0-2	.000	0-2	.000	0-0	.000	0	0	0	0.0	0	0	0	0	0	0	0	0.0
2011-12	7-0	19/2.7	0-6	.000	0-6	.000	0-0	.000	0	3	3	0.4	3	0	1	1	0	0	0	0.0
2012-13	10-0	22/2.2	0-7	.000	0-3	.000	0-2	.000	0	5	5	0.5	2	0	2	2	0	0	0	0.0
2013-14	17-0	33/1.9	3-6	.500	3-5	.600	1-2	.500	0	6	6	0.4	2	0	1	5	0	0	10	0.6
TOTAL	40-0	82/2.1	3-21	.143	3-16	.188	1-4	.250	0	14	14	0.4	7	0	4	8	0	0	10	0.3

Mike Tobey

Season	gp-gs	min/avg	Total		3-Point		F-Throws		Rebounds				Scoring							
			fg-fga	pct	fg-fga	pct	ft-fta	pct	off	def	tot	avg	pf	fo	ast	to	blk	stl	pts	avg
2012-13	30-2	416/13.9	87-164	.530	3-5	.600	27-34	.794	34	52	86	2.9	40	0	13	21	18	3	204	6.8
2013-14	37-28	668/18.1	99-206	.481	1-3	.333	38-56	.679	70	69	139	3.8	73	0	11	34	39	9	237	6.4
TOTAL	67-30	1084/16.2	186-370	.503	4-8	.500	65-90	.722	104	121	225	3.4	113	0	24	55	57	12	441	6.6

Individual Career History

Rob Vozenilek

Season	gp-gs	min/avg	Total		3-Point		F-Throws		Rebounds				Scoring							
			fg-fga	pct	fg-fga	pct	ft-fa	pct	off	def	tot	avg	pf	fo	ast	to	blk	stl	pts	avg
2011-12	7-0	17/2.4	0-5	.000	0-0	.000	1-2	.500	0	0	0	0.0	1	0	0	0	0	1	1	0.1
2013-14	12-0	30/2.5	3-6	.500	1-2	.500	0-1	.000	1	5	6	0.5	2	0	4	3	1	0	7	0.6
TOTAL	19-0	47/2.5	3-11	.273	1-2	.500	1-3	.333	1	5	6	0.3	3	0	4	3	1	1	8	0.4