



GEORGIA TECH FOOTBALL

2014 Orange Bowl Champions 25th Anniversary of the 1990 National Championship • 4 National Championships • 15 Conference Titles • 18 Consecutive Bowl Games

2015 SCHEDULE/RESULTS

• Overall: **3-5** | ACC: **1-4** | Place: **7th**
• Home: **3-2** | Away: **0-3** | Streak: **W1**

Date	Opponent	Time	TV
Sept. 3	ALCORN STATE		W, 69-6
Sept. 12	TULANE		W, 65-10
Sept. 19	at #9 Notre Dame		L, 22-30
Sept. 26	at #22 Duke *		L, 20-34
Oct. 3	NORTH CAROLINA *		L, 31-38
Oct. 10	at #3 Clemson *		L, 24-43
Oct. 17	#23 PITTSBURGH *		L, 28-31
Oct. 24	#17 FLORIDA STATE *		W, 22-16
Oct. 31	at Virginia *	3 p.m.	RSN
Nov. 12	VIRGINIA TECH *	7:30 p.m.	ESPN
Nov. 21	at Miami *	--	--
Nov. 28	GEORGIA	--	--

All times Eastern; Home games in **BOLD CAPS**
Ranking is current AP poll; * ACC game

TV: RSN

- **Play-by-Play** Wes Durham
- **Analyst** James Bates
- **Sideline** Niki Noto
- **Producer** David Barringer

RADIO: GEORGIA TECH IMG SPORTS NETWORK

- **Play-by-Play** Brandon Gaudin
- **Analyst** Sean Bedford
- **Sideline** Randy Waters
- **Engineer** Miller Pope
- **Studio Host** Stephen Hartzell
- In Atlanta: 680 The Fan; 93.7/98.9 FM
- Satellite: XM 194 / Sirius 119 (Virginia broadcast)
- Online: RamblinWreck.com
- Mobile App: Georgia Tech Gameday
- TuneIn: buzz.gt/LiveTuneIn

TWITTER: #TOGETHERWESWARM

- **Game Hashtag** #FSUvsGT
- **Official Account** @GTAthletics
- **In-Game Updates** @GeorgiaTechFB
- **Coach Paul Johnson** @GTPaulJohnson

NEXT: HOME vs. VIRGINIA TECH

- **Date** Thursday, Nov. 12
- **Time** 7:30 p.m. ET
- **Network** ESPN
- **Series** Virginia Tech leads 8-4

MEDIA: GEORGIA TECH COMMUNICATIONS

- **Football Contact:** Mike DeGeorge • @MikeDeGeorge
Office: 404-894-5445 • **Cell:** 404-263-9478
Email: mdegeorge@athletics.gatech.edu
- **Secondary:** Brittany McCormick • @britt_mccormick
Office: 404-894-5445 • **Cell:** 908-839-7274
Email: bmccormick@athletics.gatech.edu
- **Credentials:** Mike Stamus • @BusterStamus
Office: 404-894-5445 • **Cell:** 404-218-9723
Email: mstamus@athletics.gatech.edu

GEORGIA TECH (3-5, 1-4) vs. VIRGINIA (2-5, 1-2)

SATURDAY, OCTOBER 31, 2015 • 3 P.M. ET • CHARLOTTESVILLE, VA. • SCOTT STADIUM • RSN

Location Charlottesville, Va.
Site Scott Stadium
Capacity 61,500
Surface Grass
TV RSN
Radio GT/IMG Sports Network
Series Tech leads 19-17-1
Last Meeting Nov. 1, 2014
@Georgia Tech 35, Virginia 10



VIRGINIA
Rankings (AP / Coaches) -- / --
Head Coach Mike London (Richmond '83)
Career Record / at UVA 49-48 (9th) / 25-43 (6th)
Record vs. Georgia Tech 1-4



GEORGIA TECH
Rankings (AP / Coaches) -- / --
Head Coach Paul Johnson (Western Carolina '79)
Career Record / at GT 168-79 (19th) / 61-40 (8th)
Record vs. Virginia 5-2

JACKETS, CAVS CLASH IN CHARLOTTESVILLE

- Looking to build on a win on its last-second win, Georgia Tech hits the road Saturday for an ACC Coastal Division clash in Charlottesville vs. Virginia.
- Tech has won three straight in the series and five of the last six.
- The game is live on the ACC's regional sports networks, including Fox Sports South, and can be heard on the Georgia Tech IMG Sports Network, locally on 680 The Fan and 93.7 FM.



Lance Austin's game-winning 78-yard return for TD of a blocked field goal against FSU is one of the signature moments in college football this season.

QUICK SLANTS

- **The Jackets are fresh off a thrilling win over No. 9 Florida State** in what is being called the "Miracle on Techwood" as Lance Austin returned a blocked field goal 78 yards for the winning touchdown as time expired.
- The FSU win improved head coach **Paul Johnson to 6-3 in home games versus Top 25 teams, 3-1 versus Top 10 teams.**
- **Tech is tied for second nationally in Red Zone TD percentage,** converting 78.6% of its Red Zone possessions into touchdowns. The Jackets' 22 touchdowns in the Red Zone are 10th-most in the FBS.
- Through eight games, **Georgia Tech remains the least penalized team in the nation.** The Yellow Jackets are averaging just 3.3 penalties and 30.4 penalty yards per game -- both FBS lows.
- **Tech has amassed 71 rushing plays of 10+ yards** -- tied for the third-most in the FBS behind Baylor (82) and Georgia Southern (76).
- **Tech was named the AutoNation National Team of the Week** this week, while Jamal Golden earned both Walter Camp National Defensive Player of the Week and ACC Defensive Back of the Week, Lance Austin was the ACC Special Teams Player of the Week and Harrison Butker was a Lou Groza National Kicker of the Week.
- Junior QB **Justin Thomas is 4-3 in his career versus Top 25 teams** -- 3-3 against teams ranked 10th or higher.
- **The combined record of Tech's last six opponents is 37-5, with five of the six currently ranked in the AP Top 25.** Tech's schedule to date is ranked as the second-toughest nationally, behind Texas.
- **Georgia Tech has played 17 previous times on Halloween,** and the Yellow Jackets are 10-7 when playing on Oct. 31 and have won three straight Halloween games.
- Senior DB **Chris Milton is the FBS's active career leader with seven blocked kicks.** Georgia Tech has blocked 14 kicks since 2013 -- the most in the FBS. Two of Milton's seven career blocked kicks have come this season.
- The 2015 season marks the **25th anniversary of Georgia Tech's 1990 National Championship.** A full season of events are planned and a special 25th Anniversary coin will be used by the game officials for every coin toss at home.
- **One of Tech's all-time great victories came at Virginia** during the Jackets' 1990 National Championship season. Tech beat the No. 1 Cavaliers, 41-38, on a field goal with seven seconds left.

SERIES NOTES

- Georgia Tech and Virginia will meet for the 38th time on the gridiron and the 33rd time as ACC rivals.
- The Yellow Jackets lead the all-time series, 19-17-1, and have won three straight and five of the last six.
- Georgia Tech has won two of the last three in Charlottesville, but UVA leads the series at Scott Stadium 10-4-1.

#SWARMSTATS: BY THE NUMBERS

- 78%** The Yellow Jackets have scored a touchdown on 78% (22 of 28) of their Red Zone possessions this season -- tied for the nation's second-best percentage with NC State.
- 233** Tech has not been shut out in 233 consecutive games -- the nation's seventh-longest active streak. The Jackets were last blanked Oct. 18, 1997, a 38-0 loss at No. 3 Florida State.
- 31,309** The total number of yards the Yellow Jackets have rushed for in 7+ seasons under Paul Johnson. No team in college football has more in that time.

<p>MON 26</p> <p>11 a.m. - Game notes released on RamblinWreck.com</p> <p>11:30 a.m. - Johnson press conference (Goldsmith Conference Room)</p> <p>4:30 p.m. - Practice</p> <p>5:45 p.m. - Media availability for offensive players/coaches</p> <p>7 p.m. - Paul Johnson Radio Show (Hudson Grille Midtown)</p>	<p>TUE 27</p> <p>11 a.m. - Depth chart released on RamblinWreck.com</p> <p>3:45 p.m. - Practice</p> <p>5:45 p.m. - Media availability for defensive players/coaches</p>	<p>WED 28</p> <p>11:20 a.m. - Coach Johnson on ACC Teleconference</p> <p>3:45 p.m. - Practice</p> <p>5:45 p.m. - Media availability head coach Paul Johnson</p>	<p>THU 29</p> <p>NO AVAILABILITY</p> <p>6 p.m. - Georgia Tech injury report released to media</p>	<p>FRI 30</p> <p>NO AVAILABILITY</p>	<p>SAT 31</p> <p>3 p.m. - Game #10 vs. Virginia (RSN)</p> <p>Postgame - Johnson and selected players available for interviews. Locker Room closed.</p>	<p>SUN 1</p> <p>NO AVAILABILITY</p>
--	--	--	---	--	---	---

COLLEGEPRESSBOX.com is the official media website for Division I football. Access and download weekly game notes, quotes, statistics, media guides, headshots, logos and more for each conference and its member schools. Login information will be distributed to accredited media or you can apply for a password by sending an e-mail to password@collegepressbox.com

MORE ON THE UVA SERIES

- One of Tech's all-time greatest victories was a 41-38 win against UVA in Charlottesville in 1990 when the Cavaliers were ranked No. 1 nationally and the Jackets went on to win a share of the national championship.
- Tech's Scott Sisson nailed a 37-yard field goal with seven seconds remaining to beat Virginia in 1990, which stands as one of two Tech victories over a No. 1-ranked team in school history.
- The two teams have met every season since 1982.
- Georgia Tech head coach Paul Johnson is 5-2 all-time against Virginia.
- Georgia Tech is 38-26-1 all-time against teams from Virginia.

Tech Versus Teams from Virginia

Virginia	19-17-1	2014
Virginia Tech	4-8	2014
VMI	14-1	1988
William & Mary	1-0	1979
Total	38-26-1	

TECH-UVA CONNECTIONS

- Offensive line coach Mike Sewak was a three-year letterman for the Cavaliers from 1978-80 as an offensive lineman and earned a degree in psychology from Virginia in 1981.
- Linebackers coach Andy McCollum served the same role from 2007-09 at NC State when Virginia's associate head coach and linebackers coach Mike Archer was the defensive coordinator at for the Wolfpack from 2007-12.
- Virginia's associate head coach for defense and defensive coordinator Jon Tenuta was the defensive coordinator and defensive backs coach for the Yellow Jackets from 2002-07.
- Georgia Tech's Buzz Preston was the running backs coach from 1994-97 at Washington State and was on staff with Virginia's special team's coordinator and tight ends coach, Larry Lewis. Lewis coached at Washington State from 1989-98 as the defensive ends coach, assistant head coach and special teams coordinator.
- Georgia Tech has one student-athlete on its roster from Virginia - redshirt senior offensive lineman Tim Seager (Blacksburg, Va./Blacksburg).
- Virginia has four student-athletes on its roster from

Georgia - redshirt freshman tight end Jordan Ellis (Suwanee/Peachtree Ridge), redshirt freshman cornerback Darius Latimore (Lawrenceville/Central Gwinnett), junior offensive tackle Eric Smith (Decatur/Columbia) and freshman defensive end Steven Wright (Waycross/Ware County).

- Georgia Tech's Francis Kallon and Virginia's Darius Latimore both attended Central Gwinnett High School in Lawrenceville, Ga.
- Georgia Tech's Rod Rook-Chungong and Virginia's Kirk Garner, Myles Robinson, Andre Levrone, Brendan Marshall and Vincent Croce are all products of Our Lady of Good Counsel High School in Olney, Md.

NOTING THE FSU WIN

- Tech handed Florida State its first ACC loss since Oct. 6, 2012, snapping a 28-game conference winning streak.
- The blocked field goal returned for a touchdown is believed to be the first in Tech's modern history (since 1950) - records do not indicate any previous such play - and is the first time an ACC team blocked a field goal in the final minute of regulation since 2008 when Georgia Tech did it versus Gardner-Webb to preserve a 10-7 win.
- It was the first blocked field goal returned for touchdown in the fourth quarter of a game since 2005 when Boise State did it to Hawai'i in a 28-28 tie with 11:23 remaining. Boise went on for a 44-41 win.
- It also stands as the first blocked field goal returned for a touchdown in the final minute of a game since 2011 when USC did it to Utah. USC was leading at the time 17-14 and won 23-14.
- The blocked field goal represented the first fourth-quarter miss of Aguayo's All-American career.
- It was the first blocked kick of senior Patrick Gamble's career and the first TD for sophomore Lance Austin.
- Tech shut out Florida State in the second half.
- Tech did not lead for the 60 minutes of game time -- its only lead coming as time expired during the blocked field goal return by Lance Austin.
- Tech finished with 3.0 sacks and 4.0 tackles for loss against Florida State after having none last week against Pitt.
- FSU came in averaging 159 yards rushing, but was limited to just 70 by Tech's defense.

TEAM COMPARISON



Record	3-5	Record	2-5
Scoring Offense	35.1	Scoring Offense	24.0
Rushing Offense.....	283.4	Rushing Offense.....	125.4
Passing Offense.....	120.9	Passing Offense.....	230.6
Pass Efficiency.....	131.84	Pass Efficiency.....	124.86
Total Offense.....	404.3	Total Offense.....	356.0
Time/Possession.....	32:23	Time/Possession.....	31:29
Sacks Allowed.....	1.25	Sacks Allowed.....	2.14
Scoring Defense	26.0	Scoring Defense	34.7
Rushing Defense.....	164.9	Rushing Defense.....	165.7
Passing Defense.....	194.8	Passing Defense.....	248.6
Pass Eff. Defense.....	123.39	Pass Eff. Defense.....	159.79
Total Defense.....	359.6	Total Defense.....	414.3
Sacks.....	1.50	Sacks.....	2.14
Tackles for Loss.....	6.50	Tackles for Loss.....	6.6
Turnover Margin	+2	Turnover Margin	-11
Net Punting.....	34.4	Net Punting.....	37.0
Punt Returns.....	11.0	Punt Returns.....	26.0
Kickoff Returns.....	18.0	Kickoff Returns.....	18.6

STAT LEADERS

RUSHING Marcus Marshall, BB	• 508 yds, 72.6 avg, 4 td	RUSHING Taquan Mizzell, TB	• 371 yds, 53.0 avg, 2 td
PASSING Justin Thomas, QB	• 909 yds, 10 td-6 int	PASSING Matt Johns, QB	• 1,580 yds, 12 td-12 int
RECEIVING Ricky Jeune, WR	• 15 rec, 319 yds, 3 td	RECEIVING Taquan Mizzell, TB	• 41 rec, 466 yds, 3 td
DEFENSE P.J. Davis, LB	• 54 tkl, 4.5 tfl, 2.0 sacks	DEFENSE Micah Kiser, ILB	• 71 tkl, 10.0 tfl, 5.0 sacks

THE SERIES

Overall: Georgia leads 19-17-1
Current Streak: Won three
Home Games: Georgia Tech leads 15-7
Last: Nov. 1, 2014 (Tech 35, UVA 10)
Away Games: Virginia leads 10-4-1
Last: Oct. 26, 2013 (Tech 35, UVA 25)
Neutral Sites: N/A
Last Meeting: Nov. 1, 2014 (@Tech 35, UVA 10)
First Meeting: Nov. 13, 1965 (@Tech 42, UVA 19)
Most Tech Points: 56 (@Tech 56, UVA 20)

INJURIES MOUNTING FOR TECH

Tech's Injury Chart (Offense)

	Pos	Note	Games lost to injury in 2015
C.J. Leggett	BB	Injured in Spring practice; expected to compete for starting BB spot	8
Quaide Weimerskirch	BB	Injured in Spring practice; expected to play at BB	8
Nate Cottrell	AB	Injured in Fall practice; expected to compete for starting AB spot	8
Tim Byerly	QB	Injured in practice, Week 2; back-up QB but utilized in short-yardage	7
Qua Searcy	AB	Injured at Notre Dame; No. 2 AB	5
Micheal Summers	WR	Injured at Notre Dame; starting WR	2*
Chris Griffin	OL	Injured in Spring practice; expected to compete for starting OL spot	8
Broderick Snoddy	AB	Injured at Duke; starting AB	4

* returned to game action at Clemson

Total Games Lost: 50

 @GeorgiaTechFB: Austin's return was the first blocked FG returned for TD on final play in the FBS since USC vs. Utah in '11. USC led 17-14 before kick, won 23-14

GEORGIA TECH FEATURE STORIES

- True freshman B-back **Marcus Marshall's** older brother is Georgia RB Keith Marshall
- Tech has a pair of twin brothers on the roster: sophomores **Lawrence & Lance Austin**; freshmen **Brad & Scott Morgan**
- Senior DL **Jabari Hunt** spent last year on the scout team as he worked his way back from academic ineligibility
Read More: <http://buzz.gt/1Gc6bE7>
- **Freddie Burden's** father is awaiting a heart transplant – he is a former NC State football standout
Read More: <http://buzz.gt/1YK5wVX>
- **KeShun Freeman's** resilient little brother
Read More: <http://buzz.gt/1IEGLJF>
- **Broderick Snoddy** is back on the field after a season-ending broken leg he suffered last year versus Clemson
Read More: <http://buzz.gt/1MASoM1>
- Two former walk-ons – junior AB **Isiah Willis** and junior LB **Chase Alford** – earned scholarships before this season
Read More: <http://buzz.gt/1QlwxD2>
- The transfer of B-back **Patrick Skov** to Georgia Tech from Stanford
Read More: <http://buzz.gt/1MASwLA>
- **Adam Gotsis'** route from Australia to Atlanta
Read More: <http://usat.ly/16Wp78l>

SCHEDULE STRENGTH

- Tech's schedule to date is ranked as the second-toughest nationally as the Yellow Jackets have faced three top-10 ranked teams and five that are currently ranked in the AP Top 25.
- The combined current record of Tech's last six opponents is 37-5.
- Florida State was Tech's third top-10 opponent faced in the season's first eight games, joining then-No. 6 Notre Dame and then-No. 6 Clemson.
- The combined record of Tech's last 10 Power-5 opponents was 59-9 -- an .867 winning percentage (the record is the opponent's record at the time of the game).
- Nine of the 10 were either ranked in the final 2014 AP poll or are currently ranked in the AP poll.
- Tech was 4-6 over that stretch with only two losses by more than a touchdown.
- Georgia Tech's 2015 schedule includes nine teams that played in a bowl game last season. Only four teams in the FBS will play more.

FBS Strength of Schedule Leaders

	Current Record	Past Opp. Win%
1. Texas	3-4	.784
2. Georgia Tech	3-5	.778
3. West Virginia	3-3	.769
4. Tennessee	3-4	.757
5. Iowa State	2-5	.750

YOUTH WILL BE SERVED

- Attrition from the 2014 squad, combined with a growing list of injuries this season, have left the Yellow Jackets with a void of experience on offense.
- Tech lost all of its skill players in the offensive backfield, except for starting QB Justin Thomas and reserve AB Broderick Snoddy.
- Comparing the average number of career games played between Georgia Tech's offensive skill players from 2014 to 2015:

Two primary BBs: 2014 (44.5 games) – 2015 (7.5 games)

- **Difference: -39.0 career games**

Four primary ABs: 2014 (45.0) – 2015 (18.0)

- **Difference: -29.0 career games**

Three primary WRs: 2014 (32.7) – 2015 (20.3)

- **Difference: -14.4 career games**

ATLANTIC DIVISION SUCCESS

- Since Paul Johnson arrived in 2008, Georgia Tech's 16-5 regular-season record versus the Atlantic Division is the best by any Coastal Division team--by 4.5 games.
- The next best Coastal team in crossover games since 2008 is Virginia Tech at 11-9.
- Tech is 4-4 in the regular season games versus Clemson and 3-0 versus Florida State.

Coastal Versus Atlantic (Since 2008)

Georgia Tech	16-5
Virginia Tech	11-9
North Carolina	10-10
Miami	8-13
Duke	8-11
Virginia	7-13
Pitt	4-1

Tech Versus Atlantic Division Under CPJ

	Reg. Season	in ACCFCG
Clemson	4-4	1-0
Florida State	3-0	0-2
NC State	2-1	
Wake Forest	2-0	
Boston College	2-0	
Maryland*	2-0	
Syracuse	1-0	
Louisville	0-0	

FLAG-FREE ZONE

- Georgia Tech leads the FBS in fewest penalties per game (3.3) and fewest penalty yards per game (30.4).
- The Jackets were not flagged in the Alcorn State win -- the second time in Paul Johnson's tenure that Tech did not commit a penalty (Syracuse, 2013), and committed just one penalty for five yards at Duke.

Fewest Penalties Per Game

Team	Penalties	Per Game
1. Georgia Tech	26	3.3
2. Arizona State	27	3.9
Ball State	31	3.9
4. San Jose State	33	4.1
Mississippi State	33	4.1
Auburn	29	4.1

Fewest Penalty Yards Per Game

Team	Yards	Per Game
1. Georgia Tech	243	30.4
2. San Jose State	260	32.5
3. Arizona State	244	34.9
Tennessee	244	34.9
5. Ball State	300	37.5

2015 HONOR ROLL

GEORGIA TECH

- AutoNation National Team of the Week (10/26/15)

LANCE AUSTIN, DB

- ACC Special Teams Player of the Week (10/26/15)

TREY BRAUN, OL

- Preseason All-ACC, third team (Athlon, Lindy's)
- Preseason All-ACC, fourth team (Phil Steele)

FREDDIE BURDEN, C

- Rimington Trophy Watch List
- Preseason All-ACC, second team (Athlon, Phil Steele, Lindy's)

HARRISON BUTKER, PK

- Lou Groza Kicker of the Week (10/26/15)

BRYAN CHAMBERLAIN, OL

- Preseason All-ACC, second team (Athlon, Lindy's)
- Preseason All-ACC, third team (Phil Steele)

P.J. DAVIS, LB

- Preseason All-ACC, second team (Athlon, Lindy's)
- Preseason All-ACC, third team (Phil Steele)

KeSHUN FREEMAN, DE

- Wuerffel Trophy Watch List
- Preseason All-ACC, third team (Athlon, Phil Steele, Lindy's)

JAMAL GOLDEN, DB/KR

- Walter Camp Defensive Player of the Week (10/25/15)
- ACC Defensive Back of the Week (10/26/15)
- Paul Hornung Award Watch List
- Preseason All-ACC, second team (Athlon, Phil Steele, Lindy's)

ADAM GOTSIS, DT

- Bednarik Award Watch List
- Bronko Nagurski Trophy Watch List
- Outland Trophy Watch List
- Rotary Lombardi Award Watch List
- Lott IMPACT Trophy Watch List
- Preseason All-ACC, first team (Athlon, Phil Steele, Lindy's)

JABARI HUNT, DL

- Preseason All-ACC, second team (Phil Steele)

HEAD COACH PAUL JOHNSON

- Dodd Trophy Watch List

JUSTIN THOMAS, QB

- Walter Camp Player of the Year Watch List
- Davey O'Brien Award Watch List
- Maxwell Award Watch List
- Preseason All-ACC, first team (Phil Steele)
- Preseason All-ACC, third team (Athlon, Lindy's)

D.J. WHITE, DB

- Allstate AFCA Good Works Team
- Preseason All-ACC, third team (Athlon, Lindy's)

MARCUS MARSHALL, BB

- ACC Rookie of the Week (10/19/15)



@GeorgiaTechFB: Chris Milton leads all active FBS players w/ 7 career blocked kicks, including 2 punts this year. He has 7 of GT's 14 blocks since 2013



“MOST EXCITING PLAYER” IN CFB

- Junior QB Justin Thomas, who has been touted as one of the great option quarterbacks to be coached by Paul Johnson, is coming off a breakout campaign in his first year as a starter.
- Thomas is 14-8 in his first 22 career starts at QB, including a 4-3 record versus ranked teams. He's 3-3 versus Top 10 teams, beating SEC foes No. 9 Georgia and No. 7 Mississippi State in the Orange Bowl last season, and No. 9 Florida State last week.
- Of all the preseason hype Thomas has garnered, the most recent came from ESPN's Kirk Herbstreit, who tapped Thomas as the "Most Exciting Player" in college football and picked Tech to win the ACC.
- He returns to the Flats in 2015 as Tech's first true second-year starting QB since Joshua Nesbitt started all 14 games as a junior in 2009 and started the first nine of 2010 before an injury ended his career.
- He was a second-team All-ACC pick in 2014 and earned Orange Bowl MVP honors after torching Mississippi State for 121 yards rushing and three TDs, and throwing for 125 yards and a score in Tech's 49-34 win.
- He set a school record for rushing yards by a QB last year, carrying 190 times for 1,086 yards and eight TDs.
- His 18 TD passes last season were tied for the fourth-most by a Tech QB in history and the most since Reggie Ball tossed 20 touchdowns in 2006.
- He led fourth-quarter game-winning drives last year in back-to-back victories at Virginia Tech and over Georgia Southern. Against the Hokies, he put Tech in position for a game-winning field goal as time expired, and against the Eagles, his TD pass to Deon Hill with 23 seconds remaining was the difference.
- In last week's win over No. 9 Florida State, Thomas engineered an 8-play, 45-yard drive in 3:31 that ended with a game-tying field goal with 54 seconds remaining.

Most QB Rushing Yards in FBS (2014)

	School	Att	Yds
1.	Keenan Reynolds, Jr.	Navy	250 1,191
2.	Tyler Murphy, Sr.	Boston College	181 1,184
3.	Kevin Ellison, Jr.	Ga. Southern	172 1,096
4.	Justin Thomas, So.	Georgia Tech	190 1,086

Career Rushing Yards by Tech QB

	Years	Att	Yds
1.	Josh Nesbitt	2007-10	653 2,806
2.	Tevin Washington	2009-12	542 2,225
3.	Joe Hamilton	1996-99	501 1,758
4.	Justin Thomas	2013-	330 1,220
5.	Reggie Ball	2003-06	495 1,451

Thomas' Career 100-Yard Rush Games

Date	Opponent	Att-Yds	Avg.	TD
1. Sep. 13, 2014	Ga Southern	20-137	6.9	1
2. Sep. 20, 2014	at Va Tech	22-165	7.5	1
3. Oct. 11, 2014	Duke	15-119	7.9	0
4. Dec. 6, 2014	vs. Florida State	11-104	9.5	0
5. Dec. 31, 2014	vs. Miss. State	14-121	8.6	3

BIG PLAYS BACK FOR OFFENSE

- The big plays have returned for Georgia Tech's spread option offense the last two games as the Yellow Jackets have racked up nine offensive plays of 20+ yards, including three long runs by Justin Thomas (51 and 45 vs. Pitt, 60 vs. FSU) and two 58-yard runs by Marcus Marshall vs. Pitt.
- Tech's 9.4 yards per carry (40 for 376 yards) versus Pitt was a school record for an ACC game (9.2 vs. Virginia in 2012), the second-highest in any game under Johnson (12.1 vs. Kansas in 2011) and the third-highest in any game in school history (12.1 vs. Kansas; 11.3 vs. Air Force in 1978).
- Over the previous four games before Pitt, Tech had accounted for 13 offensive plays of 20+ yards – just three of those big plays were runs.

THOMAS HOLDS TECH RECORD FOR SCORING AVERAGE BY QB

- In Tech's modern era of football (since 1950), no starting quarterback has posted a better scoring average per game than the 37.6 by Justin Thomas.
- The Jackets have amassed 811 points in the 22 career games since he assumed starting duties last season.
- The top three are all QB's coached by Paul Johnson.

Best Scoring Averages By GT Starting QB

	Years	Games	Points	Avg.
1.	Justin Thomas	2014-15	22	811 36.9
2.	Vad Lee	2013	13	456 35.1
3.	Tevin Washington	2010-12	31	997 32.2
4.	George Godsey	2000-01	25	753 30.1
5.	Joshua Nesbitt	2008-10	34	1010 29.7

PASSING TD STREAK ENDS

- Tech's streak of 15 consecutive games with a touchdown pass was ended versus Florida State, as was Justin Thomas' personal streak of 11 consecutive games with a TD pass.
- Tech's streak of 15 straight games was tied for the third-longest in the ACC with Pitt.

THOMAS RISING TECH'S CHARTS

- With 29 career TD passes, Justin Thomas ranks sixth on the Yellow Jackets' all-time list. He needs five more to overtake Eddie McAshan (1970-72) in fifth (32).
- His 2,769 career passing yards puts him 13th on Tech's all-time list. He'll need 5 yards to pass Kim King (1965-67) in 12th and 503 yards to crack Tech's top 10.

Tech Career Passing Touchdown Leaders

Rank*	Years at GT	TD
1.	Joe Hamilton	1996-99 65
2.	Reggie Ball	2003-06 57
3.	Shawn Jones	1989-92 51
4.	George Godsey	1998-01 41
5.	Eddie McAshan	1970-72 32
6.	Justin Thomas	2013- 29
7.	John Dewberry	1983-85 27
8.	Mike Kelley	1978-81 23
9.	Donnie Davis	1992-95 22
10.	Frank Broyles	1943-46 21
	Tevin Washington	2009-12 21

ACC STANDINGS

COASTAL	ACC	Pct.	Overall	Pct.
Pitt	4-0	1.000	6-1	.857
Duke	3-0	1.000	6-1	.857
North Carolina	3-0	1.000	6-1	.857
Miami	1-2	.333	4-3	.571
Virginia	1-2	.333	2-5	.286
Virginia Tech	1-3	.250	3-5	.375
Georgia Tech	1-4	.200	3-5	.375

ATLANTIC	ACC	Pct.	Overall	Pct.
Clemson	4-0	1.000	7-0	1.000
Florida State	4-1	.800	6-1	.857
Louisville	2-2	.500	3-4	.429
Syracuse	1-2	.333	3-4	.429
NC State	1-2	.333	5-2	.714
Wake Forest	1-4	.200	3-5	.375
Boston College	0-5	.000	3-5	.375

QUICK FACTS

GENERAL

Location	Atlanta, Ga. 30332
Founded	1885
Enrollment	21,000
Nicknames	Yellow Jackets, Rambling Wreck
Colors	Old Gold and White
Conference	Atlantic Coast (Coastal Division)
President	Dr. G.P. "Bud" Peterson (Kansas State '77)
Director of Athletics	Mike Bobinski (Notre Dame '79)
Stadium	Bobby Dodd Stadium at Historic Grant Field
Surface	Natural Grass
Capacity	55,000
Base Offense / Defense	Spread Option / Multiple

HEAD COACH PAUL JOHNSON

Alma Mater	Western Carolina '79
Years as Head Coach	19th
Career Record	168-79
Years as Georgia Tech's Head Coach	8th
Record at Georgia Tech	61-40

ASSISTANT COACHES

	Game Day Location
Quarterbacks/B-Backs: Bryan Cook	Press Box
Defensive Coordinator: Ted Roof	Press Box
Secondary: Joe Speed	Sideline
Linebackers: Andy McCollum	Sideline
A-Backs: Lamar Owens	Press Box
Wide Receivers: Al "Buzz" Preston	Sideline
Offensive Line: Mike Sewak	Sideline
Defensive Line: Mike Pelton	Sideline
Special Teams: Ray Rychleski	Sideline

2015 INFORMATION

Starters Returning / Lost	.13 / 9
Offensive Starters Returning / Lost	.5 / 6
Defensive Starters Returning / Lost	.8 / 3
Total Players Returning / Lost	.79 / 32

YEAR IN REVIEW

2014 Record	11-3
ACC Record / Coastal Division Finish	6-2 / 1st
Bowl	Capital One Orange Bowl (W, 49-34 vs. Miss. St.)
Final Rank (AP / Coaches)	8 / 7

HISTORY

First Year of Football	1892
Number of Seasons	123rd
All-Time Record	715-482-43
All-Time W-L at Bobby Dodd Stadium	460-191-21
Bowl Appearances	43 (24-19)
Consecutive Bowl Appearances	18
First Year Competed For ACC Title	1983
National Championships	4 (1990, '52, '28, '17)
ACC Championships	2 (1998, 1990) (2009 vacated)
SEC Championships	5
Southern Conference Championships	3



@GeorgiaTechFB: Justin Thomas' 60-yard TD run vs. FSU was the 2nd-longest run of his career (65 vs. Clemson in 2014) and longest TD run of his career

QUICK-STRIKE ABILITY

- Of Georgia Tech's 97 offensive touchdowns since the start of 2014, 33 have been scored in drives of two minutes or faster (34%), while 37 have come on drives of five plays or less (38%).
- This season, 14 of Tech's 35 offensive TDs have occurred in two minutes or quicker.

SKOV'S IMPACT

- Graduate B-back transfer Patrick Skov has made an immediate impact at Georgia Tech since transferring this season after a three-year career as a fullback at Stanford.
- Skov has eight of Tech's 34 touchdowns, including all three at Notre Dame (two receiving).
- He had seven over the first three games -- the most by a Jacket over the season's first three games since RB Tony Hollings had eight rushing scores to open 2002.
- Skov's eight TDs are third-most in the ACC.

1,000-YD RUSHERS UNDER CPJ

- All time, 45 Georgia Tech Yellow Jackets have reached the 1,000-yard rushing mark in their careers.
- In the first seven seasons of the Paul Johnson era, Georgia Tech has produced 13 1,000-yard rushers, including three on last year's team -- Zach Laskey, Synjyn Days, Justin Thomas.
- Nearly 30 percent of Tech's 1,000-yard rushers have come under Johnson.

Johnson-Coached 1,000-Yard Rushers

Rank*	Years at GT	Att.	TD	Yards	
6.	Jonathan Dwyer	2007-09	517	35	3,226
7.	Joshua Nesbitt	2007-10	653	35	2,806
11.	David Sims	2010-13	438	23	2,252
12.	Tevin Washington	2009-12	542	38	2,225
13.	Zach Laskey	2011-14	388	17	2,033
15.	Anthony Allen	2009-10	304	13	1,934
16.	Roddy Jones	2008-11	243	14	1,846
17.	Orwin Smith	2009-12	198	20	1,839
26.	Justin Thomas	2013-	330	16	1,720
32.	Synjyn Days	2011-14	255	18	1,396
38.	Robert Godhigh	2010-13	135	11	1,191
42.	Vad Lee	2012-13	278	17	1,057
44.	Embry Peoples	2008-11	138	4	1,035

*rank on Tech's all-time rushing list

MARSHALL LAW

- True freshman Marcus Marshall earned his first career start at B-back against Pitt and validated it with a game-high 159 yards rushing and two touchdowns.
- Marshall was named the ACC Rookie of the Week for his efforts against Pitt. He became Tech's first ACC Rookie of the Week honoree since QB Jaybo Shaw in 2008. The other Yellow Jackets to have earned Rookie of the Week awards are RB Jonathan Dwyer (2007), RB Rashaun Grant (2004) and WR Calvin Johnson four times in 2004.
- He did his damage on just 10 carries, averaging 15.9 yards per rush, including two different carries of 58 yards.
- Marshall's 508 yards rushing this season are the most by a true freshman running back under Paul Johnson and his 72.6 yards per game rank seventh in the ACC.
- In Tech's season opener, Marshall rushed for 184 yards and two touchdowns.

WIDE RECEIVER U?

- Maybe. Georgia Tech has had no problem turning out NFL-bound wide receivers, headlined by All-Pro's Calvin Johnson and Demaryius Thomas.
- Last year's NFL Draft saw two more Yellow Jackets enter the league in Darren Waller and DeAndre Smelter.
- In fact, since 2009, only five FBS teams have had more WRs drafted than the four coached by Paul Johnson -- Southern Cal, LSU, Oklahoma, Georgia, Ohio State.

NFL Network: Best WR Programs

Over last 15 years	1st Rd Picks	Top 3 Rds	Total Drafted
1. Miami	4	7	11
2. LSU	4	10	14
3. Southern Cal	3	10	12
4. Florida State	2	5	10
5. Ohio State	4	7	13
6. Florida	1	6	11
7. Clemson	3	3	7
8. Michigan	2	5	10
9. Georgia Tech	2	3	5
10. Pittsburgh	2	3	5

EQUAL OPPORTUNITY OFFENSE

- Fifteen different players share the Yellow Jackets' 34 offensive touchdowns this season. Leading the way is Skov with eight, Justin Thomas with six, Marcus Marshall with four and Clinton Lynch with three.
- Of those 15, only two -- QBs Justin Thomas and Tim Byerly -- had scored previously in their Tech careers.
- Last season, Tech's offense saw its 65 offensive touchdowns spread among 13 different players.

NCAA/ACC STAT RANKS

Georgia Tech in ACC/NCAA Stats

Team Stats	ACC Rank	NCAA Rank
Scoring Offense	35.1	4
Rushing Offense	283.4	1
Passing Offense	120.9	13
Pass Efficiency	131.84	8
Total Offense	404.3	6
Time/Possession	32:23	4
Sacks Allowed	1.25	2

Scoring Defense	26.0	10	59
Rushing Defense	164.9	9	63
Passing Defense	194.8	11	36
Pass Eff. Defense	123.39	10	59
Total Defense	359.6	10	41
Sacks	1.50	12	101
Tackles for Loss	4.4	14	117

Turnover Margin	+2	8	57
Net Punting	34.43	14	111
Punt Returns	11.0	6	41
Kickoff Returns	17.95	13	111

3rd Down Conv.	33.3%	12	108
3rd Down Defense	35.0%	9	45
4th Down Conv.	63.2%	4	34
4th Down Defense	55.6%	12	93

Individuals in ACC/NCAA Stats

Category	ACC	NCAA
Blocked Kicks - Chris Milton	2	1
Rushing Yards - Marcus Marshall	508	8
Rushing TDs - Patrick Skov	6	5
Rushing TDs - Justin Thomas	6	5
Passing TDs - Justin Thomas	10	7
Receiving TDs - Ricky Jeune	3	12
Fumbles Recovered - Adam Gotsis	2	1
Interceptions - D.J. White	2	6
Points Responsible For - Justin Thomas	96	2

TOP 25 DATA

Overall Record vs. Ranked Teams

	Since 1936	Under Johnson
Versus No. 1	2-8-1	0-0-0
Versus Top 5	8-44-2	1-2-0
Versus Top 10	31-83-2	5-7-0
Versus Top 25	85-152-5	10-16-0

At Home vs. Ranked Teams

	Since 1936	Under Johnson
Versus No. 1	1-1-1	0-0-0
Versus Top 5	3-21-2	1-0-0
Versus Top 10	14-37-2	3-1-0
Versus Top 25	43-67-4	6-3-0

Regular-Season ACC Games vs. Ranked Teams

	All-Time	Under Johnson
Versus No. 1	1-3-0	0-0-0
Versus Top 5	4-10-0	1-0-0
Versus Top 10	8-19-0	3-3-0
Versus Top 25	26-43-0	6-10-0

GEORGIA TECH RECORD BOOK WATCH

Name	Record Book Stat	Rank	Next Highest Stat
Justin Thomas	Career Rushing Yards (1,720)	22nd	Lenny Snow (1,743)
Justin Thomas	Career Rushing Yards by QB (1,720)	4th	Joe Hamilton (1,758)
Justin Thomas	Touchdowns by a QB (16)	6th	Vad Lee (17)
Justin Thomas	Career Passing Efficiency (141.8)	3rd	Joe Hamilton (148.2)
Justin Thomas	Career Passing Yards (2,759)	13th	Kim King (2,763)
Harrison Butker	Career Points by Kicking (236)	5th	Scott Blair (239)
Harrison Butker	Career Field Goal Percentage (.667)	9th	Brad Chambers (.675)
Harrison Butker	Career PATs Made (152)	2nd	Luke Manget (160)
Jamal Golden	Career Kickoff Return Average (24.7)	1st	--
Jamal Golden	Career Kickoff Return Yards (1,802)	2nd	Drew Hill (2,357)
Jamal Golden	Career Punt Return Average (10.7)	5th	Jimmy Brown (12.3)

 @GeorgiaTechFB: In his eight-year career at Georgia Tech, head coach @GTPaulJohnson is now 6-3 in home games versus Top 25 teams

OPPORTUNISTIC DEFENSE

- Since the start of last season, the Yellow Jackets are +13 in turnover margin (+2 this season).
- Tech has scored 194 points off turnovers since 2014.
- Tech is +26 in points off turnovers this season (57-31) and is +112 (194-82) since the start of 2014.
- The Jackets have scored points off 10 of 14 takeaways this season, and 19 of their last 24 dating back to 2014.
- Tech led the ACC in turnover margin (+11) and defensive touchdowns scored (six) last season.
- Tech created a turnover on 26% of the opponents' possessions, which was the highest rate among any FBS team last season.

Tech's Takeaway Breakdown Since 2014

	In Wins (14)	In Losses (8)
Takeaways	34	9
Takeaways Per Game	2.4	1.1
Interceptions	20	5
Fumble Recoveries	14	4
Points Off Turnovers	171	23

THE KEYS TO SUCCESS

- Sophomore KeShun Freeman stepped right into the spotlight last season, playing in all 14 games and started the final 12 games at defensive end.
- He led Tech in tackles for loss (9.5) and sacks (4.5) en route to Freshman All-America and honorable mention All-ACC honors.
- Freeman earned the ACC's Defensive Lineman of the Week award last season on Nov. 3 after stuffing the stat line versus Virginia -- five tackles, one sack, a forced fumble, a pass breakup and a blocked punt.

TAKE YOUR PICK

- The Yellow Jacket defense was equal opportunity when it came to interceptions last season as 10 different players shared the team's 18 interceptions.
- Five different players each returned an interception for a touchdown.
- Returning seniors -- safety Jamal Golden and cornerback D.J. White -- each collected four picks and each had a pick-6. White's came in a win at NC State and Golden's in a win over Clemson.

ACC Active Career Interception Leaders

Team	2015	Career INTs
Jamal Golden Georgia Tech	1	8
Kendall Fuller Virginia Tech	0	8
Breon Borders Duke	1	8
D.J. White Georgia Tech	2	7
Nate Andrews Florida State	0	7
Jayron Kearse Clemson	1	7
Rayshawn Jenkins Miami	3	7
James Burgess Louisville	3	7

GOLDEN BOY

- Senior safety and kick return specialist Jamal Golden earned National Defensive Player of the Week honors from the Walter Camp Foundation this week, and was also the ACC Defensive Back of the Week.
- Golden becomes the first Tech player to earn the honor after his nine-tackle, one-interception effort versus Florida State. Golden led all tacklers and his INT in the end zone was a crucial play late in the fourth quarter that kept FSU within striking distance.
- That interception was the first turnover by Florida State this season.
- Golden is tied for the ACC's active career lead with eight interceptions.

BLOCK PARTY

- The Jackets tied for the FBS lead last season by blocking six kicks -- two punts, two field goals and two extra-point attempts -- and since 2013, no team in the FBS has more blocked kicks than Tech's 14.
- Senior Chris Milton has seven of Tech's 13 since 2013, including his fifth career blocked punt against UNC. He led the FBS with three blocked punts in 2013.
- Milton is the active career leader in the FBS in blocks with seven, while senior teammate Adam Gotsis has swatted four kicks in his career, which also ranks among the NCAA's active career leaders.
- Tech's 14 blocked kicks since 2013 are the most by any team in the FBS over that span.

Tech's Career Blocked Kicks Chart

	2013	2014	2015	Total
Chris Milton	3 (3 punts)	2 (FG, PAT)	2 (punts)	7
Adam Gotsis	2 (FG, PAT)	2 (FG, PAT)	--	4
KeShun Freeman	--	1 (punt)	--	1

Most Blocked Kicks Since 2013

Georgia Tech	14
Air Force	11
Oklahoma State	10
Rutgers	10

FBS Active Career Leaders: Blocks

Chris Milton	Senior	Georgia Tech	7
Travis Britz	Senior	Kansas State	5
Dan Skipper	Junior	Arkansas	5
Alex Hansen	Senior	Air Force	5

RECORD BREAKDOWN

Current Streak	Won 1
Current Home Streak	Won 1
Current Road Streak	Lost 3
Last Win	22-16 vs. No. 9 Florida State (10/24/15)
Last Home Win	22-16 vs. No. 9 Florida State (10/24/15)
Last Home Loss	31-28 vs. Pittsburgh (10/17/15)
Last Road Win	30-24 at #9 Georgia (11/29/14)
Last Road Loss	43-24 at #6 Clemson (10/10/15)

2015 JOHNSON ERA

Overall	3-5	62-40
Playing at home	3-2	37-14
Playing on the road	0-3	22-19
Playing at a neutral site	0-0	3-7
In bowl games	0-0	2-5
In overtime	0-0	2-4
More than 7 days to prepare	2-0	18-9

In August	0-0	3-0
In September	2-2	20-10
In October	1-3	20-13
In November	0-0	16-10
In December	0-0	3-5
In January	0-0	0-2

Outrushing opponent	3-4	60-30
When rushing for 300 yards	2-1	40-11
When rushing for 400 yards	2-0	16-1
When rushing for 500 yards	0-0	1-0
When rushing for 600 yards	0-0	1-0
Outrushed by opponent	0-1	1-9
When allowing 300 yards rushing	0-0	1-1
Rushing yards the same	0-0	0-1
Outpassing opponent	0-1	12-4
When passing for 300 yards	0-0	1-0
Outpassed by opponent	3-4	49-36
When allowing 300 yards passing	0-1	8-8
When allowing 400 yards passing	0-0	2-1

More total offense than opponent	3-3	53-14
When having 400+ total offense	2-2	44-19
When having 500+ total offense	2-0	23-2
When having 600+ total offense	0-0	4-1
Less total offense than opponent	0-2	9-26
When allowing 400+ total offense	0-3	11-20
When allowing 500+ total offense	0-1	4-8

Committing fewer turnovers	2-3	36-8
Committing more turnovers	1-2	11-22
Turnovers are even	0-0	14-10

< 30:00 of time of possession	1-2	17-18
> 30:00 of time of possession	2-3	44-22

Scoring first	2-2	44-13
Opponent scores first	1-3	17-27

Leading after the 1st quarter	2-1	40-9
Trailing after the 1st quarter	0-3	9-23
Tied after the 1st quarter	1-1	12-6
Leading at halftime	2-1	47-7
Trailing at halftime	1-3	9-29
Tied at halftime	0-1	5-4
Leading after the 3rd quarter	2-1	53-6
Trailing after the 3rd quarter	1-4	5-33
Tied after the 3rd quarter	0-0	3-1

Scoring 0-10 points	0-0	1-6
Scoring 11-20 points	0-1	1-13
Scoring 21-30 points	1-3	17-13
Scoring 31-40 points	0-1	16-7
Scoring 41-plus points	2-0	26-1

Opponent scores 0-10 points	2-0	17-0
Opponent scores 11-20 points	0-1	17-5
Opponent scores 21-30 points	0-1	18-13
Opponent scores 31-40 points	0-3	7-11
Opponent scores 41-plus points	0-1	3-15

Individual 100-yard rusher	1-1	36-14
With two 100-yard rushers	0-0	10-1

25th ANNIVERSARY OF THE 1990 NATIONAL CHAMPIONSHIP

- Georgia Tech Athletics will celebrate the 25th anniversary of the 1990 National Championship football season this fall, culminating with a 1990 Championship Celebration during the Nov. 12 game vs. Virginia Tech.
- Throughout the 2015 season, members of the 1990 team as well as memorable moments from that historic season will be featured during gameday promotions, on Georgia Tech's social media platforms, and www.RamblinWreck.com.
- On Nov. 12, members of the 1990 team will lead the football team down Yellow Jacket Alley two hours prior to kickoff of the nationally televised Thursday night game against Virginia Tech. The 1990 team will also be honored with an on-field recognition at halftime.
- Coached by Bobby Ross, Georgia Tech's 1990 football team featured 10 All-ACC selections and a pair of All-Americans, Marco Coleman and Ken Swilling. Georgia Tech's coaching staff also included future head coaches Ralph Friedgen and George O'Leary.
- **1990 NATIONAL CHAMPIONS COMMEMORATIVE COIN AND TICKET:** A limited edition 39mm gold coin and replica game ticket commemorating Georgia Tech's 1990 National Championship season is on sale now for \$39.99 per coin. Fans can purchase the coin at www.RamblinWreck.com/Coin or at participating retail outlets. The coin will also be the official coin for the pre-game coin toss at each of Georgia Tech's seven home games this season.
- **LIMITED EDITION 1990 NATIONAL CHAMPIONS APPAREL:** Later this fall, fans can purchase limited edition 1990 National Championship celebration apparel at Barnes & Noble Bookstore in Tech Square or online at www.RamblinWreck.com.

BUTKER'S BIG LEG

- Junior kicker Harrison Butker has been a key kickoff weapon for the Jackets since his arrival on The Flats.
- Tech's 32 touchbacks this season lead the ACC and are ninth-most nationally, and the touchback percentage of .640 is also leads the conference and is 16th nationally.
- On long field goals, Butker is 3-for-4 from 50+ yards in his career, including a pair of career-best 53-yarder -- this season versus Florida State and the kick at Georgia last year forced OT as time expired.
- He was 3-of-3 versus FSU becoming the first Tech kicker with three field goals in a game since Scott Blair was 3-of-3 vs. Duke in 2010.
- The junior was named one of three receipts of the Lou Groza National Kicker of the Week Award for his performance against FSU.
- Butker is 13-of-19 in his career on field goal tries of 40+ yards.
- The junior is 7-of-10 on field goals this season, and has made eight of his last.

COASTAL LIVING

- Since the ACC began divisional play in 2005, Tech has won the fourth-most conference games in that span.
- Tech has averaged five ACC wins over this eight-year span and claimed the Coastal Division title three times.
- With the exception of Duke in 2013, either Georgia Tech or Virginia Tech have ruled the division with the Yellow Jackets claiming four titles -- three coming in seven seasons under Paul Johnson.
- Although the Jackets are the preseason Coastal favorite in 2015, no team in the ACC has surpassed their preseason pick more than Georgia Tech. The Jackets have exceeded their preseason pick by almost 1.5 spots over each of the last seven years.

MODEL OF CONSISTENCY

- Finishing 6-2 in the ACC last season, Georgia Tech clinched its 20th consecutive season of finishing .500 or better in conference play -- extending the nation's longest such streak.
- Tech has won 58 games over the last seven seasons combined for an average of 8.3 wins per season.
- Including the 2014 season, the Jackets have finished .500 or better overall in 16 of the last 17 seasons.

Best ACC Records Since 2005

	ACC	Overall
1. Virginia Tech	59-25	99-46
2. Florida State	59-26	102-39
3. Clemson	58-26	96-42
4. Georgia Tech	54-31	85-56
5. Boston College	42-43	76-60

ACC Coastal Division Year-By-Year

	GT Record / Finish	Champion
2005	5-3 / 3rd	Virginia Tech
2006	7-1 / 1st	Georgia Tech
2007	4-4 / 3rd	Virginia Tech
2008	5-3 / t-1st	Virginia Tech
2009	7-1 / 1st	Georgia Tech
2010	4-4 / t-3rd	Virginia Tech
2011	5-3 / t-2nd	Virginia Tech
2012	5-3 / 1st	Georgia Tech
2013	5-3 / t-2nd	Duke
2014	6-2 / 1st	Georgia Tech

Consecutive Non-Losing Seasons In Conference Play

	Conference	Since
19 Georgia Tech	ACC	1995
15 Boise State	WAC/Big West	1999
15 Clemson	ACC	1999
14 Oklahoma	Big 12	2000
12 USC	Pac 12	2001

RARELY BLANKED

- Georgia Tech has played 232 consecutive games without being shutout. That's the seventh-longest active streak nationally. The last time the Jackets were blanked was Oct. 18, 1997, a 38-0 loss at third-ranked Florida State.
- Perhaps more impressive, Georgia Tech has not been shutout at home since Nov. 30, 1957, a 7-0 loss to Georgia. That's a streak of 362 consecutive games at Bobby Dodd Stadium without being held scoreless.
- The NCAA record for longest streak without being blanked is 361 games by BYU between 1975 and 2003.

Current Streaks Without Being Shutout

	Record	Streak	Year Began
Florida	6-1	341	1988
TCU	7-0	287	1992
Air Force	4-3	278	1992
Tennessee	3-4	267	1994
Virginia Tech	3-5	264	1995
Nebraska	3-5	251	1996
Georgia Tech	3-5	233	1997
Boise State	6-2	220	1997

STRONG BOWL HISTORY

- Georgia Tech added to its strong bowl history by running past Mississippi State, 49-34, to win the 2014 Capital One Orange Bowl.
- Tech played in a New Year's Six Bowl game in the first year of the new format and was ranked in the final six CFP polls, reaching as high as No. 11.
- The Yellow Jackets last two bowl wins -- last year over MSU and the 2012 Sun Bowl over Southern Cal -- have been against teams that were ranked No. 1 at some point that season.
- Tech's streak of reaching a bowl game in 18 consecutive years is the nation's second-longest streak behind Virginia Tech's 22.
- With an all-time bowl record of 24-19, Tech has the 14th-best bowl winning percentage (.558) nationally and the 10th-most bowl wins (24).
- Georgia Tech was the first school to win each of the four traditional major bowls -- the Rose, Orange, Sugar and Cotton. It completed that feat in 1955.
- Following the 2009 season, Tech played in a BCS bowl game -- the Orange Bowl -- against Iowa.

Most All-Time Bowl Wins

Alabama	34
USC	33
Georgia	28
Oklahoma	28
Penn State	28
Texas	27
Tennessee	26
Florida State	25
Nebraska	25
Georgia Tech	24

Longest Active Bowl Streaks

Virginia Tech	22
Georgia Tech	18
Georgia	18
Oklahoma	16
LSU	15
Boise State	13
Wisconsin	13

TOP 25 POLLS

GEORGIA TECH IN THIS WEEK'S POLLS...

Associated Press	--
Amway Coaches	--

ASSOCIATED PRESS

1	Ohio State (39)
2	Baylor (7)
3	>Clemson (6)
4	LSU (5)
5	TCU (3)
6	Michigan State
7	Alabama (1)
8	Stanford
9	>Notre Dame
10	Iowa
11	Florida
12	Oklahoma State
13	Utah
14	Oklahoma
15	Michigan
16	Memphis
17	>Florida State
18	Houston
19	Ole Miss
20	Toledo
21	Temple
22	>Duke
23	>Pittsburgh
24	UCLA
25	Mississippi State

AMWAY COACHES

1	Ohio State (49)
2	Baylor (10)
3	TCU (2)
4	LSU (1)
5	Michigan State
6	>Clemson (1)
7	Alabama
8	Stanford
9	>Notre Dame
10	Oklahoma State
11	Iowa
12	Florida
13	Oklahoma
14	Utah
15	>Florida State
16	Memphis
17	Michigan
18	>Duke
19	Houston
20	Toledo
21	Ole Miss
22	Temple
23	>Georgia
24	>Pittsburgh
25	UCLA

> 2015 Georgia Tech opponent

WEEK-BY-WEEK

	AP	CP	CFP
Preseason	16	17	
Sept. 8	15	16	
Sept. 13	14	16	
Sept. 20	20	20	
Sept. 27	--	RV	
Oct. 4	--	--	
Oct. 11	--	--	
Oct. 18	--	--	
Oct. 25	--	--	
Nov. 1			
Nov. 8			
Nov. 15			
Nov. 22			
Nov. 29			

TECH'S POLL DATA

Last time ranked in the top 25 Sept. 20 (20 / 20)
 Last time ranked in the top 10 Final 2014 (8 / 7)
 Current consecutive weeks ranked n/a
 All-time weeks ranked in AP poll 307
 All-time weeks ranked in top 10 146
 All-time weeks ranked in top 5 58
 Highest AP ranking all-time 2nd (13 times)

TECH IN OVERTIME (5-7)

Date	Opponent	No. of OTs	Result
10/9/99	North Carolina	1	hW, 31-24
11/27/99	Georgia	1	hW, 51-48
9/21/00	at NC State	1	aL, 23-30
9/29/01	Clemson	1	hL, 44-47
10/11/01	Maryland	1	hL, 17-20
9/27/03	at Vanderbilt	1	hW, 24-17
11/7/09	Wake Forest	1	hW, 30-27
12/31/11	vs. Utah (Sun Bowl)	1	nL, 27-30
9/3/12	at Virginia Tech	1	aL, 17-20
9/22/12	Miami	1	hL, 36-42
11/30/13	Georgia	2	hL, 34-41
11/29/14	at Georgia	1	aW, 30-24



@GeorgiaTechFB: GT's defense held FSU to 70 yards rushing and 280 total offense yards -- prior to Saturday's game, FSU averaged 159.2 rushing yards per game

HEAD COACH PAUL JOHNSON

JOHNSON BIO

Wife: Susan Daughter: Kaitlyn
Born: August 20, 1957 Education: Western Carolina, B.S., '79; Appalachian State, M.S., '82



YEAR-BY-YEAR HEAD COACHING RECORD

1997	Georgia Southern	10-3	.769	SoCon Champions
1998	Georgia Southern	14-1	.933	SoCon Champions I-AA Runner-Up
1999	Georgia Southern	13-2	.867	SoCon Champions I-AA National Champions
2000	Georgia Southern	13-2	.867	SoCon Champions I-AA National Champions
2001	Georgia Southern	12-2	.857	SoCon Champions

Georgia Southern Totals (5 seasons) -- 62-10 (.861)

2002	Navy	2-10	.167	
2003	Navy	8-5	.615	EV1.net Houston Bowl
2004	Navy	10-2	.833	Emerald Bowl Champions
2005	Navy	8-4	.667	Poinsettia Bowl Champions
2006	Navy	9-4	.692	Meineke Car Care Bowl
2007	Navy	8-4	.667	Poinsettia Bowl

Navy Totals (6 seasons) -- 45-29 (.608)

2008	Georgia Tech	9-4	.692	Chick-fil-A Bowl
2009	Georgia Tech	10-3	.786	ACC Championship Game & FedEx Orange Bowl
2010	Georgia Tech	6-7	.461	Advocare Independence Bowl
2011	Georgia Tech	8-5	.615	Hyundai Sun Bowl
2012	Georgia Tech	7-7	.500	ACC Championship Game & Hyundai Sun Bowl Champions
2013	Georgia Tech	7-6	.538	Franklin American Mortgage Music City Bowl
2014	Georgia Tech	11-3	.786	ACC Championship Game & Capital One Orange Bowl Champions
2015	Georgia Tech	3-5	.375	

Georgia Tech Totals (8th season) -- *61-40 (.604)

Career Totals (19th seasons) -- *168-79 (.680)

*2009 ACC Championship later vacated due to NCAA sanctions. Johnson's on-field record for 2009 was 11-3.

JOHNSON'S ACCOMPLISHMENTS AT GEORGIA TECH

- In his first two seasons at Tech, Johnson was named the ACC Coach of the Year and added his third award in 2014.
- In 2008, he was named National Coach of the Year by CBS Sports.
- Tech has played in three ACC Championship Games in his seven years.
- The Yellow Jackets have finished first or second in the ACC Coastal Division in six of Johnson's seven seasons.
- Seven of the 10-best seasons of total offense in school history have come under Johnson.
- Johnson is 6-3 in home games against top-25 opponents, and 3-1 in home games versus top-10 opponents.
- Tech has averaged 8.2 wins per season under Johnson.
- Tech posted its ninth 10-win season in 2014 and fifth 11-win season.
- Under Johnson, Tech's Academic Progress Report (APR) scores have risen every year.
- Tech led the nation in rushing in both 2010 and 2014, and finished second in 2011.
- In 61 of Johnson's 97 games at Georgia Tech, the Yellow Jackets produced more than 400 yards of total offense.
- Under Johnson, Tech produced five single-season 1,000-yard rushers -- Jonathan Dwyer in 2008, Dwyer and Joshua Nesbitt in 2009, Anthony Allen in 2010, and Justin Thomas in 2014.
- Johnson has seen 15 of his players earn first-team All-ACC honors.
- Tech has produced three first-team All-Americans under Johnson -- Michael Johnson in 2008, Derrick Morgan in 2009, and Shaquille Mason in 2014.
- Since Johnson's arrival, a Tech player has been named ACC Offensive Player of the Year (Dwyer in 2008) and ACC Defensive Player of the Year (Morgan in 2009).
- Johnson is 14-7 at Tech in games decided by five points or less.
- Tech has scored more than 30 points in a game 52 times under Johnson and has a 43-9 record in those contests.
- In 2009, Tech won in Tallahassee (Fla.) for the first time in school history, beat a top-five ranked team at home (Virginia Tech) for the first time since 1962, won on the road in Charlottesville (Va.) for the first time since 1990 and earned its highest national ranking (7th) since 1999.
- In Johnson's seven seasons, Tech has scored 24 non-offensive touchdowns (including school-record six defensive touchdowns in 2014).



ACTIVE POWER-5 HEAD COACHES: MOST CAREER WINS

Rk	Coach	School	2015	Wins
1.	Frank Beamer	Virginia Tech	3-5	276
2.	Brian Kelly	Notre Dame	6-1	222
3.	Bill Snyder	Kansas State	3-4	190
4.	Gary Pinkel	Missouri	4-4	190
5.	Nick Saban	Alabama	7-1	184
6.	Bob Stoops	Oklahoma	6-1	174
7.	Paul Johnson	Georgia Tech	3-5	168
8.	Jerry Kill	Minnesota	4-3	156
9.	Rich Rodriguez	Arizona	5-3	152

BY THE NUMBERS

0 teams in college football to have rushed for more yards than Georgia Tech over the last 7+ seasons

4 The number of National Championships won by the Yellow Jackets -- only 10 teams in college football have won more

5 wide receivers under head coach Paul Johnson have been drafted since 2009 -- only five FBS teams have more in that span

6-3 Johnson's record at home versus Top 25 teams, including a 3-1 record versus Top 10 teams

7 The number of Yellow Jackets that are playing this fall as college graduates -- Golden, Noble, Braun, Marcordes, Joe, Tobin, Skov

8 career interceptions by Jamal Golden, tied for the most among active players in the ACC

16 inductees in the College Football Hall of Fame, including 2014 inductee Joe Hamilton, now a recruiting assistant for the Yellow Jackets

17.6 miles -- or 31,309 yards -- is the distance rushed by Georgia Tech in 7+ years under Paul Johnson

18 consecutive seasons playing in a bowl game -- the nation's second-longest active streak

19 times Georgia Tech has hosted an ESPN Thursday Night Game at Bobby Dodd Stadium -- the most of any college football team. This year's game versus Virginia Tech is the 20th

20 consecutive years Georgia Tech has finished .500 or better in ACC play. That's the longest active streak by any team in any BCS conference

57.9 Tech's third-down conversion percentage last season -- tied for the highest since the NCAA began recording third-down rates in 2005

59 first-team All-Americans, including former Jacket OL Shaq Mason last season

102 years Georgia Tech has played its home games on Grant Field

123 This is the 123rd season of Georgia Tech football -- the Yellow Jackets have won 712 games in that span

233 consecutive games Tech has played without being shutout (last: Oct. 18, 1997 vs. Florida State)

460 The number of wins Georgia Tech has accumulated at Bobby Dodd Stadium -- making it the winningest active venue in college football



@GeorgiaTechFB: The .604 winning pct. by @GTPaulJohnson as Tech's head coach is bettered only by GT legends John Heisman (.764) and Bobby Dodd (.713)

2015 STATISTICS

RESULTS (3-5, 1-4 ACC)

DATE	OPPONENT	SCORE	OVERALL	ACC	ATT.	TV
Sept. 3	Alcorn State	W 69-6	1-0		49,196	RSN
Sept. 12	Tulane	W 65-10	2-0		50,435	RSN
Sept. 19	at Notre Dame	L 22-30	2-1		80,795	NBC
Sept. 26	at Duke	L 20-34	2-2	0-1	20,101	ESPN2
Oct. 3	North Carolina	L 31-38	2-3	0-2	50,585	ESPN2
Oct. 10	at Clemson	L 24-43	2-4	0-3	80,893	ABC/ESPN2
Oct. 17	Pittsburgh	L 28-31	2-5	0-4	46,208	ACC Net.
Oct. 24	Florida State	W 22-16	3-5	1-4	55,000	ESPN2
Oct. 31	at Virginia					RSN
Nov. 12	Virginia Tech					ESPN
Nov. 21	at Miami					
Nov. 28	Georgia					

TEAM STATISTICS

	TECH	OPPONENT
SCORING	281	208
Points Per Game	35.1	26.0
Points Off Turnovers	57	31
FIRST DOWNS	164	142
Rushing	114	64
Passing	40	70
Penalty	10	8
RUSHING YARDAGE	2267	1319
Yards gained rushing	2497	1480
Yards lost rushing	230	161
Rushing Attempts	405	279
Average Per Rush	5.6	4.7
Average Per Game	283.4	164.9
TDs Rushing	24	16
PASSING YARDAGE	967	1558
Comp-Att-Int	54-121-6	136-229-7
Average Per Pass	8.0	6.8
Average Per Catch	17.9	11.5
Average Per Game	120.9	194.8
TDs Passing	11	9
TOTAL OFFENSE	3234	2877
Total Plays	526	508
Average Per Play	6.1	5.7
Average Per Game	404.2	359.6
KICK RETURNS: #-Yards	21-377	17-404
PUNT RETURNS: #-Yards	15-165	11-102
INT RETURNS: #-Yards	7-22	6-78
KICK RETURN AVERAGE	18.0	23.8
PUNT RETURN AVERAGE	11.0	9.3
INT RETURN AVERAGE	3.1	13.0
FUMBLES-LOST	17-6	14-7
PENALTIES-Yards	26-243	46-368
Average Per Game	30.4	46.0
PUNTS-Yards	30-1135	39-1583
Average Per Punt	37.8	40.6
Net punt average	34.4	35.3
KICKOFFS-Yards	49-3145	42-2533
Average Per Kick	64.2	60.3
Net kick average	39.6	41.2
TIME OF POSSESSION/Game	32:23	27:37
3RD-DOWN Conversions	33/99	36/103
3rd-Down Pct	33%	35%
4TH-DOWN Conversions	12/19	5/9
4th-Down Pct	63%	56%
SACKS BY-Yards	12-66	9-81
MISC YARDS	73	0
TOUCHDOWNS SCORED	37	26
FIELD GOALS-ATTEMPTS	7-10	9-13
ON-SIDE KICKS	1-3	0-1
RED-ZONE SCORES	(25-28) 89%	(22-27) 81%
RED-ZONE TOUCHDOWNS	(22-28) 79%	(16-27) 59%
PAT-ATTEMPTS	(34-35) 97%	(21-23) 91%
ATTENDANCE	251424	181879
Games/Avg Per Game	5/50285	3/60626
Neutral Site Games		0/0

SCORING

	1ST	2ND	3RD	4TH	OT	TOTAL
Georgia Tech	64	91	50	76	-	281
Opponents	55	68	40	45	-	208

RUSHING

	GP	ATT	GAIN	LOSS	NET	AVG	TD	LONG	AVG/G
Marshall, M.	7	57	508	0	508	8.9	4	64	72.6
Thomas, J.	8	107	549	149	400	3.7	6	60	50.0
Skov, P.	7	81	331	0	331	4.1	6	21	47.3
Lynch, C.	8	30	261	12	249	8.3	2	45	31.1
Snoddy, B.	4	16	176	1	175	10.9	0	48	43.8
Willis, I.	8	22	122	11	111	5.0	1	14	13.9
Jordan, M.	3	8	106	2	104	13.0	1	65	34.7
Allen, M.	7	16	85	0	85	5.3	1	17	12.1
Searcy, Q.	3	13	84	8	76	5.8	1	31	25.3
Swilling, B.	2	13	68	1	67	5.2	1	27	33.5
Marshall, T.	7	8	66	8	58	7.2	0	18	8.3
Byerly, T.	1	7	42	0	42	6.0	1	14	42.0
Lands-Davis, M.	4	10	47	12	35	3.5	0	14	8.8
McClellan, A.	7	3	26	0	26	8.7	0	14	3.7
Alford, C.	8	1	9	0	9	9.0	0	9	1.1
Braswell, R.	2	4	6	0	6	1.5	0	3	3.0
Griffin, L.	8	4	11	10	1	0.2	0	6	0.1
TEAM	6	3	0	3	-3	-1.0	0	0	-0.5
Hinjosa, R.	1	1	0	3	-3	-3.0	0	0	-3.0
Stewart, B.	8	1	0	10	-10	-10.0	0	0	-1.2
TOTAL	8	405	2497	230	2267	5.6	24	65	283.4
OPPONENTS	8	279	1480	161	1319	4.7	16	91	164.9

PASSING

	G	EFF	CMP-ATT-INT	PCT	YDS	TD	LNG	AVG/G
Thomas, J.	8	126.57	52-118-6	44.1	909	10	50	113.6
Jordan, M.	3	724.00	1-1-0	100.0	35	1	35	11.7
Rodwell, R.	8	0.00	0-1-0	0.0	0	0	0	0.0
Byerly, T.	1	293.20	1-1-0	100.0	23	0	23	23.0
TOTAL	8	131.84	54-121-6	44.6	967	11	50	120.9
OPPONENTS	8	123.39	136-229-7	59.4	1558	9	46	194.8

RECEIVING

	G	NO.	YDS	AVG	TD	LONG	AVG/G
Jeune, R.	8	15	319	21.3	3	46	39.9
Summers, M.	6	8	120	15.0	2	34	20.0
Lands-Davis, M.	4	7	69	9.9	1	26	17.2
Stewart, B.	8	5	81	16.2	0	36	10.1
Lynch, C.	8	4	126	31.5	1	50	15.8
Marshall, T.	7	3	76	25.3	1	35	10.9
Willis, I.	8	3	56	18.7	0	40	7.0
Searcy, Q.	3	3	45	15.0	1	17	15.0
Skov, P.	7	3	44	14.7	2	24	6.3
Marshall, M.	7	2	25	12.5	0	16	3.6
Allen, M.	7	1	6	6.0	0	6	0.9
TOTAL	8	54	967	17.9	11	50	120.9
OPPONENTS	8	136	1558	11.5	9	46	194.8

TOTAL OFFENSE

	G	PLAYS	RUSH	PASS	TOTAL	AVG/G
Thomas, J.	8	225	400	909	1309	163.6
Marshall, M.	7	57	508	0	508	72.6
Skov, P.	7	81	331	0	331	47.3
Lynch, C.	8	30	249	0	249	31.1
Snoddy, B.	4	16	175	0	175	43.8
Jordan, M.	3	9	104	35	139	46.3
Willis, I.	8	22	111	0	111	13.9
Allen, M.	7	16	85	0	85	12.1
Searcy, Q.	3	13	76	0	76	25.3
Swilling, B.	2	13	67	0	67	33.5
Byerly, T.	1	8	42	23	65	65.0
Marshall, T.	7	8	58	0	58	8.3
Lands-Davis, M.	4	10	35	0	35	8.8
McClellan, A.	7	3	26	0	26	3.7
Braswell, R.	2	4	6	0	6	3.0
Griffin, L.	8	4	1	0	1	0.1
TEAM	6	3	-3	0	-3	-0.5
Stewart, B.	8	1	-10	0	-10	-1.2
TOTAL	8	526	2267	967	3234	404.2
OPPONENTS	8	508	1319	1558	2877	359.6

2015 STATISTICS

----- PAT -----

SCORING	TD	FGS	KICK	RUSH	RCV	PASS	DXP	SAF	PTS
Butker, H.	0	7-10	34-34	0-0	0	0-0	0	0	55
Skov, P.	8	0-0	0-0	0-0	0	0-0	0	0	48
Thomas, J.	6	0-0	0-0	0-0	0	0-0	0	0	36
Marshall, M.	4	0-0	0-0	0-0	0	0-0	0	0	24
Lynch, C.	3	0-0	0-0	1-1	0	0-0	0	0	20
Jeune, R.	3	0-0	0-0	0-0	0	0-0	0	0	18
Summers, M.	2	0-0	0-0	0-0	0	0-0	0	0	12
Searcy, Q.	2	0-0	0-0	0-0	0	0-0	0	0	12
Jordan, M.	1	0-0	0-0	0-0	0	0-0	0	0	6
Willis, I.	1	0-0	0-0	0-0	0	0-0	0	0	6
Lands-Davis, M.	1	0-0	0-0	0-0	0	0-0	0	0	6
Marshall, T.	1	0-0	0-0	0-0	0	0-0	0	0	6
Allen, M.	1	0-0	0-0	0-0	0	0-0	0	0	6
Gotsis, A.	1	0-0	0-0	0-0	0	0-0	0	0	6
Austin, Lan.	1	0-0	0-0	0-0	0	0-0	0	0	6
Swilling, B.	1	0-0	0-0	0-0	0	0-0	0	0	6
Byerly, T.	1	0-0	0-0	0-0	0	0-0	0	0	6
TEAM	0	0-0	0-1	0-0	0	0-0	0	1	2
Gray, A.J.	0	0-0	0-0	0-0	0	0-0	0	0	0
TOTAL	37	7-10	34-35	1-1	0	0-0	0	1	281
OPPONENTS	26	9-13	21-23	0-2	1	1-1	0	1	208

PUNT RETURNS	NO.	YDS	AVG	TD	LONG
Golden, J.	11	142	12.9	0	44
Marshall, T.	1	1	1.0	0	1
Searcy, Q.	1	-2	-2.0	0	0
Stewart, B.	1	7	7.0	0	7
Milton, C.	1	17	17.0	0	0
TOTAL	15	165	11.0	0	44
OPPONENTS	11	102	9.3	0	69

INTERCEPTIONS	NO.	YDS	AVG	TD	LONG
White, D.	2	0	0.0	0	0
Milton, C.	1	0	0.0	0	0
Austin, Law.	1	0	0.0	0	0
Mitchell, B.	1	14	14.0	0	14
Golden, J.	1	0	0.0	0	0
Gray, A.J.	1	8	8.0	0	8
TOTAL	7	22	3.1	0	14
OPPONENTS	6	78	13.0	0	57

KICK RETURNS	NO.	YDS	AVG	TD	LONG
Golden, J.	15	301	20.1	0	34
Marshall, M.	3	57	19.0	0	21
Lands-Davis, M.	1	1	1.0	0	1
Mitchell, B.	1	5	5.0	0	5
Messick, A.	1	13	13.0	0	13
TOTAL	21	377	18.0	0	34
OPPONENTS	17	404	23.8	1	100

FUMBLE RETURNS	NO.	YDS	AVG	TD	LONG
Gotsis, A.	1	11	11.0	1	11
TOTAL	1	11	11.0	1	11
OPPONENTS	3	45	15.0	0	20

KICKOFFS	NO	YDS	AVG	TB	OB	RETN	NET	YDLN
Butker, H.	44	2820	64.1	27	0			
TOTAL	44	2820	64.1	27	0	404	39.6	25
OPPONENTS	38	2284	60.1	14	1	376	41.0	24

ALL PURPOSE	G	RUSH	REC	PR	KOR	IR	TOT	AVG/G
Marshall, M.	7	508	25	0	57	0	590	84.3
Golden, J.	8	0	0	142	301	0	443	55.4
Thomas, J.	8	400	0	0	0	0	400	50.0
Lynch, C.	8	249	126	0	0	0	375	46.9
Skov, P.	7	331	44	0	0	0	375	53.6
Jeune, R.	8	0	319	0	0	0	319	39.9
Snoddy, B.	4	175	0	0	0	0	175	43.8
Willis, I.	8	111	56	0	0	0	167	20.9
Marshall, T.	7	58	76	1	0	0	135	19.3
Summers, M.	6	0	120	0	0	0	120	20.0
Searcy, Q.	3	76	45	-2	0	0	119	39.7
Lands-Davis, M.	4	35	69	0	1	0	105	26.2
Jordan, M.	3	104	0	0	0	0	104	34.7
Allen, M.	7	85	6	0	0	0	91	13.0
Stewart, B.	8	-10	81	7	0	0	78	9.8
Swilling, B.	2	67	0	0	0	0	67	33.5
Byerly, T.	1	42	0	0	0	0	42	42.0
McClellan, A.	7	26	0	0	0	0	26	3.7
Mitchell, B.	8	0	0	0	5	14	19	2.4
Milton, C.	8	0	0	17	0	0	17	2.1
Messick, A.	6	0	0	0	13	0	13	2.2
Alford, C.	8	9	0	0	0	0	9	1.1
Gray, A.	8	0	0	0	0	8	8	1.0
Braswell, R.	2	6	0	0	0	0	6	3.0
Griffin, L.	8	1	0	0	0	0	1	0.1
Hinjosa, R.	1	-3	0	0	0	0	-3	-3.0
TEAM	6	-3	0	0	0	0	-3	-0.5
TOTAL	8	2267	967	165	377	22	3798	474.8
OPPONENTS	8	1319	1558	102	404	78	3461	432.6

PUNTING	NO.	YDS	AVG	LONG	TB	FC	I20	BLKD
Rodwell, R.	28	1112	39.7	59	0	7	8	0
TEAM	2	23	11.5	23	0	0	0	1
TOTAL	30	1135	37.8	59	0	7	8	1
OPPONENTS	39	1583	40.6	60	2	14	15	2

FIELD GOALS	M-A	PCT	01-19	20-29	30-39	40-49	50-99	LG	BLK
Butker, H.	7-10	70.0	0-0	0-0	3-4	2-3	2-3	53	1

FIELD GOAL SEQUENCE	GT	OPP
Alcorn State	-	35
Tulane	-	47,(37)
Notre Dame	30,43	(29)
Duke	(52),(48)	-
North Carolina	(37)	(37),47
Clemson	(39)	(21),(42)
Pittsburgh	50	(56)
Florida State	(53),(40),(35)	(20),(27),(38),56
Virginia		
Virginia Tech		
Miami		
Georgia		

Numbers in parentheses indicate field goal was made

2015 STATISTICS

DEFENSE	----- TACKLES -----				TFL/YDS	--SACKS--	----- PASS DEF -----		----- FUMBLES -----			BLKD	SAF
	GP	SOLO	AST	TOTAL		NO-YARDS	INT-YDS	BRUP	QBH	RCV-YDS	FF	KICK	
Davis, P.	8	36	18	54	4.5-8	2.0-5	.	.	2	.	1	.	.
Golden, J.	8	28	8	36	1.5-4	.	1-0	2
Freeman, K.	8	19	15	34	3.5-21	2.0-19	.	.	1	1-0	1	.	.
Marcordes, T.	8	24	8	32	4.5-19	2.0-14	1	.	.
Gotsis, A.	8	20	11	31	5.0-17	3.0-13	.	.	1	2-11	.	.	.
Austin, Law.	8	14	10	24	1.5-3	.	1-0	1
White, D.	7	20	3	23	.	.	2-0	5	.	.	1	.	.
Griffin, Co.	7	15	6	21
Smith, D.	7	15	6	21	1.0-4	.	.	1
Milton, C.	8	20	1	21	1.0-1	.	1-0	2	.	.	.	2	.
Gray, A.	8	15	5	20	.	.	1-8	.	.	1-0	.	.	.
Mitchell, B.	8	15	2	17	1.0-6	.	1-14
Gamble, P.	6	10	3	13	2.0-2	1.0-1	.	.	.	1-0	.	1	.
Hunt, J.	8	8	5	13	1.0-1
Simmons, A.	8	7	3	10	3.0-13	1.0-5	.	1	2	.	1	.	.
Noble, D.	7	7	2	9
Kallon, F.	4	5	4	9	1	.	.
Alexander, V.	8	6	3	9	1.0-1
Alford, C.	8	4	4	8
Griffin, L.	8	6	2	8	1.0-3
Chungong, R.	7	5	2	7	1.5-2
Lewis, T.	7	5	1	6
Austin, Lan.	7	4	1	5	.	.	.	2
Durham, S.	6	5	.	5
Hankins, B.	2	2	1	3
Saint-Amour, A.	3	2	1	3	1-0	.	.	.
Kagawa, S.	8	1	1	2	1-0	.	.	.
Lynch, C.	8	2	.	2
Whitehead, K.	2	1	1	2
Stargel, T.	7	2	.	2	1.0-9	1.0-9
Devine, S.	8	1	.	1
Jordan, M.	3	1	.	1	1.0-2	1	.	.
Braun, T.	8	1	.	1
Jeune, R.	8	1	.	1
Cerge-Henderson	2	1	.	1
Jackson, T.	7	1	.	1
Williams, M	2	.	1	1
Tobin, S.	6	.	1	1
Summers, M.	6	1	.	1
Thomas, J.	8	1	.	1
Willis, I.	8	1	.	1
TEAM	6	1
TOTAL	8	332	129	461	35-116	12-66	7-22	14	6	7-11	7	3	1
OPPONENTS	8	356	156	512	52.0-225	9-81	6-78	20	17	6-45	11	2	1

2015 STATISTICS

GAME-BY-GAME COMPARISON

	FINAL SCORE	QUARTERS					1ST DOWNS			RUSHING NO-YDS-TD	PASSING			TOTAL OFF		PENALTY NO-YDS	3RD DNS	4TH DNS	RED ZONE	SACK BY NO-YDS	FIELD GOALS	POSSESSION TIME																				
		1	2	3	4	OT	R	P	P-E		TOT	C-A-I	YDS	TD	ATT							YDS	F-FL	1	2	3	4	TOTAL														
Alcorn State	6	0	0	6	0	-	9	4	0	0	13	39	166	1	10	28	1	67	272	4	2	10	82	2	16	1	2	1	3	1	18	0	1	6:01	8:16	8:10	9:28	31:55				
Ga Tech<	69	34	14	14	7	-	20	4	2	0	26	52	476	9	4	5	0	77	1	57	553	2	1	0	0	0	0	0	0	0	8:59	6:44	6:50	5:32	28:05							
Tulane	10	0	7	0	3	-	8	9	1	0	18	33	71	0	15	33	1	66	248	2	1	4	34	6	15	0	2	1	1	1	8	5	7	35	5	39	7	44	26:05			
Ga Tech<	65	7	21	16	21	-	21	7	0	0	28	56	439	6	8	10	0	132	3	66	571	1	1	2	24	6	9	2	2	5	5	3	15	0	0	9:53	7:25	9:21	7:16	33:55		
Notre Dame<	30	7	6	3	14	-	8	9	0	0	17	32	215	3	21	30	1	62	457	1	1	8	55	4	11	0	0	3	4	1	3	6	46	9	32	6	42	4	08	27:08		
Ga Tech	22	0	7	0	15	-	12	6	3	0	21	47	216	1	8	24	0	121	2	71	337	3	1	4	30	3	15	2	3	2	4	1	10	0	2	8:14	5:28	8:18	10:52	32:52		
Duke<	34	19	0	7	8	-	5	6	0	0	11	36	165	3	17	25	1	61	279	1	1	4	35	6	16	1	1	3	3	2	18	0	0	7	53	4	26	5	37	6	29	24:25
Ga Tech	20	3	7	3	7	-	11	5	0	0	16	60	173	1	6	22	1	143	1	82	316	4	1	5	19	1	5	2	2	1	3	2	7	07	10:34	9:23	8:31	35:35				
N Carolina<	38	0	14	10	14	-	11	8	2	0	21	31	231	4	15	26	1	57	413	1	0	6	42	2	8	1	1	4	4	0	0	3	28	5	17	6	19	6	11	21:15		
Ga Tech	31	7	14	7	3	-	17	8	2	0	27	59	255	3	12	21	1	162	1	80	417	4	1	4	39	5	13	3	5	6	2	3	1	1	11:32	9:43	8:41	8:49	38:45			
Clemson<	43	19	14	7	3	-	7	15	2	0	24	41	201	3	19	33	2	74	537	2	2	4	45	10	16	0	1	3	4	2	15	2	2	8	27	5	00	5	45	11	24	30:36
Ga Tech	24	3	7	7	7	-	6	5	1	0	12	42	71	0	6	14	1	159	2	56	230	0	0	5	50	1	12	1	1	1	1	1	1	6	33	10:00	9:15	3:36	29:24			
Pitt<	31	7	14	7	3	-	12	8	1	0	21	43	200	1	19	23	3	66	391	2	0	4	30	4	11	2	2	4	4	1	9	1	1	10	0	6	30	8	26	9	24	34:20
Ga Tech	28	7	14	0	7	-	15	3	1	0	19	40	376	3	6	15	1	106	1	55	482	3	1	5	54	5	11	1	1	2	2	0	0	1	5	00	8:30	6:34	5:36	25:40		
Florida State	16	3	13	0	0	-	4	11	2	0	17	24	70	1	19	31	0	55	280	1	0	6	45	2	10	0	0	3	4	1	10	3	4	7	07	7	19	2	44	7	59	25:09
Ga Tech<	22	3	7	3	9	-	12	2	1	0	15	49	261	1	4	10	2	67	0	59	328	0	0	5	41	5	14	1	1	1	3	17	3	7	53	7:41	12:16	7:01	34:51			

GEORGIA TECH: RED ZONE

25 of 28 (89.3%) – TD PCT: 22 of 28 (78.6%)

OPPONENT	SCORE	TIMES IN RZ	TIMES SCORED	PTS	TOTAL TDS	RUSH TDS	PASS TDS	FGS MADE	FGA	—FAILED TO SCORE INSIDE RZ—					
										DOWNS	INT	FUMB	HALF	GAME	
Alcorn State	W, 69-6	7	7	48	7	6	1	0	0	0	0	0	0	0	0
Tulane	W, 65-10	5	5	35	5	4	1	0	0	0	0	0	0	0	
Notre Dame	L, 22-30	4	2	14	2	1	1	0	2	0	0	0	0	0	
Duke	L, 20-34	2	2	14	2	1	1	0	0	0	0	0	0	0	
North Carolina	L, 31-38	6	5	31	4	3	1	1	0	1	0	0	0	0	
Clemson	L, 24-43	1	1	3	0	0	0	1	0	0	0	0	0	0	
Pitt	L, 28-31	2	2	14	2	2	0	0	0	0	0	0	0	0	
Florida State	W, 22-16	1	1	3	0	0	0	1	0	0	0	0	0	0	
TOTALS		28	25	162	22	17	5	3	2	1	0	0	0	0	

OPPONENT: RED ZONE

22 of 27 (81.5%) – TD PCT: 16 of 27 (59.3%)

OPPONENT	SCORE	TIMES IN RZ	TIMES SCORED	PTS	TOTAL TDS	RUSH TDS	PASS TDS	FGS MADE	FGA	—FAILED TO SCORE INSIDE RZ—				
										DOWNS	INT	FUMB	HALF	GAME
Alcorn State	W, 69-6	3	1	6	1	1	0	0	1	0	0	0	1	0
Tulane	W, 65-10	1	1	3	0	0	0	1	0	0	0	0	0	0
at Notre Dame	L, 22-30	4	3	16	2	2	0	1	0	0	1	0	0	0
at Duke	L, 20-34	3	3	19	3	2	1	0	0	0	0	0	0	0
North Carolina	L, 31-38	4	4	24	3	3	0	1	0	0	0	0	0	0
Clemson	L, 24-43	4	3	17	2	1	1	1	0	1	0	0	0	0
Pitt	L, 28-31	4	4	28	4	1	3	0	0	0	0	0	0	0
Florida State	W, 22-16	4	3	13	1	1	0	2	0	0	1	0	0	0
TOTALS		27	22	126	16	11	5	6	1	1	2	0	1	0

2015 STATISTICS

INDIVIDUAL GAME-BY-GAME PASSING

THOMAS, J.	ATT	COMP	INT	PCT	YARDS	TD	LONG	SACK	YDS	EFFIC	JORDAN, M.	ATT	COMP	INT	PCT	YARDS	TD	LONG	SACK	YDS	EFFIC
Alcorn State	3	4	0	75.0	54	1	24	1	18	270.9	Alcorn State	0	0	0	0.0	0	0	0	0	0	0.0
Tulane	9	7	0	77.8	97	2	30	1	8	241.6	Tulane	1	1	0	100.0	35	1	35	0	0	724.0
Notre Dame	24	8	0	33.3	121	2	28	1	3	103.2	Notre Dame	DNP									
Duke	21	6	1	28.6	143	1	35	2	18	92.0	Duke	DNP									
North Carolina	12	21	1	57.1	162	1	40	0	0	128.1	North Carolina	DNP									
Clemson	14	6	1	42.9	159	2	59	2	15	171.1	Clemson	0	0	0	0.0	0	0	0	0	0	0.0
Pitt	15	6	1	40.0	106	1	34	1	9	108.0	Pitt	DNP									
Florida State	10	4	2	40.0	67	0	36	1	10	56.3	Florida State	DNP									
TOTALS	118	52	6	44.1	909	10	59	9	81	126.6	TOTALS	1	1	0	100.0	35	1	35	0	0	724.0

INDIVIDUAL GAME-BY-GAME RUSHING

	No-Yds/TD	ASU	TUL	ND	DUKE	UNC	CLEM	PITT	FSU	UVA	VT	MIAMI	UGA
Marcus Marshall	57-508/4	8-184/2	6-37/0	1-0/0	5-14/0	DNP	11-45/0	10-159/2	16-69/0				
Justin Thomas	107-400/6	3-2/1	10-71/1	11-27/0	24-58/1	18-56/2	14-3/0	14-95/0	13-88/1				
Patrick Skov	81-331/6	12-72/3	11-50/1	18-66/1	19-75/0	15-56/0	2-4/0	4-8/1	DNP				
Clinton Lynch	30-249/2	2-17/0	1-45/1	2-25/0	3--8/0	8-48/1	1-3/0	7-67/0	6-52/0				
Broderick Snoddy	16-175/0	3-51/0	4-35/0	7-77/0	2-12/0	DNP	DNP	DNP	DNP				
Isiah Willis	22-111/1	1-1/1	1-13/0	-	2-7/0	9-40/0	-	2-21/0	7-29/0				
Matthew Jordan	8-104/1	3-18/0	3-72/1	DNP	DNP	DNP	2-14/0	DNP	DNP				
Marcus Allen	16-85/1	3-21/0	2-20/1	DNP	2-15/0	1-6/0	4-8/0	-	4-15/0				
Qua Searcy	13-76/1	1-31/0	6-35/1	6-10/0	DNP	DNP	DNP	DNP	DNP				
Brady Swilling	13-67/1	7-18/1	6-49/0	DNP	DNP	DNP	DNP	DNP	DNP				
TaQuon Marshall	8-58/0	1-18/0	2-10/0	2-11/0	1-11/0	DNP	1--6/0	1-14/0	DNP				
Tim Byerly	7-42/1	7-42/1	DNP	DNP	DNP	DNP	DNP	DNP	DNP				
Mikell Lands-Davis	10-35/0	DNP	DNP	DNP	DNP	3-18/0	3-2/0	1-7/0	3-8/0				
Austin McClellan	3-26/0	-	-	-	DNP	3-26/0	-	-	DNP				
Ryan Braswell	4-6/0	1-1/0	3-5/0	DNP	DNP	DNP	DNP	DNP	DNP				
Lynn Griffin	4-1/0	-	-	-	-	1-6/0	2--10/0	1-5/0	DNP				
TEAM	3--3/0	-	-	DNP	1--1/0	1--1/0	1--1/0	DNP	DNP				
Roberto Hinjosa	1--3/0	DNP	1--3/0	DNP	DNP	DNP	DNP	DNP	DNP				
Brad Stewart	1--10/0	-	-	-	1--10/0	-	-	-	-				

INDIVIDUAL GAME-BY-GAME RECEIVING

	No-Yds/TD	ASU	TUL	ND	DUKE	UNC	CLEM	PITT	FSU	UVA	VT	MIAMI	UGA
Ricky Jeune	15-319/3	1-23/0	1-6/0	1-11/0	4-91/1	3-42/0	2-69/1	2-44/1	1-33/0				
Clinton Lynch	4-126/1	-	-	1-28/0	1-35/0	1-13/0	1-50/1	-	-				
Micheal Summers	8-120/2	1-19/1	3-45/1	1-10/0	DNP	DNP	1-3/0	2-43/0	-				
Brad Stewart	5-81/0	-	1-13/0	-	-	3-32/0	-	-	1-36/0				
TaQuon Marshall	3-76/1	1-24/0	1-35/1	-	1-17/0	DNP	-	-	DNP				
Mikell Lands-Davis	7-69/1	DNP	DNP	DNP	DNP	2-24/1	2-37/0	1-10/0	2--2/0				
Isiah Willis	3-56/0	-	-	2-16/0	-	1-40/0	-	-	-				
Qua Searcy	3-45/1	1-11/0	1-17/1	1-17/0	DNP	DNP	DNP	DNP	DNP				
Patrick Skov	3-44/2	-	-	2-39/2	-	1-5/0	-	-	DNP				
Marcus Marshall	2-25/0	-	1-16/0	-	-	DNP	-	1-9/0	-				
Marcus Allen	1-6/0	-	-	DNP	-	1-6/0	-	-	-				

2015 STATISTICS

INDIVIDUAL GAME-BY-GAME PUNT RETURNS

	No-Yds	ASU	TUL	ND	DUKE	UNC	CLEM	PITT	FSU	UVA	VT	MIAMI	UGA
Jamal Golden	11-142	2-45	1-44	3-43	1--1	-	1--2	-	3-13				
Chris Milton	1-17	-	1-17	-	-	-	-	-	-				
Brad Stewart	1-7	-	-	-	1-7	-	-	-	-				
TaQuon Marshall	1-1	1-1	-	-	-	DNP	-	-	DNP				
Qua Searcy	1--2	1--2	-	-	DNP	DNP	DNP	DNP	DNP				

INDIVIDUAL GAME-BY-GAME KICKOFF RETURNS

	No-Yds	ASU	TUL	ND	DUKE	UNC	CLEM	PITT	FSU	UVA	VT	MIAMI	UGA
Jamal Golden	15-301	1-16	1-34	2-39	4-80	2-52	3-42	2-38	-				
Marcus Marshall	3-57	-	-	1-21	-	DNP	2-36	-	-				
Antonio Messick	1-13	-	-	-	1-13	-	DNP	DNP	-				
Brant Mitchell	1-5	1-5	-	-	-	-	-	-	-				
Mikell Lands-Davis	1-1	DNP	DNP	DNP	DNP	-	-	-	1-1				

INDIVIDUAL GAME-BY-GAME ALL-PURPOSE YARDS

	Yds	ASU	TUL	ND	DUKE	UNC	CLEM	PITT	FSU	UVA	VT	MIAMI	UGA
Marcus Marshall	590	184	53	21	14	DNP	81	168	69				
Jamal Golden	443	61	78	82	79	52	40	38	13				
Justin Thomas	400	2	71	27	58	56	3	95	88				
Patrick Skov	375	72	50	105	75	61	4	8	DNP				
Clinton Lynch	375	17	45	53	27	61	53	67	52				
Ricky Jeune	319	23	6	11	91	42	69	44	33				
Broderick Snoddy	175	51	35	77	12	DNP	DNP	DNP	DNP				
Isiah Willis	167	1	13	16	7	80	-	21	29				
TaQuon Marshall	135	43	45	11	28	DNP	-6	14	DNP				
Micheal Summers	120	19	45	10	DNP	DNP	3	43	-				
Qua Searcy	119	40	52	27	DNP	DNP	DNP	DNP	DNP				
Mikell Lands-Davis	105	DNP	DNP	DNP	DNP	42	39	17	7				
Matthew Jordan	104	18	72	DNP	DNP	DNP	14	DNP	DNP				
Brad Stewart	103	18	49	DNP	DNP	DNP	DNP	DNP	36				
Marcus Allen	91	21	20	DNP	15	12	8	-	15				
Tim Byerly	42	42	DNP	DNP	DNP	DNP	DNP	DNP	DNP				
Austin McClellan	26	-	-	-	DNP	26	-	-	DNP				
Brant Mitchell	19	5	-	-	-	-	14	-	-				
Chris Milton	17	-	17	-	-	-	-	-	-				
Antonio Messick	13	-	-	-	13	-	DNP	DNP	-				
Chase Alford	9	-	-	-	-	-	9	-	-				
A.J. Gray	8	-	-	-	8	-	-	-	-				

INDIVIDUAL GAME-BY-GAME INTERCEPTION RETURNS

	No.-Yds	ASU	TUL	ND	DUKE	UNC	CLEM	PITT	FSU	UVA	VT	MIAMI	UGA
D.J. White	2-0	-	1-0	1-0	-	-	-	-	DNP				
Brant Mitchell	1-14	-	-	-	-	-	1-14	-	-				
A.J. Gray	1-8	-	-	-	1-8	-	-	-	-				
Chris Milton	1-0	1-0	-	-	-	-	-	-	-				
Lawrence Austin	1-0	-	-	-	1-0	-	-	-	-				
Jamal Golden	1-0	-	-	-	-	-	-	-	1-0				

INDIVIDUAL GAME-BY-GAME FUMBLE RETURNS

	No.-Yds	ASU	TUL	ND	DUKE	UNC	CLEM	PITT	FSU	UVA	VT	MIAMI	UGA
Adam Gotsis	1-11	-	-	1-11	-	-	-	-	-				

INDIVIDUAL GAME-BY-GAME FUMBLES

	Force-Recover	ASU	TUL	ND	DUKE	UNC	CLEM	PITT	FSU	UVA	VT	MIAMI	UGA
KeShun Freeman	1-1	1-0	-	-	0-1	-	-	-	-				
Adam Gotsis	0-2	-	-	0-1	-	-	0-1	-	-				
P.J. Davis	1-0	-	-	-	1-0	-	-	-	-				
Matthew Jordan	1-0	1-0	-	DNP	DNP	DNP	-	-	DNP				
Francis Kallon	1-0	1-0	-	DNP	-	-	-	-	-				
Tyler Marcordes	1-0	-	-	1-0	-	-	-	-	-				
Antonio Simmons	1-0	1-0	-	-	-	-	-	-	-				
D.J. White	1-0	-	-	-	-	1-0	-	-	DNP				
A.J. Gray	0-1	0-1	-	-	-	-	-	-	-				
Shaun Kagawa	0-1	0-1	-	-	-	-	-	-	-				
Anree Saint-Amour	0-1	-	0-1	DNP	DNP	-	DNP	-	DNP				
Patrick Gamble	0-1	-	-	-	DNP	DNP	0-1	-	-				

2015 STATISTICS

INDIVIDUAL GAME-BY-GAME TACKLES

	Solo-Assist Total	ASU	TUL	ND	DUKE	UNC	CLEM	PITT	FSU	UVA	VT	MIAMI	UGA
P.J. Davis	36-18	54	2-0	5-1	6-2	9-4	4-1	3-3	7-2	0-5			
Jamal Golden	28-8	36	2-0	1-0	4-0	1-3	5-0	6-2	2-1	7-2			
KeShun Freeman	19-15	34	2-0	1-1	1-4	5-0	2-1	1-5	4-0	3-4			
Tyler Marcordes	24-8	32	1-0	2-1	4-3	3-2	3-0	4-1	6-1	1-0			
Adam Gotsis	20-11	31	1-0	3-3	2-1	4-2	-	4-4	3-0	3-1			
Lawrence Austin	14-10	24	1-1	1-0	1-2	2-2	3-2	0-1	2-0	4-2			
D.J. White	20-3	23	1-0	3-0	4-0	0-2	5-0	3-1	4-0	DNP			
Corey Griffin	15-6	21	5-1	-	DNP	1-1	-	3-3	6-0	0-1			
Demond Smith	15-6	21	1-0	3-0	0-2	3-3	5-1	-	DNP	3-0			
Chris Milton	20-1	21	-	-	7-0	1-1	2-0	1-0	4-0	5-0			
A.J. Gray	15-5	20	3-1	3-1	-	1-1	2-0	4-1	2-0	0-1			
Brant Mitchell	15-2	17	3-0	0-1	-	2-1	-	4-0	5-0	1-0			
Jabari Hunt	8-5	13	1-0	2-0	1-1	1-2	2-0	1-1	-	0-1			
Pat Gamble	10-3	13	-	2-1	2-1	DNP	DNP	2-0	3-0	1-1			
Antonio Simmons	7-3	10	1-1	1-1	1-1	2-0	1-0	1-0	-	-			
Domonique Noble	7-2	9	1-0	4-1	1-0	1-0	0-1	-	DNP	-			
Victor Alexander	6-3	9	1-1	4-1	-	-	-	1-1	-	-			
Francis Kallon	5-4	9	3-2	0-1	DNP	-	2-1	DNP	DNP	-			
Lynn Griffin	6-2	8	4-2	1-0	-	-	-	-	1-0	DNP			
Chase Alford	4-4	8	1-2	0-1	0-1	-	-	1-0	2-0	-			
Rod Rook-Chungong	5-2	7	-	2-0	-	DNP	-	2-1	1-0	0-1			
Terrell Lewis	5-1	6	4-0	-	-	-	0-1	1-0	-	-			
Step Durham	5-0	5	-	-	1-0	2-0	DNP	-	DNP	2-0			
Lance Austin	4-1	5	1-0	1-0	-	-	-	1-0	DNP	1-1			
Anree Saint-Amour	2-1	3	-	2-1	DNP	DNP	DNP	-	DNP	DNP			
Kendrius Whitehead	1-1	2	1-1	-	DNP	DNP	DNP	DNP	DNP	DNP			
Tyler Stargel	2-0	2	2-0	DNP	-	-	-	-	-	-			
Shaun Kagawa	1-1	2	-	0-1	-	-	-	-	1-0	-			
Tre Jackson	1-0	1	1-0	-	DNP	-	-	-	-	DNP			
Sean Tobin	0-1	1	-	-	0-1	-	-	-	DNP	-			
Mitch Williams	0-1	1	0-1	-	DNP	DNP	DNP	DNP	DNP	DNP			
Kyle Cerge-Henderson	1-0	1	DNP	DNP	DNP	DNP	-	1-0	DNP	DNP			

INDIVIDUAL GAME-BY-GAME SACKS

	Solo-Assist Total	ASU	TUL	ND	DUKE	UNC	CLEM	PITT	FSU	UVA	VT	MIAMI	UGA
Adam Gotsis	3-0	3.0	-	1.0-1	1.0-10	-	-	-	-	1.0-2			
P.J. Davis	2-0	2.0	-	-	-	1.0-3	1.0-2	-	-	-			
Tyler Marcordes	2-0	2.0	-	1.0-9	-	-	1.0-5	-	-	-			
KeShun Freeman	2-0	2.0	-	1.0-5	-	-	-	-	-	1.0-14			
Tyler Stargel	1-0	1.0	1.0-9	DNP	-	-	-	-	-	-			
Antonio Simmons	1-0	1.0	1.0-5	-	-	-	-	-	-	-			
Pat Gamble	1-0	1.0	-	-	-	DNP	DNP	-	-	1.0-1			

INDIVIDUAL GAME-BY-GAME TACKLES FOR LOSS

	Solo-Assist Total	ASU	TUL	ND	DUKE	UNC	CLEM	PITT	FSU	UVA	VT	MIAMI	UGA
Adam Gotsis	5-0	5.0	1.0-2	2.0-3	1.0-10	-	-	-	-	1.0-2			
Tyler Marcordes	4-1	4.5	-	1.0-9	1.0-1	-	1.0-2	1.5-7	-	-			
P.J. Davis	4-1	4.5	1.0-2	-	0.5-0	1.0-3	2.0-3	-	-	-			
KeShun Freeman	3-1	3.5	-	1.0-5	0.5-1	-	1.0-1	-	-	1.0-14			
Antonion Simmons	3-0	3.0	1.0-5	-	1.0-4	1.0-4	-	-	-	-			
Pat Gamble	2-0	2.0	-	1.0-1	-	DNP	DNP	-	-	1.0-1			
Jamal Golden	1-1	1.5	-	-	-	-	0.5-0	-	-	1.0-4			
Rod Rook-Chungong	1-1	1.5	-	-	-	DNP	-	1.5-2	-	-			
Lawrence Austin	1-1	1.5	-	-	-	-	1.0-1	0.5-2	-	-			
Brant Mitchell	1-0	1.0	1.0-6	-	-	-	-	-	-	-			
Lynn Griffin	1-0	1.0	1.0-3	-	-	-	-	-	-	DNP			
Jabari Hunt	1-0	1.0	-	-	-	1.0-1	-	-	-	-			
Tyler Stargel	1-0	1.0	1.0-9	DNP	-	-	-	-	-	-			
Chris Milton	1-0	1.0	-	-	1.0-1	-	-	-	-	-			
Victor Alexander	1-0	1.0	1.0-1	-	-	-	-	-	-	-			
Matthew Jordan	1-0	1.0	1.0-2	-	DNP	DNP	DNP	-	DNP	DNP			
Demond Smith	1-0	1.0	-	1.0-4	-	-	-	-	DNP	-			

2015 STATISTICS

GEORGIA TECH SCORING DRIVES

	QTR	TD	FG	PLAYERS	PLAY	PLAYS	YDS	TIME
Alcorn St.	1	X		Justin Thomas	13-yard rush	5	63	2:05
	1	X		Patrick Skov	3-yard rush	6	29	3:04
	1	X		Isiah Willis	1-yard rush	5	59	1:42
	1	X		Justin Thomas to Micheal Summers	19-yard pass	3	69	1:10
	1	X		Marcus Marshall	49-yard rush	2	31	0:53
	2	X		Patrick Skov	21-yard rush	6	71	3:11
	2	X		Tim Byerly	8-yard rush	7	59	3:21
	3	X		Patrick Skov	4-yard rush	9	82	4:44
Tulane	3	X		Marcus Marshall	64-yard rush	4	83	1:58
	4	X		Brady Swilling	1-yard rush	3	5	1:25
	1	X		Qua Searcy	13-yard rush	6	35	3:00
	2	X		Patrick Skov	6-yard rush	11	70	6:50
	2	X		Justin Thomas	4-yard rush	3	10	1:21
	2	X		Justin Thomas to Qua Searcy	17-yard pass	4	38	0:36
	3	X		Clinton Lynch	45-yard rush	4	75	2:02
	3	X		Team Safety				
Notre Dame	3	X		Justin Thomas to Micheal Summers	30-yard pass	5	63	2:42
	4	X		Matthew Jordan to TaQuon Marshall	35-yard pass	9	91	4:38
	4	X		Matthew Jordan	65-yard rush	1	65	0:10
	4	X		Marcus Allen	17-yard rush	2	20	0:42
	2	X		Patrick Skov	5-yard rush	4	80	1:30
	4	X		Justin Thomas to Patrick Skov	24-yard pass	13	79	6:10
	4	X		Justin Thomas to Patrick Skov	15-yard pass	3	43	0:26
Duke	1	X		Harrison Butker	52-yard FG	6	16	2:45
	2	X		Justin Thomas to Ricky Jeune	10-yard pass	12	74	4:02
	3	X		Harrison Butker	48-yard FG	4	2	1:24
	4	X		Justin Thomas	12-yard rush	11	88	4:45
UNC	1	X		Justin Thomas	1-yard rush	10	64	5:06
	2	X		Clinton Lynch	14-yard rush	14	85	7:40
	2	X		Justin Thomas	1-yard rush	13	68	7:44
	3	X		Justin Thomas to M. Lands-Davis	19-yard pass	4	43	1:48
4	X		Harrison Butker	37-yard FG	7	55	2:06	
Clemson	1	X		Harrison Butker	39-yard FG	4	-2	0:57
	2	X		Justin Thomas to Clinton Lynch	50-yard pass	7	75	3:45
	3	X		Adam Gotsis fumble recovery				
	4	X		Justin Thomas to Ricky Jeune	46-yard pass	6	74	3:11
Pitt	1	X		Marcus Marshall	58-yard rush	3	75	1:21
	2	X		Justin Thomas to Ricky Jeune	29-yard pass	5	86	2:24
	2	X		Patrick Skov	1-yard rush	10	86	5:28
	4	X		Marcus Marshall	7-yard rush	5	75	2:16
Florida St.	1	X		Harrison Butker	53-yard FG	9	39	4:36
	2	X		Justin Thomas	60-yard rush	4	94	1:46
	3	X		Harrison Butker	40-yard FG	11	52	6:33
	4	X		Harrison Butker	35-yard FG	8	45	3:31
	4	X		Lance Austin missed FG return				

OPPONENT SCORING DRIVES

	QTR	TD	FG	PLAYERS	PLAY	PLAYS	YDS	TIME
Alcorn St.	3	X		Aaron Baker	1-yard rush	10	75	4:39
Tulane	2	X		Tanner Lee to Devon Breaux	44-yard pass	7	91	3:20
	4	X		Andrew DiRocco	37-yard FG	16	65	6:26
Notre Dame	1	X		DeShone Kizer to Will Fuller	46-yard pass	6	65	1:38
	2	X		C.J. Prosise	17-yard rush	10	82	3:46
	3	X		Justin Yoon	29-yard FG	4	23	1:43
	4	X		C.J. Prosise	1-yard rush	9	59	3:24
Duke	4	X		C.J. Prosise	91-yard rush	2	86	1:05
	1	X		Shaq Powell	4-yard rush	12	75	4:35
	1	X		Thomas Sirk to T.J. Rahming	11-yard pass	4	48	1:51
	1	X		Shaq Powell	1-yard rush	1	1	0:01
UNC	3	X		DeVon Edwards	100-yard KO			
	4	X		Shaq Powell	30-yard rush	4	39	0:23
	2	X		Elijah Hood	2-yard rush	9	75	3:05
	2	X		Marquise Williams	7-yard rush	6	44	0:52
UNC	3	X		Nick Weiler	37-yard FG	7	55	2:25
	3	X		Elijah Hood	1-yard rush	11	75	3:54
	4	X		Quinshad Davis to Marquise Williams	37-yard pass	1	37	0:10
	4	X		Marquise Williams	27-yard rush	5	59	1:58
Clemson	1	X		Wayne Gallman	66-yard rush	3	75	1:05
	1	X		Huegel	21-yard FG	6	32	1:30
	1	X		Wayne Gallman	1-yard rush	10	80	3:54
	1	X		Team punt, -24 yards	Safety			
Clemson	2	X		Deshaun Waton to Jordan Leggett	29-yard pass	5	66	1:55
	2	X		Deshaun Waton to Jordan Leggett	8-yard pass	9	70	1:32
	3	X		Zac Brooks	35-yard rush	4	70	1:26
	4	X		Ammon Lakin	42-yard FG	9	50	4:01
Pitt	1	X		Nate Peterman to Tyler Boyd	6-yard pass	13	75	7:10
	2	X		Qadree Ollison	1-yard rush	5	75	2:12
	2	X		Nate Peterman to Tyler Boyd	17-yard pass	8	75	4:18
	3	X		Nate Peterman to J.P. Holtz	6-yard pass	8	49	4:00
4	X		Chris Blewitt	56-yard FG	14	31	7:02	
Florida St.	1	X		Roberto Aguayo	20-yard FG	5	17	2:17
	2	X		Dalvin Cook	2-yard rush	1	2	0:05
	2	X		Roberto Aguayo	27-yard FG	10	66	4:33
	2	X		Roberto Aguayo	38-yard FG	9	54	2:22

SCORING DRIVES SUMMARY

	Georgia Tech	Opponents
Touchdown plays of 20-plus yards	13	11
Touchdown plays of 50-plus yards	3	3
Touchdown drives of 80-plus yards	9	4
Touchdown drives of 90-plus yards	2	1
Touchdown drives of 20 yards or less	6	2
Touchdown drives of 5:00 or more	7	3
Touchdown drives of 7:00 or more	2	2
Touchdown drives of 3:00 or less	23	19
Touchdown drives of 2:00 or less	16	15
Touchdown drives of 1:00 or less	6	5
Touchdown drives of 5 plays or less	21	12
Touchdown drives of 10 plays or more	9	9
Touchdown drives of 1 play	1	3

2015 STATISTICS

GEORGIA TECH BIG PLAYS (25+ YARDS)

NO.	OPPONENT	PLAYER(S)	PLAY	DOWN/DIST	YDS	* Touchdown
1	Alcorn State (5)	Qua Searcy	Rush	2nd/6	31	
2		Jamal Golden	Punt Ret.	--	35	
3		Marcus Marshall	Rush	2nd/28	49*	
4		Marcus Marshall	Rush	1st/10	37	
5		Marcus Marshall	Rush	2nd/1	64*	
6	Tulane (9)	Jamal Golden	Punt Ret.	--	44	
7		Clinton Lynch	Rush	1st/10	45*	
8		Jamal Golden	KO Ret.	--	34	
9		Justin Thomas	Rush	1st/10	26	
10		Justin Thomas to Micheal Summers	Pass	2nd/14	30*	
11		Matthew Jordan to TaQuon Marshall	Pass	1st/10	35*	
12		Matthew Jordan	Rush	1st/10	65*	
13		Brady Swilling	Rush	4th/9	27	
14	Notre Dame (2)	Justin Thomas to Clinton Lynch	Pass	1st/10	28	
15		Broderick Snoddy	Rush	2nd/5	48	
16	Duke (4)	Justin Thomas to Ricky Jeune	Pass	1st/10	30	
17		Justin Thomas to Clinton Lynch	Pass	2nd/2	35	
18		Jamal Golden	KO Ret.	--	30	
19		Justin Thomas to Ricky Jeune	Pass	1st/10	33	
20	UNC (2)	Jamal Golden	KO Ret.	--	31	
21		Justin Thomas to Isiah Willis	Pass	1st/10	40	
22	Clemson (3)	Justin Thomas to Clinton Lynch	Pass	2nd/9	50*	
23		Justin Thomas to Mikell Lands-Davis	Pass	2nd/16	26	
24		Justin Thomas to Ricky Jeune	Pass	2nd/16	46*	
25	Pitt (6)	Marcus Marshall	Rush	2nd/11	58*	
26		Justin Thomas to Micheal Summers	Pass	1st/10	34	
27		Justin Thomas	Rush	1st/10	51	
28		Justin Thomas to Ricky Jeune	Pass	2nd/15	29*	
29		Justin Thomas	Rush	1st/10	45	
30		Marcus Marshall	Rush	1st/10	58	
31	Florida State (4)	Justin Thomas to Ricky Jeune	Pass	2nd/13	33	
32		Justin Thomas	Rush	2nd/6	60*	
33		Justin Thomas to Brad Stewart	Pass	4th/6	36	
34		Lance Austin	Block Ret.		78*	

OPPONENT BIG PLAYS (25+ YARDS)

NO.	OPPONENT	PLAYER(S)	PLAY	DOWN/DIST	YDS	* Touchdown
1	Alcorn State (1)	John Gibbs, Jr.	Rush	3rd/11	30	
2	Tulane (2)	Sherman Badie	KO Ret.		26	
3		Tanner Lee to Devon Breaux	Pass	2nd/6	44*	
4	Notre Dame (4)	DeShone Kizer to Will Fuller	Pass	3rd/20	46*	
5		DeShone Kizer to Will Fuller	Pass	2nd/7	27	
6		DeShone Kizer to Will Fuller	Pass	3rd/7	36	
7		C.J. Prosise	Rush	2nd/15	91*	
8	Duke (4)	Thomas Sirk to Max McCaffrey	Pass	1st/10	32	
9		Ryan Smith	Punt Ret.		69	
10		DeVon Edwards	KO Ret.		100*	
11		Shaq Powell	Rush	4th/1	30*	
12	UNC (6)	Marquise Williams to Austin Proehl	Pass	3rd/15	26	
13		Marquise Williams to Mack Hollins	Pass	1st/10	25	
14		Marquise Williams	Rush	2nd/5	25	
15		Quinshad Davis to Marquise Williams	Pass	1st/10	37*	
16		Marquise Williams	Rush	1st/10	27	
17		Marquise Williams	Rush	4th/5	27*	
18	Clemson (6)	Wayne Gallman	Rush	3rd/1	66*	
19		Deshaun Watson to Germone Hopper	Pass	3rd/10	32	
20		Deshaun Watson to Jordan Leggett	Pass	2nd/5	29*	
21		Zac Brooks	Rush	1st/10	35*	
22		Nick Schuessler to Deon Cain	Pass	3rd/7	38	
23		Nick Schuessler to Trevion Thompson	Pass	3rd/7	33	
24	Pitt (3)	Nate Peterman to D. Ford	Pass	2nd/7	41	
25		Tyler Boyd to Challingsworth	Pass	1st/10	29	
26		Tyler Boyd	KO Ret.		31	
27	Florida State (1)	Lamarcus Brutus	INT Ret.		57	

BIG PLAYS FROM SCRIMMAGE SUMMARY

RUSH/CATCH	25-29	30-39	40-49	50-59	60-69	70-79	80-89	90-99	TOTAL
Marshall, M.	0 (0-0)	1 (1-0)	1 (1-0)	2 (2-0)	1 (1-0)	0 (0-0)	0 (0-0)	0 (0-0)	5 (5-0)
Jeune, R.	1 (0-1)	3 (0-3)	1 (0-1)	0 (0-0)	0 (0-0)	0 (0-0)	0 (0-0)	0 (0-0)	5 (0-5)
Thomas, J.	1 (1-0)	0 (0-0)	1 (1-0)	1 (1-0)	1 (1-0)	0 (0-0)	0 (0-0)	0 (0-0)	4 (4-0)
Lynch, C.	1 (0-1)	1 (0-1)	1 (1-0)	1 (0-1)	0 (0-0)	0 (0-0)	0 (0-0)	0 (0-0)	4 (1-3)
Summers, M.	0 (0-0)	2 (0-2)	0 (0-0)	0 (0-0)	0 (0-0)	0 (0-0)	0 (0-0)	0 (0-0)	2 (0-2)
Searcy, Q.	0 (0-0)	1 (1-0)	0 (0-0)	0 (0-0)	0 (0-0)	0 (0-0)	0 (0-0)	0 (0-0)	1 (1-0)
Jordan, M.	0 (0-0)	0 (0-0)	0 (0-0)	0 (0-0)	1 (1-0)	0 (0-0)	0 (0-0)	0 (0-0)	1 (1-0)
Swilling, B.	1 (1-0)	0 (0-0)	0 (0-0)	0 (0-0)	0 (0-0)	0 (0-0)	0 (0-0)	0 (0-0)	1 (1-0)
Marshall, T.	0 (0-0)	1 (0-1)	0 (0-0)	0 (0-0)	0 (0-0)	0 (0-0)	0 (0-0)	0 (0-0)	1 (0-1)
Willis, I.	0 (0-0)	0 (0-0)	1 (0-1)	0 (0-0)	0 (0-0)	0 (0-0)	0 (0-0)	0 (0-0)	1 (0-1)
Lands-Davis, M.	1 (0-1)	0 (0-0)	0 (0-0)	0 (0-0)	0 (0-0)	0 (0-0)	0 (0-0)	0 (0-0)	1 (0-1)
Stewart, B.	0 (0-0)	1 (0-1)	0 (0-0)	0 (0-0)	0 (0-0)	0 (0-0)	0 (0-0)	0 (0-0)	1 (0-1)
Totals	5 (2-3)	10 (2-8)	5 (3-2)	4 (3-1)	3 (3-0)	0 (0-0)	0 (0-0)	0 (0-0)	27 (13-14)
Opponents	8 (4-4)	9 (4-5)	3 (1-2)	0 (0-0)	1 (1-0)	0 (0-0)	0 (0-0)	1 (1-0)	22 (11-11)
PASSING	25-29	30-39	40-49	50-59	60-69	70-79	80-89	90-99	TOTAL
Thomas, J.	3	7	2	1	0	0	0	0	13
Jordan, M	0	1	0	0	0	0	0	0	1
Totals	3	8	2	1	0	0	0	0	13
Opponents	4	5	2	0	0	0	0	0	11

2015 STATISTICS

POINTS OFF GEORGIA TECH TAKEAWAYS

OPPONENT	QTR	TURNOVER	DEFENDER(S)	LED TO	PTS
Alcorn St.	1	Interception	Chris Milton	Touchdown	6
	2	Fumble	Freeman (F), Gray (R)	Touchdown	7
	4	Fumble	Jordan (F), Kagawa (R)	Touchdown	7
Tulane	3	Interception	D.J. White	Touchdown	7
	4	Fumble	Anree Saint-Amour (R)	Touchdown	7
Notre Dame	2	Interception	D.J. White	Touchdown	7
	2	Fumble	Marcordes (F), Gotsis (R)	Missed FG	0
Duke	1	Fumble	Davis (F), Freeman (R)	Field Goal	3
	3	Interception	A.J. Gray	Field Goal	3
	4	Interception	Law. Austin	Downs	0
UNC	None				
Clemson	1	Fumble	Pat Gamble (R)	Field Goal	3
	3	Interception	Brant Mitchell	Punt	0
	3	Fumble	Adam Gotsis (R)	Touchdown	7*
Pitt	None				
Florida St.	4	Interception	Jamal Golden	Punt	0
Points					57

* Defensive touchdown

POINTS OFF GEORGIA TECH GIVEAWAYS

OPPONENT	QTR	TURNOVER	PLAYER (S)	LED TO	PTS
Alcorn St.	2	Fumble	Marcus Marshall	Missed FG	0
Tulane	1	Fumble	Broderick Snoddy	Missed FG	0
Notre Dame	3	Fumble	Justin Thomas	Field Goal	3
Duke	3	Interception	Justin Thomas	Punt	0
	4	Fumble	Justin Thomas	Touchdown	8
UNC	4	Fumble	Justin Thomas	Touchdown	7
	4	Interception	Justin Thomas	End of Game	0
Clemson	1	Interception	Justin Thomas	Field Goal	3
Pitt	1	Fumble	Justin Thomas	Punt	0
Florida St.	1	Interception	Justin Thomas	Field Goal	3
	2	Interception	Justin Thomas	Touchdown	7
Points					31

GEORGIA TECH FUMBLES

OPPONENT	QTR	PLAYER	RESULT
Alcorn State	2	Marcus Marshall	Lost
	4	Qua Searcy	Recovered
Tulane	1	Broderick Snoddy	Lost
Notre Dame	1	Patrick Skov	Recovered
	3	Justin Thomas	Lost
	4	Justin Thomas	Recovered
Duke	2	Justin Thomas	Recovered
	2	Justin Thomas	Recovered
	4	Jamal Golden	Recovered
	4	Justin Thomas	Lost
UNC	1	Isiah Willis	Recovered
	2	Ryan Rodwell	Recovered
	4	Justin Thomas	Lost
	4	Mikell Lands-Davis	Recovered
Clemson	None		
Pitt	1	Justin Thomas	Lost
	3	Justin Thomas	Recovered
	4	Marcus Marshall	Recovered
Florida State	None		

GEORGIA TECH PUNT-BY-PUNT

RODWELL, R.	QTR	FROM	TO	YARDS	RETURN	NET	FP	
Alcorn St.	4	GT29	OP32	39	-2	41	OP30	
	4	GT25	OP28	47	Downed	47	OP28	
Tulane	2	GT49	OP15	36	FC	36	OP15	
Notre Dame	1	GT33	OP35	32	OB	32	OP35	
	1	GT32	OP17	51	FC	51	OP17	
	1	GT26	GT48	22	OB	22	GT48	
	2	GT25	OP30	45	Downed	45	OP30	
	3	GT29	OP35	36	6	30	GT41	
	4	GT31	OP18	51	1	50	OP19	
Duke	4	GT40	OP14	46	OB	14	OP14	
	1	GT14	OP30	56	69	-13	GT1	
	2	OP47	OP9	38	Downed	38	OP9	
	3	GT29	OP41	30	Downed	30	OP41	
Duke	3	GT26	OP31	43	-1	44	OP30	
	4	GT13	OP48	39	7	32	GT45	
	UNC None							
	Clemson	1	GT19	OP22	59	OB	59	OP11
2		OP44	OP19	25	Downed	25	OP19	
2		GT26	OP30	44	Downed	44	OP30	
3		GT25	OP41	34	FC	34	OP41	
3		GT31	OP33	36	Downed	36	OP33	
3		GT40	OP30	30	FC	30	OP30	
Pitt	3	OP47	OP22	25	FC	25	OP22	
	3	GT33	OP13	54	3	51	OP16	
	3	GT13	GT49	36	0	36	GT49	
Florida State	4	GT20	OP37	43	0	43	OP31	
	2	GT38	OP23	39	1	38	OP24	
	4	OP43	OP11	32	FC	17	OP26	
4	GT35	OP21	44	FC	44	OP21		
TEAM								
UNC	2	GT21	GT44	23	OB	23	GT44	
Clemson	1	GT24		-24	Safety	-24		

2015 STATISTICS

OFFENSIVE STARTERS											
QB	AB	AB	BB	WR	WR	LT	LG	C	RG	RT	
Alcorn State	Thomas	Snoddy	Willis	Skov	Summers	Jeune	Chamberlain	Braun	Burden	Devine	Joe
Tulane	Thomas	Snoddy	Willis	Skov	Summers	Jeune	Chamberlain	Braun	Burden	Devine	Joe
Notre Dame	Thomas	Snoddy	Willis	Skov	Summers	Jeune	Chamberlain	Braun	Burden	Devine	Joe
Duke	Thomas	Snoddy	Willis	Skov	Stewart	Jeune	Chamberlain	Braun	Burden	Devine	Joe
North Carolina	Thomas	Lynch	Willis	Skov	Stewart	Jeune	Chamberlain	Braun	Burden	Devine	Joe
Clemson	Thomas	Lynch	L. Griffin	Skov	Summers	Jeune	Chamberlain	Braun	Burden	Devine	Joe
Pittsburgh	Thomas	Lynch	Lands-Davis	M. Marshall	Summers	Jeune	Chamberlain	Braun	Burden	Devine	Bryan
Florida State	Thomas	Willis	Lands-Davis	M. Marshall	Summers	Jeune	Chamberlain	Braun	Burden	Devine	Bryan
Virginia											
Virginia Tech											
Miami											
Georgia											

DEFENSIVE STARTERS											
DE	DT	NT	DE	LB	LB	LB	CB	SS	FS	CB	
Alcorn State	Freeman	Gotsis	Hunt	Gamble	Davis	Marcordes	Law. Austin (NB)	Milton	Golden	Smith	White
Tulane	Freeman	Gotsis	Gamble	Chungong	Davis	Marcordes	Law. Austin (NB)	Milton	Golden	Smith	White
Notre Dame	Freeman	Gotsis	Gamble	Chungong	Davis	Marcordes	Law. Austin (NB)	Milton	Golden	Smith	White
Duke	Freeman	Gotsis	Hunt	Simmons	Davis	Marcordes	Law. Austin (NB)	Milton	Golden	Smith	White
North Carolina	Freeman	Gotsis	Hunt	Simmons	Davis	Marcordes	Law. Austin (NB)	Milton	Golden	Smith	White
Clemson	Freeman	Gotsis	Gamble	Chungong	Davis	Marcordes	Law. Austin (NB)	Milton	Golden	Smith	White
Pittsburgh	Freeman	Gotsis	Gamble	Chungong	Davis	Marcordes	Mitchell	Milton	Golden	Co. Griffin	White
Florida State	Freeman	Gotsis	Gamble	Chungong	Davis	Marcordes	Law. Austin (NB)	Milton	Golden	Smith	Durham
Virginia											
Virginia Tech											
Miami											
Georgia											

GAME INFORMATION

^ Game captains + Permanent captains * Throwback jerseys

TECH CAPTAINS	COIN TOSS	TECH KO/REC.	TECH FIRST PLAY	TECH 1ST POSSESSION	OPP. 1ST POSSESSION	KICKOFF TIME	GAME LENGTH	TECH HELMET	TECH JERSEY	TECH PANTS	TECH RESULT
Alcorn State Milton, Chamberlain, Noble, Tobin^	ASU	Receive	Snoddy rush, 8 yds.	Touchdown	Interception	7:34 p.m.	3:15	Gold	White	Gold	W, 69-6
Tulane Joe, Marcordes, Smith, Gotsis^	GT	Kickoff	Thomas rush, 10 yds.	Touchdown	Punt	3:34 p.m.	3:06	Gold	White	Gold	W, 65-10
Notre Dame Golden, Braun, Snoddy, White^	GT	Kickoff	Snoddy rush, 4 yds.	Punt	Punt	3:42 p.m.	3:32	Gold	White	White	L, 22-30
Duke Thomas, Gotsis, White+	GT	Kickoff	Thomas rush, 6 yds.	Field Goal	Fumble	12:01 p.m.	3:14	Gold	White	Gold	L, 20-34
North Carolina* Thomas, Gotsis, White+	UNC	Receive	Willis rush, 6 yds.	Touchdown	Punt	3:32 p.m.	3:16	Gold	White	Gold	L, 31-38
Clemson Thomas, Gotsis, White+	GT	Kickoff	Thomas pass, incomplete	Interception	Touchdown	3:36 p.m.	3:11	Gold	White	White	L, 24-43
Pittsburgh Thomas, Gotsis, White+	PITT	Receive	Lynch rush, 18 yds.	Touchdown	Touchdown	12:31 p.m.	3:18	Gold	White	Gold	L, 28-31
Florida State Thomas, Gotsis, White+	GT	Kickoff	Lands-Davis rush, 6 yds.	Interception	Punt	7:10 p.m.	3:02	White	White	White	W, 22-16
Virginia											
Virginia Tech											
Miami											
Georgia											

PLAYERS OF THE WEEK (WINS ONLY)

	OFFENSE	DEFENSE	SPECIAL TEAMS
Alcorn State	Freddie Burden	P.J. Davis	Terrell Lewis
Tulane	Qua Searcy	Adam Gotsis	Jamal Golden
Florida State	Isiah Willis	Adam Gotsis	Harrison Butker



2015 STATISTICS

GEORGIA TECH INDIVIDUAL GAME HIGHS

Rushes	24	Thomas, J. at Duke (Sep 26, 2015)
Yards Rushing	184	Marshall, M. vs Alcorn State (Sep 03, 2015)
TD Rushes	3	Skov, P. vs Alcorn State (Sep 03, 2015)
Long Rush	65	Jordan, M. vs Tulane (Sep 12, 2015)
Pass Attempts	24	Thomas, J. at Notre Dame (Sep 19, 2015)
Pass Completions	12	Thomas, J. vs North Carolina (Oct 03, 2015)
Yards Passing	162	Thomas, J. vs North Carolina (Oct 03, 2015)
TD Passes	2	Thomas, J., vs Tulane (Sep 12, 2015)
	2	Thomas, J., at Notre Dame (Sep 19, 2015)
	2	Thomas, J., at Clemson (Oct 10, 2015)
Long Pass	50	Thomas, J., at Clemson (Oct 10, 2015)
Receptions	4	Jeune, R. at Duke (Sep 26, 2015)
Yards Receiving	91	Jeune, R. at Duke (Sep 26, 2015)
TD Receptions	2	Skov, P. at Notre Dame (Sep 19, 2015)
Long Reception	50	Lynch, C., at Clemson (Oct 10, 2015)
Field Goals	3	Butker, H. vs Florida State (Oct 24, 2015)
Long Field Goal	53	Butker, H. vs Florida State (Oct 24, 2015)
Punts	8	Rodwell, R., at Clemson (Oct 10, 2015)
Punting Avg	44.3	Rodwell, R., vs Pittsburgh (Oct 17, 2015)
Long Punt	59	Rodwell, R., at Clemson (Oct 10, 2015)
Punts Inside 20	3	Rodwell, R. at Notre Dame (Sep 19, 2015)
Long Punt Return	44	Golden, J. vs Tulane (Sep 12, 2015)
Long Kickoff Return	34	Golden, J. vs Tulane (Sep 12, 2015)
Tackles	13	Davis, P.J. at Duke (Sep 26, 2015)
Sacks	1.0	12 players with
Tackles For Loss	2.0	Gotsis, A. vs Tulane (Sep 12, 2015)
	2.0	Davis, P.J. vs North Carolina (Oct 03, 2015)
Interceptions	1	Seven players with

GEORGIA TECH TEAM GAME HIGHS

Rushes	60	at Duke (Sep 26, 2015)
Yards Rushing	476	vs Alcorn State (Sep 03, 2015)
Yards Per Rush	9.4	vs Pittsburgh (Oct 17, 2015)
TD Rushes	9	vs Alcorn State (Sep 03, 2015)
Pass attempts	24	at Notre Dame (Sep 19, 2015)
Pass completions	12	vs North Carolina (Oct 03, 2015)
Yards Passing	162	vs North Carolina (Oct 03, 2015)
Yards Per Pass	15.4	vs Alcorn State (Sep 03, 2015)
TD Passes	3	vs Tulane (Sep 12, 2015)
Total Plays	82	at Duke (Sep 26, 2015)
Total Offense	571	vs Tulane (Sep 12, 2015)
Yards Per Play	9.7	vs Alcorn State (Sep 03, 2015)
Points	69	vs Alcorn State (Sep 03, 2015)
Sacks By	3	vs Tulane (Sep 12, 2015)
	3	vs Florida (Oct 24, 2015)
First Downs	28	vs Tulane (Sep 12, 2015)
Penalties	5	at Clemson (Oct 10, 2015)
	5	vs Pittsburgh (Oct 17, 2015)
	5	vs Florida State (Oct 24, 2015)
Penalty Yards	54	vs Pittsburgh (Oct 17, 2015)
Turnovers	2	at Duke (Sep 26, 2015)
	2	vs North Carolina (Oct 03, 2015)
	2	vs Pittsburgh (Oct 17, 2015)
	2	vs Florida State (Oct 24, 2015)
Interceptions By	2	at Duke (Sep 26, 2015)
Punts	8	at Clemson (Oct 10, 2015)
Punting Avg	44.3	vs Pittsburgh (Oct 17, 2015)
Long Punt	59	at Clemson (Oct 10, 2015)
Punts Inside 20	3	at Notre Dame (Sep 19, 2015)
Long Punt Return	44	vs Tulane (Sep 12, 2015)

OPPONENT INDIVIDUAL GAME HIGHS

Rushes	22	Prosisie, C.J., at Notre Dame (Sep 19, 2015)
	22	Ollison, Gadree, vs Pittsburgh (Oct 17, 2015)
Yards Rushing	198	Prosisie, C.J., at Notre Dame (Sep 19, 2015)
TD Rushes	3	Prosisie, C.J., at Notre Dame (Sep 19, 2015)
	3	Powell, S. at Duke (Sep 26, 2015)
Long Rush	91	Prosisie, C.J., at Notre Dame (Sep 19, 2015)
Pass Attempts	30	Lee, Tanner, vs Tulane (Sep 12, 2015)
	30	Deshaun Watson, at Clemson (Oct 10, 2015)
	30	Golson, Everett, vs Florida State (Oct 24, 2015)
Pass Completions	21	Kizer, DeShone, at Notre Dame (Sep 19, 2015)
	21	Deshaun Watson, at Clemson (Oct 10, 2015)
Yards Passing	265	Deshaun Watson, at Clemson (Oct 10, 2015)
TD Passes	3	Peterman, Nate, vs Pittsburgh (Oct 17, 2015)
Long Pass	46	Kizer, DeShone, at Notre Dame (Sep 19, 2015)
Receptions	8	Brown, Chris, at Notre Dame (Sep 19, 2015)
	8	Boyd, Tyler, vs Pittsburgh (Oct 17, 2015)
Yards Receiving	131	Fuller, Will, at Notre Dame (Sep 19, 2015)
TD Receptions	2	Jordan Leggett, at Clemson (Oct 10, 2015)
	2	Boyd, Tyler, vs Pittsburgh (Oct 17, 2015)
Long Reception	46	Fuller, Will, at Notre Dame (Sep 19, 2015)
Field Goals	3	Aguayo, Roberto, vs Florida State (Oct 24, 2015)
Long Field Goal	56	Blewitt, Chris, vs Pittsburgh (Oct 17, 2015)
Punts	8	Haiden McCraney, vs Alcorn State (Sep 03, 2015)
Punting Avg	50.0	Beatty, Cason, vs Florida State (Oct 24, 2015)
Long Punt	60	Winslow, Ryan, vs Pittsburgh (Oct 17, 2015)
Punts Inside 20	4	Winslow, Ryan, vs Pittsburgh (Oct 17, 2015)
Long Punt Return	69	Smith, R. at Duke (Sep 26, 2015)
Long Kickoff Return	100	Edwards, D. at Duke (Sep 26, 2015)
Tackles	12	Damon Watkins, vs Alcorn State (Sep 03, 2015)
	12	Cash, J. at Duke (Sep 26, 2015)
Sacks	1.0	Nine players with
Tackles For Loss	3.0	Cash, J. at Duke (Sep 26, 2015)
	3.0	Kearse, J., at Clemson (Oct 10, 2015)
	3.0	O'Daniel, D., at Clemson (Oct 10, 2015)
Interceptions	1	Six players with

OPPONENT TEAM GAME HIGHS

Rushes	43	vs Pittsburgh (Oct 17, 2015)
Yards Rushing	231	vs North Carolina (Oct 03, 2015)
Yards Per Rush	7.5	vs North Carolina (Oct 03, 2015)
TD Rushes	4	vs North Carolina (Oct 03, 2015)
Pass attempts	33	vs Tulane (Sep 12, 2015)
	33	at Clemson (Oct 10, 2015)
Pass completions	23	at Clemson (Oct 10, 2015)
Yards Passing	336	at Clemson (Oct 10, 2015)
Yards Per Pass	14.6	at Clemson (Oct 10, 2015)
TD Passes	3	vs Pittsburgh (Oct 17, 2015)
Total Plays	74	at Clemson (Oct 10, 2015)
Total Offense	537	at Clemson (Oct 10, 2015)
Yards Per Play	7.4	at Notre Dame (Sep 19, 2015)
Points	43	at Clemson (Oct 10, 2015)
Sacks By	2	at Duke (Sep 26, 2015)
	2	at Clemson (Oct 10, 2015)
First Downs	24	at Clemson (Oct 10, 2015)
Penalties	10	vs Alcorn State (Sep 03, 2015)
Penalty Yards	82	vs Alcorn State (Sep 03, 2015)
Turnovers	3	vs Alcorn State (Sep 03, 2015)
	3	at Duke (Sep 26, 2015)
	3	at Clemson (Oct 10, 2015)
Interceptions By	2	vs Florida State (Oct 24, 2015)
Punts	8	vs Alcorn State (Sep 03, 2015)
Punting Avg	50.0	vs Florida State (Oct 24, 2015)
Long Punt	60	vs Pittsburgh (Oct 17, 2015)
Punts Inside 20	4	vs Pittsburgh (Oct 17, 2015)
Long Punt Return	69	at Duke (Sep 26, 2015)



2015 STATISTICS

SUPERLATIVES: Paul Johnson Era (2008-Present)

Most Points In A Game
 70, vs. Elon, Aug. 31, 2013

Fewest Points In A Game
 3, vs. LSU (Chick-fil-A Bowl), Dec. 31, 2008

Most Points In A Half
 52 (1st), vs. Alabama A&M, Nov. 23, 2013

Fewest Points In A Half
 0, five times

Most Points In A Quarter
 34 (1st), vs. Alcorn State, Sept. 3, 2015

Largest Deficit Overcome For A Win
 16 (12-28), at Georgia, Nov. 29, 2008

Largest 1st-Qtr Deficit Overcome For A Win
 13 (0-13), vs. North Carolina, Sept. 21, 2013

Largest Halftime Deficit Overcome For A Win
 16 (12-28), at Georgia, Nov. 29, 2008

Largest 3rd-Qtr Deficit Overcome For A Win
 11 (6-17), at Wake Forest, Oct. 2, 2010

Biggest Lead Blown In A Loss
 21 (21-0), vs. North Carolina, Oct. 3, 2015

Biggest 1st-Quarter Lead Blown In A Loss
 17 (17-0), vs. Georgia, Nov. 30, 2013

Biggest Halftime Lead Blown In A Loss
 13 (30-7), vs. Georgia, Nov. 30, 2013

Biggest 3rd-Quarter Lead Blown In A Loss
 14 (36-22), vs. Miami (ot), Sept. 22, 2012
 14 (24-10), vs. Utah (ot), Dec. 31, 2012

Largest Lead Before Opponent Scores
 70-0, vs. Elon, Aug. 31, 2013 (70-0)

Largest First-Quarter Lead
 34 (34-0), vs. Alcorn State, Sept. 3, 2015

Largest Halftime Lead
 52 (52-0), vs. Alabama A&M, Nov. 23, 2013

Largest Third-Quarter Lead
 63 (63-0), vs. Elon, Aug. 31, 2013

Largest Margin Of Victory
 70 (70-0), vs. Elon, Aug. 31, 2013

Largest Margin Of Defeat
 35 (3-38), vs. LSU (Chick-fil-A Bowl), Dec. 31, 2008

Most Points vs. Ranked Opponent
 49, vs. #7 Miss. St. (Orange Bowl), Dec. 31, 2015

Fewest Points vs. Unranked Opponent
 3, vs. LSU (Chick-fil-A Bowl), Dec. 31, 2008

Most Points At Home
 70, vs. Elon, Aug. 31, 2013

Fewest Points At Home
 10, vs. Virginia Tech, Sept. 26, 2013
 10, vs. Miami, Nov. 13, 2010
 10, vs. Gardner-Webb, Oct. 11, 2008

Most Points In Road Game
 68, at North Carolina, Nov. 10, 2012

Fewest Points In Road Game
 7, at Miami, Oct. 22, 2011
 7, at North Carolina, Nov. 8, 2008

Most Points In Bowl Game
 49, vs. Miss. St. (Orange Bowl), Dec. 31, 2015

Fewest Points In Bowl Game
 3, vs. LSU (Chick-fil-A Bowl), Dec. 31, 2008

Most Points In An ACC Game
 68, at North Carolina, Nov. 10, 2012

Fewest Points In An ACC Game
 7, at Miami, Oct. 22, 2011
 7, at North Carolina, Nov. 8, 2008

Most Points In A Loss
 43 (43-48), at North Carolina, Oct. 18, 2014

Fewest Points In A Win
 10, vs. Gardner-Webb, Oct. 11, 2008

Largest Margin Of Victory In An ACC Game
 56 (56-0), vs. Syracuse, Oct. 19, 2013

Largest Margin Of Defeat In An ACC Game
 25 (10-35), vs. Miami, Nov. 13, 2010

Most Touchdowns Scored
 10, vs. Alcorn State, Sept. 3, 2015
 10, vs. Elon, Aug. 31, 2013

Fewest Touchdowns Scored
 0, vs. LSU (Chick-fil-A Bowl), Dec. 31, 2008

Most Touchdowns Scored In A Quarter
 5 (1st), vs. Alcorn State, Sept. 3, 2015

Most Touchdowns Scored In A Half
 7 (1st), vs. Alcorn State, Sept. 3, 2015
 7 (1st), vs. Alabama A&M, Nov. 23, 2013

Most Rushing Touchdowns Scored
 9, vs. Alcorn State, Sept. 3, 2015

Most Passing Touchdowns Scored
 4, at Duke, Sept. 14, 2013
 4, vs. Georgia Southern, Sept. 13, 2014

Most Field Goals Made
 4, vs. Clemson (ACCCG), Dec. 5, 2009

Most Field Goals Attempted
 5, vs. Utah (ot), Dec. 31, 2012

Two-Point Conversions Attempted
 3 (converted 2), at Georgia, Nov. 29, 2008

Safeties Scored
 1, vs. Tulane, Sept. 12, 2015
 1, at Boston College, Sept. 6, 2008

Safeties Allowed
 1, five times

Punt Returns For A Touchdown
 1 (85), vs. Clemson, Sept. 10, 2009
 1 (68), vs. Jacksonville State, Sept. 5, 2009

Fumble Returns For A Touchdown
 1 (0), at Clemson, Oct. 10, 2015
 1 (43), at NC State, Nov. 8, 2014
 1 (18), vs. Alabama A&M, Nov. 23, 2013
 1 (40), at Mississippi State, Oct. 3, 2009

Most First Downs
 32, at Georgia, Nov. 27, 2010

Fewest First Downs
 9, vs. Iowa (FedEx Orange Bowl), Jan. 5, 2010
 9, vs. Gardner-Webb, Oct. 11, 2008

Biggest First-Down Margin
 16 (26-10), vs. Syracuse, Oct. 19, 2013
 16 (24-8), vs. North Carolina, Sept. 26, 2009

Most Yards Of Total Offense
 768, vs. Kansas, Sept. 17, 2011

Fewest Yards Of Total Offense
 155, vs. Iowa (Orange Bowl), Jan. 5, 2010

Most Yards Of Total Offense In A Half
 431 (2nd), vs. Kansas, Sept. 17, 2011

Fewest Yards Of Total Offense In A Half
 29 (2nd), vs. Gardner-Webb, Oct. 11, 2008

Most Plays
 92, at Georgia, Nov. 27, 2010

Fewest Plays
 47, vs. BYU, Oct. 27, 2012

Highest Average Per Play
 13.5 (768/50), vs. Kansas, Sept. 17, 2011

Lowest Average Per Play
 3.1, vs. Iowa (Orange Bowl), Jan. 5, 2010

Most Yards Rushing
 604, vs. Kansas, Sept. 17, 2011

Fewest Yards Rushing
 71, at Clemson, Oct. 10, 2015

Most Rushing Attempts
 77, at Georgia, Nov. 27, 2010

Fewest Rushing Attempts
 35, vs. BYU, Oct. 27, 2012

Highest Average Per Rush
 12.1 (604/50), vs. Kansas, Sept. 17, 2011

Lowest Average Per Rush
 1.7, at Clemson, Oct. 10, 2015
 1.7, vs. Gardner-Webb, Oct. 11, 2008

Most Pass Completions
 18, vs. Middle Tenn. State, Sept. 29, 2012

Fewest Pass Completions
 1, vs. Virginia Tech, Oct. 17, 2009
 1, at Georgia, Nov. 29, 2008

Most Pass Attempts
 26, at Clemson, Nov. 14, 2013
 26, vs. Middle Tenn. State, Sept. 29, 2012

Fewest Pass Attempts
 4, at Maryland, Nov. 3, 2012
 4, at North Carolina, Sept. 18, 2010

Most Passes Had Intercepted
 2, 11 times

Most Yards Passing
 365, vs. Western Carolina, Sept. 1, 2011

Fewest Yards Passing
 12, vs. South Carolina State, Sept. 4, 2010
 12, vs. Iowa (Orange Bowl), Jan. 5, 2010

Highest Pass Completion Percentage
 .875 (7-8), at NC State, Nov. 8, 2014

Lowest Pass Completion Percentage
 .143 (1-7), vs. Virginia Tech, Oct. 17, 2009

Highest Average Per Attempt
 23.4, vs. Kansas, Sept. 17, 2011

Lowest Average Per Attempt
 1.3, vs. Iowa (Orange Bowl), Jan. 5, 2010

Highest Average Per Completion
 51.0 (1), vs. Virginia Tech, Oct. 17, 2009

Lowest Average Per Completion
 6.0, vs. South Carolina State, Sept. 4, 2010
 6.0, vs. Iowa (Orange Bowl), Jan. 5, 2010

Most Fumbles
 6, vs. Western Carolina, Sept. 1, 2011

Most Fumbles Lost
 3, eight times

Most Turnovers
 5, at Virginia, Oct. 26, 2013

Fewest Turnovers
 0, 14 times

Most Total Plays Without A Turnover
 91, vs. Boston College, Oct. 20, 2012

Most Penalties
 10, at BYU, Oct. 12, 2013

Fewest Penalties
 0, vs. Alcorn State, Sept. 3, 2015
 0, vs. Syracuse, Oct. 19, 2013

Most Penalty Yards
 97, at Virginia, Oct. 26, 2013

Fewest Penalty Yards
 0, vs. Alcorn State, Sept. 3, 2015
 0, vs. Syracuse, Oct. 19, 2013

Most Punts
 8, at Clemson, Oct. 10, 2015

Fewest Punts
 0, four times

Highest Average Punting Yards (Min. 2 Att.)
 52.5 (2), at Duke, Sept. 14, 2013

Lowest Average Punting Yards (Min. 2 Att.)
 24.5 (2), vs. Alabama A&M, Nov. 23, 2013

Most Punt Returns
 6, vs. Syracuse, Oct. 19, 2013
 6, vs. Gardner-Webb, Oct. 11, 2008

Most Punt Return Yards
 87 (3), vs. Jacksonville State, Sept. 5, 2009

Highest Avg. Punt Return Yards (Min. 2 returns)
 42.0 (2), vs. Miami (ot), Sept. 22, 2012

Lowest Avg. Punt Return Yds (Min. 2 Returns)
 -4.0 (2), vs. Air Force (Indep. Bowl), Dec. 27, 2010

Most Kickoff Returns
 9, at Clemson, Nov. 14, 2013

Fewest Kickoff Returns
 0, three times

Most Kickoff Return Yards
 230 (7), at North Carolina, Nov. 10, 2012

Fewest Kickoff Return Yards
 0 (0), three times

Highest Kickoff Return Average (Min. 2 Att.)
 46.3, at Duke, Nov. 14, 2009

Lowest Kickoff Return Average
 3.5 (2), vs. Jacksonville State, Aug. 28, 2008

Most Interceptions (by Georgia Tech)
 4, vs. Middle Tennessee State, Oct. 16, 2010
 4, at Clemson, Oct. 18, 2008

Most Interception Return Yards
 173 (3), vs. Elon, Aug. 31, 2013

Most Third-Down Conversions
 13 (of 20), three times

Highest Pct. Of Third-Down Conversions
 .889 (8-9), vs. Elon, Aug. 31, 2013

Fewest Third-Down Conversions
 0 (of 10), vs. BYU, Oct. 27, 2012

Lowest Pct. Of Third-Down Conversions
 .000 (0 of 10), vs. BYU, Oct. 27, 2012

Most Third-Down Attempts
 20, four times

Most Fourth-Down Conversions
 4, three times

Most Fourth-Down Conversion Attempts
 7 (3), at Georgia, Nov. 24, 2012

Most Time Of Possession
 43:45, vs. Boston College, Oct. 20, 2012

Lowest Time Of Possession
 21:01, vs. BYU, Oct. 27, 2012

Most Tackles For Loss (by Georgia Tech)
 14, vs. Gardner-Webb, Oct. 11, 2008

Most Passes Broken-Up (by Georgia Tech)
 8, vs. USC (Sun Bowl), Dec. 31, 2012

Most Sacks (by Georgia Tech)
 7, vs. North Carolina, Sept. 24, 2011

Most Sack Yards (by Georgia Tech)
 49 (6), vs. Gardner-Webb, Oct. 11, 2008

Most Players To Score A Touchdown
 9, vs. Tulane, Sept. 12, 2015
 9, vs. Elon, Aug. 31, 2013

Most Players To Rush For A Touchdown
 6, six times

Most Players To Catch A Touchdown Pass
 4, vs. Georgia Southern, Sept. 13, 2014

Longest Scoring Drive (Plays)
 20, at Miami, Oct. 22, 2011
 20 (fg), at North Carolina, Sept. 18, 2010

Longest Scoring Drive (Time)
 10:47, at Virginia, Oct. 24, 2009

Longest Scoring Drive (Yards)
 99, vs. Elon, Aug. 31, 2013

Shortest Scoring Drive (Plays)
 1, 30 times

Shortest Scoring Drive (Time)
 0:03, at Duke, Nov. 14, 2009

Shortest Scoring Drive (Yards)
 1 (td), at Tulane, Sept. 6, 2014
 1 (td), vs. USC (Sun Bowl), Dec. 31, 2012
 1 (fg), at NC State, Oct. 1, 2011

2015 STATISTICS

THE LAST TIME (TEAM)

GEORGIA TECH	OPPONENT
Scored 50 Points	Nov. 14, 2013 at Clemson (55)
Scored 50 Points in an ACC Game	Nov. 14, 2013 at Clemson (55)
Scored 0 Points	Oct. 19, 2013 by Syracuse (0-56)
Overcame a 4th-Quarter Deficit to Win	Nov. 30, 2013 by Georgia (27-17)
Scored 7 Touchdowns	Oct. 18, 2014 at North Carolina (7)
Scored 0 Touchdowns	Oct. 19, 2013 by Syracuse (56-0)
Interception Return for Touchdown	Oct. 12, 2013 by BYU
Fumble Return for Touchdown	Alani Fua (51 yards) (Vad Lee pass)
Punt Return for Touchdown	Nov. 29, 2014 at Georgia
Blocked Punt Return for Touchdown	Damian Swann (99 yards) (Justin Thomas fumble)
Blocked Field Goal Return for Touchdown	Sept. 25, 2010 by NC State
Kickoff Return for Touchdown	Williams blocked punt return
2 Non-Offensive Touchdowns	Sept. 25, 2010 by NC State
4 Field Goals Made	Asa Watson blocked and recovered for a touchdown
3 Field Goals Missed	n/a
5 Field Goals Attempted	Sept. 26, 2015 at Duke
50-yard Field Goal Made	DeVon Edwards (100 yards)
Missed PAT	Nov. 4, 2006 by NC State (INT return, KO return)
Made 2-Point Conversion	Nov. 17, 2007 by North Carolina (4)
Failed 2-Point Conversion	Sept. 29, 2007 by Clemson (4)
Defensive Extra Point Scored	Nov. 17, 2007 by North Carolina (5)
Recorded a Safety	Oct. 17, 2015 by Pittsburgh (Chris Blewitt, 56)
Blocked a Field Goal	Sept. 19, 2015 at Notre Dame (Justin Yoon)
Blocked a PAT	Sept. 26, 2015 at Duke (Max McCaffrey pass)
Blocked a Punt	Sept. 26, 2015 (rush failed)
Blocked 2 Kicks/Punts	Sept. 26, 2015 (rush failed)
500 Yards Total Offense	None recorded
600 Yards Total Offense	Oct. 28, 1989 at Duke
Less than 200 Yards Total Offense	Ken Swilling 99-yard INT return (Steve Prince pass)
Less than 100 Yards Total Offense	Sept. 12, 2015 vs. Tulane (Tulane recovered fumbled snap in own end zone)
300 Yards Rushing	Oct. 10, 2015 by Clemson (Jadar Johnson recovered fumbled punt in end zone)
400 Yards Rushing	Oct. 17, 2015 vs. Pittsburgh (Shakir Soto blocked Harrison Butler)
300 Yards Passing	Nov. 29, 2014 at Georgia (Adam Gotsis blocked Niklas Sade)
400 Yards Passing	Oct. 3, 2015 vs. North Carolina (Chris Milton blocked Hunter Lent)
Won an Overtime Game	Dec. 30, 2015 vs. Ole Miss (1 FG, 1 PAT)
Game Won on Final Play	Sept. 12, 2015 vs. Tulane (571)
	Oct. 25, 2014 at Pitt (612)
	Oct. 27, 2012 vs. BYU (157)
	Nov. 18, 1961 at Alabama (96)
	Oct. 17, 2015 vs. Pittsburgh (376)
	Sept. 12, 2015 vs. Tulane (439)
	Sept. 1, 2011 vs. Western Carolina (365)
	Nov. 10, 2001 at Virginia (486)
	Nov. 29, 2014 at Georgia (30-24)
	Oct. 24, 2015 vs. Florida State (Lance Austin 78-yard blocked FG return for TD)



THE LAST TIME (INDIVIDUAL)

GEORGIA TECH	OPPONENT
30 Rushing Attempts	Nov. 8, 2003 by Duke, Chris Douglas (30)
150 Yards Rushing	Sept. 19, 2015 at Notre Dame, C.J. Proise (198)
200 Yards Rushing	Sept. 29, 2012 by Middle Tennessee State, Benny Cunningham (217)
50 Pass Attempts	Dec. 31, 2014 vs. Mississippi State, Dak Prescott (51)
40 Pass Attempts	Dec. 31, 2014 vs. Mississippi State, Dak Prescott (51)
25 Pass Completions	Dec. 31, 2014 vs. Mississippi State, Dak Prescott (33)
Threw 3 Interceptions	Sept. 20, 2014 at Virginia Tech, Michael Brewer (3)
400 Yards Passing	Dec. 31, 2014 vs. Mississippi State, Dak Prescott (453)
300 Yards Passing	Dec. 31, 2014 vs. Mississippi State, Dak Prescott (453)
Rushed and Passed for 100 Yards	Oct. 3, 2015 by North Carolina, Marquise Williams (148/134)
Rushed and Received for 100 Yards	Oct. 30, 1997 by North Carolina, J. Linton (138/137)
400 Yards Total Offense	Dec. 31, 2014 vs. Mississippi State, Dak Prescott (500)
300 Yards Total Offense	Dec. 31, 2014 vs. Mississippi State, Dak Prescott (500)
10 Receptions	Nov. 2, 2013 by Pittsburgh, Tyler Boyd (11)
200 Yards Receiving	Dec. 29, 2005 by Utah, Travis Latendresse (214)
100 Yards Receiving	Sept. 19, 2015 at Notre Dame, Will Fuller (131)
4 Touchdowns	Nov. 30, 2013 by Georgia, Todd Gurley (4)
3 Touchdowns Rushing	Sept. 26, 2015 at Duke, Shaq Powell (3)
3 Touchdowns Receiving	Nov. 29, 2008 by Georgia, Mohamed Massaquoi (3)
4 Touchdowns Passing	Oct. 18, 2014 at North Carolina, Marquise Williams (4)
Rushing and Receiving Touchdowns	Oct. 3, 2015 by North Carolina, Marquise Williams (2/1)
Rushing and Passing Touchdowns	Dec. 31, 2014 vs. Mississippi State, Dak Prescott (1/3)
Passing and Receiving Touchdowns	Nov. 10, 1984 by North Carolina, Kevin Anthony (2/1)
4 Field Goals	Nov. 17, 2007 by North Carolina, Connor Barth (4-5)
3 Field Goals	Oct. 24, 2015 vs. Florida State, Roberto Aguayo (3-of-3)
5 Field Goal Attempts	Nov. 17, 2007 by North Carolina, Connor Barth (5)
Made a 50-yard Field Goal	Oct. 17, 2015 by Pittsburgh, Chris Blewitt (56)
10 Punts	N/A
70-yard Punt	Oct. 15, 1994 by Virginia, Brice (78)
60-yard Punt	Oct. 17, 2015 by Pittsburgh, Ryan Winslow (60)
100 Punt Return Yards	N/A
70-yard Punt Return	Sept. 14, 2002 by Clemson, Derrick Hamilton (79)
90-yard Kickoff Return	Sept. 26, 2015 at Duke, DeVon Edwards (100TD)
70-yard Interception Return	Nov. 9, 2002 by Florida State, S. Samuels (82 TD)
15 Tackles	Nov. 29, 2014 at Georgia, Ramik Wilson (19); Amarrro Herrera (19)
3.0 Sacks	Sept. 22, 2012 by Miami, Anthony Chickillo (3.0)
2 Interceptions	Sept. 10, 2009 by Clemson, DeAndre McDaniel (2)
2 Fumble Recoveries	N/A
2 Forced Fumbles	Sept. 26, 2015 at Duke, Jeremy Cash (2)

THE LAST TIME (TWO PLAYERS)

GEORGIA TECH	OPPONENT
2 100-yard Rushers	Sept. 13, 2014 by Georgia Southern, Breida (111) and Ellison (107)
2 100-yard Receivers	Dec. 31, 2014 vs. Mississippi State, Morrow (117), Wilson (105), Ross (102)
100-yard Rusher/100-yard Receiver	Sept. 19, 2015 at Notre Dame, C.J. Proise (198) / Will Fuller (131)
250 Combined Yards Rushing	Nov. 28, 2009 by Georgia, Ealey and King (349)
250 Combined Yards Receiving	Nov. 14, 2013 by Clemson, Martavis Bryant and Sammy Watkins (280)
20 Combined Receptions	Oct. 26, 2013 at Virginia, Darius Jennings and Tim Smith (23)

2015 STATISTICS

GAME #7		
 Pittsburgh		31
 Georgia Tech		28
October 17, 2015 Atlanta, Ga. Bobby Dodd Stadium Attendance: 46,208		

Score by Quarters	1	2	3	4	Final
Pittsburgh	7	14	7	3	31
Georgia Tech	7	14	0	7	28

Qtr	Time	Scoring play	Conversion
UP	1st 07:50	Boyd, T. 6 yd pass from Peterman, N.	Blewitt, C. kick
GT	1st 06:29	Marshall, M. 58 yd run	Butker, H. kick
GT	2nd 14:52	Jeune, R. 29 yd pass from Thomas, J.	Butker, H. kick
UP	2nd 12:40	Ollison, Q. 1 yd run	Blewitt, C. kick
GT	2nd 07:06	Skov, P. 1 yd run	Butker, H. kick
UP	2nd 02:48	Boyd, T. 17 yd pass from Peterman, N.	Blewitt, C. kick
UP	3rd 00:51	Holtz, J. 6 yd pass from Peterman, N.	Blewitt, C. kick
GT	4th 13:35	Marshall, M. 7 yd run	Butker, H. kick
UP	4th 01:11	Blewitt, C. 56 yd field goal	

	UP	GT
FIRST DOWNS	21	19
Rushing	12	15
Passing	8	3
Penalty	1	1
NET YARDS RUSHING	200	376
Rushing Attempts	43	40
Average Per Rush	4.7	9.4
Rushing Touchdowns	1	3
Yards Gained Rushing	200	404
Yards Lost Rushing	0	28
NET YARDS PASSING	191	106
Completions-Attempts-Int.	15-23-0	6-15-1
Average Per Attempt	8.3	7.1
Average Per Completion	12.7	17.7
Passing Touchdowns	3	1
TOTAL OFFENSE YARDS	391	482
Total offense plays	66	55
Average Gain Per Play	5.9	8.8
Fumbles: Number-Lost	2-0	3-1
Penalties: Number-Yards	4-30	5-54
PUNTS-YARDS	4-163	3-133
Average Yards Per Punt	40.8	44.3
Net Yards Per Punt	40.8	45.3
Inside 20	4	1
50+ Yards	1	1
Touchbacks	0	0
Fair catch	2	0
KICKOFFS-YARDS	6-390	5-324
Average Yards Per Kickoff	65.0	64.8
Net Yards Per Kickoff	42.0	38.6
Touchbacks	4	4
Punt returns: Number-Yards-TD	3--3-0	0-0-0
Average Per Return	-1.0	0.0
Kickoff returns: Number-Yds-TD	1-31-0	2-38-0
Average Per Return	31.0	19.0
Interceptions: Number-Yds-TD	1-0-0	0-0-0
Fumble Returns: Number-Yds-TD	1-8-0	0-0-0
Miscellaneous Yards	0	-5
Possession Time	34:20	25:40
1st Quarter	10:00	5:00
2nd Quarter	6:30	8:30
3rd Quarter	8:26	6:34
4th Quarter	9:24	5:36
Third-Down Conversions	4 of 11	5 of 11
Fourth-Down Conversions	2 of 2	1 of 1
Red-Zone Scores-Chances	4-4	2-2
Touchdowns	4-4	2-2
Field goals	0-4	0-2
Sacks By: Number-Yards	1-9	0-0
PAT Kicks	4-4	4-4
Field Goals	1-1	0-1
Points off turnovers	0	0

RUSHING



Pitt: Qadree Ollison 22-83; Darrin Hall 8-38; Nate Peterman 5-31; Tyler Boyd 5-26; Chris James 3-22.
Georgia Tech: Marcus Marshall 10-159; Justin Thomas 14-95; Clinton Lynch 7-67; Isaiah Willis 2-21; TaQuon Marshall 1-14; Patrick Skov 4-8; Mikell Lands-Davis 1-7; Lynn Griffin 1-5.

PASSING

Pitt: Nate Peterman 14-21-0-162; Chad Voytki 0-1-0-0; Tyler Boyd 1-1-0-29.
Georgia Tech: Justin Thomas 6-15-1-106.

RECEIVING

Pitt: Tyler Boyd 8-68; J.P. Holtz 3-38; Qadree Ollison 2-15; Dontez Ford 1-41; Zach Challingsworth 1-29.
Georgia Tech: Ricky Jeune 2-44; Micheal Summers 2-43; Mikell Lands-Davis 1-10; Marcus Marshall 1-9.

GAME #8		
 (9/9) Florida State		16
 Georgia Tech		22
October 24, 2015 Atlanta, Ga. Bobby Dodd Stadium Attendance: 55,000		

Score by Quarters	1	2	3	4	Final
Florida State	3	13	0	0	16
Georgia Tech	3	7	3	9	22

Qtr	Time	Scoring play	Conversion
FS	1st 07:14	Aguayo, R. 20 yd field goal	
GT	1st 02:38	Butker, H. 53 yd field goal	
FS	2nd 11:46	Cook, D. 2 yd run	Aguayo, R. kick
FS	2nd 04:18	Aguayo, R. 27 yd field goal	
GT	2nd 02:22	Thomas, J. 60 yd run	Butker, H. kick
FS	2nd 00:00	Aguayo, R. 38 yd field goal	
GT	3rd 08:27	Butker, H. 40 yd field goal	
GT	4th 00:54	Butker, H. 35 yd field goal	
GT	4th 00:00	Austin, Lan. 78 yd missed FG return	

	FSU	GT
FIRST DOWNS	17	15
Rushing	4	12
Passing	11	2
Penalty	2	1
NET YARDS RUSHING	70	261
Rushing Attempts	24	49
Average Per Rush	2.9	5.3
Rushing Touchdowns	1	3
Yards Gained Rushing	95	283
Yards Lost Rushing	25	22
NET YARDS PASSING	210	67
Completions-Attempts-Int.	20-31-0	4-10-2
Average Per Attempt	6.8	6.7
Average Per Completion	10.5	16.8
Passing Touchdowns	0	0
TOTAL OFFENSE YARDS	280	328
Total offense plays	55	59
Average Gain Per Play	5.1	5.6
Fumbles: Number-Lost	1-0	0-0
Penalties: Number-Yards	6-45	5-41
PUNTS-YARDS	4-200	3-115
Average Yards Per Punt	50.0	38.3
Net Yards Per Punt	46.8	38.0
Inside 20	2	1
50+ Yards	3	0
Touchbacks	0	0
Fair catch	1	2
KICKOFFS-YARDS	4-249	5-325
Average Yards Per Kickoff	62.2	65.0
Net Yards Per Kickoff	43.2	40.0
Touchbacks	3	5
Punt returns: Number-Yards-TD	1-1-0	3-13-0
Average Per Return	1.0	4.3
Kickoff returns: Number-Yds-TD	0-0-0	1-1-0
Average Per Return	0.0	1.0
Interceptions: Number-Yds-TD	2-63-0	1-0-0
Fumble Returns: Number-Yds-TD	0-0-0	0-0-1
Miscellaneous Yards	0	78
Possession Time	25:09	34:51
1st Quarter	7:07	7:53
2nd Quarter	7:19	7:41
3rd Quarter	2:44	12:16
4th Quarter	7:59	7:01
Third-Down Conversions	2 of 10	5 of 14
Fourth-Down Conversions	0 of 0	1 of 1
Red-Zone Scores-Chances	3-4	1-1
Touchdowns	1-4	0-1
Field goals	2-4	1-1
Sacks By: Number-Yards	1-10	3-17
PAT Kicks	1-1	1-1
Field Goals	3-4	3-3
Points off turnovers	10	0

RUSHING

Florida State: Dalvin Cook 17-82; Everett Golson 7-minus 12.
Georgia Tech: Justin Thomas 13-88; Marcus Marshall 16-69; Clinton Lynch 6-52; Isaiah Willis 7-29; Marcus Allen 4-15; Mikell Lands-Davis 3-8.

PASSING

Florida State: Everett Golson 20-30-1-210; TEAM 0-1-0-0.
Georgia Tech: Justin Thomas 4-10-2-67.

RECEIVING

Florida State: Kermit Whitfield 6-61; Dalvin Cook 4-50; Jesus Wilson 3-32; Travis Rudolph 2-33; Ryan Izzo 2-27; Freddie Stevenson 2-1; Ermon Lane 1-6.
Georgia Tech: Mikell Lands-Davis 2-minus 2; Brad Stewart 1-36; Ricky Jeune 1-33.

DEPTH CHART

October 26, 2015

OFFENSE (Spread Option)

QB	5	JUSTIN THOMAS	5-11	189	r-Jr.
	11	Matthew Jordan	6-2	215	r-Fr.
	12	Chase Martenson	6-2	210	r-Fr.
BB	7	PATRICK SKOV	-or- 6-1	235	Sr.
	34	MARCUS MARSHALL	5-10	209	Fr.
	24	Marcus Allen	6-2	220	r-Jr.
AB	49	CLINTON LYNCH	6-0	181	r-Fr.
	3	Isiah Willis	5-9	195	r-Jr.
	27	Lynn Griffin	6-0	197	r-Jr.
AB	37	MIKELL LANDS-DAVIS	5-11	220	Fr.
	16	TaQuon Marshall	5-10	177	Fr.
	29	Austin McClellan	5-9	185	r-Jr.
WR	2	RICKY JEUNE	6-3	212	r-So.
	80	Brandon Oliver	5-11	210	r-Sr.
	88	Harland Howell	6-3	217	Fr.
WR	84	MICHEAL SUMMERS	6-1	200	r-Jr.
	83	Brad Stewart	6-1	195	Fr.
	86	Antonio Messick	6-3	200	r-So.
LT	53	BRYAN CHAMBERLAIN	6-4	294	r-Sr.
	70	Will Bryan	6-4	278	Fr.
LG	78	TREY BRAUN	6-5	295	r-Sr.
	73	Gary Brown	6-3	287	r-Fr.
C	58	FREDDIE BURDEN	6-3	300	r-Jr.
	50	Andrew Marshall	6-4	282	So.
RG	71	SHAMIRE DEVINE	6-7	366	r-So.
	65	Trey Klock	6-4	285	r-Fr.
RT	70	WILL BRYAN	-or- 6-4	278	Fr.
	75	ERRIN JOE	6-3	307	r-Sr.
	79	Eason Fromayan	6-4	292	r-So.

SPECIAL TEAMS

K	87	HARRISON BUTKER	6-3	207	Jr.
	80	Shaun Davis	6-2	200	Fr.
P	85	RYAN RODWELL	6-2	200	r-Jr.
	80	Shaun Davis	6-2	200	Fr.
LS	61	CASEY WILSON	6-2	202	r-Fr.
	55	Sean Tobin	6-3	225	r-Sr.
HLD	85	RYAN RODWELL	6-2	200	r-Jr.
RET	4	JAMAL GOLDEN	6-0	195	r-Sr.
	83	Brad Stewart	6-1	195	Fr.

INJURY REPORT

Injury report is released Thursday, Oct. 29 at 6 p.m. ET

DEFENSE (Multiple)

DE	42	KeSHUN FREEMAN	6-1	240	So.
	94	Anree Saint-Amour	6-3	240	Fr.
DT	96	ADAM GOTSIS	6-5	282	Sr.
	92	Francis Kallon	6-5	284	r-Jr.
	54	Kyle Cerge-Henderson	6-1	290	Fr.
NT	91	PATRICK GAMBLE	6-5	282	r-Jr.
	32	Jabari Hunt	6-3	292	r-Sr.
	92	Francis Kallon	6-5	284	r-Jr.
DE	41	ROD ROOK-CHUNGONG	6-3	241	r-Jr.
	93	Antonio Simmons	6-3	235	So.
	99	Tyler Stargel	6-3	252	r-Jr.
LB	35	TYLER MARCORDES	6-4	237	r-Sr.
	51	Brant Mitchell	6-2	235	Fr.
	9	Victor Alexander	5-10	228	Fr.
LB	40	P.J. DAVIS	5-11	229	Jr.
	52	Terrell Lewis	6-2	227	So.
*NB	20	LAWRENCE AUSTIN	5-9	185	So.
	12	Demond Smith	6-0	195	r-Sr.
CB	6	CHRIS MILTON	5-11	190	r-Sr.
	17	Lance Austin	5-10	188	So.
SS	4	JAMAL GOLDEN	6-0	195	r-Sr.
	14	Corey Griffin	6-2	195	r-So.
	44	Shaun Kagawa	5-11	195	So.
FS	12	DEMOND SMITH	6-0	195	r-Sr.
	15	A.J. Gray	6-1	212	Fr.
CB	28	D.J. WHITE	5-11	185	Sr.
	8	Step Durham	5-11	187	So.
^LB	51	BRANT MITCHELL	6-2	235	Fr.
	48	Chase Alford	6-1	227	Jr.

*Nickel ^4-3

PRONUNCIATION GUIDE

Players		
1	QUA SEARCY	"qway" sir-cee
2	Ricky JEUNE	"June"
7	Patrick SKOV	sounds like "stove"
15	Denis ONWUALA	on-way-lou
16	TaQUON Marshall	tay-quon
21	Quaide WEIMERSKIRCH	why-mer-skirch
22	Broderick SNODDY	snod-ee
32	JABARI Hunt	juh-bar-ee
35	Tyler MARCORDES	mar-cor-dez
37	MIKELL Lands-Davis	ma-kell
41	Rod Rook- CHUNGONG	chun-gon
42	KeSHUN Freeman	ke-shun (not "shaw'n")
44	Shaun KAGAWA	ka-gow-ah
45	MEIKO Dotson	mee-coh
49	Tyler TEKNIPP	tech-nip
74	Tim SEAGER	see-gir
79	EASON Fromayan	ee-sin
92	Francis KALLON	cal-uhn
94	ANREE Saint-Amour	ahn-ree

Coaches

Ray RYCHLESKI	rich-less-key
Mike SEWAK	see-wahk

2015 GEORGIA TECH FOOTBALL ROSTER

UPDATED SEPTEMBER 29, 2015

ALPHABETICAL

No.	Name	Pos.
82A	Grant Aasen	P
9	Victor Alexander	LB
48	Chase Alford	LB
24	Marcus Allen	BB
21A	Zach Allen	DB
57	Niko Anderson	OL
17	Lance Austin	DB
20	Lawrence Austin	DB
89	Bennett Barton	WR
76	Davis Beard	OL
25	KirVonte Benson	AB
39A	Ryan Braswell	BB
78	Trey Braun	OL
73	Gary Brown	OL
70	Will Bryan	OL
58	Freddie Burden	OL
87	Harrison Butker	K
18	Tim Byerly	QB
57A	Austin Cain	LB
10	Christian Campbell	QB
54	Kyle Cerge-Henderson	DL
53	Bryan Chamberlain	OL
43	Tyler Cooksey	LB
31	Nate Cottrell	AB
39	David Curry	LB
53A	Chris Dandaneau	LB
22A	Melvin Davis	DB
40	P.J. Davis	LB
80A	Shawn Davis	K
71	Shamire Devine	OL
45	Meiko Dotson	DB
8	Step Durham	DB
42	KeShun Freeman	DE
79	Eason Fromayan	OL
91	Patrick Gamble	DL
97	Brentavious Glanton	DL
4	Jamal Golden	DB
96	Adam Gotsis	DL
15	A.J. Gray	DB
46	J.J. Green	AB
72	Chris Griffin	OL
14	Corey Griffin	DB
27	Lynn Griffin	DB
38A	Roberto Hinojosa	AB
88	Harland Howell	WR
66A	Cheyenne Hunt	OL
32	Jabari Hunt	DL
62	Bailey Ivemeyer	OL
25	Tre' Jackson	LB
36	Omahri Jarrett	AB
2	Ricky Jeune	WR
75	Errin Joe	OL
81	Jalen Johnson	WR/DB
11	Matthew Jordan	QB/AB
44	Shaun Kagawa	DB
92	Francis Kallon	DL
65	Trey Klock	OL
37	Mikell Lands-Davis	AB
30	C.J. Leggett	BB
52	Terrell Lewis	LB
49	Clinton Lynch	AB
35	Tyler Marcordes	LB
50	Andrew Marshall	OL
34	Marcus Marshall	BB
16	TaQuon Marshall	AB
12A	Chase Martenson	QB
61	Caleb Martinez	OL
13	John Marvin	DB

NUMERICAL ROSTER

No.	Name	Pos.	Height	Weight	Year	Hometown / High School (Last School)
1	Qua Searcy	AB	5-11	174	RFr.	Barnesville, Ga. / Lamar County HS
2	Ricky Jeune	WR	6-3	212	RSo.	Spring Valley, N.Y. / Saint Joseph Regional (N.J.) HS
3	Isiah Willis	AB	5-9	195	RJr.	Marietta, Ga. / Lassiter HS
4	Jamal Golden	DB	6-0	195	RSr.	Wetumpka, Ala. / Wetumpka HS
4A	Brady Swilling	BB	6-2	217	RSo.	Chatsworth, Ga. / North Murray HS
5	Justin Thomas	QB	5-11	189	RJr.	Prattville, Ala. / Prattville HS
6	Chris Milton	DB	5-11	190	RSr.	Folkston, Ga. / Charlton County HS
7	Patrick Skov	BB	6-1	235	Sr.	Guadalajara, Mexico / Lawrenceville [N.J.] School (Stanford)
8	Step Durham	DB	5-11	187	So.	Jacksonville, Fla. / Atlantic Coast HS
9	Victor Alexander	LB	5-10	228	Fr.	Jacksonville, Fla. / Trinity Christian School
10	Christian Campbell	QB	6-2	195	Fr.	Ponchatoula, La. / Ponchatoula HS
11	Matthew Jordan	AB/QB	6-2	215	RFr.	Jackson, Ala. / Jackson HS
12	Demond Smith	DB	6-0	195	RSr.	Monroe, Ga. / Monroe Area HS
12A	Chase Martenson	QB	6-2	210	RFr.	Dunwoody, Ga. / Marist School
13	John Marvin	DB	6-1	200	RSo.	Ft. Walton Beach, Fla. / Ft. Walton Beach HS
14	Corey Griffin	DB	6-2	195	RSo.	Tyrone, Ga. / Sandy Creek HS
15	A.J. Gray	DB	6-1	212	Fr.	Sandersville, Ga. / Washington County HS
15A	Denis Onwualu	AB	5-8	181	RSr.	Alpharetta, Ga. / Northview HS
16	TaQuon Marshall	AB	5-10	177	Fr.	Hamilton, Ga. / Harris County HS
17	Lance Austin	DB	5-10	188	So.	Barnesville, Ga. / Lamar County HS
18	Tim Byerly	QB	6-0	207	RSr.	Alpharetta, Ga. / Chattahoochee HS (Middle Tennessee)
18A	Zach Matthews	LB	6-2	182	RFr.	Suwanee, Ga. / Lambert HS
20	Lawrence Austin	DB	5-9	185	So.	Barnesville, Ga. / Lamar County HS
21	Quaide Weimerskirch	BB	6-0	220	Fr.	Pace, Fla. / Pace HS
21A	Zach Allen	DB	5-9	180	RJr.	Roswell, Ga. / Roswell HS
22	Broderick Snoddy	AB	5-9	190	RSr.	Carrollton, Ga. / Carrollton HS
22A	Melvin Davis	DB	6-0	194	RFr.	Madison, Ga. / Morgan County HS
23	Domonique Noble	LB	6-2	230	RSr.	Mount Ulla, N.C. / West Rowan HS
24	Marcus Allen	BB	6-2	220	RJr.	Hilliard, Fla. / Hilliard Middle-Senior HS
25	Tre' Jackson	LB	5-10	224	RFr.	Valdosta, Ga. / Lowndes HS
25A	KirVonte Benson	AB	5-8	180	Fr.	Marietta, Ga. / Marietta HS
26	Dante Wigley	DB	6-1	180	Fr.	Carrollton, Ga. / Carrollton HS
27	Lynn Griffin	DB	6-0	197	RJr.	Jacksonville, Fla. / Trinity Christian HS
28	D.J. White	DB	5-11	185	Sr.	McDonough, Ga. / Union Grove HS
29	Austin McClellan	AB	5-9	185	RJr.	Wildwood, Fla. / Trinity Catholic HS
29A	Josh Selemba	DB	6-3	179	RFr.	Roswell, Ga. / Roswell HS
30	C.J. Leggett	BB	5-10	207	RFr.	Suwanee, Ga. / North Gwinnett HS
31	Nate Cottrell	AB	5-11	185	Fr.	Knoxville, Tenn. / Knoxville West HS
32	Jabari Hunt	DL	6-3	292	RSr.	Marietta, Ga. / Hillgrove HS
32A	Chris Turner	AB	6-0	195	Fr.	Milton, Ga. / Milton HS
33	Jalen Saunders	WR	6-1	192	RSo.	Augusta, Ga. / Evans HS
34	Marcus Marshall	BB	5-10	209	Fr.	Raleigh, N.C. / Millbrook HS
35	Tyler Marcordes	LB	6-4	237	RSr.	Normal, Ill. / Normal Community West HS
36	Omahri Jarrett	AB	5-10	165	Fr.	Douglasville, Ga. / New Manchester HS
36A	Lamont Simmons	DB	6-2	197	RSo.	Jacksonville, Fla. / Raines HS
37	Mikell Lands-Davis	AB	5-11	220	Fr.	Douglasville, Ga. / Alexander HS
38	Dorian Walker	WR/DB	6-0	180	Fr.	Kennesaw, Ga. / Mt. Paran Christian School
38A	Roberto Hinojosa	AB	5-10	179	RSr.	Suwanee, Ga. / North Gwinnett HS (North Florida)
39	David Curry	LB	6-2	210	Fr.	Buford, Ga. / Buford HS
39A	Ryan Braswell	BB	5-11	211	RSo.	Atlanta, Ga. / St. Pius X
40	P.J. Davis	LB	5-11	229	Jr.	Cairo, Ga. / Cairo HS
41	Rod Rook-Chungong	DE	6-3	241	RJr.	Silver Spring, Md. / Good Counsel HS
42	KeShun Freeman	DE	6-1	240	So.	LaGrange, Ga. / Callaway HS
43	Tyler Cooksey	LB	6-3	220	Fr.	Suwanee, Ga. / Greater Atlanta Christian School
44	Shaun Kagawa	DB	5-11	195	So.	Hilo, Hawai'i / Kamehameha HS
45	Meiko Dotson	DB	5-10	180	Fr.	Daytona Beach, Fla. / Mainland HS
46	J.J. Green	AB	5-9	187	Jr.	Kingsland, Ga. / Camden County HS (Georgia)
48	Chase Alford	LB	6-1	227	Jr.	Conyers, Ga. / Heritage HS
49	Clinton Lynch	AB	6-0	181	RFr.	Norcross, Ga. / Norcross HS
49A	Tyler Teknipp	DB	5-10	190	RJr.	McDonough, Ga. / Eagle's Landing HS
50	Andrew Marshall	OL	6-4	282	So.	Cumming, Ga. / West Forsyth HS
51	Brant Mitchell	LB	6-2	235	Fr.	Knoxville, Tenn. / Webb School
52	Terrell Lewis	LB	6-2	227	So.	Ocoee, Fla. / Ocoee HS
53	Bryan Chamberlain	OL	6-4	294	RSr.	Albany, Ga. / Monroe HS
53A	Chris Dandaneau	LB	6-3	217	Fr.	Jesup, Ga. / Wayne County HS
54	Kyle Cerge-Henderson	DL	6-1	290	Fr.	Tampa, Fla. / Plant HS
55	Sean Tobin	LS	6-3	225	RSr.	Holmdel, N.J. / Saint John Vianney HS
56	Trevor Stroebel	LS	6-4	218	Jr.	Saukville, Wis. / Cedarburg HS



2015 GEORGIA TECH FOOTBALL ROSTER UPDATED SEPTEMBER 28, 2015

NUMERICAL ROSTER

No.	Name	Pos.	Height	Weight	Year	Hometown / High School (Last School)
57	Niko Anderson	OL	6-3	280	RSo.	Macon, Ga. / Mount De Sales Academy
57A	Austin Cain	LB	6-0	220	Fr.	Albany, Ga. / Deerfield-Windsor HS
58	Freddie Burden	OL	6-3	300	RJr.	Statesboro, Ga. / Statesboro HS
59	Scott Morgan	DL	6-5	280	Fr.	Woodstock, Ga. / Etowah HS
59A	Trey Smith	OL	6-4	255	RFr.	Marietta, Ga. / Hillgrove HS
60	Brad Morgan	OL	6-5	272	Fr.	Woodstock, Ga. / Etowah HS
61	Caleb Martinez	OL	6-2	267	Fr.	Fayetteville, Ga. / Whitewater HS
61A	Casey Wilson	LS	6-2	202	RFr.	Tucker, Ga. / Saint Pius X
62	Bailey Ivmeyer	OL	6-1	274	Fr.	Snellville, Ga. / Brookwood HS
63	Rusty Scott	LB	6-3	211	RSr.	Lincolnton, Ga. / Lincoln County HS
64	Jake Whitley	OL	6-4	285	RFr.	North Augusta, S.C. / North Augusta HS
65	Trey Klock	OL	6-4	285	RFr.	Hummelstown, Pa. / Lower Dauphin HS
66	Mitchell Williams	OL	6-2	225	RSo.	Alpharetta, Ga. / Milton HS
66A	Cheyenne Hunt	OL	6-0	245	RFr.	Springfield, Ga. / Effingham County HS
67	Jake Stickler	OL	6-5	288	RFr.	Bradenton, Fla. / Manatee HS
68	Michael Muns	OL	6-4	280	RJr.	Swainsboro, Ga. / Swainsboro HS
69	Nick Williams	DL	6-2	265	Fr.	Johns Creek, Ga. / Chattahoochee HS
70	Will Bryan	OL	6-4	278	Fr.	Lavonia, Ga. / Franklin County HS
71	Shamire Devine	OL	6-7	366	RSo.	Atlanta, Ga. / Tri-Cities HS
72	Chris Griffin	OL	6-6	284	RSo.	Panacea, Fla. / Wakulla HS
73	Gary Brown	OL	6-3	287	RFr.	Tampa, Fla. / Alonso HS
74	Tim Seager	OL	6-2	285	RSr.	Blacksburg, Va. / Blacksburg HS
75	Errin Joe	OL	6-3	307	RSr.	Lakeland, Fla. / Lake Gibson HS
76	Davis Beard	OL	6-4	267	Fr.	Katy, Texas / Seven Lakes HS
77	Matt Pruitt	OL	6-3	297	Fr.	Gainesville, Ga. / Chestatee HS
78	Trey Braun	OL	6-5	295	RSr.	Tallahassee, Fla. / Leon HS
79	Eason Fromayan	OL	6-4	292	RSo.	Alpharetta, Ga. / Milton HS (TCU)
80	Brandon Oliver	WR	5-11	210	RSr.	Douglasville, Ga. / Lithia Springs HS
80A	Shawn Davis	K	6-2	200	Fr.	McDonough, Ga. / Union Grove HS
81	Jalen Johnson	WR/DB	6-3	203	RFr.	Oneonta, Ala. / Oneonta HS
82	Christian Philpott	WR	6-3	215	Fr.	Tallahassee, Fla. / North Florida Christian School
82A	Grant Aasen	P	6-2	190	RJr.	Fayetteville, Ga. / Starr's Mill HS
83	Brad Stewart	WR	6-1	195	Fr.	Savannah, Ga. / Benedictine Military School
84	Micheal Summers	WR	6-1	200	RJr.	Statesboro, Ga. / Statesboro HS
85	Ryan Rodwell	P	6-2	200	RJr.	DeLand, Fla. / DeLand HS
86	Antonio Messick	WR	6-3	200	RSo.	Fayetteville, Ga. / Fayette County HS
87	Harrison Butker	K	6-3	207	Jr.	Decatur, Ga. / Westminster HS
88	Harland Howell	WR	6-3	217	Fr.	Marietta, Ga. / Wheeler HS
89	Bennett Barton	WR	6-1	200	RSo.	Roswell, Ga. / Roswell HS
90	Kenderius Whitehead	DE	6-5	217	RJr.	Milledgeville, Ga. / Martin Luther King HS (Georgia Military College)
91	Patrick Gamble	DL	6-5	282	RJr.	Carrollton, Ga. / Central Carroll HS
92	Francis Kallon	DL	6-5	284	RJr.	Lawrenceville, Ga. / Central Gwinnett HS
93	Antonio Simmons	DL	6-3	235	So.	Jacksonville, Fla. / University Christian School
94	Anree Saint-Amour	DE	6-3	240	Fr.	Suwanee, Ga. / North Gwinnett HS
95	Tyler Merriweather	DE	6-3	239	So.	Demopolis, Ala. / Demopolis HS
96	Adam Gotsis	DL	6-5	282	Sr.	Abbotsford, Australia / Kew HS
97	Brentavious Glanton	DL	6-2	285	Fr.	Albany, Ga. / Monroe Comprehensive HS
98	Trent Sellers	DL	6-4	242	Fr.	Tyronne, Ga. / Sandy Creek HS
99	Tyler Stargel	DE	6-3	252	RJr.	Orange Beach, Ala. / Gulf Shores HS

ALPHABETICAL

No.	Name	Pos.
18A	Zach Matthews	LB
29	Austin McClellan	AB
95	Tyler Merriweather	DE
86	Antonio Messick	WR
6	Chris Milton	DB
51	Brant Mitchell	LB
60	Brad Morgan	OL
59	Scott Morgan	DL
68	Michael Muns	OL
23	Domonique Noble	LB
80	Brandon Oliver	WR
15A	Denis Onwualu	AB
82	Christian Philpott	WR
77	Matt Pruitt	OL
85	Ryan Rodwell	P
41	Rod Rook-Chungong	DE
94	Anree Saint-Amour	DL
33	Jalen Saunders	WR
63	Rusty Scott	LB
74	Tim Seager	OL
1	Qua Searcy	AB
29A	Josh Selembo	DB
98	Trent Sellers	DL
93	Antonio Simmons	DL
47	Lamont Simmons	DB
7	Patrick Skov	BB
12	Demond Smith	DB
59A	Trey Smith	OL
22	Broderick Snoddy	AB
99	Tyler Stargel	DE
83	Brad Stewart	WR
67	Jake Stickler	OL
56	Trevor Stroebel	LS
84	Micheal Summers	WR
4A	Brady Swilling	BB/QB
49A	Tyler Teknipp	DB
5	Justin Thomas	QB
55	Sean Tobin	LS
32A	Chris Turner	AB
38	Dorian Walker	WR/DB
21	Quaide Weimerskirch	BB
28	D.J. White	DB
90	Kenderius Whitehead	DE
64	Jake Whitley	OL
26	Dante Wigley	DB
66	Mitchell Williams	OL
69	Nick Williams	DL
3	Isiah Willis	AB
61A	Casey Wilson	LS

GEORGIA TECH COACHING & SUPPORT STAFF

Head Coach: Paul Johnson (Western Carolina, 1979), 8th season at Georgia Tech

Quarterbacks / B-Backs Coach: Bryan Cook

Linebackers / Recruiting Coordinator: Andy McCollum

A-Backs: Lamar Owens

Defensive Line: Mike Pelton

Wide Receivers: Al "Buzz" Preston

Defensive Coordinator: Ted Roof

Special Teams Coordinator / O-Line: Ray Rychleski

Offensive Line: Mike Sewak

Secondary: Joe Speed

Graduate Assistant Coach: Blake DeBartola

Graduate Assistant Coach: Rick Lyster

Graduate Assistant Coach: Kevin Reddy

Graduate Assistant Coach: Steven Sylvester

Director of Football Operations: Mike Huff

Assistant Director of Football Operations: Pete Hurt

Director of Player Personnel: Andy Lutz

Assistant Director of Player Personnel: Saeed Khalif

Assistant Director of Player Personnel: Brad Waggoner

Recruiting Assistant: Joe Hamilton

Staff Assistant: Tim McGrath

Director of Player Development: John Sisk

Assistant Director of Player Development: Zach Reed

Assistant Director of Player Development: Ben Sowders

Assistant Director of Player Development: Curtis Turner

Director of Sports Medicine: Jay Shoop

Assistant Athletic Trainer: Mark Smith

Equipment Manager: Tom Conner

Assistant Equipment Manager: Punt Windham

Director of Video Operations: Todd McCarthy

Administrative Coordinator: Teri Anton

Administrative Coordinator: Courtney Bowen

2015 Georgia Tech Football Career Stats & Highs

92 Francis Kallon DL

Year	G-GS	U-A	Tot	TFL	Sacks	FF	FR	Int	PB
2012	Redshirted								
2013	10-0	3-1	4	0.0-0	0.0-0	0	0	0	0
2014	6-0	1-2	3	0.0-0	0.0-0	0	0	0	0
2015	4-0	5-4	9	0.0-0	0.0-0	1	0	0	0
Totals	20-0	9-7	16	0.0-0	0.0-0	1	0	0	0

CAREER HIGHS

Tackles: 5, vs. Alcorn State, Sept. 3, 2015
Solo Tackles: 3, vs. Alcorn State, Sept. 3, 2015
Forced Fumbles: 1, vs. Alcorn State, Sept. 3, 2015

2015 GAME-BY-GAME

Opponent	U-A	Tot	TFL	Sacks	FF	FR	Int	PB	
S3 Alcorn State	3-2	5	0.0-0	0.0-0	1	0	0	0	
S12 Tulane	0-1	6	0.0-0	0.0-0	0	0	0	0	
S19 at N. Dame	DNP								
S26 at Duke	0-0	0	0.0-0	0.0-0	0	0	0	0	
O3 N. Carolina	2-1	3	0.0-0	0.0-0	0	0	0	0	
O10 at Clemson	DNP								
O17 Pittsburgh	DNP								
O24 Florida St.	DNP								
Totals	5-4	9	0.0-0	0.0-0	1	0	0	0	

2014 GAME-BY-GAME

Opponent	U-A	Tot	TFL	Sacks	FF	FR	Int	PB	
A30 Wofford	DNP								
S6 at Tulane	0-0	0	0.0-0	0.0-0	0	0	0	0	
S13 Ga Southern	DNP								
S20 at Va Tech	1-1	2	0.0-0	0.0-0	0	0	0	0	
O4 Miami	0-0	0	0.0-0	0.0-0	0	0	0	0	
O11 Duke	DNP								
O18 UNC	DNP								
O25 at Pittsburgh	0-0	0	0.0-0	0.0-0	0	0	0	0	
N1 Virginia	DNP								
N8 at N.C. State	0-1	1	0.0-0	0.0-0	0	0	0	0	
N15 Clemson	0-0	0	0.0-0	0.0-0	0	0	0	0	
N29 at Georgia	DNP								
D6 vs. FSU	DNP								
D31 vs. Miss St.	DNP								
Totals	0-0	0	0.0-0	0.0-0	0	0	0	0	

2013 GAME-BY-GAME

Opponent	U-A	Tot	TFL	Sacks	FF	FR	Int	PB	
A31 Elon	1-0	1	0.0-0	0.0-0	0	0	0	0	
S14 at Duke	0-0	0	0.0-0	0.0-0	0	0	0	0	
S21 UNC	DNP								
S26 Va Tech	0-0	0	0.0-0	0.0-0	0	0	0	0	
O5 at Miami	0-0	0	0.0-0	0.0-0	0	0	0	0	
O12 at BYU	0-0	0	0.0-0	0.0-0	0	0	0	0	
O19 Syracuse	2-0	0	0.0-0	0.0-0	0	0	0	0	
O26 at Virginia	0-0	0	0.0-0	0.0-0	0	0	0	0	
N2 Pittsburgh	0-0	0	0.0-0	0.0-0	0	0	0	0	
N14 at Clemson	0-0	0	0.0-0	0.0-0	0	0	0	0	
N23 Ala. A&M	0-1	1	0.0-0	0.0-0	0	0	0	0	
N30 Georgia	DNP								
Totals	3-1	4	0.0-0	0.0-0	0	0	0	0	

37 Mikell Lands-Davis AB

Year	G-GS	Rush	Yds	Avg.	TD	LP	Rec	Yds	Avg.	TD	LP
2015	4-2	10	35	3.5	0	14	7	69	9.9	1	26
Totals	4-2	10	35	3.5	0	14	7	69	9.9	1	26

CAREER HIGHS

Rushing Attempts: 3, three times, last vs. Florida State, Oct. 24, 2015
Rushing Yards: 18, vs. North Carolina, Oct. 3, 2015
Longest Rush: 14, vs. North Carolina, Oct. 3, 2015
Receptions: 2, three times, last vs. Florida St., Oct. 24, 2015
Receiving Yards: 37, at Clemson, Oct. 10, 2015
Longest Reception: 26, at Clemson, Oct. 10, 2015
Receiving TDs: 1, vs. North Carolina, Oct. 3, 2015
Kick Returns: 1, vs. Florida State, Oct. 24, 2015
Longest Kick Return: 1, vs. Florida State, Oct. 24, 2015

2015 GAME-BY-GAME

Opponent	Rushing				Receiving			
	No.	Yds	TD	Lg	No.	Yds	TD	Lg
S3 Alcorn State	DNP							
S12 Tulane	DNP							
S19 at N. Dame	DNP							
S26 at Duke	DNP							
O3 N. Carolina	3	18	0	14	2	24	1	19
O10 at Clemson	3	2	0	11	2	37	0	26
O17 Pittsburgh	1	7	0	7	1	10	0	10
O24 Florida St.	3	8	0	6	2	-2	0	0
Totals	10	35	0	14	7	69	1	26

52 Terrell Lewis LB

Year	G-GS	U-A	Tot	TFL	Sacks	FF	FR	Int	PB
2014	11-0	0-0	0	0.0-0	0.0-0	0	0	0	0
2015	7-1	5-1	6	0.0-0	0.0-0	0	0	0	0
Totals	18-1	5-1	6	0.0-0	0.0-0	0	0	0	0

CAREER HIGHS

Tackles: 4, vs. Alcorn State, Sept. 3, 2015
Solo Tackles: 4, vs. Alcorn State, Sept. 3, 2015

2015 GAME-BY-GAME

Opponent	U-A	Tot	TFL	Sacks	FF	FR	Int	PB	
S3 Alcorn State	4-0	4	0.0-0	0.0-0	0	0	0	0	
S12 Tulane	0-0	0	0.0-0	0.0-0	0	0	0	0	
S19 at N. Dame	0-0	0	0.0-0	0.0-0	0	0	0	0	
S26 at Duke	0-0	0	0.0-0	0.0-0	0	0	0	0	
O3 N. Carolina	0-1	1	0.0-0	0.0-0	0	0	0	0	
O10 at Clemson	1-0	1	0.0-0	0.0-0	0	0	0	0	
O17 Pittsburgh	0-0	0	0.0-0	0.0-0	0	0	0	0	
O24 Florida St.	DNP								
Totals	5-1	6	0.0-0	0.0-0	0	0	0	0	

49 Clinton Lynch AB

Year	G-GS	Rush	Yds	Avg.	TD	LP	Rec	Yds	Avg.	TD	LP
2015	8-3	30	249	8.3	2	45	4	126	31.5	1	50
Totals	8-3	30	249	8.3	2	45	4	126	31.5	1	50

CAREER HIGHS

Rushing Attempts: 8, vs. North Carolina, Oct. 3, 2015
Rushing Yards: 67, vs. Pittsburgh, Oct. 17, 2015
Longest Rush: 45, vs. Alcorn State, Sept. 3, 2015
Rushing TD: 1, twice, last vs. North Carolina, Oct. 3, 2015
Receptions: 1, four times, last at Clemson, Oct. 10, 2015
Receiving Yards: 50, at Clemson, Oct. 10, 2015
Longest Reception: 50, at Clemson, Oct. 10, 2015
Receiving TD: 1, at Clemson, Oct. 10, 2015

2015 GAME-BY-GAME

Opponent	Rushing				Receiving			
	No.	Yds	TD	Lg	No.	Yds	TD	Lg
S3 Alcorn State	2	17	0	10	0	0	0	0
S12 Tulane	1	45	1	45	0	0	0	0
S19 at N. Dame	2	25	0	25	1	28	0	28
S26 at Duke	3	-8	0	0	1	35	0	35
O3 N. Carolina	8	48	0	14	1	13	0	13
O10 at Clemson	1	3	0	3	1	50	1	50
O17 Pittsburgh	7	67	0	18	0	0	0	0
O24 Florida St.	6	52	0	16	0	0	0	0
Totals	30	249	0	45	4	126	0	50

2015 Georgia Tech Football Career Stats & Highs

5 Justin Thomas QB

Year G-GS Effic. Com Att Int Pct Yds TD Long Avg/G TotOff
2012 Redshirted
2013 10-0 113.6 9 17 2 52.9 131 1 36 13.1 365
2014 14-14 153.9 96 187 6 51.3 1719 18 79 122.8 2805
2015 8-8 126.6 52 118 6 44.1 909 10 50 113.6 1309
Totals 32-22 141.8 157 322 14 48.8 2759 29 79 86.2 4479

Rushing Att Yds Avg. TD LP
2013 33 234 7.1 2 50
2014 190 1086 5.7 8 65
2015 107 400 3.7 6 60
Totals 330 1720 5.2 16 65

CAREER HIGHS

Rushing Attempts: 24, at Duke, Sept. 26, 2015
Yards Rushing: 165 at Virginia Tech, Sept. 20, 2014
TD Rushing: 3 vs. Mississippi State, Dec. 31, 2014
Longest Rush: 65 vs. Clemson, Nov. 15, 2014
Passing Touchdowns: 4 vs. Georgia Southern, Sept. 13, 2014
Passing Yards: 282 vs. Wofford, Aug. 30, 2014
Completions: 12, vs. North Carolina, Oct. 3, 2015
Attempts: 24, twice, last at Notre Dame, Sept. 19, 2015
Passing Efficiency: 275.25 vs. Wofford, Aug. 30, 2014
Longest Pass: 79 (to Charles Perkins) at Pitt, Oct. 25, 2014

2015 GAME-BY-GAME

Opponent Rushing Passing
S3 Alcorn State 3 2 1 13 3-4-0 54 1 24 270.9
S12 Tulane 10 71 1 26 7-9-0 97 2 30 241.6
S19 at N. Dame 11 27 0 19 8-24-0 121 2 28 103.2
S26 at Duke 24 58 1 24 6-21-1 143 1 35 92.0
O3 N. Carolina 18 56 2 20 12-21-1 162 1 40 128.1
O10 at Clemson 14 3 0 8 6-14-1 159 2 50 171.1
O17 Pittsburgh 14 95 0 51 6-15-1 106 1 34 108.0
O24 Florida St. 13 88 1 60 4-10-2 67 0 36 56.3
Totals 107 400 6 60 52-118-6 909 10 50 126.6

2014 GAME-BY-GAME

Opponent Rushing Passing
A30 Wofford 13 71 0 16 11-15-0 282 2 71 275.25
S6 at Tulane 10 70 0 27 3-8-1 15 0 11 28.25
S13 Ga Southern 20 137 1 33 11-24-0 188 4 57 166.63
S20 at Va Tech 22 165 1 32 7-18-0 125 1 31 115.56
O4 Miami 13 27 1 9 4-7-0 53 0 30 120.74
O11 Duke 15 119 0 19 6-15-2 61 0 26 47.49
O18 at UNC 15 36 0 19 8-18-0 235 3 55 209.11
O25 at Pittsburgh 15 92 1 33 5-10-0 147 1 79 79.8
N1 Virginia 13 4 0 15 7-13-1 141 3 65 206.48
N8 at N.C. State 6 60 1 30 5-6-0 47 0 16 149.13
N15 Clemson 11 46 0 65 8-11-0 102 1 19 180.62
N29 at Georgia 12 34 0 21 6-16-0 64 1 17 91.72
D6 vs. FSU 11 104 0 19 8-14-1 134 1 27 146.83
D31 vs. Miss. St. 14 121 3 32 7-12-1 125 1 41 156.67
Totals 190 1086 8 65 96-187-6 1719 18 79 150.54

2013 GAME-BY-GAME

Opponent Rushing Passing
A31 Elon 5 53 1 44 0-0-0 0 0 0 0.0
S14 at Duke 0 0 0 0 0-0-0 0 0 0 0.0
S21 UNC 0 0 0 0 0-0-0 0 0 0 0.0
S26 Va Tech DNP
O5 at Miami 3 8 0 11 0-3-1 0 0 0 -66.7
O12 at BYU 5 15 0 7 4-4-0 30 1 11 245.5
O19 Syracuse 10 95 1 50 0-1-0 0 0 0 0.0
O26 at Virginia 4 11 0 6 2-4-1 38 0 24 79.8
N2 Pittsburgh DNP
N14 at Clemson 3 23 0 20 2-3-0 27 0 18 142.3
N23 Ala. A&M 2 28 0 26 1-2-0 36 0 36 201.2
N30 Georgia DNP
D30 Ole Miss 1 1 0 1 0-0-0 0 0 0 0
Totals 33 234 2 50 9-17-2 131 1 36 113.6

+++++

28 D.J. White DB

Year G-GS U-A Tot TFL Sacks FF FR Int PD
2012 10-0 5-0 5 0.0-0 0.0-0 1 0 0 0 0
2013 13-9 40-10 50 1.0-2 0.0-0 2 0 1 6 6
2014 14-14 52-14 66 2.5-3 0.0-0 1 0 4 12 12
2015 7-7 20-23 23 0.0-0 0.0-0 1 0 2 7 7
Totals 44-30 117-27 144 3.5-5 0.0-0 5 0 7 2 2

CAREER HIGHS

Tackles: 13, vs. Ole Miss, Dec. 30, 2013
Solo Tackles: 11, vs. Ole Miss, Dec. 30, 2013
TFL: 1.5, at Virginia Tech, Sept. 20, 2014
Forced Fumbles: 2 vs. Ole Miss, Dec. 30, 2013
Pass Break-Ups: 3, twice, last vs. Mississippi State, Dec. 31, 2014
Interceptions: 1, seven times, last at Notre Dame, Sept. 19, 2015

2015 GAME-BY-GAME

Opponent U-A Tot TFL Sacks FF FR Int PB
S3 Alcorn State 1-0 1 0.0-0 0.0-0 0 0 0 0 0
S12 Tulane 3-0 3 0.0-0 0.0-0 0 0 1 0 0
S19 at N. Dame 4-0 4 0.0-0 0.0-0 0 0 1 1 1
S26 at Duke 0-2 2 0.0-0 0.0-0 0 0 0 0 0
O3 N. Carolina 5-0 5 0.0-0 0.0-0 1 0 0 1 1
O10 at Clemson 3-1 4 0.0-0 0.0-0 0 0 0 2 2
O17 Pittsburgh 4-0 4 0.0-0 0.0-0 0 0 0 1 1
O24 Florida St. DNP
Totals 20-3 23 0.0-0 0.0-0 1 0 2 5 5

2014 GAME-BY-GAME

Opponent U-A Tot TFL Sacks FF FR Int PB
A30 Wofford 2-1 3 0.0-0 0.0-0 0 0 0 0 0
S6 at Tulane 4-0 4 0.0-0 0.0-0 0 0 0 1 1
S13 Ga Southern 2-0 2 0.0-0 0.0-0 0 0 0 1 1
S20 at Va Tech 7-3 10 1.5-2 0.0-0 0 0 1 0 0
O4 Miami 2-0 2 0.0-0 0.0-0 0 0 0 0 0
O11 Duke 5-0 5 0.0-0 0.0-0 0 0 0 0 0
O18 at UNC 8-3 11 0.0-0 0.0-0 0 0 0 0 0
O25 at Pittsburgh 1-2 3 0.0-0 0.0-0 1 0 0 0 0
N1 Virginia 6-0 6 0.0-0 0.0-0 0 0 0 1 1
N8 at N.C. State 6-1 7 0.0-0 0.0-0 0 0 1 2 2
N15 Clemson 2-2 4 0.0-0 0.0-0 0 0 1 0 0
N29 at Georgia 2-2 4 1.0-1 0.0-0 0 0 1 0 0
D6 vs. FSU 1-0 1 0.0-0 0.0-0 0 0 0 0 0
D31 vs. Miss. St. 4-0 4 0.0-0 0.0-0 0 0 0 3 3
Totals 52-14 66 0.0-0 0.0-0 1 0 4 0 0

2013 GAME-BY-GAME

Opponent U-A Tot TFL Sacks FF FR Int PB
A31 Elon 2-0 2 0.0-0 0.0-0 0 0 0 0 0
S14 at Duke 0-0 0 0.0-0 0.0-0 0 0 0 0 0
S21 UNC 2-0 2 0.0-0 0.0-0 0 0 0 0 0
S26 Virginia Tech 3-0 3 0.0-0 0.0-0 0 0 0 0 0
O5 at Miami 2-1 3 0.0-0 0.0-0 0 0 0 0 0
O12 at BYU 3-2 5 0.0-0 0.0-0 0 0 0 0 0
O19 Syracuse 1-0 1 0.0-0 0.0-0 0 0 0 0 0
O26 at Virginia 3-2 5 0.0-0 0.0-0 0 0 0 1 1
N2 Pittsburgh 2-0 2 0.0-0 0.0-0 0 0 0 0 0
N14 at Clemson 5-2 7 0.0-0 0.0-0 0 0 0 0 0
N23 Ala. A&M 1-1 2 0.0-0 0.0-0 0 0 0 0 0
N30 Georgia 5-0 5 1.0-2 0.0-0 0 0 0 1 1
D30 Ole Miss 11-2 13 0.0-0 0.0-0 2 0 1 3 3
Totals 40-10 50 1.0-2 0.0-0 2 0 1 5 5

2012 GAME-BY-GAME

Opponent U-A Tot TFL Sacks FF FR Int PB
S3 at Va Tech DNP
S8 Presbyterian DNP
S15 Virginia DNP
S22 Miami DNP
S29 MTSU 0-0 0 0.0-0 0.0-0 0 0 0 0 0
O6 at Clemson 0-0 0 0.0-0 0.0-0 0 0 0 0 0
O20 BC 2-0 2 0.0-0 0.0-0 0 0 0 0 0
O27 BYU 1-0 1 0.0-0 0.0-0 0 0 0 0 0
N3 at Maryland 0-0 0 0.0-0 0.0-0 0 0 0 0 0
N10 at UNC 2-0 2 0.0-0 0.0-0 1 0 0 0 0
N17 Duke 0-0 0 0.0-0 0.0-0 0 0 0 0 0
N24 at Georgia 0-0 0 0.0-0 0.0-0 0 0 0 0 0
D1 vs. FSU 0-0 0 0.0-0 0.0-0 0 0 0 0 0
D31 vs. USC 0-0 0 0.0-0 0.0-0 0 0 0 0 0
Totals 5-0 5 0.0-0 0.0-0 1 0 0 0 0

+++++

90 Kenderius Whitehead, DL

Year G-GS U-A Tot TFL Sacks FF FR Int PB
2014 Redshirted
2015 2-0 1-1 2 0.0-0 0.0-0 0 0 0 0 0
Totals 2-0 1-1 2 0.0-0 0.0-0 0 0 0 0 0

CAREER HIGHS

Tackles: 2, vs. Alcorn State, Sept. 3, 2015
Solo Tackles: 1, vs. Alcorn State, Sept. 3, 2015

2015 GAME-BY-GAME

Opponent U-A Tot TFL Sacks FF FR Int PB
S3 Alcorn State 1-1 2 0.0-0 0.0-0 0 0 0 0 0
S12 Tulane 0-0 0 0.0-0 0.0-0 0 0 0 0 0
S19 at N. Dame DNP
S26 at Duke DNP
O3 N. Carolina DNP
O10 at Clemson DNP
O17 Pittsburgh DNP
O24 Florida St. DNP
Totals 1-1 2 0.0-0 0.0-0 0 0 0 0 0

+++++

2015 Georgia Tech Football Career Stats & Highs

3 Isiah Willis AB

Year	G-GS	Rush	Yds	Avg.	TD	LP	Rec	Yds	Avg.	TD	LP	
2012		Redshirted										
2013	3-0	2	22	11.0	0	14	0	0	0.0	0	0	
2014	9-0	2	18	9.0	0	9	0	0	0.0	0	0	
2015	8-6	22	111	5.0	1	14	3	56	18.7	0	40	
Totals	20-6	26	151	5.8	1	14	3	56	18.7	0	40	

CAREER HIGHS

Rushing Attempts: 9, vs. North Carolina, Oct. 3, 2015
 Rushing Yards: 40, vs. North Carolina, Oct. 3, 2015
 Longest Rush: 14 twice, last vs. Florida State, Oct. 24, 2015
 Rushing TDs: 1, vs. Tulane, Sept. 12, 2015
 Receptions: 2, at Notre Dame, Sept. 19, 2015
 Receiving Yards: 40, vs. North Carolina, Oct. 3, 2015
 Longest Reception: 40, vs. North Carolina, Oct. 3, 2015

2015 GAME-BY-GAME

Opponent	Rushing				Receiving			
	No.	Yds	TD	Lg	No.	Yds	TD	Lg
S3 Alcorn State	1	1	1	1	0	0	0	0
S12 Tulane	1	13	0	13	0	0	0	0
S19 at N. Dame	0	0	0	0	2	16	0	9
S26 at Duke	2	7	0	7	0	0	0	0
O3 N. Carolina	9	40	0	11	1	40	0	40
O10 at Clemson	0	0	0	0	0	0	0	0
O17 Pittsburgh	2	21	0	11	0	0	0	0
O24 Florida St.	7	29	0	14	0	0	0	0
Totals	22	111	1	14	3	56	0	40

2014 GAME-BY-GAME

Opponent	Rushing				Receiving				
	No.	Yds	TD	Lg	No.	Yds	TD	Lg	
A30 Wofford	0	0	0	0	0	0	0	0	
S6 at Tulane	0	0	0	0	0	0	0	0	
S13 Ga Southern		DNP							
S20 at Va Tech		DNP							
O4 Miami		DNP							
O11 Duke		DNP							
O18 at UNC		DNP							
O25 at Pittsburgh	0	0	0	0	0	0	0	0	
N1 Virginia	0	0	0	0	0	0	0	0	
N8 at N.C. State	2	18	0	9	0	0	0	0	
N15 Clemson	0	0	0	0	0	0	0	0	
N29 at Georgia	0	0	0	0	0	0	0	0	
D6 vs. FSU	0	0	0	0	0	0	0	0	
D31 vs. Miss. St.	0	0	0	0	0	0	0	0	
Totals	2	18	0	9	0	0	0	0	

2013 GAME-BY-GAME

Opponent	Rushing				Receiving				
	No.	Yds	TD	Lg	No.	Yds	TD	Lg	
A31 Elon	0	0	0	0	0	0	0	0	
S14 at Duke		DNP							
S21 UNC		DNP							
S26 Virginia Tech		DNP							
O5 at Miami		DNP							
O12 at BYU		DNP							
O19 Syracuse	0	0	0	0	0	0	0	0	
O26 at Virginia		DNP							
N2 Pittsburgh		DNP							
N14 at Clemson		DNP							
N23 Ala. A&M	2	22	0	14	0	0	0	0	
N30 Georgia		DNP							
D30 Ole Miss		DNP							
Totals	2	22	0	14	0	0	0	0	

+++++