

2015 NOTRE DAME FOOTBALL



Fighting Irish Media

Michael Bertsch

mberts1@nd.edu

574-532-4154

Leigh Torbin

ltorbin@nd.edu

407-325-5703

UND.com

Countdown To Kickoff

14 Notre Dame has won 12 of its last 14 games played in the month of September (Page 7)

13 Notre Dame is 38-13 since Sept. 17, 2011, the 14th-best record nationally. (Page 7)

12 Notre Dame head coach **Brian Kelly** is one of 12 "Power 5" coaches at contract bowl eligible schools who has faced at least 10 AP-ranked teams on his current job and has a record of .500 or better in those games. (Page 2)

11 Prior to the Texas game it had been 11 seasons since Notre Dame had produced two touchdown drives of at least 90 yards in the same game. (Page 9)

10 Notre Dame played 10 freshmen in its season-opening win over Texas. (Page 9)

9 Junior LB **Jaylon Smith** (number nine in your program) made plays all over the field in an impressive 2015 debut, leading the Irish with seven tackles along with a sack and a pass pressure against Texas. (Page 13)

8 Kelly is eighth in the nation among active FBS coaches with his .736 career winning percentage. (Page 3)

7 Notre Dame has seven players on the Lombardi Award's watch list (DL **Sheldon Day**, OG **Steve Elmer**, DL **Jarron Jones**, C **Nick Martin**, LB **Joe Schmidt**, Smith and OT **Ronnie Stanley**). (Page 5)

6 Virginia is the first of six ACC schools the Irish will face in 2015. It is that most schools from any single conference that Notre Dame has ever faced in one year. (Page 4)

5 The Irish elected five captains for the 2015 season (Day, **Matthias Farley**, Martin, Schmidt and Smith), the team's most since also having five in 2007. (Page 9)

4 Junior WR **Will Fuller** is tied for fourth in the nation after week one with his two TD catches. (Page 10)

3 Following its win over Texas, Notre Dame has now played three consecutive Opening Day games without committing a turnover. The span covers 219:02 worth of game time dating back to 2012. (Page 7)

2 Zaire's .864 completion percentage against Texas ranked second in school history for a single game. (Page 12)

1 Freshman RB **Josh Adams** played his first collegiate game against Texas and scored a pair of TDs, including a 14-yard run to paydirt on his first collegiate play. (Page 9)

0 Notre Dame has never played a game in the commonwealth of Virginia before. It will become the 36th state which has played host to an Irish football game. (Page 5)

Game 2

AP: #11
COACH: #11
1-0



AP: NR
COACH: NR
0-1 • 0-0 ACC

TIME, DATE AND PLACE

- ▶ 3:30 p.m. EDT; Saturday, Sept. 12, 2015
- ▶ Scott Stadium (61,500); Charlottesville, Virginia

TELEVISION

- ▶ ABC national telecast with Mike Patrick (play-by-play), Ed Cunningham (analysis), Dr. Jerry Punch (sideline) and Anthony Holum (producer).
- ▶ The Irish posted a 1-2 record on ABC last year, defeating Syracuse but losing to Florida State and Arizona State.

RADIO

- ▶ IMG College Sports is the exclusive national rights-holder for Irish football radio broadcasts. Notre Dame games will be broadcast to 117 affiliates by Don Criqui (play-by-play), Allen Pinkett (analysis) and Jeff Jeffers (sideline). This broadcast can be heard live on SiriusXM Satellite Radio (channel 129).
- ▶ The broadcast will be preceded by a one hour pre-game show hosted by Tony Castricone with Criqui, Pinkett and interviews conducted by Jack Nolan. It will be followed by a national post-game show hosted by Castricone, Criqui and Pinkett.
- ▶ All games can be heard in South Bend on WSBT 96.1 FM & 960 AM, and Sunny 101.5 FM.

TICKETS

- ▶ Virginia has sold out all non-season tickets for Saturday's game which will likely be played before a sellout crowd.
- ▶ Notre Dame has played in front of sellout crowds in 275 of its previous 324 games (.849) overall. Notre Dame has played before 646 sellouts in 925 total games (.698) since 1930. The Irish have sold out 292 of their last 293 home games dating back to 1964.

SERIES INFO

- ▶ Notre Dame leads the series with Virginia, 1-0.
- ▶ The teams faced off at Giants Stadium in East Rutherford, New Jersey on Aug. 31, 1989, with the Irish claiming a 36-13 victory in Kickoff Classic VII.

THE COACHES

- ▶ **Notre Dame:** Brian Kelly, 46-20 at Notre Dame (6th year), 217-77-2 overall (25th year), 0-0 vs. UVA
- ▶ **Virginia:** Mike London, 23-39 at Virginia (6th year), 47-44 overall (8th year), 0-0 vs. Notre Dame

WHAT TO WATCH FOR

- ▶ The Irish hit the road for the first time in 2015, making the program's first-ever trip to the commonwealth of Virginia. The old dominion state will be the 36th to play host to a Notre Dame football game.



NDFootball



NDFootball



NDFBrecruiting



Notre Dame Football



NDFBrecruiting

2015 Notre Dame Schedule

Date	ND Rank	Opp Rank	Opponent	Location	TV	Time/Score
Sept. 5	11/11	RV/RV	Texas	Notre Dame, Ind.	NBC	W, 38-3
Sept. 12	11/11	-/-	at Virginia	Charlottesville, Va.	ABC	3:30 p.m. ET
Sept. 19	-/-	16/17	Georgia Tech	Notre Dame, Ind.	NBC	3:30 p.m. ET
Sept. 26	-/-	-/-	Massachusetts	Notre Dame, Ind.	NBC	3:30 p.m. ET
Oct. 3	-/-	12/12	at Clemson	Clemson, S.C.		TBA
Oct. 10	-/-	-/-	Navy	Notre Dame, Ind.	NBC	3:30 p.m. ET
Oct. 17	-/-	8/10	USC	Notre Dame, Ind.	NBC	7:30 p.m. ET
Oct. 24			Bye Week			
Oct. 31	-/-	-/-	at Temple	Philadelphia, Pa.		TBA
Nov. 7	-/-	-/-	at Pittsburgh	Pittsburgh, Pa.		TBA
Nov. 14	-/-	-/-	Wake Forest	Notre Dame, Ind.	NBC	3:30 p.m. ET
Nov. 21	-/-	-/-	vs. Boston College	Boston, Mass.	NBCSN	7:30 p.m. ET
Nov. 28	-/-	21/21	at Stanford	Stanford, Calif.		TBA

* Rankings are Associated Press/Amway Coaches polls

**2012 AP National Coach of the Year****2012 Walter Camp National Coach of the Year****2012 Sporting News National Coach of the Year****2012 Home Depot National Coach of the Year****2012 Liberty Mutual National Coach of the Year****2012 AFCA National Coach of the Year****2009 Home Depot National Coach of the Year**

Head coach Brian Kelly, a veteran in his 25th season as a collegiate head coach, brings a championship tradition to his sixth year as the 29th head football coach at the University of Notre Dame.

Currently the third-winningest active coach in the NCAA Football Bowl Subdivision, Kelly has guided the Irish to 46 wins over his tenure. Kelly is the first coach to ever take Notre Dame to a bowl game in each of his first five years at the helm.

His 140 victories as a head coach since 2001 are more than all but two active FBS head coaches — Oklahoma's Bob Stoops and Ohio State's Urban Meyer.

KELLY'S HEAD COACHING RESUME

- ▶ Twenty-third college coach to reach 200 career victories with at least five years of service or 50 victories at a school that was classified as a major college at the time
- ▶ Second-youngest and fifth-fastest coach to ever reach 200 career victories with at least five years of service or 50 victories at a school that was classified as a major college at the time
- ▶ Only coach in school history to lead the Irish to at least eight victories over each of his first five seasons
- ▶ Only two-time winner of The Home Depot Coach of the Year Award (2009, 2012)
- ▶ First coach in school history to lead the Irish to bowl games during each of his first five seasons
- ▶ First coach to take Notre Dame to bowl games in five straight seasons at any stage in his career since Lou Holtz (1987-95)
- ▶ First coach with five consecutive seasons of at least eight wins since Lou Holtz reached the milestone seven straight years (1987-93)
- ▶ Recorded the seventh-most wins (89-30) among active NCAA FBS coach since 2006
- ▶ Owns the seventh-best winning percentage (.752) among active NCAA FBS coaches since 2007
- ▶ Ranks third and eighth among active NCAA FBS coaches in career victories (217) and career winning percentage (.736), respectively
- ▶ Led Notre Dame to an undefeated regular season in 2012 -- its first undefeated regular season in 24 years (1988)
- ▶ Guided Notre Dame to the 2013 Bowl Championship Series title game and its highest national ranking (No. 4/3) to close a season since 1993 (No. 2/2)
- ▶ Oversaw the first football program to be ranked number one in the football polls and first in NCAA GSR graduation rates while also playing for the BCS title
- ▶ Swept just about every possible coach of the year award in 2012 -- Home Depot, Associated Press, Walter Camp Football Foundation, Sporting News, Liberty Mutual and American Football Coaches Association
- ▶ Only the second Irish coach to win 12 games in a season (Lou Holtz also did it in 1988)
- ▶ Continued focus on academics as Notre Dame won the 2014 American Football Coaches Association Academic Achievement Award with a 100 percent graduation rate for the freshmen football student-athlete class of 2007
- ▶ Career record includes a first five seasons at Notre Dame where he has fashioned a 45-20 record that has included nine losses by a combined 29 points (3.2 per game)
- ▶ Helped the Irish win 38 of their last 51 games dating back to 2011
- ▶ Three seasons at Cincinnati from 2007-09, including a 34-6 record (.850) and two straight outright BIG EAST Conference title teams that earned BCS appearances in 2008 (FedEx Orange Bowl) and 2009 (Allstate Sugar Bowl)
- ▶ Three seasons at Central Michigan University from 2004-06, including a 19-16 overall record (.542) featuring a 9-4 mark and Mid-American Conference title in 2006
- ▶ Thirteen seasons at Grand Valley State University from 1991-2003, including a 118-35-2 record (.767) highlighted by NCAA Division II national championships in 2002 (14-0) and 2003 (14-1)
- ▶ An overall record of 217-77-2 (.736) in those 25 seasons as a head coach
- ▶ A record of 16-7 (.696) record in postseason play as a head coach

EIGHT IS GREAT FOR KELLY

- ▶ Head coach **Brian Kelly** has won at least eight games in each of his first five seasons with the Irish.
- ▶ Kelly is the first Irish coach to win eight games in each of his first five seasons. Setting the previous high, **Dan Devine** began his career with the Irish by posting four straight seasons with at least eight wins from 1975-78.
- ▶ Before Kelly's current run, no Notre Dame head coach had posted five consecutive eight-win seasons at any juncture of his career since **Lou Holtz** reached the milestone seven straight years from 1987-93.
- ▶ Kelly is the first coach in Notre Dame history to lead the Irish to a bowl game in each of his first five seasons. He joins Holtz as the only coaches to guide Notre Dame to bowl berths in five consecutive years at any juncture of their tenures at the school.
- ▶ With 45 wins through his first five years at Notre Dame (2010-14), Kelly has won more games at this stage of his Irish career than any coach other than Holtz's 46.

KELLY BEATS ELITE TEAMS

- ▶ **Brian Kelly** is 9-9 (.500) against Associated Press Top 25 teams as the head coach at Notre Dame and 19-13 (.594) overall.
- ▶ Of the 65 coaches at contract bowl eligible schools who has faced at least 10 AP-ranked teams, Kelly's career .594 winning percentage ranks sixth among his peers.
- ▶ He is one of just 12 coaches at contract bowl eligible schools who has faced at least 10 AP-ranked teams at his current job and is at least .500 against them.

Career Record vs. AP Top 25 (Minimum 10 games)

	Coach	School	Record	Pct.
1.	Urban Meyer	Ohio State	30-12	.714
2.	Jimbo Fisher	Florida State	12-6	.667
3.	Bob Stoops	Oklahoma	50-27	.649
4.	David Shaw	Stanford	15-9	.625
5.	Nick Saban	Alabama	56-37	.602
6.	Brian Kelly	Notre Dame	19-13	.594
7.	Les Miles	LSU	42-33	.560
8.	Gary Patterson	TCU	19-15	.559
9.	Steve Spurrier	South Carolina	63-55-1	.534
10.	Gus Malzahn	Auburn	8-7	.533
	Jim Mora	UCLA	8-7	.533

KELLY RANKS AMONG TOP ACTIVE COACHES NATIONALLY

- ▶ Now in his sixth year at Notre Dame, **Brian Kelly** has helped the Irish secure a 37-6 record when entering halftime with a lead and a 34-4 mark when leading after three quarters.
- ▶ Kelly is 180-12 in his coaching career when taking a lead into the fourth quarter and 116-6 since 2001. He owns a 170-16 record when taking a lead into halftime, including a 115-8 mark since 2001.
- ▶ Each of Kelly's last nine teams have participated in a bowl game, encompassing each of his five Notre Dame teams, each of his three Cincinnati teams, and his final team at Central Michigan (2006).
- ▶ Each of Kelly's last 10 teams have finished the year with a winning record, including his 6-5 Chippewah squad in 2005.
- ▶ Every team of Kelly's head coaching tenure, except for his first Central Michigan team that went 4-7 on 2004, has finished at .500 or better (23 out of 24 years).
- ▶ Kelly is 147-29 when scoring first.
- ▶ Kelly is 172-26-1 when outrushing his opponent.
- ▶ Kelly is 128-12 when his team wins the turnover battle.
- ▶ Kelly is 42-16-2 in games decided by three points or less.
- ▶ Kelly is 61-20 in the month of November, including a 25-8 mark since 2006.
- ▶ Kelly is 65-7 when his team scores a defensive or special teams touchdown.
- ▶ Kelly is 138-10 when his team scores 30+ points, including a 78-2 mark with 40+ points.
- ▶ Kelly is 142-6-1 when his team allows 19 points or less.
- ▶ Kelly is 157-42-1 coming off a victory.
- ▶ Kelly-coached teams owned a 57-game winning streak in games where they held their opponents to less than 20 points, which ended in the 2011 Champs Sports Bowl loss to Florida State (18-14). Kelly's previous such loss came on Dec. 8, 2001, when North Dakota edged Grand Valley State, 17-14, in the NCAA Division II title game.
- ▶ Kelly-coached teams have won 79 of their last 80 games when holding their opponents to less than 20 points.
- ▶ Since 2001, Brian Kelly has the third-most wins among all active Football Bowl Subdivision coaches, trailing only Oklahoma's Bob Stoops (150) and Ohio State's Urban Meyer (143):

Winningest Active NCAA FBS Coaches (By Victories, Since 2001)

Name, School	W	L	T	Pct.
1. Bob Stoops, Oklahoma	150	39	0	0.794
2. Urban Meyer, Ohio State	143	26	0	0.846
3. Brian Kelly, Notre Dame	140	44	0	0.761
4. Mark Richt, Georgia	137	48	0	0.741
5. Gary Patterson, TCU	133	45	0	0.747
6. Nick Saban, Alabama	132	29	0	0.820
7. Les Miles, LSU	131	50	0	0.724
Frank Beamer, Virginia Tech	131	55	0	0.701
9. Paul Johnson, Georgia Tech	117	67	0	0.636
10. Gary Pinkel, Missouri	114	66	0	0.633

► Since 2006, Brian Kelly has the seventh-most wins of any active NCAA Football Bowl Subdivision coach. Kelly has won 89 contests (89-30) over that span.

Winningest Active NCAA FBS Coaches (By Victories, Since 2006)

Name, School	W	L	T	Pct.
1. Chris Petersen, Washington	100	19	0	0.840
2. Bob Stoops, Oklahoma	95	28	0	0.772
Urban Meyer, Ohio State	95	15	0	0.864
4. Les Miles, LSU	92	27	0	0.773
5. Nick Saban, Alabama	92	17	0	0.844
6. Gary Patterson, TCU	90	27	0	0.769
7. Brian Kelly, Notre Dame	89	30	0	0.748
8. Bronco Mendenhall, BYU	85	33	0	0.720
Mark Richt, Georgia	85	35	0	0.708
Gary Pinkel, Missouri	85	33	0	0.720

► Brian Kelly ranks as the seventh-most successful active NCAA Football Bowl Subdivision coach in winning percentage since 2007.

Winningest Active NCAA FBS Coaches (By Win Percentage, Since 2007)

Name, School	W	L	T	Pct.
1. Urban Meyer, Ohio State	82	14	0	0.854
2. Nick Saban, Alabama	91	17	0	0.843
3. Chris Petersen, Washington	87	19	0	0.821
4. Bob Stoops, Oklahoma	84	25	0	0.771
5. Les Miles, LSU	81	25	0	0.764
6. Gary Patterson, TCU	79	25	0	0.760
7. Brian Kelly, Notre Dame	79	26	0	0.752
8. Gary Pinkel, Missouri	77	31	0	0.713
9. Mark Richt, Georgia	76	31	0	0.710
Mark D'Antonio, Michigan State	76	31	0	0.710

► Brian Kelly ranks third and eighth among active NCAA Football Bowl Subdivision coaches in both victories and winning percentage, respectively. Here is a look at the top 10 winningest active coaches in the FBS (min. six years as FBS head coach, record at four-year colleges only):

Winningest Active NCAA FBS Coaches (By Victories)

Name, School	Years	W	L	T	Pct.
1. Frank Beamer, Virginia Tech	34	272	140	4	0.661
2. Steve Spurrier, South Carolina	25	227	85	2	0.726
3. Brian Kelly, Notre Dame	25	217	77	2	0.736
4. Dennis Franchione, Texas State	30	210	127	2	0.622
5. Bill Snyder, Kansas State	23	188	94	1	0.666
6. Gary Pinkel, Missouri	24	186	103	3	0.643
7. Nick Saban, Alabama	19	178	59	1	0.750
8. Bob Stoops, Oklahoma	16	170	44	0	0.793
9. Paul Johnson, Georgia Tech	18	166	74	0	0.692
10. Jerry Kill, Minnesota	21	152	100	0	0.603

*Minimum five years as FBS head coach; record at four-year colleges only

Winningest Active NCAA FBS Coaches (By Win Percentage)

Name, School	Years	W	L	T	Pct.
1. Urban Meyer, Ohio State	13	143	26	0	0.846
2. Jimbo Fisher, Florida State	6	59	11	0	0.843
3. Chris Petersen, Washington	9	100	19	0	0.840
4. Bob Stoops, Oklahoma	16	170	44	0	0.793
5. Nick Saban, Alabama	19	178	59	1	0.750
6. Gary Patterson, TCU	15	133	45	0	0.747
7. Mark Richt, Georgia	14	137	48	0	0.741
8. Brian Kelly, Notre Dame	25	217	77	2	0.736
9. Steve Spurrier, South Carolina	25	227	85	2	0.726
10. Bobby Petrino, Louisville	11	92	35	0	0.724

*Minimum five years as FBS head coach; record at four-year colleges only

► Among college coaches with at least five years of service or 50 victories at a school that was classified as a major college at the time, Kelly was the 23rd to reach 200 career victories. Here is that list of coaches:

► Amongst the list, Kelly was the second-youngest and fifth-fastest to ever reach 200 career victories.

Rank	Coach	Age in Yrs.-Days	Rank	Coach	Career Game (Record at Time)
1.	Pop Warner	46-240	1.	Joe Paterno	246 (200-44-2)
2.	Brian Kelly	51-310	2.	Tom Osborne	249 (200-46-3)
3.	Jim Tressel	54-298	3.	Bo Schembechler	262 (200-55-7)
4.	Vince Dooley	56-84	4.	Woody Hayes	268 (200-60-8)
5.	Tom Osborne	56-224	5.	Brian Kelly	270 (200-68-2)

KELLY WINS IN CYBERSPACE, TOO

► Speaking to Notre Dame's deep and global fan base, head coach **Brian Kelly's** personal twitter feed, @CoachBrianKelly, is the seventh-most widely followed of any college football coach.

► Notre Dame's team account, @NDFootball, has the 10th-most followers nationally.

Coach (School)	Handle	Followers*
1. Jim Harbaugh (Michigan)	@CoachJim4UM	302,402
2. Urban Meyer (Ohio State)	@OSUCoachMeyer	300,822
3. Butch Jones (Tennessee)	@UTCoachJones	204,057
4. Mark Richt (Georgia)	@MarkRicht	184,563
5. Les Miles (LSU)	@LSUCoachMiles	173,712
6. Bret Bielema (Arkansas)	@BretBielema	136,027

7. Brian Kelly (Notre Dame) @CoachBrianKelly 132,954

* As of August 31, 2015

KELLY'S WINNING WAYS

► Eight active FBS coaches have guided their respective schools to an undefeated regular season since 2009. Only four of those eight coaches, including **Brian Kelly**, have done it on multiple occasions.

Brian Kelly

2012 – Notre Dame – 12-1 (Lost in BCS Championship Game)

2009 – Cincinnati – 12-0 (Did not coach bowl game)

Urban Meyer

2013 – Ohio State – 12-2 (Lost in Big Ten Championship Game and Orange Bowl)

2012 – Ohio State – 12-0

2009 – Florida – 13-1 (Lost in SEC Championship Game)

Jimbo Fisher

2014 – Florida State – 13-0 (Lost in College Football Playoff semifinal)

2013 – Florida State – 14-0

Gary Patterson

2010 – TCU – 13-0


2009 – TCU – 12-1 (Lost in Fiesta Bowl)

BRIAN KELLY'S OVERALL RECORD

Grand Valley State Totals (13 seasons)	118-35-2	.768
Central Michigan Totals (3 seasons)	19-16	.543
Cincinnati Totals (3 seasons)	34-6	.850
Notre Dame Totals (6 seasons)	46-20	.697
Overall Totals (25 seasons)	217-77-2	.736


2015 Opponents

 **TEXAS (9/5)** **0-1, 0-0 Big 12**
LAST WEEK: L, 3-38 at Notre Dame
THIS WEEK: vs. Rice (8 p.m.)
NEXT WEEK: vs. California

 **VIRGINIA (9/12)** **0-1, 0-0 ACC**
LAST WEEK: L, 16-34 at UCLA
THIS WEEK: vs. Notre Dame (3:30 p.m.)
NEXT WEEK: vs. William & Mary


 **GEORGIA TECH (9/19)** **1-0, 0-0 ACC**
LAST WEEK: W, 69-6 vs. Alcorn State
THIS WEEK: vs. Tulane (3:30 p.m.)
NEXT WEEK: at Notre Dame


 **MASSACHUSETTS (9/26)** **0-0, 0-0 MAC**
LAST WEEK: Bye
THIS WEEK: at Colorado (2 p.m.)
NEXT WEEK: vs. Temple

 **CLEMSON (10/3)** **1-0, 0-0 ACC**
LAST WEEK: W, 49-10 vs. Wofford
THIS WEEK: vs. Appalachian State (12:30 p.m.)
NEXT WEEK: at Louisville (Thurs.)


 **NAVY (10/10)** **1-0, 0-0 American**
LAST WEEK: W, 48-10 vs. Colgate
THIS WEEK: Bye
NEXT WEEK: vs. East Carolina


 **USC (10/17)** **1-0, 0-0 Pac-12**
LAST WEEK: W, 55-6 vs. Arkansas State
THIS WEEK: vs. Idaho (8 p.m.)
NEXT WEEK: vs. Stanford

 **TEMPLE (10/31)** **1-0, 0-0 American**
LAST WEEK: W, 27-10 vs. Penn State
THIS WEEK: at Cincinnati (8 p.m.)
NEXT WEEK: at Massachusetts

 **PITTSBURGH (11/7)** **1-0, 0-0 ACC**
LAST WEEK: W, 45-37 vs. Youngstown State
THIS WEEK: at Akron (6 p.m.)
NEXT WEEK: at Iowa

 **WAKE FOREST (11/14)** **1-0, 0-0 ACC**
LAST WEEK: W, 41-3 vs. Elon
THIS WEEK: at Syracuse (12:30 p.m.)
NEXT WEEK: at Army

 **BOSTON COLLEGE (11/21)** **1-0, 0-0 ACC**
LAST WEEK: W, 24-3 vs. Maine
THIS WEEK: vs. Howard (1 p.m.)
NEXT WEEK: vs. Florida State (Fri.)

 **STANFORD (11/28)** **0-1, 0-0 Pac-12**
LAST WEEK: L, 6-16 at Northwestern
THIS WEEK: vs. UCF (10:30 p.m.)
NEXT WEEK: at USC

* all times are Eastern

National Rankings

ASSOCIATED PRESS (Preseason)

Rk	School	Record	Pts
1.	Ohio State (61)	0-0	1525
2.	TCU	0-0	1428
3.	Alabama	0-0	1322
4.	Baylor	0-0	1263
5.	Michigan State	0-0	1256
6.	Auburn	0-0	1192
7.	Oregon	0-0	1156
8.	USC	0-0	1085
9.	Georgia	0-0	991
10.	Florida State	0-0	959
11.	NOTRE DAME	0-0	873
12.	Clemson	0-0	862
13.	UCLA	0-0	698
14.	LSU	0-0	675
15.	Arizona State	0-0	605
16.	Georgia Tech	0-0	588
17.	Ole Miss	0-0	563
18.	Arkansas	0-0	410
19.	Oklahoma	0-0	394
20.	Wisconsin	0-0	393
21.	Stanford	0-0	347
22.	Arizona	0-0	311
23.	Boise State	0-0	240
24.	Missouri	0-0	219
25.	Tennessee	0-0	114

Others Receiving Votes

Mississippi State 100, Texas A&M 61, Oklahoma State 46, Virginia Tech 42, Utah 36, Penn State 20, Louisville 12, Cincinnati 8, Nebraska 6, Kansas State 5, Florida 4, NC State 4, **Texas 3**, BYU 2, Northern Illinois 2, Michigan 2, California 1, Western Kentucky 1, West Virginia 1.

AMWAY COACHES (Preseason)

Rk	School	Record	Pts
1.	Ohio State (62)	0-0	1598
2.	TCU (1)	0-0	1487
3.	Alabama (10)	0-0	1452
4.	Baylor	0-0	1365
5.	Oregon	0-0	1260
6.	Michigan State	0-0	1230
7.	Auburn	0-0	1103
8.	Florida State	0-0	1057
9.	Georgia	0-0	1026
10.	USC	0-0	1014
11.	NOTRE DAME	0-0	883
12.	Clemson	0-0	838
13.	LSU	0-0	727
14.	UCLA	0-0	697
15.	Ole Miss	0-0	668
16.	Arizona State	0-0	577
17.	Georgia Tech	0-0	573
18.	Wisconsin	0-0	470
19.	Oklahoma	0-0	407
20.	Arkansas	0-0	377
21.	Stanford	0-0	365
22.	Arizona	0-0	299
23.	Missouri	0-0	229
24.	Boise State	0-0	190
25.	Tennessee	0-0	166

Others Receiving Votes

Mississippi State 164, Texas A&M 149, Oklahoma State 89, Virginia Tech 70, Utah 40, Kansas State 37, Nebraska 27, Louisville 27, Minnesota 25, Penn State 20, South Carolina 18, Miami (Fla.) 16, **Texas 8**, Illinois 7, Duke 6, Air Force 5, Louisiana Tech 5, Marshall 4, Utah State 4, West Virginia 3, NC State 3, BYU 3, North Carolina 2, Florida 2, Georgia Southern 2, UCF 1, Cincinnati 1, Kentucky 1, Maryland 1, Michigan 1, Washington 1.

2015 opponents in **bold**

SCHEDULE NOTES

► Notre Dame plays nine of its 12 regular-season games against schools from "Power 5" conferences (the Atlantic Coast Conference, Big Ten Conference, Big 12 Conference, Pacific-12 Conference and Southeastern Conference). No school plays more than 10 such games with most of the 22 who do residing in the Big 12 and Pac-12. Both of those leagues play nine conference games.

► The Irish open with three consecutive games against "Power 5" schools in Texas (Big 12), Virginia (ACC) and Georgia Tech (ACC) before facing Massachusetts of the Mid-American Conference. Notre Dame is one of just three schools nationally to open with three straight "Power 5" teams, joining South Carolina and Texas-San Antonio. The Gamecocks begin their 2015 season with North Carolina, Kentucky and Georgia while UTSA opens with Arizona, Kansas State and Oklahoma State. Both South Carolina and UTSA, like Notre Dame, play a non-"Power 5" team in week four.

► Notre Dame is one of just three NCAA Football Bowl Subdivision programs to have not faced a non-FBS opponent since the current setup was established in 1978. The two other remaining schools that have yet to play a non-FBS opponent are USC and UCLA.

► Nine of Notre Dame's 12 regular-season opponents in 2015 were bowl-eligible last year.

► Notre Dame will not play a team from the Big Ten during the regular season for the first time in a century. The last Irish schedule which did not include a Big Ten member is the team's 1916 slate. That 1916 schedule did include current Big Ten members Michigan State and Nebraska but neither was a member of the conference then. The familiar conference returns to the Irish slate in 2016 when Notre Dame plays host to Michigan State on Sept. 17.

► The Irish will face six ACC schools this year, the most teams from one league in a single season of Notre Dame football history. The Irish have previously faced five teams from the same conference on several occasions, most recently in 1992 when Notre Dame faced five Big Ten teams (Michigan, Michigan State, Northwestern, Penn State and Purdue). The Irish are set to face ACC foes Virginia (Sept. 12), Georgia Tech (Sept. 19), Clemson (Oct. 3), Pittsburgh (Nov. 7), Wake Forest (Nov. 14) and Boston College (Nov. 21).

► Not only will Notre Dame face six ACC teams in 2015, but the Irish will face the two which the media thinks will be the best - doing so in the first five weeks of the season. At the annual ACC Football Kickoff event in July in Pinehurst, North Carolina, a poll of 158 media members in attendance chose Clemson and Georgia Tech to win the league's Atlantic and Coastal divisions, respectively.

► It is believed that the 2015 schedule will mark the first time in school history where Notre Dame will not face a fellow independent. Navy, an independent fixture on the Notre Dame schedule since 1927, has joined the American Athletic Conference for this season. Notre Dame will bring an all-independent game back to its schedule on Nov. 12, 2016, when it faces Army at the Alamodome in San Antonio, Texas for the annual Shamrock Series contest. BYU joins Army and Notre Dame as the only independents in 2015. UMass is playing its final season in the Mid-American Conference this year and will join the independent ranks for 2016.

► Notre Dame faces just one opponent for the first time this fall, UMass. This year marks the seventh time in head coach **Brian Kelly's** six years at Notre Dame where the Irish have added a fresh face to the all-time opponents roll. Notre Dame faced both Tulsa and Utah for the first time in 2010, USF and Wake Forest debuted in 2011, Temple was added in 2013 while Notre Dame squared off with Louisville for the first time in 2014.

► Since the NCAA began ranking strength of schedule in 1977, the Irish have 12 top-four finishes in that category, including ranking first in 1978, 1985, 1987, 1989, 1995 and 2010; third in 1986, 1999, 2003; and fourth in 1979, 1990 and 2012 in the NCAA toughest schedule standings.

NOTRE DAME - VIRGINIA SERIES NOTES

- ▶ Notre Dame and Virginia have only met once before, with the Irish claiming a 36-13 victory on Aug. 31, 1989, at Giants Stadium in East Rutherford, New Jersey in Kickoff Classic VII.
- ▶ The game served as Notre Dame's season-opener following on the heels of its 11th consensus national championship season. Before the game, head coach **Lou Holtz** said that "we have a better chance to repeat as national champions than anyone else in the country. But our chances to win the national championship this year aren't any better than anyone else's." The 1989 Irish would go 12-1, losing at No. 7 Miami in the regular-season finale. The Irish upset No. 1 Colorado in the Orange Bowl but finished at No. 2 in the final AP Poll behind the Hurricanes. Notre Dame were crowned national champions by Berryman, Sagarin and others, giving the school one of its 11 unclaimed national titles.
- ▶ In that 1989 game against Virginia, current Irish defensive backs coach **Todd Lyght** had two interceptions and also broke up a pass. The Irish raced out to a 33-0 halftime lead and cruised to the win. **Tony Rice** completed seven of his 11 passes for 147 yards and a touchdown while running for 70 more yards and a TD. **Ricky Watters** led the Irish with 80 rushing yards and a TD. **Raghib "Rocket" Ismail** caught five passes for 121 yards.
- ▶ The game attracted a then-Giants Stadium collegiate record crowd of 77,323.
- ▶ As a part of Notre Dame's 12-year scheduling agreement with the ACC, the Cavaliers are slated to travel to Notre Dame Stadium in 2019 and 2024 while the Irish will return to Charlottesville in 2021.

NOTRE DAME - VIRGINIA CONNECTIONS

- ▶ The Irish boast two student-athletes from the commonwealth of Virginia, RB **C.J. Prosise** (Petersburg / Woodberry Forest) and DL **Doug Randolph** (Richmond / Woodberry Forest). LB **Greer Martini** also played at Woodberry Forest, although he is from Cary, North Carolina.
- ▶ Virginia does not have any student-athletes from Michiana.
- ▶ Notre Dame offensive coordinator and quarterbacks coach **Mike Sanford** was born in Lexington, Virginia where his father, also named **Mike Sanford**, served as an assistant coach at VMI from 1981-82.
- ▶ Three Virginia coaches have worked at Notre Dame. Associate head coach for defense **Jon Tenuta** served as Notre Dame's assistant head coach and linebackers coach in 2008, adding the title of defensive coordinator in 2009. Cavalier offensive line coach **Dave Borbely** served as Notre Dame's offensive line coach from 1998-2001. He is a native of Hammond, Indiana. Virginia defensive line coach **Jappy Oliver** coached the Irish defensive line from 2005-08. Oliver also served as defensive line coach at Grand Valley State in 1988 under Irish head coach **Brian Kelly**. He also served as assistant head coach at Buffalo from 2010-13 under Notre Dame offensive assistant **Jeff Quinn**, then head coach of the Bulls.
- ▶ Virginia assistant AD for media relations **Jim Daves** worked in Notre Dame's sports information office from 1986-92, including the lone previous meeting between Notre Dame and Virginia.
- ▶ In his career as a head basketball coach, Virginia director of athletics **Craig Littlepage** only faced the Irish once. His Rutgers team fell by a 75-62 score to Notre Dame on Feb. 16, 1988, in East Rutherford, New Jersey. Coming out of high school, Littlepage was recruited to Penn by future Notre Dame head coach **Digger Phelps**, then a Quakers assistant.
- ▶ Irish defensive line coach **Keith Gilmore** held the same role at Illinois in 2012 while Virginia running backs coach **Chris Beatty** was the Illini's co-offensive coordinator and quarterbacks coach.
- ▶ Both Virginia (1971-81) and Notre Dame (1981-87) were led by **Gene Corrigan** who served as director of athletics at each school. Gene is the father of current Notre Dame men's lacrosse head coach **Kevin Corrigan** who has guided the Irish to championship weekend in four of the last six years. Kevin is a Virginia graduate.
- ▶ A number of players from Notre Dame and Virginia either attended the same high school or hail from the same hometown.

Notre Dame	Hometown/High School	Virginia
Devin Butler, CB	Washington, District of Columbia	Cory Jones, OLB Albert Reid, TB
Devin Butler, CB	Gonzaga High School (in Washington, District of Columbia)	Nick Johns, QB
Sam Mustipher, OL	Our Lady of Good Counsel High School and Olney, Maryland	Vincent Croce, FB Myles Robinson, CB
Sam Mustipher, OL	Our Lady of Good Counsel High School (in Olney, Maryland)	Vincent Croce, FB Kirk Garner, CB Andre Levrone, WR Brendan Marshall, TE Myles Robinson, CB
Hunter Smith, H/LS	Raleigh, North Carolina	Andrew King, PK
Josh Adams, RB	Central Bucks South High School (in Warrington, Pennsylvania)	Matt Johns, QB
John Chereson, K	Cathedral Prep and Erie, Pennsylvania	James Trucilla, DT
Will Fuller, WR	Philadelphia, Pennsylvania	Gladimir Paul, OLB
Mike McGlinchey		Olamide Zaccheaus, TB
Greer Martini, LB	Woodberry Forest School (in Woodberry Forest, Virginia)	Lester Coleman, P
C.J. Prosise, RB		
Doug Randolph, DL		
Doug Randolph, DL	Richmond, Virginia	Maurice Canady, CB Malcolm Cook, OLB Doni Dowling, WR Jack English, OT Tim Harris, CB Andre Miles-Redmond, DT Eric Tetlow, C

2015 Notre Dame Honors/Awards

Sheldon Day, Sr., DL

Bednarik Award Watch List
Lombardi Award Watch List
Nagurski Award Watch List
Outland Trophy Watch List
Phil Steele Preseason Third Team All-American
Athlon Sports Preseason Fourth Team All-American

Steve Elmer, Jr., OL

Lombardi Award Watch List

Tarean Folston, Jr., RB

Doak Walker Award Watch List

Will Fuller, Sr., WR

Biletnikoff Award Watch List
Walter Camp Award Watch List
Athlon Sports Preseason Fourth Team All-American

Jarron Jones, Sr., DL

Lombardi Award Watch List

Nick Martin, Gr., C

Lombardi Award Watch List
Outland Trophy Watch List
Rimington Trophy Watch List

Nyles Morgan, So., LB

Butkus Award Watch List

Max Redfield, Jr., S

Thorpe Award Watch List
Phil Steele Preseason First Team All-American

Corey Robinson, Jr., WR

Wuerffel Trophy Watch List
Allstate AFCA Good Works Team Nominee

KeiVarae Russell, Sr., CB

Bednarik Award Watch List
Nagurski Trophy Watch List
Athlon Sports Preseason Fourth Team All-American
Phil Steele Preseason Fourth Team All-American

Joe Schmidt, Sr., LB

Lombardi Award Watch List
Nagurski Trophy Watch List
Wuerffel Trophy Watch List

Jaylon Smith, So., LB

Bednarik Award Watch List
Butkus Award Watch List
Lombardi Award Watch List
Lott IMPACT Trophy Watch List
Nagurski Trophy Watch List
ESPN.com Preseason First Team All-American
Sports Illustrated Preseason First Team All-American
Phil Steele Preseason First Team All-American
Sporting News Preseason Second Team All-American
Athlon Sports Preseason Second Team All-American

Ronnie Stanley, Sr., OL

Lombardi Award Watch List
Outland Trophy Watch List
Sports Illustrated Preseason First Team All-American
Phil Steele Preseason First Team All-American
Sporting News Preseason First Team All-American
Athlon Sports Preseason Third Team All-American

Malik Zaire, Jr., QB

Maxwell Award Watch List
Walter Camp Award Watch List

Fighting Irish In The NFL (Updated Sept. 2)

AFC	NFC
Baltimore Ravens DE Kapron-Lewis Moore	Arizona Cardinals WR Michael Floyd RB Robert Hughes TE Troy Niklas
Cincinnati Bengals TE Tyler Eifert	Carolina Panthers LS J. J. Jansen
Cleveland Browns OL Eric Olsen	Chicago Bears QB Jimmy Clausen
Denver Broncos S David Bruton OT Ryan Harris	Dallas Cowboys OG Zack Martin
Houston Texans DT Louis Nix III	Detroit Lions C Braxton Cave WR TJ Jones RB Theo Riddick WR Golden Tate
Jacksonville Jaguars S Sergio Brown TE Ben Koyack OT Sam Young	Minnesota Vikings S Robert Blanton TE Kyle Rudolph S Harrison Smith C John Sullivan
New England Patriots WR DaVaris Daniels LB Darius Fleming RB Jonas Gray	New Orleans Saints C Mike Golic Jr.
New York Jets DB Darrin Walls	New York Giants CB Bennett Jackson
Oakland Raiders RB George Atkinson III DE Justin Tuck	San Francisco 49ers NT Ian Williams
Pittsburgh Steelers DE Stephon Tuitt	Tampa Bay Buccaneers K Kyle Brindza
San Diego Chargers C Trevor Robinson ILB Manti Te'o OG Chris Watt	
Tennessee Titans TE Anthony Fasano CB Cody Riggs	

NOTRE DAME'S NATIONAL FOOTPRINT SEES A NEW STEP

- Saturday's game will mark Notre Dame's first game played in the commonwealth of Virginia.
- Virginia will become the 36th state to play host to a Notre Dame football game. The Fighting Irish have also played internationally in Dublin, Ireland (1996 and 2012 vs. Navy) and Tokyo, Japan (1979 vs. Miami).
- Virginia will be the first new state to join the roll of Irish hosts since West Virginia. The Mountaineer State first welcomed Notre Dame on Oct. 21, 2000, when the Irish downed West Virginia in Morgantown, 42-28.
- Notre Dame has yet to play a game in: Alaska, Arkansas, Delaware, Idaho, Kentucky, Maine, Montana, Nevada, New Hampshire, New Mexico, North Dakota, Rhode Island, Vermont and Wyoming. Kentucky will become the 37th state to welcome Notre Dame when the Irish play at Louisville on Labor Day, Sept. 2, 2019.
- In 2015, Notre Dame will play in three of the four states which refer to themselves with the colonial term "commonwealths" as opposed to being "states." In addition to this week's game at Virginia, the Irish will play twice in the commonwealth of Pennsylvania (at Temple on Oct. 31 and at Pittsburgh on Nov. 7) and once in the commonwealth of Massachusetts (vs. Boston College at Fenway Park in Boston on Nov. 21). The Irish do not have a game this year in the commonwealth of Kentucky.

NOTRE DAME VS. THE ATLANTIC COAST CONFERENCE

- Notre Dame owns a .695 winning percentage (134-58-3) against teams that currently make up the Atlantic Coast Conference, with 69 of those 195 games coming against Pittsburgh – the most of any opponent.
- This week's meeting with Virginia is the first of six games for the Irish this season against Atlantic Coast Conference competition – the most times Notre Dame has ever opposed a single conference's teams in one season.
- The Irish went 2-2 against the ACC last year, defeating Syracuse (Sept. 27) and North Carolina (Oct. 11), but losing at No. 2 Florida State (Oct. 18) and against Louisville (Nov. 22).
- This is the second year of a 12-year scheduling agreement that will see the Irish play 10 ACC teams over each two-year period.
- Notre Dame's annual ACC opponents and sites through 2025 can be found on page 16.
- Since **Brian Kelly** took over as Notre Dame head coach in 2010, Notre Dame is 12-4 (.750) against current ACC competition with the lone blemishes being losses to Florida State in the 2011 Champs Sports Bowl, at Pittsburgh on Nov. 9, 2013, at Florida State on Oct. 18, 2014, and vs. Louisville on Nov. 22, 2014.
- The Irish own a .500-or-better all-time record against 10 of the 14 ACC schools. Notre Dame has never played Virginia Tech and owns losing records against only Florida State (2-6-0), Louisville (0-1-0) and North Carolina State (0-1-0).
- Notre Dame has played four different ACC schools at least 20 times, Pittsburgh (69 meetings), Georgia Tech (34), Miami, Fla. (25) and Boston College (22). Only the Big Ten can claim more such series with six.

Notre Dame vs. Atlantic Coast Conference

	Home				Away				Neutral				Overall			
	Won	Lost	Tied	Pct.	Won	Lost	Tied	Pct.	Won	Lost	Tied	Pct.	Won	Lost	Tied	Pct.
Boston College	7	5	0	.583	4	4	0	.500	2	0	0	1.000	13	9	0	.591
Clemson	0	1	0	.000	1	0	0	1.000	0	0	0	.000	1	1	0	.500
Duke	3	0	0	1.000	0	1	0	.000	0	0	0	.000	3	1	0	.750
Florida State	1	2	0	.333	1	1	0	.500	0	3	0	.000	2	6	0	.250
Georgia Tech	15	3	0	.833	12	2	1	.833	0	1	0	.000	27	6	1	.809
Louisville	0	1	0	.000	0	0	0	.000	0	0	0	.000	0	1	0	.000
Miami, Fla.	8	1	0	.889	6	6	1	.500	3	0	0	1.000	17	7	1	.700
North Carolina	12	0	0	1.000	4	2	0	.667	1	0	0	1.000	17	2	0	.895
North Carolina State	0	0	0	.000	0	0	0	.000	0	1	0	.000	0	1	0	.000
Pittsburgh	21	10	0	.677	26	11	1	.716	0	0	0	.000	47	21	1	.699
Syracuse	2	1	0	.667	1	1	0	.500	1	1	0	.500	4	3	0	.571
Virginia	0	0	0	.000	0	0	0	.000	1	0	0	1.000	1	0	0	1.000
Virginia Tech	0	0	0	.000	0	0	0	.000	0	0	0	.000	0	0	0	.000
Wake Forest	1	0	0	1.000	1	0	0	1.000	0	0	0	.000	2	0	0	1.000
TOTALS	70	24	0	.745	56	28	3	.661	8	6	0	.571	134	58	3	.695

ON THIS DATE

- Notre Dame is 2-2-1 all-time on Sept. 12, the lowest winning percentage of any date on which Irish are scheduled to play in 2015.
- The team's all-time Sept. 12 results follow:

Date	Site	ND Coach	W/L/T	Score	ND Rank	Opponent	Opp. Coach	Opp. Rank
9/12/81	Home	Gerry Faust	W	27-9	4	LSU	Jerry Stovall	NR
9/12/87	Away	Lou Holtz	W	26-7	16	Michigan	Bo Schembechler	9
9/12/92	Home	Lou Holtz	T	17-17	3	Michigan	Gary Moeller	6
9/12/98	Away	Bob Davie	L	23-45	10	Michigan State	Nick Saban	NR
9/12/09	Away	Charlie Weis	L	34-38	18	Michigan	Rich Rodriguez	NR

2015 NOTRE DAME FOOTBALL NOTES

7

NOTRE DAME IN SEPTEMBER

- ▶ Notre Dame is 138-58-4 (.700) all-time during the month of September.
- ▶ The Irish are 73-24-1 (.750) in September games at Notre Dame Stadium.
- ▶ Notre Dame is 84-24-2 (.773) in September games at home.
- ▶ The Irish are 65-34-3 (.652) in September games away from Notre Dame Stadium.
- ▶ Notre Dame is 48-32-2 (.598) in September in an opponent's home facility.
- ▶ The Irish are 17-2-1 (.875) in September neutral site games.
- ▶ Notre Dame is 13-7-0 (.650) in September under head coach **Brian Kelly** and have won 12 of its last 14 September games.

IRISH AT TOP OF WINNING PERCENTAGE LIST

- ▶ Notre Dame ranks as the winningest team in college football history based on its .7320 winning percentage over 127 seasons of football and an 883-310-42 record during that period. Michigan (915 wins) is the only team with more overall wins than Notre Dame.
- ▶ Here's the NCAA top 10 teams in terms of winning percentage and total victories:

Team	Years	W	L	T	Pct.
1. Notre Dame	127	883	310	42	.7320
2. Michigan	136	915	329	36	.7289
3. Boise State (1996)	48	409	155	2	.7244
4. Ohio State@	126	864	319	53	.7205
5. Oklahoma	121	851	317	53	.7187
6. Alabama#	121	851	325	43	.7158
7. Texas	123	881	347	33	.7117
8. USC#	123	806	328	54	.7012
9. Nebraska	126	874	362	41	.7006
10. Penn State	129	849	377	42	.6861

Indicates record adjusted by action of the NCAA Committee on Infractions.

@ Indicates record adjusted by action of institution.

Team	Wins
1. Michigan	915
2. Notre Dame	883
3. Texas	881
4. Nebraska	874
5. Ohio State@	864
6. Alabama#	851
7. Oklahoma	851
8. Penn State	849
9. Tennessee	812
10. USC#	806

Indicates record adjusted by action of the NCAA Committee on Infractions.

@ Indicates record adjusted by action of institution.

IRISH ON A PRETTY GOOD RUN

- ▶ Since opening the 2011 season with an 0-2 record, Notre Dame has won 38 of its last 51 games—good for a .745 winning percentage. The Irish tie for the 14th-best winning percentage in the nation since Sept. 17, 2011.
- ▶ Notre Dame boasts a 30-10 record in its 40 outings since the start of the 2012 season. There are only 14 Football Bowl Subdivision teams which can beat that lofty 30-win mark during the past three years and only 12 that eclipse Notre Dame's .750 winning percentage since 2012.
- ▶ The Irish are one of 11 teams in the nation with at least eight wins in each of the last five seasons (2010-14), joining Alabama, Boise State, Florida State, LSU, Nebraska, Northern Illinois, Oklahoma, Oregon, Stanford and Wisconsin.
- ▶ Notre Dame's run of winning eight games in each of the past five seasons (2010-14) is its best clip since winning at least eight games for seven straight years from 1987-93.

NO TURNOVERS = VICTORIES

- ▶ Notre Dame is 17-0 under **Brian Kelly** when playing an entire game without committing a turnover.
- ▶ Notre Dame has won its last 17 games in which it failed to commit a turnover. The Irish have not lost a game with no turnovers since Oct. 17, 2009, when USC upended Notre Dame, 34-27.
- ▶ Notre Dame is 31-4 in its last 35 games in which it failed to commit a turnover.
- ▶ The Irish have did committed a turnover on Opening Day for the last three years. Notre Dame did not turn the ball over against either Temple (2013), Rice (2014) or Texas (2015). The Irish have played 219:02 worth of Opening Day football since its last turnover, a Parrish Gaines interception of **Everett Golson** in the second quarter of the 2012 season opener against Navy in Dublin, Ireland.

Notre Dame's Record When...

	Kelly Career	Kelly at ND	2015
At Home	117-29-1	24-8	1-0
On The Road	86-43-1	11-9	0-0
Neutral Site Games	14-5	11-3	0-0
In Overtime	6-4	2-2	0-0
Coming off a loss	46-24	12-8	0-0
Coming off a win	157-42-1	33-12	1-0
Coming off an open date	18-2	7-1	0-0
Vs. AP top 25	17-13	9-9	0-0
Both teams are AP-ranked	8-9	4-7	0-0
Neither team is ranked	48-24	16-8	0-0
Ranked higher	46-9	24-6	1-0
Opponent is ranked higher	8-10	5-6	0-0
Vs. In-state Opponents	75-22-2	5-0	0-0
In August	5-2	2-0	0-0
In September	65-30	13-7	1-0
In October	75-21-2	15-4	0-0
In November	61-20	13-7	0-0
In December	11-2	3-1	0-0
In January	0-2	0-1	0-0
On Television	76-28*	46-20	1-0
On NBC	29-8	29-8	1-0
On ABC	11-5	9-5	0-0
On ESPN	11-6	3-4	0-0
On ESPN2	8-2	1-0	0-0
On CBS	3-1	3-1	0-0
On FOX	0-2	0-2	0-0
CBS College Sports	1-0	1-0	0-0
Afternoon Games	144-54-2	26-10	0-0
Night Games	73-23	20-10	1-0
Decided By 3 or Less	41-15-2	8-4	0-0
Decided By 7 or Less	73-33-2	18-10	0-0
Scoring First	147-29	33-11	1-0
Opponent Scores First	68-48-2	13-9	0-0
Leading At Halftime	170-16	37-6	1-0
Tied At Halftime	14-3	3-1	0-0
Trailing At Halftime	31-58-2	6-13	0-0
Leading After 3 Qtrs.	180-12	35-4	1-0
Tied After 3 Qtrs.	12-4-1	4-3	0-0
Trailing After 3 Qtrs.	22-62-1	6-14	0-0
Scoring 40+ Points	78-2	10-1	0-0
Scoring 30-39 Points	60-8	14-4	1-0
Scoring 20-29 Points	57-30-1	15-8	0-0
Scoring 0-19 Points	22-37-1	7-7	0-0
Allowing 40+ Points	7-19	1-5	0-0
Allowing 30-39 Points	15-29	4-8	0-0
Allowing 20-29 Points	53-23-1	5-6	0-0
Allowing 0-19 Points	142-6-1	36-1	1-0
Outrushing Opponent	172-26-1	35-5	1-0
Getting Outrushed	42-49-1	11-15	0-0
Passing For More Yds	145-50-1	32-17	1-0
Passing For Fewer Yds	71-26-1	14-3	0-0
Outgaining Opponent	182-24-1	37-7	1-0
Getting Outgained	33-50-1	9-13	0-0
Winning Time of Poss.	117-26	28-4	1-0
Losing Time of Poss.	98-49-2	18-16	0-0
Scoring a Def./ST TD	65-8	6-4	0-0
Allowing a Def./ST TD	19-26	5-7	0-0
Fewer Penalty Yards	61-37-1	23-12	1-0
More Penalty Yards	147-37-1	22-7	0-0
Winning Turnover Battle	128-12	25-1	0-0
Losing Turnover Battle	53-44-1	12-16	0-0
Individual 100-yard rusher	94-23-1	11-6	0-0
Individual 100-yard receiver	83-27	13-10	1-0
Individual 200-yard passer	145-38-1	31-13	1-0
Opponent 100-yard rusher	40-39-1	8-11	0-0
Opponent 100-yard receiver	62-34	6-9	0-0
Opponent 200-yard passer	81-40-1	14-16	0-0

* excludes regular season games from GVSU era (unknown TV games).
Some records fail to include two contests; Nov. 16, 1991 vs. Valparaiso and Oct. 26, 1996 vs. Saginaw Valley State (detailed stats unavailable)

Starter Sheet

Offense	2015	Streak	Career
Stanley (RT/LT)	1	27	27
Martin (C/LG)	1	14	25
Brown (WR)	1	10	19
Elmer (RG/RT)	1	15	18
Fuller (WR)	1	14	16
Folston (RB)	1	8	13
Carlisle (WR/RB)	-	-	10
Prosise (WR)	-	-	9
Robinson (WR)	-	-	5
Onwualu (WR)	-	-	4
McGlinchey (RT)	1	2	2
Zaire (QB)	1	2	2
Hunter Jr. (WR)	1	1	1
Nelson (LG)	1	1	1
Smythe (TE)	1	1	1
Luatua (TE)	-	-	1

Defense	2015	Streak	Career
Russell (CB)	1	1	27
J. Smith (LB)	1	27	27
Farley (S/OLB)	-	-	23
Day (DL)	1	2	20
Shumate (S)	1	3	15
Okwara (DL)	1	6	14
Rochell (DL)	1	14	14
Luke (CB)	1	14	14
Redfield (S)	1	3	13
J. Jones (DL)	-	-	12
Schmidt (LB)	1	1	9
Onwaulu (LB)	1	5	9
Morgan (LB)	-	-	4
Grace (LB)	-	-	3
Tranquill (S)	-	-	3
Martini (LB)	-	-	2
Butler (CB)	-	-	2
Cage (DL)	1	1	1
Trumbetti (DL)	-	-	1
Matuska (DL)	-	-	1

Longest Active Streaks

J. Smith (LB)	27
Stanley (RT)	27
Elmer (RG/RT)	15

Most Career Starts

Russell (CB)	27
J. Smith (LB)	27
Stanley (RT)	26

RIGHT DOWN TO THE WIRE

- ▶ Notre Dame has become accustomed to thrilling finishes. The Irish have been involved in 39 games decided by seven points or less since the start of the 2009 campaign. In fact, 20 of the last 30 losses for the Irish have been decided by a touchdown or less, including nine by a field goal or less.
- ▶ Notre Dame has played in 61 all-time games where the winning points have occurred in overtime or the game's final minute of regulation. Curiously, 15 have come since the 2008 season, including Notre Dame's 31-28 victory over No. 22 LSU in the 2014 Music City Bowl - a game decided on a 32-yard field goal by **Kyle Brindza** as time expired.
- ▶ Notre Dame has played 29 games decided by a touchdown or less since the arrival of Brian Kelly. The Irish went 2-5 in the first seven such games under Kelly, but have since gone 16-6.
- ▶ Under **Brian Kelly**, Notre Dame is 12-9 (.571) in games decided by four points or less. When the halftime score differential is four points or less, the Irish are 12-3 under Kelly.
- ▶ When trailing after three quarters, Kelly and the Irish own a 7-13 mark, a winning percentage of .350 that ranked eighth among all FBS schools since 2010 entering the 2015 season.

IRISH MAKE REFEREE'S WORK EASY

- ▶ Notre Dame was good about keeping things quiet for officiating crews in 2014 as they had to throw precious few flags.
- ▶ The disciplined Irish ranked 13th nationally for fewest penalty yards (487), 12th for fewest penalty yards per game (37.5) and 16th for fewest penalties (58).
- ▶ Conversely, Notre Dame's opponents yielded 696 penalty yards last fall, generating a difference of 209 yards (16.1 yards per game) of field position gained by the Irish.
- ▶ The Irish were flagged for fewer penalty yards in nine of its 13 games last fall.
- ▶ Curiously, Notre Dame has done better under Brian Kelly when committing more penalties than its opponents. When the Irish have fewer penalty yards, the team is 23-12 (.657) since 2010, but Notre Dame stands at 22-7 (.759) under Kelly when opponents have fewer penalty yards and 1-1 when penalty yards are tied.

ALMOST PERFECT BALANCE

- ▶ Once again in 2014, the Irish were almost exactly balanced on play calls. Notre Dame has had 463 passing plays and 484 rushing plays, a mere 51.1 percent lead towards runs.
- ▶ In 2013, Notre Dame had 440 rushing attempts and 429 passing attempts, giving the Irish a balanced 50.6 percent run attack.
- ▶ Adjust the eight sacks that the NCAA considers rushing plays and the 2013 numbers would have been even closer as Notre Dame would have 432 rushing attempts and 437 passing plays, a 50.3 percent tilt towards passing.

WELCOME HOME!

- ▶ Three additions to the Notre Dame football coaching and support staffs this season also happen to be three former Irish greats who now aim to return their alma mater to glory, while a fourth coaching staff addition spent part of his childhood around the team.
- ▶ Arguably the best defensive back Notre Dame has produced, **Todd Lyght** was a two-time consensus All-American and a starter on the 1988 national championship team. The fifth overall pick in the 1991 NFL Draft by the St. Louis Rams, Lyght played in the league for 12 years. He earned All-Pro accolades and won a Super Bowl ring with the Rams in Super Bowl XXXIV.
- ▶ **Autry Denson** is the new running backs coach for the Irish. A three-year starter and two-time team Most Valuable Player, Denson starred for Notre Dame from 1995-98. He is the all-time leading rusher in school history with his 4,318 yards.
- ▶ Former Irish quarterback **Ron Powlus** has rejoined the Irish this year as the program's director of player development. Powlus is charged with helping the intellectual, social and spiritual development of the team's student-athletes. He is the program's primary point of contact with the student welfare and development and academic services for student-athletes in addition to holding a role coordinating community service projects.
- ▶ Another familiar addition to the staff is offensive coordinator and quarterbacks coach **Mike Sanford**. Sanford's father, also named Mike, served as Notre Dame's quarterbacks coach from 1996-98. The younger Sanford attended Penn High School in Mishawaka while his father helped mentor Irish passers, including Powlus.

GREAT FOR TELEVISION

- ▶ Notre Dame has appeared on national or regional television in 276 consecutive games entering the Virginia game.
- ▶ The Irish have made 394 appearances on network television -- more than any other school.

Career Starts By Position

—OFFENSE—										
WR	LT	LG	C	RG	RT	TE	WR	QB	WR	RB
Brown (19)	Stanley (14)	Martin (10)	Martin (15)	Elmer (15)	Stanley (13)	Smythe (1)	Prosise (9)	Zaire (2)	Fuller (16)	Folston (13)
		Nelson (1)			Elmer (3)	Luatua (1)	Carlisle (6)		Robinson (5)	Carlisle (4)
					McGlinchey (2)		Hunter Jr. (1)		Onwualu (4)	
—DEFENSE—										
DL	DL	DL	DL	LB	LB	CB	S	S	S	CB
Okwara (14)	J. Jones (12)	Day (19)	Rochell (14)	Schmidt (9)	J. Smith (27)	Onwualu (9)	Russell (27)	Shumate (15)	Farley (18)	Luke (14)
	Cage (1)	Matuska (1)		Morgan (4)		*Farley (5)	Butler (2)	Tranquill (3)	Redfield (13)	
	Trumbetti (1)			Martini (2)		Grace (3)				

* indicates Irish 4-2-5 alignment

FIVE CAPTAINS NAMED FOR 2015 SEASON

- On August 27, Notre Dame head coach **Brian Kelly** announced five captains for the 2015 team, senior defensive lineman **Sheldon Day**, graduate cornerback **Matthias Farley**, graduate center **Nick Martin**, graduate linebacker **Joe Schmidt** and junior linebacker **Jaylon Smith**.
- The five-player captain contingent is the largest season-long collection of captains for the Irish since 2007, when **Tom Zbikowski**, **Travis Thomas**, **John Carlson**, **John Sullivan** and **Maurice Crum Jr.** served as team captains.
- Day and Martin are the 20th and 21st different two-time captains in program history after previously serving in the role in 2014, with Smith joining the duo to represent three Indiana natives among the 2015 captains.
- Martin's brother and current Dallas Cowboys offensive lineman, **Zack Martin**, was also a two-time Notre Dame captain in 2012-13. The Martins become the first pair of brothers to serve as team captains for the Notre Dame football team over multiple seasons, and are only the second brother combination in program history to be named captain along with **Bob Golic** (1978) and **Mike Golic Sr.** (1984).
- Three of the captains, Day (Indianapolis), Martin (Indianapolis) and Smith (Fort Wayne) are from Indiana.

TEN FRESHMEN DEBUT

- Notre Dame played 10 freshmen on Opening Day in its 38-3 win over Texas. That list includes RB **Josh Adams**, CB **Nick Coleman**, LB **Te'von Coney**, DB **Nicco Fertitta**, TE **Alizé Jones**, WR **Equinameous St. Brown**, PR **C.J. Sanders**, DL **Jerry Tillery**, RB **Dexter Williams** and PK **Justin Yoon**.
- Adams made perhaps the most significant contribution after starting RB **Tarean Folston** was lost for the season due to a first quarter injury against the Longhorns. Adams ran the ball five times for 49 yards a two touchdowns. He became the first Irish freshman running back to score a touchdown on his first carry at Notre Dame Stadium since **Art Best** did so on a 56-yard run against Purdue in 1972. He became the first Notre Dame freshman runner with two TDs in a game since **Darius Walker** did so against Pittsburgh on Nov. 13, 2004.
- Yoon connected on all five of his extra-point attempts and also made a 38-yard field goal while missing from 45. He became the first freshman kicker to make a field goal for Notre Dame since **Nick Tausch** hit a pair on Oct. 31, 2009, against Washington State in the inaugural Shamrock Series game at the Alamodome in San Antonio, Texas.
- Tillery recorded a sack for a four-yard loss.

IRISH MARCH FULL FIELDS TO CORRAL LONGHORNS

- Notre Dame had two touchdown drives of at least 90 yards in its 38-3 win over Texas on Sept. 5.
- In the first quarter, the Irish marched 95 yards on nine plays to paydirt, capped by a 14-run TD rush by **Josh Adams**. In the third quarter, Notre Dame needed just five plays to go 90 yards, keyed by a 66-yard TD pass from **Malik Zaire** to **Will Fuller**.
- The last time the Irish had a pair of TD drives of at least 90 yards came during a 49-28 win at Purdue on Oct. 1, 2005. Both of those drives were capped by one-yard TD plunges by **Rashon Powers-Neal**.

GROUND GAME GETS A WORKOUT

- Notre Dame's may have racked up 313 passing yards against Texas on Sept. 5, but the Irish also ran the ball 52 times against the Longhorns for 214 yards. The Irish closed the 2014 season by running the ball 51 times in their Music City Bowl win over No. 22 LSU, giving the team 103 total rushing attempts over consecutive games.
- This combination of games marks the first time that the Irish have run the ball at least 50 times in consecutive games since 2005 when the Irish ran it 50 times at Purdue on Oct. 1 and then 52 times against USC on Oct. 15 after a bye week.
- The last time the Irish ran the ball more than 103 times in consecutive games came in 2001 when Notre Dame ran the ball 59 times at Boston College on Oct. 27 and then posted 45 running plays at home on Nov. 3 against Tennessee.

OFFENSIVE LINE PAVES THE WAY

- Notre Dame returns three starters from last year's offensive line. Left tackle **Ronnie Stanley** (27 career starts) center **Nick Martin** (25) and right guard **Steve Elmer** (18) have combined for 70 career starts. The Irish also return right tackle **Mike McGlinchey**, who made his first career start in the Music City Bowl victory over No. 22 LSU.
- Martin, Stanley and Elmer each started all 13 games in 2014, but only Stanley started every game of the season at the same position — left tackle. Martin started games at both center and left guard, while Elmer started games at both right tackle and right guard.
- With **Quenton Nelson** starting at left guard, Notre Dame's starting offensive line averages 6 feet 5.6 inches tall and 313.2 pounds.
- Stanley, a senior, has made 27 career starts. He started all 13 games at right tackle in 2013 and slid over to left tackle for 2014, replacing first-round NFL Draft pick **Zack Martin** of the Dallas Cowboys.
- Notre Dame's Offensive Lineman of the Year in 2014, Stanley recorded 16 knockdown blocks and yielded just one sack — the fewest of any Irish offensive lineman. Stanley faced some of the top defensive linemen in the country a year ago, including Michigan's Frank Clark, Arizona State's Marcus Hardison, Louisville's Sheldon Rankins and Lorenzo Mauldin, Stanford's Henry Anderson, USC's Leonard Williams and LSU's Daniel Hunter. That group of seven opposing players combined for 92.5 tackles for loss and 46 sacks during the 2014 season, but managed just six tackles for loss and two sacks in their outings against the Irish.
- On Aug. 30, 2014, against Rice, Stanley became the first Irish player other than Zack Martin to start at left tackle since **Matt Romine** on Oct. 16, 2010.
- Martin has made 25 career starts. He started each of the first 11 games in 2013 before to a knee injury suffered against BYU on Nov. 23, 2013, forced him to miss the Stanford game and Pinstripe Bowl contest with Rutgers. Martin returned to the starting lineup for the 2014 season opener against Rice at center. Against Syracuse (Sept. 27), Nick Martin started at left guard, his first career start at a position other than center, and remained there for the rest of the 2014 season.
- A two-time team captain, Martin earned a spot on the watch lists for the Lombardi Award, Outland Trophy and the Rimington Trophy.
- Elmer started four games at right guard in 2013 as a freshman. He began the 2014 campaign as the starter at right tackle but shifted back inside to right guard for the Syracuse game. Elmer has maintained that starting role to this day.

Notre Dame Football By The Numbers

- .732** - Notre Dame's all-time winning percentage, the highest in college football history.
- 2** - Notre Dame is one of two teams, college or professional, to have all of its games broadcast on national radio and is the only team to have all of its home games televised nationally (NBC).
- 6** - College Football Hall of Fame coaches - Jesse Harper, Lou Holtz, Knute Rockne, Frank Leahy, Ara Parseghian and Dan Devine.
- 7** - Heisman Trophy winners: Angelo Bertelli (1943), Johnny Lujack (1947), Leon Hart (1949), John Lattner (1953), Paul Hornung (1956), John Huarte (1964) and Tim Brown (1987).
- 8** - Notre Dame claimed the 2014 national championship for graduating its student-athletes in all sports — in the process posting the top NCAA Graduation Success Rate (GSR) figure (99) for its student-athletes for the eighth straight year.
- 11** - Consensus national championships - Since the Associated Press poll began in 1936, only Alabama (nine) has more AP titles than Notre Dame's eight (1943-46-47-49-66-73-77-88). The Irish also earned consensus national titles in 1924, 1929 and 1930 prior to the AP rankings.
- 12** - Unbeaten and untied seasons.
- 12** - Representatives in the Pro Football Hall of Fame.
- 22** - Seasons in which the team has been voted the national champion by at least one selector.
- 32** - Unanimous first-team All-Americans -- more than any other school.
- 34** - Bowl games in which the Irish have taken part.
- 41** - Irish players that have captured NFL Super Bowl titles.
- 44** - College Football Hall of Fame players.
- 65** - Notre Dame players selected in the first round of the NFL Draft.
- 97** - Consensus All-Americans -- more than any other school.
- 99** - Percent graduation rate among football players who enter on scholarship and remain at least four years.
- 107** - Out of 126 seasons in which Notre Dame has finished with a winning record.
- 127** - Seasons of college football (including 2015).
- 188** - Selections on All-America first teams.
- 243** - Consecutive sellouts at Notre Dame Stadium.
- 275** - Consecutive games televised nationally or regionally.
- 393** - Appearances by the Irish on network television -- more than any other school.
- 485** - Irish players drafted into the National Football League.

Irish Among 2015 National Leaders*

Category	Rank	Stat	National Leader	Stat
Rushing Offense	44	214.0	Oregon	485.0
Passing Offense	30	313.0	California	471.0
Passing Efficiency	6	239.97	Rutgers	313.55
Total Offense	32	527.0	Oregon	731.0
Scoring Offense	46	38.0	Ole Miss	76.0
Rushing Defense	27	60.0	Rutgers	-3.0
Passing Defense	13	103.0	Miami (Fla.)	26.0
Pass Efficiency Defense	14	72.40	West Virginia	-27.42
Total Defense	7	163.0	Syracuse	64.0
Scoring Defense	7	3.0	Six tied at	0.0
Net Punting	84	35.50	Washington State	52.00
Punt Returns	113	-0.33	Washington	46.50
Kickoff Returns	110	10.00	Kansas State & Colorado State	100.00
Turnover Margin	52	0.00	San Diego State & West Virginia	5.00
Sacks	14	4.00	Temple	10.00
Tackles For Loss	48	7.0	Colorado State	16.0
Sacks Allowed	26	1.00	25 tied at	0.00
Tackles For Loss Allowed	107	9.0	Four tied at	1.00

Completion Percentage

Malik Zaire	3rd	0.864	Malik Zaire	49th	19.00
-------------	-----	-------	-------------	------	-------

Completions Per Game

Passing Efficiency

Malik Zaire	3rd	250.9	Malik Zaire	17th	313
-------------	-----	-------	-------------	------	-----

Passing Yards

Passing Yards Per Game

Malik Zaire	17th	313.0	Malik Zaire	13th	16.47
-------------	------	-------	-------------	------	-------

Passing Yards Per Completion

Points Responsible For

Malik Zaire	18th	18	Malik Zaire	18th	18.0
-------------	------	----	-------------	------	------

Points Responsible For Per Game

Total Offense

Malik Zaire	22nd	329.0	Malik Zaire	4th	14.23
-------------	------	-------	-------------	-----	-------

Yards Per Pass Attempt

Receiving TDs

Will Fuller	4th	2	Will Fuller	11th	142
-------------	-----	---	-------------	------	-----

Receiving Yards

Receiving Yards Per Game

Will Fuller	11th	142.0	Will Fuller	25th	7.0
-------------	------	-------	-------------	------	-----

Receptions Per Game

Field Goals Per Game

Justin Yoon	43rd	1.00	Tyler Newsome	48th	41.3
-------------	------	------	---------------	------	------

Punting

Rushing Yards

C.J. Prosise	49th	98	C.J. Prosise	49th	98.0
--------------	------	----	--------------	------	------

Rushing Yards Per Game

Sacks

Sheldon Day	36th	1.00	Josh Adams	26th	12.0
Romeo Okwara	36th	1.00	Will Fuller	26th	12.0
Jaylon Smith	36th	1.00			
Jerry Tillery	36th	1.00			

Scoring

* Leaders do not include Monday night's Ohio State at Virginia Tech game

► McGlinchey emerged as the starter at right tackle after playing in 13 games last fall as **Christian Lombard's** top backup with one start.

► While Notre Dame's starting offensive linemen had 68 career starts entering the season, the second unit of **Hunter Bivin, Alex Bars, Sam Mustipher, Colin McGovern** and **Mark Harrell**, has no career starts among them.

► The unit helped pave the way for 527 yards of total offense against Texas in the season opener on Sept. 5, yielding just one sack.

TOUGH TO BEAT WHEN WINNING THE RUSHING BATTLE

► Since the start of the 2005 season, Notre Dame has won 54 of its past 59 games when recording more rushing yards than its opponent, including a 5-1 mark in 2014.

► Sixth-year head coach **Brian Kelly** has his own fairly remarkable run when his teams outrush their opponents. He is 172-26-1 in his career and 35-5 at Notre Dame when winning the rushing battle.

► The Irish were 5-2 in 2013 when outrushing their opponents a year after Notre Dame outrushed 10 of its 13 opponents in 2012 and went 9-1 in those games.

30 IS THE WAY TO CARRY THE DAY

► The number 30 had proven critical when predicting Notre Dame's overall success until recently.

► Notre Dame had a run of 26 consecutive games where it did not lose a game in which it had at least 30 rushing attempts snapped on Oct. 18, 2014, at No. 2 Florida State. The Irish ran the ball effectively against the Seminoles, gaining 157 yards on 35 carries (4.5 average) but lost a game for the first time when carrying the ball at least 30 times since an 18-14 defeat vs. Florida State in the 2011 Champs Sports Bowl in Orlando. However, the Irish remain 28-3 (.903) in its last 31 games when it has ran the ball at least 30 times.

► Conversely, Notre Dame has lost its last eight games when rushing the ball less than 30 times, dating back to a 59-33 win over Air Force on Oct. 8, 2011, when the Irish ran the ball 29 times for 266 yards.

► The Irish went 8-3 in 2014 when rushing the ball at least 30 times. Notre Dame carried the ball at least 30 times in each of its first 10 games along with its Music City Bowl win over No. 22 LSU.

DOUBLE CENTURY GROUND GAME

► Notre Dame is 34-3 since the start of the 2002 season when it gains 200 or more yards rushing.

► The Irish opened the 2015 season by rushing for 214 yards in its 38-3 win over Texas.

► Notre Dame capped its 2014 season in style with 263 rushing yards in a Music City Bowl win over No. 22 LSU. Only Auburn and Mississippi State (both 268) ran for more yards against the Tigers last year.

► The Irish ran for 281 yards against Rice on Aug. 30, 2014. That sum marked the team's best total since rushing for 376 yards against Miami on Oct. 6, 2012, in a Shamrock Series contest at Soldier Field.

► Notre Dame ran for at least 200 yards seven times in 2012, including six of the last nine contests.

► The Irish had not posted more 200+ yard rushing games in a single season since 1996 when Notre Dame registered nine games with at least 200 yards rushing.

IRISH HANG ONTO THE FOOTBALL

► Notre Dame's running backs have established an impressive resume for holding onto the football since the arrival of head coach **Brian Kelly**. The Irish trio of **Cam McDaniel, Tarean Folston** and **Greg Bryant** toted the rock 316 times in 2014 and only lost a fumble twice.

► Notre Dame running backs have lost 12 fumbles over 1,796 carries since 2010, an average of just one lost fumble for every 149.7 carries, or one every 5.4 games.

► Here is a look at the success Irish running backs have had in terms of ball security since the arrival of head coach **Brian Kelly**:

Year	Carries by RBs	Fumbles Lost
2010	325	2
2011	357	3
2012	378	3
2013	383	2
2014	316	2
2015	37	0
Total	1,796	12

NEW FACES ABOUND AT RUNNING BACK

► **Tarean Folston** started 10 of Notre Dame's 13 games a year ago and started the 2015 season opener against Texas, however the junior was lost for the season in the first quarter of that game, suffering a knee injury on this third carry. The Doak Walker Award watch list member proved to be dependable running the ball last fall and also proved to be a good pass target out of the backfield.

► He led Notre Dame in carries (175), rushing yards (889), rushing yards per game (68.4) in 2014, and ranked second on the team with six rushing TDs. Folston's 889 rushing yards were the most by an Irish sophomore since **Darius Walker** ran for 1,196 yards in 2006. Folston rushed for over 100 yards in four of Notre Dame's last seven games.

► Senior **C.J. Prosise** is next in line at running back after spending his Irish career prior to this year as a slot receiver. Prosise proved that he's a legitimate candidate for a starting role when he ran for 64 yards on 12 carries in the 2015 Blue-Gold game and displayed a rare combination of size (6-foot-0.5-inch, 220 pounds), power, elusiveness and speed.

► Prosise gained 98 yards rushing on 20 carries against Texas in his first action as a running back. He also caught a six-yard pass.

► Prosise played in all 13 games and started six times (Syracuse, Stanford, North Carolina, Florida State, Navy and Northwestern) at wide receiver a year ago. He not only led all Notre Dame receivers with an average of 17.8 yards per catch, but he also led the Irish in total special teams tackles (11), kickoff return tackles (eight) and punt return tackles (three). Prosise even added 126 yards rushing on 10 carries. He became the first Notre Dame player with at least 500 yards receiving and 100 yards rushing in the same season since Golden Tate's consensus All-America campaign in 2009.

► Showing his big play potential, Prosise recorded three of Notre Dame's five receptions of at least 50 yards, four of the team's 11 receptions of at least 40 yards and 10 receptions of at least 20 yards. He registered four plays (three receptions and one rush) of 50 yards or longer. This grouping includes a 78-yard TD reception on the second play from scrimmage against Navy (Nov. 1) and a 50-yard TD run in the Music City Bowl win over No. 22 LSU (Dec. 30).

► Two heralded freshmen could contribute at running back. **Josh Adams** and **Dexter Williams** will work into the playing rotation, especially with the loss of Folston.

► Adams ran the ball five times for 49 yards and a pair of TDs in the win over Texas. He became the first freshman Notre Dame running back since Darius Walker in 2004 to score two TDs in a single game.

► Williams ran the ball seven times for 24 yards against the Longhorns in his collegiate debut.

WIDE ARRAY OF WIDE RECEIVERS

► Notre Dame's wide receiving crop has some of its deepest talent of any positional group in a team which is deep in many places.

► Junior **Will Fuller** entered 2015 on the heels of the best sophomore receiving season in school history. His 15 TD receptions, 76 catches and 1,094 receiving yards a year ago were the most in school history by a sophomore and led the 2014 Irish in all three categories.

► Fuller is on preseason watch lists for both the Biletniikoff and Walter Camp awards.

► Fuller wasted no time in showing his big-play abilities in 2015, catching seven passes for 142 yards and a pair of touchdowns in the season-opener against Texas on Sept. 5.

► In 2014, Fuller ranked third in the FBS in TD catches, 21st in receiving yards, 23rd in receiving yards per game (84.2), tied for 24th in total TDs (15) and 34th in receptions per game (5.8). He had at least one touchdown catch in 11 of 13 games, and eight of his 15 TD catches went for at least 20 yards.

► Fuller, who already ranks tied for eighth in school history with 18 career TD grabs has eclipsed 100 yards receiving in five games, including three of the team's last five contests. He has had a catch of at least 30 yards in eight of Notre Dame's last 14 games, and registered three of Notre Dame's six receptions of at least 50 yards over that time. In 2014, Fuller became the fourth player in school history with a pair of TD receptions of 72 yards or longer (Nick Eddy in 1964, Tim Brown in 1986, and Golden Tate in 2009).

► Last year, Fuller recorded five of Notre Dame's 11 receptions of at least 40 yards, 19 receptions of at least 20 yards, 51 of his 76 receptions went for a first down or touchdown and 17 of his 19 third-down receptions went for a first down or touchdown.

► Senior **Chris Brown** (39 for 548, one TD in 2014) played in all 13 games last season and started every contest with the exception of Michigan and Syracuse. He ranked second on the Irish in receiving yards, second in receiving yards per game (42.2) and third in receptions. Brown registered four receptions of at least 30 yards, nine catches of at least 20 yards, 24 of his 39 receptions went for a first down or touchdown and eight of his nine third-down receptions went for a first down or touchdown.

► Junior **Corey Robinson** (40 for 539, five TDs in 2014) is another popular target at wide receiver.

► The high-flying son of basketball Hall of Famer David Robinson played in all 13 games in 2014 and started against both Michigan and Syracuse. Robinson ranked second on the Irish in receptions and TD catches, as well as third in receiving yards. He registered 10 receptions of at least 20 yards, 32 of his 40 receptions went for first downs or touchdowns and 10 of his 11 receptions on third down went for first downs or touchdowns.

► Robinson excelled in the classroom as well. He became the first sophomore at an NCAA Division I institution to earn first-team Academic All-America honors since 2008 and just the fourth sophomore to attain first-team status since 2002. Robinson is the first Irish player named a first-team Academic All-American since **Manti Te'o** and **Mike Golic Jr.** in 2012. He became the second Irish sophomore football player to earn first-team Academic All-America status, and the first since **Joe Heap** in 1952.

► The starting slot receiver position remains up for grabs as **Amir Carlisle** and **Torii Hunter Jr.** continue to vie for the top spot. Both played regularly against Texas on Sept. 5 in the 2015 season opener. Carlisle caught three passes for 55 yards while Hunter Jr. earned the start and snared a pair of passes for 31 yards.

► Carlisle, a former running back, started six games last season (Rice, Michigan, Purdue, No. 11 Arizona State, Louisville and USC) — his first year at the position. He recorded the third-most starts of any wide receiver on the team. Carlisle ranked sixth on the Irish in receiving yards, fifth in receiving yards per game (25.8) and sixth in receptions.

► Carlisle also serves as Notre Dame's primary kick returner. He registered 35 kickoff returns for 761 yards in 2014, including a season-best 47-yard return versus Purdue.

► Hunter (7 for 65, one TD in 2014) lost his freshman season in 2013 to lingering effects of a broken leg and then missed each of the first three games of 2014 due to a groin injury but is healthy entering 2015.

Notre Dame
Football Replay Affiliates

Regions/Markets	Station
New York (NY/NJ/PA/Conn)	SportsNet New York (SNY)
Chicago (IL/IN/IA/WI)	Comcast SportsNet Chicago
NC/PA/DC/MD/DE/VA/WV	CSN Mid-Atlantic
Houston/TX/LA/ARK/NM	ROOT Sports Southwest
New England	CSN New England
California (Bay Area)	CSN Bay Area
Philadelphia	CSN Philadelphia
Philadelphia/Harrisburg/Pittsburgh	The Comcast Network
Oregon	CSN Northwest
LA/TX/GA/MS/VA/AR/FL	Cox Sports Television (NOLA)
Denver	KETD-TV 53.2 Digital OTA
Indianapolis	WHMB-TV 40
Las Vegas	KEEN-TV 17
New Orleans	WHNO-TV 20
Scranton/Wilkes-Barre	WQMY-TV MyTV
Tulsa	KWHB-TV 47
Wichita-Hutchinson	KGPT-TV 49 & KSML-TV 41
Honolulu	KWHE-TV 14
Toledo	WMNT-TV My58
Toledo	Buckeye SportsNetwork
Rochester, NY	WRWB-TV 16/TW SpNet
Huntsville	WYAM-TV 51
Madison, WI	CW57 Sports
Colorado Springs-Pueblo	KWHS-TV 51
South Bend-Elkhart	CW25
Evansville-Jasper	WJTS-TV 27
Binghamton	WBPN-TV My 8 (LP)
St. Croix, USVI	WCVI-TV 23
Middle East (25 countries)	METV
United States (National)	Family Entertainment TV

30 affiliates (144,534,480 homes)

Inside Notre Dame
Football Affiliates

Regions/Markets	Station
New York (NY/NJ/CT/PA)	SportsNet New York (SNY)
Chicago (IL/IN/IA/WI)	Comcast SportsNet Chicago
Florida	Sun Sports Network
DC/DE/MD/NC/PA/VA/WV	CSN Mid-Atlantic
IL/IN/MO/NE/KS/IA	FOX Sports Midwest
New England	CSN New England
Houston/TX/LA/ARK/NM	ROOT Sports Southwest
California (Bay Area)	CSN Bay Area
Philadelphia	CSN Philadelphia
Phil./Harris./Pitt.	TCN Philadelphia
Mich/NW Ohio/N Indiana	FOX Sports Detroit
Denver	KETD-TV 53.2 Digital OTA Broadcast
Cleveland & All Ohio	SportsTime Ohio (Indians)
Pittsburgh	Root Sports Pitt (PA, WV, NY, MD, OH)
LA/TX/AR/GA/MS/VA/FL	Cox Sports Television (New Orleans)
Oregon/Washington	CSN Northwest
Indianapolis	WHMB-TV 40
Las Vegas	KEEN-TV 17
Indy/Ft. Wayne/Lafayette	Xfinity Channel 81
Louisville	WKYT-TV 24 & WNDA Indiana 9
New Orleans	WHNO-TV 20
Wilkes Barre-Scranton	WQMY-TV/My TV
Tulsa	KWHB-TV 47
Wichita-Hutchinson	KGPT-TV 49
Honolulu	KWHE-TV 14
Toledo	WMNT-TV My58
Rochester, NY	WRWB-TV 16/Time Warner SportsNet
Huntsville	WYAM-TV 51
Madison, WI	CW57 Sports
Colorado Springs-Pueblo	KWHS-TV 51
South Bend-Elkhart	WNDU-TV 16
Evansville-Jasper	WJTS-TV 27
Binghamton	WBPN-TV My8 (LP)
Clarksburg/Mannington, WV	TKML Broadcasting
St. Croix, USVI	WCVI-TV 23
Middle East (25 countries)	METV
United States (National)	Family Entertainment TV
Worldwide	On Demand from Xfinity
Worldwide	UND.com

39 affiliates (163,833,030 homes)

- Four freshmen have battled hard during preseason camp for places in the wide receiver rotation and could be rewarded. **Miles Boykin**, **Jalen Guyton**, **Equanimeous St. Brown** and **C.J. Sanders** all showed why they were such highly-rated recruits in August.
- St. Brown found a spot on the two-deep for Texas behind Fuller. He played in the game but did not make a catch. Sanders tried his hand at returning punts against the Longhorns in addition to lining up at wide receiver.

COMBINATION OF TIGHT ENDS GIVES IRISH OPTIONS

- Notre Dame has become "Tight End U" recently as each of the last six starting tight ends for the Irish have been NFL Draft picks, five of them being either first or second round NFL Draft picks, an esteemed roll that includes **Anthony Fasano** (2006 second round - Dallas), **John Carlson** (2008 second round - Seattle), **Kyle Rudolph** (2011 second round - Minnesota), **Tyler Eifert** (2013 first round - Cincinnati), **Troy Niklas** (2014 second round - Arizona) and **Ben Koyack** (2015 seventh round - Jacksonville).
- Head coach Brian Kelly can utilize a slew of options at this position which sees the Irish list a four-way "or" for the backup spot.
- Junior Durham Smythe holds the starting tight end role. Smythe also holds the only receptions among the Irish tight end unit, making a seven-yard grab at Arizona State on Nov. 8, 2014, and a six-yard grab on Sept. 5 against Texas.
- Listed behind Smythe are sophomore **Tyler Luatua**, sophomore **Nic Weishar**, graduate **Chase Hounshell** and freshman **Alizé Jones**. The four all have different strengths in terms of blocking, pass-catching and route running. Kelly stated during preseason camp that he'll likely use multiple tight-end sets to take full advantage of the versatility in this roster segment.
- Of the four, only Luatua had collegiate playing experience at tight end prior to 2015. The Californian saw action in 10 games in 2014, mainly on special teams and in two-tight end sets.
- Hounshell converted to tight end from defensive line during spring practice. He spent the first four years of his time at Notre Dame with that unit, appearing in 11 games while making six tackles.
- Weishar and Jones both made their collegiate debuts against Texas on Sept. 5 and appear ready to contribute after a strong pair of preseason camps.

MALIK'S MYSTIQUE

- Notre Dame junior Malik Zaire put forth one of the best Notre Dame Stadium starting debuts by a quarterback against Texas on Sept. 5. In his first home start, and second overall, Zaire completed 19 of 22 passes for 313 yards with three touchdowns. Zaire's .864 completion percentage ranks second in school history for a single game, eclipsed only by the .909 (10 of 11) mark posted by **Steve Beuerlein** against Colorado on Sept. 22, 1984.
- Against Texas Zaire was 13-for-14 for 273 yards on passes thrown at least 10 yards in the air
- Zaire's magnificent home debut is rivaled by perhaps only **Terry Hanratty** (16 of 24, 303 yards, three TDs) in a 26-14 victory over No. 8 Purdue in 1966 and **Tom Clements** going 17 of 24 for 287 yards and two TDs against Purdue in 1972.
- Zaire became just the fifth Notre Dame player to throw for over 300 yards in a season opener, joining Hanratty (1966 vs. Purdue), **Jarious Jackson** (1999 vs. Michigan), **Jimmy Clausen** (2009 vs. Nevada) and **Tommy Rees** (2013 vs. Temple).
- Zaire made his first career start count as he earned Most Valuable Player accolades for helping lead the Irish past No. 22 LSU in the 2014 Music City Bowl. Zaire ran the ball 22 times for 96 yards against the Tigers while also completing 12 of 15 passes for 96 yards and a touchdown. Zaire also threw a block downfield which helped spring **Tarean Folston** free for a second quarter TD.
- Zaire has been named to both the Maxwell Award and Walter Camp Award watch lists.
- Zaire was 21 of 35 for 266 yards, one TD, no interceptions in seven games last fall. He added 187 yards rushing on 33 carries, including a pair of TD runs. Zaire registered a 56-yard run in the season-opening victory over Rice (Aug. 30) — his first career snap in a Notre Dame uniform. He saw extensive playing time in the season-finale at USC (Nov. 29) in relief of **Everett Golson**. Zaire, who led the Irish on five drives against the Trojans, helped the Irish to a pair of touchdown drives. He completed nine of 20 passes for 170 yards, including a 49-yard pass play. Zaire also ran for 18 yards on six carries, including a long run of 14 yards and an 11-yard TD rush.
- Aside from Zaire, no Notre Dame player had thrown a collegiate pass before 2015. Sophomore **DeShone Kizer** holds down the backup role at quarterback. He serves as Notre Dame's holder on special teams and threw one incomplete pass against Texas on Sept. 5. Freshman **Brandon Wimbush** is also vying for that top backup position. **Montgomery VanGorder**, son of defensive coordinator **Brian VanGorder** will assume graduated senior **Charlie Fiessinger**'s role in relaying plays from the sideline to the field.

NO NEED TO GET ACQUAINTED ON DEFENSE

- The Irish are blessed with a wealth of both returning starters on defense in addition to a large number of players with experience in reserve roles.
- Notre Dame returns 10 of its 11 regular starters from 2014 with the lone exception, graduated CB **Cody Riggs**, being replaced in 2015 by **KeiVarae Russell** who started all 26 games in 2012-13 but missed the '14 campaign.
- The Irish used 20 starters on defense over the course of an injury-riddled season and 17 of them return this fall. The 2015 Irish have 19 defensive players with career starting experience with the inclusion of Russell and **Jarrett Grace** (injured in '14).
- Notre Dame's defense entered the 2015 season with a combined 203 career starts.
- The Irish return players who accounted for 89.6 percent of the team's '14 tackles, 92.5 percent of its tackles for loss and 100 percent of its sacks from last fall.

DEFENSE PRETTY STINGY ON THE SCOREBOARD

- Notre Dame's defense has allowed two offensive touchdowns or less in 35 of its last 57 games. The Irish have actually allowed one offensive TD or less in 24 of those outings, including 18 of the last 40 games.
- Notre Dame has allowed an average of 20.77 points/game over the last six seasons combined, which ranks as the 14th-best average over 2010-15 of any team in the Football Bowl Subdivision.

Best FBS Scoring Defense Since 2010

Team	2010-15
1. Alabama	13.10
2. LSU	17.23
3. Florida State	17.44
4. Stanford	18.34
5. Michigan State	18.35
6. Wisconsin	19.41
7. Florida	19.50
8. UCF	19.55
9. Louisville	19.61
10. Boise State	19.78
11. TCU	19.94
12. Virginia Tech	20.40
13. Ohio State	20.65
14. Notre Dame	20.77

THE 300 CLUB

- Notre Dame has allowed 300 yards of total offense or less in 20 of its last 46 games.
- Notre Dame has won 16 straight games when limiting its opponent to 300 yards of total offense or less. The Irish are 25-2 under Brian Kelly when their opponent fails to eclipse the 300-yard mark of total offense.
- Notre Dame has held 41 percent of its opponents (27) in the **Brian Kelly** era (66 games) to less than 300 yards of total offense.
- The Irish held Texas to just 163 yards of total offense on Sept. 5. It marked the best performance by the Notre Dame defense since holding Washington to 124 yards in Seattle on Oct. 25, 2008.

KEY TO IRISH DEFENSIVE SUCCESS IS STOPPING THE RUN

- Carrying the ball across the goal line has not been a regular occurrence for Irish opponents of late.
- The Irish kept Texas out of the end zone in the 2015 season opener and yielded just 21 rushing touchdowns in 2014, building upon a recent trend.
- Notre Dame's defense allowed four rushing TDs in 2012 (and the first did not come until the eighth game of the year). The Irish were the only team in the Football Bowl Subdivision that did not allow a rushing TD over its first seven games of the season. Notre Dame still led the FBS in fewest rushing TDs with four.
- Notre Dame allowed just 13 rushing TDs in 2013, which ranked 15th in the FBS.
- Since the start of the 2011 season, only three teams have allowed fewer rushing TDs than Notre Dame's 46.

Rank	Name	Rushing TDs Allowed (2011-14)
1.	Alabama	26
2.	TCU	42
3.	Michigan State	43
4.	Notre Dame	46
5.	Florida State	47
6.	Louisville	49
7.	Cincinnati	50
8.	Utah	51
9.	BYU	52
	Michigan	52
	LSU	52
	Stanford	52

► Notre Dame has given up 47 rushing touchdowns over its last 57 games (dating back to the Tulsa game in 2010). Even more amazing, only 28 of those rushing TDs have come from an opposing running back.

► Even crazier, 20 of the last 41 rushing TDs against the Irish have come from quarterbacks.

► Over the last 61 games, only 22 running backs have recorded a rushing TD against Notre Dame.

IRISH RANKED 15TH NATIONALLY IN INTERCEPTIONS

► Notre Dame's defense ranked among the best in the nation last year in interceptions. The Irish stood tied for 15th in the Football Bowl Subdivision with 16 interceptions in 2014.

► Nine different Notre Dame players intercepted a pass in 2014. **Cole Luke** and **Matthias Farley** shared the team lead with four.

► Notre Dame intercepted at least one pass in each of its first 11 games last year before failing to intercept a USC pass on Nov. 29. At that point, the Irish boasted an active streak of 14 consecutive games with an interception, last failing to pick off a pass on Nov. 9, 2013, at Pittsburgh.

► Notre Dame's streak of 14 consecutive games with an interception stood as the longest active run in the FBS entering the USC game.

► Notre Dame has not registered a longer streak of consecutive games with an interception since 2001-02 (20 games).

SHARING THE WEALTH ON SACKS

► When LB **Nyles Morgan** split a sack against No. 22 LSU in the Music City Bowl, it exemplified the diversity of pass pressure sources seen by Notre Dame's defense in 2014.

► With the addition of Morgan to the roll, 16 different Notre Dame players factored in a sack in 2014.

► The 16 players to record a sack stood as the most for the Irish since 1987 when Notre Dame also saw 16 different players sack an opposing quarterback.

► The 2015 season opener against Texas saw four Notre Dame defenders record a solo sack in **Sheldon Day**, **Romeo Okwara**, **Jaylon Smith** and **Jerry Tillery**.

DEFENSIVE LINE UNDERGOING FACELIFT

► The Irish return four starters on their defensive line but lost one of them for the season when tackle **Jarron Jones** suffered a season-ending knee injury during preseason camp.

► The unit's unequivocal leader is preseason All-American and two-time team captain **Sheldon Day**.

► An Indianapolis native, Day ranked second on the Irish in quarterback hurries (nine) last year and tied for second in tackles for loss. He also finished tied for first among all Notre Dame defensive linemen in tackles with 40.

► **Romeo Okwara** enters his second season as a defensive lineman after spending his first two years as an outside linebacker. He played in all 13 games and started 12 a year ago, leading Notre Dame in sacks.

► Another returning starter on the defensive line, **Isaac Rochell** has the ability to play both inside, as evidenced by his performance in the Music City Bowl victory over No. 22 LSU, as well as on the edge.

► Rochell was one of three Irish defensive players who started all 13 games in 2014. He ranked tied for third among all defensive linemen in tackles, tied for second on the team in tackles for loss and fourth on the Irish with two and a half sacks. Rochell added a team-best 10 quarterback hurries.

► Jones played and started on the defensive line in each of the first 11 games last year before suffering a foot injury. He tied Day for the most tackles by an Irish defensive lineman with 40 and tied for second on the team with seven and a half tackles for loss.

► Replacing Jones' reps will be a combination of sophomore **Daniel Cage** and early-enrollee **Jerry Tillery**. Cage played in 11 games a year ago, making four tackles. He earned the start on Opening Day against Texas and made three tackles. A high school All-American, Tillery stands 6 foot 6.5 inches tall at 305 pounds. Tillery's emergence this spring caught the eye of many around the Irish program. Initially recruited by Notre Dame as an offensive lineman, Tillery displayed an impressive combination of power, strength and footwork that will lead to immediate playing time this fall. He made his collegiate debut against Texas and recorded a sack.

► Sophomores **Jonathan Bonner**, **Jay Hayes** and **Andrew Trumbetti** are the top reserves as the 2015 season begins. Trumbetti saw the most playing time of that trio as a freshman, appearing in 12 games with a start in the Music City Bowl against No. 22 LSU. Trumbetti made 21 tackles on the year, 5.5 of them for a loss. Hayes played in the final three games of '14 as injuries decimated the front lines of the unit. Bonner did not play as a freshman last fall.

► Adding yet another level of experienced depth to the defensive line is junior **Jacob Matuska**, who played in seven games last year with a start at USC (Nov. 29), and sophomore **Grant Blankenship** who saw action in 11 games as a freshman.

LINEBACKERS THE BACKBONE OF ELITE DEFENSE

► Notre Dame could have the best linebacking unit of any school in the country, one led by preseason first-team All-American **Jaylon Smith**.

► Smith, a 2014 Associated Press second team All-America selection and Butkus Award finalist, started all 13 games last year and led the Irish in total tackles, solo tackles (65), assisted tackles (47) and tackles for loss. Smith ranked tied for second on the team with three and a half sacks.

► Smith made athletic plays all over the field against Texas on Sept. 5, leading the Irish with seven tackles, including an eight-yard sack. Smith also contributed a pass pressure.

► Smith reached the double-digit tackle plateau on four separate occasions in 2014, including each of the last three games of the regular season. The last Irish player with 10 or more tackles in three straight games was **Manti Te'o** in 2012 (had 10+ tackles in four straight games). Smith was the first Notre Dame player to record 100 tackles in a season since Te'o had 113 in 2012, and was the first Irish sophomore to record 100 tackles in a season since Te'o had 133 in 2010.

► Dubbed by Smith as the **Joe Montana** of Notre Dame's defense, a complex pro-style scheme under the direction of defensive coordinator **Brian VanGorder**, graduate **Joe Schmidt** returned to the lineup in 2015.

► A former walk-on who is now a team captain, Schmidt was one of college football's great stories last season before an injury against Navy (Nov. 1) sidelined him for the remainder of the year. Schmidt was voted Most Valuable Player by his teammates despite missing the season's final five games. The graduate started each of the first eight games of the year and led the Irish in tackles and solo tackles (42) to that point.

► With Schmidt in the lineup on a full-time basis last year (the first seven games), Notre Dame allowed 19.1 points per game, 102.7 rushing yards per game and 345.6 total yards per game. Without him over the final five games of the year, the Irish allowed 42.1 points per game, 234.0 rushing yards per game and 476.2 total yards per game.

► Another interesting story is the third starting linebacker, converted wide receiver **James Onwualu**. While Onwualu's story failed to garner nearly as much attention as Schmidt's, he developed into a reliable option in just his first season at the position.

► Onwualu played in all 13 games in 2014 and started eight contests. He recorded career bests in both tackles (seven) and tackles for loss (2.0) in the victory over Navy.

► Slated to play behind Onwualu, sophomore **Greer Martini** saw action in all 13 games in 2014 and started against both Navy and USC. In his first career start, Martini collected a career-best and team-high nine tackles, including six solo stops, in the victory over the Midshipmen.

► A Football Writers Association of America (FWAA) and Sporting News Freshman All-American in 2014, **Nyles Morgan** played in 12 games as a rookie and started each of the last four games of the season after Schmidt's injury. His 47 stops were tied for the eighth-most in single-season school history by a freshman.

► Morgan became the fifth Irish player to earn a spot on the FWAA Freshman All-America Team since the inception of the squad in 2001. Morgan collected 39 tackles over Notre Dame's final five games of the year, including three straight outings with at least 10 stops to end the regular season.

► The most interesting, and potentially most beneficial, news surrounding the Music City Bowl wasn't solely Notre Dame's victory over No. 22 LSU. It was the significant progress gained by **Jarrett Grace**, who returned to the practice field in December.

► A graduate student, Grace spent his first couple seasons with the Irish behind Te'o. He played significant snaps over the first three games of the 2013 campaign and eventually ascended into a starting role by week four. He had registered 41 tackles, but suffered four separate fractures in his right leg on Oct. 5, 2013, against Arizona State.

2015 Notre Dame Football Media Information

Interview requests and media access for the 2015 Notre Dame football team are administered by lead football contact Michael Bertsch and assistant football contact Leigh Torbin.

CONTACT INFORMATION

Michael Bertschmbertsch1@nd.edu

Office: (574) 631-8642

Cell: (574) 532-4154

Twitter: @NDSidBertschy

Leigh Torbinltorbin@nd.edu

Office: (574) 631-9471

Cell: (407) 325-5703

Twitter: @LTorbin

BRIAN KELLY AVAILABILITY

During game weeks, Irish head coach Brian Kelly will be available for a Tuesday teleconference, a Sunday conference call and an in-person media briefing after practice Thursday. Media looking for the teleconference and conference call numbers should contact Michael Bertsch.

TUESDAY - Noon-12:45 p.m. EDT

- Isban Auditorium at Guglielmino Athletics Complex
- This teleconference will function as a look ahead at the upcoming weekend's opponent and other football-related issues.

► Coordinates: Galaxy 19 C; Transponder: 5 Slot # 1, 6MHz; Symbol Rate: 3.9787; Data Rate: 5.500; FEC: 3/4; Downlink: 3785 — Vertical (Available from 11:45-12:45 p.m. ET)

WEDNESDAY - 10:20 a.m. EDT

► Atlantic Coast Conference weekly football teleconference weeks when Notre Dame is playing an ACC opponent (Sept. 9, 16 and 30, Nov. 4, 11 and 18)

THURSDAY - 6 p.m. EDT

- Post-practice at Isban Auditorium

SUNDAY - 2-2:30 p.m. EDT

- This conference call will function as a look back at the previous Saturday's game.

For accredited members of the media who want to attend the weekly teleconference, contact Michael Bertsch or Leigh Torbin for more information. The Guglielmino Athletics Complex is located on the east side of campus, behind the Joyce Center and the Rolfs Recreation Center and just north of LaBar Practice Complex.

The Guglielmino Athletics Complex auditorium can be accessed through the main entrance, which is located on the west side of the building (facing the main campus).

The Tuesday teleconference will be streamed live (audio and video) and archived for future use on UND.com each week. A full printed transcript will be posted as well on the website.

PLAYER INTERVIEWS

All interviews with Notre Dame players will take place on Wednesdays. Captains (minus Jaylon Smith due to a class) will be available at roughly 12:30 p.m. EDT in the Isban Auditorium inside the Guglielmino Athletics Complex. Additional players will be available there after practice at 7 p.m. EDT

All requests must be submitted to Michael Bertsch by 5 p.m. EDT Sunday.

Notre Dame Football Coaching Staff Game Day Locations

Name	Position	Game Day
Brian Kelly	Head Coach	Sideline
Mike Denbrock	Associate Head Coach/Wide Receivers	Sideline
Brian VanGorder	Defensive Coordinator	Sideline
Mike Sanford	Offensive Coordinator/Quarterbacks	Press Box
Mile Elston	Linebackers/Recruiting Coordinator	Press Box
Scott Booker	Tight Ends/Special Teams Coordinator	Sideline
Autry Denson	Running Backs	Sideline
Keith Gilmore	Defensive Line	Press Box
Harry Hiestand	Offensive Line	Sideline
Todd Lyght	Defensive Backs	Sideline

► Grace underwent two different surgeries and missed the rest of the '13 season as well as the entire 2014 campaign. He made drastic strides forward during Notre Dame's spring practice is finally able to contribute on the field. Grace made one tackle in the win over Texas on Opening Day, seeing time both at linebacker and on special teams.

► The Irish also got a boost of energy and athleticism at the position with the addition of early-enrollee freshman **Te'von Coney**. Coney battled his way through a tough field to earn a spot on the Texas two-deep backing up Smith. He made two tackles against the Longhorns in his collegiate debut.

CORNERING THE OPPOSITION

► The only defensive position group to lose a starter from 2014 with the graduation of **Cody Riggs**, the cornerback unit actually got stronger with the return of preseason All-American **KeiVarae Russell**.

► Russell (109 tackles, 3.5 tackles for loss, 0.5 sack, three interceptions, one fumble recovery, 10 pass breakups over his career) started all 26 games for the Irish over the 2012 and 2013 seasons. In '12, Russell earned Freshman All-America honors from FWAA, CBS Sports.com, Sporting News and Scout.com. He was not enrolled at the University in 2014.

► Russell made three tackles and shared on a tackle for loss in his return to the Irish lineup against Texas on Sept. 5.

► The opposite corner post is manned by junior **Cole Luke**. Luke started all 13 games last season, and ranked sixth on the Irish in tackles and solo stops (33). He either led the team or tied for the team lead in interceptions, pass breakups and passes defended. Luke's 11 PBUs were the most in a single season by a Notre Dame player since **Raeshon McNeil** in 2008. In fact, an Irish player has not registered more than 11 PBUs since **Dave Wayer** had 12 in 1978.

► Luke, who ranked tied for 20th in the FBS with 15 passes defended in 2014, was one of 11 players in the country with at least 11 PBUs and four interceptions. Luke turned in his best career performance in the victory over No. 14 Stanford (Oct. 4). Luke picked off two passes, the first two of his career, added a sack, forced fumble, pass breakup and four tackles.

► An experienced veteran in junior **Devin Butler** (23 tackles, one interception, one forced fumble, four pass breakups in 2014) provides incredible depth and flexibility for Notre Dame's defensive scheme as a whole.

► A pair of talented freshmen turned heads during preseason camp. **Nick Coleman** earned a place on the two-deep behind Luke. He made two tackles against Texas in his collegiate debut. **Shaun Crawford** was progressing towards a regular role in 2015 but was lost for the season to an injury suffered midway through preseason camp.

SAFETY IN NUMBERS

► Much like all of Notre Dame's defensive units, the safety position features a glut of talented players waiting to help the team led by starters **Max Redfield** and **Elijah Shumate**.

► Redfield started 11 of 13 games a year ago. He finished second on the team, and first among defensive backs, in tackles. Redfield registered six tackles and his first career interception in the 31-0 shutout of Michigan. Redfield posted double-digit tackle games against North Carolina (10), No. 11 Arizona State (10) and No. 22 LSU (career-high 14).

► Shumate also started 11 contests in 2014. He moved into a starting role following the injury to **Austin Collinsworth** two days prior to the season-opening victory over Rice. Shumate led the Irish with a then career-best 10 tackles, an interception, a pass breakup and a quarterback hurry in the 31-0 romp against Michigan (Sept. 6). He collected a career-best 13 tackles, including nine solo stops, at USC (Nov. 29).

► One of the team's most versatile talents, graduate **Matthias Farley** (53 tackles, 6.5 tackles for loss, 3.5 sacks, four interceptions, one pass breakup in 2014) helps solidify the safety position while also maintaining the ability to play cornerback or nickelback.

► Farley's contributions over his career have been vastly under-appreciated. He has played in all 40 games and started 23 over the last three-plus seasons. Only Smith has started more games for Notre Dame on the defensive side of the ball.

► Farley started 11 games at safety as a sophomore in 2012 on an Irish defense that helped Notre Dame reach the Bowl Championship Series National Championship Game. He started eight games at safety in 2013 and four contests at nickel in 2014 while also playing a role on most of Notre Dame's special teams units.

► In 2014, Farley tied for the team lead in interceptions, ranked second in sacks, fifth in TFLs and fifth in tackles. He was one of only four players in the FBS — and just two defensive backs — with at least four interceptions and three and a half sacks.

► Sophomore **Drue Tranquill** (33 tackles, 1.0 tackle for loss, 0.5 sack, one interception, one fumble recovery, one blocked punt in 2014), who missed the spring recovering from a torn ACL suffered against Louisville (Nov. 22), played in 11 regular-season games and started three (Navy, Northwestern and Louisville). He was one of four true freshmen (Martini, Morgan and Trumbetti) to start on defense.

► The Irish gained some veteran experience at safety over the offseason with the addition of graduate **Avery Sebastian** following his graduation from California. Sebastian played in 32 career games for the Golden Bears and made six starts at safety. He recorded 96 career tackles, including 51 solo stops, three passes defended, two interceptions, two tackles for loss and one forced fumble. Unfortunately, Sebastian was injured in the season-opener against Texas and will miss about half of the season.

► Sebastian led Cal in tackles three times over his career, including a career-best 14 stops against Arizona State as a sophomore in 2012. He registered 10 tackles and an interception in the first half alone of the 2013 season opener versus Northwestern before an injury sidelined him the rest of the '13 campaign. Sebastian had 10 stops and a tackle for loss in a '12 meeting at Utah.

SOME NEW FACES ON SPECIAL TEAMS

► The Irish have a new kicker and punter in 2015 after graduating two-year starter at both positions, **Kyle Brindza**.

► Freshman **Justin Yoon** handles the field goal and extra point chores. Yoon grew up in Nashville, Tennessee but attended Milton Academy in Milton, Massachusetts where he would become the top kicking prospect in the nation as rated by 247Sports and No. 2 by ESPN.

► Yoon is the first freshman kicker for the Irish since **Nick Tausch** in 2009.

► Sophomore **Tyler Newsome** has taken over at punter after the strong-legged Georgian intently spent his freshman year as Brindza's understudy. He also handles kickoffs.

► Shifty freshman **C.J. Sanders** has an opportunity to make an impact on special teams as he earned the punt return job with a strong preseason camp. Sanders also remains in contention for kickoff return duties along with **Amir Carlisle** (38 career kick returns, 35 in 2014) and **C.J. Prosise**.

► Sophomore quarterback **DeShone Kizer** is in his first season as the starting holder for placement kicks.

► Other than Carlisle, the lone returning starting specialist is long snapper **Scott Daly**. The senior performed flawlessly in 2014 on 52 point-after attempts, 24 field-goal attempts and 51 punts.

25 YEARS OF NOTRE DAME FOOTBALL ON NBC

► Notre Dame and the NBC Sports Group kicked off the 25th season of one of the most successful partnerships in sports, when the Irish played host to the Texas Longhorns on Sept. 5.

► Some interesting facts and figures (entering that Texas game) follow:

1st	Notre Dame Football on NBC game played on Sept. 7, 1991 (Notre Dame 49, Indiana 27).
2	Production trucks used to produce home games in 2015.
3	Home games airing in primetime on NBC and NBCSN in 2015.
6	NBC Sports Group platforms covering Notre Dame Football (NBC, NBCSN, NBCSports.com, NBC Sports Live Extra, CSNChicago, CSNChicago.com).
7	Cameras used to cover first game in 1991.
16	Household rating for highest rated Notre Dame Football game on NBC (11/13/92 - Florida State).
24	Cameras used to cover games in 2015.
25th	Season for Notre Dame Football on NBC (2015).
29	Members of Notre Dame Football on NBC production staff.
32	Total hours of NBC Sports Group's coverage in 2015.
43	Microphones used to cover games in 2015.
105	Crew members working for NBC on game days.
149	Notre Dame Football games broadcast by NBC during the last 24 years.
521	Approximate number of hours of NBC Sports Group's coverage of Notre Dame Football games during the last 24 years.
1991	Year Notre Dame becomes the first Division 1A team to have all home games broadcast exclusively on one network (NBC).
8,642	Flights NBC Sports Group staff have made to South Bend, Ind. to cover games during the last 24 years.
11,250	Feet of fiber optic cable used to produce games in 2015.
12,963	Approximate number of hotel room nights for crew and staff in South Bend, Ind., during the last 24 years.
4.16 Million	Average viewership for Notre Dame Football broadcasts on NBC (1991-2014/ P2+).

OFFICIAL NOTRE DAME FOOTBALL POSTGAME SHOW

► The Official Notre Dame Football Postgame Show will again be broadcast live following the conclusion of every Notre Dame game on News and Sports Radio WSBT 96.1 FM and 960 AM along with Sunny 101.5 FM and WatchND (WatchND.tv). The show is hosted by **Jack Nolan**, Irish All-American **Reggie Brooks** and a special former player guest host each week.

OFFICIAL BRIAN KELLY RADIO SHOW

► The **Brian Kelly** Radio Show airs live at 7:30 p.m. EDT on Thursday night of most game weeks. University of Notre Dame football fans can attend the show at O'Rourke's in Eddy Street Commons. It will be video streamed live on WatchND at UND.com and broadcast live on WSBT 96.1 FM and 960 AM in South Bend. The show can be heard later in the week on WXNT 1430 AM in Indianapolis, WJRW 1340 AM in Grand Rapids, KVCE 1160 AM in Dallas, KOMJ 1490 AM in Freemont/Omaha, Nebraska, SOCO in Colorado Springs and KASR 92.7 FM in Conway/Little Rock, Arkansas. The video of the show will be archived on WatchND and an audio podcast of the show will be available on both WatchND and iTunes.

► Remaining dates for the shows are Sept. 10, 17 and 24; Oct. 1, 8, 15 and 29; Nov. 5 and 12.

► Hosted by **Jack Nolan**, "The Brian Kelly Radio Show" is a production of Fighting Irish Media.

INSIDE NOTRE DAME FOOTBALL WITH BRIAN KELLY

► Taped on Sunday afternoons, "Inside Notre Dame Football" includes a recap of the previous week's contest, Notre Dame player features and more. The show can be seen locally Sunday evenings on WNDU-TV following the late local news. It will also re-air on WNDU-TV the following Saturday morning at 6:30 a.m. as well as 90 minutes prior to kickoff of Notre Dame home games. All shows can also be viewed on WatchND at UND.com starting Monday of each week. Inside Notre Dame Football airs on a total of 39 affiliates worldwide reaching nearly 164 million households.

NOTRE DAME ON NBC SPORTS NETWORK

► NBC Sports Network will air a series of documentary-style programs dedicated to the Irish, produced in conjunction with award-winning 3 Penny Films and Fighting Irish Media.

► The first episode of "Onward Notre Dame", titled "Prelude: 2015," made its debut on Monday, Aug. 31. Chronicling the team's preseason camp and an offseason trip taken by several student-athletes to South Africa, the program reaired on NBCSN at 4:30 p.m. EDT on Sept. 2.

► The second half-hour documentary this fall is titled "A Season Begins" and will follow the team and quarterback **Malik Zaire** through preparations for the 2015 season opener against Texas. The show will debut on NBCSN at 7 p.m. EDT and repeat at 4:30 p.m. EDT on Sept. 17.

► "Onward Notre Dame: Mutual Respect" debuts at 6:30 p.m. EDT on Oct. 5, examining the unique history of the rivalry between Notre Dame and Navy who will play that Saturday to continue the nation's longest uninterrupted intersectional college football rivalry. The show will repeat on NBCSN at 4:30 p.m. on Oct. 7 and again at 2:30 p.m. EDT on Oct. 10, leading into NBCSN's live pregame coverage from inside Notre Dame Stadium.

► The 2015 Shamrock Series game against Boston College at Fenway Park will be particularly special for head coach **Brian Kelly** who grew up in suburban Boston and attended Assumption College in nearby Worcester, Massachusetts. The final "Onward Notre Dame" installment will chronicle Kelly's personal journey home, including a look back at his upbringing. It debuts on NBCSN at 4:30 p.m. EST on Nov. 18 and reairs on the network at 4:30 p.m. EST on Nov. 20 and also immediately following NBCSN's postgame coverage from Fenway Park on Nov. 21.

► NBCSN will also show highlights from the team's annual ECHOES gala awards show at 2:30 p.m. EST on Dec. 19 with a replay at 4:30 p.m. EST on Dec. 23.

IT'S SHOWTIME!

► SHOWTIME Sports is embedded with the Irish for its series "A Season With Notre Dame Football" which will give America an inside view into the program all season long. The 30-minute shows will air every Tuesday night at 10 p.m. ET throughout the season, starting on Sept. 8.

► A TV crew of about a dozen people daily has been attached to the program since August 12 and has followed the team's coaches and players in football, academic, social and family settings showing the every-day live of the Guglielmino Athletic Complex's diverse denizens. Weekly episodes will feature the preparation for the previous Saturday's matchup, the intensity of the sidelines on game day and the rigors of balancing athletics with classwork during the grueling season.

REMEMBERING FATHER TED

► The Irish are wearing decals on the back of their helmets this year honoring Rev. **Theodore M. Hesburgh**, C.S.C. who passed away on Feb. 26, 2015, at the age of 97.

► The decals are a black circle with the name "Fr. Ted" in white letters and have adorned the uniforms of all Notre Dame athletic teams since the day after his passing. Notre Dame's coaches and sideline support staff are wearing similar "Fr. Ted" lapel pins on game days.

► Hesburgh served as the University's president from 1952-87, although his role in building Notre Dame into one of the nation's top universities is just a part of his distinguished legacy. Hesburgh served four Popes and nine Presidents, holding 16 presidential appointments, including serving as the chairman of the U.S. Commission on Civil Rights. He chaired the Knight Commission on Intercollegiate Athletics from 1990-2003. Hesburgh received the Medal of Freedom from President Lyndon Johnson in 1964, the same year in which he famously held hands and sang "We Shall Overcome" with Rev. Martin Luther King Jr. during a civil rights rally at Chicago's Soldier Field.

► More information on Father Ted's extraordinary life is available online at hesburgh.nd.edu.

AWARD NAMED FOR JOE MOORE

- Regarded as the best offensive line coach in modern college football history, former Irish assistant coach **Joe Moore** is the namesake of the Joe Moore Award which debuts in 2015.
- The only major college football award to honor a unit, the Joe Moore Award will be presented to the nation's most outstanding offensive line.
- Best known for his stints at Pittsburgh (1977-85) and Notre Dame (1988-96), Moore died in 2003.
- The chairman of the Joe Moore Award voting committee is Notre Dame alumnus **Aaron Taylor**, the 1993 Lombardi Award winner and, later, a Super Bowl champion with the Green Bay Packers. The committee will include only people who have played or coached the position including all current Football Bowl Subdivision offensive line coaches.

CAMPUS CROSSROADS PROJECT CONSTRUCTION UNDERWAY

- Construction on the Campus Crossroads Project, a \$400 million project that will use the University of Notre Dame's iconic football stadium as a hub for new facilities supporting academic and student life initiatives, began on November 23, 2014, the day after the home finale against Louisville.
- The Campus Crossroads Project is the largest building project in the University's 172-year history, integrating the academy, student life and athletics with the construction of more than 750,000 square feet in three new buildings attached to the west, east and south sides of the University's iconic football stadium, at a projected cost of \$400 million.
- The plan features three new structures attached to and serving the stadium – a west building for student life services, including space for student organizations, a recreation center and career center; an east building for the anthropology and psychology departments and a digital media center; and a south building for the Department of Music and the Sacred Music at Notre Dame program. The east and west buildings also will include some 3,000 to 4,000 premium seats for the football stadium with supporting club amenities.
- The project also will enhance the football fan experience on game days. A variety of premium seating options – both indoor and outdoor and mostly club seats – will be available on three upper levels on the east and west sides. A hospitality area also is planned for the new building on the south end of the stadium.
- The most visible change at Notre Dame Stadium will involve the addition of a video board at the top of the south end of the venue, along with ribbon boards along the east and west sides of the stadium.
- More information about the project is available online at Crossroads.nd.edu.

NOTRE DAME FUTURE SCHEDULES

- The following is Notre Dame's schedule for the 2016 season:

2016 Season

Date	Opponent	Site
Sept. 3	at Texas	Darrell K Royal-Texas Memorial Stadium (Austin, Texas)
Sept. 10	Nevada	Notre Dame Stadium (Notre Dame, Ind.)
Sept. 17	Michigan State	Notre Dame Stadium (Notre Dame, Ind.)
Sept. 24	Duke	Notre Dame Stadium (Notre Dame, Ind.)
Oct. 1	vs. Syracuse	MetLife Stadium (East Rutherford, N.J.)
Oct. 8	at NC State	Carter-Finley Stadium (Raleigh, N.C.)
Oct. 15	Stanford	Notre Dame Stadium (Notre Dame, Ind.)
Oct. 29	Miami (Fla.)	Notre Dame Stadium (Notre Dame, Ind.)
Nov. 5	vs. Navy	EverBank Field (Jacksonville, Fla.)
Nov. 12	vs. Army*	Alamodome (San Antonio, Texas)
Nov. 19	Virginia Tech	Notre Dame Stadium (Notre Dame, Ind.)
Nov. 26	at USC	Los Angeles Memorial Coliseum (Los Angeles, Calif.)

* Shamrock Series game

- Beyond 2016, the University has announced three other marquee home-and-home series.
- Notre Dame will play Georgia with the Bulldogs coming to Notre Dame Stadium on Sept. 9, 2017 and the Irish going to Sanford Stadium to play "between the hedges" on Sept. 21, 2019.
- The Irish will face Ohio State in a future home-and-home series. Notre Dame will take on Ohio State on Sept. 3, 2022, at Ohio Stadium with the Buckeyes travelling to South Bend on Sept. 23, 2023.
- Notre Dame will take on Texas A&M in a home-and-home series. The Irish will face the Aggies on Aug. 31, 2024, in College Station, Texas. Texas A&M will play at Notre Dame Stadium on Sept. 27, 2025.
- As a part of its 60-game, 12-year scheduling agreement with the Atlantic Coast Conference that runs through 2025, Notre Dame will play the following ACC foes. Specific dates have been announced through the 2019 season, along with the 2021 Florida State game.
 - 2017:** Home: North Carolina State (Oct. 28) and Wake Forest (Nov. 4). Away: Boston College (Sept. 16), North Carolina (Oct. 7) and Miami (Nov. 11).
 - 2018:** Home: Syracuse (Sept. 22), Pittsburgh (Oct. 20) and Florida State (Nov. 10). Away: Virginia Tech (Oct. 13) and Wake Forest (Nov. 17).
 - 2019:** Home: Virginia (Sept. 28), Virginia Tech (Nov. 2), Boston College (Nov. 23). Away: Louisville (Sept. 2/Labor Day), Georgia Tech (Oct. 19) and Duke (Nov. 9).
 - 2020:** Home: Clemson, Duke and Louisville. Away: Pittsburgh and Wake Forest.
 - 2021:** Home: Georgia Tech and North Carolina. Away: Florida State (Sept. 6/Labor Day), Virginia and Virginia Tech.
 - 2022:** Home: Boston College and Clemson. Away: North Carolina and Syracuse.
 - 2023:** Home: Pittsburgh and Wake Forest. Away: Clemson, Duke, Louisville and North Carolina State.
 - 2024:** Home: Florida State, Miami and Virginia. Away: Georgia Tech.
 - 2025:** Home: North Carolina State and Syracuse. Away: Boston College, Miami and Pittsburgh.
- The Irish also have confirmed a Sept. 30, 2017, home game against Miami (Ohio) and a Sept. 18, 2018, home game against Ball State.
- Navy has announced that its Oct. 27, 2018, home game against the Irish will be played at Qualcomm Stadium in San Diego, California.

**Notre Dame Football
Two-Deep Depth Chart**

Notre Dame Offense

WR	2	***CHRIS BROWN	6-1 1/2	195	Sr./4
or	88	**Corey Robinson	6-4 1/2	215	Jr./3
WR	3	**Amir Carlisle	5-10	195	Gr./4
or	16	*Torii Hunter Jr.	6-0	195	Jr./2
LT	78	**RONNIE STANLEY	6-5 1/2	315	Sr./3
	70	Hunter Bivin	6-5 1/2	302	Jr./2
LG	56	Quenton Nelson	6-4 3/4	325	So./1
	71	Alex Bars	6-6	320	So./1
C	72	***NICK MARTIN	6-4 1/2	301	Gr./4
	53	Sam Mustipher	6-2 3/4	305	So./1
RG	79	**STEVE ELMER	6-5 1/2	315	Jr./3
	62	Colin McGovern	6-4 1/2	315	Jr./2
RT	68	*Mike McGlinchey	6-7 1/2	310	Jr./2
	75	Mark Harrell	6-4	306	Sr./3
TE	80	*Durham Smythe	6-4 1/2	245	Jr./2
	13	*Tyler Luatua	6-2 1/2	255	So./2
or	82	Nic Weishar	6-4	241	So./1
or	18	**Chase Hounshell	6-4 1/2	255	Gr./4
or	10	Alizé Jones	6-4 1/2	240	Fr./1
WR	7	**WILL FULLER	6-0	184	Jr./3
	86	Equanimeous St. Brown	6-4	205	Fr./1
QB	8	*Malik Zaire	6-0	222	Jr./2
	14	DeShone Kizer	6-4 1/4	230	So./1
RB	20	*C.J. Prosise	6-0 1/2	220	Sr./3
	33	Josh Adams	6-1 1/2	212	Fr./1
	34	Dexter Williams	5-11	200	Fr./1

Notre Dame Special Teams

PK	19	Justin Yoon	5-9 3/4	185	Fr./1
	43	John Chereson	5-9	178	Jr./2
P	85	Tyler Newsome	6-2 1/2	205	So./1
	42	Jeff Riney	5-9 3/4	165	Fr./1
LS	61	**Scott Daly	6-1 1/2	250	Sr./3
	99	*Hunter Smith	6-3	213	Sr./2
or	82	Nic Weishar	6-4	241	So./1

Notre Dame Defense

DL	45	***ROMEO OKWARA	6-3 3/4	270	Sr./4
	98	*Andrew Trumbetti	6-3 1/2	260	So./2
DL	91	***SHELDON DAY	6-2	285	Sr./4
	93	Jay Hayes	6-3	285	So./2
DL	75	*Daniel Cage	6-0 3/4	315	So./2
	99	Jerry Tillery	6-6 1/2	305	Fr./1
DL	90	*ISAAC ROCHELL	6-3 1/2	287	Jr./3
	55	Jonathan Bonner	6-3	275	So./1
LB	38	***JOE SCHMIDT	6-0 1/2	235	Gr./4
	5	*Nyles Morgan	6-0 3/4	240	So./2
or	59	**Jarrett Grace	6-2 1/2	253	Gr./4
LB	9	**JAYLON SMITH	6-2 1/4	240	Jr./3
	4	Te'von Coney	6-0 3/4	235	Fr./1
LB	17	**JAMES ONWUALU	6-1	232	Jr./3
	48	*Greer Martini	6-2 1/2	245	So./2
CB	6	**KeiVarae Russell	5-11	196	Sr./3
	12	*Devin Butler	6-0 1/2	200	Jr./3
S	10	**MAX REDFIELD	6-1	205	Jr./3
	41	***Matthias Farley	5-11	210	Gr./4
S	22	***ELIJAH SHUMATE	6-0	224	Sr./4
	23	*Drue Tranquill	6-1 1/2	225	So./2
CB	36	**COLE LUKE	5-11	193	Jr./3
	24	Nick Coleman	5-11 1/2	185	Fr./1

Notre Dame Special Teams

HLD	14	DeShone Kizer	6-4 1/4	230	So./1
	4	Montgomery VanGorder	6-0 1/4	215	So./1
PR	9	C.J. Sanders	5-8	185	Fr./1
	7	**Will Fuller	6-0	184	Jr./3
KR	3	**Amir Carlisle	5-10	195	Gr./4
or	9	C.J. Sanders	5-8	185	Fr./1
or	20	*C.J. Prosise	6-0 1/2	220	Sr./3

Class (academic year)/Eligibility (athletic season)

* Number of monograms earned

ALL CAPS - returning starter from 2014

**Notre Dame Football
Roster Information**

NUMERICAL			ALPHABETICAL						Hometown/High School
No.	Name	Pos.	No.	Name	Pos.	Ht.	Wt.	Cl./Elg.^	
2	***Brown, Chris	WR	33	Adams, Josh	RB	6-1 5/8	212	Fr./1	Warrington, PA/Central Bucks South
3	**Carlisle, Amir	WR	25	Allen, Travis	DB	6-0	180	Sr./4	Lansing, MI/Eastern
4	Coney, Te'von	LB	46	Anderson, Josh	RB	5-9	205	Sr./4	Chatsworth, CA/Notre Dame
4	VanGorder, Montgomery	QB	30	Barajas, Josh	LB	6-1 5/8	235	Fr./1	Valparaiso, IN/Andean
5	*Morgan, Nyles	LB	29	*Baratti, Nicky	S	6-1	210	Sr./3	Tomball, TX/Klein Oak
6	**Russell, KeiVarae	CB	71	Bars, Alex	OL	6-6	320	So./1	Nashville, TN/Montgomery Bell Academy
7	**Fuller, Will	WR	27	Bilal, Asmar	LB	6-2	215	Fr./1	Indianapolis, IN/Ben Davis
8	*Zaire, Malik	QB	70	Bivin, Hunter	OL	6-5 1/2	302	Jr./2	Owensboro, KY/Apollo
8	Sebastian, Avery	S	92	*Blankenship, Grant	DL	6-4 3/4	273	So./2	The Colony, TX/The Colony
9	**Smith, Jaylon	LB	34	Bongiovi, Jesse	CB	5-9 1/2	194	Jr./2	Brooklyn, NY/Poly Prep
9	Sanders, C.J.	WR	55	Bonner, Jonathan	DL	6-3	275	So./1	Chesterfield, MO/Parkway Central
10	**Redfield, Max	S	81	Boykin, Miles	WR	6-3 5/8	225	Fr./1	Tinley Park, IL/Providence Catholic
10	Jones, Alizé	TE	11	Brent, Justin	WR/RB	6-1 1/2	220	So./2	Speedway, IN/Speedway
11	Brent, Justin	WR/RB	2	***Brown, Chris	WR	6-1 1/2	195	Sr./4	Hanahan, SC/Hanahan
12	*Butler, Devin	CB	32	Bryan, Cam	WR	6-2	207	Gr./4	Westwood, MA/Xaverian Brothers
12	Wimbush, Brandon	QB	63	Bush, Sam	OL	6-3 1/2	305	So./1	Newport Beach, CA/Mater Dei
13	*Luatua, Tyler	TE	12	*Butler, Devin	CB	6-0 1/2	200	Jr./3	Washington, DC/Gonzaga
14	Kizer, DeShone	QB	67	Byrne, Jimmy	OL	6-4	300	So./1	Cleveland, OH/St. Ignatius
14	Crawford, Shaun	DB	75	*Cage, Daniel	DL	6-0 3/4	315	So./2	Cincinnati, OH/Winton Woods
15	Holmes, Corey	WR	3	**Carlisle, Amir	WR	5-10	195	Gr./4	Santa Clara, CA/King's Academy
16	*Hunter Jr., Torii	WR	47	**Cavalaris, Connor	CB	5-11	195	Gr./4	Lake Forest, IL/Lake Forest
17	**Onwuualu, James	LB	87	Centlivre, Keenan	WR	6-5 1/2	214	So./1	Fort Wayne, IN/Bishop Dwenger
17	Henry, Nolan	QB	43	Chereson, John	K	5-9	178	Jr./2	Erie, PA/Cathedral Prep
18	***Hounshell, Chase	TE	24	Coleman, Nick	DB	5-11 1/2	185	Fr./1	Dayton, OH/Archbishop Alter
18	Williams, Mykelti	DB	4	Coney, Te'von	LB	6-0 3/4	235	Fr./1	Palm Beach Gardens, FL/Palm Beach Gardens
19	Yoon, Justin	K	40	Conrad, Kyle	LS	6-2	180	Fr./1	Katy, TX/Seven Lakes
19	Regan, Robert	QB	14	Crawford, Shaun	DB	5-8 1/2	180	Fr./1	Lakewood, OH/St. Edward
20	*Proise, C.J.	RB	61	**Daly, Scott	LS	6-1 1/2	250	Sr./3	Downers Grove, IL/South
21	Watkins, Nick	CB	91	***Day, Sheldon	DL	6-2	285	Sr./4	Indianapolis, IN/Warren Central
22	***Shumate, Elijah	S	97	Dew-Treadway, Micah	DL	6-4	300	Fr./1	Bolingbrook, IL/Bolingbrook
23	*Tranquill, Drue	S	95	Dickerson, Marquis	DL	6-1 1/2	285	Jr./2	Marianna, AR/Lee
24	Coleman, Nick	DB	79	**Elmer, Steve	OL	6-5 1/2	315	Jr./3	Midland, MI/Midland
25	**Folston, Tarean	RB	41	***Farley, Matthias	CB	5-11	210	Gr./4	Charlotte, NC/Christian
25	Allen, Travis	DB	54	Feist, Lincoln	DL	6-1 3/4	315	Fr./1	Rapid City, SD/St. Thomas More
26	White, Ashton	DB	28	Fertitta, Nicco	DB	5-8 1/4	185	Fr./1	Las Vegas, NV/Bishop Gorman
26	Webster, Austin	WR	35	Finke, Chris	DB	5-9 1/4	165	Fr./1	Kettering, OH/Archbishop Alter
27	Bilal, Asmar	LB	25	**Folston, Tarean	RB	5-9 1/2	214	Jr./3	Cocoa, FL/Cocoa
28	Fertitta, Nicco	DB	7	**Fuller, Will	WR	6-0	184	Jr./3	Philadelphia, PA/Roman Catholic
28	Ross, Austin	RB	59	**Grace, Jarrett	LB	6-2 1/2	253	Gr./4	Cincinnati, OH/Colerain
29	*Baratti, Nicky	S	83	Guyton, Jalen	WR	6-0 3/4	200	Fr./1	Allen, TX/Allen
29	Kohler, Sam	K	35	Hammann, Grant	WR	5-11 3/4	192	So./1	Dyersville, IA/Beckman
30	Barajas, Josh	LB	75	Harrell, Mark	OL	6-4	306	Sr./3	Charlotte, NC/Catholic
31	**Turner, John	S	93	Hayes, Jay	DL	6-3	285	So./2	Brooklyn, NY/Poly Prep Country Day
32	Bryan, Cam	WR	17	Henry, Nolan	QB	6-1	175	Fr./1	Vancouver, WA/Union
32	Ossello, Nick	S	66	Hoge, Tristen	OL	6-4 1/4	300	Fr./1	Pocatello, ID/Highland
33	Adams, Josh	RB	15	Holmes, Corey	WR	6-0 1/2	184	So./2	Pembroke Pines, FL/St. Thomas Aquinas
34	Williams, Dexter	RB	18	**Hounshell, Chase	TE	6-4 1/2	255	Gr./4	Kirtland, OH/Lake Catholic
34	Bongiovi, Jesse	CB	37	Hunter, Omar	WR	5-9	195	Jr./2	Harlingen, TX/Harlingen
35	Finke, Chris	DB	16	*Hunter Jr., Torii	WR	6-0	195	Jr./2	Prosper, TX/Prosper
35	Hammann, Grant	WR	49	Hutson, Brandon	LB	6-2 1/2	220	Fr./1	Battle Creek, MI/Harper Creek Community
36	**Luke, Cole	CB	10	Jones, Alizé	TE	6-4 1/2	240	Fr./1	Las Vegas, NV/Bishop Gorman
37	Hunter, Omar	WR	94	**Jones, Jarron	DL	6-5 1/2	315	Sr./3	Rochester, NY/Aquinas Institute
38	***Schmidt, Joe	LB	64	Kilander, Ryan	DL	5-11 3/4	310	So./1	Rancho Santa Margarita, CA/Santa Margarita
39	Recker, Drew	S	14	Kizer, DeShone	QB	6-4 1/4	230	So./1	Toledo, OH/Central Catholic
40	Murphy, Kier	LB	29	Kohler, Sam	K	6-0	175	So./1	Lincoln, NE/East
40	Conrad, Kyle	LS	13	*Luatua, Tyler	TE	6-2 1/2	255	So./2	Paramount, CA/La Mirada
41	***Farley, Matthias	CB	36	**Luke, Cole	CB	5-11	193	Jr./3	Chandler, AZ/Hamilton
42	Riney, Jeff	K/P	72	***Martin, Nick	C	6-4 1/2	301	Gr./4	Indianapolis, IN/Bishop Chatard
42	Thompson, Jimmy	LB	48	*Martini, Greer	LB	6-2 1/2	245	So./2	Cary, NC/Woodberry Forest (VA)
43	Chereson, John	K	89	*Matuska, Jacob	DL	6-4 1/2	295	Jr./2	Columbus, OH/Bishop Hartley
44	Randolph, Doug	DL	87	Mazza, Patrick	DL	6-7 1/2	277	Jr./2	Glen Ellyn, IL/Glenbard West
45	***Okwara, Romeo	DL	68	*McGlinchey, Mike	OL	6-7 1/2	310	Jr./2	Philadelphia, PA/William Penn Charter
46	Anderson, Josh	RB	62	McGovern, Colin	OL	6-4 1/2	315	Jr./2	New Lenox, IL/Lincoln-Way West
46	McOsker, Eamon	S	46	McOsker, Eamon	S	5-11 1/2	205	Sr./3	San Pedro, CA/Loyola

**Notre Dame Football
Roster Information**

ALPHABETICAL (CONT.)

No.	Name	Pos.	Ht.	Wt.	Cl./Elg. [^]	Hometown/High School
96	Mokwuah, Pete	DL	6-2 3/4	317	So./1	Staten Island, NY/St. Joseph by-the-Sea
60	Montelus, John	OL	6-4	320	Jr./2	Everett, MA/Everett
5	*Morgan, Nyles	LB	6-0 3/4	240	So./2	Crete, IL/Crete-Monee
40	Murphy, Kier	LB	6-0	210	Fr./1	Rock Island, IL/Alleman
53	Mustipher, Sam	OL	6-2 1/4	305	So./1	Olney, MD/Good Counsel
56	Nelson, Quenton	OL	6-4 3/4	325	So./1	Holmdel, NJ/Red Bank Catholic
85	Newsome, Tyler	P/K	6-2 1/2	205	So./1	Carrollton, GA/Carrollton
45	***Okwara, Romeo	DL	6-3 3/4	270	Sr./4	Charlotte, NC/Ardrey Kell
17	**Onwualu, James	LB	6-1	232	Jr./3	Saint Paul, MN/Cretin-Derham Hall
32	Ossello, Nick	S	6-1 3/4	220	Gr./4	Wheat Ridge, CO/Wheat Ridge
20	*Prosise, C.J.	RB	6-0 1/2	220	Sr./3	Petersburg, VA/Woodberry Forest
44	Randolph, Doug	DL	6-2	255	Jr./2	Richmond, VA/Woodberry Forest
39	Recker, Drew	S	5-11	205	Jr./2	Lindenhurst, IL/Lakes
10	**Redfield, Max	S	6-1	205	Jr./3	Mission Viejo, CA/Mission Viejo
19	Regan, Robert	QB	6-2	200	Fr./1	Darien, IL/Hinsdale South
42	Riney, Jeff	K/P	5-9 3/4	165	Fr./1	Katy, TX/Seven Lakes
88	**Robinson, Corey	WR	6-4 1/2	215	Jr./3	San Antonio, TX/San Antonio Christian
90	**Rochell, Isaac	DL	6-3 1/2	287	Jr./3	McDonough, GA/Eagle's Landing Christian
28	Ross, Austin	RB	5-10	206	Jr./3	Conyers, GA/Morgan County
49	Ross, Bailey	RB	5-10	202	Jr./3	Conyers, GA/Morgan County
57	Ruhland, Trevor	OL	6-3 1/4	292	Fr./1	Cary, IL/Cary-Grove Community
6	**Russell, KeiVarae	CB	5-11	196	Sr./3	Everett, WA/Mariner
86	St. Brown, Equanimeous	WR	6-4	205	Fr./1	Anaheim, CA/Servite
9	Sanders, C.J.	WR	5-8	185	Fr./1	Granada Hills, CA/Notre Dame
38	***Schmidt, Joe	LB	6-0 1/2	235	Gr./4	Orange, CA/Mater Dei
8	Sebastian, Avery	S	5-10	200	Gr./4	McDonough, GA/Eagle's Landing Christian
85	Sheridan, Buster	WR	6-3	199	Jr./2	Chicago, IL/Mount Carmel
22	***Shumate, Elijah	S	6-0	224	Sr./4	East Orange, NJ/Don Bosco Prep
99	*Smith, Hunter	H/LS	6-3	213	Sr./2	Raleigh, NC/Cardinal Gibbons
9	**Smith, Jaylon	LB	6-2 1/4	240	Jr./3	Fort Wayne, IN/Bishop Luers
80	*Smythe, Durham	TE	6-4 1/2	245	Jr./2	Belton, TX/Belton
51	Spruell, Devyn	LB	6-1 1/4	220	Fr./1	Warren, NJ/Watchung Hills
78	**Stanley, Ronnie	OL	6-5 1/2	315	Sr./3	Las Vegas, NV/Bishop Gorman
84	Suttman, Ben	TE	6-2	232	Jr./2	Kettering, OH/Archbishop Alter
58	Taylor, Elijah	DL	6-2 3/4	285	Fr./1	Cincinnati, OH/Moeller
77	Tiassum, Brandon	DL	6-3 1/2	302	Fr./1	Indianapolis, IN/Park Tudor
99	Tillery, Jerry	DL	6-6 1/2	305	Fr./1	Shreveport, LA/Evangel Christian Academy
42	Thompson, Jimmy	LB	6-0	210	Fr./1	Hinsdale, IL/Central
23	*Tranquill, Drue	S	6-1 1/2	225	So./2	Fort Wayne, IN/Carroll
98	*Trumbetti, Andrew	DL	6-3 1/2	260	So./2	Demarest, NJ/Northern Valley Regional
31	**Turner, John	S	6-0 1/2	220	Sr./3	Indianapolis, IN/Cathedral
4	VanGorder, Montgomery	QB	6-0 1/4	215	So./1	Buford, GA/Buford
21	Watkins, Nick	CB	6-0 1/4	200	So./2	DeSoto, TX/Bishop Dunne
26	Webster, Austin	WR	5-11 1/4	195	So./1	Beverly Hills, CA/Windward
82	Weishar, Nic	TE	6-4	241	So./1	Midlothian, IL/Marist
26	White, Ashton	DB	5-10 3/4	182	Fr./1	Clinton, MD/Bishop McNamara
34	Williams, Dexter	RB	5-10 3/4	200	Fr./1	Winter Garden, FL/West Orange
18	Williams, Mykelti	DB	5-10 3/4	200	Fr./1	Indianapolis, IN/Warren Central
12	Wimbush, Brandon	QB	6-1	216	Fr./1	Hackensack, NJ/St. Peter's Prep
19	Yoon, Justin	K	5-9 3/4	185	Fr./1	Nashville, TN/Milton Academy (MA)
8	*Zaire, Malik	QB	6-0	222	Jr./2	Kettering, OH/Archbishop Alter

[^] Class (academic year)/Eligibility (athletic season)

* Number of monograms earned

NUMERICAL (CONT.)

No.	Name	Pos.
47	**Cavalaris, Connor	CB
48	*Martini, Greer	LB
49	Hutson, Brandon	LB
49	Ross, Bailey	RB
51	Spruell, Devyn	LB
53	Mustipher, Sam	OL
54	Feist, Lincoln	DL
55	Bonner, Jonathan	DL
56	Nelson, Quenton	OL
57	Ruhland, Trevor	OL
58	Taylor, Elijah	DL
59	**Grace, Jarrett	LB
60	Montelus, John	OL
61	**Daly, Scott	LS
62	McGovern, Colin	OL
63	Bush, Sam	OL
64	Kilander, Ryan	DL
66	Hoge, Tristen	OL
67	Byrne, Jimmy	OL
68	*McGlinchey, Mike	OL
70	Bivin, Hunter	OL
71	Bars, Alex	OL
72	***Martin, Nick	C
75	*Cage, Daniel	DL
75	Harrell, Mark	OL
77	Tiassum, Brandon	DL
78	**Stanley, Ronnie	OL
79	**Elmer, Steve	OL
80	*Smythe, Durham	TE
81	Boykin, Miles	WR
82	Weishar, Nic	TE
83	Guyton, Jalen	WR
84	Suttman, Ben	TE
85	Newsome, Tyler	P/K
85	Sheridan, Buster	WR
86	St. Brown, Equanimeous	WR
87	Centlivre, Keenan	WR
87	Mazza, Patrick	DL
88	**Robinson, Corey	WR
89	*Matuska, Jacob	DL
90	**Rochell, Isaac	DL
91	***Day, Sheldon	DL
92	*Blankenship, Grant	DL
93	Hayes, Jay	DL
94	**Jones, Jarron	DL
95	Dickerson, Marquis	DL
96	Mokwuah, Pete	DL
97	Dew-Treadway, Micah	DL
98	*Trumbetti, Andrew	DL
99	*Smith, Hunter	H/LS
99	Tillery, Jerry	DL

PRONUNCIATION GUIDE

Baratti, Nicky – buh-RAH-tee	Feist, Lincoln – fyst	Matuska, Jacob – muh-TUSK-uh	Regan, Robert – ray-gan
Bilal, Asmar – bill-LAWL, az-MAR	Fertitta, Nicco – fur-TEE-tah, KNEE-coh	McGlinchey, Mike – muh-GLINCH-ee	Riney, Jeff – rinny
Bivin, Hunter – biv-un	Finke, Chris – fink	McGovern, Colin – muh-GUV-earn	Russell, KeiVarae – key-var-eee
Bongiovi, Jesse – bon-JOE-Vee	Folston, Tarean – TAR-ee-an	Mokwuah, Peter – mock-wuh	St. Brown, Equanimeous – eck-wah-nihm-ee-ous
Carlisle, Amir – ah-MEER	Hammann, Grant – ham-in	Montelus, John – MONT-uh-Iuss	Spruell, Devyn – spru-well
Cavalaris, Connor – cav-UH-Lair-us	Harrell, Mark – HAIR-el	Murphy, Kier – keer	Tiassum, Brandon – tee-ah-sum
Centlivre, Keenan – CENT-liver	Hoge, Tristen – hodge	Okwara, Romeo – oak-WAR-uh	Williams, Mykelti – mih-kell-tee
Chereson, John – chair-UH-son	Jones, Alizé – al-Lih-zaye	Onwualu, James – on-WALL-ew	Weishar, Nic – wish-err
Coney, Te'von – tay-von	Jones, Jarron – juh-RON	Ossello, Nick – oh-sell-oh	Zaire, Malik – zy-EAR, muh-LEEK
	Luatua, Tyler – lou-UH-two-Uh	Prosise, C.J. – PRO-cise (like precisely)	

The Last Time

NOTRE DAME

Rushing

Had 400 or more yards: at Boston College, 1996 (426)
 Had 300 or more yards: vs. Miami (Fla.), 2012 (376)
 Had 70 or more rushing attempts: vs. Michigan State, 1991 (76)
 Had 60 or more rushing attempts: vs. Navy, 2007 (63)
 Had 50 or more rushing attempts: vs. Texas, 2015 (52)
 Had eight or more rush TDs: vs. Pittsburgh, 1965 (9)
 Had seven rush TDs: vs. Navy, 2011 (7)
 Had six rush TDs: vs. Navy, 1996 (6)
 Had five rush TDs: vs. Miami (Fla.), 2012 (5)
 Had four rush TDs: vs. Navy, 2014 (4)
 Had two players with 100 rush yards in a game: vs. BYU, 2012
 (Theo Riddick 143, Cierre Wood 114)

Passing

Had 500 or more yards: at USC, 1970 (526)
 Had 400-499 yards: at Arizona State, 2014 (446)
 Had 300-399 yards: vs. Navy, 2014 (315)
 Had 50 or more pass attempts: at Florida State, 2014 (52)
 Had 40-49 pass attempts: vs. Northwestern, 2014 (40)
 Had 30-39 pass attempts: at USC, 2014 (39)
 Had 35-39 pass completions: vs. Navy, 2009 (37)
 Had 30-34 pass completions: at Florida State, 2014 (31)
 Had 25-29 pass completions: vs. Purdue, 2014 (25)
 Had six or more passing TDs: vs. BYU, 2005 (6)
 Had five or more passing TDs: at Air Force, 2013 (5)
 Had four or more passing TDs: vs. Syracuse, 2014 (4)
 Had three or more passing TDs: vs. Texas, 2015 (3)
 Had five or more passes intercepted: vs. USC, 1967 (7)
 Had four or more passes intercepted: at Arizona State, 2014 (4)
 Had three or more passes intercepted: vs. Oklahoma, 2013 (3)

Receiving

Had two players with 100 receiving yards in a game:
 at Pittsburgh, 2009 (Golden Tate - 113, Michael Floyd - 107)
 Had a player with over 150 receiving yards in a game:
 vs. Northwestern, 2014 (Will Fuller - 159)
 Had two players with 10 catches in a game:
 vs. BYU, 2005 (Maurice Stovall - 14, Jeff Samardzija - 10)

Combination Offense

Had a 300-yard passer and 100-yard rusher in a game:
 vs. Navy, 2014 (Everett Golson - 315, Tarean Folston - 149)
 Had a 200-yard passer, 100-yard rusher and 100-yard receiver in a game:
 vs. Louisville, 2014 (Everett Golson - 236, Tarean Folston - 134, Will Fuller - 109)
 Had a 200-yard passer and 100-yard rusher in a game:
 vs. Louisville, 2014 (Everett Golson - 236, Tarean Folston - 134)
 Had a 100-yard receiver and 100-yard rusher in a game:
 vs. Louisville, 2014 (Will Fuller - 109; Tarean Folston - 134)

Total Offense

Had 600 or more yards total offense: at Stanford, 2005 (663)
 Had 500-599 yards total offense: vs. Texas, 2015 (527)
 Had 400-499 yards total offense: vs. LSU (Music City Bowl), 2014 (449)
 Had 100 or more plays total offense: vs. Pittsburgh, 2012 (104)
 Had 85-99 plays total offense: at Florida State, 2014 (87)
 Had 75-84 plays total offense: vs. Texas, 2015 (75)

Scoring

Scored 60 or more points: vs. Rutgers, 1996 (62)
 Scored 50-59 points: vs. North Carolina, 2014 (50)
 Scored 40-49 points: vs. Northwestern, 2014 (40)
 Scored 30-39 points: vs. Texas, 2015 (38)
 Scored a two-point conversion: vs. Louisville, 2014
 Allowed 60 or more points: Never
 Allowed 50-59 points: at Arizona State, 2014 (55)

Allowed 40-49 points: at USC, 2014 (49)
 Allowed 30-39 points: vs. Louisville, 2014 (31)
 Was held scoreless: at Boston College, 2008 (17-0)
 Was held scoreless at home: USC, 2007 (38-0)
 Was held scoreless on the road: at Boston College, 2008 (17-0)
 Was held without offensive touchdown: at USC, 2008 (38-3)
 Was held without offensive touchdown on the road: at USC, 2008 (38-3)
 Was held without offensive touchdown at home: at USC, 2008 (38-3)
 Held opponent scoreless: vs. Michigan, 2014 (31-0)
 Held opponent scoreless at home: vs. Michigan, 2014 (31-0)
 Held opponent scoreless on the road: at Purdue, 1993 (17-0)
 Held opponent without offensive touchdown: vs. Texas, 2015 (38-3)
 Held opponent without offensive touchdown on the road: at Boston College, 2012 (21-6)
 Held opponent without offensive touchdown at home: vs. Texas, 2015 (38-3)
 Held opponent scoreless at neutral site:

..... vs. Maryland (Giants Stadium - East Rutherford, NJ), 2002 (22-0)
 Held two or more opponents scoreless in a season:

..... 2002 vs. Maryland (22-0) vs. Rutgers (42-0)

Held three or more opponents scoreless in a season:

..... 1976 vs. Purdue (23-0) at Northwestern (49-0), vs. Oregon (41-0)

Held four or more opponents scoreless in a season:

..... 1966 vs. Army (35-0) vs. North Carolina (32-0), at Oklahoma (38-0),

..... vs. Pittsburgh (40-0) vs. Duke (64-0), at USC (51-0)

Held five or more opponents scoreless in a season:

..... 1966 vs. Army (35-0) vs. North Carolina (32-0), at Oklahoma (38-0),

..... vs. Pittsburgh (40-0) vs. Duke (64-0), at USC (51-0)

Held six or more opponents scoreless in a season:

..... 1966 vs. Army (35-0) vs. North Carolina (32-0), at Oklahoma (38-0),

..... vs. Pittsburgh (40-0) vs. Duke (64-0), at USC (51-0)

Had multiple players with multiple TDs in a game:

..... vs. Texas, 2015 (Josh Adams - 2, Will Fuller - 2)

Turnovers

Did not commit a turnover: vs. Texas, 2015 (0)

Committed six or more turnovers: vs. Navy, 1984 (6)

Committed five turnovers: at Arizona State, 2014 (5)

Lost four or more fumbles: vs. Michigan State, 1999 (4)

Lost three fumbles: vs. Northwestern, 2014 (3)

Recorded six or more takeaways: vs. Michigan, 2012 (6)

Recorded five takeaways: vs. Boston College, 2009 (5)

Returned two or more interceptions for TDs: vs. Stanford, 2002 (2)

..... (Shane Walton - 18 yards, Courtney Watson - 34 yards)

Returned an interception for a TD: vs. Arizona State, 2013 (1)

..... (Dan Fox - 14 yards)

Returned a fumble for a TD: vs. Northwestern, 2012 (1)

..... (Austin Collinsworth - 32 yards)

Defense

Held opponent 50 or fewer rushing yards: at Florida State, 2014 (50)

Held opponent to 100 or fewer passing yards: vs. Navy, 2013 (88)

Held opponent to 101-200 passing yards: vs. Texas, 2015 (103)

Held opponent to 201-300 yards total offense: vs. Stanford, 2014 (205)

Held opponent to 200 or fewer yards total offense: vs. Texas (163)

Intercepted five or more passes: vs. Michigan, 2012 (5)

Intercepted four passes: vs. Rutgers (Pinstripe Bowl), 2013 (4)

Intercepted three passes: vs. Michigan, 2014 (3)

Scored a safety: at Stanford, 2003

Recorded nine or more sacks: vs. Rutgers, 1996 (9)

Recorded eight sacks: vs. Hawai'i (Hawai'i Bowl), 2008 (8)

Recorded seven sacks: at Stanford, 2005 (7)

Recorded six sacks: vs. Arizona State, 2013 (6)

Recorded five sacks: at Boston College, 2012 (5)

Held opponent to 10 or fewer first downs: vs. Texas, 2015 (8)

Special Teams

Returned a punt for a TD: at Pittsburgh, 2009 (Golden Tate, 87 yards)

Returned a blocked punt for a TD: vs. Utah, 2010 (Robert Blanton, 6 yards)

The Last Time

Returned a kickoff for a TD:vs. USC, 2011 (George Atkinson III, 96 yards)
 Returned a blocked FG for a TDat Air Force, 2006 (Terrail Lambert, 76 yards)
 Blocked a punt:vs. Stanford, 2014 (Drue Tranquill)
 Punted 10 or more times:USC, 2007 (10)
 Did not punt:vs. Navy, 2013
 Blocked a field goal:vs. LSU (Music City Bowl), 2014 (Isaac Rochell)
 Had a field goal blocked:vs. Navy, 2014
 Blocked a PAT kick:vs. North Carolina, 2014 (Jarron Jones)
 Scored on a blocked PAT attempt:vs. Texas, 1995
 Missed a kicking PAT:vs. Northwestern, 2014
 Had a kicking PAT blocked:vs. Northwestern, 2014
 Opponent scored on a blocked PAT attempt:vs. Northwestern, 2014
 Had a punt blocked:vs. Michigan State, 2013

Miscellaneous

Had 30 or more first downs:vs. Texas, 2015 (30)
 Had 25-29 first downs:vs. Northwestern, 2014 (28)
 Had 20-24 first downs:vs. LSU (Music City Bowl), 2014 (23)
 Was not penalized:at LSU, 1997
 Had 10 or more penalties:North Carolina, 2014 (10)
 Had 120 or more yards in penalties:at Rutgers, 2000 (120)
 Had 40 minutes or more of possession time:vs. Washington State, 2009 (40:54)
 Had 35-40 minutes of possession time:vs. Texas, 2015 (39:10)
 Was involved in a tie game:at USC, 1994 (17-17)
 Was involved in an overtime game:vs. Northwestern, 2014 (40-43)
 Was involved in a double overtime game:vs. Pittsburgh, 2012 (29-26)
 Was involved in a triple overtime game:vs. Pittsburgh, 2012 (29-26)
 Was involved in a quadruple overtime game:vs. Pittsburgh, 2008 (33-36)

A NOTRE DAME PLAYER

Rushing

Rushed for 300 or more yards:Never
 Rushed for 250-299 yards:Julius Jones at Pittsburgh, 2003 (262)
 Rushed for 200-249 yards:Julius Jones at Stanford, 2003 (218)
 Rushed for 175-199 yards:Cierre Wood at Purdue, 2011 (191)
 Rushed for 150-174 yards:Cierre Wood vs. Wake Forest, 2012 (150)
 Rushed for 125-149 yards:Tarean Folston vs. Louisville, 2014 (134)
 Rushed for 100-124 yards:Tarean Folston vs. Northwestern, 2014 (106)
 Quarterback rushed for 100 or more yards:Andrew Hendrix vs. Air Force, 2011 (111)
 Rushed 40 or more times:Allen Pinkett at LSU, 1984 (40)
 Rushed 35-39 times:Julius Jones vs. BYU, 2003 (35)
 Rushed 30-34 times:James Aldridge vs. Navy, 2007 (32)
 Rushed 25-29 times:Cierre Wood vs. Boston College, 2011 (26)
 Rushed for four or more TDs:Emmett Mosley vs. Navy, 1994 (4)
 Rushed for three TDs:Everett Golson vs. Rice, 2014 (3)
 Rushed for two TDs:Josh Adams vs. Texas, 2015 (2)
 Had a run of 80 yards or more:George Atkinson III vs. Oklahoma, 2013 (80)
 Had a run of 70-79 yards:Andrew Hendrix vs. Air Force, 2011 (78)
 Had a run of 60-69 yards:Everett Golson, 2014 (61)
 Had a run of 50-59 yards:C.J. Prosise vs. LSU (Music City Bowl), 2014 (50)

Passing

Passed for 500 or more yards:Joe Theismann at USC, 1970 (526)
 Passed for 400-499 yards:Everett Golson at Arizona State, 2014 (446)
 Passed for 300-399 yards:Malik Zaire vs. Texas, 2015 (313)
 Attempted 50 or more passes:Everett Golson at Florida State, 2014 (52)
 Attempted 40-49 passes:Everett Golson vs. Northwestern, 2014 (40)
 Attempted 30-39 passes:Everett Golson vs. North Carolina, 2014 (38)
 Completed 30 or more passes:Everett Golson at Florida State, 2014 (31)
 Completed 20-29 passes:Everett Golson vs. Northwestern, 2014 (21)
 Threw six TDs:Brady Quinn vs. BYU, 2005 (6)
 Threw five or more TDs:Tommy Rees at Air Force, 2013 (5)
 Threw four or more TDs:Everett Golson vs. Syracuse, 2014 (4)
 Threw three or more TDs:Malik Zaire vs. Texas, 2015 (3)
 Threw five or more interceptions:Terry Hanratty vs. USC, 1967 (5)
 Threw four interceptions:Everett Golson at Arizona State, 2014 (4)
 Threw three interceptions:Tommy Rees vs. Oklahoma, 2013 (3)

Completed a pass of 90 yards or more:Dayne Crist vs. Michigan, 2010 (95)
 Completed a pass of 80-89 yards:Tommy Rees at Pittsburgh, 2013 (80)
 Completed a pass of 70-79 yards:Everett Golson vs. Navy, 2014 (78)
 Completed a pass of 60-69 yards:Malik Zaire vs. Texas, 2015 (66)
 Completed a pass of 50-59 yards:Everett Golson at Arizona State, 2014 (59)

Receiving

Caught 15 or more passes:Never
 Caught 10-14 passes:Michael Floyd vs. Boston College, 2011 (10)
 Caught seven to nine passes:Will Fuller vs. Texas, 2015 (7)
 Had 200 or more yards receiving:Golden Tate at Stanford, 2009 (201)
 Had 175-199 yards receiving:Michael Floyd vs. Nevada, 2009 (189)
 Had 150-174 yards receiving:Will Fuller vs. Northwestern, 2014 (159)
 Had 100-149 yards receiving:Will Fuller vs. Texas, 2015 (142)
 Caught four or more TDs:Maurice Stovall vs. BYU, 2005 (4)
 Caught three TDs:Will Fuller vs. Northwestern, 2014 (3)
 Caught two TDs:Will Fuller vs. Texas, 2015 (2)

Total Offense

Had 500 or more yards total offense:Joe Theismann at USC, 1970 (512)
 Had 400-499 yards total offense:Everett Golson at Arizona State, 2014 (435)
 Had 100 yards both passing and rushing:Jarious Jackson vs. Oklahoma, 1999 (276 passing, 107 rushing)

Scoring

Accounted for six or more touchdowns:Everett Golson vs. Navy, 2014 (3 rushing, 3 passing)
 Accounted for five touchdowns:Everett Golson vs. Rice, 2014 (3 rushing, 2 passing)
 Accounted for four touchdowns:Everett Golson vs. Northwestern, 2014 (1 rushing, 3 passing)
 Accounted for three touchdowns:Malik Zaire vs. Texas, 2015 (3 passing)

Defense

Intercepted three or more passes:Harrison Smith vs. Miami (Fla.), 2010 (3)
 Intercepted two passes:Cole Luke vs. Stanford, 2014 (2)
 Recovered three or more fumbles:Never
 Forced two fumbles:Maurice Crum, Jr. at UCLA, 2007 (2)
 Recovered two fumbles:Brian Smith vs. Michigan, 2008 (2)
 Recorded 20 or more tackles:Manti Te'o vs. Stanford, 2010 (21)
 Recorded 15-20 tackles:Dan Fox at Stanford, 2013 (15)
 Recorded 10-14 tackles:Max Redfield vs. LSU (Music City Bowl), 2014 (14)
 Recorded 4.0 or more sacks:Victor Abiamiri at Stanford, 2005 (4.0)
 Recorded 3.0-3.5 sacks:Prince Shembo vs. Arizona State, 2013 (3.0)
 Recorded 2.0-2.5 sacks:Matthias Farley vs. Navy, 2014 (2.0)

Special Teams

Scored 17 or more points kicking:Kyle Brindza vs. Rutgers (Pinstripe Bowl), 2013 (17)
 Scored 15-16 points kicking:Kyle Brindza at USC, 2012 (16)
 Scored 10-14 points kicking:Kyle Brindza vs. Purdue, 2014 (12)
 Kicked five or more field goals:Kyle Brindza vs. Rutgers (Pinstripe Bowl), 2013 (5)
 Kicked four field goals:Brandon Walker vs. Pittsburgh, 2008 (4)
 Kicked two field goals of 50 or more yards:Never
 Kicked a field goal of 50 or more yards:Kyle Brindza vs. BYU, 2013 (51)
 Kicked a punt 70 or more yards:Jim Yoder vs. Texas, 1971 (71)
 Kicked a punt 60-69 yards:Geoff Price vs. Penn State, 2006 (62)
 Punted 10 or more times:Geoff Price vs. USC, 2007 (10)
 Totaled 175 or more kickoff return yards:George Atkinson III vs. USC, 2011 (178)
 Totaled 100 or more punt return yards:Golden Tate at Pittsburgh, 2009 (101)

AN OPPOSING TEAM

Rushing

Had 400 or more yards:Pittsburgh, 1975 (411)
 Had 300-399 yards:Navy, 2014 (336)
 Had 200-299 yards:LSU (Music City Bowl), 2014 (285)
 Had 50 or more rushing attempts:USC, 2014 (53)
 Had five or more rush TDs:USC, 2005 (5)
 Had four rush TDs:Navy, 2013 (4)
 Had two or more players with 100 rush yards in a game:BYU, 2013
(Taysom Hill - 101, Paul Lasike - 101)

The Last Time

Passing

Had 400 or more yards: Washington, 2005 (408)
 Had 300-399 yards: USC, 2014 (372)
 Had 60 or more pass attempts: Tennessee, 1990 (60)
 Had 50-59 pass attempts: Oklahoma, 2012 (52)
 Had 40-49 pass attempts: USC, 2014 (40)
 Had 30 or more pass completions: USC, 2014 (32)
 Had five or more passing TDs: USC, 2014 (6)
 Had four passing TDs: Michigan, 2013 (4)
 Had three passing TDs: Arizona State, 2014 (3)

Receiving

Had two players with 100 receiving yards in a game: USC, 2009
 (Anthony McCoy 153, Damien Williams 108)

Total Offense

Had 600 or more yards total offense: Ohio State, 2006 Fiesta Bowl (617)
 Had 500-599 yards total offense: USC, 2014 (577)
 Had 400-499 yards total offense: LSU (Music City Bowl), 2014 (436)
 Had 90 or more plays: USC, 2014 (93)
 Had 80-89 plays: North Carolina, 2014 (84)
 Had 75-79 plays: Navy, 2014 (77)

Scoring

Scored 60 or more points: Never
 Scored 50-59 points: Arizona State, 2014 (55)
 Scored 40-49 points: USC, 2014 (49)
 Scored 30-39 points: Louisville, 2014 (31)
 Scored a two-point conversion: Northwestern, 2014

Turnovers

Did not commit a turnover: Texas, 2015
 Had three or more fumbles lost: Navy, 2012 (3)
 Intercepted five or more passes: USC, 1967 (7)
 Intercepted four passes: Arizona State, 2014 (4)
 Intercepted three passes: Oklahoma, 2013
 Returned an interception for a TD: Arizona State (2), 2014
 (Lloyd Carrington - 58 yards/Damarious Randall - 59 yards)
 Returned a fumble for a TD: USC, 2011
 (Jawanza Starling - 80 yards)

Defense

Held ND to 10 or fewer first downs: USC, 2008 (4)
 Scored a safety: Purdue, 2010
 Held ND to 50 or fewer rushing yards: Arizona State, 2014 (41)
 Held ND to 101-200 passing yards: LSU (Music City Bowl), 2014 (186)
 Held ND to 100 or fewer passing yards: UCLA, 2007 (94)
 Held ND to 201-300 yards total offense: Michigan, 2014 (280)
 Held ND to 200 or fewer yards total offense: USC, 2007 (165)

Special Teams

Returned a punt for a TD: Tulsa, 2010 (Damaris Johnson - 59 yards)
 Returned a blocked punt for a TD: Michigan State, 2004
 (Jerramy Scott - 0 yards)
 Returned a kickoff for a TD: LSU (Music City Bowl), 2014 (Leonard Fournette - 100 yards)
 Punted 10 or more times: Boston College, 2010 (11)
 Did not punt: Miami (Fla.), 1985
 Missed a kicking PAT: Navy, 2013

Miscellaneous

Had 30 or more first downs: USC, 2014 (35)
 Had 20-29 first downs: Northwestern, 2014 (28)
 Had 10 or more penalties: Syracuse, 2014 (10)
 Had 100 or more yards in penalties: Michigan State, 2013 (115)

Had 35 minutes or more of possession time: USC, 2014 (37:39)
 Had one 100-yard receiver and one 100-yard rusher: USC, 2011
 (Curtis McNeal, 118 rushing, Robert Woods, 119 receiving)

AN OPPOSING PLAYER

Rushing

Rushed for 300 or more yards: Tony Dorsett, Pittsburgh, 1975 (303)
 Rushed for 200-299 yards: Alexander Teich, Navy, 2010 (210)
 Rushed for 150-199 yards: Tyler Gaffney, Stanford, 2013 (189)
 Rushed for 100-149 yards: Leonard Fournette, LSU (Music City Bowl), 2014 (143)
 Rushed 40 or more times: Craig Heyward, Pittsburgh, 1987 (42)
 Rushed 30-39 times: Tyler Gaffney, Stanford, 2013 (33)
 Rushed 25-29 times: Alexander Teich, Navy, 2010 (26)
 Rushed for five or more TDs: Walter Reyes, Syracuse, 2003 (5)
 Rushed for four or more TDs: Walter Reyes, Syracuse, 2003 (5)
 Rushed for three or more TDs: Keenan Reynolds, Navy, 2013 (3)
 Rushed for two or more TDs: Leonard Fournette, LSU (Music City Bowl), 2014 (2)
 Had a run of 80 yards or more: Leonard Fournette, LSU (Music City Bowl), 2014 (89)
 Had a run of 70-79 yards: Walter Reyes, Syracuse, 2003 (71)
 Had a run of 60-69 yards: Javon Ringer, Michigan State, 2008 (63)
 Had a run of 50-59 yards: Noah Copeland, Navy, 2014 (54)

Passing

Passed for 500 or more yards: Never
 Passed for 400-499 yards: Matt Leinart, USC, 2004 (400)
 Passed for 300-399 yards: Cody Kessler, USC, 2014 (372)
 Attempted 60 or more passes: Andy Kelly, Tennessee, 1990 (60)
 Attempted 50-59 passes: Landry Jones, Oklahoma, 2012 (51)
 Attempted 40-49 passes: Cody Kessler, USC, 2014 (40)
 Completed 30 or more passes: Cody Kessler, USC, 2014 (32)
 Completed 20-29 passes: Jameis Winston, Florida State, 2014 (23)
 Threw six or more TDs: Cody Kessler, USC, 2014 (6)
 Threw five TDs: Matt Leinart, USC, 2004 (5)
 Threw four TDs: Devin Gardner, Michigan, 2013 (4)
 Threw three TDs: Taylor Kelly, Arizona State, 2014 (3)
 Completed a pass of 90 yards or more: Kyle Orton, Purdue, 2004 (97)
 Completed a pass of 80-89 yards: Curtis Painter, Purdue, 2006 (88)
 Completed a pass of 70-79 yards: Anthony Jennings, LSU (Music City Bowl), 2014 (75)
 Completed a pass of 60-69 yards: Trevor Siemian, Northwestern, 2014 (60)
 Completed a pass of 50-59 yards: Kai DeLa Cruz, Louisville, 2014 (52)

Receiving

Caught 15 or more passes: Jalen Saunders, Oklahoma, 2012 (15)
 Caught 10-14 passes: Nelson Agholor, USC, 2014 (12)
 Caught seven to nine passes: Rashaad Greene, Florida State, 2014 (8)
 Had 200 or more yards receiving: Selwyn Lymon, Purdue, 2006 (238)
 Had 150-199 yards receiving: Jeremy Gallon, Michigan, 2013 (184)
 Had 100-149 yards receiving: Nelson Agholor, USC, 2014 (120)
 Caught three or more TD passes: Jeremy Gallon, Michigan, 2013 (3)
 Caught two TD passes: George Farmer, USC, 2014 (2)

Scoring

Accounted for six or more touchdowns: Cody Kessler, USC, 2014 (6 passing, 0 rushing)
 Accounted for five touchdowns: Devin Gardner, Michigan, 2013 (4 passing, 1 rushing)
 Accounted for four touchdowns: Keenan Reynolds, Navy, 2013 (3 rushing, 1 passing)
 Accounted for three touchdowns: Reggie Bonnafon, Louisville, 2014 (2 rushing, 1 passing)

Defense

Intercepted three or more passes: Rod Johnson, North Carolina State, 2003 (3)
 Intercepted two passes: Wayne Lyons, Stanford, 2013 (2)
 Recorded three or more sacks: J.R. Tavai, USC, 2014 (3.5)
 Recorded two sacks: Chase Thomas, Stanford, 2011 (2.0)

Special Teams

Kicked four or more field goals: Jack Mitchell, Northwestern, 2014 (4)
 Kicked a field goal 50 or more yards: Matt Payne, BYU, 2004 (53)
 Kicked a punt of 65 or more yards: Jared Armstrong, Purdue, 2006 (69)
 Totaled 100 or more kick return yards: Leonard Fournette, LSU (Music City Bowl), 2014 (121)

2015 Notre Dame Football
 Notre Dame Overall Team Statistics (as of Sep 08, 2015)
 All games

Team Statistics	ND	OPP
SCORING	38	3
Points Per Game	38.0	3.0
Points Off Turnovers	0	0
FIRST DOWNS	30	8
Rushing	14	2
Passing	14	5
Penalty	2	1
RUSHING YARDAGE	214	60
Yards gained rushing	258	97
Yards lost rushing	44	37
Rushing Attempts	52	29
Average Per Rush	4.1	2.1
Average Per Game	214.0	60.0
TDs Rushing	2	0
PASSING YARDAGE	313	103
Comp-Att-Int	19-23-0	8-23-0
Average Per Pass	13.6	4.5
Average Per Catch	16.5	12.9
Average Per Game	313.0	103.0
TDs Passing	3	0
TOTAL OFFENSE	527	163
Total Plays	75	52
Average Per Play	7.0	3.1
Average Per Game	527.0	163.0
KICK RETURNS: #-Yards	1-10	6-125
PUNT RETURNS: #-Yards	3--1	2-3
INT RETURNS: #-Yards	0-0	0-0
KICK RETURN AVERAGE	10.0	20.8
PUNT RETURN AVERAGE	-0.3	1.5
INT RETURN AVERAGE	0.0	0.0
FUMBLES-LOST	2-0	0-0
PENALTIES-Yards	6-39	4-50
Average Per Game	39.0	50.0
PUNTS-Yards	4-165	10-423
Average Per Punt	41.2	42.3
Net punt average	35.5	42.4
KICKOFFS-Yards	7-426	2-130
Average Per Kick	60.9	65.0
Net kick average	43.0	47.5
TIME OF POSSESSION/Game	39:10	20:50
3RD-DOWN Conversions	8/14	2/13
3rd-Down Pct	57%	15%
4TH-DOWN Conversions	0/0	0/0
4th-Down Pct	0%	0%
SACKS BY-Yards	4-31	1-12
MISC YARDS	0	0
TOUCHDOWNS SCORED	5	0
FIELD GOALS-ATTEMPTS	1-2	1-2
ON-SIDE KICKS	0-0	0-0
RED-ZONE SCORES	(4-5) 80%	(0-0) 0%
RED-ZONE TOUCHDOWNS	(3-5) 60%	(0-0) 0%
PAT-ATTEMPTS	(5-5) 100%	(0-0) 0%
ATTENDANCE	80795	0
Games/Avg Per Game	1/80795	0/0
Neutral Site Games		0/0

Score by Quarters	1st	2nd	3rd	4th	OT	Total
Notre Dame	14	3	14	7	0	38
Opponents	0	0	3	0	0	3

2015 Notre Dame Football
Notre Dame Overall Individual Statistics (as of Sep 08, 2015)
All games

Rushing	gp	att	gain	loss	net	avg	td	lg	avg/g
PROSISE, C.J.	1	20	111	13	98	4.9	0	21	98.0
ADAMS, Josh	1	5	52	3	49	9.8	2	25	49.0
WILLIAMS, Dexter	1	7	24	0	24	3.4	0	8	24.0
FOLSTON, Tarean	1	3	19	0	19	6.3	0	15	19.0
ZAIRE, Malik	1	9	39	23	16	1.8	0	14	16.0
KIZER, DeShone	1	2	10	0	10	5.0	0	9	10.0
HUNTER JR, Torii	1	1	2	0	2	2.0	0	2	2.0
ANDERSON, Josh	1	2	1	1	0	0.0	0	1	0.0
CARLISLE, Amir	1	1	0	1	-1	-1.0	0	0	-1.0
TM	1	2	0	3	-3	-1.5	0	0	-3.0
Total	1	52	258	44	214	4.1	2	25	214.0
Opponents	1	29	97	37	60	2.1	0	11	60.0

Passing	gp	effic	comp-att-int	pct	yds	td	lg	avg/g
ZAIRE, Malik	1	250.87	19-22-0	86.4	313	3	66	313.0
KIZER, DeShone	1	0.00	0-1-0	0.0	0	0	0	0.0
Total	1	239.97	19-23-0	82.6	313	3	66	313.0
Opponents	1	72.40	8-23-0	34.8	103	0	48	103.0

Receiving	gp	no.	yds	avg	td	lg	avg/g
FULLER, Will	1	7	142	20.3	2	66	142.0
CARLISLE, Amir	1	3	55	18.3	0	25	55.0
BROWN, Chris	1	3	38	12.7	1	17	38.0
ROBINSON, Corey	1	2	35	17.5	0	20	35.0
HUNTER JR, Torii	1	2	31	15.5	0	20	31.0
SMYTHE, Durham	1	1	6	6.0	0	6	6.0
PROSISE, C.J.	1	1	6	6.0	0	6	6.0
Total	1	19	313	16.5	3	66	313.0
Opponents	1	8	103	12.9	0	48	103.0

Punt Returns	no.	yds	avg	td	lg
SANDERS, C.J.	3	-1	-0.3	0	5
Total	3	-1	-0.3	0	5
Opponents	2	3	1.5	0	3

Interceptions	no.	yds	avg	td	lg
Total	0	0	0.0	0	0
Opponents	0	0	0.0	0	0

Kick Returns	no.	yds	avg	td	lg
CARLISLE, Amir	1	10	10.0	0	10
Total	1	10	10.0	0	10
Opponents	6	125	20.8	0	24

Fumble Returns	no.	yds	avg	td	lg
Total	0	0	0.0	0	0
Opponents	0	0	0.0	0	0

2015 Notre Dame Football
Notre Dame Overall Individual Statistics (as of Sep 08, 2015)
All games

Scoring	td	fg	PAT				dxp	saf	pts
			kick	rush	rcv	pass			
ADAMS, Josh	2	-	-	-	-	-	-	-	12
FULLER, Will	2	-	-	-	-	-	-	-	12
YOON, Justin	-	1-2	5-5	-	-	-	-	-	8
BROWN, Chris	1	-	-	-	-	-	-	-	6
Total	5	1-2	5-5	-	-	-	-	-	38
Opponents	-	1-2	-	-	-	-	-	-	3

Total Offense	g	plays	rush	pass	total	avg/g
ZAIRE, Malik	1	31	16	313	329	329.0
PROSISE, C.J.	1	20	98	0	98	98.0
ADAMS, Josh	1	5	49	0	49	49.0
WILLIAMS, Dexter	1	7	24	0	24	24.0
FOLSTON, Tarean	1	3	19	0	19	19.0
KIZER, DeShone	1	3	10	0	10	10.0
HUNTER JR, Torii	1	1	2	0	2	2.0
CARLISLE, Amir	1	1	-1	0	-1	-1.0
TM	1	2	-3	0	-3	-3.0
Total	1	75	214	313	527	527.0
Opponents	1	52	60	103	163	163.0

Field Goals	fg	pct.	01-19	20-29	30-39	40-49	50-99	lg	blk
YOON, Justin	1-2	50.0	0-0	0-0	1-1	0-1	0-0	38	0

FG Sequence	Notre Dame	Opponents
Texas	(38),45	52,(41)

Numbers in (parentheses) indicate field goal was made.

Punting	no.	yds	avg	lg	tb	fc	i20	50+	blk
NEWSOME, Tyler	4	165	41.2	50	1	1	3	1	0
Total	4	165	41.2	50	1	1	3	1	0
Opponents	10	423	42.3	56	0	3	2	3	0

Kickoffs	no.	yds	avg	tb	ob	retn	net	ydln
NEWSOME, Tyler	7	426	60.9	0	1			
Total	7	426	60.9	0	1	20.8	43.0	22
Opponents	2	130	65.0	1	0	10.0	47.5	17

2015 Notre Dame Football
 Notre Dame Overall Individual Statistics (as of Sep 08, 2015)
 All games

All Purpose	g	rush	rcv	pr	kr	ir	total	avg/g
FULLER, Will	1	0	142	0	0	0	142	142.0
PROSISE, C.J.	1	98	6	0	0	0	104	104.0
CARLISLE, Amir	1	-1	55	0	10	0	64	64.0
ADAMS, Josh	1	49	0	0	0	0	49	49.0
BROWN, Chris	1	0	38	0	0	0	38	38.0
ROBINSON, Cor	1	0	35	0	0	0	35	35.0
HUNTER JR,Tor	1	2	31	0	0	0	33	33.0
WILLIAMS,Dext	1	24	0	0	0	0	24	24.0
FOLSTON, Tare	1	19	0	0	0	0	19	19.0
ZAIRE, Malik	1	16	0	0	0	0	16	16.0
KIZER, DeShon	1	10	0	0	0	0	10	10.0
SMYTHE, Durha	1	0	6	0	0	0	6	6.0
SANDERS, C.J.	1	0	0	-1	0	0	-1	-1.0
TM	1	-3	0	0	0	0	-3	-3.0
Total	1	214	313	-1	10	0	536	536.0
Opponents	1	60	103	3	125	0	291	291.0

2015 Notre Dame Football
 Notre Dame Overall Defensive Statistics (as of Sep 08, 2015)
 All games

##	Defensive Leaders	gp	Tackles				Sacks no-yds	Pass defense			Fumbles		blkd	
			ua	a	tot	tfl/yds		int-yds	brup	qbh	rcv-yds	ff	kick	saf
9	SMITH, Jaylon	1	6	1	7	1-8	1-8	.	.	1
38	SCHMIDT, Joe	1	3	3	6	1-0
22	SHUMATE, Elijah	1	3	1	4	1-3
41	FARLEY, Matthias	1	1	2	3
17	ONWUALU, James	1	.	3	3
75	CAGE, Daniel	1	.	3	3
10	REDFIELD, Max	1	1	2	3
6	RUSSELL, K.	1	2	1	3	1-3
45	OKWARA, Romeo	1	1	2	3	1-11	1-11
98	TRUMBETTI, A.	1	.	2	2	1-2	.	.	.	1
23	TRANQUILL, Drue	1	1	1	2	.	.	.	1
24	COLEMAN, Nick	1	1	1	2
90	ROCHELL, Isaac	1	.	2	2	1-1
44	RANDOLPH, Doug	1	2	.	2
4	CONEY, Te'von	1	1	1	2
36	LUKE, Cole	1	.	1	1	.	.	.	1
5	MORGAN, Nyles	1	1	.	1
55	BONNER, J.	1	.	1	1	1
59	GRACE, Jarrett	1	1	.	1
21	WATKINS, Nick	1	.	1	1
91	DAY, Sheldon	1	1	.	1	1-8	1-8	.	.	4
12	BUTLER, Devin	1	.	1	1
9A	SANDERS, C.J.	1	.	1	1
99	TILLERY, Jerry	1	1	.	1	1-4	1-4
48	MARTINI, Greer	1	1
Total		1	26	30	56	9-40	4-31	.	2	8
Opponents		1	41	36	77	10-39	1-12	.	.	2	.	1	.	.

2015 Notre Dame Football
Notre Dame Team Game-by-Game (as of Sep 08, 2015)
All games

TEAM STATISTICS

Date	Opponent	Rushing				Receiving				Passing				Kick Returns				Punt Returns				tot off
		no.	yds	td	lg	no.	yds	td	lg	cmp-att-int	yds	td	lg	no.	yds	td	lg	no.	yds	td	lg	
Sep 05	TEXAS	52	214	2	25	19	313	3	66	19-23-0	313	3	66	1	10	0	10	3	-1	0	5	527
Opponents		29	60	0	11	8	103	0	48	8-23-0	103	0	48	6	125	0	24	2	3	0	3	163

Games: 1 • Avg/rush: 4.1 • Avg/catch: 16.5 • Pass effic: 239.97 • KR avg: 10.0 • PR avg: -0.3 • All purpose avg/game: 536.0 • Total offense avg/gm: 527.0

		Tackles				Sacks	Fumble		Pass Defense			blkd	PAT Attempts			off		
Date	Opponent	ua	a	total	tfl-yds	no-yds	ff	fr-yds	int-yds	qbh	brup	kick	kick	rush	rcv	saf	t/o	pts
Sep 05	TEXAS	26	30	56	9-40	4-31	0	0-0	0-0	8	2	0	5-5	0	0	0	0	38
		26	30	56	9-40	4-31	0	0-0	0-0	8	2	0	5-5	0	0	0	0	38
Opponents		41	36	77	10-39	1-12	1	0-0	0-0	2	0	0	0-0	0	0	0	0	3

		Punting									Field Goals			Kickoffs				
Date	Opponent	no.	yds	avg	long	blkd	tb	fc	50+	i20	md-att	long	blkd	no.	yds	avg	tb	ob
Sep 05	TEXAS	4	165	41.2	50	0	1	1	1	3	1-2	38	0	7	426	60.9	0	1
		4	165	41.2	50	0	1	1	1	3	1-2	38	0	7	426	60.9	0	1
Opponents		10	423	42.3	56	0	0	3	3	2	1-2	41	0	2	130	65.0	1	0

2015 Notre Dame Football
Notre Dame Opponent Game-by-Game (as of Sep 08, 2015)
All games

OPPONENT STATISTICS

Date	Opponent	Rushing				Receiving				Passing				Kick Returns				Punt Returns				tot off
		no.	yds	td	lg	no.	yds	td	lg	cmp-att-int	yds	td	lg	no.	yds	td	lg	no.	yds	td	lg	
Sep 05	TEXAS	29	60	0	11	8	103	0	48	8-23-0	103	0	48	6	125	0	24	2	3	0	3	163
		29	60	0	11	8	103	0	48	8-23-0	103	0	48	6	125	0	24	2	3	0	3	163
Notre Dame		52	214	2	25	19	313	3	66	19-23-0	313	3	66	1	10	0	10	3	-1	0	5	527

Games: 1 • Avg/rush: 2.1 • Avg/catch: 12.9 • Pass effic: 72.40 • KR avg: 20.8 • PR avg: 1.5 • All purpose avg/game: 291.0 • Total offense avg/gm: 163.0

		Tackles				Sacks	Fumble		Pass Defense			blkd	PAT Attempts			off		
Date	Opponent	ua	a	total	tfl-yds	no-yds	ff	fr-yds	int-yds	qbh	brup	kick	kick	rush	rcv	saf	t/o	pts
Sep 05	TEXAS	41	36	77	10-39	1-12	1	0-0	0-0	2	0	0	0-0	0	0	0	0	3
		41	36	77	10-39	1-12	1	0-0	0-0	2	0	0	0-0	0	0	0	0	3
Notre Dame		26	30	56	9-40	4-31	0	0-0	0-0	8	2	0	5-5	0	0	0	0	38

		Punting									Field Goals			Kickoffs				
Date	Opponent	no.	yds	avg	long	blkd	tb	fc	50+	i20	md-att	long	blkd	no.	yds	avg	tb	ob
Sep 05	TEXAS	10	423	42.3	56	0	0	3	3	2	1-2	41	0	2	130	65.0	1	0
		10	423	42.3	56	0	0	3	3	2	1-2	41	0	2	130	65.0	1	0
Notre Dame		4	165	41.2	50	0	1	1	1	3	1-2	38	0	7	426	60.9	0	1

2015 Notre Dame Football
Notre Dame Game Superlatives (as of Sep 08, 2015)
All games

INDIVIDUAL GAME HIGHS

Rushes	20	PROSISE, C.J. vs Texas (Sep 05, 2015)
Yards Rushing	98	PROSISE, C.J. vs Texas (Sep 05, 2015)
TD Rushes	2	ADAMS, Josh vs Texas (Sep 05, 2015)
Long Rush	25	ADAMS, Josh vs Texas (Sep 05, 2015)
Pass attempts	22	ZAIRE, Malik vs Texas (Sep 05, 2015)
Pass completions	19	ZAIRE, Malik vs Texas (Sep 05, 2015)
Yards Passing	313	ZAIRE, Malik vs Texas (Sep 05, 2015)
TD Passes	3	ZAIRE, Malik vs Texas (Sep 05, 2015)
Long Pass	66	ZAIRE, Malik vs Texas (Sep 05, 2015)
Receptions	7	FULLER, Will vs Texas (Sep 05, 2015)
Yards Receiving	142	FULLER, Will vs Texas (Sep 05, 2015)
TD Receptions	2	FULLER, Will vs Texas (Sep 05, 2015)
Long Reception	66	FULLER, Will vs Texas (Sep 05, 2015)
Field Goals	1	YOON, Justin vs Texas (Sep 05, 2015)
Long Field Goal	38	YOON, Justin vs Texas (Sep 05, 2015)
Punts	4	NEWSOME, Tyler vs Texas (Sep 05, 2015)
Punting Avg	41.2	NEWSOME, Tyler vs Texas (Sep 05, 2015)
Long Punt	50	NEWSOME, Tyler vs Texas (Sep 05, 2015)
Punts inside 20	3	NEWSOME, Tyler vs Texas (Sep 05, 2015)
Long Punt Return	5	SANDERS, C.J. vs Texas (Sep 05, 2015)
Long Kickoff Return	10	CARLISLE, Amir vs Texas (Sep 05, 2015)
Tackles	7	SMITH, Jaylon vs Texas (Sep 05, 2015)
Sacks	1.0	SMITH, Jaylon vs Texas (Sep 05, 2015)
	1.0	OKWARA, Romeo vs Texas (Sep 05, 2015)
	1.0	DAY, Sheldon vs Texas (Sep 05, 2015)
	1.0	TILLERY, Jerry vs Texas (Sep 05, 2015)
Tackles For Loss	1.0	RUSSELL, K. vs Texas (Sep 05, 2015)
	1.0	SMITH, Jaylon vs Texas (Sep 05, 2015)
	1.0	SHUMATE, Elijah vs Texas (Sep 05, 2015)
	1.0	SCHMIDT, Joe vs Texas (Sep 05, 2015)
	1.0	OKWARA, Romeo vs Texas (Sep 05, 2015)
	1.0	ROCHELL, Isaac vs Texas (Sep 05, 2015)
	1.0	DAY, Sheldon vs Texas (Sep 05, 2015)
	1.0	TRUMBETTI, A. vs Texas (Sep 05, 2015)
	1.0	TILLERY, Jerry vs Texas (Sep 05, 2015)

2015 Notre Dame Football
 Notre Dame Game Superlatives (as of Sep 08, 2015)
 All games

TEAM GAME HIGHS

Rushes	52	vs Texas (Sep 05, 2015)
Yards Rushing	214	vs Texas (Sep 05, 2015)
Yards Per Rush	4.1	vs Texas (Sep 05, 2015)
TD Rushes	2	vs Texas (Sep 05, 2015)
Pass attempts	23	vs Texas (Sep 05, 2015)
Pass completions	19	vs Texas (Sep 05, 2015)
Yards Passing	313	vs Texas (Sep 05, 2015)
Yards Per Pass	13.6	vs Texas (Sep 05, 2015)
TD Passes	3	vs Texas (Sep 05, 2015)
Total Plays	75	vs Texas (Sep 05, 2015)
Total Offense	527	vs Texas (Sep 05, 2015)
Yards Per Play	7.0	vs Texas (Sep 05, 2015)
Points	38	vs Texas (Sep 05, 2015)
Sacks By	4	vs Texas (Sep 05, 2015)
First Downs	30	vs Texas (Sep 05, 2015)
Penalties	6	vs Texas (Sep 05, 2015)
Penalty Yards	39	vs Texas (Sep 05, 2015)
Punts	4	vs Texas (Sep 05, 2015)
Punting Avg	41.2	vs Texas (Sep 05, 2015)
Long Punt	50	vs Texas (Sep 05, 2015)
Punts inside 20	3	vs Texas (Sep 05, 2015)
Long Punt Return	5	vs Texas (Sep 05, 2015)

2015 Notre Dame Football
 Notre Dame Game Superlatives (as of Sep 08, 2015)
 All games

OPPONENT INDIVIDUAL GAME HIGHS

Rushes	10	Swoopes, Tyrone, vs Texas (Sep 05, 2015)
Yards Rushing	40	Gray, Johnathan, vs Texas (Sep 05, 2015)
Long Rush	11	Gray, Johnathan, vs Texas (Sep 05, 2015)
Pass attempts	22	Swoopes, Tyrone, vs Texas (Sep 05, 2015)
Pass completions	7	Swoopes, Tyrone, vs Texas (Sep 05, 2015)
Yards Passing	93	Swoopes, Tyrone, vs Texas (Sep 05, 2015)
Long Pass	48	Swoopes, Tyrone, vs Texas (Sep 05, 2015)
Receptions	6	Johnson, Daje, vs Texas (Sep 05, 2015)
Yards Receiving	48	Burt, John, vs Texas (Sep 05, 2015)
Long Reception	48	Burt, John, vs Texas (Sep 05, 2015)
Field Goals	1	Rose, Nick, vs Texas (Sep 05, 2015)
Long Field Goal	41	Rose, Nick, vs Texas (Sep 05, 2015)
Punts	10	Dickson, Michae, vs Texas (Sep 05, 2015)
Punting Avg	42.3	Dickson, Michae, vs Texas (Sep 05, 2015)
Long Punt	56	Dickson, Michae, vs Texas (Sep 05, 2015)
Punts inside 20	2	Dickson, Michae, vs Texas (Sep 05, 2015)
Long Punt Return	3	Johnson, Daje, vs Texas (Sep 05, 2015)
Long Kickoff Return	24	Johnson, Daje, vs Texas (Sep 05, 2015)
	24	Thomas, Duke, vs Texas (Sep 05, 2015)
Tackles	10	Jinkens, Peter, vs Texas (Sep 05, 2015)
Sacks	1.0	Jinkens, Peter, vs Texas (Sep 05, 2015)
Tackles For Loss	3.0	Jefferson, Mali, vs Texas (Sep 05, 2015)

2015 Notre Dame Football
 Notre Dame Game Superlatives (as of Sep 08, 2015)
 All games

OPPONENT TEAM GAME HIGHS

Rushes	29	vs Texas (Sep 05, 2015)
Yards Rushing	60	vs Texas (Sep 05, 2015)
Yards Per Rush	2.1	vs Texas (Sep 05, 2015)
Pass attempts	23	vs Texas (Sep 05, 2015)
Pass completions	8	vs Texas (Sep 05, 2015)
Yards Passing	103	vs Texas (Sep 05, 2015)
Yards Per Pass	4.5	vs Texas (Sep 05, 2015)
Total Plays	52	vs Texas (Sep 05, 2015)
Total Offense	163	vs Texas (Sep 05, 2015)
Yards Per Play	3.1	vs Texas (Sep 05, 2015)
Points	3	vs Texas (Sep 05, 2015)
Sacks By	1	vs Texas (Sep 05, 2015)
First Downs	8	vs Texas (Sep 05, 2015)
Penalties	4	vs Texas (Sep 05, 2015)
Penalty Yards	50	vs Texas (Sep 05, 2015)
Punts	10	vs Texas (Sep 05, 2015)
Punting Avg	42.3	vs Texas (Sep 05, 2015)
Long Punt	56	vs Texas (Sep 05, 2015)
Punts inside 20	2	vs Texas (Sep 05, 2015)
Long Punt Return	3	vs Texas (Sep 05, 2015)

				Times In RZ	Times Scored	Total Pts	TDs	Rush TDs	Pass TDs	FGs Made	Failed to score inside RZ					
Date	Opponent	Score									FGA	Down	Int	Fumb	Half	Game
Sep 05, 2015	TEXAS	W 38-3		0	0	0	0	0	0	0	0	0	0	0	0	0
Totals				0	0	0	0	0	0	0	0	0	0	0	0	0
0 of 0 (0.0%)																

2015 Notre Dame Football
Notre Dame By-Quarter Statistics (as of Sep 08, 2015)
All games

3rd-Down Conversions

Date	Opponent	Score	Overall	1st Qtr	2nd Qtr	3rd Qtr	4th Qtr	Overtime
Sep 05, 2015	TEXAS	W 38-3	8-14 57.1	2-3 66.7	1-4 25.0	1-2 50.0	4-5 80.0	
	Notre Dame		8-14 57.1	2-3 66.7	1-4 25.0	1-2 50.0	4-5 80.0	0-0 0.0
	Opponents		2-13 15.4	0-2 0.0	1-5 20.0	0-3 0.0	1-3 33.3	0-0 0.0

4th-Down Conversions

Date	Opponent	Score	Overall	1st Qtr	2nd Qtr	3rd Qtr	4th Qtr	Overtime
Sep 05, 2015	TEXAS	W 38-3	0-0 0.0	0-0 0.0	0-0 0.0	0-0 0.0	0-0 0.0	
	Notre Dame		0-0 0.0	0-0 0.0	0-0 0.0	0-0 0.0	0-0 0.0	0-0 0.0
	Opponents		0-0 0.0	0-0 0.0	0-0 0.0	0-0 0.0	0-0 0.0	0-0 0.0

Time of Possession

Date	Opponent	Score	Overall	1st Qtr	2nd Qtr	3rd Qtr	4th Qtr	Overtime
Sep 05, 2015	TEXAS	W 38-3	39:10	11:09	7:33	8:54	11:34	
	Notre Dame	Total	39:10	11:09	7:33	8:54	11:34	0:00
		Avg.	39:10	11:09	7:33	8:54	11:34	0:00
	Opponents	Total	20:50	3:51	7:27	6:06	3:26	0:00
		Avg.	20:50	3:51	7:27	6:06	3:26	0:00

2015 Notre Dame Football
 Notre Dame Games Played (as of Sep 08, 2015)
 All games

##	PLAYER	GP-GS	UT
86	ST. BROWN. E.	1/-	XXX
33	ADAMS, Josh	1/-	XXX
46	ANDERSON, Josh	1/-	XXX
29	BARATTI, Nicky	1/-	XXX
71	BARS, Alex	1/-	XXX
70	BIVIN, Hunter	1/-	XXX
55	BONNER, J.	1/-	XXX
2	BROWN, Chris	1/1	START
12	BUTLER, Devin	1/-	XXX
75	CAGE, Daniel	1/1	START
3	CARLISLE, Amir	1/-	XXX
24	COLEMAN, Nick	1/-	XXX
4	CONEY, Te'von	1/-	XXX
61	DALY, Scott	1/-	XXX
91	DAY, Sheldon	1/1	START
79	ELMER, Steve	1/1	START
41	FARLEY,Matthias	1/-	XXX
28	FERTITTA, Nicco	1/-	XXX
25	FOLSTON, Tarean	1/1	START
7	FULLER, Will	1/1	START
59	GRACE, Jarrett	1/-	XXX
7A	HARRELL, Mark	1/-	XXX
18	HOUNSHELL, C.	1/-	XXX
16	HUNTER JR,Torii	1/1	START
1A	JONES, Alize	1/-	XXX
14	KIZER, DeShone	1/-	XXX
13	LUATUA, Tyler	1/-	XXX
36	LUKE, Cole	1/1	START
72	MARTIN, Nick	1/1	START
48	MARTINI, Greer	1/-	XXX
68	McGLINCHEY,Mike	1/1	START
62	McGOVERN, Colin	1/-	XXX
60	MONTELUS, John	1/-	XXX
5	MORGAN, Nyles	1/-	XXX
53	MUSTIPHER, Sam	1/-	XXX
56	NELSON, Quenton	1/1	START
85	NEWSOME, Tyler	1/-	XXX
45	OKWARA, Romeo	1/1	START
17	ONWUALU, James	1/1	START
32	OSSELLO, Nick	1/-	XXX
20	PROSISE, C.J.	1/-	XXX
44	RANDOLPH, Doug	1/-	XXX
10	REDFIELD, Max	1/1	START
88	ROBINSON, Corey	1/-	XXX
90	ROCHELL, Isaac	1/1	START
6	RUSSELL, K.	1/1	START
9A	SANDERS, C.J.	1/-	XXX

2015 Notre Dame Football
Notre Dame Games Played (as of Sep 08, 2015)
All games

##	PLAYER	GP-GS	UT
38	SCHMIDT, Joe	1/1	START
8A	SEBASTIAN, A.	1/-	XXX
22	SHUMATE, Elijah	1/1	START
9	SMITH, Jaylon	1/1	START
80	SMYTHE, Durham	1/1	START
78	STANLEY, Ronnie	1/1	START
99	TILLERY, Jerry	1/-	XXX
23	TRANQUILL, Drue	1/-	XXX
98	TRUMBETTI, A.	1/-	XXX
21	WATKINS, Nick	1/-	XXX
82	WEISHAR, Nic	1/-	XXX
34	WILLIAMS, Dexter	1/-	XXX
19	YOON, Justin	1/-	XXX
8	ZAIRE, Malik	1/1	START

2015 Notre Dame Football
 Notre Dame Total Tackles Game-by-Game (as of Sep 08, 2015)
 All games

Total Tackles	UA-A	Total	UT
SMITH, Jaylon LB	6-1	7	6-1
SCHMIDT, Joe LB	3-3	6	3-3
SHUMATE, Elijah DB	3-1	4	3-1
FARLEY, Matthias DB	1-2	3	1-2
CAGE, Daniel DL	0-3	3	0-3
REDFIELD, Max DB	1-2	3	1-2
RUSSELL, K. CB	2-1	3	2-1
ONWUALU, James LB	0-3	3	0-3
OKWARA, Romeo DL	1-2	3	1-2
RANDOLPH, Doug DL	2-0	2	2-0
CONEY, Te'von LB	1-1	2	1-1
ROCHELL, Isaac DL	0-2	2	0-2
TRUMBETTI, A.	0-2	2	0-2
TRANQUILL, Drue DB	1-1	2	1-1
COLEMAN, Nick DB	1-1	2	1-1
BONNER, J. DL	0-1	1	0-1
MORGAN, Nyles LB	1-0	1	1-0
WATKINS, Nick DB	0-1	1	0-1
GRACE, Jarrett LB	1-0	1	1-0
DAY, Sheldon DL	1-0	1	1-0
SANDERS, C.J.	0-1	1	0-1
LUKE, Cole DB	0-1	1	0-1
BUTLER, Devin DB	0-1	1	0-1
TILLERY, Jerry	1-0	1	1-0

2015 Notre Dame Football
 Notre Dame Passing Game-by-Game (as of Sep 08, 2015)
 All games

#8 ZAIRE, Malik	Comp	Att	Int	Pct	Yards	TD	Long	Sacked	Effic
Texas	19	22	0	86.4	313	3	66	1-12	250.87
TOTALS	19	22	0	86.4	313	3	66	1-12	250.87

#14 KIZER, DeShone	Comp	Att	Int	Pct	Yards	TD	Long	Sacked	Effic
Texas	0	1	0	0.0	0	0	0	0-0	0.00
TOTALS	0	1	0	0.0	0	0	0	0-0	0.00

2015 Notre Dame Football
 Notre Dame Rushing/Receiving Game-by-Game (as of Sep 08, 2015)
 All games

RUSHING	No-Yds/TD	UT
PROSISE, C.J. RB	20-98/0	20-98/0
ADAMS, Josh RB	5-49/2	5-49/2
WILLIAMS,Dexter RB	7-24/0	7-24/0
FOLSTON, Tarean RB	3-19/0	3-19/0
ZAIRE, Malik QB	9-16/0	9-16/0
KIZER, DeShone QB	2-10/0	2-10/0
HUNTER JR,Torii WR	1-2/0	1-2/0
ANDERSON, Josh RB	2-0/0	2-0/0
CARLISLE, Amir WR	1--1/0	1--1/0
TM	2--3/0	2--3/0

RECEIVING	No-Yds/TD	UT
FULLER, Will WR	7-142/2	7-142/2
CARLISLE, Amir WR	3-55/0	3-55/0
BROWN, Chris WR	3-38/1	3-38/1
ROBINSON, Corey WR	2-35/0	2-35/0
HUNTER JR,Torii WR	2-31/0	2-31/0
SMYTHE, Durham TE	1-6/0	1-6/0
PROSISE, C.J. RB	1-6/0	1-6/0

2015 Notre Dame Football
Notre Dame Return Stats Game-by-Game (as of Sep 08, 2015)
All games

PUNT RETURNS	No-Yds	UT
SANDERS, C.J.	3--1	3--1

KICK RETURNS	No-Yds	UT
CARLISLE, Amir	1-10	1-10

INT. RETURNS	No-Yds	UT
--------------	--------	----

FUMBLE RETURNS	No-Yds	UT
----------------	--------	----

2015 Notre Dame Football
 Notre Dame Sacks Game-by-Game (as of Sep 08, 2015)
 All games

SACKS	UA-A	Total	UT
SMITH, Jaylon LB	1-0	1	1-8
TILLERY, Jerry	1-0	1	1-4
DAY, Sheldon DL	1-0	1	1-8
OKWARA, Romeo DL	1-0	1	1-11

2015 Notre Dame Football
 Notre Dame Tackle For Loss Game-by-Game (as of Sep 08, 2015)
 All games

TACKLES FOR LOSS	UA-A	Total	UT
SCHMIDT, Joe LB	0-1	1	1-0
TRUMBETTI, A.	0-1	1	1-2
DAY, Sheldon DL	1-0	1	1-8
ROCHELL, Isaac DL	0-1	1	1-1
SHUMATE, Elijah DB	1-0	1	1-3
SMITH, Jaylon LB	1-0	1	1-8
OKWARA, Romeo DL	1-0	1	1-11
TILLERY, Jerry	1-0	1	1-4
RUSSELL, K. CB	0-1	1	1-3

2015 Notre Dame Football
Notre Dame Fumbles Game-by-Game (as of Sep 08, 2015)
All games

FUMBLES	No-Lost	UT
PROSISE, C.J. RB	1-0	1-0
SANDERS, C.J.	1-0	1-0

FUMBLES FORCED	Number	UT
----------------	--------	----

FUMBLES RECOVERED	Number	UT
-------------------	--------	----