



VIRGINIA

VIRGINIA ATHLETICS MEDIA RELATIONS
295 Massie Road, Room 154
Charlottesville, VA 22904
Men's Basketball Contact: Erich Bacher
OFFICE: (434) 982-5530 • **CELL:** (720) 318-5538
E-mail: bacher@virginia.edu
ON THE WEB: VirginiaSports.com
ON TWITTER: @UVAMensHoops, @erichjbacher

19 NCAA TOURNAMENT APPEARANCES • 2 NCAA FINAL FOUR BERTHS • 13 NIT APPEARANCES • 7 ALL-AMERICANS • 69 ALL-ACC SELECTIONS

2014-15 SCHEDULE/RESULTS - 30-4, 16-2 ACC

Date	Opponent	TV	Time/Result
Nov. 14	[9] at James Madison	None	W, 79-51
Nov. 16	[9] NORFOLK STATE ^	RSN	W, 67-39
Nov. 18	[9] SOUTH CAROLINA ST.	RSN	W, 75-55
Nov. 21	[9] G. WASHINGTON (RV)	ESPN3	W, 59-42
Nov. 25	[8] TENNESSEE STATE ^	ESPN3	W, 79-36
Nov. 28	[8] vs. La Salle ^	NBCSN	W, 64-56
Nov. 29	[8] vs. Rutgers ^	NBCSN	W, 45-26
Dec. 3	[7] at Maryland (21) %	ESPN2	W, 76-65
Dec. 6	[7] at VCU (RV)	ESPN2	W, 74-57
Dec. 18	[6] CLEVELAND STATE	ESPN2	W, 70-54
Dec. 21	[6] HARVARD	ESPN2	W, 76-27
Dec. 30	[3] DAVIDSON (RV)	ESPN2	W, 83-72
Jan. 3	[3] at Miami *	ESPN2	W, 89-80 2OT
Jan. 7	[3] NC STATE *	ESPN2	W, 61-51
Jan. 10	[3] at Notre Dame (13) *	ESPN2	W, 62-56
Jan. 13	[2] CLEMSON *	ACCN	W, 65-42
Jan. 17	[2] at Boston College *	RSN	W, 66-51
Jan. 22	[2] GEORGIA TECH *	ACCN	W, 57-28
Jan. 25	[2] at Virginia Tech *	ACCN	W, 50-47
Jan. 31	[2] DUKE (4) *	ESPN	L, 69-63
Feb. 2	[3] at North Carolina (13) *	ESPN	W, 75-64
Feb. 7	[3] LOUISVILLE (9) *	ESPN	W, 52-47
Feb. 11	[2] at NC State *	ACCN	W, 51-47
Feb. 14	[2] WAKE FOREST *	ACCN	W, 61-60
Feb. 16	[2] PITTSBURGH *	ESPN	W, 61-49
Feb. 22	[2] FLORIDA STATE *	ESPN2	W, 51-41
Feb. 25	[2] at Wake Forest *	RSN	W, 70-34
Feb. 28	[2] VIRGINIA TECH *	ACCN	W, 69-57
March 2	[2] at Syracuse *	ESPN	W, 59-47
March 7	[2] at Louisville * (16)	ESPN	L, 59-57
March 12	[3] vs. Florida State **	ESPN/ACCN	W, 58-44
March 13	[3] vs. No. Carolina (19) **	ESPN/ACCN	L, 71-67
March 20	[6] vs. Belmont &	truTV	W, 79-67
March 22	[6] vs. Michigan St. (23) &	CBS	L, 60-54

HOME GAMES IN BOLD CAPS

^ - Barclays Center Classic
 % - ACC/Big Ten Challenge
 * - ACC game,
 ** - ACC Tournament, Greensboro, N.C.;
 & - NCAA Second/Third Round, Charlotte, N.C.

2014-15 VIRGINIA BASKETBALL BY THE NUMBERS

30

• Virginia tied a school record with 30 wins in 2014-15, and posted back-to-back 30-win seasons for the first time in school history.

16

• Virginia became the first ACC school to win 16 league games in back-to-back seasons.

11

• The Cavaliers won a school-best 11 road games.

7

• Virginia captured its seventh ACC regular-season title (third outright)

2

• UVa had a pair of All-Americans (Malcolm Brogdon and Justin Anderson) in the same season for the first time since 1981 (Ralph Sampson and Jeff Lamp)



#6/8 VIRGINIA CAVALIERS (30-4, 16-2 ACC)

Head Coach: Tony Bennett (Green Bay, 1992)

Record at Virginia: 136-64 (6 seasons), Career Record: 205-97 (9 seasons), NAAs: 6-5

2014-15 TEAM ACCOMPLISHMENTS

- Virginia tied a school record with 30 wins, and posted back-to-back 30-win seasons for the first time in school history.
- Virginia clinched its second consecutive ACC regular-season title.
- Virginia earned its seventh ACC regular-season title (third outright) and its third No. 1 seed for the ACC Tournament.
- The Cavaliers ranked No. 1 nationally in scoring defense for the second straight year at 51.5 points per game.
- Virginia is the first ACC school to record 16 or more league wins in back-to-back seasons.
- The Cavaliers won a school-record 11 road contests.
- Virginia became the first ACC school besides Duke or North Carolina to earn back-to-back outright ACC regular-season titles since NC State in 1973-74.
- Virginia captured the Barclays Center Classic with wins over Norfolk State, Tennessee State, La Salle and Rutgers.
- The Cavaliers recorded their best start in school history at 28-1.
- Virginia tied a school record with seven ACC road wins.
- UVa secured its fourth straight 20-win season for the first time since 1990-93.
- UVa recorded its third straight 23-win season for the first time since 1981-83.

NCAA TOURNAMENT IN REVIEW

- Virginia earned its 19th NCAA Tournament bid and was the No. 2 seed in the East Region.
- The Cavaliers posted a 79-67 win over No. 15 seed Belmont in the NCAA Round of 64, but was eliminated after their 60-54 loss to No. 7 seed Michigan State in the Round of 32.
- Malcolm Brogdon averaged 15.5 points to lead Virginia in scoring during the two tournament games, while Anthony Gill added 13.5 ppg and Justin Anderson 11.5 ppg.
- Senior Darion Atkins averaged 10.5 rebounds to lead the Cavaliers.
- UVa shot a season-low 29.8% in its loss to Michigan State.

CAVALIERS ADVANCED TO SEMIFINALS AT ACC TOURNAMENT

- Virginia made its 62nd appearance at the ACC Tournament and advanced to the semifinals for the 22nd time.
- The Cavaliers defeated Florida State 58-44 in the quarterfinals, but lost 71-67 to North Carolina in the semifinals.
- Malcolm Brogdon tallied a career-high 25 points vs. North Carolina and averaged 17.5 points to lead Virginia in scoring during the tournament.
- Anthony Gill added 10.5 ppg and a team-high 5.5 rpg.

VIRGINIA'S FINAL STARTING LINEUP VS. MICHIGAN STATE (3/22/15)

Pos.	No.	Player (Hometown)	Yr.	Ht.	Wt.	PPG	RPG	NOTES
G	32	London Perrantes (Los Angeles, Calif.)	So.	6-2	191	6.5	2.6	Had 12 games with six or more assists
G	15	Malcolm Brogdon (Atlanta, Ga.)	R-Jr.	6-5	215	14.0	3.9	All-American Second Team & All-ACC First Team
G	1	Justin Anderson (Montross, Va.)	Jr.	6-6	228	12.3	4.0	All-ACC Second Team; Missed 8 games with injuries
F	5	Darion Atkins (Clinton, Md.)	Sr.	6-8	241	7.6	6.0	ACC Defensive Player of the Year (ACSMA)
F	13	Anthony Gill (High Point, N.C.)	R-Jr.	6-8	230	11.6	6.5	All-ACC Third Team; Averaged career highs in pts & rebs
OFF THE BENCH								
C	10	Mike Tobey (Monroe, N.Y.)	Jr.	7-0	253	6.9	5.1	ACC Sixth Man of the Year
F	11	Evan Nolte (Milton, Ga.)	Jr.	6-8	224	3.1	1.5	Started 11 games
G	4	Marial Shayok (Ottawa, Ontario)	Fr.	6-5	207	3.8	1.8	Led UVa rookies in minutes
F	21	Isaiah Wilkins (Lilburn, Ga.)	Fr.	6-7	224	1.6	2.5	Had 69 rebounds and 18 blocks in 28 games
G	0	Devon Hall (Virginia Beach, Va.)	R-Fr.	6-5	203	1.8	0.7	Had 5 steals at JMU & scored 9 points at Wake Forest

BENNETT NAMED USBWA NATIONAL COACH OF THE YEAR

- Tony Bennett earned Henry Iba National Coach of the Year honors from the U.S. Basketball Writers Association.
- The award is based on regular-season performance.
- Bennett, the Henry Iba Award winner in the 2006-07 at Washington State, is the ninth coach to earn the award more than once and the second to win it at two different schools. Roy Williams has won the award at Kansas (1990) and North Carolina (2006).

BROGDON AND ANDERSON EARN ALL-AMERICA HONORS

- Malcolm Brogdon was named a second-team All-American by the AP, NABC, U.S. Basketball Writers Association and John Wooden Award.
- Justin Anderson was named a third-team All-American by the NABC.
- Brogdon and Anderson became the first pair of Virginia teammates to earn All-America honors in the same season since Ralph Sampson and Jeff Lamp in 1981.
- Brogdon became the first Virginia player to earn AP All-America honors since Ralph Sampson in 1983.
- Brogdon and Anderson join William Strickling, Buzzy Wilkinson, Barry Parkhill, Jeff Lamp, Ralph Sampson, Sean Singletary and Mike Scott as All-Americans in UVa basketball history.

BENNETT, BROGDON AND ATKINS LEAD ALL-ACC HONOREES

- Tony Bennett was named ACC Coach of the Year by ACSMA and ACC coaches for the second consecutive season.
- Malcolm Brogdon was named to the All-ACC First Team by ACSMA and ACC coaches, and was named ACC Co-Defensive Player of the Year by the ACC coaches.
- Justin Anderson was named to the All-ACC Second Team by ACSMA and ACC coaches.
- Anthony Gill was named to the All-ACC Third Team by ACSMA and joined Brogdon on the coaches' All-ACC Defensive Team.
- Darion Atkins was named ACC Defensive Player of the Year by ACSMA and was joined by Brogdon on the All-ACC Defensive Team.
- Mike Tobey was named Sixth Man of the Year by the ACC coaches.
- London Perrantes earned All-ACC honorable mention by ACSMA.

ANDERSON DECLARES FOR 2015 NBA DRAFT

- On April 13, junior Justin Anderson declared for the 2015 NBA Draft, foregoing his senior season at Virginia.
- Anderson averaged 8.9 points and 3.5 rebounds in 98 career games.
- Anderson averaged 12.2 points and 4.0 rebounds in 26 games this season.
- Freshman B.J. Stith transferred out of the program after the season.

UVA RANKED NO. 6/8 IN FINAL NATIONAL POLLS

- UVA finished No. 6/8 in the last AP and USA Today coaches' polls.
- The Cavaliers were ranked in the top 10 for the entire season for the first time since 1982-83.
- The Cavaliers achieved their first No. 2 ranking for the first time since March 8, 1983, and were ranked No. 2 for seven different weeks.
- UVA is one of three teams (Duke and Arizona) that have been ranked in the top 10 dating back to last season.

VIRGINIA HEAD COACH TONY BENNETT

- Head coach Tony Bennett sports a 136-64 mark in six seasons at Virginia and 205-97 mark in nine seasons overall.
- Bennett was named 2015 USBWA National Coach of the Year after leading Virginia to a school-record tying 30 wins and its second consecutive ACC regular-season title.
- Bennett was also named ACC Coach of the Year, NABC District 2 Coach of the Year and USBWA District 3 Coach of the Year for the second consecutive year.
- Bennett has guided the Cavaliers to 30 wins in back-to-back seasons for the first time in school history.
- In 2013-14, he guided UVA to its first ACC regular season and tournament championship (first since 1976) in the same season for the first time in school history.
- Bennett has guided the Cavaliers to four consecutive postseason tournaments (NCAA in 2012, 2014 and 2015, and NIT in 2013).
- Bennett-coached teams are 75-3 when holding opponents to fewer than 50 points during his nine-year coaching career.
- Bennett-coached teams have led the nation in scoring defense three times (2008-09, 2013-14 & 2014-15) and finished in the top five nationally in six of nine seasons (first in 2008-09, 2013-14 & 2014-15, second in 2007-08 and 2011-12, and fifth in 2012-13).
- Bennett was one of 24 Division I head coaches in 2014-15 who played in the NBA.
- Bennett is the only active coach to have wins over the five active Hall of Fame coaches (Jim Boeheim, Larry Brown, Mike Krzyzewski, Rick Pitino, Roy Williams).
- Bennett became the 15th coach in NCAA Division I history to reach the 200 career-win mark in nine seasons or less on Feb. 22, 2015.

EMBRACE THE PACE

- Virginia averaged 65.4 points and yielded a nation-leading and school-record (modern era) 51.5 points.
- UVA shot 45.7 percent from the field and 35.2 percent from 3-point range, while limiting its opponents to 36.7 percent from the field (3rd nationally) and 30.8 percent from 3-point range.
- The Cavaliers ranked in the top five nationally in eight defensive categories: points per game (1st), points per possession (2nd), true shooting percentage (2nd), field goal percentage (3rd), effective shooting percentage (4th), possessions per 40 minutes (4th), offensive rebounding percentage (5th) and rebounds per game (5th).
- UVA ranked in the top 20 nationally in three offensive categories: defensive rebound percentage (5th), rebound percentage (9th) and assist-to-turnover ratio (20th).
- Virginia limited its opponents to 106 fast break points (3.1 per game).

THE DEFENSE NEVER RESTS

- Virginia held its opponents scoreless for five or more minutes 28 times.
- Virginia held Louisville (2/7/15) scoreless for 12:06, Tennessee State scoreless for 10:23 and Cleveland State scoreless for 10:03.
- Virginia limited its opponents without a field goal for eight or more minutes 11 times, highlighted by Harvard for 19:53 on Dec. 21.

GETTING REALLY DEFENSIVE

- UVA was responsible for three of the top five defensive performances for fewest points in a game by Power 5 conference teams.
- 26 Rutgers vs. Virginia (11/29/14)
- 28 Georgia Tech at Virginia (1/22/15)
- 33 Colorado at Wyoming (11/22/14)
- 34 Wake Forest vs. Virginia (2/25/15)
- 34 Oregon State at Arizona (1/30/15)
- Eight of the other 14 ACC teams had their lowest point total of the year vs. UVA.

ALL-TIME VS. ACC OPPONENTS

- Virginia is 492-592 all-time against ACC members (11-7 vs. Boston College, 71-52 vs. Clemson, 88-53 vs. Virginia Tech, 50-117 vs. Duke, 23-22 vs. FSU, 38-39 vs. Georgia Tech, 6-4 vs. Louisville, 7-10 vs. Miami, 53-128 vs. UNC, 62-82 vs. NC State, 8-1 vs. Notre Dame, 10-3 vs. Pitt, 3-3 vs. Syracuse and 63-70 vs. Wake Forest).

NATIONAL DEFENSIVE POINTS PER GAME RANKINGS UNDER TONY BENNETT

Year	School	Pts/Gm	Rank
2006-07	Washington State	59.5	17th
2007-08	Washington State	56.4	3rd
2008-09	Washington State	55.4	1st
2009-10	Virginia	63.6	54th
2010-11	Virginia	62.4	36th
2011-12	Virginia	54.2	2nd
2012-13	Virginia	55.6	5th
2013-14	Virginia	55.7	1st
2014-15	Virginia	51.5	1st

2014-15 UVA DEFENSIVE RANKINGS (Final)

Category	Ave.	NCAA	ACC
Points/Game	51.5	1	1
Points/Possession	.87	2	1
True Shooting %	45.4	2	1
Field Goal %	36.7	3	1
Effective Shooting %	42.3	4	1
Possessions/40 minutes	59.0	4	1
Off. Rebound %	24.3	5	1
Rebounds/Game	28.5	5	1
Assists/Game	9.1	7	1
Off. Rebounds/Game	8.2	9	1
Rebound %	45.1	9	2

2014-15 UVA OFFENSIVE RANKINGS (Final)

Category	Ave.	NCAA	ACC
Def. Rebound %	75.7	5	1
Rebound %	55.0	9	2
Assist-to-Turnover Ratio	1.36	20	5


OPPONENTS' SCORELESS DROUGHTS

Time	Opponent	Half
12:06	Louisville ¹	1st/2nd
10:23	Tennessee State	1st/2nd
10:03	Cleveland State	1st
9:24	Rutgers	2nd
7:17	Georgia Tech	1st
6:55	Harvard	1st
6:49	Clemson	1st
6:36	La Salle	1st*
6:29	Clemson	1st/2nd
6:28	Pitt	1st
6:21	NC State ¹	1st
6:21	Rutgers	2nd
6:19	Pitt	1st
6:18	NC State ¹	2nd
6:11	Boston College	2nd
6:10	Norfolk State	2nd
6:06	James Madison	2nd
5:55	Wake Forest ²	1st/2nd
5:55	Tennessee State	1st
5:51	VCU	2nd
5:46	Florida State ¹	1st
5:42	Virginia Tech ¹	2nd
5:36	South Carolina State	1st
5:21	Louisville ²	1st
5:20	Clemson	2nd
5:16	Pitt	2nd
5:10	Belmont	1st
5:05	Michigan State	1st/2nd

* - start of game

OPPONENTS' FIELD GOAL-LESS STREAKS

Time	Opponent	Half
19:53	Harvard	1st/2nd
12:06	Louisville ¹	1st/2nd
10:33	Florida State ¹	2nd
10:29	Norfolk State	1st/2nd
10:23	Tennessee State	1st/2nd
10:03	Clemson	1st
9:44	James Madison	2nd
9:24	Rutgers	2nd
9:23	Wake Forest ²	2nd
8:50	South Carolina State	1st
8:27	George Washington	2nd



**HEAD COACH
TONY BENNETT**

6TH SEASON

PERSONAL

Birthdate: June 1, 1969
Birthplace: Clintonville, Wis.

Family: wife, Laurel; daughter, Anna; son, Eli

EDUCATION

College: Green Bay, 1992

COACHING EXPERIENCE

- 1999-00 Wisconsin (staff volunteer)
- 2000-01 Wisconsin (assistant coach)
- 2003-04 Washington State (assistant coach)
- 2004-06 Washington State (associate head coach)
- 2006-09 Washington State (head coach)
- 2009- Virginia (head coach)

THE BENNETT RECORD

Year	School	Record (Conf)	Postseason
2006-07	Washington St.	26-8 (13-5)	NCAA 2nd Round
2007-08	Washington St.	26-9 (11-7)	NCAA Sweet 16
2008-09	Washington St.	17-16 (8-10)	NIT 1st Round
2009-10	Virginia	15-16 (5-11)	
2010-11	Virginia	16-15 (7-9)	
2011-12	Virginia	22-10 (9-7)	NCAA 2nd Round
2012-13	Virginia	23-12 (11-7)	NIT Quarterfinals
2013-14	Virginia	30-7 (16-2)	NCAA Sweet 16
2014-15	Virginia	30-4 (16-2)	NCAA 3rd Round
Total	9th season	205-97	
Virginia	6th season	136-64	

BENNETT VS. 2014-15 OPPONENTS

Opponent	Career	Virginia
Belmont	1-0	1-0
Boston College	5-4	5-4
Clemson	5-3	5-3
Cleveland State	2-0	2-0
Davidson	2-0	2-0
Duke	2-7	2-7
Florida State	6-5	6-5
George Washington	1-0	1-0
Georgia Tech	7-1	7-1
Harvard	1-0	1-0
James Madison	2-0	2-0
La Salle	1-0	1-0
Louisville	1-1	1-1
Maryland	7-4	7-4
Miami	4-4	4-4
Michigan State	0-2	0-2
North Carolina	4-6	4-5
NC State	8-2	8-2
Norfolk State	4-0	4-0
Notre Dame	4-0	3-0
Pitt	3-1	3-0
Rutgers	1-0	1-0
South Carolina State	2-0	2-0
Syracuse	2-0	2-0
Tennessee State	1-0	1-0
VCU	1-1	1-1
Virginia Tech	9-3	9-3
Wake Forest	4-4	4-4

NATIONAL RANKINGS

ASSOCIATED PRESS (Monday, March 16)

1	Kentucky (65)	34-0	1,625
2	Villanova	32-2	1,522
3	Wisconsin	31-3	1,460
4	Duke	29-4	1,406
5	Arizona	31-3	1,405
6	Virginia	29-3	1,333
7	Gonzaga	32-2	1,229
8	Notre Dame	29-5	1,178
9	Iowa State	25-8	1,043
10	Kansas	26-8	995
11	Northern Iowa	30-3	979
12	Maryland	27-6	935
13	Oklahoma	22-10	740
14	Wichita St	28-4	737
15	North Carolina	24-11	703
16	Baylor	24-9	680
17	Louisville	24-8	614
18	SMU	27-6	485
19	Utah	24-8	455
20	West Virginia	23-9	398
21	Arkansas	26-8	373
22	Georgetown	21-10	177
23	Michigan St	23-11	159
24	Butler	22-10	142
25	VCU	26-9	109

Others receiving votes: Oregon 91, Providence 62, Xavier 18, Davidson 16, Ohio State 12, Stephen F. Austin 12, Wyoming 6, Boise State 5, LSU 5, BYU 3, Valparaiso 3, Wofford 2, Harvard 2, Murray St 2, Dayton 1, Iowa 1, Purdue 1, Colorado St 1

USA TODAY COACHES (Monday, March 16)

1	Kentucky (32)	34-0	800
2	Villanova	32-2	747
3	Wisconsin	31-3	730
4	Arizona	31-3	689
5	Duke	29-4	675
6	Virginia	29-3	646
7	Gonzaga	32-2	597
8	Notre Dame	29-5	587
9	Northern Iowa	30-3	509
10	Iowa State	25-8	504
11	Kansas	26-8	482
12	Maryland	27-6	470
13	Wichita St	28-4	379
14	North Carolina	24-11	347
15	Oklahoma	22-10	336
16	Louisville	24-8	292
17	Baylor	24-9	291
18	Utah	24-8	232
19	SMU	27-6	216
20	Arkansas	26-8	213
21	West Virginia	23-9	191
22	Michigan St	23-11	93
23	Butler	22-10	79
24	Georgetown	21-10	69
25	Oregon	25-9	66

Others receiving votes: VCU 46, Providence 37, San Diego St 18, BYU 11, Stephen F. Austin 9, Davidson 8, Valparaiso 7, Xavier 6, Ohio State 6, Wyoming 5, Boise State 2, Dayton 2, Purdue 1, Murray St 1, Texas 1

2014-15 Opponents in Bold

ABOUT THE 2014-15 SCHEDULE

- Seven of Virginia's opponents were ranked in the final USA Today coaches poll (Duke, Notre Dame, Michigan State, Louisville, North Carolina, Maryland and NC State) and VCU received votes.
- UVA was 4-4 vs. ranked opponents, defeating Maryland, Notre Dame, North Carolina and Louisville, and losing to Duke, Louisville, North Carolina and Michigan State.
- The Cavaliers also defeated three opponents (George Washington, VCU and Davidson) that were receiving votes in the AP poll.
- Nine regular-season opponents (Davidson, Duke, Harvard, Louisville, Maryland, North Carolina, NC State, Notre Dame and VCU) participated in the NCAA Tournament, while three (George Washington, Miami and Pitt) participated in the NIT.

THERE'S NO PLACE LIKE HOME

- UVA is 123-36 (.774) in nine seasons, including a 15-1 mark in 2014-15, at John Paul Jones Arena.
- UVA won 11 or more home games for six straight seasons.
- UVA's 21-game home winning streak from Dec. 21, 2013-Jan. 22, 2015 set a JPI record.
- UVA is 85-20 (.810) at home under head coach Tony Bennett.
- Virginia sold out home contests vs. Harvard, Davidson, Duke, Louisville, Wake Forest, Pitt, Florida State and Virginia Tech.
- Virginia enjoyed a school-best, 21-game ACC home winning streak from Jan. 6, 2013-Jan. 22, 2015, marking the longest in the ACC since Duke's 22-game ACC home winning streak from 2002-04.

ON THE ROAD AGAIN

- UVA finished 15-3 away from home, including an 11-1 road mark.
- UVA won a school-record 11 true road games, breaking the school record of 10 set in 1981 and 1982.
- Virginia has an ACC-leading 15 road wins over the past two seasons.
- The Cavaliers had a 4-2 neutral-site mark, including a pair of wins at the Barclays Center Classic in Brooklyn, N.Y.

BENNETT HEADLINES USBWA ALL-DISTRICT 3 HONORS

- Tony Bennett was named USBWA District 3 Coach of the Year for the second consecutive season.
- Justin Anderson and Malcolm Brogdon were named to the USBWA All-District 3 Team.
- Brogdon was named to the All-District 3 Team for the second straight year.

2014-15 UNIVERSITY OF VIRGINIA CAVALIERS

No.	Name	Pos.	Ht.	Wt.	Yr.	Hometown/High School [Previous College]
0	Devon Hall	G	6-5	203	R-Fr.	Virginia Beach, Va./Cape Henry Collegiate
1	Justin Anderson	G	6-6	228	Jr.	Montross, Va./Montrose Christian (Md.)
2	B.J. Stith	G	6-5	205	Fr.	Lawrenceville, Va./Oak Hill Academy
4	Marial Shayok	G	6-5	207	Fr.	Ottawa, Ontario/Blair Academy (N.J.)
5	Darion Atkins	F	6-8	241	Sr.	Clinton, Md./Landon School
10	Mike Tobey	C	7-0	253	Jr.	Monroe, N.Y./Blair Academy (N.J.)
11	Evan Nolte	F	6-8	224	Jr.	Milton, Ga./Milton
13	Anthony Gill	F	6-8	230	R-Jr.	High Point, N.C./Charlotte Christian [South Carolina]
15	Malcolm Brogdon	G	6-5	215	R-Jr.	Atlanta, Ga./Greater Atlanta Christian
21	Isaiah Wilkins	F	6-7	224	Fr.	Lilburn, Ga./Greater Atlanta Christian
22	Maleek Frazier	G	5-10	170	Sr.	Charlottesville, Va./The Covenant School
23	Rob Vozenilek	G	6-2	190	Sr.	Richmond, Va./St. Christopher's School
24	Caid Kirven	F	6-8	226	Jr.	Raleigh, N.C./Woodberry Forest (Va.)
32	London Perrantes	G	6-2	191	So.	Los Angeles, Calif./Crespi Carmelite
33	Jack Salt	C	6-11	235	Fr.	Auckland, New Zealand (Westlake)
34	Jeff Jones	F	6-6	195	So.	Charlottesville, Va./St. Anne's-Belfield School
51	Darius Thompson *	G	6-4	192	So.	Murfreesboro, Tenn./Blackman [Tennessee]

* Ineligible to play in 2014-15 due to NCAA transfer rules

Head Coach: Tony Bennett (Green Bay '92/sixth season); **Associate Head Coach:** Ritchie McKay (Seattle Pacific '87/sixth season)

Assistant Coaches: Ron Sanchez (SUNY-Oneonta '97/sixth season), Jason Williford (Virginia '95/sixth season)

Director of Player Development: Brad Soucie (Christian Heritage '91/sixth season)

Asst. AD for Men's Basketball Administration: Ronnie Wideman (Washington State '06/sixth season)

Operations Assistant: Mark Vershaw (Wisconsin '01/third season)

Technology & Scouting Assistant: Vic Sfera (Memphis '10/first season)

Strength and Conditioning Coach: Mike Curtis (Virginia '98/sixth season); **Athletic Trainer:** Ethan Saliba (Kansas '79/32nd season)

ALL-TIME IN THE NCAA TOURNAMENT

- Virginia is 25-19 all-time in 19 NCAA Tournament appearances.
- UVA reached the NCAA Final Four in 1981 and 1984.
- UVA made back-to-back NCAA Tournament appearances for the first time since 1994-95.

CAVALIERS AGAINST THE FIELD OF 68

- Virginia went 9-3 against NCAA Tournament teams.
- The Cavaliers' five true road wins over NCAA Tournament teams tied for first nationally with Duke.
- UVA was one of five schools (Georgetown, Gonzaga, Kentucky and West Virginia) to not suffer a loss this season to a non-NCAA Tournament team.

TWENTY-SOMETHINGS:

- NCAA Division I teams were held under 30 points eight times this season, and Virginia was responsible for three of them (Rutgers-26, Harvard-27, Georgia Tech-28).
- Virginia was the first Division I team to hold multiple opponents under 30 in a season since Bucknell did it twice in 2003-04.
- The last Division I team to hold three opponents under 30 in a season was NC State in 1996-97.
- The last time Virginia held at least three opponents under 30 points in a season was in 1945-46 (five times).
- Georgia Tech's 28 points on Jan. 22 marked the lowest point total ever in an ACC regular-season game.
- Virginia held six opponents under 40 points this season, twice as many as any other team in the nation.

VIRGINIA VS. RANKED OPPONENTS

- Virginia is 14-21 against ranked opponents, including a 2-6 mark vs. top-5 foes, in the Tony Bennett era.
- Virginia is 129-316 vs. ranked opponents, including a 25-119 mark against top-5 foes, since 1953-54.
- The Cavaliers are 1-26 vs. No. 1-ranked opponents (86-73 vs. No. 1 North Carolina on Jan. 30, 1986).
- UVA was 4-4 against ranked opponents this season, defeating Maryland, Notre Dame, North Carolina and Louisville.

MALCOLM IN THE MIDDLE

- Malcolm Brogdon led UVa in scoring for the second straight season at 14 points per game.
- Brogdon had a career-high 25 points against North Carolina in the ACC semifinals, and scored 10 or more points in 27 games.
- He ranked third in the ACC in free throw percentage (87.9%) and 14th in scoring.
- Brogdon earned ACC All-Tournament second team honors after averaging 17.5 points.
- Brogdon earned All-America second-team honors and was named to the All-ACC First Team.
- In addition, Brogdon was named to the Allstate NABC Good Works Team® and Naismith Trophy Midseason 30 list, and was a Naismith Jerry West Award (best shooting guard), USBWA Oscar Robertson Player of the Year Award and John Wooden Award finalist.
- He ranks 39th on UVa's all-time scoring list with 1,134 points.

SIXTH MAN TO ALL-AMERICAN

- Former ACC Sixth Man of the Year Justin Anderson earned NABC All-America third-team and All-ACC second-team honors after a breakout junior season.
- Anderson averaged career highs in points (12.2), rebounds (4.0), field goal percentage (46.6%), 3-point percentage (45.2%) and minutes (27.8).
- Anderson, who missed eight games after fracturing a finger on Feb. 7 and having an appendectomy on March 5, started 23 games and led the team in scoring in 10 games.
- He ranked first in the ACC in 3-point percentage, ninth in 3-pointers per game and 20th in scoring prior to fracturing his finger.
- Anderson was named to midseason watch lists for the the Wooden Award, USBWA Oscar Robertson Trophy and Naismith Trophy, and was a Naismith Julius Erving Award (best small forward) finalist.
- Anderson was named the USBWA's Oscar Robertson National Player of the Week and ACC Co-Player of the Week on Dec. 9.
- Anderson tallied a season-high 21 points at VCU and had 20 against Tennessee State.

HIGH POINT MAN IN THE PAINT

- Anthony Gill, a High Point, N.C., native, averaged career highs in points (11.6) and rebounds (6.5) this season.
- Gill, who earned All-ACC Third-Team honors from ASCMA, had a team-leading three double-doubles.
- Gill recorded career highs in points (25) and rebounds (13) against Davidson for his second career double-double.
- Gill earned MVP honors at the Barclays Center Classic.
- Gill led the team in field goal percentage (58.2%) and ranked 13th in the ACC in rebounding.
- Gill was also named to the All-ACC Defensive Team by the ACC coaches.

CARRY ON DARION

- Senior Darion Atkins enjoyed his final season at UVa, averaging career highs in points (7.6), rebounds (6.0) and a team-leading 36 blocked shots.
- Atkins anchored the nation's top-ranked defense, earning Colleg Insider.com National Defensive Player of the Year and ACC Defensive Player of the Year (media) honors.
- Atkins ranked 19th in the ACC in rebounding and had a career-high 14 rebounds vs. Michigan State (3/22/15) in his final collegiate game.
- Atkins had a career-high four steals vs. Florida State (2/22/15) and a season-high four blocked shots vs. Pitt (2/16/15).
- Atkins ranks eighth all-time at UVa with 102 career blocked shots.

LONDON CALLING

- Honorable mention All-ACC guard London Parrantes ranked third in the ACC in assist-to-turnover ratio (3.0) and fourth in assists (4.6 apg).
- He set career highs in points (26) and 3-pointers (5) at Miami.
- Parrantes had 10 or more points in seven games.
- Parrantes had six or more assists in 12 games.
- He missed the game at Wake Forest (Feb. 25) with a broken nose and mild concussion.

ROOKIES FOUND THEIR WAY ON GROUNDS

- True freshmen Isaiah Wilkins and Marial Shayok and redshirt freshman Devon Hall made solid contributions in 2014-15.
- Shayok had seven points, five rebounds and four assists in his first collegiate start at Wake Forest in place of London Parrantes, and had a season-high nine points at Maryland and Miami.
- Shayok also had seven points, three rebounds and two assists in the ACC semifinals against North Carolina.
- Wilkins played in 28 contests, and had seven points and five rebounds in 14 minutes vs. Duke and a season-high nine rebounds at Wake Forest.
- Hall had a season-high nine points at Wake Forest, and had five points and five steals in a starting role at James Madison.
- Wilkins is the stepson of NBA Hall of Famer Dominique Wilkins.
- B.J. Stith, who is the son of UVa all-time leading scorer Bryant Stith, left the Cavaliers after playing 13 games in 2014-15.

BROGDON NAMED TO ALLSTATE NABC GOOD WORKS TEAM®

- Malcolm Brogdon was one of 10 players named to the 2015 Allstate NABC Good Works Team® on Feb. 10.
- The award pays tribute to college basketball players at all levels for their impressive commitment to giving back to their communities and positively impacting the lives of those around them.
- Brogdon has volunteered as a reader and mentor to fifth grade students at Broadus Elementary School in Charlottesville and served as a mentor at the Charlottesville Boys and Girls Club.
- He is a dual-degree student in the Accelerated Bachelor/MPP Program in the Batten School of Leadership and Public Policy, and has made mission trips to South Africa and Malawi, and Ghana.
- Brogdon served as a mentor in both the W.E.B. DuBois Society and Norcross Elementary school in Georgia, and was also a counselor at the East Lake YMCA summer camp in Atlanta.

PAINT IT ORANGE AND BLUE

- Virginia averaged 30.5 points in the paint, and limited its opponents to 20.5 points per game in the paint.
- UVa scored 17 of its 18 made field goals against Florida State (2/22/15) in the paint.
- Anthony Gill, Mike Tobey and Darion Atkins each shot 51.1 percent or better from the field.
- UVa outrebounded its opponent in 26 of 34 games, and led the ACC with a +7.7 rebounding margin.

HOLDING FOES UNDER 50

- Virginia is 50-2 when holding opponents under 50 points in the Tony Bennett era.
- UVa was 15-0 this season and 34-1 over the last three seasons when holding opponents under 50 points.

THE ELECTRIC 70s

- Virginia is 62-4 when scoring at least 70 points under Tony Bennett and 74-60 when scoring under 70 points.

60 IS THE NEW 70

- UVa is 87-11 when scoring at least 60 points and 18-22 when scoring fewer than 60 points over the past four seasons.

CAVALIERS IN THE NBA

- Mike Scott (Atlanta) and Joe Harris (Cleveland) are former Cavaliers who played in the NBA this season.
- Scott is in his third season and averaged 7.8 points in 68 games, while Harris averaged 2.7 points in 51 games during his rookie season.

ANDERSON NAMED USBWA NATIONAL PLAYER OF THE WEEK

- Justin Anderson earned USBWA's Oscar Robertson National Player of the Week honors on Dec. 8.
- He averaged 18.5 points and seven rebounds as Virginia posted road wins at then-No. 21 Maryland (76-65) and VCU (74-57).
- In the two wins, Anderson shot 68.8 percent (11-16) from the field and 84.6 percent (11-13) from the free-throw line.

VIRGINIA'S 2014-15 RECORD WHEN..

	All	ACC
Leading at the half:	23-0	12-0
Trailing at the half:	7-4	4-2
Tied at the half:	0-0	0-0
Playing Overtime	1-0	1-0
Shooting 50% or better	10-0	4-0
Shooting between 40-49.9%	16-3	8-2
Shooting less than 40%	4-1	3-0
Opponents shoot 50% or better	0-2	0-1
Opponents shoot less than 50%	30-2	16-1
UVa outrebounds its opponent	24-2	10-1
Opponent outrebounds UVa	6-2	6-1
Teams are tied in rebounds	0-0	0-0
UVa has 10 or more steals	2-0	1-0
UVa shoots 70% FT or better	18-2	7-1
UVa shoots less than 70% FT	12-2	9-1
Scoring less than 50 points	1-0	0-0
Scoring 50-59 points	8-2	5-1
Scoring 60-69 points	9-2	7-1
Scoring 70-79 points	10-0	2-0
Scoring 80-89 points	2-0	1-0
Scoring more than 90 points	0-0	0-0
Allowing fewer than 50 points	15-0	9-0
Allowing 50-59 points	9-1	4-1
Allowing 60-69 points	4-2	3-1
Allowing 70-79 points	1-1	0-0
Allowing 80-89 points	1-0	1-0
Allowing 90 or more points	0-0	0-0
Playing in John Paul Jones Arena	15-1	8-1
Playing on the road	11-1	8-1
Playing on a neutral court	4-2	0-0
Game decided by 1-4 points	3-2	3-1
Game decided by 5-10 points	6-2	5-1
Game decided by 11 or more pts	21-0	8-0
Playing at night	24-3	13-2
Playing in the afternoon	6-1	3-0
Playing on Monday	3-0	3-0
Playing on Tuesday	4-0	1-0
Playing on Wednesday	4-0	3-0
Playing on Thursday	2-0	1-0
Playing on Friday	5-1	0-0
Playing on Saturday	8-2	6-2
Playing on Sunday	4-1	2-0
Playing in November	7-0	0-0
Playing in December	5-0	0-0
Playing in January	7-1	7-1
Playing in February	8-0	8-0
Playing in March	3-3	1-1
Playing on TV	27-4	16-2
Playing Online Only	3-0	0-0

VIRGINIA IN THE POLLS

Date	AP	USA Today	Date	AP	USA Today
Nov. 3	9	8	Feb. 2	3	3
Nov. 10	9	8	Feb. 9	2	3
Nov. 17	9	9	Feb. 16	2	3
Nov. 24	8	7	Feb. 23	2	3
Dec. 1	7	6	March 2	2	2
Dec. 8	6	5	March 9	3	4
Dec. 15	6	5	March 16	6	6
Dec. 22	5	5	Final	-	8
Dec. 29	3	3			
Jan. 5	3	3			
Jan. 12	2	2			
Jan. 19	2	2			
Jan. 26	2	2			

VIRGINIA INKS POWER FORWARD JARRED REUTER

- Brewster Academy power forward Jarred Reuter (Marion, Mass.) inked a National Letter of Intent with the Cavaliers on Nov. 12.
- In 2014-15, the 6-8, 250-pound Reuter helped Brewster to a 34-1 record, and back-to-back New England Preparatory School Athletic Council (NEPSAC) Class AAA championships and National Prep titles. He averaged 8 points and 7.5 rebounds.
- In 2013-14, Reuter averaged 13 points and nine rebounds and shot 57.5 percent from the floor, helping Brewster to a 33-2 record and the New England Preparatory School Athletic Council (NEPSAC) Class AAA championship and National Prep title.
- In 2012-13, Reuter was named the NEPSAC Class A Player of the Year after averaging 23 points and 12 rebounds for Tabor Academy.

BROGDON NAMED PRESEASON ALL-ACC

- Malcolm Brogdon was one of five players named Preseason All-ACC.
- Joining Brogdon on the preseason All-ACC team were Marcus Paige (North Carolina), Montrezl Harrell (Louisville), Jahlil Okafor (Duke) and Jerian Grant (Notre Dame).
- Paige was the pick for Preseason ACC Player of the Year and Okafor was named Preseason ACC Rookie of the Year.

BROGDON ON WOODEN AND NAISMITH WATCH LISTS

- Malcolm Brogdon was one of 50 players on the preseason John Wooden Award and Naismith Trophy watch lists.
- Both awards honor the nation's top player.
- Brogdon averaged a career-best 14 points, 3.9 rebounds and 2.4 assists this season.
- Brogdon was named All-ACC last season after helping Virginia to a 30-7 mark last season by averaging a team-best 12.7 points.

PERRANTES ON EARLY SEASON COUSY WATCH LIST

- London Perrantes was one of 36 players on the preseason Bob Cousy Award Watch List, honoring the nation's top point guard.
- Perrantes ranked 12th nationally in assist-to-turnover ratio (3.0).

HAND DELIVERED LEGEND

- Former Virginia guard Donald Hand was the Cavaliers' 2015 ACC Men's Basketball Tournament Legend.
- Hand, who starred at Virginia from 1998-2001, was the UVa player to serve as a team captain three consecutive years.
- He was a second-team All-ACC selection as a junior in 2000, and set the Virginia sophomore record for points in a game with 41 against NC State in 1999.
- Hand closed out his career with the Cavaliers just short of the 1,500-point career scoring mark (1,486), averaging 12.4 points per game to rank 18th all-time among Virginia players.

BARCLAYS CENTER CLASSIC RECAP

- The Cavaliers' Barclays Center title on Nov. 29 marked their third tournament championship in the Tony Bennett era (2014 ACC Tournament and Corpus Christi Challenge).
- Virginia defeated Norfolk State (67-39), Tennessee State (79-36), La Salle (64-56) and Rutgers (45-26) en route to the title.
- The 26 points allowed against Rutgers were the fewest allowed by UVa in the shot clock era (since 1986).
- The Cavaliers held Rutgers scoreless for 9:24 in the second half of the title game.
- Anthony Gill was named tournament MVP after averaging 14 points and eight rebounds in the four games.
- Justin Anderson joined Gill on the all-tournament team.

NON-CONFERENCE RECAP

- Virginia recorded its fourth undefeated non-conference regular season since joining the ACC in 1953-54 (1978, 1982 and 2001).
- The Cavaliers captured the Barclays Center Classic with wins over Rutgers, La Salle, Tennessee State and Norfolk State.
- Virginia posted road wins at then-No. 21 Maryland and VCU.
- Virginia held five opponents to 42 points or less (George Washington, Norfolk State, Tennessee State, Harvard and Rutgers).
- The Cavaliers limited Harvard and Rutgers to 27 points and 26 points, respectively, marking the first and second fewest points allowed by the Cavaliers in the shot clock era.
- The Cavaliers limited Rutgers to eight points in the second half and Harvard to eight points in the first half.
- UVa set a school and ACC record by limiting Harvard to just 16 percent (8-50) field goal shooting.
- Harvard's one first-half field goal tied the NCAA record for fewest made field goals in a half in the shot clock era (Savannah State, one second-half field goal at Kansas State on Jan. 7, 2008).

Official Basketball Box Score -- Game Totals -- Final Statistics

#7 Virginia vs VCU
12/06/14 2 p.m. at Richmond, Va. (Siegel Center)

#7 Virginia 74 • 9-0

Table with columns: #, Player, Total FG-FGA, 3-Ptr FG-FGA, FT-FTA, Rebounds Off Def Tot, PF, TP, A TO Blk Stl, Min. Includes team totals and FG/3FG/FT percentages for both halves.

FG % 1st Half: 63.6% 2nd half: 73.7% Game: 68.3%
3FG % 1st Half: 60.0% 2nd half: 50.0% Game: 54.5%
FT % 1st Half: 70.0% 2nd half: 83.3% Game: 75.0%

VCU 57 • 5-3

Table with columns: #, Player, Total FG-FGA, 3-Ptr FG-FGA, FT-FTA, Rebounds Off Def Tot, PF, TP, A TO Blk Stl, Min. Includes team totals and FG/3FG/FT percentages for both halves.

FG % 1st Half: 35.3% 2nd half: 42.3% Game: 38.3%
3FG % 1st Half: 26.7% 2nd half: 33.3% Game: 29.2%
FT % 1st Half: 0.3% 2nd half: 4.6% Game: 44.4%

Officials: Roger Ayers, Sean Hull, Tim Comer
Technical fouls: #7 Virginia-None. VCU-None.
Attendance: 7647
53rd straight sellout at the Siegel Center

Score by periods table with columns: #7 Virginia, 1st, 2nd, Total. Scores: 38, 36, 74.

Points In Off 2nd Fast table with columns: Points, In, Off, 2nd, Fast, Bench. Scores: 36, 11, 9, 10, 6.

Last FG - VA 2nd-01:51. VCU 2nd-06:57.
Largest lead - VA by 19 2nd-01:51, VCU by 3 1st-18:24.

Score tied - 6 times.
Lead changed - 1 time.



Official Basketball Box Score -- Game Totals -- Final Statistics

Cleveland State vs Virginia
12/18/14 7 p.m. at Charlottesville, Va. (JPJ)

Cleveland State 54 • 5-6

Table with columns: #, Player, Total FG-FGA, 3-Ptr FG-FGA, FT-FTA, Rebounds Off Def Tot, PF, TP, A TO Blk Stl, Min. Includes team totals and FG/3FG/FT percentages for both halves.

FG % 1st Half: 26.9% 2nd half: 46.2% Game: 36.5%
3FG % 1st Half: 4.1% 2nd half: 3.9% Game: 30.4%
FT % 1st Half: 0.0% 2nd half: 7.7% Game: 77.8%

Virginia 70 • 10-0

Table with columns: #, Player, Total FG-FGA, 3-Ptr FG-FGA, FT-FTA, Rebounds Off Def Tot, PF, TP, A TO Blk Stl, Min. Includes team totals and FG/3FG/FT percentages for both halves.

FG % 1st Half: 40.0% 2nd half: 58.3% Game: 50.0%
3FG % 1st Half: 0.3% 2nd half: 5.8% Game: 45.5%
FT % 1st Half: 15.1% 2nd half: 6.9% Game: 75.0%

Officials: Brian Dorsey (R), Sean Hull, Wally Rutecki
Technical fouls: Cleveland State-Charlie Lee. Virginia-None.
Attendance: 11812

* - points scored by the other team (wrong basket)
CSU: Grady fouled out at 2:55 (II)
According to Section 1 Article 8 *2 Points for CSU with 00:17 (II) came on goal in opponents' basket

Score by periods table with columns: Cleveland State, 1st, 2nd, Total. Scores: 18, 36, 54.

Points In Off 2nd Fast table with columns: Points, In, Off, 2nd, Fast, Bench. Scores: 18, 7, 5, 0, 9.

Last FG - CSU 2nd-00:30, VA 2nd-02:19.
Largest lead - CSU by 2 1st-19:33, VA by 21 2nd-00:49.
CSU led for 00:33. VA led for 38:01. Game was tied for 01:24.

Score tied - 1 time.
Lead changed - 1 time.



Official Basketball Box Score -- Game Totals -- Final Statistics

Harvard vs Virginia
12/21/14 12 p.m. at Charlottesville, Va. (JPJ)

Harvard 27 • 7-2

Table with columns: #, Player, Total FG-FGA, 3-Ptr FG-FGA, FT-FTA, Rebounds Off Def Tot, PF, TP, A TO Blk Stl, Min. Includes team totals and FG/3FG/FT percentages for both halves.

FG % 1st Half: 1.2% 2nd half: 7.3% Game: 16.0%
3FG % 1st Half: 0.4% 2nd half: 2.7% Game: 18.2%
FT % 1st Half: 6.1% 2nd half: 3.1% Game: 40.9%

Virginia 76 • 11-0

Table with columns: #, Player, Total FG-FGA, 3-Ptr FG-FGA, FT-FTA, Rebounds Off Def Tot, PF, TP, A TO Blk Stl, Min. Includes team totals and FG/3FG/FT percentages for both halves.

FG % 1st Half: 61.5% 2nd half: 57.7% Game: 59.6%
3FG % 1st Half: 2.5% 2nd half: 4.6% Game: 54.5%
FT % 1st Half: 5.5% 2nd half: 3.6% Game: 72.7%

Officials: Michael Roberts (R), Tony Greene, Clarence Armstrong
Technical fouls: Harvard-None. Virginia-None.
Attendance: 14593

Score by periods table with columns: Harvard, 1st, 2nd, Total. Scores: 8, 19, 27.

Points In Off 2nd Fast table with columns: Points, In, Off, 2nd, Fast, Bench. Scores: 10, 8, 2, 2, 15.

Last FG - HARV 2nd-01:29, VA 2nd-01:05.
Largest lead - HARV None, VA by 49 2nd-03:51.
HARV led for 00:00. VA led for 39:33. Game was tied for 00:27.

Score tied - 0 times.
Lead changed - 0 times.



Official Basketball Box Score -- Game Totals -- Final Statistics

Davidson vs Virginia
12/30/14 6 p.m. at Charlottesville, Va. (JPJ)

Davidson 72 • 9-2

Table with columns: #, Player, Total FG-FGA, 3-Ptr FG-FGA, FT-FTA, Rebounds Off Def Tot, PF, TP, A TO Blk Stl, Min. Includes team totals and FG/3FG/FT percentages for both halves.

FG % 1st Half: 15.3% 2nd half: 12.2% Game: 48.2%
3FG % 1st Half: 6.1% 2nd half: 5.1% Game: 39.3%
FT % 1st Half: 0.2% 2nd half: 7.0% Game: 58.3%

Virginia 83 • 12-0

Table with columns: #, Player, Total FG-FGA, 3-Ptr FG-FGA, FT-FTA, Rebounds Off Def Tot, PF, TP, A TO Blk Stl, Min. Includes team totals and FG/3FG/FT percentages for both halves.

FG % 1st Half: 10.3% 2nd half: 17.3% Game: 44.3%
3FG % 1st Half: 3.1% 2nd half: 5.0% Game: 33.3%
FT % 1st Half: 9.1% 2nd half: 15.1% Game: 82.8%

Officials: Karl Hess, Bryan Kersey, Tim Clougherty
Technical fouls: Davidson-None. Virginia-None.
Attendance: 14593

Gibbs (Davidson) fouled out at 1:55 (II)

Score by periods table with columns: Davidson, 1st, 2nd, Total. Scores: 36, 36, 72.

Points In Off 2nd Fast table with columns: Points, In, Off, 2nd, Fast, Bench. Scores: 26, 7, 7, 2, 4.

Last FG - DAV 2nd-00:19, VA 2nd-03:08.
Largest lead - DAV by 12 1st-07:21, VA by 13 2nd-03:06.
DAV led for 19:20. VA led for 16:15. Game was tied for 04:22.

Score tied - 7 times.
Lead changed - 8 times.

Official Basketball Box Score -- Game Totals -- Final Statistics
Virginia vs Miami
01-03-15 5:33 p.m. at BankUnited Center | Coral Gables, Fla.

Virginia 89 • 13-0, 1-0 ACC

##	Player	Total			3-Ptr			Rebounds			PF	TP	A	TO	Blk	Stl	Min
		FG	FGA	FT	FTA	Off	Def	Tot									
10	Tobey, Mike	f	6-9	0-0	2-2	2	4	6	2	14	0	0	1	0	0	33	
13	Gill, Anthony	f	1-6	0-0	4-8	2	4	6	1	6	2	3	0	0	0	25	
01	Anderson, Justin	g	4-9	2-5	6-9	0	2	2	2	16	3	0	0	0	0	46	
15	Brogdon, Malcolm	g	3-8	1-3	1-1	0	2	2	5	8	1	2	1	0	0	26	
32	Perrantes, London	g	5-11	5-9	11-12	0	1	1	3	26	8	3	1	1	1	45	
00	Hall, Devon	g	0-0	0-0	0-0	0	0	0	1	0	0	0	0	0	0	3	
04	Shayok, Marial	g	3-6	2-4	1-2	0	5	5	1	9	3	0	2	2	31		
05	Atkins, Darion	g	3-8	0-0	2-3	5	7	12	4	8	1	1	1	0	0	31	
11	Nolte, Evan	g	1-1	0-0	0-2	0	1	1	4	2	1	1	0	0	0	10	
Team						1	3	4									
Totals			26-58	10-21	27-39	10	29	39	23	89	19	9	6	3	3	250	
FG % 1st Half: 14-27 51.9%		2nd half: 8-22 36.4%		OT: 4-9 44.4%		Game: 26-58 44.8%		Deadball									
3FG % 1st Half: 5-7 71.4%		2nd half: 4-9 44.4%		OT: 1-5 20.0%		Game: 10-21 47.6%		Rebounds								6	
FT % 1st Half: 5-7 71.4%		2nd half: 5-11 45.5%		OT: 17-21 81.0%		Game: 27-39 69.2%											

Miami 80 • 10-4, 0-1 ACC

##	Player	Total			3-Ptr			Rebounds			PF	TP	A	TO	Blk	Stl	Min
		FG	FGA	FT	FTA	Off	Def	Tot									
02	Thomas, Joe	f	1-1	0-0	0-0	2	0	2	3	2	0	0	0	0	0	9	
23	Jekiri, Tonye	c	4-8	0-0	0-1	4	8	12	5	8	3	1	0	2	39		
10	McClellan, Sheldon	g	4-10	2-6	6-6	2	6	8	3	16	0	5	0	3	50		
13	Rodriguez, Angel	g	7-22	1-7	10-12	2	2	4	5	25	7	1	0	1	44		
20	Lecomte, Manu	g	0-3	0-1	0-0	0	0	0	2	0	1	0	0	0	10		
00	Newton, Ja'Quan	g	0-2	0-0	0-0	0	1	1	1	0	1	1	0	0	5		
01	Burnett, Deandre	g	5-9	2-5	0-1	0	2	2	2	12	0	0	0	0	33		
05	Reed, Davon	g	1-1	1-1	1-2	0	1	1	4	0	1	0	0	0	14		
12	Palmer, James	g	0-2	0-1	0-0	0	0	0	0	0	1	0	0	0	6		
22	Sherman, Omar	g	5-10	3-7	0-2	1	5	6	4	13	1	0	0	0	40-		
Team						4	3	7									
Totals			27-68	9-28	17-24	15	28	43	26	80	14	10	0	6	250		
FG % 1st Half: 9-25 36.0%		2nd half: 13-26 50.0%		OT: 5-17 29.4%		Game: 27-68 39.7%		Deadball									
3FG % 1st Half: 2-9 22.2%		2nd half: 6-12 50.0%		OT: 1-7 14.3%		Game: 9-28 32.1%		Rebounds								4	
FT % 1st Half: 0-0 0.0%		2nd half: 11-18 61.1%		OT: 6-6 100.0%		Game: 17-24 70.8%											

Officials: William Humes, Sean Hull, James Luckie
 Technical fouls: Virginia-None. Miami-None.
 Attendance: 5377

Score by periods	1st	2nd	OT	OT2	Total
Virginia	38	25	8	18	89
Miami	20	43	8	9	80

Last FG - VA OT2-01:23, UM OT2-00:07.
 Largest lead - VA by 19 1st-03:50, UM by 4 1st-18:17.
 VA led for 39:54. UM led for 07:17. Game was tied for 02:40.

Score tied - 4 times.
 Lead changed - 3 times.



Official Basketball Box Score -- Game Totals -- Final Statistics
NC State vs Virginia
01/07/15 7 p.m. at Charlottesville, Va. (JPJ)

NC State 51 • 11-5, 2-1 ACC

##	Player	Total			3-Ptr			Rebounds			PF	TP	A	TO	Blk	Stl	Min
		FG	FGA	FT	FTA	Off	Def	Tot									
00	Abdul-Malik Abu	f	0-2	0-0	0-2	0	0	2	3	0	0	0	0	0	0	4	
01	Trevor Lacey	g	3-11	3-6	0-0	2	3	2	2	9	2	2	0	0	0	36	
10	Lennard Freeman	g	0-2	0-0	0-2	0	2	2	0	0	0	1	0	0	0	12	
12	Anthony Barber	g	2-6	0-0	2-3	0	3	3	0	6	4	1	0	1	31		
14	Caleb Martin	g	2-7	1-4	0-0	1	1	2	1	5	0	0	1	0	28		
15	Cody Martin	g	2-6	0-1	0-0	1	2	3	1	4	3	0	0	0	14		
21	BeeJay Anya	g	0-0	0-0	0-0	0	0	0	3	0	0	4	1	0	18		
22	Ralston Turner	g	5-8	4-7	0-0	0	3	3	1	14	0	1	2	2	33		
32	Kyle Washington	f	6-11	1-3	0-2	3	7	10	2	13	0	2	0	0	24		
Team						1	1	2									
Totals			20-53	9-21	2-9	8	22	30	13	51	9	11	4	3	200		
FG % 1st Half: 11-28 39.3%		2nd half: 9-25 36.0%		Game: 20-53 37.7%		Deadball											
3FG % 1st Half: 7-12 58.3%		2nd half: 2-9 22.2%		Game: 9-21 42.9%		Rebounds										4	
FT % 1st Half: 2-5 40.0%		2nd half: 0-4 0.0%		Game: 2-9 22.2%													

Virginia 61 • 14-0, 2-0 ACC

##	Player	Total			3-Ptr			Rebounds			PF	TP	A	TO	Blk	Stl	Min
		FG	FGA	FT	FTA	Off	Def	Tot									
01	Justin Anderson	g	5-14	4-9	2-2	2	7	9	2	16	3	2	1	0	33		
04	Marial Shayok	g	1-3	0-1	0-0	0	1	1	1	2	2	1	1	2	17		
05	Darion Atkins	f	2-2	0-0	0-0	1	7	8	0	4	0	1	1	0	19		
10	Mike Tobey	g	4-7	0-1	3-4	3	2	5	1	11	0	0	1	0	24		
11	Evan Nolte	g	0-1	0-1	0-0	0	1	1	0	0	0	0	0	0	6		
13	Anthony Gill	f	4-9	0-0	4-4	4	3	7	2	12	1	1	0	0	32		
15	Malcolm Brogdon	g	6-16	2-6	0-0	1	3	4	3	14	2	2	0	2	34		
32	London Perrantes	g	1-4	0-2	0-0	0	1	1	1	2	5	2	0	1	35		
Team						0	3	3									
Totals			23-56	6-20	9-10	11	28	39	10	61	13	9	4	5	200		
FG % 1st Half: 13-28 46.4%		2nd half: 10-28 35.7%		Game: 23-56 41.1%		Deadball											
3FG % 1st Half: 5-15 33.3%		2nd half: 1-5 20.0%		Game: 6-20 30.0%		Rebounds										1	
FT % 1st Half: 1-2 50.0%		2nd half: 8-8 100.0%		Game: 9-10 90.0%													

Officials: Roger Ayers (R), Brian O'Connell, Michael Stephens
 Technical fouls: NC State-None. Virginia-None.
 Attendance: 12929

Score by periods	1st	2nd	Total
NC State	31	20	51
Virginia	32	29	61

Points	In	Off	2nd	Fast	Bench
VA	20	11	10	0	19
UM	32	8	15	4	29

Last FG - ST 2nd-00:14, VA 2nd-01:15.
 Largest lead - ST by 8 1st-16:09, VA by 12 2nd-01:00.
 ST led for 11:52. VA led for 26:18. Game was tied for 01:50.

Score tied - 2 times.
 Lead changed - 8 times.

Official Basketball Box Score -- Game Totals -- Final Statistics
Virginia vs Notre Dame
1-10-15 6 p.m. at Notre Dame, Ind. (Purcell Pavilion)

Virginia 62 • 15-0, 3-0 ACC

##	Player	Total			3-Ptr			Rebounds			PF	TP	A	TO	Blk	Stl	Min
		FG	FGA	FT	FTA	Off	Def	Tot									
05	Darion Atkins	f	7-11	0-0	0-0	4	4	8	2	14	0	1	2	0	25		
13	Anthony Gill	f	2-5	0-0	0-0	1	1	2	1	4	0	0	0	0	15		
01	Justin Anderson	g	3-6	2-4	3-4	1	3	4	1	11	1	4	0	1	32		
15	Malcolm Brogdon	g	4-8	1-2	4-4	0	3	3	2	13	4	1	0	0	37		
32	London Perrantes	g	2-8	1-3	0-0	0	4	4	1	5	3	0	0	1	34		
04	Marial Shayok	g	3-5	1-2	0-0	0	0	0	3	7	0	0	0	0	18		
10	Mike Tobey	g	4-7	0-0	0-0	2	5	7	0	8	0	0	1	0	16		
11	Evan Nolte	g	0-0	0-0	0-0	0	1	1	0	0	1	1	0	0	9		
21	Isaiah Wilkins	g	0-1	0-0	0-0	0	4	4	2	0	0	1	0	0	14		
Team						0	1	1									
Totals			25-51	5-11	7-8	8	26	34	12	62	9	8	3	2	200		
FG % 1st Half: 10-25 40.0%		2nd half: 15-26 57.7%		Game: 25-51 49.0%		Deadball											
3FG % 1st Half: 1-3 33.3%		2nd half: 4-8 50.0%		Game: 5-11 45.5%		Rebounds										0	
FT % 1st Half: 3-4 75.0%		2nd half: 4-4 100.0%		Game: 7-8 87.5%													

Notre Dame 56 • 15-2, 3-1 ACC

##	Player	Total			3-Ptr			Rebounds			PF	TP	A	TO	Blk	Stl	Min
		FG	FGA	FT	FTA	Off	Def	Tot									
30	Zach Auguste	f	2-7	0-0	0-2	4	1	5	4	4	0	4	0	0	0		

Official Basketball Box Score -- Game Totals -- Final Statistics
#2/2 Virginia vs Boston College
1-17-15 2:04 p.m. at Silvio O. Conte Forum, Chestnut Hill, MA

#2/2 Virginia 66 • 17-0; 5-0 ACC

##	Player	Total			3-Ptr			Rebounds			PF	TP	A	TO	Blk	Stl	Min
		FG-FGA	FG-FGA	FT-FTA	Off	Def	Tot	Off	Def	Tot							
05	Atkins,Darion	f	4-8	0-0	0-0	1	4	5	2	8	0	1	2	0	0	24	
13	Gill,Anthony	f	4-7	0-0	3-4	5	5	10	1	11	1	1	0	1	26		
01	Anderson,Justin	g	0-8	0-4	8-9	0	0	0	1	8	1	0	1	1	34		
15	Brogdon,Malcolm	g	5-10	3-6	7-8	0	5	5	3	20	2	0	0	0	30		
32	Perrantes,London	g	3-5	2-4	0-0	0	3	3	2	8	6	2	0	0	35		
00	Hall,Devon	g	0-0	0-0	0-0	0	0	0	0	1	0	0	0	0	1		
02	J. Stith,B	g	0-0	0-0	0-0	0	0	0	0	0	0	0	0	0	1		
04	Shayok,Marial	g	2-4	1-3	0-0	1	3	4	4	5	1	0	0	0	17		
10	Tobey,Mike	g	0-1	0-0	0-0	2	2	3	0	2	0	0	0	0	9		
11	Nolte,Evan	g	0-1	0-1	0-0	0	0	0	1	0	1	0	0	0	10		
21	Wilkins,Isaiah	g	3-5	0-0	0-0	3	1	4	0	6	2	0	0	0	13		
24	Kirven,Caid	g	0-0	0-0	0-0	0	0	0	0	0	0	0	0	0	0+		
34	Jones,Jeff	g	0-0	0-0	0-0	0	0	0	0	0	0	0	0	0	0+		
	Team					1	1	2									
	Totals		21-49	6-18	18-21	13	22	35	18	66	12	8	3	2	200		

FG % 1st Half: 10-27 37.0% 2nd half: 11-22 50.0% Game: 21-49 42.9%
 3FG % 1st Half: 3-10 30.0% 2nd half: 3-8 37.5% Game: 6-18 33.3%
 FT % 1st Half: 4-4 100.0 2nd half: 14-17 82.4% Game: 18-21 85.7%

Boston College 51 • 8-8; 0-4 ACC

##	Player	Total			3-Ptr			Rebounds			PF	TP	A	TO	Blk	Stl	Min
		FG-FGA	FG-FGA	FT-FTA	Off	Def	Tot	Off	Def	Tot							
22	Aaron Brown	f	0-6	0-4	4-4	0	2	2	4	4	0	0	0	0	29		
24	Dennis Clifford	c	2-3	0-0	2-2	1	2	3	2	6	0	0	0	0	26		
01	Batten,Dimetri	g	1-5	0-0	0-0	1	2	3	2	2	0	1	0	1	29		
21	Olivier Hanlan	g	6-14	1-4	5-5	0	2	2	0	18	6	3	0	0	38		
33	Patrick Heckmann	g	6-11	2-4	1-2	0	2	2	2	15	1	1	0	1	34		
00	Owens,Garland	g	0-1	0-0	0-0	1	2	3	2	0	0	0	0	0	19		
04	Odio,Eddie	g	0-1	0-1	0-0	0	2	2	3	0	1	2	0	0	11		
10	Steve Perpiglia	g	0-0	0-0	0-0	0	0	0	0	0	0	0	0	0	2		
11	Will Magarity	g	2-2	2-2	0-0	0	1	1	1	6	0	2	0	0	11		
15	Sam Donahue	g	0-0	0-0	0-0	0	0	0	0	0	0	0	0	0	1		
	Team					1	1	2									
	Totals		17-43	5-15	12-13	4	16	20	16	51	8	9	0	2	200		

FG % 1st Half: 8-20 40.0% 2nd half: 9-23 39.1% Game: 17-43 39.5%
 3FG % 1st Half: 4-10 40.0% 2nd half: 1-5 20.0% Game: 5-15 33.3%
 FT % 1st Half: 4-4 100.0 2nd half: 8-9 88.9% Game: 12-13 92.3%

Officials: Jerry Heater, James Luckie, Ed Corbett
 Technical fouls: #2/2 Virginia-None. Boston College-None.
 Attendance: 8112

Score by periods	1st	2nd	Total
#2/2 Virginia	27	39	66
Boston College	24	27	51

Points	In	Off	2nd	Fast	Bench
VA	Paint	T/O	Chance	Break	
VA	18	8	10	0	11
BC	20	10	2	0	6

Largest lead - VA by 16 2nd-01:02, BC by 5 2nd-14:30.
 VA led for 28:27, BC led for 08:39. Game was tied for 02:54.

Score tied - 4 times.
 Lead changed - 9 times.



Official Basketball Box Score -- Game Totals -- Final Statistics
Georgia Tech vs Virginia
01/22/15 8 p.m. at Charlottesville, Va. (JPJ)



Georgia Tech 28 • 9-9, 0-6 ACC

##	Player	Total			3-Ptr			Rebounds			PF	TP	A	TO	Blk	Stl	Min
		FG-FGA	FG-FGA	FT-FTA	Off	Def	Tot	Off	Def	Tot							
00	Charles Mitchell	f	3-4	0-0	0-0	2	1	3	0	6	0	1	0	0	0	16	
03	Marcus Georges-Hunt	f	3-9	0-0	1-2	1	3	4	1	7	0	0	0	1	29		
04	Demarco Cox	c	0-3	0-0	2-2	2	3	5	0	2	0	0	1	0	24		
05	Corey Heyward	g	0-1	0-0	1-2	1	0	1	1	1	1	0	1	0	18		
10	Travis Jorgenson	g	1-5	0-0	0-0	0	0	0	0	2	1	0	0	0	21		
01	Tadric Jackson	g	2-7	0-3	0-2	1	1	2	1	4	0	2	0	0	19		
02	Chris Bolden	g	0-4	0-3	0-0	0	1	1	0	1	0	0	0	0	14		
11	Josh Heath	g	1-1	0-0	0-0	0	2	2	0	2	0	1	0	0	19		
12	Quinton Stephens	g	0-8	0-4	0-0	0	2	2	1	0	0	0	0	0	14		
13	Robert Sampson	g	1-6	0-2	0-0	1	6	7	3	2	0	2	2	1	17		
30	Abdoulaye Gueye	g	0-0	0-0	0-0	0	1	1	0	0	0	0	0	0	2		
44	Ben Lammers	g	1-1	0-0	0-0	0	1	1	0	2	0	0	0	0	7		
	Team					2	2	4									
	Totals		12-49	0-12	4-8	10	23	33	8	28	2	10	3	3	200		

FG % 1st Half: 7-24 29.2% 2nd half: 5-25 20.0% Game: 12-49 24.5%
 3FG % 1st Half: 0-5 0.0% 2nd half: 0-7 0.0% Game: 0-19 0.0%
 FT % 1st Half: 2-2 100.0 2nd half: 2-6 33.3% Game: 4-8 50.0%

Virginia 57 • 18-0, 6-0 ACC

##	Player	Total			3-Ptr			Rebounds			PF	TP	A	TO	Blk	Stl	Min
		FG-FGA	FG-FGA	FT-FTA	Off	Def	Tot	Off	Def	Tot							
05	Darion Atkins	f	2-6	0-0	1-2	3	5	8	2	5	0	0	0	0	21		
10	Mike Tobey	c	1-5	0-0	0-0	0	1	1	2	1	0	1	1	21			
01	Justin Anderson	g	3-7	1-2	0-0	0	3	3	2	7	4	0	1	1	28		
15	Malcolm Brogdon	g	6-8	1-2	0-0	1	3	4	1	13	4	2	0	1	30		
32	London Perrantes	g	2-5	1-1	0-0	0	3	3	0	5	2	1	0	0	26		
00	Devon Hall	g	0-0	0-0	0-0	0	1	1	0	0	0	0	0	0	7		
02	B.J. Stith	g	0-2	0-2	0-0	0	1	1	0	0	0	0	0	0	5		
04	Marial Shayok	g	3-6	0-0	0-0	0	3	3	2	6	1	0	1	0	19		
11	Evan Nolte	g	2-2	1-1	0-0	0	2	2	0	5	1	0	0	0	6		
13	Anthony Gill	g	2-6	0-0	3-4	1	5	6	3	7	0	0	0	1	16		
21	Isaiah Wilkins	g	2-3	1-1	0-0	0	0	0	1	5	0	0	0	0	13		
22	Maleek Frazier	g	0-0	0-0	0-0	0	0	0	0	0	0	0	0	0	2		
23	Rob Vozenilek	g	0-0	0-0	0-0	0	0	0	0	0	0	0	0	0	2		
24	Caid Kirven	g	0-1	0-0	0-0	0	0	0	0	0	0	0	1	0	2		
34	Jeff Jones	g	1-2	0-0	0-0	1	1	1	0	2	0	0	0	0	2		
	Team					1	2	3									
	Totals		24-53	5-9	4-6	7	29	36	12	57	13	4	3	4	200		

FG % 1st Half: 11-23 47.8% 2nd half: 13-30 43.3% Game: 24-53 45.3%
 3FG % 1st Half: 3-4 75.0% 2nd half: 2-5 40.0% Game: 5-9 55.6%
 FT % 1st Half: 3-4 75.0% 2nd half: 1-2 50.0% Game: 4-6 66.7%

Officials: Michael Stephens (R), William Humes, Tim Clougherty
 Technical fouls: Georgia Tech-None. Virginia-None.
 Attendance: 13809

Score by periods	1st	2nd	Total
Georgia Tech	16	12	28
Virginia	28	29	57

Points	In	Off	2nd	Fast	Bench
GT	Paint	T/O	Chance	Break	
GT	20	0	4	2	10
VA	26	4	5	2	25

Largest lead - GT None, VA by 33 2nd-03:48.
 GT led for 00:00, VA led for 37:33. Game was tied for 01:55.

Score tied - 1 time.
 Lead changed - 0 times.

Official Basketball Box Score -- Game Totals -- Final Statistics
Virginia vs Virginia Tech
01/25/15 1:00 PM at Blacksburg, Va. (Cassell Coliseum)

Virginia 50 • 19-0, 7-0

##	Player	Total			3-Ptr			Rebounds			PF	TP	A	TO	Blk	Stl	Min
		FG-FGA	FG-FGA	FT-FTA	Off	Def	Tot	Off	Def	Tot							
05	Darion Atkins	f	3-6	0-0	3-5	0	4	4	1	9	0	0	0	1	28		
13	Anthony Gill	f	3-7	0-0	2-2	5	2	7	4	8	0	2	0	0	17		
01	Justin Anderson	g	3-7	2-5	4-4	1	5	6	1	12	3	1	2	33			
15	Malcolm Brogdon	g	3-10	2-5	0-0	0	3	3	2	8	0	2	0	1	37		
32	London Perrantes	g	2-8	1-4	1-1	0	5	5	2	6	7	2	0	1	37		
00	Devon Hall	g															

Official Basketball Box Score -- Game Totals -- Final Statistics
Virginia vs North Carolina
 02/02/15 7:00 PM at Smith Center, Chapel Hill

Virginia 75 • 20-1, 8-1 ACC

##	Player	Total			3-Ptr			Rebounds			PF	TP	A	TO	Blk	Stl	Min
		FG-FGA	FG-FGA	FT-FTA	FG-FGA	FG-FGA	FT-FTA	Off	Def	Tot							
05	Darion Atkins	f	3-7	0-0	0-0	0	2	2	2	6	0	1	2	2	32		
10	Mike Tobey	c	3-6	0-0	2-3	2	1	3	2	8	0	2	2	0	19		
01	Justin Anderson	g	6-10	3-5	1-2	0	3	3	0	16	7	1	2	2	36		
15	Malcolm Brogdon	g	5-13	1-2	6-6	1	2	3	4	17	3	2	0	2	36		
32	London Perrantes	g	6-10	1-3	2-4	0	1	1	3	15	6	2	0	2	37		
04	Marial Shayok	g	0-1	0-1	0-0	0	0	0	1	0	1	0	0	0	8		
11	Evan Nolte	g	0-1	0-1	0-0	0	0	0	0	0	0	0	0	0	3		
13	Anthony Gill	g	6-8	0-0	1-3	3	4	7	1	13	1	0	1	1	27		
21	Isiah Wilkins	g	0-0	0-0	0-0	0	0	0	0	0	0	0	0	0	2		
Team										2	6	8					
Totals			29-56	5-12	12-18	8	19	27	13	75	18	8	7	9	200		

FG % 1st Half: 14-26 53.8% 2nd half: 15-30 50.0% Game: 29-56 51.8% Deedball Rebounds 2,1
 3FG % 1st Half: 3-9 33.3% 2nd half: 2-3 66.7% Game: 5-12 41.7%
 FT % 1st Half: 1-2 50.0% 2nd half: 11-16 68.8% Game: 12-18 66.7%

North Carolina 64 • 17-6, 7-3 ACC

##	Player	Total			3-Ptr			Rebounds			PF	TP	A	TO	Blk	Stl	Min
		FG-FGA	FG-FGA	FT-FTA	FG-FGA	FG-FGA	FT-FTA	Off	Def	Tot							
03	Meeks, Kennedy	f	4-8	0-0	3-4	3	4	7	2	11	2	6	0	0	28		
11	Johnson, Bryce	f	7-14	0-0	0-0	2	6	8	1	14	1	0	3	1	26		
13	Tokoto, J.P.	f	0-3	0-0	1-2	0	1	1	2	1	3	0	0	0	30		
44	Paige, Justin	f	3-6	0-0	2-2	1	4	5	0	8	1	2	0	0	28		
05	Johnson, Bryce	f	5-10	3-7	2-3	0	2	2	3	15	4	1	0	2	34		
00	Britt, Nate	g	3-7	1-2	2-2	1	1	2	2	9	2	3	0	0	28		
14	Hubert, Desmond	g	0-0	0-0	0-0	0	0	0	1	0	0	0	0	0	1		
21	Simmons, Jackson	g	0-0	0-0	0-0	0	0	0	0	0	0	0	0	0	1		
22	Hicks, Isiah	g	2-5	0-0	0-0	3	2	5	3	4	1	0	0	0	14		
42	James, Joel	g	1-3	0-0	0-0	0	2	2	2	2	1	1	0	0	10		
Team										1	1	2					
Totals			25-56	4-9	10-13	11	23	34	16	64	15	13	3	3	200		

FG % 1st Half: 14-27 51.9% 2nd half: 11-29 37.9% Game: 25-56 44.6% Deedball Rebounds 3
 3FG % 1st Half: 2-3 66.7% 2nd half: 2-6 33.3% Game: 4-9 44.4%
 FT % 1st Half: 3-4 75.0% 2nd half: 7-9 77.8% Game: 10-13 76.9%

Officials: Jamie Luckie, Michael Roberts, Pat Driscoll

Technical fouls: Virginia-None. North Carolina-None.
 Attendance: 20102

Score by periods	1st	2nd	Total
Virginia	32	43	75
North Carolina	33	31	64

Points In Off 2nd Fast Bench
 VA 40 Paint T/O Chance Break 4 13
 NC 34 10 11 2 15
 Last FG - VA 2nd-00:57, NC 2nd-00:33.
 Largest lead - VA by 18 2nd-03:42, NC by 6 1st-12:49.
 VA led for 24:12. NC led for 12:01. Game was tied for 03:47.
 Score tied - 5 times.
 Lead changed - 9 times.



Official Basketball Box Score -- Game Totals -- Final Statistics
Louisville vs Virginia
 02/07/15 7 p.m. at Charlottesville, Va. (JPJ)



Louisville 47 • 19-4, 7-3 ACC

##	Player	Total			3-Ptr			Rebounds			PF	TP	A	TO	Blk	Stl	Min
		FG-FGA	FG-FGA	FT-FTA	FG-FGA	FG-FGA	FT-FTA	Off	Def	Tot							
24	Montrezl Harrell	f	5-8	0-0	2-2	1	5	6	3	12	0	2	1	0	33		
32	Chinanu Onuaku	f	0-0	0-0	0-0	1	1	2	2	0	0	2	0	0	18		
00	Terry Rozier	g	5-16	0-3	6-7	1	4	5	3	16	5	4	0	1	37		
03	Chris Jones	g	5-14	1-6	0-2	1	4	5	4	11	0	1	0	1	36		
26	Wayne Blackshear	g	2-4	2-3	2-2	0	7	7	3	8	0	0	0	0	35		
01	Anton Gill	g	0-1	0-1	0-0	0	0	0	2	0	0	0	0	0	4		
02	Quentin Snider	g	0-2	0-0	0-0	0	1	1	0	0	0	0	0	0	4		
10	Jaylen Johnson	g	0-0	0-0	0-0	0	0	0	0	0	0	0	0	0	4		
12	Mangok Mathiang	g	0-0	0-0	0-0	1	3	4	1	0	1	0	1	0	20		
14	Anas Mahmoud	g	0-0	0-0	0-0	0	2	2	0	0	0	1	1	0	4		
21	Shaquan Aaron	g	0-1	0-1	0-0	0	0	0	0	0	0	0	0	0	5		
Team										2	2	4					
Totals			17-46	3-14	10-13	7	29	36	18	47	6	11	3	2	200		

FG % 1st Half: 4-21 19.0% 2nd half: 13-25 52.0% Game: 17-46 37.0% Deedball Rebounds 0
 3FG % 1st Half: 1-7 14.3% 2nd half: 2-7 28.6% Game: 3-14 21.4%
 FT % 1st Half: 4-4 100.0 2nd half: 6-9 66.7% Game: 10-13 76.9%

Virginia 52 • 21-1, 9-1

##	Player	Total			3-Ptr			Rebounds			PF	TP	A	TO	Blk	Stl	Min
		FG-FGA	FG-FGA	FT-FTA	FG-FGA	FG-FGA	FT-FTA	Off	Def	Tot							
06	Darion Atkins	f	4-9	0-0	1-2	1	6	7	2	9	1	0	2	3	29		
10	Mike Tobey	c	4-4	0-0	1-2	2	2	4	4	9	0	0	0	0	13		
01	Justin Anderson	g	1-9	0-3	0-0	2	2	4	0	2	0	1	0	0	16		
15	Malcolm Brogdon	g	3-13	1-6	8-10	0	3	3	2	15	1	0	1	1	38		
32	London Perrantes	g	1-8	0-3	2-2	1	2	3	1	4	6	1	1	2	38		
04	Marial Shayok	g	0-0	0-0	0-0	0	0	0	2	0	0	0	0	1	4		
11	Evan Nolte	g	1-2	1-2	0-0	0	1	1	1	3	0	0	0	0	24		
13	Anthony Gill	g	3-5	0-0	4-6	3	5	8	1	10	0	0	0	1	28		
21	Isiah Wilkins	g	0-1	0-0	0-0	0	1	1	0	0	1	0	0	0	10		
Team										0	2	2					
Totals			17-51	2-14	16-22	9	24	33	13	52	9	2	4	8	200		

FG % 1st Half: 9-28 32.1% 2nd half: 8-23 34.8% Game: 17-51 33.3% Deedball Rebounds 2,1
 3FG % 1st Half: 0-6 0.0% 2nd half: 2-8 25.0% Game: 2-14 14.3%
 FT % 1st Half: 6-8 75.0% 2nd half: 10-14 71.4% Game: 16-22 72.7%

Officials: Bryan Kersey (R), Raymond Stovors, Brian Dorsey

Technical fouls: Louisville-None. Virginia-None.
 Attendance: 14593

Score by periods	1st	2nd	Total
Louisville	13	34	47
Virginia	24	28	52

Points In Off 2nd Fast Bench
 LOU 22 Paint T/O Chance Break 2 13
 VA 34 10 15 2 18
 Last FG - LOU 2nd-00:19, VA 2nd-01:02.
 Largest lead - LOU by 3 1st-18:13, VA by 13 2nd-13:19.
 LOU led for 02:39. VA led for 29:59. Game was tied for 07:22.
 Score tied - 5 times.
 Lead changed - 1 time.

Official Basketball Box Score -- Game Totals -- Final Statistics
Virginia vs NC State
 2-11-15 8 p.m. at PNC Arena - Raleigh, N.C.

Virginia 51 • 22-1 (10-1)

##	Player	Total			3-Ptr			Rebounds			PF	TP	A	TO	Blk	Stl	Min
		FG-FGA	FG-FGA	FT-FTA	FG-FGA	FG-FGA	FT-FTA	Off	Def	Tot							
05	Darion Atkins	*	1-5	0-0	0-0	2	4	6	1	2	1	2	1	0	23		
10	Mike Tobey	*	4-10	0-0	3-4	3	6	9	1	11	0	2	1	1	29		
11	Evan Nolte	*	1-2	1-2	0-0	0	0	0	2	3	1	0	1	1	24		
15	Malcolm Brogdon	*	5-13	0-3	5-6	1	3	4	4	15	3	2	1	0	38		
32	London Perrantes	*	3-9	1-3	0-0	0	6	6	3	7	2	3	1	0	34		
00	Devon Hall		2-3	0-1	0-0	0	0	0	2	4	1	0	0	0	12		
04	Marial Shayok		0-3	0-2	0-0	1	0	1	0	0	0	0	0	0	11		
13	Anthony Gill		3-6	0-0	3-8	6	5	11	2	9	2	1	0	0	24		
21	Isiah Wilkins		0-0	0-0	0-0	0	2	2	0	0	0	1	1	0	5		
Team										2	2	4					
Totals			19-51	2-11	11-18	15	28	43	15	51	10	12	6	2	200		

FG % 1st Half: 9-29 33.3% 2nd half: 10-24 41.7% Game: 19-51 37.3% Deedball Rebounds 4
 3FG % 1st Half: 1-8 12.5% 2nd half: 1-3 33.3% Game: 2-11 18.2%
 FT % 1st Half: 0-2 0.0% 2nd half: 11-16 68.8% Game: 11-18 61.1%

NC State 47 • 14-11 (5-7)

##	Player	Total			3-Ptr			Rebounds			PF	TP	A	TO	Blk	Stl	Min
		FG-FGA	FG-FGA	FT-FTA	FG-FGA	FG-FGA	FT-FTA	Off	Def	Tot							
00	Abdul-Malik Abu	*	1-5	0-0	3-3	0	2	2	1	5	0	1	1	0	21		
01	Trevor Lacey	*	6-13	2-5	0-0	0	1	1	1	14	1	1	0	0	35		
12	Anthony Barber	*	5-14	0-1	1-1	0	2	2	2	11	2	0	0	3	37		
22	Ralston Turner	*	2-9	0-6	0-1	0	1	1	2	4	2	1	0	1	30		
32	Kyle Washington	*	3-8	1-2	0-0	3	3	6	0	7	0	2	3	1	28		
14	Caleb Martin		0-5	0-3	2-2	2	7	9	5	2	1	0	0	1	26		
15	Cody Martin		0-0	0-0	0-0	1	0	1	0	0	1	0	0	0	4		
21	BeeJay Anya		2-3	0-0	0-0	2	2	4	4	4	0	1	5	0	19		
Team										3	2	5					
Totals			19-57	3-17	6-7	11	20	31	15	47	7	6	9	6	200		

FG % 1st Half: 9-29 31.0% 2nd half: 10-28 35.7% Game: 19-57 33.3% Deedball Rebounds 0
 3FG % 1st Half: 2-8 25.0% 2nd half: 1-9 11.1% Game: 3-17 17.6%
 FT % 1st Half: 1-2 50.0% 2nd half: 5-5 100.0 Game: 6-7 85.7%

Officials: Bryan Kersey, Sean Hull, Jeff Clark

Technical fouls: Virginia-None. NC State-Caleb Martin.
 Attendance: 19500

Fouled out: NCSU: #14 Martin, Ca. @ 0:07 in 2nd half

Score by periods	1st	2nd	Total
Virginia	19	32	51
NC State	21	26	47

Points In Off 2nd Fast Bench
 VA 22 Paint T/O Chance Break 9 13
 ST 22 8 9 8 16
 Last FG - VA 2nd-01:18, ST 2nd-00:02.
 Largest lead - VA by 5 2nd-06:23, ST by 6 1st-14:11.
 VA led for 14:18. ST led for 15:29. Game was tied for



Official Basketball Box Score -- Game Totals -- Final Statistics
Pitt vs Virginia
02/16/15 7 p.m. at Charlottesville, Va. (JPJ)



Pitt 49 • 17-10, 6-7 ACC

Table with columns: Player, Total FG-FGA, 3-Ptr FG-FGA, FT-FTA, Rebounds (Off, Def, Tot), PF, TP, A TO Blk Stl, Min. Lists stats for 24 players and team totals.

FG % 1st Half: 6-17 35.3% 2nd half: 11-27 40.7% Game: 17-44 38.6% Deadball Rebounds 4
3FG % 1st Half: 1-5 20.0% 2nd half: 5-11 45.5% Game: 6-16 37.5%
FT % 1st Half: 2-4 50.0% 2nd half: 7-13 53.8% Game: 9-17 52.9%

Virginia 61 • 24-1, 12-1 ACC

Table with columns: Player, Total FG-FGA, 3-Ptr FG-FGA, FT-FTA, Rebounds (Off, Def, Tot), PF, TP, A TO Blk Stl, Min. Lists stats for 13 players and team totals.

FG % 1st Half: 11-26 42.3% 2nd half: 9-21 42.9% Game: 20-47 42.6% Deadball Rebounds 4
3FG % 1st Half: 3-9 33.3% 2nd half: 2-4 50.0% Game: 5-13 38.5%
FT % 1st Half: 0-0 0% 2nd half: 16-22 72.7% Game: 16-22 72.7%

Officials: Bryan Kersey (R), Doug Shows, Jamie Luckie
Technical fouls: Pitt-None, Virginia-None.
Attendance: 13953
PITT: Michael Young fouled out at 00:22.4 (II)

Score by periods table and Points in Paint table for Pitt vs Virginia.

Last FG - UP 2nd-00:48, VA 2nd-00:36.
Largest lead - UP by 41:18:43, VA by 13 01:45.
UP led for 01:57, VA led for 37:21. Game was tied for 00:33.
Score tied - 0 times.
Lead changed - 1 time.

Official Basketball Box Score -- Game Totals -- Final Statistics
Florida State vs Virginia
02/22/15 6:30 p.m. at Charlottesville, Va. (JPJ)

Florida State 41 • 15-13 (7-8 ACC)

Table with columns: Player, Total FG-FGA, 3-Ptr FG-FGA, FT-FTA, Rebounds (Off, Def, Tot), PF, TP, A TO Blk Stl, Min. Lists stats for 16 players and team totals.

FG % 1st Half: 8-22 36.4% 2nd half: 7-24 29.2% Game: 15-46 32.6% Deadball Rebounds 4
3FG % 1st Half: 2-7 28.6% 2nd half: 2-12 16.7% Game: 4-19 21.1%
FT % 1st Half: 3-6 50.0% 2nd half: 4-6 66.7% Game: 7-12 58.3%

Virginia 51 • 25-1 (13-1 ACC)

Table with columns: Player, Total FG-FGA, 3-Ptr FG-FGA, FT-FTA, Rebounds (Off, Def, Tot), PF, TP, A TO Blk Stl, Min. Lists stats for 16 players and team totals.

FG % 1st Half: 9-25 36.0% 2nd half: 9-16 56.3% Game: 18-41 43.9% Deadball Rebounds 4
3FG % 1st Half: 0-7 0.0% 2nd half: 1-4 25.0% Game: 1-11 9.1%
FT % 1st Half: 4-5 80.0% 2nd half: 10-22 45.5% Game: 14-27 51.9%

Officials: Roger Ayers, Tony Greene, Brian O'Connell
Technical fouls: Florida State-None, Virginia-None.
Attendance: 14076

Score by periods table and Points in Paint table for Florida State vs Virginia.

Last FG - FS 2nd-10:33, VA 2nd-01:16.
Largest lead - FS by 3 1st-04:19, VA by 10 2nd-00:12.
FS led for 02:47, VA led for 34:46. Game was tied for 02:27.
Score tied - 1 time.
Lead changed - 8 times.



Official Basketball Box Score -- Game Totals -- Final Statistics
Virginia vs Wake Forest
02/25/15 7:00 p.m. at Winston-Salem, N.C. - LJV Coliseum



Virginia 70 • 26-1, 14-1 ACC

Table with columns: Player, Total FG-FGA, 3-Ptr FG-FGA, FT-FTA, Rebounds (Off, Def, Tot), PF, TP, A TO Blk Stl, Min. Lists stats for 23 players and team totals.

FG % 1st Half: 15-27 55.6% 2nd half: 13-29 44.8% Game: 28-56 50.0% Deadball Rebounds 2
3FG % 1st Half: 4-7 57.1% 2nd half: 1-7 14.3% Game: 5-14 35.7%
FT % 1st Half: 2-3 66.7% 2nd half: 7-10 70.0% Game: 9-13 69.2%

Wake Forest 34 • 12-16, 4-11 ACC

Table with columns: Player, Total FG-FGA, 3-Ptr FG-FGA, FT-FTA, Rebounds (Off, Def, Tot), PF, TP, A TO Blk Stl, Min. Lists stats for 25 players and team totals.

FG % 1st Half: 6-25 24.0% 2nd half: 6-30 20.0% Game: 12-55 21.8% Deadball Rebounds 0
3FG % 1st Half: 1-8 12.5% 2nd half: 3-14 21.4% Game: 4-22 18.2%
FT % 1st Half: 2-3 66.7% 2nd half: 4-4 100.0% Game: 6-7 85.7%

Officials: Michael Stephens, Jeff Clark, Tim Nestor
Technical fouls: Virginia-None, Wake Forest-None.
Attendance: 10772

Score by periods table and Points in Paint table for Virginia vs Wake Forest.

Last FG - VA 2nd-00:46, WF 2nd-02:52.
Largest lead - VA by 38 2nd-08:28, WF by 2 1st-18:08.
VA led for 36:45, WF led for 01:23. Game was tied for 01:52.
Score tied - 0 times.
Lead changed - 1 time.

Official Basketball Box Score -- Game Totals -- Final Statistics
Virginia Tech vs Virginia
02/28/15 4:00 p.m. at Charlottesville, Va. (JPJ)

Virginia Tech 57 • 10-19, 2-14 ACC

Table with columns: Player, Total FG-FGA, 3-Ptr FG-FGA, FT-FTA, Rebounds (Off, Def, Tot), PF, TP, A TO Blk Stl, Min. Lists stats for 25 players and team totals.

FG % 1st Half: 8-22 36.4% 2nd half: 10-25 40.0% Game: 18-47 38.3% Deadball Rebounds 3
3FG % 1st Half: 3-8 37.5% 2nd half: 6-11 54.5% Game: 9-19 47.4%
FT % 1st Half: 5-7 71.4% 2nd half: 7-10 70.0% Game: 12-17 70.6%

Virginia 69 • 27-1, 15-1 ACC

Table with columns: Player, Total FG-FGA, 3-Ptr FG-FGA, FT-FTA, Rebounds (Off, Def, Tot), PF, TP, A TO Blk Stl, Min. Lists stats for 23 players and team totals.

FG % 1st Half: 8-21 38.1% 2nd half: 16-26 61.5% Game: 24-47 51.1% Deadball Rebounds 0
3FG % 1st Half: 2-6 33.3% 2nd half: 4-7 57.1% Game: 6-13 46.2%
FT % 1st Half: 10-12 83.3% 2nd half: 5-9 55.6% Game: 15-21 71.4%

Officials: Jeffrey Anderson, Bill Covington, Jr., William Humes
Technical fouls: Virginia Tech-None, Virginia-Darion Atkins.
Attendance: 14245

Score by periods table and Points in Paint table for Virginia Tech vs Virginia.

Last FG - VT 2nd-00:25, VA 2nd-00:46.
Largest lead - VT by 7 1st-13:24, VA by 16 2nd-03:35.
VT led for 09:37, VA led for 25:02. Game was tied for 04:58.
Score tied - 4 times.
Lead changed - 1 time.

Official Basketball Box Score -- Game Totals -- Final Statistics
Virginia vs Syracuse
3/2/2015 7:01 p.m. at Carrier Dome, Syracuse, N.Y.

Virginia 59 • (28-1) (16-1)

Table with columns: ##, Player, Total FG-FGA, 3-Ptr FG-FGA, FT-FTA, Rebounds (Off, Def, Tot), PF, TP, A, TO, Blk, Stl, Min. Includes player stats for Darion Atkins, Evan Nolte, London Perrantes, etc.

FG % 1st Half: 10-22 45.5% 2nd half: 14-30 46.7% Game: 24-52 46.2%
3FG % 1st Half: 2-8 25.0% 2nd half: 4-9 44.4% Game: 6-17 35.3%
FT % 1st Half: 1-3 33.3% 2nd half: 4-5 80.0% Game: 5-8 62.5%

Syracuse 47 • (18-12) (9-8)

Table with columns: ##, Player, Total FG-FGA, 3-Ptr FG-FGA, FT-FTA, Rebounds (Off, Def, Tot), PF, TP, A, TO, Blk, Stl, Min. Includes player stats for B.J. Johnson, Tyler Roberson, Rakeem Christmas, etc.

FG % 1st Half: 8-22 36.4% 2nd half: 10-25 40.0% Game: 18-47 38.3%
3FG % 1st Half: 2-8 25.0% 2nd half: 2-11 18.2% Game: 4-19 21.1%
FT % 1st Half: 2-4 50.0% 2nd half: 5-9 55.6% Game: 7-13 53.8%

Score by periods table with columns: 1st, 2nd, Total. Shows scores for Virginia (23, 36, 59) and Syracuse (20, 27, 47).

Officials: James Luckie, Joe Lindsay, Brian O'Connell
Technical fouls: Virginia-None, Syracuse-None.
Attendance: 25338



Official Basketball Box Score -- Game Totals -- Final Statistics
VA vs LOUISVILLE
3/7/15 6:31PM at KFC Yum! Center, Louisville, KY



VA 57 • 28-2, 16-2

Table with columns: ##, Player, Total FG-FGA, 3-Ptr FG-FGA, FT-FTA, Rebounds (Off, Def, Tot), PF, TP, A, TO, Blk, Stl, Min. Includes player stats for Darion Atkins, Evan Nolte, Anthony Gill, etc.

FG % 1st Half: 10-21 47.6% 2nd half: 11-23 47.8% Game: 21-44 47.7%
3FG % 1st Half: 3-9 33.3% 2nd half: 5-11 45.5% Game: 8-20 40.0%
FT % 1st Half: 2-5 40.0% 2nd half: 5-7 71.4% Game: 7-12 58.3%

LOUISVILLE 59 • 24-7, 12-6

Table with columns: ##, Player, Total FG-FGA, 3-Ptr FG-FGA, FT-FTA, Rebounds (Off, Def, Tot), PF, TP, A, TO, Blk, Stl, Min. Includes player stats for HARRELL, Montrezl, BLACKSHEAR, Wayne, ONUAKU, Chinanu, etc.

FG % 1st Half: 13-25 52.0% 2nd half: 10-24 41.7% Game: 23-49 46.9%
3FG % 1st Half: 4-8 50.0% 2nd half: 1-4 25.0% Game: 5-12 41.7%
FT % 1st Half: 0-0 0.0% 2nd half: 8-10 80.0% Game: 8-10 80.0%

Officials: Mike Eades, Roger Ayers, Tim Clougherty
Technical fouls: VA-None, LOUISVILLE-None.
Attendance: 22788

Score by periods table with columns: 1st, 2nd, Total. Shows scores for VA (25, 32, 57) and LOUISVILLE (30, 29, 59).

Last FG - VA 2nd-00:13, LOU 2nd-00:03.
Largest lead - VA by 2 2nd-13:29, LOU by 14 1st-12:45.
VA led for 21:10. SU led for 16:02. Game was tied for 02:39.

OFFICIAL BASKETBALL BOX SCORE
Florida State vs Virginia
Thu, Mar 12, 2015 12:00 PM Greensboro Coliseum

Final

Box score for Florida State vs Virginia. Includes player stats for Cofer, Phil, Turpin, Kiel, Bookert, Devon, etc.

Box score for Virginia vs Florida State. Includes player stats for Atkins, Darion, Nolte, Evan, Gill, Anthony, etc.

Officials: Jamie Luckie, Sean Hull, Tim Kelly
Technical fouls: Florida State-Bench, Virginia-None
Attendance: 22,026

Scoring By Periods table with columns: 1, 2, Total. Shows scores for Florida State (17, 27, 44) and Virginia (34, 24, 58).

Notes: 2015 New York Life ACC Tournament Game 7 - Quarterfinal

Other Stats table with columns: VA, FS. Includes stats for Biggest Lead, Shots in the Paint, Points Off Turnovers, etc.

OFFICIAL BASKETBALL BOX SCORE
North Carolina vs Virginia
Fri, Mar 13, 2015 7:00 PM Greensboro Coliseum

Final

Box score for North Carolina vs Virginia. Includes player stats for Tokoto, J.P., Johnson, Brice, Meeks, Kennedy, etc.

Box score for Virginia vs North Carolina. Includes player stats for Atkins, Darion, Nolte, Evan, Gill, Anthony, etc.

Officials: Roger Ayers, Raymond Styons, Jerry Heater
Technical fouls: North Carolina-None, Virginia-None
Attendance: 22,026

Scoring By Periods table with columns: 1, 2, Total. Shows scores for North Carolina (30, 41, 71) and Virginia (23, 44, 67).

Notes: 2015 New York Life ACC Tournament Game 11 - Semifinal

Other Stats table with columns: VA, NC. Includes stats for Biggest Lead, Shots in the Paint, Points Off Turnovers, etc.



Official Basketball Box Score -- Game Totals -- Final Statistics
Belmont vs Virginia
 03/20/15 3:27 p.m. at Time Warner Cable Arena (Charlotte,N.C.)



Belmont 67 • 22-11

#	Player	Total		3-Ptr		Rebounds			PF	TP	A	TO	Blk	Stl	Min
		FG-FGA	FG-FGA	FT-FTA	FT-FTA	Off	Def	Tot							
32	EGEKEZE, Amanze	f	3-5	0-1	2-2	1	3	4	4	8	0	1	0	1	20
35	BRADDS, Evan	f	4-8	0-1	2-2	1	5	6	2	10	1	3	0	0	33
20	BARNETTE, Taylor	g	3-9	1-7	0-0	0	1	1	3	7	2	1	0	0	33
22	CHAMBERLAIN, Reece	g	2-5	1-3	1-2	1	1	2	4	6	4	3	0	3	32
23	BRADSHAW, Craig	g	10-19	5-9	0-0	1	8	9	3	25	1	2	0	0	37
01	LUKE, Austin		0-2	0-0	0-0	1	0	1	1	0	2	0	0	0	8
02	SMITH, Nick		2-5	1-3	0-0	0	0	0	0	5	0	1	1	0	16
04	MOBLEY, Holden		0-0	0-0	0-0	0	0	0	0	0	0	0	0	0	3
05	CHOWBAY, Caleb		0-0	0-0	0-0	0	0	0	0	0	0	0	0	0	0+
11	TURNER, Spencer		0-0	0-0	0-0	0	0	0	0	0	0	0	0	0	1
21	SAMPSON, Burton		0-0	0-0	0-0	0	0	0	0	0	0	0	0	0	0+
25	MERCER, Mark		3-4	0-1	0-0	1	1	2	1	6	1	1	1	0	12
31	LESTER, Josh		0-0	0-0	0-0	0	0	0	0	0	0	0	0	0	0+
41	HADDEN, Tyler		0-0	0-0	0-0	0	0	0	0	0	0	0	0	0	0+
43	LAIIDIG, Jeff		0-0	0-0	0-0	0	1	1	1	0	1	0	0	0	5
	Team					0	3	3							
	Totals		27-57	8-25	5-6	6	23	29	22	67	12	12	2	4	200

FG % 1st Half: 13-29 44.8% 2nd half: 14-28 50.0% Game: 27-57 47.4% Deadball Rebounds 1
 3FG % 1st Half: 5-12 41.7% 2nd half: 3-13 23.1% Game: 8-25 32.0%
 FT % 1st Half: 1-1 100.0 2nd half: 4-5 80.0% Game: 5-6 83.3%

Virginia 79 • 30-3

#	Player	Total		3-Ptr		Rebounds			PF	TP	A	TO	Blk	Stl	Min
		FG-FGA	FG-FGA	FT-FTA	FT-FTA	Off	Def	Tot							
11	Evan Nolte	f	0-4	0-3	0-0	1	3	4	1	0	2	0	1	0	32
13	Anthony Gill	f	4-6	0-0	8-11	2	1	3	2	16	2	1	1	1	30
05	Darion Atkins	c	5-11	0-0	0-0	6	1	7	2	10	2	1	1	1	23
15	Malcolm Brogdon	g	6-17	4-9	6-6	0	5	5	1	22	1	2	0	0	37
32	London Perrantes	g	4-7	1-3	0-0	1	4	5	3	9	3	1	1	0	31
01	Justin Anderson		4-6	1-2	6-7	0	5	5	1	15	1	1	0	1	26
04	Marial Shayok		2-3	0-0	1-1	0	1	1	0	5	0	1	0	1	11
10	Mike Tobey		1-2	0-0	0-0	1	1	2	0	2	0	0	0	0	5
21	Isaiah Wilkins		0-1	0-0	0-0	0	2	2	0	0	0	0	0	0	5
	Team					0	1	1							
	Totals		26-57	6-17	21-25	11	24	35	10	79	11	7	3	5	200

FG % 1st Half: 16-34 47.1% 2nd half: 10-23 43.5% Game: 26-57 45.6% Deadball Rebounds 1
 3FG % 1st Half: 5-12 41.7% 2nd half: 1-5 20.0% Game: 6-17 35.3%
 FT % 1st Half: 3-4 75.0% 2nd half: 18-21 85.7% Game: 21-25 84.0%

Officials: Mark Whitehead, Keith Kimble, Gene Steratore
 Technical fouls: Belmont-None. Virginia-None.
 Attendance: 16551

Score by periods	1st	2nd	Total
Belmont	32	35	67
Virginia	40	39	79

	In	Off	2nd	Fast	Bench
Points	Paint	T/O	Chance	Break	
BEL	36	13	8	10	11
VA	32	19	11	8	22

Last FG - BEL 2nd-00:37, VA 2nd-00:51.
 Largest lead - BEL by 6 1st-14:06, VA by 14 2nd-15:22.
 BEL led for 07:17, VA led for 32:07. Game was tied for 00:36.

Score tied - 1 time.
 Lead changed - 4 times.

Official Basketball Box Score -- Game Totals -- Final Statistics
Michigan State vs Virginia
 03/22/15 12:10 p.m. at Time Warner Cable Arena (Charlotte,N.C.)

Michigan State 60 • 25-11

#	Player	Total		3-Ptr		Rebounds			PF	TP	A	TO	Blk	Stl	Min
		FG-FGA	FG-FGA	FT-FTA	FT-FTA	Off	Def	Tot							
22	Dawson, Brandon	f	5-9	0-0	5-9	2	7	9	0	15	0	2	4	1	34
34	Schilling, Gavin	f	1-2	0-0	2-4	0	2	2	3	4	0	0	2	0	17
11	Nairn Jr., Lourawls	g	0-0	0-0	1-2	0	2	2	4	1	0	0	0	0	17
20	Trice, Travis	g	7-15	4-8	5-6	0	2	2	1	23	3	1	0	1	39
45	Valentine, Denzel	g	1-6	1-2	1-2	1	3	4	4	4	4	1	0	0	21
00	Clark Jr., Marvin		0-1	0-1	1-2	1	1	2	1	1	0	0	0	0	11
03	Ellis III, Alvin		0-2	0-0	1-4	1	0	1	2	1	0	0	0	1	11
05	Forbes, Bryn		2-3	1-1	2-2	0	3	3	1	7	0	2	0	0	27
10	Costello, Matt		1-2	0-0	2-2	2	3	5	3	4	0	0	1	1	23
	Team					0	2	2							
	Totals		17-40	6-12	20-33	7	25	32	19	60	7	6	7	4	200

FG % 1st Half: 9-20 45.0% 2nd half: 8-20 40.0% Game: 17-40 42.5% Deadball Rebounds 8
 3FG % 1st Half: 3-6 50.0% 2nd half: 3-6 50.0% Game: 6-12 50.0%
 FT % 1st Half: 2-6 33.3% 2nd half: 18-27 66.7% Game: 20-33 60.6%

Virginia 54 • 30-4

#	Player	Total		3-Ptr		Rebounds			PF	TP	A	TO	Blk	Stl	Min
		FG-FGA	FG-FGA	FT-FTA	FT-FTA	Off	Def	Tot							
01	Justin Anderson	f	2-7	0-4	4-7	0	1	1	2	8	0	2	1	0	25
13	Anthony Gill	f	3-9	0-0	5-8	4	2	6	5	11	1	0	0	0	30
05	Darion Atkins	c	4-10	0-0	2-2	7	7	14	4	10	0	0	2	0	29
15	Malcolm Brogdon	g	3-12	1-6	2-2	1	2	3	1	9	1	2	0	2	36
32	London Perrantes	g	2-10	0-4	1-2	1	4	5	0	5	2	1	0	0	38
04	Marial Shayok		1-4	1-2	3-4	0	2	2	1	6	1	0	0	0	15
10	Mike Tobey		1-3	0-0	1-1	1	3	4	1	3	0	0	0	0	12
11	Evan Nolte		1-2	0-1	0-0	1	0	1	4	2	1	0	0	0	15
	Team					1	2	3							
	Totals		17-57	2-17	18-26	18	21	39	18	54	6	5	3	2	200

FG % 1st Half: 8-30 26.7% 2nd half: 9-27 33.3% Game: 17-57 29.8% Deadball Rebounds 5
 3FG % 1st Half: 1-7 14.3% 2nd half: 1-10 10.0% Game: 2-17 11.8%
 FT % 1st Half: 1-2 50.0% 2nd half: 17-24 70.8% Game: 18-26 69.2%

Officials: Mark Whitehead, Bryan Kersey, Joe Lindsay
 Technical fouls: Michigan State-None. Virginia-None.
 Attendance:

Score by periods	1st	2nd	Total
Michigan State	23	37	60
Virginia	18	36	54

	In	Off	2nd	Fast	Bench
Points	Paint	T/O	Chance	Break	
MSU	20	7	8	9	13
VA	24	3	17	2	11

Last FG - MSU 2nd-02:51, VA 2nd-00:03.
 Largest lead - MSU by 12 2nd-15:10, VA by 2 1st-09:59.
 MSU led for 38:12, VA led for 00:18. Game was tied for 01:30.

Score tied - 1 time.
 Lead changed - 1 time.

VIRGINIA'S 2014-15 HONORS

NAME	HONOR
Justin Anderson	ACC Co-Player of the Week (Dec. 8)
Justin Anderson	USBWA National Player of the Week (Dec. 9)
Justin Anderson	All-ACC Second Team (ACSM & Coaches)
Justin Anderson	USBWA All-District 3 Team
Justin Anderson	NABC All-District 2 First Team
Justin Anderson	NABC All-America Third Team
Darion Atkins	All-ACC Defensive Team (ACSM & Coaches)
Darion Atkins	ACC Defensive Player of the Year (ACSM & Coaches)
Darion Atkins	Lefty Driesell National Defensive Player of the Year
Malcolm Brogdon	Preseason All-ACC
Malcolm Brogdon	2015 Allstate NABC Good Works Team® (Feb. 10)
Malcolm Brogdon	ACC Co-Defensive Player of the Year (Coaches)
Malcolm Brogdon	All-ACC First Team (ACSM & Coaches)
Malcolm Brogdon	All-ACC Defensive Team (ACSM & Coaches)
Malcolm Brogdon	USBWA All-District 3 Team
Malcolm Brogdon	ACC All-Tournament (Second Team)
Malcolm Brogdon	USBWA All-American (Second Team)
Malcolm Brogdon	NABC All-District 2 First Team
Malcolm Brogdon	NABC All-America Second Team
Malcolm Brogdon	AP All-America Second Team
Malcolm Brogdon	John Wooden Award All-American
Tony Bennett	ACC Coach of the Year (ACSM & Coaches)
Tony Bennett	USBWA District 3 Coach of the Year
Tony Bennett	USBWA National Coach of the Year
Tony Bennett	NABC UPS District 2 Coach of the Year
Anthony Gill	All-ACC Third Team (ACSM & Coaches)
Anthony Gill	All-ACC Defensive Team (Coaches)
London Perrantes	All-ACC Honorable Mention (ACSM & Coaches)
Mike Tobey	ACC Sixth Man of the Year (Coaches)

VIRGINIA'S 2014-15 GAME-BY-GAME STARTERS

OPPONENT	1	2	3	4	5	RECORD
at James Madison	Hall	Brogdon	Anderson	Gill	Tobey	1-0
Norfolk State	Perrantes	Brogdon	Anderson	Gill	Tobey	1-0
South Carolina State	Perrantes	Brogdon	Anderson	Gill	Atkins	1-0
George Washington	Perrantes	Brogdon	Anderson	Gill	Atkins	2-0
Tennessee State	Perrantes	Brogdon	Anderson	Gill	Atkins	3-0
vs. La Salle	Perrantes	Brogdon	Anderson	Gill	Atkins	4-0
vs. Rutgers	Perrantes	Brogdon	Anderson	Gill	Atkins	5-0
at #21 Maryland	Perrantes	Brogdon	Anderson	Gill	Atkins	6-0
at VCU	Perrantes	Brogdon	Anderson	Gill	Tobey	2-0
Cleveland State	Perrantes	Brogdon	Anderson	Gill	Tobey	3-0
Harvard	Perrantes	Brogdon	Anderson	Gill	Tobey	4-0
Davidson	Perrantes	Brogdon	Anderson	Gill	Tobey	5-0
at Miami	Perrantes	Brogdon	Anderson	Gill	Tobey	6-0
NC State	Perrantes	Brogdon	Anderson	Gill	Atkins	7-0
#13 Notre Dame	Perrantes	Brogdon	Anderson	Gill	Atkins	8-0
Clemson	Perrantes	Brogdon	Anderson	Gill	Atkins	9-0
at Boston College	Perrantes	Brogdon	Anderson	Gill	Atkins	10-0
Georgia Tech	Perrantes	Brogdon	Anderson	Tobey	Atkins	1-0
at Virginia Tech	Perrantes	Brogdon	Anderson	Gill	Atkins	11-0
#4 Duke	Perrantes	Brogdon	Anderson	Gill	Atkins	11-1
at #12 North Carolina	Perrantes	Brogdon	Anderson	Tobey	Atkins	2-0
#9 Louisville	Perrantes	Brogdon	Anderson	Tobey	Atkins	3-0
at NC State	Perrantes	Brogdon	Nolte	Tobey	Atkins	1-0
Wake Forest	Perrantes	Brogdon	Nolte	Gill	Atkins	1-0
Pitt	Perrantes	Brogdon	Nolte	Gill	Atkins	2-0
Florida State	Perrantes	Brogdon	Nolte	Gill	Atkins	3-0
at Wake Forest	Shayok	Brogdon	Nolte	Gill	Atkins	1-0
Virginia Tech	Perrantes	Brogdon	Nolte	Gill	Atkins	4-0
at Syracuse	Perrantes	Brogdon	Nolte	Gill	Atkins	5-0
at Louisville	Perrantes	Brogdon	Nolte	Gill	Atkins	5-1
vs. Florida State	Perrantes	Brogdon	Nolte	Gill	Atkins	6-1
vs. North Carolina	Perrantes	Brogdon	Nolte	Gill	Atkins	6-2
vs. Belmont	Perrantes	Brogdon	Nolte	Gill	Atkins	7-2
vs. Michigan State	Perrantes	Brogdon	Anderson	Gill	Atkins	11-2

THE LAST TIME

VIRGINIA INDIVIDUALS

- **Scored 30 points:** Joe Harris (36) vs. Duke (2/28/13)
- **Scored 40 points:** Sean Singletary (41) at Miami (3/1/08)
- **Two players with 20 points:** Joe Harris (20) and Akil Mitchell (20) vs. Green Bay (12/1/12)
- **Three players with 20 points:** Chris Williams (27), Roger Mason, Jr. (22) and Donald Hand (20) vs. Duke (1/5/00)
- **Four players with 20 points:** Chris Williams (23), Donald Hand (22), Adam Hall (21), and Travis Watson (20) vs. Georgetown (3/15/00)
- **A player with back-to-back 25-point games:** Joe Harris, 26 vs. Virginia Tech (2/12/13), 27 at North Carolina (2/16/13)
- **One player scored in double figures:** Justin Anderson (12) at Virginia Tech (1/25/15)
- **No players scored in double figures:** vs. Wisconsin (12/4/13)
- **Five players scored in double figures:** Joe Harris (16), Anthony Gill (13), Mike Tobey (11), Justin Anderson (10), & Malcolm Brogdon (10) vs. Memphis (3/23/14)
- **Six players scored in double figures:** Sean Singletary (27), Adrian Joseph (13), Jamil Tucker (13), Mamadi Diane (12), Calvin Baker (11), Laurynas Mikalauskas (11), vs. Maryland (3/9/08)
- **Seven players scored in double figures:** Cornel Parker (20), Junior Burrough (15), Ted Jeffries (14), Cory Alexander (13), Jason Williford (12), Yuri Barnes (11) and Doug Smith (11) vs. Clemson (1/13/93)
- **Had 15 rebounds:** Mike Tobey (16) vs. Tenn. State (11/25/14)
- **Had 20 rebounds:** Travis Watson (20) vs. Wofford (1/2/03)
- **Had 25 rebounds:** Bob Mortell (25) vs. Washington & Lee (2/27/60)
- **Two players with 10 rebounds:** Anthony Gill (13) and Darion Atkins (10) vs. Davidson (12/30/14)
- **Three players with 10 rebounds:** Yuri Barnes (13), Jason Williford (12) and Junior Burrough (11) vs. Rice (12/4/93)
- **Double-Double:** Darion Atkins (10 pts, 14 rebs) vs. Michigan State (3/22/15)
- **Two players had a double-double:** Anthony Gill (25 pts, 13 rebs) and D. Atkins (13 pts, 10 rebs) vs. Davidson (12/30/14)
- **Three players had a double-double:** Jason Williford (10 pts, 15 rebs), Ted Jeffries (23 pts, 10 rebs), and Cornel Parker (11 pts, 11 rebs) at William & Mary (1/25/93)
- **Double-Double with points and assists:** London Perrantes (10 pts, 10 assts) at Syracuse (3/2/15)
- **Triple-Double:** Ralph Sampson (15 pts, 22 rebs, 10 blks) vs. Old Dominion (12/29/79)
- **Four Double-Doubles in a row:** Mike Scott [5 in a row] (27 pts, 15 rebs) vs. Oklahoma (11/23/10), (16 pts, 10 rebs) vs. Wichita State (11/24/10), (17 pts, 12 rebs) at Minnesota (11/29/10), (21 pts, 13 rebs) at Virginia Tech (12/5/10), (10 pts, 13 rebs) vs. Radford (12/7/10)
- **20 points and 20 rebounds:** Travis Watson (21 pts, 20 rebs) vs. Wofford (1/2/03)
- **20 points and 10 rebounds:** Anthony Gill (25 pts, 13 rebs) vs. Davidson (12/30/14)
- **10 assists:** London Perrantes (10) at Syracuse (3/2/15)
- **5 blocked Shots:** Darion Atkins (5) vs. Northern Iowa (12/21/13)
- **5 steals:** Devon Hall (5) at James Madison (11/14/14)
- **Led UVa in points, rebounds and assists:** Malcolm Brogdon (14 pts, 11 rebs, 3 assts) at Georgia Tech (2/8/14)
- **Hit a last second shot to win a game:** Malcolm Brogdon at Pittsburgh (2/2/14) [3-pointer with 0.9 seconds]
- **Played every minute:** Sylvan Landesberg (45) vs. Clemson (2/15/09)
- **Played more than 40 minutes:** Justin Anderson (46), London Perrantes (45) at Maryland (3/4/12)

VIRGINIA TEAM

- **Won in Overtime:** at Miami, 89-80 2 OT (1/3/15)
- **Lost in Overtime:** at Maryland, 75-69 (3/9/14)
- **Played Two Overtimes:** at Miami, 89-80 2 OT (1/3/15)
- **Played Three Overtimes:** vs. Georgetown, L 115-111 (3/15/00)
- **Shot 70 percent for a half:** 73.7% (14-19) at VCU - 2nd Half (12/6/14)
- **Shot 60 percent in a game:** 68.3% (28-41) at VCU (12/6/14)
- **Shot less than 30 percent in a game:** 29.8% (17-57) vs. Michigan State (3/22/15)
- **Shot 90 percent from the free throw line:** 90% (9-10) vs. NC State (1/7/15)
- **Shot 70 percent from 3-point line:** 71.4% (5-7) at James Madison (11/14/14)
- **Shot less than 30 percent in a half:** 26.7% (8-30) in 1st Half vs. Michigan State (3/22/15)
- **Shot less than 20 percent in a half:** 15% (3-20) in 2nd Half vs. Wisconsin (12/4/13)
- **Shot 55 percent or better and lost:** 58.5% (31-53 at North Carolina (2/16/13)
- **Attempted 50 FTs:** 52 (made 34) vs. Howard (12/12/94)
- **Made 30 FTs:** 31 (36 att.) vs. Tennessee (3/18/07)
- **Made 10 3-pt FGs:** 10 vs. Clemson (1/13/15)
- **Failed to make a 3-pt FG:** vs. Drake (11/21/11)
- **Had 50 rebounds:** 50 vs. North Carolina (1/15/09)
- **Had 25 assists:** 27 vs. Howard (11/21/01)
- **Had 15 steals:** 16 vs. NC State (2/24/08)
- **Had 10 blocks:** 11 vs. Norfolk State (11/16/14)
- **Scored 50 pts in a half:** 51 vs. Davidson, 2nd half (12/30/14)
- **Scored 60 pts in a half:** 60 vs. Gonzaga, 1st half (1/3/07)
- **Scored 70 pts in a half:** 70 vs. Coastal Carolina, 2nd half (11/20/00)
- **Scored 100 pts (ACC):** 103 vs. Maryland (1/16/07)
- **Scored 100 pts (non-conf):** 107 vs. VMI (11/16/08)
- **Scored under 20 pts in 1st half:** 18 vs. Mich. State (3/22/15)
- **Scored under 20 pts in 2nd half:** 18 vs. Wisconsin (12/4/13)
- **Scored under 50 pts in a game:** 45 vs. Rutgers (11/29/14)
- **Defeated top-5 opponent:** 75-56 vs. #4 Syracuse (3/1/14)
- **Defeated top-5 opponent on the road:** 77-69 at #3 Duke (1/17/93)
- **Defeated top-ranked opponent:** 86-73 vs. #1 North Carolina (1/30/86)

OPPONENT INDIVIDUALS

- **Scored 30 points:** Erick Green (35), Virginia Tech (1/24/13)
- **Scored 35 points:** Erick Green (35), Virginia Tech (1/24/13)
- **Scored 40 points:** J.J. Redick (40), Duke (1/28/06)
- **Scored 50 points:** Len Chappell (50), Wake (2/12/62)
- **Two players with 20 points:** Jack Gibbs (21) and Tyler Kalinoski (20) vs. Davidson (12/30/14)
- **Three players with 20 points:** Jordan McRae (21), Jarnell Stokes (20), Josh Richardson (20), at Tennessee (12/30/13)
- **Two players with 30 points:** Trevor Powell (31) and Tony Smith (31), at Marquette (2/3/90)
- **No players scored in double figures:** Georgia Tech (1/22/15)
- **Five players scored in double figures:** Isaiah Thomas (18), C.J. Wilcox (17), Abdul Gaddy (12), Terrence Ross (12), Justin Holiday (11), vs. Washington at Maui Invitational (11/22/10)
- **Six players scored in double figures:** C.J. Harris (15), Ari Stewart (12), Travis McKie (12), J.T. Terrell (11), Ty Walker (11), Gary Clark (10), at Wake Forest (1/29/11)
- **Seven players scored in double figures:** Stanley Burrell (15), Drew Lavender (13), C.J. Anderson (12), B.J. Raymond (12), Josh Duncan (11), Charles Bronson (11), and Jason Love (10), at Xavier (1/3/08)
- **Double-Double:** Montrezl Harrell (20 pts, 12 rebs), at Louisville (3/7/15)
- **Double-Double with points and assists:** Keifer Sykes (21 pts, 10 assts), at Green Bay (12/7/13)
- **Two players had a double-double:** C.J. Leslie (20 pts, 14 rebs) & Richard Howell (12 pts, 11 rebs), NC State (1/29/13)
- **Had 15 rebounds:** Amile Jefferson (15), Duke (1/13/14)
- **Had 20 rebounds:** Tim Duncan (23), Wake Forest (2/22/97)
- **Had 10 assists:** Keifer Sykes (10), at Green Bay (12/7/13)
- **5 Blocked Shots:** BeeJay Anya (5), at NC State (2/11/15)
- **5 Steals:** Briante Weber (5), VCU (12/6/14)
- **Hit a last second shot to win a game:** Mangok Mathiang at Louisville (3/7/15), 2-pointer with 2.7 seconds left in regulation

OPPONENT TEAM

- **Shot less than 30 percent in a game:** 21.8% (12-55), at Wake Forest (2/25/15)
- **Shot less than 30 percent in a game (ACC):** 21.8% (12-55), at Wake Forest (2/25/15)
- **Shot 60 percent in a game:** 63.8% (37-58), at Xavier (1/3/08)
- **Shot 55 percent or better and lost:** 55.3% (26-47), Cleveland State (11/25/09)
- **Scored 100 pts:** 106, Washington (11/22/10)
- **Scored 90 pts in an ACC game:** 93, North Carolina (2/16/13)
- **Scored 60 pts in a half:** 60, at Miami, 2nd half (3/1/08)
- **Scored 50 pts in a half:** 53, at North Carolina, 2nd half (2/16/13)
- **Scored under 20 pts in 1st half:** 17, vs. Florida State (3/12/15)
- **Scored under 20 pts in 2nd half:** 19, at Wake Forest (2/25/15)
- **Scored under 40 pts in a game:** 34, at Wake Forest (2/25/15)
- **Had 25 assists:** 27, at Xavier (1/3/08)
- **Had 15 steals:** 15, VMI (11/16/08)
- **Had 10 blocks:** 10 at Maryland (3/5/11)
- **Failed to make a 3-pt FG:** Georgia Tech (1/22/15)

2014-15 VIRGINIA MISCELLANEOUS STATISTICS

Largest halftime lead: 31 vs. Harvard (39-8)
 Largest halftime deficit: 7 vs. Wake Forest (31-24)
 Largest halftime deficit overcome in a victory: 7 vs. Wake Forest (31-24)
 Largest halftime lead surrendered in a loss: N/A
 Largest deficit overcome in a win: 12 vs. Davidson (29-17 @ 7:21 first half)
 Largest lead surrendered in a loss: 11 vs. Duke (41-30 @ 13:38 second half)

Largest deficit at any time: 14 at Louisville (19-5 @ 12:45 first half)
 Largest lead at any time: 49 vs. Harvard (led 70-21 @ 3:51 2nd half)
 Most consecutive points scored: 32 vs. Tennessee St. (30-17 to 62-17)
 Most consecutive points allowed: 16 at Virginia Tech (33-27 to 33-43)
 Longest scoring drought: 9:14 at Virginia Tech (2nd half)

JOHN PAUL JONES ARENA RECORDS

VIRGINIA PLAYERS

Points:	40, J.R. Reynolds vs. Wake Forest, 1/21/07
Most 1st Half Points:	23, Sean Singletary vs. Virginia Tech, 1/16/08
Most 2nd Half Points:	26, Sylven Landesberg vs. Boston College, 2/4/09
Rebounds:	18, Mike Scott vs. VMI, 11/16/08
Field Goals:	13, Sylven Landesberg vs. Boston College, 2/4/09
Field Goal Attempts:	23, Sylven Landesberg vs. Boston College, 2/4/09
Field Goal Pct.:	1.000 (9-9), Mike Scott vs. Wake Forest, 2/8/12
3-Point Field Goals:	8, Mustapha Farrakhan vs. Howard, 1/4/11
3-Point FG Attempts:	12, Sean Singletary vs. Gonzaga, 1/3/07 12, Sean Singletary vs. Georgia Tech, 2/24/07
3-Point FG Pct.:	1.000 (5-5), Justin Anderson vs. Tennessee State, 11/25/14 1.000 (4-4), Joe Harris vs. Hampton, 11/26/13 1.000 (4-4), London Parrantes vs. Miami, 2/26/14
Free Throws Made:	14, Sean Singletary vs. Hampton, 12/16/06 14, Sylven Landesberg vs. Florida State, 1/24/09
Free Throw Attempts:	16, Sean Singletary vs. Hampton, 12/16/06
FT Pct.:	1.000 (14-14), Sylven Landesberg vs. Florida State, 1/24/09
Assists:	10, three times by Sean Singletary last vs. Old Dominion, 3/24/08 10, Jontel Evans vs. Howard, 1/4/11
Steals:	7, Sean Singletary vs. NC State, 2/24/08
Blocks:	5, 4x, last by Darion Atkins vs. Northern Iowa, 12/21/13

VIRGINIA TEAM

Most Points:	108 vs. Gonzaga, 1/3/07
Fewest Points:	38 vs. Wisconsin, 12/4/13
Most 1st Half:	60 vs. Gonzaga, 1/3/07
Fewest 1st Half:	15, vs. Iowa State, 12/30/10
Most 2nd Half:	57 vs. Arizona, 11/12/06
Fewest 2nd Half:	15 vs. Duke, 2/16/11
Rebounds:	54 vs. UMES, 11/26/06
Field Goals:	43 vs. VMI, 11/16/08
Field Goal Attempts:	82 vs. UNC, 1/15/09
Field Goal Pct.:	.667 (32-48) vs. Howard, 1/4/11
3-Pt. FG:	18 vs. Gonzaga, 1/3/07
3-Pt. FG Attempts:	36 vs. Georgia Tech, 1/27/08
3-Point FG Pct.:	.727 (8-11) vs. North Texas, 11/20/12
Free Throws:	39 vs. Maryland, 1/16/07
FT Attempted:	49 vs. Maryland, 1/16/07
Free Throw Pct.:	1.000 (19-19) vs. Winthrop, 11/15/11
Assists:	24 vs. Howard, 11/14/07 24 vs. VMI, 11/16/08
Steals:	16 vs. NC State, 2/24/08
Blocks:	12 vs. Longwood, 2/13/07
Most Turnovers:	21 vs. Longwood, 12/7/07 21 vs. Hampton, 12/19/07
Fewest Turnovers:	2 vs. Louisville, 2/7/15

OPPONENT PLAYERS

Points:	32, 3x last by DeWayne Jackson, Morgan State, 12/19/12
Most 1st Half Points:	19, DeWayne Jackson, Morgan State, 12/19/12
Most 2nd Half Points:	28, Talor Battle, Penn State, 11/30/09
Rebounds:	16, 2x last by Jamelle Hagins, Delaware, 11/13/12
Field Goals:	13, Elijah Millsap, UAB, 12/30/09
Field Goal Attempts:	24, Malcolm Delaney, Virginia Tech, 1/28/10
Field Goal Pct.:	.875 (7-8), Ahmed Grant, UNC Wilmington, (1/18/10)
3-Point Field Goals:	8, K.C. Rivers, Clemson, 2/7/08
3-Pt. FG Attempts:	15, Malcolm Delaney, Virginia Tech, 2/19/11
3-Pt. FG Pct.:	1.000 (5-5), Tony Dukes, USC Upstate, 11/15/10
Free Throws Made:	15, Tyler Hansbrough, North Carolina, 1/15/09
FT Attempted:	17, Tyler Hansbrough, North Carolina, 1/15/09
FT Pct.:	1.000 (8-8), Tyrese Rice, Boston College, 2/4/09 1.000 (8-8), Sean Mosley, Maryland, 3/6/10 1.000 (7-7), Roy Devyn Marble, Iowa, 3/27/13
Assists:	11, Cliff Hammonds, Clemson, 2/7/08
Steals:	5, Jon Scheyer, Duke, 2/28/10
Blocks:	6, Eric Hall, Radford, 11/21/08

OPPONENT TEAM

Most Points:	97, VMI, 11/16/08
Fewest Points:	27, Harvard, 12/21/14
Most 1st Half:	50, North Carolina, 1/15/09
Fewest 1st Half:	8, Harvard, 12/21/14
Most 2nd Half:	61, Gonzaga, 1/3/07
Fewest 2nd Half:	12, Georgia Tech, 1/22/15
Rebounds:	48, North Carolina, 2/25/12
Field Goals:	37, VMI, 11/16/08
Field Goal Attempts:	79, VMI, 11/16/08
Field Goal Pct.:	.566 (30-53) Liberty, 11/25/08
3-Pt. FG:	16, Clemson, 2/7/08
3-Pt. FG Attempts:	39, Hartford, 12/30/07
3-Point FG Pct.:	.615 (16-26) Clemson, (2/7/08)
Free Throws:	26, Boston College, 2/4/09
FT Attempted:	31, Boston College, 2/4/09
Free Throw Pct.:	1.000 (15-15) Iowa, 3/27/13
Assists:	22, Clemson, 2/7/08
Steals:	15, VMI, 11/16/08
Blocks:	10, Radford, 11/21/08 10, North Carolina, 1/15/09
Most Turnovers:	25, NC State, 2/24/08
Fewest Turnovers:	4, Clemson, 1/31/12

RECORD AT JOHN PAUL JONES ARENA

2006-07 to present	159 games - 123-36 (.774)
--------------------	---------------------------

LONGEST WINNING STREAK

21 games from 12/21/13 vs. Northern Iowa through 1/22/15 vs. Georgia Tech

LONGEST ACC WINNING STREAK

21 games from 1/6/13 vs. North Carolina through 1/22/15 vs. Georgia Tech

LONGEST LOSING STREAK

4 games from 2/6/10 vs. Wake Forest through 3/6/10 vs. Maryland


MISCELLANEOUS

Biggest Comeback:	19 points vs. Arizona, 11/12/06
Biggest Lead Given up in a Loss:	14 points vs. Bradley, 3/26/08
Largest Lead:	49 points vs. Harvard, 12/21/14
Biggest Deficit:	38 points vs. Clemson, 2/7/08
Largest Margin of Victory:	49 points vs. Harvard, 12/21/14
Largest Margin of Defeat:	31 points vs. Clemson, 2/7/08
Overtime Games (Record):	7 (3-4); Last: 61-58 win vs. Maryland, 3/10/13

NCAA TOURNAMENT HISTORY

Date	UVa Seed	Region (Site) - Round	Opponent (Seed)	Score
3/13/76	--	East (Charlotte, N.C.) - 1st Round	DePaul (--)	L 69-60
3/13/81	1	East (Charlotte, N.C.) - 2nd Round	Villanova (9)	W 54-50
3/19/81		East (Atlanta, Ga.) - Regional Semifinal	Tennessee (4)	W 62-48
3/21/81		East (Atlanta, Ga.) - Regional Final	Brigham Young (6)	W 74-60
3/28/81		Final Four (Philadelphia, Pa.) - National Semifinal	North Carolina (2-West)	L 78-65
3/30/81		Final Four (Philadelphia, Pa.) - Third Place Game	LSU (1-Midwest)	W 78-74
3/14/82	1	Midwest (Indianapolis, Ind.) - 2nd Round	Tennessee (9)	W 54-51
3/18/82		Midwest (Birmingham, Ala.) - Regional Semifinal	UAB (4)	L 68-66
3/19/83	1	West (Boise, Idaho) - 2nd Round	Washington State (8)	W 54-49
3/24/83		West (Ogden, Utah) - Regional Semifinal	Boston College (4)	W 95-92
3/26/83		West (Ogden, Utah) - Regional Final	NC State (6)	L 63-62
3/16/84	7	East (East Rutherford, N.J.) - 1st Round	Iona (10)	W 58-57
3/18/84		East (East Rutherford, N.J.) - 2nd Round	Arkansas (2)	W 53-51 (ot)
3/22/84		East (Atlanta, Ga.) - Regional Semifinal	Syracuse (3)	W 63-55
3/24/84		East (Atlanta, Ga.) - Regional Final	Indiana (4)	W 50-48
3/31/84		Final Four (Seattle, Wash.) - National Semifinal	Houston (2-Midwest)	L 49-47 (ot)
3/13/86	5	East (Greensboro, N.C.) - 1st Round	DePaul (12)	L 72-68
3/12/87	5	West (Salt Lake City, Utah) - 1st Round	Wyoming (12)	L 64-60
3/16/89	5	Southeast (Nashville, Tenn.) - 1st Round	Providence (12)	W 100-97
3/18/89		Southeast (Nashville, Tenn.) - 2nd Round	Middle Tennessee (13)	W 104-88
3/23/89		Southeast (Lexington, Ky.) - Regional Semifinal	Oklahoma (1)	W 86-80
3/25/89		Southeast (Lexington, Ky.) - Regional Final	Michigan (3)	L 102-65
3/16/90	7	Southeast (Richmond, Va.) - 1st Round	Notre Dame (10)	W 75-67
3/18/90		Southeast (Richmond, Va.) - 2nd Round	Syracuse (2)	L 63-61
3/14/91	7	West (Salt Lake City, Utah) - 1st Round	Brigham Young (10)	L 61-48
3/19/93	6	East (Syracuse, N.Y.) - 1st Round	Manhattan (11)	W 78-66
3/21/93		East (Syracuse, N.Y.) - 2nd Round	Massachusetts (3)	W 71-56
3/26/93		East (East Rutherford, N.J.) - Regional Semifinal	Cincinnati (2)	L 71-54
3/18/94	7	West (Sacramento, Calif.) - 1st Round	New Mexico (10)	W 57-54
3/20/94		West (Sacramento, Calif.) - 2nd Round	Arizona (2)	L 71-58
3/16/95	4	Midwest (Dayton, Ohio) - 1st Round	Nicholls State (13)	W 96-72
3/18/95		Midwest (Dayton, Ohio) - 2nd Round	Miami (Ohio) (12)	W 60-54 (ot)
3/24/95		Midwest (Kansas City, Mo.) - Regional Semifinal	Kansas (1)	W 67-58
3/26/95		Midwest (Kansas City, Mo.) - Regional Final	Arkansas (2)	L 68-61
3/13/97	9	West (Salt Lake City, Utah) - 1st Round	Iowa (8)	L 73-60
3/16/01	5	South (Memphis, Tenn.) - 1st Round	Gonzaga (12)	L 86-85
3/16/07	4	South (Columbus, Ohio) - 1st Round	Albany (13)	W 84-57
3/18/07		South (Columbus, Ohio) - 2nd Round	Tennessee (5)	L 77-74
3/16/12	10	West (Omaha, Neb.) - 2nd Round	Florida (7)	L 71-45
3/21/14	1	East (Raleigh, N.C.) - 2nd Round	Coastal Carolina (16)	W 70-59
3/23/14		East (Raleigh, N.C.) - 3rd Round	Memphis (8)	W 78-60
3/28/14		East (New York, N.Y.) - Regional Semifinal	Michigan State (4)	L 61-59
3/20/15		East (Charlotte, N.C.) - 2nd Round	Belmont (15)	W 79-67
3/22/15		East (Charlotte, N.C.) - 3rd Round	Michigan State (7)	L 60-54

Totals - 25-19



DEVON HALL



G • 6-5 • 203 • R-Freshman • Virginia Beach, Va. • Cape Henry Collegiate

FRESHMAN SEASON (2014-15)

STATS

- Averaged 1.8 points per game
- Has 18 assists and nine steals

SEASON HIGHLIGHTS

- Scored five points and recorded five steals as a starter in collegiate debut at James Madison (11/14/14)
- Had three points and four assists vs. Harvard (12/21/14)
- Had four points at NC State (2/11/15)
- Had nine points (3-4 FG) at Wake Forest (2/25/15)

DID YOU KNOW?

- Brother, Mark Hall, had eight tackles, including 1.5 tackles for loss, in 10 games last season as a linebacker on Virginia's football team

CAREER/SEASON HIGHS

SEASON/CAREER HIGH


Points	9 at Wake Forest (2/25/15)
FGs	3 at Wake Forest (2/25/15)
3FGs	1, 5x - last at Wake Forest (2/25/15)
FTs	2 at Wake Forest (2/25/15)
Rebounds	3 vs. Clemson (1/13/15)
Assists	4 vs. Harvard (12/21/14)
Turnovers	2, 2x - last at Syracuse (3/2/15)
Blocks	1 vs. Clemson (1/13/15)
Steals	5 at James Madison (11/14/14)
Minutes	27 at James Madison (11/14/14)

2014-15 GAME-BY-GAME

Opponent	GP-GS	FG-FGA	3FG-3FGA	FT-FTA	Off-Def	Total	A	TO	Blk	Stl	PF	Min	Pts
at James Madison	1-1	2-4	1-1	0-0	0-1	1	2	2	0	5	1	27	5
Norfolk State	2-1	1-3	0-0	0-0	2-0	2	2	1	0	1	0	18	2
South Carolina State	3-1	1-4	1-2	0-0	0-1	1	2	1	0	0	1	15	3
George Washington	DNP												
Tennessee State	4-1	1-4	1-3	0-0	0-0	0	1	1	0	0	1	18	3
vs. La Salle	5-1	0-0	0-0	0-0	0-1	1	0	1	0	0	0	1	0
vs. Rutgers	6-1	1-1	0-0	1-1	0-0	0	0	0	0	0	0	2	3
at Maryland	7-1	0-1	0-0	0-0	0-0	0	0	0	0	1	0	5	0
at VCU	8-1	1-1	0-0	0-0	0-0	0	1	1	0	0	2	15	2
Cleveland State	9-1	0-0	0-0	0-0	0-2	2	0	0	0	0	0	13	0
Harvard	10-1	1-2	0-0	1-2	0-1	1	4	1	0	0	2	15	3
Davidson	11-1	0-1	0-1	1-2	0-0	0	0	0	0	0	0	2	1
at Miami	12-1	0-0	0-0	0-0	0-0	0	0	0	0	0	1	3	0
NC State	DNP												
at Notre Dame	DNP												
Clemson	13-1	0-1	0-1	0-2	0-3	3	2	0	1	0	2	11	0
at Boston College	14-1	0-0	0-0	0-0	0-0	0	0	0	0	0	1	1	0
Georgia Tech	15-1	0-0	0-0	0-0	0-1	1	0	0	0	0	0	7	0
at Virginia Tech	16-1	1-1	1-1	0-0	0-0	0	0	0	0	0	1	4	3
Duke	17-1	0-1	0-1	0-0	0-0	0	0	0	0	0	1	4	0
at North Carolina	DNP												
Louisville	DNP												
at NC State	18-1	2-3	0-1	0-0	0-0	0	1	0	0	0	2	12	4
Wake Forest	19-1	0-1	0-0	0-0	0-1	1	1	1	0	0	1	13	0
Pitt	DNP												
Florida State	20-1	1-2	0-1	0-0	0-0	0	1	1	0	0	0	12	2
at Wake Forest	21-1	3-4	1-1	2-2	0-2	2	1	0	0	2	1	24	9
Virginia Tech	22-1	1-3	0-1	0-0	0-1	1	0	0	0	0	1	16	2
at Syracuse	23-1	0-3	0-1	0-2	0-1	1	0	2	0	0	0	6	0
at Louisville	DNP												
vs. Florida State	DNP												
vs. North Carolina	DNP												
vs. Belmont	DNP												
vs. Michigan State	DNP												

HALL'S CAREER STATISTICS

Year	G-GS	Min-Avg.	FG-FGA	Pct.	3FG-3FGA	Pct.	FT-FTA	Pct.	Off-Def.	Reb-Avg.	PF-DQ	Ast	TO	Blk	Stl	Pts-Avg
2014-15	23-1	244-10.6	16-40	.400	5-15	.333	5-11	.455	2-15	17-0.7	18-0	18	12	1	9	42-1.8
ACC	12-0	113-9.4	8-19	.421	2-8	.250	2-6	.333	0-9	9-0.8	11-0	6	4	1	2	20-1.7
CAREER	23-1	244-10.6	16-40	.400	5-15	.333	5-11	.455	2-15	17-0.7	18-0	18	12	1	9	42-1.8
ACC	12-0	113-9.4	8-19	.421	2-8	.250	2-6	.333	0-9	9-0.8	11-0	6	4	1	2	20-1.7



JUSTIN ANDERSON

1

G • 6-6 • 228 • Junior • Montross, Va. • Montrose Christian (Md.)

JUNIOR SEASON (2014-15)

HONORS

- All-ACC Second Team (Media and Coaches)
- USBWA All-District 3 Team
- NABC All-District 2 First Team
- Third Team All-America (NABC)
- Finalist for Naismith Julius Erving Award (best small forward)
- Naismith Trophy Midseason List
- USBWA Oscar Robertson Player of the Year Midseason List
- John Wooden Award Midseason List
- Finalist for Lute Olson National Player of the Year Award
- USBWA's Oscar Robertson National Player of the Week and ACC Co-Player of the Week on Dec. 9.

STATS

- Ranked second on the team in scoring at 12.2 ppg and 78.0 FT%
- Was leading the ACC in 3-point shooting at 48.4% before his injuries
- Scored in double figures in 18 of 26 games

SEASON HIGHLIGHTS

- Returned to action vs. Florida State in the ACC quarterfinals after missing eight games due to a fractured finger suffered on Feb. 7 and an appendectomy on March 5
- Had a team-high 18 points and shot 4-5 on 3FGs at James Madison (11/14/14)
- Led team in scoring with 17 points vs. South Carolina State (11/18/14)
- Led team in scoring with 18 points to go along with eight rebounds vs. GW (11/21/14)
- Led team in scoring with 20 points and shot a perfect 5-5 on 3FGs vs. Tennessee St. (11/25/14)
- Had 16 points and six rebounds at Maryland (12/3/14)
- Led team with 21 points and eight rebounds at VCU (12/6/14)
- Had 14 points (4-6 3FGs) vs. Davidson (12/30/14)
- Had 16 points, including game-tying 3-pointer at the end of first OT, at Miami (1/3/15)
- Had 16 points and tied a career high with nine rebounds vs. NC State (1/7/15)
- Had 12 points (10 in the final 7:03) and had a key block on a game-tying 3-point attempt by Malik Mueller in the final minute at Virginia Tech (1/25/15)
- Had 16 points and a career-high seven assists at North Carolina (2/2/15)
- Had 15 points (4-6 FGs, 6-7 FTs) vs. Belmont in NCAA Round of 64 (3/20/15)

DID YOU KNOW?

- Was the inaugural winner of the ACC Sixth Man of the Year Award in 2013-14

CAREER/SEASON HIGHS

	CAREER HIGH	SEASON HIGH
Points	24 vs. Iowa (3/27/13)	21 at VCU (12/6/14)
FGs	10 vs. Missouri State (11/30/13)	8 vs. George Washington (11/21/14)
3FGs	5, 2x - last vs. Tenn State (11/25/14)	5 vs. Tennessee State (11/25/14)
FTs	9 vs. St. John's (3/24/13)	8 at Boston College (1/17/15)
Rebounds	9, 3x - last vs. NC State (1/7/15)	9 vs. NC State (1/7/15)
Assists	7 at North Carolina (2/2/15)	7 at North Carolina (2/2/15)
Turnovers	4, 3x - last at Notre Dame (1/10/15)	4 at Notre Dame (1/10/15)
Blocks	5, 2x - last vs. Iowa (3/27/13)	2 at North Carolina (2/2/15)
Steals	3, 4x - last vs. Iowa (3/27/13)	2, 2x - last at North Carolina (2/2/15)
Minutes	46 at Miami (1/3/15)	46 at Miami (1/3/15)

2014-15 GAME-BY-GAME

Opponent	GP-GS	FG-FGA	3FG-3FGA	FT-FTA	Off-Def	Total	A	TO	Blk	Stl	PF	Min	Pts
at James Madison	1-1	6-10	4-5	2-4	0-6	6	4	2	0	0	0	30	18
Norfolk State	2-2	3-9	3-5	2-2	1-3	4	4	3	0	1	1	22	11
South Carolina State	3-3	4-8	3-6	6-7	1-4	5	2	0	1	1	1	24	17
George Washington	4-4	8-13	0-1	2-3	3-5	8	1	1	1	1	0	35	18
Tennessee State	5-5	7-7	5-5	1-1	0-1	1	2	1	0	1	0	22	20
vs. La Salle	6-6	4-11	0-2	0-0	2-0	2	3	2	1	1	4	28	8
vs. Rutgers	7-7	6-12	1-2	0-0	0-4	4	1	0	0	0	0	28	13
at Maryland	8-8	5-9	1-3	5-7	2-4	6	0	1	0	0	2	25	16
at VCU	9-9	6-7	3-4	6-6	0-8	8	1	3	1	0	2	32	21
Cleveland State	10-10	6-11	2-3	2-2	1-4	5	3	1	1	0	2	28	16
Harvard	11-11	3-6	2-3	0-0	0-4	4	2	3	0	2	1	21	8
Davidson	12-12	5-8	4-6	0-1	0-4	4	1	0	0	0	1	33	14
at Miami	13-13	4-9	2-5	6-9	0-2	2	3	0	0	2	4	46	16
NC State	14-14	5-14	4-9	2-2	2-7	9	3	2	1	0	2	33	16
at Notre Dame	15-15	3-6	2-4	3-4	1-3	4	1	4	0	1	1	32	11
Clemson	16-16	5-10	3-6	2-2	0-2	2	1	0	1	1	1	28	15
at Boston College	17-17	0-8	0-4	8-9	0-0	0	1	0	1	1	1	34	8
Georgia Tech	18-18	3-7	1-2	0-0	0-3	3	4	0	1	1	2	28	7
at Virginia Tech	19-19	3-7	2-5	4-4	1-5	6	3	1	1	2	1	33	12
Duke	20-20	4-11	1-6	2-2	1-4	5	0	0	0	1	1	33	11
at North Carolina	21-21	6-10	3-5	1-2	0-3	3	7	1	2	2	0	36	16
Louisville	22-22	1-9	0-3	0-0	2-2	4	0	1	0	0	0	16	2
at NC State	DNP												
Wake Forest	DNP												
Pitt	DNP												
Florida State	DNP												
at Wake Forest	DNP												
Virginia Tech	DNP												
at Syracuse	DNP												
at Louisville	DNP												
vs. Florida State	23-22	0-2	0-0	0-0	0-2	2	0	1	0	0	1	12	0
vs. North Carolina	24-22	0-4	0-3	0-1	0-2	2	0	1	1	0	1	14	0
vs. Belmont	25-22	4-6	1-2	6-7	0-5	5	1	1	0	1	1	26	15
vs. Michigan State	26-23	2-7	0-4	4-7	0-1	1	0	2	1	0	2	25	8

ANDERSON'S CAREER STATISTICS

Year	G-GS	Min-Avg.	FG-FGA	Pct.	3FG-3FGA	Pct.	FT-FTA	Pct.	Off-Def.	Reb-Avg.	PF-DQ	Ast	TO	Blk	Stl	Pts-Avg
2012-13	35-17	841-24.0	89-212	.420	20-66	.303	68-89	.764	32-84	116-3.3	49-0	81	43	42	30	266-7.6
ACC	18-10	453-25.2	48-110	.436	9-29	.310	26-34	.765	16-46	62-3.4	29-0	41	20	21	13	131-7.3
2013-14	37-5	796-21.5	96-236	.407	30-102	.294	68-95	.716	26-94	120-3.2	58-1	54	51	28	13	290-7.8
ACC	18-0	381-21.2	49-120	.408	15-50	.300	37-51	.725	11-38	49-2.7	29-1	21	25	12	6	150-8.3
2014-15	26-23	724-27.8	103-221	.466	47-104	.452	64-82	.780	17-88	105-4.0	30-0	45	31	14	17	317-12.2
ACC	10-10	319-31.9	34-91	.374	18-49	.367	28-34	.824	7-31	38-3.8	11-0	23	9	7	9	114-11.4
CAREER	98-45	2361-24.1	288-669	.430	97-272	.357	200-266	.752	75-266	341-3.5	137-1	180	125	84	60	873-8.9
ACC	46-20	1153-25.1	131-321	.408	42-128	.328	91-119	.765	34-115	149-3.2	69-1	85	54	40	28	395-8.6

ANDERSON'S CAREER NCAA STATISTICS

Year	G-GS	Min-Avg.	FG-FGA	Pct.	3FG-3FGA	Pct.	FT-FTA	Pct.	Off-Def.	Reb-Avg.	PF-DQ	Ast	TO	Blk	Stl	Pts-Avg
NCAA	5-1	107-21.4	11-27	.407	2-12	.167	12-17	.706	2-13	15-3.0	2-0	6	6	4	2	36-7.2



B.J. STITH

2

G • 6-5 • 205 • Freshman • Lawrenceville, Va. • Oak Hill Academy

FRESHMAN SEASON (2014-15)

OF NOTE

- Announced on April 3 that he is transferring out of the program

STATS

- Averaged 1.3 points per game, appearing in 13 games

SEASON HIGHLIGHTS

- Made collegiate debut at James Madison and recorded two steals in eight minutes (11/14/14)
- Scored his first collegiate basket and shot 2-3 FGs in 12 minutes vs. Tennessee State (11/25/14)
- Had four points and two rebounds vs. Harvard (12/21/14)
- Made first career 3-pointer vs. Clemson (1/13/15)
- Had two points, two rebounds and two assists at Wake Forest (2/25/15)

DID YOU KNOW?

- Father, Bryant Stith, is Virginia's all-time leading scorer (2,516 points) and had a 10-year NBA career. He is currently an assistant coach at Old Dominion.

CAREER/SEASON HIGHS

SEASON/CAREER HIGH

Points	4, 2x - last vs. Harvard (12/21/14)
FGs	2, 2x - last vs. Harvard (12/21/14)
3FGs	1 vs. Clemson (1/13/15)
FTs	2 at Wake Forest (2/25/15)
Rebounds	2, 2x - last at Wake Forest (2/25/15)
Assists	2 at Wake Forest (2/25/15)
Turnovers	2, 2x - last at Wake Forest (2/25/15)
Blocks	-
Steals	-
Minutes	12 vs. Tennessee State (11/25/14)

2014-15 GAME-BY-GAME

Opponent	GP-GS	FG-FGA	3FG-3FGA	FT-FTA	Off-Def	Total	A	TO	Blk	Stl	PF	Min	Pts
at James Madison	1-0	0-0	0-0	0-0	0-1	1	0	2	0	0	0	8	0
Norfolk State	2-0	0-1	0-1	0-0	0-1	1	0	0	0	0	1	5	0
South Carolina State	3-0	0-0	0-0	0-0	0-1	1	0	1	0	0	0	5	0
George Washington	DNP												
Tennessee State	4-0	2-3	0-0	0-1	0-0	0	1	0	0	0	0	12	4
vs. La Salle	DNP												
vs. Rutgers	5-0	0-0	0-0	0-0	0-0	0	0	0	0	0	0	2	0
at Maryland	6-0	0-0	0-0	0-0	0-0	0	0	0	0	0	0	1	0
at VCU	DNP												
Cleveland State	7-0	0-0	0-0	0-0	0-0	0	0	0	0	0	0	1	0
Harvard	8-0	2-2	0-0	0-0	0-2	2	1	0	0	0	1	7	4
Davidson	DNP												
at Miami	DNP												
NC State	DNP												
at Notre Dame	DNP												
Clemson	9-0	1-2	1-1	0-0	0-0	0	0	0	0	0	0	5	3
at Boston College	10-0	0-0	0-0	0-0	0-0	0	0	0	0	0	0	1	0
Georgia Tech	11-0	0-2	0-2	0-0	0-1	1	0	0	0	0	0	5	0
at Virginia Tech	DNP												
Duke	DNP												
at North Carolina	DNP												
Louisville	DNP												
at NC State	DNP												
Wake Forest	DNP												
Pitt	DNP												
Florida State	DNP												
at Wake Forest	12-0	0-3	0-2	2-2	0-2	2	2	2	0	0	0	10	2
Virginia Tech	DNP												
at Syracuse	13-0	0-0	0-0	0-0	0-0	0	0	0	0	0	0	1	0
at Louisville	DNP												
vs. Florida State	DNP												
vs. North Carolina	DNP												
vs. Belmont	DNP												
vs. Michigan State	DNP												

STITH'S CAREER STATISTICS

Year	G-GS	Min-Avg.	FG-FGA	Pct.	3FG-3FGA	Pct.	FT-FTA	Pct.	Off-Def.	Reb-Avg.	PF-DQ	Ast	TO	Blk	Stl	Pts-Avg
2014-15	13-0	63-4.8	5-13	.385	1-6	.167	2-3	.667	0-8	8-0.6	2-0	4	3	0	2	13-1.0
ACC	5-0	22-4.4	1-7	.143	1-5	.200	2-2	1.000	0-3	3-0.6	0-0	2	2	0	0	5-1.0
CAREER	13-0	63-4.8	5-13	.385	1-6	.167	2-3	.667	0-8	8-0.6	2-0	4	3	0	2	13-1.0
ACC	5-0	22-4.4	1-7	.143	1-5	.200	2-2	1.000	0-3	3-0.6	0-0	2	2	0	0	5-1.0



MARIAL SHAYOK

4

G • 6-5 • 207 • Freshman • Ottawa, Ontario • Blair Academy (N.J.)

FRESHMAN SEASON (2014-15)

STATS

- Only Cavalier freshman to appear in all 33 games
- Averaged 3.8 points and 1.8 rebounds per game
- Shooting 38.0% from 3-point range

SEASON HIGHLIGHTS

- Scored six points off the bench in collegiate debut at James Madison (11/14/14)
- Scored eight points vs. Norfolk State (11/16/14)
- Had nine points, five rebounds and four assists at Maryland (12/3/14)
- Had seven points and four assists vs. Harvard (12/21/14)
- Had nine points and five rebounds at Miami (1/3/15)
- Had six points and four rebounds vs. Pitt (2/16/15)
- Had seven points and six rebounds vs. Florida State (2/22/15)
- Had seven points, five rebounds and four assists in first career start at Wake Forest (2/25/15)
- Had seven points and three rebounds vs. North Carolina in ACC Semifinals (3/13/15)
- Had five points vs. Belmont in NCAA Round of 64 (3/20/15)

DID YOU KNOW?

- Represented Canada at the 2012 U17 World Championships in Kaunas, Lithuania

CAREER/SEASON HIGHS

SEASON/CAREER HIGH

Points	9, 2x - last at Miami (1/3/15)
FGs	4 at Maryland (12/3/14)
3FGs	2, 2x - last at Miami (1/3/15)
FTs	3, 2x - last vs. Michigan State (3/22/15)
Rebounds	6 vs. Florida State (2/22/15)
Assists	4, 3x - last at Wake Forest (2/25/15)
Turnovers	3 vs. Florida State (2/22/15)
Blocks	2, 2x - last at Miami (1/3/15)
Steals	2, 6x - last at Wake Forest (2/25/15)
Minutes	31 at Miami (1/3/15)

2014-15 GAME-BY-GAME


Opponent	GP-GS	FG-FGA	3FG-3FGA	FT-FTA	Off-Def	Total	A	TO	Blk	Stl	PF	Min	Pts
at James Madison	1-0	2-5	0-0	2-3	0-0	3	0	1	2	0	0	21	6
Norfolk State	2-0	3-7	2-5	0-0	1-1	2	2	1	0	2	3	12	8
South Carolina State	3-0	1-5	1-3	0-0	0-2	2	1	2	1	0	1	17	3
George Washington	4-0	0-0	0-0	0-0	0-1	1	0	0	1	1	1	8	0
Tennessee State	5-0	3-9	1-3	0-0	1-1	2	1	0	0	2	0	17	7
vs. La Salle	6-0	0-0	0-0	0-0	0-1	1	1	0	0	0	1	12	0
vs. Rutgers	7-0	2-8	1-3	0-0	1-2	3	0	0	0	0	2	16	5
at Maryland	8-0	4-5	1-1	0-0	0-5	5	4	2	0	0	4	26	9
at VCU	9-0	0-0	0-0	0-0	0-0	0	1	1	0	0	0	5	0
Cleveland State	10-0	1-2	1-2	2-2	0-1	1	0	1	0	2	2	10	5
Harvard	11-0	3-3	1-1	0-0	1-1	2	4	2	0	0	1	22	7
Davidson	12-0	1-2	1-1	0-0	0-0	0	0	1	0	0	2	6	3
at Miami	13-0	3-6	2-4	1-2	0-5	5	3	0	2	2	1	31	9
NC State	14-0	1-3	0-1	0-0	0-1	1	2	1	1	2	1	17	2
at Notre Dame	15-0	3-5	1-2	0-0	0-0	0	0	0	0	0	3	18	7
Clemson	16-0	1-2	1-2	0-1	0-0	0	2	1	0	1	1	14	3
at Boston College	17-0	2-4	1-3	0-0	1-3	4	1	0	0	0	4	17	5
Georgia Tech	18-0	3-6	0-0	0-0	0-3	3	1	0	1	0	2	19	6
at Virginia Tech	19-0	0-5	0-2	0-0	0-1	2	0	0	1	0	0	19	0
Duke	20-0	0-1	0-1	0-0	0-0	0	0	1	0	1	0	7	0
at North Carolina	21-0	0-1	0-1	0-0	0-0	0	1	0	0	0	1	8	0
Louisville	22-0	0-0	0-0	0-0	0-0	0	0	0	0	1	2	4	0
at NC State	23-0	0-3	0-2	0-0	1-0	1	0	0	0	0	0	11	0
Wake Forest	24-0	0-2	0-0	0-0	0-1	1	0	0	0	0	0	8	0
Pitt	25-0	2-2	1-1	1-2	0-4	4	1	0	0	0	1	21	6
Florida State	26-0	2-4	0-1	3-6	0-6	6	0	3	0	1	3	24	7
at Wake Forest	27-1	3-8	1-2	0-0	1-4	5	4	1	1	2	0	26	7
Virginia Tech	28-1	0-0	0-0	0-0	0-0	0	0	0	0	0	2	1	0
at Syracuse	29-1	0-1	0-1	0-0	0-1	1	0	0	0	0	0	6	0
at Louisville	30-1	1-3	1-3	0-0	0-0	0	2	1	0	0	2	12	3
vs. Florida State	31-1	1-3	0-1	2-2	0-0	0	1	1	0	0	1	17	4
vs. North Carolina	32-1	2-3	1-2	2-4	0-3	3	2	0	0	1	0	18	7
vs. Belmont	33-1	2-3	0-0	1-1	0-1	1	0	1	0	1	0	11	5
vs. Michigan State	34-1	1-4	1-2	3-4	0-2	2	1	0	0	0	1	15	6

SHAYOK'S CAREER STATISTICS

Year	G-GS	Min-Avg.	FG-FGA	Pct.	3FG-3FGA	Pct.	FT-FTA	Pct.	Off-Def.	Reb-Avg.	PF-DQ	Ast	TO	Blk	Stl	Pts-Avg
2014-15	34-1	496-14.6	47-116	.405	19-50	.380	17-27	.630	8-53	61-1.8	44-0	35	21	10	19	130-3.8
ACC	18-1	263-14.6	21-56	.375	8-26	.308	5-11	.455	4-29	33-1.8	23-0	17	8	6	10	55-3.1
CAREER	34-1	496-14.6	47-116	.405	19-50	.380	17-27	.630	8-53	61-1.8	44-0	35	21	10	19	130-3.8
ACC	18-1	263-14.6	21-56	.375	8-26	.308	5-11	.455	4-29	33-1.8	23-0	17	8	6	10	55-3.1

SHAYOK'S CAREER NCAA STATISTICS

Year	G-GS	Min-Avg.	FG-FGA	Pct.	3FG-3FGA	Pct.	FT-FTA	Pct.	Off-Def.	Reb-Avg.	PF-DQ	Ast	TO	Blk	Stl	Pts-Avg
NCAA	2-0	26-13.0	3-7	.429	1-2	.500	4-5	.800	0-3	3-1.5	1-0	1	1	0	1	11-5.5



DARION ATKINS

5

F • 6-8 • 241 • Senior • Clinton, Md. • Landon School

SENIOR SEASON (2014-15)

HONORS

- Lefty Driesell National Defensive Player of the Year
- ACC Defensive Player of the Year (Media)
- All-ACC Defensive Team (Media)

STATS

- Averaged 7.6 points and 6.0 rebounds per game, both career highs
- Scored in double figures in eight games (six double figure games in first three seasons)
- Ranks eighth in UVa history with 102 career blocks

SEASON HIGHLIGHTS

- Pulled down 10 rebounds at James Madison (11/14/14)
- Scored nine points and shot a perfect 4-4 from the field vs. Norfolk State (11/16/14)
- Had 11 rebounds and three blocked shots vs. George Washington (11/21/14)
- Tied a career high of three steals to go with six points and six rebounds vs. La Salle (11/28/14)
- Missed the game at VCU (12/6/14) due to injury
- First career double-double (13 pts., 10 rebs.) vs. Davidson (12/30/14)
- Had eight points and 12 rebounds at Miami (1/3/15)
- Had 14 points and eight rebounds at Notre Dame (1/10/15)
- Had nine points, seven rebounds, and tied a career high with three steals vs. Louisville (2/7/15)
- Had nine points, six rebounds and four blocks vs. Pitt (2/16/15)
- Had 11 points and a career high four steals vs. Florida State (2/22/15)
- Had 10 points at Wake Forest (2/25/15)
- Had 16 points, six rebounds and three assists on his senior day vs. Virginia Tech (2/28/15)
- Had 10 points and seven rebounds at Louisville (3/7/15)
- Had 10 points and seven rebounds (six offensive) vs. Belmont in NCAA Round of 64 (3/20/15)
- Pulled down a career-high 14 rebounds (seven offensive) and had 10 points vs. Michigan State in NCAA Round of 32 (3/22/15)

DID YOU KNOW?

- Celebrated senior day with two dunks in the final minute of his last game at John Paul Jones Arena against Virginia Tech (2/28/15)

CAREER/SEASON HIGHS

	CAREER HIGH	SEASON HIGH
Points	17 vs. Morgan State (12/19/12)	16 vs. Virginia Tech (2/28/15)
FGs	8 vs. Morgan State (12/19/12)	7, 2x - last vs. Virginia Tech (2/28/15)
3FGs	-	-
FTs	4, 2x - last at Georgia Tech (2/8/14)	3 at Virginia Tech (1/25/15)
Rebounds	14 vs. Michigan State (3/22/15)	14 vs. Michigan State (3/22/15)
Assists	3, 2x - last vs. Virginia Tech (2/28/15)	3 vs. Virginia Tech (2/28/15)
Turnovers	3, 4x - last at N.Carolina (3/13/15)	3, 3x - last at N.Carolina (3/13/15)
Blocks	5 vs. Northern Iowa (12/21/13)	4 vs. Pitt (2/16/15)
Steals	4 vs. Florida State (2/22/15)	4 vs. Florida State (2/22/15)
Minutes	36 vs. Green Bay (12/1/12)	34 vs. Virginia Tech (2/28/15)

2014-15 GAME-BY-GAME


Opponent	GP-GS	FG-FGA	3FG-3FGA	FT-FTA	Off-Def	Total	A	TO	Blk	Stl	PF	Min	Pts
at James Madison	1-0	3-7	0-0	1-2	3-7	10	1	1	1	0	3	29	7
Norfolk State	2-0	4-4	0-0	1-3	0-1	1	0	2	2	2	2	15	9
South Carolina State	3-1	4-8	0-0	0-0	3-4	7	1	2	1	0	0	18	8
George Washington	4-2	4-8	0-0	0-0	5-6	11	1	2	3	1	3	25	8
Tennessee State	5-3	2-3	0-0	0-1	1-2	3	1	1	1	1	1	12	4
vs. La Salle	6-4	3-5	0-0	0-0	2-4	6	1	3	2	3	4	28	6
vs. Rutgers	7-5	1-3	0-0	1-2	2-5	7	1	0	1	2	3	22	3
at Maryland	8-6	2-4	0-0	0-0	1-1	2	0	0	0	0	1	9	4
at VCU	DNP												
Cleveland State	9-6	1-2	0-0	1-2	1-4	5	1	2	1	0	1	16	3
Harvard	10-6	4-6	0-0	0-0	1-1	2	0	0	0	0	4	14	8
Davidson	11-6	6-8	0-0	1-2	6-4	10	1	0	0	0	1	18	13
at Miami	12-6	3-8	0-0	2-3	5-7	12	1	1	1	0	4	31	8
NC State	13-7	2-2	0-0	0-0	1-7	8	0	1	1	0	0	19	4
at Notre Dame	14-8	7-11	0-0	0-0	4-4	8	0	1	2	0	2	25	14
Clemson	15-9	2-7	0-1	2-4	1-5	6	1	0	0	0	1	27	6
at Boston College	16-10	4-8	0-0	0-0	1-4	5	0	1	2	0	2	24	8
Georgia Tech	17-11	2-6	0-0	1-2	3-5	8	0	0	0	0	2	21	5
at Virginia Tech	18-12	3-6	0-0	3-5	0-4	4	0	0	0	1	1	28	9
Duke	19-13	4-10	0-0	1-1	3-1	4	2	1	0	1	2	28	9
at North Carolina	20-14	3-7	0-0	0-0	0-2	2	0	1	2	2	2	32	6
Louisville	21-15	4-9	0-0	1-2	1-6	7	1	0	2	3	2	29	9
at NC State	22-16	1-5	0-0	0-0	2-4	6	1	2	1	0	1	23	2
Wake Forest	23-17	3-8	0-0	0-1	2-4	6	1	2	0	0	2	29	6
Pitt	24-18	4-9	0-0	1-2	1-5	6	0	0	4	0	2	30	9
Florida State	25-19	5-7	0-0	1-4	1-1	2	1	2	1	4	1	28	11
at Wake Forest	26-20	4-5	0-0	2-3	1-1	2	0	0	0	0	3	14	10
Virginia Tech	27-21	7-11	0-0	2-5	2-4	6	3	1	2	2	2	34	16
at Syracuse	28-22	3-6	0-0	0-0	4-5	9	0	3	0	2	3	26	6
at Louisville	29-23	5-8	0-0	0-1	3-4	7	0	1	1	2	0	31	10
vs. Florida State	30-24	2-3	0-0	2-2	0-3	3	0	3	2	0	3	21	6
vs. North Carolina	31-25	2-6	0-0	1-1	0-1	1	2	3	0	0	3	31	5
vs. Belmont	32-26	5-11	0-0	0-0	6-1	7	2	1	1	1	2	23	10
vs. Michigan State	33-27	4-10	0-0	2-2	7-7	14	0	0	2	0	4	29	10

ATKINS' CAREER STATISTICS

Year	G-GS	Min-Avg.	FG-FGA	Pct.	3FG-3FGA	Pct.	FT-FTA	Pct.	Off-Def.	Reb-Avg.	PF-DQ	Ast	TO	Blk	Stl	Pts-Avg
2011-12	27-0	275-10.2	25-43	.581	0-0	.000	11-19	.579	23-39	62-2.3	50-1	3	5	19	12	61-2.3
ACC	16-0	190-11.9	15-27	.556	0-0	.000	5-8	.625	14-25	39-2.4	36-1	2	3	14	8	35-2.2
2012-13	26-12	407-15.7	53-108	.491	0-0	.000	15-25	.600	28-53	81-3.1	41-1	9	22	28	11	121-4.7
ACC	9-3	94-9.4	5-18	.278	0-0	.000	4-4	1.000	4-14	18-1.8	10-0	1	4	6	1	14-1.4
2013-14	37-3	386-10.4	45-93	.484	0-0	.000	21-36	.583	34-48	82-2.2	47-0	11	25	19	6	111-3.0
ACC	18-0	150-8.3	19-38	.500	0-0	.000	9-13	.692	7-20	27-1.5	26-0	2	9	4	2	47-2.6
2014-15	33-27	789-23.9	113-221	.511	0-1	.000	26-50	.520	73-124	197-6.0	67-0	23	37	36	27	252-7.6
ACC	18-17	479-26.6	66-133	.496	0-1	.000	16-33	.485	35-73	108-6.0	32-0	11	17	19	17	148-8.2
CAREER	123-42	1857-15.1	236-465	.508	0-1	.000	73-130	.562	158-264	422-3.4	205-2	46	89	102	56	545-4.4
ACC	62-20	913-14.7	105-216	.486	0-1	.000	34-58	.586	60-132	192-3.1	104-1	16	33	43	28	244-3.9

ATKINS' CAREER NCAA STATISTICS

Year	G-GS	Min-Avg.	FG-FGA	Pct.	3FG-3FGA	Pct.	FT-FTA	Pct.	Off-Def.	Reb-Avg.	PF-DQ	Ast	TO	Blk	Stl	Pts-Avg
NCAA	6-2	67-11.2	10-24	.417	0-0	.000	4-4	1.000	16-9	25-4.2	10-0	2	4	3	1	24-4.0



MIKE TOBEY

10

C • 7-0 • 253 • Junior • Monroe, N.Y. • Blair Academy (N.J.)

JUNIOR SEASON (2014-15)

HONORS

- ACC Sixth Man of the Year (Coaches)

STATS

- Averaged 6.9 points and 5.1 rebounds per game, both career highs
- Scored in double figures in 10 games
- Second on the team with 22 blocks

SEASON HIGHLIGHTS

- Recorded 10 points and seven rebounds and two blocks vs. Norfolk State (11/16/14)
- Recorded a career-high 16 rebounds and scored 13 points vs. Tennessee State (11/25/14)
- Had 14 points and six rebounds at Maryland (12/3/14)
- Had 15 points (6-7 FG) and 10 rebounds vs. Harvard (12/21/14)
- Had 14 points at Miami (1/3/15)
- Shot a perfect 4-4 from the field and had nine points in 13 minutes vs. Louisville (2/7/15)
- Had 11 points and nine rebounds at NC State (2/11/15)
- Had 10 points and eight rebounds at Syracuse (3/2/15)
- Had 11 points (5-6 FGs) and six rebounds vs. Florida State in ACC Quarterfinals (3/12/15)

DID YOU KNOW?

- Helped Team USA to the gold medal at the 2013 FIBA U19 World Championships in Prague, Czech Republic, where he was teammates with fellow ACC players Montrezl Harrell (Louisville), Jahliil Okafor (Duke), James Robinson (Pitt) and Justise Winslow (Duke)

CAREER/SEASON HIGHS

	CAREER HIGH	SEASON HIGH
Points	19 vs. Wofford (12/30/12)	15 vs. Harvard (12/21/14)
FGs	9 vs. Wofford (12/30/12)	6, 2x - last at Miami (1/3/15)
3FGs	1, 4x - last vs. Memphis (3/23/14)	-
FTs	7 vs. Seattle (11/17/12)	6 at Maryland (12/3/14)
Rebounds	16 vs. Tennessee State (11/25/14)	16 vs. Tennessee State (11/25/14)
Assists	2, 3x - last vs. Norfolk State (11/16/14)	2 vs. Norfolk State (11/16/14)
Turnovers	3, 6x - last at Va. Tech (1/25/15)	3, 2x - last at Va. Tech (1/25/15)
Blocks	4 vs. Notre Dame (2/22/14)	2, 6x - last at North Carolina (2/2/15)
Steals	2, 2x - last vs. Rutgers (11/29/14)	2 vs. Rutgers (11/29/14)
Minutes	33 at Miami (1/3/15)	33 at Miami (1/3/15)

2014-15 GAME-BY-GAME

Opponent	GP-GS	FG-FGA	3FG-3FGA	FT-FTA	Off-Def	Total	A	TO	Blk	Stl	PF	Min	Pts
at James Madison	1-1	2-3	0-0	2-3	2-4	6	1	3	2	1	5	15	6
Norfolk State	2-2	4-6	0-0	2-4	0-7	7	2	1	2	0	2	20	10
South Carolina State	3-2	4-7	0-0	2-2	3-2	5	0	0	1	0	2	16	10
George Washington	4-2	3-9	0-0	0-2	3-2	5	0	0	0	0	3	17	6
Tennessee State	5-2	5-9	0-0	3-3	4-12	16	1	0	0	0	1	18	13
vs. La Salle	6-2	3-5	0-0	1-3	2-2	4	0	1	1	1	4	13	7
vs. Rutgers	7-2	1-6	0-0	0-0	3-4	7	0	0	0	2	1	21	2
at Maryland	8-2	4-7	0-0	6-7	2-4	6	0	0	2	1	3	22	14
at VCU	9-3	4-6	0-0	0-0	4-4	8	1	2	0	0	2	25	8
Cleveland State	10-4	2-2	0-0	2-2	1-2	3	1	0	1	0	4	16	6
Harvard	11-5	6-7	0-0	3-3	1-9	10	1	1	2	0	1	22	15
Davidson	12-6	1-6	0-0	2-2	4-3	7	0	0	0	0	1	17	4
at Miami	13-7	6-9	0-0	2-2	2-4	6	0	0	1	0	2	33	14
NC State	14-7	4-7	0-1	3-4	3-2	5	0	0	1	0	1	24	11
at Notre Dame	15-7	4-7	0-0	0-0	2-5	7	0	0	1	0	0	16	8
Clemson	16-7	2-3	0-0	0-0	0-0	0	1	0	2	0	3	14	4
at Boston College	17-7	0-1	0-0	0-0	2-0	2	0	2	0	0	3	9	0
Georgia Tech	18-8	1-5	0-0	0-0	0-1	1	1	0	1	1	1	21	2
at Virginia Tech	19-8	2-4	0-0	0-0	2-0	2	0	3	0	0	1	13	4
Duke	20-8	3-10	0-0	2-3	4-1	5	0	0	0	1	1	18	8
at North Carolina	21-9	3-6	0-0	2-3	2-1	3	0	2	2	0	2	19	8
Louisville	22-10	4-4	0-0	1-2	2-2	4	0	0	0	0	4	13	9
at NC State	23-11	4-10	0-0	3-4	3-6	9	0	2	1	1	1	29	11
Wake Forest	24-11	3-4	0-0	2-2	1-1	2	0	0	0	0	2	14	8
Pitt	25-11	2-4	0-0	0-0	0-2	2	0	2	0	0	3	13	4
Florida State	26-11	0-3	0-0	3-4	1-4	5	1	0	0	0	0	13	3
at Wake Forest	27-11	3-5	0-0	1-1	1-3	4	1	2	1	1	2	21	7
Virginia Tech	28-11	0-3	0-0	0-0	2-0	2	0	1	1	0	2	4	0
at Syracuse	29-11	4-7	0-0	2-2	4-4	8	0	1	0	0	1	16	10
at Louisville	30-11	2-3	0-0	1-2	1-5	6	1	1	0	0	0	23	5
vs. Florida State	31-11	5-6	0-0	1-2	1-5	6	0	1	0	0	3	21	11
vs. North Carolina	32-11	0-2	0-0	0-0	0-3	3	0	1	0	0	4	9	0
vs. Belmont	33-11	1-2	0-0	0-0	1-1	2	0	0	0	0	0	5	2
vs. Michigan State	34-11	1-3	0-0	1-1	3-1	4	0	0	0	0	1	12	3

TOBEY'S CAREER STATISTICS

Year	G-GS	Min-Avg.	FG-FGA	Pct.	3FG-3FGA	Pct.	FT-FTA	Pct.	Off-Def.	Reb-Avg.	PF-DQ	Ast	TO	Blk	Stl	Pts-Avg
2012-13	30-2	416-13.9	87-164	.530	3-5	.600	27-34	.794	34-52	86-2.9	40-0	13	21	18	3	204-6.8
ACC	13-0	192-14.8	40-73	.548	1-1	1.000	7-9	.778	22-24	46-3.5	27-0	5	7	6	1	88-6.8
2013-14	37-28	668-18.1	99-206	.481	1-3	.333	38-56	.679	70-69	139-3.8	73-0	11	34	39	9	237-6.4
ACC	18-18	354-19.7	46-106	.434	0-1	.000	22-30	.733	35-27	62-3.4	43-0	9	17	20	3	114-6.3
2014-15	34-11	582-17.1	93-181	.514	0-1	.000	47-63	.746	66-106	172-5.1	66-1	12	26	22	9	233-6.9
ACC	18-5	313-17.4	47-95	.495	0-1	.000	22-29	.759	32-41	73-4.1	29-0	5	16	11	4	116-6.4
CAREER	101-41	1666-16.5	279-551	.506	4-9	.444	112-153	.732	170-227	397-3.9	179-1	36	81	79	21	674-6.7
ACC	49-23	859-17.5	133-274	.485	1-3	.333	51-68	.750	89-92	181-3.7	99-0	19	40	37	8	318-6.5

TOBEY'S CAREER NCAA STATISTICS

Year	G-GS	Min-Avg.	FG-FGA	Pct.	3FG-3FGA	Pct.	FT-FTA	Pct.	Off-Def.	Reb-Avg.	PF-DQ	Ast	TO	Blk	Stl	Pts-Avg
NCAA	5-3	66-13.2	10-19	.526	1-1	1.000	1-1	1.000	5-10	15-3.0	7-0	0	0	2	0	22-4.6



EVAN NOLTE

11

F • 6-8 • 224 • Junior • Milton, Ga. • Milton

JUNIOR SEASON (2014-15)

STATS

- Averaged 3.1 points and 1.5 rebounds per game
- Shot 40.0% (10-25) from 3-point range over the last eight games of the season

SEASON HIGHLIGHTS

- Has started the last 10 games in place of Justin Anderson
- Contributed five points and two boards off the bench vs. Norfolk State (11/16/14)
- Recorded four defensive rebounds in 16 minutes of play vs. Tennessee State (11/25/14)
- Had eight points (3-4 FG, 2-3 3FG) vs. Cleveland State (12/18/14)
- Scored nine points (4-6 FG) vs. Harvard (12/21/14)
- Had five points vs. Georgia Tech (1/22/15)
- Had three points in first start of the season at NC State (2/11/15)
- Scored six points vs. Wake Forest (2/14/15)
- Had eight points and six rebounds at Wake Forest (2/25/15)
- Had six points (2-3 3FG) at Syracuse (3/2/15)
- Had six points (2-4 3FG) at Louisville (3/7/15)
- Had a season-high 11 points (3-4 3FG) vs. Florida State in ACC Quarterfinals (3/12/15)
- Had four points and tied a career high with four steals vs. UNC in the ACC Semifinals (3/13/15)

DID YOU KNOW?

- Averaged 5.3 points and shot 71.4 percent from the floor during last year's NCAA Tournament
- Brother, Connor, played at Georgia from 2010-12

CAREER/SEASON HIGHS

	CAREER HIGH	SEASON HIGH
Points	18 at Virginia Tech (1/24/13)	11 vs. Florida State (3/12/15)
FGs	6 at Virginia Tech (1/24/13)	4 vs. Harvard (12/21/14)
3FGs	5 at Virginia Tech (1/24/13)	3 vs. Florida State (3/12/15)
FTs	4, 3x - last vs. Memphis (3/23/14)	2, 3x - last vs. Florida State (3/12/15)
Rebounds	7 vs. Florida State (1/19/13)	6 at Wake Forest (2/25/15)
Assists	3, 5x - last vs. Navy (11/19/13)	2, 5x - last vs. Belmont (3/20/15)
Turnovers	3 vs. North Texas (11/20/12)	2, 2x - last vs. Florida State (3/12/15)
Blocks	2, 3x - last vs. Clemson (2/7/13)	1, 5x - last vs. Florida State (3/12/15)
Steals	4, 2x - last vs. North Carolina (3/13/15)	4 vs. North Carolina (3/13/15)
Minutes	35 at Louisville (3/7/15)	35 at Louisville (3/7/15)

2014-15 GAME-BY-GAME

Opponent	GP-GS	FG-FGA	3FG-3FGA	FT-FTA	Off-Def	Total	A	TO	Blk	Stl	PF	Min	Pts
at James Madison	DNP												
Norfolk State	1-0	1-3	1-3	2-2	2-0	2	0	0	0	1	1	11	5
South Carolina State	2-0	1-2	0-1	0-0	0-1	1	2	0	0	0	0	18	2
George Washington	3-0	0-2	0-2	0-0	0-0	0	0	0	0	1	0	12	0
Tennessee State	4-0	1-5	0-3	0-0	0-4	4	2	0	0	2	2	16	2
vs. La Salle	5-0	1-2	0-1	0-0	1-1	2	0	1	0	0	0	11	2
vs. Rutgers	6-0	0-2	0-2	0-0	0-2	2	0	0	0	1	0	10	0
at Maryland	7-0	1-5	1-5	1-2	0-0	0	0	1	1	1	3	23	4
at VCU	8-0	1-3	1-2	1-2	0-1	1	0	1	0	1	1	18	4
Cleveland State	9-0	3-4	2-3	0-0	0-2	2	1	0	1	0	3	15	8
Harvard	10-0	4-6	1-3	0-0	1-2	3	0	0	0	1	2	14	9
Davidson	11-0	0-3	0-3	2-2	0-2	2	1	0	0	1	2	17	2
at Miami	12-0	1-1	0-0	0-2	0-1	1	1	0	0	0	4	10	2
NC State	13-0	0-1	0-1	0-0	0-1	1	0	0	0	0	0	6	0
at Notre Dame	14-0	0-0	0-0	0-0	0-1	1	1	1	0	0	0	9	0
Clemson	15-0	0-2	0-2	0-0	0-1	1	0	2	0	0	3	11	0
at Boston College	16-0	0-1	0-1	0-0	0-0	0	1	0	0	0	1	10	0
Georgia Tech	17-0	2-2	1-1	0-0	0-2	2	1	0	0	0	0	6	5
at Virginia Tech	18-0	0-1	0-1	0-0	0-0	0	0	0	0	0	0	3	0
Duke	19-0	0-0	0-0	0-0	0-0	1	0	0	0	0	0	4	0
at North Carolina	20-0	0-1	0-1	0-0	0-0	0	0	0	0	0	0	3	0
Louisville	21-0	1-2	1-2	0-0	0-1	1	0	0	0	0	1	24	3
at NC State	22-1	1-2	1-2	0-0	0-0	0	1	0	1	1	2	24	3
Wake Forest	23-2	2-4	2-4	0-0	0-0	0	1	1	0	0	1	30	6
Pitt	24-3	0-6	0-5	0-0	1-0	1	1	1	0	1	2	28	0
Florida State	25-4	1-4	0-3	0-2	2	0	0	0	2	1	29	2	
at Wake Forest	26-5	3-6	2-4	0-0	0-6	6	1	1	1	1	2	30	8
Virginia Tech	27-6	1-5	1-4	2-2	0-2	2	2	1	0	0	2	33	5
at Syracuse	28-7	2-4	2-3	0-0	0-3	3	2	0	0	2	2	31	6
at Louisville	29-8	2-5	2-4	0-0	0-1	1	1	1	0	0	3	35	6
vs. Florida State	30-9	3-4	3-4	2-2	0-2	2	1	2	1	0	1	32	11
vs. North Carolina	31-10	2-5	0-2	0-0	1-1	2	0	1	0	4	2	20	4
vs. Belmont	32-11	0-4	0-3	0-0	1-3	4	2	0	0	0	1	32	0
vs. Michigan State	33-11	1-2	0-1	0-0	1-0	1	1	0	0	0	4	15	2

NOLTE'S CAREER STATISTICS

Year	G-GS	Min-Avg.	FG-FGA	Pct.	3FG-3FGA	Pct.	FT-FTA	Pct.	Off-Def.	Reb-Avg.	PF-DQ	Ast	TO	Blk	Stl	Pts-Avg
2012-13	35-8	694-19.8	65-157	.414	42-108	.389	26-33	.788	21-63	84-2.4	78-2	36	21	16	27	198-5.7
ACC	18-5	368-20.4	33-89	.371	25-69	.362	9-13	.692	11-33	44-2.6	42-1	13	9	10	13	100-5.6
2013-14	32-0	297-9.3	26-66	.394	17-51	.333	19-26	.731	7-20	27-0.8	27-0	8	10	3	7	88-2.8
ACC	15-0	137-9.1	12-33	.364	8-26	.308	3-7	.429	4-10	14-0.9	10-0	4	4	2	1	35-2.3
2014-15	33-11	590-17.9	35-99	.354	21-76	.276	10-16	.625	8-43	51-1.6	46-0	23	15	5	19	101-3.1
ACC	18-8	326-18.1	16-47	.340	12-38	.316	2-6	.333	1-22	23-1.3	24-0	13	9	2	7	46-2.6
CAREER	100-19	1581-15.8	126-322	.391	80-235	.340	55-75	.733	36-126	162-1.6	151-2	67	46	24	53	387-3.9
ACC	51-13	831-16.3	61-169	.361	45-133	.338	14-26	.538	16-65	81-1.6	76-1	30	22	14	21	181-3.5

NOLTE'S CAREER NCAA STATISTICS

Year	G-GS	Min-Avg.	FG-FGA	Pct.	3FG-3FGA	Pct.	FT-FTA	Pct.	Off-Def.	Reb-Avg.	PF-DQ	Ast	TO	Blk	Stl	Pts-Avg
NCAA	5-1	83-16.6	6-13	.462	2-7	.286	4-4	1.000	4-8	12-2.4	9-0	3	1	0	1	18-3.6



ANTHONY GILL

13

F • 6-8 • 230 • R-Junior • High Point, N.C. • Charlotte Christian [South Carolina]

JUNIOR SEASON (2014-15)

HONORS

- All-ACC Third Team (Media)
- All-ACC Defensive Team (Coaches)
- USBWA Oscar Robertson Trophy Midseason Watch List
- MVP of Barclays Center Classic

STATS

- Led Virginia in rebounding (6.5 rpg), field goal percentage (58.2%), steals (29) and double-doubles (3)
- Scored in double figures in 11 of the last 14 games (nine points in other three) of the season

SEASON HIGHLIGHTS

- Scored 15 points on 6-8 shooting at James Madison (11/14/14)
- Had 16 points (6-6 FGs) and nine rebounds vs. Tennessee State (11/25/14)
- Recorded first career double-double with 16 points and 10 rebounds vs. La Salle (11/28/14)
- Named MVP of Barclays Center Classic after averaging 14.5 points and 7.5 rebounds wins over La Salle and Rutgers
- Had 18 points and eight rebounds in a career-high 36 minutes at VCU (12/6/14)
- Had career highs of 25 points (11-16 FGs) and 13 rebounds vs. Davidson (12/30/14)
- Recorded a double-double with 11 points and 10 rebounds at Boston College (1/17/15)
- Had 13 points and seven rebounds at North Carolina (2/2/15)
- Had 19 points and six rebounds vs. Wake Forest (2/14/15)
- Had 13 points and nine rebounds vs. Florida State (2/22/15)
- Had 16 points (6-8 FG, 4-5 FT) vs. Virginia Tech (2/28/15)
- Had 17 points (8-11 FG) and nine rebounds at Syracuse (3/2/15)
- Had 12 points vs. North Carolina in the ACC Semifinals (3/13/15)
- Had 16 points (4-6 FG, 8-11 FT) vs. Belmont in NCAA Round of 64 (3/20/15)

DID YOU KNOW?

- Was a high school teammate at Charlotte Christian of former Cavalier standout Akil Mitchell, who is now playing with the Rio Grande Valley Vipers of the NBA D-League

CAREER/SEASON HIGHS

	CAREER HIGH	SEASON HIGH
Points	25 vs. Davidson (12/30/14)	25 vs. Davidson (12/30/14)
FGs	11 vs. Davidson (12/30/14)	11 vs. Davidson (12/30/14)
3FGs	2, 3x - last vs. Kentucky (2/4/12)*	-
FTs	10 vs. Duke (3/16/14)	8 vs. Belmont (3/20/15)
Rebounds	13 vs. Davidson (12/30/14)	13 vs. Davidson (12/30/14)
Assists	3, 3x - last vs. Notre Dame (2/23/14)	2, 5x - last at NC State (2/11/15)
Turnovers	5, 2x - last at Syracuse (3/2/15)	5 at Syracuse (3/2/15)
Blocks	3 vs. Norfolk State (11/16/14)	3 vs. Norfolk State (11/16/14)
Steals	3, 4x - last vs. N.Carolina (3/13/15)	3, 3x - last vs. N.Carolina (3/13/15)
Minutes	36 at VCU (12/6/14)	36 at VCU (12/6/14)

* denotes at South Carolina

2014-15 GAME-BY-GAME

Opponent	GP-GS	FG-FGA	3FG-3FGA	FT-FTA	Off-Def	Total	A	TO	Blk	Stl	PF	Min	Pts
at James Madison	1-1	6-8	0-0	3-3	0-1	1	0	3	0	1	3	16	15
Norfolk State	2-2	3-7	0-0	3-4	3-5	8	1	1	3	0	0	22	9
South Carolina State	3-3	4-7	0-0	3-3	3-5	8	1	1	0	1	1	22	11
George Washington	4-4	3-7	0-1	2-2	2-2	4	1	1	1	1	0	27	8
Tennessee State	5-5	6-6	0-0	4-6	5-4	9	2	0	2	1	0	19	16
vs. La Salle	6-6	5-9	0-0	6-8	3-7	10	0	0	0	3	4	34	16
vs. Rutgers	7-7	4-5	0-0	5-6	2-3	5	1	0	1	2	3	30	13
at Maryland	8-8	4-6	0-0	3-5	2-4	6	0	1	0	1	4	22	11
at VCU	9-9	7-9	0-0	4-6	1-7	8	1	0	0	0	0	36	18
Cleveland State	10-10	4-10	0-0	5-9	5-3	8	1	0	0	1	0	29	13
Harvard	11-11	1-3	0-0	1-2	1-5	6	0	0	1	0	4	14	3
Davidson	12-12	11-16	0-0	3-5	6-7	13	2	1	1	1	2	34	25
at Miami	13-13	1-6	0-0	4-8	2-4	6	2	3	0	0	1	25	6
NC State	14-14	4-9	0-0	4-4	4-3	7	1	1	0	0	2	32	12
at Notre Dame	15-15	2-5	0-0	0-0	1-1	2	0	0	0	0	1	15	4
Clemson	16-16	4-6	0-0	0-0	2-2	4	0	1	0	1	4	17	8
at Boston College	17-17	4-7	0-0	3-4	5-5	10	1	1	0	1	1	26	11
Georgia Tech	18-17	2-6	0-0	3-4	1-5	6	0	0	0	1	3	16	7
at Virginia Tech	19-18	3-7	0-0	2-2	5-2	7	0	2	0	0	4	17	8
Duke	20-19	2-5	0-0	0-0	0-2	2	2	1	0	0	3	19	4
at North Carolina	21-19	6-8	0-0	1-3	3-4	7	1	0	1	1	1	27	13
Louisville	22-19	3-5	0-0	4-6	3-5	8	0	0	0	1	1	28	10
at NC State	23-19	3-6	0-0	3-8	6-5	11	2	1	0	0	2	24	9
Wake Forest	24-20	7-10	0-0	5-8	2-4	6	0	2	1	1	2	31	19
Pitt	25-21	3-7	0-0	6-8	4-6	6	1	2	0	0	3	26	12
Florida State	26-22	3-5	0-0	7-11	4-5	9	1	2	0	2	1	31	13
at Wake Forest	27-23	5-7	0-0	1-3	4-3	7	1	2	2	0	2	21	11
Virginia Tech	28-24	6-8	0-0	4-5	2-3	5	1	1	1	1	2	29	16
at Syracuse	29-25	8-11	0-0	1-1	7-2	9	0	5	0	1	3	34	17
at Louisville	30-26	4-5	0-0	1-3	1-1	2	1	2	0	2	4	23	9
vs. Florida State	31-27	3-7	0-0	3-4	4-3	7	0	0	0	3	4	26	9
vs. North Carolina	32-28	4-6	0-0	4-4	3-1	4	0	1	1	3	1	27	12
vs. Belmont	33-29	4-6	0-0	8-11	2-1	3	2	1	1	1	2	30	16
vs. Michigan State	34-30	3-9	0-0	5-8	4-2	6	1	0	0	0	5	30	11

GILL'S CAREER STATISTICS (AT SOUTH CAROLINA)

Year	G-GS	Min-Avg.	FG-FGA	Pct.	3FG-3FGA	Pct.	FT-FTA	Pct.	Off-Def.	Reb-Avg.	PF-DQ	Ast	TO	Blk	Stl	Pts-Avg
2011-12	31-26	784-25.3	86-190	.453	11-28	.393	53-82	.646	60-86	146-4.7	79-2	35	50	10	17	236-7.6
SEC	16-11	440-27.5	43-108	.398	5-18	.278	25-42	.595	35-40	75-4.7	42-1	14	23	5	11	116-7.3

GILL'S CAREER STATISTICS (AT VIRGINIA)

Year	G-GS	Min-Avg.	FG-FGA	Pct.	3FG-3FGA	Pct.	FT-FTA	Pct.	Off-Def.	Reb-Avg.	PF-DQ	Ast	TO	Blk	Stl	Pts-Avg
2013-14	37-6	733-19.8	111-189	.587	0-0	.000	96-153	.627	49-99	148-4.0	77-0	16	41	20	11	318-8.6
ACC	18-0	351-19.5	44-81	.543	0-0	.000	44-75	.587	27-40	67-3.7	42-0	8	14	8	5	132-7.3
2014-15	34-30	859-25.3	142-244	.582	0-1	.000	111-164	.677	102-118	220-6.5	74-0	29	39	16	29	395-11.6
ACC	18-14	441-24.5	70-123	.569	0-0	.000	49-78	.628	56-58	114-6.3	40-0	14	26	5	12	189-10.5
CAREER	71-36	1592-22.4	253-433	.584	0-1	.000	207-317	.653	151-217	368-5.2	151-0	45	80	36	40	713-10.0
ACC	36-14	792-22.0	114-204	.559	0-0	.000	93-153	.608	83-98	181-5.0	82-0	22	40	13	17	321-8.9

GILL'S CAREER NCAA STATISTICS

Year	G-GS	Min-Avg.	FG-FGA	Pct.	3FG-3FGA	Pct.	FT-FTA	Pct.	Off-Def.	Reb-Avg.	PF-DQ	Ast	TO	Blk	Stl	Pts-Avg
NCAA	5-2	127-25.4	20-37	.541	0-0	.000	20-30	.667	7-16	23-4.6	13-0	4	5	6	2	60-12.0



MALCOLM BROGDON 15

G • 6-5 • 215 • R-Junior • Atlanta, Ga. • Greater Atlanta Christian

JUNIOR SEASON (2014-15)

HONORS

- Second Team All-America (AP, USBWA, NABC)
- All-ACC First Team (Media and Coaches)
- ACC Co-Defensive Player of the Year (Coaches)
- All-ACC Defensive Team (Media and Coaches)
- USBWA All-District 3 Team
- NABC All-District 2 Team
- Allstate NABC Good Works Team
- All-ACC Tournament Second Team
- Naismith Trophy Midseason 30 List
- Finalist for Naismith Jerry West Award (best shooting guard)
- Finalist for USBWA Oscar Robertson Player of the Year Award
- Finalist for John Wooden Award
- Finalist for Lefty Drisell National Defensive Player of the Year Award

STATS

- Had had back-to-back 20 point games (vs. UNC and Belmont) for the first time in his career
- Only Cavalier to start every game this season
- Led the team in scoring (14.0 ppg) and free throw percentage (87.9%)
- Led the ACC at 89.7% free throw percentage in conference games
- Scored in double figures in 15 of 18 conference games and 27 of 34 games overall

SEASON HIGHLIGHTS

- Tallied a season-high 20 points on 5-10 shooting (2-2 3FG) vs. La Salle (11/28/14)
- Score a team-high 18 points at Maryland (12/3/14)
- Had 15 points, six rebounds and six assists vs. Harvard (12/21/14)
- Had 16 points (12-12 FTs) vs. Davidson (12/30/14)
- Game-high 16 points (6-9 FG, 3-3 3FG) vs. Clemson (1/13/15)
- Had game-high 20 points and also added five rebounds at Boston College (1/17/15)
- Had 17 points and six rebounds vs. Duke (1/31/15)
- Had 17 points at North Carolina (2/2/15)
- Scored a game-high 15 points at NC State (2/11/15)
- Had 18 points vs. Pitt (2/16/15) as he reached the 1,000 career-point mark
- Had 19 points and eight rebounds vs. Virginia Tech (2/28/15)
- Had 17 points and tied a career high with four 3-pointers at Louisville (3/7/15)
- Had a career-high 25 points (22 in second half) vs. North Carolina in ACC Semifinals (3/13/15)
- Had 22 points and five rebounds vs. Belmont in NCAA Round of 64 (3/20/15)

CAREER/SEASON HIGHS

	CAREER HIGH	SEASON HIGH
Points	25 vs. North Carolina (3/13/15)	25 vs. North Carolina (3/13/15)
FGs	9 vs. North Carolina (3/13/15)	9 vs. North Carolina (3/13/15)
3FGs	4, 3x - last vs. Belmont (3/20/15)	4, 2x - last vs. Belmont (3/20/15)
FTs	12 vs. Davidson (12/30/14)	12 vs. Davidson (12/30/14)
Rebounds	11, 2x - last at Georgia Tech (2/8/14)	9 vs. Wake Forest (2/14/15)
Assists	7, 2x - last at Maryland (3/9/14)	6 vs. Harvard (12/21/14)
Turnovers	7 at Syracuse (3/2/15)	7 at Syracuse (3/2/15)
Blocks	2, 2x - last vs. GW (11/21/14)	2 vs. George Washington (11/21/14)
Steals	5 at Notre Dame (1/28/14)	4 vs. Wake Forest (2/14/15)
Minutes	38, 6x - last vs. N. Carolina (3/13/15)	38, 4x - last vs. N. Carolina (3/13/15)

2014-15 GAME-BY-GAME

Opponent	GP-GS	FG-FGA	3FG-3FGA	FT-FTA	Off-Def	Total	A	TO	Blk	Stl	PF	Min	Pts
at James Madison	1-1	5-9	0-1	4-4	1-2	3	4	1	0	0	1	29	14
Norfolk State	2-2	2-7	2-3	0-0	0-3	3	3	0	1	0	0	26	6
South Carolina State	3-3	7-11	0-2	3-4	0-4	4	3	1	1	1	1	23	17
George Washington	4-4	5-13	0-2	5-7	0-5	5	2	2	2	0	1	35	15
Tennessee State	5-5	1-6	0-4	0-1	1-0	1	3	0	0	0	1	18	2
vs. La Salle	6-6	5-10	2-2	8-9	0-5	5	3	0	0	0	2	37	20
vs. Rutgers	7-7	3-12	0-5	0-0	1-3	4	2	5	0	1	1	29	6
at Maryland	8-8	6-10	2-3	4-6	1-2	3	2	2	1	0	3	31	18
at VCU	9-9	6-9	2-4	1-2	0-3	3	4	5	0	1	2	34	15
Cleveland State	10-10	4-9	0-2	8-9	0-2	2	2	0	0	0	0	31	16
Harvard	11-11	6-9	2-3	1-2	1-5	6	6	1	1	1	2	28	15
Davidson	12-12	2-10	0-2	12-12	1-3	4	1	1	1	1	4	34	16
at Miami	13-13	3-8	1-3	1-1	0-2	2	1	2	1	0	5	26	8
NC State	14-14	6-16	2-6	0-0	1-3	4	2	2	0	2	3	34	14
at Notre Dame	15-15	4-8	1-2	4-4	0-3	3	4	1	0	0	2	37	13
Clemson	16-16	6-9	3-3	1-1	0-2	2	3	0	1	0	0	28	16
at Boston College	17-17	5-10	3-6	7-8	0-5	5	2	0	0	0	3	30	20
Georgia Tech	18-18	6-8	1-2	0-0	1-3	4	4	2	0	1	1	30	13
at Virginia Tech	19-19	3-10	2-5	0-0	0-3	3	0	2	0	1	2	37	8
Duke	20-20	7-15	1-4	2-2	1-5	6	2	1	0	0	1	37	17
at North Carolina	21-21	5-13	1-2	6-6	1-2	3	3	2	0	2	4	36	17
Louisville	22-22	3-13	1-6	8-10	0-3	3	1	0	1	1	2	38	15
at NC State	23-23	5-13	0-3	5-6	1-3	4	3	2	1	0	4	38	15
Wake Forest	24-24	5-14	0-4	1-1	0-9	9	5	2	1	4	3	37	11
Pitt	25-25	5-10	2-2	6-6	0-4	4	2	1	0	2	1	35	18
Florida State	26-26	5-9	0-3	0-0	1-3	4	2	2	1	0	0	35	10
at Wake Forest	27-27	4-12	0-3	1-1	1-4	5	4	2	0	1	0	27	9
Virginia Tech	28-28	5-12	2-5	7-8	0-8	8	1	1	1	0	4	36	19
at Syracuse	29-29	4-11	2-6	0-0	0-1	1	1	7	0	1	3	38	10
at Louisville	30-30	5-13	4-8	3-4	1-5	6	2	3	0	2	2	36	17
vs. Florida State	31-31	2-8	0-1	6-6	0-2	2	1	1	0	0	3	24	10
vs. North Carolina	32-32	9-18	3-6	4-4	1-4	5	1	3	0	0	2	38	25
vs. Belmont	33-33	6-17	4-9	6-6	0-5	5	1	2	0	0	1	37	22
vs. Michigan State	34-34	3-12	1-6	2-2	1-2	3	1	2	0	2	1	36	9

BROGDON'S CAREER STATISTICS

Year	G-GS	Min-Avg.	FG-FGA	Pct.	3FG-3FGA	Pct.	FT-FTA	Pct.	Off-Def.	Reb-Avg.	PF-DQ	Ast	TO	Blk	Stl	Pts-Avg
2011-12	28-1	626-22.4	63-159	.396	22-68	.324	40-50	.800	14-64	78-2.8	38-0	38	44	3	14	188-6.7
ACC	14-1	333-23.8	35-80	.438	10-32	.313	11-15	.733	7-27	34-2.4	20-0	14	19	1	9	91-6.5
2012-13	Redshirt season															
ACC																
2013-14	37-37	1163-31.4	150-363	.413	44-119	.370	126-144	.875	33-168	201-5.4	71-0	101	53	5	44	470-12.7
ACC	18-18	600-33.3	87-195	.446	22-53	.415	71-80	.888	22-82	104-5.8	33-0	58	17	2	23	267-14.8
2014-15	34-34	1105-32.5	158-374	.422	44-128	.344	116-132	.879	16-118	134-3.9	65-1	81	58	14	24	476-14.0
ACC	18-18	615-34.2	86-204	.422	26-73	.356	52-58	.897	8-68	76-4.2	40-1	42	32	7	17	250-13.9
CAREER	99-72	2894-29.2	371-896	.414	110-315	.349	282-326	.865	63-350	413-4.2	174-1	220	155	22	82	1134-11.5
ACC	50-37	1548-31.0	208-479	.434	58-158	.367	134-153	.876	37-177	214-4.3	93-1	114	68	10	49	608-12.2

BROGDON'S CAREER NCAA STATISTICS

Year	G-GS	Min-Avg.	FG-FGA	Pct.	3FG-3FGA	Pct.	FT-FTA	Pct.	Off-Def.	Reb-Avg.	PF-DQ	Ast	TO	Blk	Stl	Pts-Avg
NCAA	5-5	176-35.2	19-59	.322	8-22	.364	26-28	.929	2-18	20-4.0	7-0	14	7	0	7	72-14.4



ISAIAH WILKINS

21

F • 6-7 • 224 • Freshman • Lilburn, Ga. • Greater Atlanta Christian

FRESHMAN SEASON (2014-15)

STATS

- Averaged 1.6 points and 2.5 rebounds per game
- Third on the team in blocks (18)

SEASON HIGHLIGHTS

- Made collegiate debut at James Madison and scored eight points, while recording five rebounds, three assists and two blocks (11/14/14)
- Recorded eight rebounds in 13 minutes of action vs. South Carolina State (11/18/14)
- Had three points vs. Cleveland State (12/18/14)
- Had four rebounds in ACC debut at Notre Dame (1/10/15)
- Had five points (including his first career 3-pointer) vs. Clemson (1/13/15)
- Had six points and four rebounds at Boston College (1/17/15)
- Had seven points and five rebounds vs. Duke (1/31/15)
- Had two points, nine rebounds and three blocks at Wake Forest (2/25/15)

DID YOU KNOW?

- Stepfather is NBA Hall of Famer Dominique Wilkins, who earlier this month had a statue unveiled outside of Philips Arena in Atlanta

CAREER/SEASON HIGHS

SEASON/CAREER HIGH

Points	8 at James Madison (11/14/14)
FGs	3, 3x - last vs. Duke (1/31/15)
3FGs	1, 2x - last vs. Georgia Tech (1/22/15)
FTs	2 at James Madison (11/14/14)
Rebounds	9 at Wake Forest (2/25/15)
Assists	3 at James Madison (11/14/14)
Turnovers	2, 3x - last at Boston College (1/17/15)
Blocks	3, 2x - last at Wake Forest (2/25/15)
Steals	2 at James Madison (11/14/14)
Minutes	23 at Wake Forest (2/25/15)

2014-15 GAME-BY-GAME

Opponent	GP-GS	FG-FGA	3FG-3FGA	FT-FTA	Off-Def	Total	A	TO	Blk	Stl	PF	Min	Pts
at James Madison	1-0	3-4	0-0	2-2	2-3	5	3	2	2	2	3	19	8
Norfolk State	2-0	0-1	0-0	0-0	1-2	3	1	1	3	1	0	13	0
South Carolina State	3-0	0-3	0-0	1-2	3-5	8	0	1	1	0	0	13	1
George Washington	4-0	0-0	0-0	0-0	0-2	2	0	0	0	0	0	4	0
Tennessee State	5-0	0-1	0-0	0-0	1-3	4	0	2	1	0	2	10	0
vs. La Salle	DNP												
vs. Rutgers	6-0	0-1	0-0	0-0	0-2	2	0	1	0	0	0	6	0
at Maryland	7-0	0-1	0-0	0-0	0-0	0	0	0	0	0	4	5	0
at VCU	DNP												
Cleveland State	8-0	1-2	0-0	1-2	0-1	1	0	0	1	0	1	2	3
Harvard	9-0	1-4	0-0	0-0	1-3	4	1	0	1	0	0	12	2
Davidson	DNP												
at Miami	DNP												
NC State	DNP												
at Notre Dame	10-0	0-1	0-0	0-0	0-4	4	0	1	0	0	2	14	0
Clemson	11-0	2-3	1-1	0-0	0-2	2	1	0	0	0	2	11	5
at Boston College	12-0	3-5	0-0	0-0	3-1	4	0	2	0	0	0	13	6
Georgia Tech	13-0	2-3	1-1	0-0	0-0	0	0	0	0	0	1	13	5
at Virginia Tech	14-0	0-0	0-0	0-0	1-1	2	2	1	1	0	1	9	0
Duke	15-0	3-5	0-0	1-2	3-2	5	0	1	1	0	1	14	7
at North Carolina	16-0	0-0	0-0	0-0	0-0	0	0	0	0	0	0	2	0
Louisville	17-0	0-1	0-0	0-0	0-1	1	1	0	0	0	0	10	0
at NC State	18-0	0-0	0-0	0-0	0-2	2	0	1	1	0	0	5	0
Wake Forest	19-0	0-0	0-0	0-0	0-0	0	0	0	0	0	1	4	0
Pitt	20-0	1-2	0-0	0-0	0-2	2	0	0	0	0	1	10	2
Florida State	21-0	0-1	0-0	0-0	0-1	1	0	0	1	1	1	8	0
at Wake Forest	22-0	1-4	0-1	0-0	2-7	9	1	1	3	1	2	23	2
Virginia Tech	23-0	0-1	0-0	0-1	1-1	2	1	0	1	0	0	12	0
at Syracuse	24-0	0-0	0-0	0-0	0-0	0	0	0	0	0	0	4	0
at Louisville	25-0	0-1	0-0	0-0	0-1	1	0	0	0	0	0	3	0
vs. Florida State	26-0	1-2	0-0	1-2	3	0	0	1	0	1	0	12	3
vs. North Carolina	27-0	1-1	0-0	0-0	0-0	0	0	1	0	0	3	8	2
vs. Belmont	28-0	0-1	0-0	0-0	0-2	2	0	0	0	0	0	5	0

WILKINS' CAREER STATISTICS

Year	G-GS	Min-Avg.	FG-FGA	Pct.	3FG-3FGA	Pct.	FT-FTA	Pct.	Off-Def.	Reb-Avg.	PF-DQ	Ast	TO	Blk	Stl	Pts-Avg
2014-15	28-0	264-9.4	19-48	.396	2-3	.667	6-11	.545	19-50	69-2.5	26-0	11	15	18	5	46-1.6
ACC	16-0	155-9.7	12-27	.444	2-3	.667	1-3	.333	10-25	35-2.2	12-0	6	7	8	2	27-1.7
CAREER	28-0	264-9.4	19-48	.396	2-3	.667	6-11	.545	19-50	69-2.5	26-0	11	15	18	5	46-1.6
ACC	16-0	155-9.7	12-27	.444	2-3	.667	1-3	.333	10-25	35-2.2	12-0	6	7	8	2	27-1.7

WILKINS' CAREER NCAA STATISTICS

Year	G-GS	Min-Avg.	FG-FGA	Pct.	3FG-3FGA	Pct.	FT-FTA	Pct.	Off-Def.	Reb-Avg.	PF-DQ	Ast	TO	Blk	Stl	Pts-Avg
NCAA	1-0	5-5.0	0-1	.000	0-0	.000	0-0	.000	0-2	2-2.0	0-0	0	0	0	0	0-0.0



LONDON PERRANTES 32

G • 6-2 • 191 • Sophomore • Los Angeles, Calif. • Crespi Carmelite

SOPHOMORE SEASON (2014-15)

HONORS

- All-ACC Honorable Mention (Media)

STATS

- Led the team in assists (148) and third in free throw percentage (77.8%)
- Ranked fourth in the ACC in assists (4.4 apg) and third in assist/turnover ratio (3.0)
- All seven of his double figure games this season (and 11 of 12 in his career) came against ACC opponents

SEASON HIGHLIGHTS

- Missed one game (at Wake Forest) after suffering a broken nose and mild concussion in a collision with teammate Malcolm Brogdon vs. Florida State (Feb. 22)
- Had seven assists and no turnovers at Maryland (12/3/14)
- Had six points and nine assists at VCU (12/6/14)
- Had a career-high 26 points (including career highs of five 3-pointers and 11 free throws), along with eight assists, at Miami (1/3/15)
- Had eight points and six assists at Boston College (1/17/15)
- Had six points, five rebounds and seven assists at Virginia Tech (1/25/15)
- Had 15 points and six assists at North Carolina (2/2/15)
- Had 11 points vs. Wake Forest (2/14/15)
- Had 10 points and six assists vs. Pitt (2/16/15)
- Had 11 points (4-4 FG, 3-3 3FG) and six assists vs. Virginia Tech (2/28/15)
- Had first career double-double (10 points, career-high 10 assists) at Syracuse (3/2/15)
- Had nine assists vs. Florida State in ACC Quarterfinals (3/12/15)
- Had 12 points vs. North Carolina in ACC Semifinals (3/13/15)

DID YOU KNOW?

- Was a high school quarterback before focusing solely on basketball

CAREER/SEASON HIGHS

	CAREER HIGH	SEASON HIGH
Points	26 at Miami (1/3/15)	26 at Miami (1/3/15)
FGs	6 at North Carolina (2/2/15)	6 at North Carolina (2/2/15)
3FGs	5 at Miami (1/3/15)	5 at Miami (1/3/15)
FTs	11 at Miami (1/3/15)	11 at Miami (1/3/15)
Rebounds	6, 2x - last at NC State (2/11/15)	6 at NC State (2/11/15)
Assists	10 at Syracuse (3/2/15)	10 at Syracuse (3/2/15)
Turnovers	4, 5x - last at Louisville (3/7/15)	4, 2x - last at Louisville (3/7/15)
Blocks	1, 11x - last vs. Belmont (3/20/15)	1, 7x - last vs. Belmont (3/20/15)
Steals	3, 2x - last at Syracuse (3/2/15)	3 at Syracuse (3/2/15)
Minutes	45 at Miami (1/3/15)	45 at Miami (1/3/15)

2014-15 GAME-BY-GAME

Opponent	GP-GS	FG-FGA	3FG-3FGA	FT-FTA	Off-Def	Total	A	TO	Blk	Stl	PF	Min	Pts
at James Madison	DNP												
Norfolk State	1-1	2-4	2-3	1-2	0-2	2	4	0	0	1	1	28	7
South Carolina State	2-2	1-2	1-2	0-0	0-1	1	0	2	0	0	2	25	3
George Washington	3-3	1-4	1-3	1-2	0-2	2	3	0	0	1	1	37	4
Tennessee State	4-4	0-2	0-2	2-2	0-0	0	2	1	0	0	0	20	2
vs. La Salle	5-5	1-4	1-2	2-2	0-2	2	3	4	0	0	4	36	5
vs. Rutgers	6-6	0-5	0-3	0-0	0-3	3	4	0	0	0	0	34	0
at Maryland	7-7	0-1	0-1	0-0	0-4	4	7	0	0	4	29	0	
at VCU	8-8	3-6	0-1	0-0	0-3	3	9	3	0	2	0	35	6
Cleveland State	9-9	0-2	0-1	0-0	0-2	2	5	2	1	1	0	35	0
Harvard	10-10	0-3	0-1	2-2	0-0	0	2	1	0	1	0	23	2
Davidson	11-11	1-7	0-2	3-3	0-0	0	7	2	0	1	0	39	5
at Miami	12-12	5-11	5-9	11-12	0-1	1	8	3	1	1	3	45	26
NC State	13-13	1-4	0-2	0-0	0-1	1	5	2	0	1	1	35	2
at Notre Dame	14-14	2-8	1-3	0-0	0-4	4	3	0	0	1	1	34	5
Clemson	15-15	2-5	1-4	0-0	0-2	2	3	0	0	1	0	30	5
at Boston College	16-16	3-5	2-4	0-0	0-3	3	6	2	0	0	2	35	8
Georgia Tech	17-17	2-5	1-1	0-0	0-3	3	2	1	0	0	0	26	5
at Virginia Tech	18-18	2-8	1-4	1-1	0-5	5	7	2	0	1	2	37	6
Duke	19-19	3-5	1-1	0-0	0-2	2	5	2	0	0	1	36	7
at North Carolina	20-20	6-10	1-3	2-4	0-1	1	6	2	0	2	3	37	15
Louisville	21-21	1-8	0-3	2-2	1-2	3	6	1	1	2	1	38	4
at NC State	22-22	3-9	1-3	0-0	0-6	6	2	3	1	0	3	34	7
Wake Forest	23-23	4-10	0-4	3-4	0-4	4	2	1	0	0	2	34	11
Pitt	24-24	3-7	2-5	2-4	0-2	2	6	1	0	2	1	37	10
Florida State	25-25	1-6	1-3	0-0	1-1	2	3	1	0	1	2	20	3
at Wake Forest	DNP												
Virginia Tech	26-26	4-4	3-3	0-0	0-2	2	6	1	1	0	2	33	11
at Syracuse	27-27	3-9	2-6	2-3	0-5	5	10	1	0	3	0	37	10
at Louisville	28-28	2-6	1-5	2-2	2-2	4	5	4	1	2	1	37	7
vs. Florida State	29-29	2-5	0-1	0-4	0-1	4	9	3	0	2	1	35	4
vs. North Carolina	30-30	3-7	1-3	5-6	1-0	1	3	2	0	0	1	35	12
vs. Belmont	31-31	4-7	1-3	0-0	1-4	5	3	1	1	1	3	31	9
vs. Michigan State	32-32	2-10	0-4	1-2	1-4	5	2	1	0	0	0	38	5

PERRANTES' CAREER STATISTICS

Year	G-GS	Min-Avg.	FG-FGA	Pct.	3FG-3FGA	Pct.	FT-FTA	Pct.	Off-Def.	Reb-Avg.	PF-DQ	Ast	TO	Blk	Stl	Pts-Avg
2013-14	37-33	1105-29.9	61-159	.384	38-87	.437	43-50	.860	8-73	81-2.2	62-0	140	40	4	33	203-5.5
ACC	18-18	542-30.1	37-79	.468	21-41	.512	14-18	.778	5-39	44-2.4	27-0	76	17	2	16	109-6.1
2014-15	32-32	1065-33.3	67-189	.354	30-95	.316	42-54	.778	7-77	84-2.6	42-0	148	49	7	25	206-6.4
ACC	17-17	585-34.4	47-120	.392	23-63	.365	25-32	.781	4-46	50-2.9	25-0	85	27	5	17	142-8.4
CAREER	69-65	2170-31.4	128-348	.368	68-182	.374	85-104	.817	15-150	165-2.4	104-0	288	89	11	58	409-5.9
ACC	35-35	1127-32.2	84-199	.422	44-104	.423	39-50	.780	9-85	94-2.7	52-0	161	44	7	33	251-7.2

PERRANTES' CAREER NCAA STATISTICS

Year	G-GS	Min-Avg.	FG-FGA	Pct.	3FG-3FGA	Pct.	FT-FTA	Pct.	Off-Def.	Reb-Avg.	PF-DQ	Ast	TO	Blk	Stl	Pts-Avg
NCAA	5-5	174-34.8	14-34	.412	7-18	.389	6-7	.857	2-11	13-2.6	6-0	17	4	2	1	41-8.2

2014-15 Virginia Basketball
Virginia Combined Team Statistics (as of Mar 23, 2015)
All games

Overall record: 30-4 Conf: 16-2 Home: 15-1 Away: 11-1 Neutral: 4-2

#	Player	gp-gs	min	avg	Total		3-Point		F-Throw		Rebounds				pf	dq	a	to	blk	stl	pts	avg
					fg-fga	fg%	3fg-fga	3fg%	ft-fa	ft%	off	def	tot	avg								
15	Malcolm Brogdon	34-34	1105	32.5	158-374	.422	44-128	.344	116-132	.879	16	118	134	3.9	65	1	81	58	14	24	476	14.0
01	Justin Anderson	26-23	724	27.8	103-221	.466	47-104	.452	64-82	.780	17	88	105	4.0	30	0	45	31	14	17	317	12.2
13	Anthony Gill	34-30	859	25.3	142-244	.582	0-1	.000	111-164	.677	102	118	220	6.5	74	1	29	39	16	29	395	11.6
05	Darion Atkins	33-27	789	23.9	113-221	.511	0-1	.000	26-50	.520	73	124	197	6.0	67	0	23	37	36	27	252	7.6
10	Mike Tobey	34-11	582	17.1	93-181	.514	0-1	.000	47-63	.746	66	106	172	5.1	66	1	12	26	22	9	233	6.9
32	London Perrantes	32-32	1065	33.3	67-189	.354	30-95	.316	42-54	.778	7	77	84	2.6	42	0	148	49	7	25	206	6.4
04	Marial Shayok	34-1	496	14.6	47-116	.405	19-50	.380	17-27	.630	8	53	61	1.8	44	0	35	21	10	19	130	3.8
11	Evan Nolte	33-11	590	17.9	35-99	.354	21-76	.276	10-16	.625	8	43	51	1.5	46	0	23	15	5	19	101	3.1
00	Devon Hall	23-1	244	10.6	16-40	.400	5-15	.333	5-11	.455	2	15	17	0.7	18	0	18	12	1	9	42	1.8
21	Isaiah Wilkins	28-0	264	9.4	19-48	.396	2-3	.667	6-11	.545	19	50	69	2.5	26	0	11	15	18	5	46	1.6
02	B.J. Stith	13-0	63	4.8	5-13	.385	1-6	.167	2-3	.667	0	8	8	0.6	2	0	4	3	0	2	13	1.0
34	Jeff Jones	8-0	13	1.6	2-4	.500	0-0	.000	0-0	.000	3	1	4	0.5	3	0	0	0	0	1	4	0.5
23	Rob Vozenilek	11-0	21	1.9	2-4	.500	1-3	.333	0-0	.000	0	0	0	0.0	0	0	1	1	0	0	5	0.5
22	Maleek Frazier	10-0	17	1.7	1-2	.500	0-0	.000	0-1	.000	0	4	4	0.4	0	0	0	2	0	0	2	0.2
24	Caid Kirven	10-0	18	1.8	1-2	.500	0-0	.000	0-0	.000	2	2	4	0.4	1	0	0	1	0	0	2	0.2
Team											35	67	102				6					
Total.....		34	6850		804-1758	.457	170-483	.352	446-614	.726	358	874	1232	36.2	484	3	430	316	143	186	2224	65.4
Opponents.....		34	6850		622-1697	.367	191-621	.308	314-486	.646	280	689	969	28.5	555	8	308	359	94	171	1751	51.5

TEAM STATISTICS	VA	OPP	Date	Opponent	Score	Att.
SCORING	2224	1751	11/14/14	at James Madison	w 79-51	6782
Points per game	65.4	51.5	11/16/14	NORFOLK STATE	w 67-39	12845
Scoring margin	+13.9	-	11/18/14	SOUTH CAROLINA STATE	w 75-55	12493
FIELD GOALS-ATT	804-1758	622-1697	11/21/14	GEORGE WASHINGTON	w 59-42	13706
Field goal pct	.457	.367	11/25/14	TENNESSEE STATE	w 79-36	12056
3 POINT FG-ATT	170-483	191-621	^ 11/28/14	vs La Salle	w 64-56	4118
3-point FG pct	.352	.308	^ 11/29/14	vs Rutgers	w 45-26	4105
3-pt FG made per game	5.0	5.6	12/03/14	at Maryland	w 76-65	15371
FREE THROWS-ATT	446-614	314-486	12/06/14	at VCU	w 74-57	7647
Free throw pct	.726	.646	12/18/14	CLEVELAND STATE	w 70-54	11812
F-Throws made per game	13.1	9.2	12/21/14	HARVARD	w 76-27	14593
REBOUNDS	1232	969	12/30/14	DAVIDSON	w 83-72	14593
Rebounds per game	36.2	28.5	* 01/03/15	at Miami	w ^{o2} 89-80	5377
Rebounding margin	+7.7	-	* 01/07/15	NC STATE	w 61-51	12929
ASSISTS	430	308	* 01/10/15	at Notre Dame	w 62-56	9149
Assists per game	12.6	9.1	* 01/13/15	CLEMSON	w 65-42	13604
TURNOVERS	316	359	* 01/17/15	at Boston College	w 66-51	8112
Turnovers per game	9.3	10.6	* 01/22/15	GEORGIA TECH	w 57-28	13809
Turnover margin	+1.3	-	* 01/25/15	at Virginia Tech	w 50-47	9847
Assist/turnover ratio	1.4	0.9	* 01/31/15	DUKE	L 63-69	14593
STEALS	186	171	* 02/02/15	at North Carolina	w 75-64	20102
Steals per game	5.5	5.0	* 02/07/15	LOUISVILLE	w 52-47	14593
BLOCKS	143	94	* 02/11/15	at NC State	w 51-47	19500
Blocks per game	4.2	2.8	* 02/14/15	WAKE FOREST	w 61-60	14593
ATTENDANCE	218493	248093	* 02/16/15	PITT	w 61-49	13953
Home games-Avg/Game	16-13656	12-13399	* 02/22/15	FLORIDA STATE	w 51-41	14076
Neutral site-Avg/Game	-	6-14551	* 02/25/15	at Wake Forest	w 70-34	10772
			* 02/28/15	VIRGINIA TECH	w 69-57	14245
Score by Periods	1st	2nd	OT	OT2	Totals	
Virginia	1031	1167	8	18	2224	
Opponents	789	945	8	9	1751	
						@ 03/12/15 vs Florida State w 58-44 22026
						@ 03/13/15 vs North Carolina L 67-71 22026
						\$ 03/20/15 vs Belmont w 79-67 16551
						\$ 03/22/15 vs Michigan State L 54-60 18482

* = Conference game
^ = Barclays Center Classic (Brooklyn, N.Y.)
@ = ACC Tournament (Greensboro, N.C.)
\$ = NCAA 2nd/3rd Round (Charlotte, N.C.)

**2014-15 Virginia Basketball
Virginia Combined Team Statistics (as of Mar 16, 2015)
Conference games**

RECORD:	OVERALL	HOME	AWAY	NEUTRAL
ALL GAMES	16-2	8-1	8-1	0-0
CONFERENCE	16-2	8-1	8-1	0-0
NON-CONFERENCE	0-0	0-0	0-0	0-0

##	Player	gp-gs	min	avg	Total		3-Point		F-Throw		Rebounds				pf	dq	a	to	blk	stl	pts	avg		
					fg-fga	fg%	3fg-fga	3fg%	ft-fa	ft%	off	def	tot	avg										
15	Malcolm Brogdon	18-18	615	34.2	86-204	.422	26-73	.356	52-58	.897	8	68	76	4.2	40	1	42	32	7	17	250	13.9		
01	Justin Anderson	10-10	319	31.9	34-91	.374	18-49	.367	28-34	.824	7	31	38	3.8	11	0	23	9	7	9	114	11.4		
13	Anthony Gill	18-14	441	24.5	70-123	.569	0-0	.000	49-78	.628	56	58	114	6.3	40	0	14	26	5	12	189	10.5		
32	London Perrantes	17-17	585	34.4	47-120	.392	23-63	.365	25-32	.781	4	46	50	2.9	25	0	85	27	5	17	142	8.4		
05	Darion Atkins	18-17	479	26.6	66-133	.496	0-1	.000	16-33	.485	35	73	108	6.0	32	0	11	17	19	17	148	8.2		
10	Mike Tobey	18-5	313	17.4	47-95	.495	0-1	.000	22-29	.759	32	41	73	4.1	29	0	5	16	11	4	116	6.4		
04	Marial Shayok	18-1	263	14.6	21-56	.375	8-26	.308	5-11	.455	4	29	33	1.8	23	0	17	8	6	10	55	3.1		
11	Evan Nolte	18-8	326	18.1	16-47	.340	12-38	.316	2-6	.333	1	22	23	1.3	24	0	13	9	2	7	46	2.6		
21	Isaiah Wilkins	16-0	155	9.7	12-27	.444	2-3	.667	1-3	.333	10	25	35	2.2	12	0	6	7	8	2	27	1.7		
00	Devon Hall	12-0	113	9.4	8-19	.421	2-8	.250	2-6	.333	0	9	9	0.8	11	0	6	4	1	2	20	1.7		
02	B.J. Stith	5-0	22	4.4	1-7	.143	1-5	.200	2-2	1.000	0	3	3	0.6	0	0	2	2	0	0	5	1.0		
34	Jeff Jones	3-0	3	1.0	1-2	.500	0-0	.000	0-0	.000	1	0	1	0.3	0	0	0	0	0	0	2	0.7		
23	Rob Vozenilek	5-0	7	1.4	1-1	1.000	1-1	1.000	0-0	.000	0	0	0	0.0	0	0	0	0	0	0	3	0.6		
22	Maleek Frazier	4-0	6	1.5	1-1	1.000	0-0	.000	0-1	.000	0	1	1	0.3	0	0	0	0	0	0	2	0.5		
24	Caid Kirven	3-0	3	1.0	0-1	.000	0-0	.000	0-0	.000	0	0	0	0.0	0	0	0	1	0	0	0	0.0		
Team											20	37	57											
Total.....		18	3650		411-927	.443	93-268	.347	204-293	.696	178	443	621	34.5	247	1	224	161	71	97	1119	62.2		
Opponents.....		18	3650		341-902	.378	99-320	.309	148-230	.643	154	391	545	30.3	281	4	169	190	48	85	929	51.6		

TEAM STATISTICS	VA	OPP	Date	Opponent	Score	Att.
SCORING	1119	929	* 01/03/15	at Miami	Wo2 89-80	5377
Points per game	62.2	51.6	* 01/07/15	NC STATE	w 61-51	12929
Scoring margin	+10.6	-	* 01/10/15	at Notre Dame	w 62-56	9149
FIELD GOALS-ATT	411-927	341-902	* 01/13/15	CLEMSON	w 65-42	13604
Field goal pct	.443	.378	* 01/17/15	at Boston College	w 66-51	8112
3 POINT FG-ATT	93-268	99-320	* 01/22/15	GEORGIA TECH	w 57-28	13809
3-point FG pct	.347	.309	* 01/25/15	at Virginia Tech	w 50-47	9847
3-pt FG made per game	5.2	5.5	* 01/31/15	DUKE	L 63-69	14593
FREE THROWS-ATT	204-293	148-230	* 02/02/15	at North Carolina	w 75-64	20102
Free throw pct	.696	.643	* 02/07/15	LOUISVILLE	w 52-47	14593
F-Throws made per game	11.3	8.2	* 02/11/15	at NC State	w 51-47	19500
REBOUNDS	621	545	* 02/14/15	WAKE FOREST	w 61-60	14593
Rebounds per game	34.5	30.3	* 02/16/15	PITT	w 61-49	13953
Rebounding margin	+4.2	-	* 02/22/15	FLORIDA STATE	w 51-41	14076
ASSISTS	224	169	* 02/25/15	at Wake Forest	w 70-34	10772
Assists per game	12.4	9.4	* 02/28/15	VIRGINIA TECH	w 69-57	14245
TURNOVERS	161	190	* 03/02/15	at Syracuse	w 59-47	25338
Turnovers per game	8.9	10.6	* 03/07/15	at Louisville	L 57-59	22788
Turnover margin	+1.6	-				
Assist/turnover ratio	1.4	0.9	* = Conference game			
STEALS	97	85	^ = Barclays Center Classic (Brooklyn, N.Y.)			
Steals per game	5.4	4.7	@ = ACC Tournament (Greensboro, N.C.)			
BLOCKS	71	48				
Blocks per game	3.9	2.7				
ATTENDANCE	126395	130985				
Home games-Avg/Game	9-14044	9-14554				
Neutral site-Avg/Game	-	0-0				

Score by Periods	1st	2nd	OT	OT2	Totals
Virginia	487	606	8	18	1119
Opponents	413	499	8	9	929

2014-15 Virginia Basketball
Virginia Team Game-by-Game Comparison (as of Mar 22, 2015)
All games

Opponent	1st	2nd	Score	Mar	Total FG	FG Pct	3-Pointers	3FG Pct	Free Throws	FT Pct	Rebounds	Assist	T/Over	Block	Steal	Fouls
James Madison	51/33	28/18	79-51	+28	29-50/15-53	.580/.283	5-7/8-26	.714/.308	16-21/13-18	.762/.722	38/27 +11	12/9	16/18	7/1	11/4	18/15
NORFOLK STATE	42/22	25/17	67-39	+28	23-53/12-51	.434/.235	10-21/7-17	.476/.412	11-17/8-9	.647/.889	41/31 +10	19/8	11/13	11/4	9/3	11/18
SOUTH CAROLINA STATE	41/20	34/35	75-55	+20	27-57/19-58	.474/.328	6-16/8-22	.375/.364	15-18/9-13	.833/.692	46/26 +20	12/10	12/6	6/3	3/9	10/17
GEORGE WASHINGTON	22/26	37/16	59-42	+17	24-57/16-49	.421/.327	1-9/4-18	.111/.222	10-16/6-9	.625/.667	41/28 +13	9/6	8/11	9/6	4/6	11/15
TENNESSEE STATE	42/17	37/19	79-36	+43	31-60/14-48	.517/.292	7-21/4-19	.333/.211	10-15/4-9	.667/.444	49/22 +27	17/7	6/9	4/3	5/5	9/19
La Salle	37/19	27/37	64-56	+8	22-46/18-45	.478/.400	3-7/4-14	.429/.286	17-22/16-25	.773/.640	35/23 +12	11/7	12/13	4/0	8/8	23/21
Rutgers	17/18	28/8	45-26	+19	18-55/12-48	.327/.250	2-16/0-13	.125/.000	7-9/2-3	.778/.667	43/32 +11	10/4	7/12	1/5	7/4	9/11
Maryland	37/29	39/36	76-65	+11	26-49/16-40	.531/.400	5-13/6-18	.385/.333	19-27/27-36	.704/.750	34/22 +12	13/6	7/7	4/2	4/2	28/19
VCU	38/28	36/29	74-57	+17	28-41/23-60	.683/.383	6-11/7-24	.545/.292	12-16/4-9	.750/.444	35/21 +14	18/15	16/7	1/3	4/12	9/12
CLEVELAND STATE	31/18	39/36	70-54	+16	22-44/19-52	.500/.365	5-11/7-23	.455/.304	21-28/7-9	.750/.778	32/26 +6	14/9	6/7	6/0	4/3	13/24
HARVARD	39/8	37/19	76-27	+49	31-52/8-50	.596/.160	6-11/2-11	.545/.182	8-11/9-22	.727/.409	45/25 +20	21/1	10/10	5/1	6/7	20/9
DAVIDSON	32/36	51/36	83-72	+11	27-61/27-56	.443/.482	5-15/11-28	.333/.393	24-29/7-12	.828/.583	42/25 +17	13/14	5/7	2/3	4/3	13/19
Miami	38/20	25/43	89-80	+9	26-58/27-68	.448/.397	10-21/9-28	.476/.321	27-39/17-24	.692/.708	39/43 (4)	19/14	9/10	6/0	3/6	23/26
NC STATE	32/31	29/20	61-51	+10	23-56/20-53	.411/.377	6-20/9-21	.300/.429	9-10/2-9	.900/.222	39/30 +9	13/9	9/11	4/4	5/3	10/13
Notre Dame	24/27	38/29	62-56	+6	25-51/20-59	.490/.339	5-11/10-24	.455/.417	7-8/6-12	.875/.500	34/35 (1)	9/10	8/6	3/1	2/4	12/14
CLEMSON	25/19	40/23	65-42	+23	25-50/15-42	.500/.357	10-21/3-13	.476/.231	5-10/9-13	.500/.692	27/29 (2)	14/4	4/11	5/2	4/2	17/11
Boston College	27/24	39/27	66-51	+15	21-49/17-43	.429/.395	6-18/5-15	.333/.333	18-21/12-13	.857/.923	35/20 +15	12/8	8/9	3/0	2/2	18/16
GEORGIA TECH	28/16	29/12	57-28	+29	24-53/12-49	.453/.245	5-9/0-12	.556/.000	4-6/4-8	.667/.500	36/33 +3	13/2	4/10	3/3	4/3	12/8
Virginia Tech	30/27	20/20	50-47	+3	17-49/19-42	.347/.452	6-18/5-19	.333/.263	10-12/4-7	.833/.571	33/21 +12	12/8	13/14	3/5	5/5	13/16
DUKE	25/26	38/43	63-69	(6)	26-63/28-55	.413/.509	3-13/6-17	.231/.353	8-10/7-13	.800/.538	35/34 +1	11/12	7/8	1/4	4/4	11/13
North Carolina	32/33	43/31	75-64	+11	29-56/25-56	.518/.446	5-12/4-9	.417/.444	12-18/10-13	.667/.769	27/34 (7)	18/15	8/13	7/3	9/3	13/16
LOUISVILLE	24/13	28/34	52-47	+5	17-51/17-46	.333/.370	2-14/3-14	.143/.214	16-22/10-13	.727/.769	33/36 (3)	9/6	2/11	4/3	8/2	13/18
NC State	19/21	32/26	51-47	+4	19-51/19-57	.373/.333	2-11/3-17	.182/.176	11-18/6-7	.611/.857	43/31 +12	10/7	12/6	6/9	2/6	15/15
WAKE FOREST	24/31	37/29	61-60	+1	24-53/19-44	.453/.432	2-12/10-24	.167/.417	11-16/12-22	.688/.545	32/31 +1	10/15	9/11	2/1	5/6	14/16
PITT	25/15	36/34	61-49	+12	20-47/17-44	.426/.386	5-13/6-16	.385/.375	16-22/9-17	.727/.529	31/29 +2	11/11	7/12	4/0	5/5	14/21
FLORIDA STATE	22/21	29/20	51-41	+10	18-41/15-46	.439/.326	1-11/4-19	.091/.211	14-27/7-12	.519/.583	34/30 +4	9/9	11/14	3/5	11/5	9/20
Wake Forest	36/15	34/19	70-34	+36	28-56/12-55	.500/.218	5-14/4-22	.357/.182	9-13/6-7	.692/.857	45/29 +16	15/8	11/13	8/2	8/6	12/11
VIRGINIA TECH	28/24	41/33	69-57	+12	24-47/18-47	.511/.383	6-13/9-19	.462/.474	15-21/12-17	.714/.706	29/31 (2)	14/9	6/8	7/1	3/3	17/20
Syracuse	23/20	36/27	59-47	+12	24-52/18-47	.462/.383	6-17/4-19	.353/.211	5-8/7-13	.625/.538	42/20 +22	13/12	20/13	0/3	9/10	12/13
Louisville	25/30	32/29	57-59	(2)	21-44/23-49	.477/.469	8-20/5-12	.400/.417	7-12/8-10	.583/.800	27/29 (2)	12/10	13/10	2/2	8/10	12/14
Florida State	34/17	24/27	58-44	+14	19-40/15-46	.475/.326	3-7/3-17	.429/.176	17-21/11-16	.810/.688	31/23 +8	12/7	14/13	4/4	5/5	18/18
North Carolina	23/30	44/41	67-71	(4)	23-52/23-42	.442/.548	5-16/7-14	.313/.500	16-20/18-27	.800/.667	25/32 (7)	8/17	13/18	2/2	8/7	17/16
Belmont	40/32	39/35	79-67	+12	26-57/27-57	.456/.474	6-17/8-25	.353/.320	21-25/5-6	.840/.833	35/29 +6	11/12	7/12	3/2	5/4	10/22
Michigan State	18/23	36/37	54-60	(6)	17-57/17-40	.298/.425	2-17/6-12	.118/.500	18-26/20-33	.692/.606	39/32 +7	6/7	5/6	3/7	2/4	18/19

Note: Game totals are displayed in the format TEAM/OPPONENT for each category

2014-15 Virginia Basketball
Virginia Points-Rebounds-Assists (as of Mar 22, 2015)
All games

Opponent	Date	Score		00	01	02	04	05	10	11
				HALL,DEVON	ANDERSON,J	STITH,BJ	SHAYOK,MAR	ATKINS,DAR	TOBEY,MIKE	NOLTE,EVAN
at James Madison	11/14/14	79-51	w	5-1-2	18-6-1	0-1-0	6-3-0	7-10-1	6-6-1	DNP
NORFOLK STATE	11/16/14	67-39	w	2-2-2	11-4-4	0-1-0	8-2-2	9-1-0	10-7-2	5-2-0
SOUTH CAROLINA STATE	11/18/14	75-55	w	3-1-2	17-5-2	0-1-0	3-2-1	8-7-1	10-5-0	2-1-2
GEORGE WASHINGTON	11/21/14	59-42	w	DNP	18-8-1	DNP	0-1-0	8-11-1	6-5-0	0-0-0
TENNESSEE STATE	11/25/14	79-36	w	3-0-1	20-1-2	4-0-1	7-2-1	4-3-1	13-16-1	2-4-2
vs La Salle	11/28/14	64-56	w	0-1-0	8-2-3	DNP	0-1-1	6-6-1	7-4-0	2-2-0
vs Rutgers	11/29/14	45-26	w	3-0-0	13-4-1	0-0-0	5-3-0	3-7-1	2-7-0	0-2-0
at Maryland	12/03/14	76-65	w	0-0-0	16-6-0	0-0-0	9-5-4	4-2-0	14-6-0	4-0-0
at VCU	12/06/14	74-57	w	2-0-1	21-8-1	DNP	0-0-1	DNP	8-8-1	4-1-0
CLEVELAND STATE	12/18/14	70-54	w	0-2-0	16-5-3	0-0-0	5-1-0	3-5-1	6-3-1	8-2-1
HARVARD	12/21/14	76-27	w	3-1-4	8-4-2	4-2-1	7-2-4	8-2-0	15-10-1	9-3-0
DAVIDSON	12/30/14	83-72	w	1-0-0	14-4-1	DNP	3-0-0	13-10-1	4-7-0	2-2-1
at Miami	01/03/15	89-80	w	0-0-0	16-2-3	DNP	9-5-3	8-12-1	14-6-0	2-1-1
NC STATE	01/07/15	61-51	w	DNP	16-9-3	DNP	2-1-2	4-8-0	11-5-0	0-1-0
at Notre Dame	01/10/15	62-56	w	DNP	11-4-1	DNP	7-0-0	14-8-0	8-7-0	0-1-1
CLEMSON	01/13/15	65-42	w	0-3-2	15-2-1	3-0-0	3-0-2	6-6-1	4-0-1	0-1-0
at Boston College	01/17/15	66-51	w	0-0-0	8-0-1	0-0-0	5-4-1	8-5-0	0-2-0	0-0-1
GEORGIA TECH	01/22/15	57-28	w	0-1-0	7-3-4	0-1-0	6-3-1	5-8-0	2-1-1	5-2-1
at Virginia Tech	01/25/15	50-47	w	3-0-0	12-6-3	DNP	0-2-0	9-4-0	4-2-0	0-0-0
DUKE	01/31/15	63-69	L	0-0-0	11-5-0	DNP	0-0-0	9-4-2	8-5-0	0-1-0
at North Carolina	02/02/15	75-64	w	DNP	16-3-7	DNP	0-0-1	6-2-0	8-3-0	0-0-0
LOUISVILLE	02/07/15	52-47	w	DNP	2-4-0	DNP	0-0-0	9-7-1	9-4-0	3-1-0
at NC State	02/11/15	51-47	w	4-0-1	DNP	DNP	0-1-0	2-6-1	11-9-0	3-0-1
WAKE FOREST	02/14/15	61-60	w	0-1-1	DNP	DNP	0-1-0	6-6-1	8-2-0	6-0-1
PITT	02/16/15	61-49	w	DNP	DNP	DNP	6-4-1	9-6-0	4-2-0	0-1-1
FLORIDA STATE	02/22/15	51-41	w	2-0-1	DNP	DNP	7-6-0	11-2-1	3-5-1	2-2-0
at Wake Forest	02/25/15	70-34	w	9-2-1	DNP	2-2-2	7-5-4	10-2-0	7-4-1	8-6-1
VIRGINIA TECH	02/28/15	69-57	w	2-1-0	DNP	DNP	0-0-0	16-6-3	0-2-0	5-2-2
at Syracuse	03/02/15	59-47	w	0-1-0	DNP	0-0-0	0-1-0	6-9-0	10-8-0	6-3-2
at Louisville	03/07/15	57-59	L	DNP	DNP	DNP	3-0-2	10-7-0	5-6-1	6-1-1
vs Florida State	03/12/15	58-44	w	DNP	0-2-0	DNP	4-0-1	6-3-0	11-6-0	11-2-1
vs North Carolina	03/13/15	67-71	L	DNP	0-2-0	DNP	7-3-2	5-1-2	0-3-0	4-2-0
vs Belmont	03/20/15	79-67	w	DNP	15-5-1	DNP	5-1-0	10-7-2	2-2-0	0-4-2
vs Michigan State	03/22/15	54-60	L	DNP	8-1-0	DNP	6-2-1	10-14-0	3-4-0	2-1-1

Opponent	Date	Score		13	15	21	22	23	24	32
				GILL,ANTHO	BROGDON,MA	WILKINS,IS	FRAZIER,MA	VOZENILEK,	KIRVEN,CAI	PERRANTES,
at James Madison	11/14/14	79-51	w	15-1-0	14-3-4	8-5-3	DNP	0-0-0	0-0-0	DNP
NORFOLK STATE	11/16/14	67-39	w	9-8-1	6-3-3	0-3-1	0-1-0	0-0-0	0-0-0	7-2-4
SOUTH CAROLINA STATE	11/18/14	75-55	w	11-8-1	17-4-3	1-8-0	0-1-0	0-0-0	0-0-0	3-1-0
GEORGE WASHINGTON	11/21/14	59-42	w	8-4-2	15-5-2	0-2-0	DNP	DNP	DNP	4-2-3
TENNESSEE STATE	11/25/14	79-36	w	16-9-2	2-1-3	0-4-0	0-1-0	2-0-1	2-3-0	2-0-2
vs La Salle	11/28/14	64-56	w	16-10-0	20-5-3	DNP	DNP	DNP	DNP	5-2-3
vs Rutgers	11/29/14	45-26	w	13-5-2	6-4-2	0-2-0	DNP	DNP	DNP	0-3-4
at Maryland	12/03/14	76-65	w	11-6-0	18-3-2	0-0-0	0-0-0	DNP	0-0-0	0-4-7
at VCU	12/06/14	74-57	w	18-8-1	15-3-4	DNP	DNP	DNP	DNP	6-3-9
CLEVELAND STATE	12/18/14	70-54	w	13-8-1	16-2-2	3-1-0	0-0-0	0-0-0	0-0-0	0-2-5
HARVARD	12/21/14	76-27	w	3-6-0	15-6-6	2-4-1	0-0-0	0-0-0	0-1-0	2-0-2
DAVIDSON	12/30/14	83-72	w	25-13-2	16-4-1	DNP	DNP	DNP	DNP	5-0-7
at Miami	01/03/15	89-80	w	6-6-2	8-2-1	DNP	DNP	DNP	DNP	26-1-8
NC STATE	01/07/15	61-51	w	12-7-1	14-4-2	DNP	DNP	DNP	DNP	2-1-5
at Notre Dame	01/10/15	62-56	w	4-2-0	13-3-4	0-4-0	DNP	DNP	DNP	5-4-3
CLEMSON	01/13/15	65-42	w	8-4-0	16-2-3	5-2-1	0-1-0	0-0-0	0-0-0	5-2-3
at Boston College	01/17/15	66-51	w	11-10-1	20-5-2	6-4-0	DNP	DNP	0-0-0	8-3-6
GEORGIA TECH	01/22/15	57-28	w	7-6-0	13-4-4	5-0-0	0-0-0	0-0-0	0-0-0	5-3-2
at Virginia Tech	01/25/15	50-47	w	8-7-0	8-3-0	0-2-2	DNP	DNP	DNP	6-5-7
DUKE	01/31/15	63-69	L	4-2-2	17-6-2	7-5-0	DNP	DNP	DNP	7-2-5
at North Carolina	02/02/15	75-64	w	13-7-1	17-3-3	0-0-0	DNP	DNP	DNP	15-1-6
LOUISVILLE	02/07/15	52-47	w	10-8-0	15-3-1	0-1-1	DNP	DNP	DNP	4-3-6
at NC State	02/11/15	51-47	w	9-11-2	15-4-3	0-2-0	DNP	DNP	DNP	7-6-2
WAKE FOREST	02/14/15	61-60	w	19-6-0	11-9-5	0-0-0	DNP	DNP	DNP	11-4-2
PITT	02/16/15	61-49	w	12-6-1	18-4-2	2-2-0	DNP	DNP	DNP	10-2-6
FLORIDA STATE	02/22/15	51-41	w	13-9-1	10-4-2	0-1-0	DNP	DNP	DNP	3-2-3
at Wake Forest	02/25/15	70-34	w	11-7-1	9-5-4	2-9-1	2-0-0	3-0-0	DNP	DNP
VIRGINIA TECH	02/28/15	69-57	w	16-5-1	19-8-1	0-2-1	0-0-0	0-0-0	DNP	11-2-6
at Syracuse	03/02/15	59-47	w	17-9-0	10-1-1	0-0-0	DNP	0-0-0	DNP	10-5-10
at Louisville	03/07/15	57-59	L	9-2-1	17-6-2	0-1-0	DNP	DNP	DNP	7-4-5
vs Florida State	03/12/15	58-44	w	9-7-0	10-2-1	3-3-0	DNP	DNP	DNP	4-4-9
vs North Carolina	03/13/15	67-71	L	12-4-0	25-5-1	2-0-0	DNP	DNP	DNP	12-1-3
vs Belmont	03/20/15	79-67	w	16-3-2	22-5-1	0-2-0	DNP	DNP	DNP	9-5-3
vs Michigan State	03/22/15	54-60	L	11-6-1	9-3-1	DNP	DNP	DNP	DNP	5-5-2

2014-15 Virginia Basketball
Virginia Points-Rebounds-Assists (as of Mar 22, 2015)
All games

34

Opponent	Date	Score		JONES,JEFF
at James Madison	11/14/14	79-51	w	DNP
NORFOLK STATE	11/16/14	67-39	w	0-0-0
SOUTH CAROLINA STATE	11/18/14	75-55	w	0-0-0
GEORGE WASHINGTON	11/21/14	59-42	w	DNP
TENNESSEE STATE	11/25/14	79-36	w	2-2-0
vs La Salle	11/28/14	64-56	w	DNP
vs Rutgers	11/29/14	45-26	w	DNP
at Maryland	12/03/14	76-65	w	DNP
at VCU	12/06/14	74-57	w	DNP
CLEVELAND STATE	12/18/14	70-54	w	0-0-0
HARVARD	12/21/14	76-27	w	0-1-0
DAVIDSON	12/30/14	83-72	w	DNP
at Miami	01/03/15	89-80	w	DNP
NC STATE	01/07/15	61-51	w	DNP
at Notre Dame	01/10/15	62-56	w	DNP
CLEMSON	01/13/15	65-42	w	0-0-0
at Boston College	01/17/15	66-51	w	0-0-0
GEORGIA TECH	01/22/15	57-28	w	2-1-0
at Virginia Tech	01/25/15	50-47	w	DNP
DUKE	01/31/15	63-69	L	DNP
at North Carolina	02/02/15	75-64	w	DNP
LOUISVILLE	02/07/15	52-47	w	DNP
at NC State	02/11/15	51-47	w	DNP
WAKE FOREST	02/14/15	61-60	w	DNP
PITT	02/16/15	61-49	w	DNP
FLORIDA STATE	02/22/15	51-41	w	DNP
at Wake Forest	02/25/15	70-34	w	DNP
VIRGINIA TECH	02/28/15	69-57	w	DNP
at Syracuse	03/02/15	59-47	w	DNP
at Louisville	03/07/15	57-59	L	DNP
vs Florida State	03/12/15	58-44	w	DNP
vs North Carolina	03/13/15	67-71	L	DNP
vs Belmont	03/20/15	79-67	w	DNP
vs Michigan State	03/22/15	54-60	L	DNP

2014-15 Virginia Basketball
Virginia Game-by-Game Highs (as of Mar 22, 2015)
All games

Opponent	Date	Score	Points	Rebounds	Assists	Steals	Blocked shots
at James Madison	11/14/14	79-51	18-Justin Anderson	10-Darion Atkins	4-Malcolm Brogdon	5-Devon Hall	2-Isaiah Wilkins Marial Shayok Mike Tobey
NORFOLK STATE	11/16/14	67-39	11-Justin Anderson	8-Anthony Gill	4-Justin Anderson London Perrantes	2-Darion Atkins Marial Shayok	3-Isaiah Wilkins Anthony Gill
SOUTH CAROLINA STATE	11/18/14	75-55	17-Justin Anderson Malcolm Brogdon	8-Isaiah Wilkins Anthony Gill	3-Malcolm Brogdon	1-Malcolm Brogdon Anthony Gill Justin Anderson	1-Mike Tobey Isaiah Wilkins Darion Atkins Marial Shayok Malcolm Brogdon Justin Anderson
GEORGE WASHINGTON	11/21/14	59-42	18-Justin Anderson	11-Darion Atkins	3-London Perrantes	1-Marial Shayok Evan Nolte Justin Anderson Darion Atkins	3-Darion Atkins
TENNESSEE STATE vs La Salle	11/25/14 11/28/14	79-36 64-56	20-Justin Anderson 20-Malcolm Brogdon	16-Mike Tobey 10-Anthony Gill	3-Malcolm Brogdon 3-Justin Anderson Malcolm Brogdon London Perrantes	2-Marial Shayok 3-Anthony Gill Darion Atkins	2-Anthony Gill 2-Darion Atkins
vs Rutgers	11/29/14	45-26	13-Justin Anderson Anthony Gill	7-Mike Tobey Darion Atkins	4-London Perrantes	2-Mike Tobey Darion Atkins	1-Darion Atkins
at Maryland	12/03/14	76-65	18-Malcolm Brogdon	6-Anthony Gill Justin Anderson Mike Tobey	7-London Perrantes	1-Devon Hall Anthony Gill Mike Tobey Evan Nolte	2-Mike Tobey
at VCU	12/06/14	74-57	21-Justin Anderson	8-Justin Anderson Mike Tobey Anthony Gill	9-London Perrantes	2-London Perrantes	1-Justin Anderson
CLEVELAND STATE	12/18/14	70-54	16-Malcolm Brogdon Justin Anderson	8-Anthony Gill	5-London Perrantes	2-Marial Shayok	1-Isaiah Wilkins Evan Nolte Darion Atkins London Perrantes Justin Anderson Mike Tobey
HARVARD	12/21/14	76-27	15-Malcolm Brogdon Mike Tobey	10-Mike Tobey	6-Malcolm Brogdon	2-Justin Anderson	2-Mike Tobey
DAVIDSON	12/30/14	83-72	25-Anthony Gill	13-Anthony Gill	7-London Perrantes	1-Evan Nolte London Perrantes Anthony Gill Malcolm Brogdon	1-Anthony Gill Malcolm Brogdon
at Miami NC STATE	01/03/15 01/07/15	89-80 61-51	26-London Perrantes 16-Justin Anderson	12-Darion Atkins 9-Justin Anderson	8-London Perrantes 5-London Perrantes	2-Marial Shayok 2-Marial Shayok Malcolm Brogdon	2-Marial Shayok 1-Marial Shayok Mike Tobey Justin Anderson Darion Atkins
at Notre Dame	01/10/15	62-56	14-Darion Atkins	8-Darion Atkins	4-Malcolm Brogdon	1-Justin Anderson London Perrantes	2-Darion Atkins
CLEMSON	01/13/15	65-42	16-Malcolm Brogdon	6-Darion Atkins	3-London Perrantes Malcolm Brogdon	1-Justin Anderson London Perrantes Anthony Gill Marial Shayok	2-Mike Tobey
at Boston College	01/17/15	66-51	20-Malcolm Brogdon	10-Anthony Gill	6-London Perrantes	1-Justin Anderson Anthony Gill	2-Darion Atkins

2014-15 Virginia Basketball
Virginia Game-by-Game Highs (as of Mar 22, 2015)
All games

Opponent	Date	Score	Points	Rebounds	Assists	Steals	Blocked shots
GEORGIA TECH	01/22/15	57-28	13-Malcolm Brogdon	8-Darion Atkins	4-Malcolm Brogdon Justin Anderson	1-Malcolm Brogdon Justin Anderson Anthony Gill Mike Tobey	1-Marial Shayok Justin Anderson Mike Tobey
at Virginia Tech	01/25/15	50-47	12-Justin Anderson	7-Anthony Gill	7-London Perrantes	2-Justin Anderson	1-Justin Anderson Marial Shayok Isaiah Wilkins
DUKE	01/31/15	63-69	17-Malcolm Brogdon	6-Malcolm Brogdon	5-London Perrantes	1-Mike Tobey Darion Atkins Justin Anderson Marial Shayok	1-Isaiah Wilkins
at North Carolina	02/02/15	75-64	17-Malcolm Brogdon	7-Anthony Gill	7-Justin Anderson	2-Malcolm Brogdon Darion Atkins Justin Anderson London Perrantes	2-Mike Tobey Darion Atkins Justin Anderson
LOUISVILLE	02/07/15	52-47	15-Malcolm Brogdon	8-Anthony Gill	6-London Perrantes	3-Darion Atkins	2-Darion Atkins
at NC State	02/11/15	51-47	15-Malcolm Brogdon	11-Anthony Gill	3-Malcolm Brogdon	1-Mike Tobey Evan Nolte	1-Malcolm Brogdon Darion Atkins Isaiah Wilkins London Perrantes Mike Tobey Evan Nolte
WAKE FOREST	02/14/15	61-60	19-Anthony Gill	9-Malcolm Brogdon	5-Malcolm Brogdon	4-Malcolm Brogdon	1-Anthony Gill Malcolm Brogdon
PITT	02/16/15	61-49	18-Malcolm Brogdon	6-Anthony Gill Darion Atkins	6-London Perrantes	2-Malcolm Brogdon London Perrantes	4-Darion Atkins
FLORIDA STATE	02/22/15	51-41	13-Anthony Gill	9-Anthony Gill	3-London Perrantes	4-Darion Atkins	1-Darion Atkins Isaiah Wilkins Malcolm Brogdon
at Wake Forest	02/25/15	70-34	11-Anthony Gill	9-Isaiah Wilkins	4-Malcolm Brogdon Marial Shayok	2-Marial Shayok Devon Hall	3-Isaiah Wilkins
VIRGINIA TECH	02/28/15	69-57	19-Malcolm Brogdon	8-Malcolm Brogdon	6-London Perrantes	2-Darion Atkins	2-Darion Atkins
at Syracuse	03/02/15	59-47	17-Anthony Gill	9-Darion Atkins Anthony Gill	10-London Perrantes	3-London Perrantes	None
at Louisville	03/07/15	57-59	17-Malcolm Brogdon	7-Darion Atkins	5-London Perrantes	2-Anthony Gill Malcolm Brogdon Darion Atkins London Perrantes	1-Darion Atkins London Perrantes
vs Florida State	03/12/15	58-44	11-Mike Tobey Evan Nolte	7-Anthony Gill	9-London Perrantes	3-Anthony Gill	2-Darion Atkins
vs North Carolina	03/13/15	67-71	25-Malcolm Brogdon	5-Malcolm Brogdon	3-London Perrantes	4-Evan Nolte	1-Anthony Gill Justin Anderson
vs Belmont	03/20/15	79-67	22-Malcolm Brogdon	7-Darion Atkins	3-London Perrantes	1-Darion Atkins Marial Shayok Evan Nolte Anthony Gill Justin Anderson	1-London Perrantes Darion Atkins Anthony Gill
vs Michigan State	03/22/15	54-60	11-Anthony Gill	14-Darion Atkins	2-London Perrantes	2-Malcolm Brogdon	2-Darion Atkins

Individual Career History

Justin Anderson

Season	gp-gs	min/avg	Total		3-Point		F-Throws		Rebounds				Scoring							
			fg-fga	pct	fg-fga	pct	ft-fta	pct	off	def	tot	avg	pf	fo	ast	to	blk	stl	pts	avg
2012-13	35-17	841/24.0	89-212	.420	20-66	.303	68-89	.764	32	84	116	3.3	49	0	81	43	42	30	266	7.6
2013-14	37-5	796/21.5	96-236	.407	30-102	.294	68-95	.716	26	94	120	3.2	58	1	54	51	28	13	290	7.8
2014-15	26-23	724/27.8	103-221	.466	47-104	.452	64-82	.780	17	88	105	4.0	30	0	45	31	14	17	317	12.2
TOTAL	98-45	2361/24.1	288-669	.430	97-272	.357	200-266	.752	75	266	341	3.5	137	1	180	125	84	60	873	8.9

Darion Atkins

Season	gp-gs	min/avg	Total		3-Point		F-Throws		Rebounds				Scoring							
			fg-fga	pct	fg-fga	pct	ft-fta	pct	off	def	tot	avg	pf	fo	ast	to	blk	stl	pts	avg
2011-12	27-0	275/10.2	25-43	.581	0-0	.000	11-19	.579	23	39	62	2.3	50	1	3	5	19	12	61	2.3
2012-13	26-12	407/15.7	53-108	.491	0-0	.000	15-25	.600	28	53	81	3.1	41	1	9	22	28	11	121	4.7
2013-14	37-3	386/10.4	45-93	.484	0-0	.000	21-36	.583	34	48	82	2.2	47	0	11	25	19	6	111	3.0
2014-15	33-27	789/23.9	113-221	.511	0-1	.000	26-50	.520	73	124	197	6.0	67	0	23	37	36	27	252	7.6
TOTAL	123-42	1857/15.1	236-465	.508	0-1	.000	73-130	.562	158	264	422	3.4	205	2	46	89	102	56	545	4.4

Malcolm Brogdon

Season	gp-gs	min/avg	Total		3-Point		F-Throws		Rebounds				Scoring							
			fg-fga	pct	fg-fga	pct	ft-fta	pct	off	def	tot	avg	pf	fo	ast	to	blk	stl	pts	avg
2011-12	28-1	626/22.4	63-159	.396	22-68	.324	40-50	.800	14	64	78	2.8	38	0	38	44	3	14	188	6.7
2013-14	37-37	1163/31.4	150-363	.413	44-119	.370	126-144	.875	33	168	201	5.4	71	0	101	53	5	44	470	12.7
2014-15	34-34	1105/32.5	158-374	.422	44-128	.344	116-132	.879	16	118	134	3.9	65	1	81	58	14	24	476	14.0
TOTAL	99-72	2894/29.2	371-896	.414	110-315	.349	282-326	.865	63	350	413	4.2	174	1	220	155	22	82	1134	11.5

Maleek Frazier

Season	gp-gs	min/avg	Total		3-Point		F-Throws		Rebounds				Scoring							
			fg-fga	pct	fg-fga	pct	ft-fta	pct	off	def	tot	avg	pf	fo	ast	to	blk	stl	pts	avg
2013-14	12-0	23/1.9	0-4	.000	0-1	.000	0-0	.000	0	2	2	0.2	4	0	2	4	1	1	0	0.0
2014-15	10-0	17/1.7	1-2	.500	0-0	.000	0-1	.000	0	4	4	0.4	0	0	0	2	0	0	2	0.2
TOTAL	22-0	40/1.8	1-6	.167	0-1	.000	0-1	.000	0	6	6	0.3	4	0	2	6	1	1	2	0.1

Anthony Gill

Season	gp-gs	min/avg	Total		3-Point		F-Throws		Rebounds				Scoring							
			fg-fga	pct	fg-fga	pct	ft-fta	pct	off	def	tot	avg	pf	fo	ast	to	blk	stl	pts	avg
2013-14	37-6	733/19.8	111-189	.587	0-0	.000	96-153	.627	49	99	148	4.0	77	0	16	41	20	11	318	8.6
2014-15	34-30	859/25.3	142-244	.582	0-1	.000	111-164	.677	102	118	220	6.5	74	1	29	39	16	29	395	11.6
TOTAL	71-36	1592/22.4	253-433	.584	0-1	.000	207-317	.653	151	217	368	5.2	151	1	45	80	36	40	713	10.0

Devon Hall

Season	gp-gs	min/avg	Total		3-Point		F-Throws		Rebounds				Scoring							
			fg-fga	pct	fg-fga	pct	ft-fta	pct	off	def	tot	avg	pf	fo	ast	to	blk	stl	pts	avg
2014-15	23-1	244/10.6	16-40	.400	5-15	.333	5-11	.455	2	15	17	0.7	18	0	18	12	1	9	42	1.8
TOTAL	23-1	244/10.6	16-40	.400	5-15	.333	5-11	.455	2	15	17	0.7	18	0	18	12	1	9	42	1.8

Jeff Jones

Season	gp-gs	min/avg	Total		3-Point		F-Throws		Rebounds				Scoring							
			fg-fga	pct	fg-fga	pct	ft-fta	pct	off	def	tot	avg	pf	fo	ast	to	blk	stl	pts	avg
2013-14	10-0	21/2.1	1-3	.333	0-1	.000	1-3	.333	0	5	5	0.5	0	0	0	1	1	1	3	0.3
2014-15	8-0	13/1.6	2-4	.500	0-0	.000	0-0	.000	3	1	4	0.5	3	0	0	0	0	1	4	0.5
TOTAL	18-0	34/1.9	3-7	.429	0-1	.000	1-3	.333	3	6	9	0.5	3	0	0	1	1	2	7	0.4

Individual Career History

Caid Kirven

Season	gp-gs	min/avg	Total		3-Point		F-Throws		Rebounds				Scoring							
			fg-fga	pct	fg-fga	pct	ft-fta	pct	off	def	tot	avg	pf	fo	ast	to	blk	stl	pts	avg
2012-13	6-0	13/2.2	0-2	.000	0-0	.000	0-0	.000	0	3	3	0.5	1	0	0	3	0	0	0	0
2013-14	13-0	27/2.1	2-4	.500	0-0	.000	0-0	.000	1	1	2	0.2	1	0	0	1	0	0	4	0.3
2014-15	10-0	18/1.8	1-2	.500	0-0	.000	0-0	.000	2	2	4	0.4	1	0	0	1	0	0	2	0.2
TOTAL	29-0	58/2.0	3-8	.375	0-0	.000	0-0	.000	3	6	9	0.3	3	0	0	5	0	0	6	0.2

Evan Nolte

Season	gp-gs	min/avg	Total		3-Point		F-Throws		Rebounds				Scoring							
			fg-fga	pct	fg-fga	pct	ft-fta	pct	off	def	tot	avg	pf	fo	ast	to	blk	stl	pts	avg
2012-13	35-8	694/19.8	65-157	.414	42-108	.389	26-33	.788	21	63	84	2.4	78	2	36	21	16	27	198	5.7
2013-14	32-0	297/9.3	26-66	.394	17-51	.333	19-26	.731	7	20	27	0.8	27	0	8	10	3	7	88	2.8
2014-15	33-11	590/17.9	35-99	.354	21-76	.276	10-16	.625	8	43	51	1.5	46	0	23	15	5	19	101	3.1
TOTAL	100-19	1581/15.8	126-322	.391	80-235	.340	55-75	.733	36	126	162	1.6	151	2	67	46	24	53	387	3.9

London Perrantes

Season	gp-gs	min/avg	Total		3-Point		F-Throws		Rebounds				Scoring							
			fg-fga	pct	fg-fga	pct	ft-fta	pct	off	def	tot	avg	pf	fo	ast	to	blk	stl	pts	avg
2013-14	37-33	1105/29.9	61-159	.384	38-87	.437	43-50	.860	8	73	81	2.2	62	0	140	40	4	33	203	5.5
2014-15	32-32	1065/33.3	67-189	.354	30-95	.316	42-54	.778	7	77	84	2.6	42	0	148	49	7	25	206	6.4
TOTAL	69-65	2170/31.4	128-348	.368	68-182	.374	85-104	.817	15	150	165	2.4	104	0	288	89	11	58	409	5.9

Marial Shayok

Season	gp-gs	min/avg	Total		3-Point		F-Throws		Rebounds				Scoring							
			fg-fga	pct	fg-fga	pct	ft-fta	pct	off	def	tot	avg	pf	fo	ast	to	blk	stl	pts	avg
2014-15	34-1	496/14.6	47-116	.405	19-50	.380	17-27	.630	8	53	61	1.8	44	0	35	21	10	19	130	3.8
TOTAL	34-1	496/14.6	47-116	.405	19-50	.380	17-27	.630	8	53	61	1.8	44	0	35	21	10	19	130	3.8

B.J. Stith

Season	gp-gs	min/avg	Total		3-Point		F-Throws		Rebounds				Scoring							
			fg-fga	pct	fg-fga	pct	ft-fta	pct	off	def	tot	avg	pf	fo	ast	to	blk	stl	pts	avg
2014-15	13-0	63/4.8	5-13	.385	1-6	.167	2-3	.667	0	8	8	0.6	2	0	4	3	0	2	13	1.0
TOTAL	13-0	63/4.8	5-13	.385	1-6	.167	2-3	.667	0	8	8	0.6	2	0	4	3	0	2	13	1.0

Mike Tobey

Season	gp-gs	min/avg	Total		3-Point		F-Throws		Rebounds				Scoring							
			fg-fga	pct	fg-fga	pct	ft-fta	pct	off	def	tot	avg	pf	fo	ast	to	blk	stl	pts	avg
2012-13	30-2	416/13.9	87-164	.530	3-5	.600	27-34	.794	34	52	86	2.9	40	0	13	21	18	3	204	6.8
2013-14	37-28	668/18.1	99-206	.481	1-3	.333	38-56	.679	70	69	139	3.8	73	0	11	34	39	9	237	6.4
2014-15	34-11	582/17.1	93-181	.514	0-1	.000	47-63	.746	66	106	172	5.1	66	1	12	26	22	9	233	6.9
TOTAL	101-41	1666/16.5	279-551	.506	4-9	.444	112-153	.732	170	227	397	3.9	179	1	36	81	79	21	674	6.7

Rob Vozenilek

Season	gp-gs	min/avg	Total		3-Point		F-Throws		Rebounds				Scoring							
			fg-fga	pct	fg-fga	pct	ft-fta	pct	off	def	tot	avg	pf	fo	ast	to	blk	stl	pts	avg
2011-12	7-0	17/2.4	0-5	.000	0-0	.000	1-2	.500	0	0	0	0.0	1	0	0	0	0	1	1	0.1
2013-14	12-0	30/2.5	3-6	.500	1-2	.500	0-1	.000	1	5	6	0.5	2	0	4	3	1	0	7	0.6
2014-15	11-0	21/1.9	2-4	.500	1-3	.333	0-0	.000	0	0	0	0.0	0	0	1	1	0	0	5	0.5
TOTAL	30-0	68/2.3	5-15	.333	2-5	.400	1-3	.333	1	5	6	0.2	3	0	5	4	1	1	13	0.4

Isaiah Wilkins

Season	gp-gs	min/avg	Total		3-Point		F-Throws		Rebounds				Scoring							
			fg-fga	pct	fg-fga	pct	ft-fta	pct	off	def	tot	avg	pf	fo	ast	to	blk	stl	pts	avg
2014-15	28-0	264/9.4	19-48	.396	2-3	.667	6-11	.545	19	50	69	2.5	26	0	11	15	18	5	46	1.6
TOTAL	28-0	264/9.4	19-48	.396	2-3	.667	6-11	.545	19	50	69	2.5	26	0	11	15	18	5	46	1.6