

Scoring Summary (Final)
2008 University of Virginia Football
#3 Southern California vs Virginia (Aug 30, 2008 at Charlottesville, Va.)



Southern California (1-0) vs. Virginia (0-1)

Date: Aug 30, 2008 • Site: Charlottesville, Va. • Stadium: Smith/Harrison/Scott

Attendance: 64947

Score by Quarters	1	2	3	4	Total
Southern California	21	3	14	14	52
Virginia	7	0	0	0	7

Qtr	Time	Scoring Play	V-H
1st	10:29	USC - Johnson, Stafon 2 yd run (Buehler, David kick), 8-56 3:05	7 - 0
	07:00	USC - McKnight, Joe 10 yd pass from Sanchez, Mark (Buehler, David kick), 5-47 2:04	14 - 0
	04:01	USC - Gable, C.J. 33 yd run (Buehler, David kick), 4-42 2:05	21 - 0
	02:14	UVA - Mikell Simpson 7 yd run (Y. Reyerling kick), 6-62 1:47	21 - 7
2nd	09:07	USC - Buehler, David 20 yd field goal, 15-85 8:07	24 - 7
3rd	12:07	USC - Turner, Patrick 20 yd pass from Sanchez, Mark (Buehler, David kick), 7-82 2:53	31 - 7
	03:28	USC - Johnson, Ronald 49 yd pass from Sanchez, Mark (Buehler, David kick), 5-80 0:59	38 - 7
4th	10:47	USC - Bradford, Allen 2 yd run (Buehler, David kick), 8-46 4:08	45 - 7
	02:33	USC - Tyler, Marc 10 yd pass from Mustain, Mitch (Buehler, David kick), 4-11 2:00	52 - 7

Kickoff time: 3:38 pm • End of Game: 6:55 pm • Total elapsed time: 3:27

Officials: Referee: Jack Childress; Umpire: Mark Pellis; Linesman: Tyrone Davis;

Line judge: Richard Misner; Back judge: Barry Herndon; Field judge: Chris Brown;

Side judge: Mike Safrit; Scorer: Steve Kirkland;

Temperature: 88 • Wind: 4 NE • Weather: humid, hazy

Largest crowd in Scott Stadium history (64,947)

Team Statistics (Final)
2008 University of Virginia Football
#3 Southern California vs Virginia (Aug 30, 2008 at Charlottesville, Va.)

	USC	UVA
FIRST DOWNS	27	14
Rushing	8	3
Passing	19	9
Penalty	0	2
NET YARDS RUSHING	208	32
Rushing Attempts	40	21
Average Per Rush	5.2	1.5
Rushing Touchdowns	3	1
Yards Gained Rushing	224	68
Yards Lost Rushing	16	36
NET YARDS PASSING	350	155
Completions-Attempts-Int	28-38-1	18-35-1
Average Per Attempt	9.2	4.4
Average Per Completion	12.5	8.6
Passing Touchdowns	4	0
TOTAL OFFENSE YARDS	558	187
Total offense plays	78	56
Average Gain Per Play	7.2	3.3
Fumbles: Number-Lost	2-1	4-3
Penalties: Number-Yards	7-70	4-21
PUNTS-YARDS	2-72	8-306
Average Yards Per Punt	36.0	38.2
Net Yards Per Punt	32.0	30.5
Inside 20	1	1
50+ Yards	0	0
Touchbacks	0	1
Fair catch	0	1
KICKOFFS-YARDS	9-609	2-134
Average Yards Per Kickoff	67.7	67.0
Net Yards Per Kickoff	49.2	54.5
Touchbacks	3	0
Punt returns: Number-Yards-TD	4-42-0	1-8-0
Average Per Return	10.5	8.0
Kickoff returns: Number-Yds-TD	2-25-0	6-106-0
Average Per Return	12.5	17.7
Interceptions: Number-Yds-TD	1-0-0	1-12-0
Fumble Returns: Number-Yds-TD	0-0-0	0-0-0
Miscellaneous Yards	0	0
Possession Time	36:31	23:29
1st Quarter	9:28	5:32
2nd Quarter	8:34	6:26
3rd Quarter	7:53	7:07
4th Quarter	10:36	4:24
Third-Down Conversions	5 of 12	2 of 12
Fourth-Down Conversions	3 of 4	0 of 0
Red-Zone Scores-Chances	6-7	1-1
Sacks By: Number-Yards	2-15	0-0
PAT Kicks	7-7	1-1
Field Goals	1-1	0-1

Individual Statistics (Final)
2008 University of Virginia Football
#3 Southern California vs Virginia (Aug 30, 2008 at Charlottesville, Va.)

Southern California

Rushing	No.	Gain	Loss	Net	TD	Lg	Avg
Gable, C.J.	9	73	0	73	1	33	8.1
McKnight, Joe	6	60	0	60	0	23	10.0
Bradford, Allen	9	41	0	41	1	15	4.6
Johnson, Stafon	9	31	3	28	1	8	3.1
Tyler, Marc	1	8	0	8	0	8	8.0
Sanchez, Mark	1	6	0	6	0	6	6.0
Havili, Stanley	1	5	0	5	0	5	5.0
Green, B.	1	0	0	0	0	0	0.0
Team	3	0	13	-13	0	0	-4.3
Totals	40	224	16	208	3	33	5.2

Passing	C-A-I	Yds	TD	Long	Sack
Sanchez, Mark	26-35-1	338	3	49	0
Corp, Aaron	1-2-0	2	0	2	0
Mustain, Mitch	1-1-0	10	1	10	0
Totals	28-38-1	350	4	49	0

Receiving	No.	Yards	TD	Long
Williams, D.	7	91	0	28
Hazelton, Vidal	5	33	0	9
McKnight, Joe	4	24	1	10
Johnson, Ronald	3	78	1	49
Turner, Patrick	2	62	1	42
McCoy, Anthony	2	21	0	11
Bradford, Allen	2	15	0	11
Havili, Stanley	1	14	0	14
Tyler, Marc	1	10	1	10
Ayles, Blake	1	2	0	2
Totals	28	350	4	49

Punting	No.	Yds	Avg	Long	In20	TB
Woidneck, Greg	2	72	36.0	37	1	0
Totals	2	72	36.0	37	1	0

Returns	Punt			Kickoff			Intercept		
	No	Yds	Lg	No	Yds	Lg	No	Yds	Lg
McKnight, Joe	3	28	17	0	0	0	0	0	0
Carswell, B.	1	14	14	0	0	0	0	0	0
Johnson, Ronald	0	0	0	2	25	18	0	0	0
Thomas, Kevin	0	0	0	0	0	0	1	0	0
Totals	4	42	17	2	25	18	1	0	0

Field goals	Qtr	Time	Dist	Result
Buehler, David	2nd	09:07	20 yards	Good

Kickoffs	No.	Yards	Avg	TB	OB
Buehler, David	9	609	67.7	3	0

All-purpose	Run	Rcv	KR	PR	IR	Total
McKnight, Joe	60	24	0	28	0	112
Johnson, Ronald	0	78	25	0	0	103
Williams, D.	0	91	0	0	0	91
Gable, C.J.	73	0	0	0	0	73

Virginia

Rushing	No.	Gain	Loss	Net	TD	Lg	Avg
Cedric Peerman	8	36	4	32	0	20	4.0
Mikell Simpson	6	21	3	18	1	9	3.0
Raynard Horne	3	11	4	7	0	8	2.3
TEAM	1	0	3	-3	0	0	-3.0
Peter Lalich	3	0	22	-22	0	0	-7.3
Totals	21	68	36	32	1	20	1.5

Passing	C-A-I	Yds	TD	Long	Sack
Peter Lalich	18-35-1	155	0	21	2
Totals	18-35-1	155	0	21	2

Receiving	No.	Yards	TD	Long
John Phillips	5	33	0	12
Kevin Ogletree	4	21	0	9
Jared Green	3	40	0	16
Cary Koch	3	40	0	21
Cedric Peerman	2	7	0	5
M. Covington	1	14	0	14
Totals	18	155	0	21

Punting	No.	Yds	Avg	Long	In20	TB
Jimmy Howell	8	306	38.2	49	1	1
Totals	8	306	38.2	49	1	1

Returns	Punt			Kickoff			Intercept		
	No	Yds	Lg	No	Yds	Lg	No	Yds	Lg
Vic Hall	1	8	8	0	0	0	0	0	0
Kevin Ogletree	0	0	0	4	66	25	0	0	0
Cedric Peerman	0	0	0	1	17	17	0	0	0
C. Minnifield	0	0	0	1	23	23	0	0	0
Antonio Appleby	0	0	0	0	0	0	1	12	12
Totals	1	8	8	6	106	25	1	12	12

Field goals	Qtr	Time	Dist	Result
Y. Reyerer	2nd	04:35	46 yards	Missed

Kickoffs	No.	Yards	Avg	TB	OB
Y. Reyerer	2	134	67.0	0	0

All-purpose	Run	Rcv	KR	PR	IR	Total
Kevin Ogletree	0	21	66	0	0	87
Cedric Peerman	32	7	17	0	0	56
Cary Koch	0	40	0	0	0	40
Jared Green	0	40	0	0	0	40

FUMBLES: Southern California-McKnight, Joe 1-1; Team 1-0. Virginia-Peter Lalich 2-2; TEAM 1-0; John Phillips 1-1.

Defensive Statistics (Final)
2008 University of Virginia Football
#3 Southern California vs Virginia (Aug 30, 2008 at Charlottesville, Va.)

##	Southern California	Solo	Ast	Total	Sacks-Yds	TFL-Yds	FF	FR-Yds	Int-Yds	BrUp	Blks	QBH
47	Matthews, Clay	6	1	7	1.0-10	1.0-10	1	2-0	-	-	-	-
43	Maiava, Kaluka	5	1	6	-	1.0-3	-	-	-	-	-	-
0B	Mays, Taylor	4	2	6	-	1.5-3	-	-	-	1	-	-
24	Wright, S.	3	2	5	-	-	-	-	-	-	-	-
7	Harris, Cary	2	1	3	-	1.0-1	-	-	-	1	-	-
0F	Smith, Malcolm	2	1	3	-	-	-	-	-	-	-	-
97	Jackson, Malik	2	0	2	1.0-5	1.0-5	1	-	-	-	-	-
36	Pinkard, Josh	2	0	2	-	-	-	-	-	-	-	-
58	Mauluga, Rey	2	0	2	-	-	-	-	-	-	-	-
93	Griffen, E.	2	0	2	-	-	-	-	-	-	-	-
4	Ellison, Kevin	0	2	2	-	-	-	-	-	2	-	-
10	Cushing, Brian	0	2	2	-	0.5-2	-	-	-	1	-	-
15	Thomas, Kevin	1	0	1	-	-	-	-	1-0	-	-	-
94	Armstead, A.	1	0	1	-	-	-	-	-	-	-	-
1	Turner, Patrick	1	0	1	-	-	-	-	-	-	-	-
57	Garratt, Nick	1	0	1	-	-	-	-	-	-	-	-
35	Kaveinga, Uona	1	0	1	-	1.0-4	-	-	-	-	-	-
21	Bradford, Allen	0	1	1	-	-	-	-	-	-	-	-
45	Goodman, Adam	0	1	1	-	-	-	-	-	-	-	-
14	Green, Garrett	0	1	1	-	-	-	-	-	-	-	-
27	Jones, Marshall	0	1	1	-	-	-	-	-	-	-	-
81	Washington, G.	0	0	0	-	-	-	1-0	-	-	-	-
Totals		35	16	51	2.0-15	7.0-28	2	3-0	1-0	5	0	0

##	Virginia	Solo	Ast	Total	Sacks-Yds	TFL-Yds	FF	FR-Yds	Int-Yds	BrUp	Blks	QBH
54	Jon Copper	5	6	11	-	-	-	-	-	1	-	-
22	Byron Glaspy	5	3	8	-	-	-	-	-	2	-	-
58	Antonio Appleby	4	4	8	-	-	-	-	1-12	-	-	1
4	Vic Hall	4	3	7	-	-	-	-	-	-	-	-
98	Nate Collins	4	1	5	-	-	-	-	-	-	-	-
41	Aaron Clark	2	3	5	-	1.0-3	-	-	-	-	-	-
51	Clint Sintim	2	3	5	-	-	-	-	-	-	-	1
13	C. Minnifield	4	0	4	-	-	-	-	-	-	-	-
93	Alex Field	3	0	3	-	-	-	-	-	-	-	-
27	Hall Simmons	1	2	3	-	-	-	-	-	-	-	-
17	Brandon Woods	1	2	3	-	-	-	-	-	-	-	-
44	Raynard Horne	1	1	2	-	-	-	-	-	-	-	-
43	Mike Parker	1	1	2	-	-	-	-	-	-	-	-
45	Denzel Burrell	1	1	2	-	-	-	-	-	1	-	-
34	Matt Leemhuis	1	1	2	-	-	-	-	-	-	-	-
55	Jared Detrick	1	0	1	-	-	-	-	-	-	-	-
40	Corey Mosley	1	0	1	-	-	-	-	-	-	-	-
94	Matt Conrath	1	0	1	-	-	-	-	-	1	-	1
1	Trey Womack	0	1	1	-	-	-	-	-	-	-	-
66	Danny Aiken	0	0	0	-	-	-	1-0	-	-	-	-
Totals		42	32	74	0.0-0	1.0-3	0	1-0	1-12	5	0	3

Drive Chart (By Quarter) (Final)
2008 University of Virginia Football
#3 Southern California vs Virginia (Aug 30, 2008 at Charlottesville, Va.)

Team	Qtr	Drive Started			Drive Ended			Consumed	
		Spot	Time	Obtained	Spot	Time	How lost	PI - Yds	TOP
UVA	1st	V25	15:00	Kickoff	V30	13:34	Punt	3 - 5	1:26
USC		S44	13:34	Punt	V00	10:29	*TOUCHDOWN	8 - 56	3:05
UVA		V20	10:29	Kickoff	V10	09:04	Punt	3 - (10)	1:25
USC		V47	09:04	Punt	V00	07:00	*TOUCHDOWN	5 - 47	2:04
UVA		V20	07:00	Kickoff	V10	06:06	Punt	3 - (10)	0:54
USC		V42	06:06	Punt	V00	04:01	*TOUCHDOWN	4 - 42	2:05
UVA		V38	04:01	Kickoff	S00	02:14	*TOUCHDOWN	6 - 62	1:47
USC		S13	02:14	Kickoff	V02	09:07	*FIELD GOAL	15 - 85	8:07
UVA	2nd	V17	09:07	Kickoff	V33	06:28	Punt	5 - 16	2:39
USC		S33	00:00	Punt	S38	06:28	Fumble	0 - 5	0:00
UVA		S38	06:28	Fumble	S29	04:35	Missed FG	6 - 9	1:53
USC		S29	04:35	Missed FG	S48	02:26	Punt	5 - 19	2:09
UVA		V17	02:26	Punt	S43	00:32	Punt	6 - 40	1:54
USC		S12	00:32	Punt	S09	00:00	End of half	1 - (3)	0:32
USC	3rd	S18	15:00	Kickoff	V00	12:07	*TOUCHDOWN	7 - 82	2:53
UVA		V07	12:07	Kickoff	V43	09:32	Punt	5 - 36	2:35
USC		S21	09:32	Punt	S42	07:36	Punt	4 - 21	1:56
UVA		V29	07:36	Punt	S49	04:27	Punt	7 - 22	3:09
USC		S20	04:27	Punt	V00	03:28	*TOUCHDOWN	5 - 80	0:59
UVA		V25	03:28	Kickoff	V25	03:15	Interception	1 - 0	0:13
USC		S43	03:15	Interception	V43	01:10	Interception	4 - 14	2:05
UVA		V47	01:10	Interception	V46	14:55	Fumble	3 - (1)	1:15
USC	4th	V46	14:55	Fumble	V00	10:47	*TOUCHDOWN	8 - 46	4:08
UVA		V20	10:47	Kickoff	V47	08:55	Fumble	5 - 27	1:52
USC		V47	08:55	Fumble	V16	04:39	Downs	8 - 31	4:16
UVA		V16	04:39	Downs	V11	04:33	Fumble	1 - (5)	0:06
USC		V11	04:33	Fumble	V00	02:33	*TOUCHDOWN	4 - 11	2:00
UVA		V23	02:33	Kickoff	V30	00:12	Punt	3 - 7	2:21
USC		S46	00:12	Punt	S43	00:00	End of half	1 - (3)	0:12

Play-by-Play Summary (1st quarter)

#3 Southern California vs Virginia (Aug 30, 2008 at Charlottesville, Va.)

USC wins toss, defers. UVa will receive and defend the south goal

- Buehler, David kickoff 55 yards to the UVA15, Kevin Ogletree return 10 yards to the UVA25 (Maiava, Kaluka).
- 1-10 UVA 25 Peter Lalich pass complete to Cary Koch for 7 yards to the UVA32 (Harris, Cary;Ellison, Kevin).
- 2-3 UVA 32 Peter Lalich pass complete to Kevin Ogletree for loss of 2 yards to the UVA30 (Mays, Taylor).
- 3-5 UVA 30 Peter Lalich pass incomplete to John Phillips (Ellison, Kevin).
- 4-5 UVA 30 Jimmy Howell punt 43 yards to the USC27, McKnight, Joe return 17 yards to the USC44 (Raynard Horne).

3 plays, 5 yards, 1:26

SOUTHERN CALIFORNIA drive start at 13:34.

- 1-10 USC 44 Sanchez, Mark pass complete to McKnight, Joe for 8 yards to the UVA48 (Vic Hall;Aaron Clark). P1
- 2-2 UVA 48 Sanchez, Mark pass complete to Hazelton, Vidal for 9 yards to the UVA39, 1ST DOWN USC (C. Minnifield). P2
- 1-10 UVA 39 Sanchez, Mark pass complete to Williams, D. for 19 yards to the UVA20, 1ST DOWN USC, out-of-bounds. P2

Play reviewed and upheld

- 1-10 UVA 20 Sanchez, Mark pass incomplete to Hazelton, Vidal (Jon Copper). R3
- 2-10 UVA 20 Gable, C.J. rush for 13 yards to the UVA7, 1ST DOWN USC (Brandon Woods). R3
- 1-G UVA 07 Sanchez, Mark pass incomplete to Havili, Stanley, dropped pass.
- 2-G UVA 07 Gable, C.J. rush for 5 yards to the UVA2 (Antonio Appleby;Brandon Woods).
- 3-G UVA 02 Johnson, Stafon rush for 2 yards to the UVA0, TOUCHDOWN, clock 10:29.
- 1-G UVA 03 Buehler, David kick attempt good.

Southern California 7, Virginia 0

8 plays, 56 yards, 3:05

Buehler, David kickoff 70 yards to the UVA0, touchback.

VIRGINIA drive start at 10:29.

- 1-10 UVA 20 Peter Lalich pass incomplete to John Phillips (Ellison, Kevin).
- 2-10 UVA 20 Cedric Peerman rush for no gain to the UVA20 (Maiava, Kaluka).
- 3-10 UVA 20 PENALTY UVA false start 5 yards to the UVA15.
- 3-15 UVA 15 PENALTY UVA false start (Eugene Monroe) 5 yards to the UVA10.
- 3-20 UVA 10 Peter Lalich pass incomplete to Cedric Peerman.
- 4-20 UVA 10 Jimmy Howell punt 37 yards to the UVA47, fair catch by McKnight, Joe.

3 plays, minus 10 yards, 1:25

SOUTHERN CALIFORNIA drive start at 09:04.

- 1-10 UVA 47 Sanchez, Mark pass complete to McCoy, Anthony for 10 yards to the UVA37, 1ST DOWN USC (Antonio Appleby). P4
- 1-10 UVA 37 McKnight, Joe rush for 13 yards to the UVA24, 1ST DOWN USC, out-of-bounds (Antonio Appleby). R5
- 1-10 UVA 24 Sanchez, Mark pass complete to McCoy, Anthony for 11 yards to the UVA13, 1ST DOWN USC (Jon Copper;Antonio Appleby). P6
- 1-10 UVA 13 Timeout Southern California, clock 07:45.
- 1-10 UVA 13 Johnson, Stafon rush for 3 yards to the UVA10 (Clint Sintim;Antonio Appleby).
- 2-7 UVA 10 Sanchez, Mark pass complete to McKnight, Joe for 10 yards to the UVA0, 1ST DOWN USC, TOUCHDOWN, clock 07:00. P7
- 1-G UVA 03 Buehler, David kick attempt good.

Southern California 14, Virginia 0

5 plays, 47 yards, 2:04

Buehler, David kickoff 70 yards to the UVA0, touchback.

VIRGINIA drive start at 07:00.

- 1-10 UVA 20 Peter Lalich pass incomplete to Mikell Simpson, dropped pass.
- 2-10 UVA 20 Peter Lalich pass incomplete to Kevin Ogletree (Harris, Cary).
- 3-10 UVA 20 Peter Lalich sacked for loss of 10 yards to the UVA10 (Matthews, Clay).
- 4-20 UVA 10 Jimmy Howell punt 32 yards to the UVA42, out-of-bounds.

3 plays, minus 10 yards, 0:54

SOUTHERN CALIFORNIA drive start at 06:06.

- 1-10 UVA 42 PENALTY USC illegal formation 5 yards to the UVA47.
- 1-15 UVA 47 McKnight, Joe rush for 3 yards to the UVA44 (Alex Field).
- 2-12 UVA 44 Sanchez, Mark pass complete to McKnight, Joe for 4 yards to the UVA40 (Vic Hall).
- 3-8 UVA 40 Johnson, Stafon rush for 7 yards to the UVA33 (Nate Collins).
- 4-1 UVA 33 Gable, C.J. rush for 33 yards to the UVA0, 1ST DOWN USC, TOUCHDOWN, clock 04:01. R8

Unsportsmanlike conduct on USC assessed on kickoff

- 1-G UVA 03 Buehler, David kick attempt good.

Southern California 21, Virginia 0

- 1-G USC 30 PENALTY USC unsportsmanlike conduct 15 yards to the USC15.

4 plays, 42 yards, 2:05

Buehler, David kickoff 64 yards to the UVA21, Kevin Ogletree return 17 yards to the UVA38

Play-by-Play Summary (1st quarter)

#3 Southern California vs Virginia (Aug 30, 2008 at Charlottesville, Va.)

(Matthews, Clay).

VIRGINIA drive start at 04:01.

1-10	UVA 38	Peter Lalich pass incomplete to Kevin Ogletree.	
2-10	UVA 38	Mikell Simpson rush for 4 yards to the UVA42 (Mays, Taylor;Ellison, Kevin).	
3-6	UVA 42	Peter Lalich pass complete to M. Covington for 14 yards to the USC44, 1ST DOWN UVA (Pinkard, Josh).	P1
1-10	USC 44	PENALTY USC roughing passer (Matthews, Clay) 15 yards to the USC29, 1ST DOWN UVA.	X2
1-10	USC 29	PENALTY USC pass interference (Maiava, Kaluka) 10 yards to the USC19, 1ST DOWN UVA.	X3
1-10	USC 19	Peter Lalich pass complete to John Phillips for 12 yards to the USC7, 1ST DOWN UVA (Maiava, Kaluka).	P4
1-G	USC 07	Peter Lalich pass incomplete to John Phillips.	
2-G	USC 07	Mikell Simpson rush for 7 yards to the USC0, TOUCHDOWN, clock 02:14.	
1-G	USC 03	Y. Reyerling kick attempt good.	

Southern California 21, Virginia 7

6 plays, 62 yards, 1:47

Y. Reyerling kickoff 64 yards to the USC6, Johnson, Ronald return 7 yards to the USC13 (Hall Simmons;Raynard Horne).

SOUTHERN CALIFORNIA drive start at 02:14.

1-10	USC 13	McKnight, Joe rush for 4 yards to the USC17 (Byron Glaspy;Jon Copper).	
2-6	USC 17	Sanchez, Mark pass complete to Williams, D. for 11 yards to the USC28, 1ST DOWN USC (Antonio Appleby;Byron Glaspy).	P9
1-10	USC 28	Sanchez, Mark pass complete to Bradford, Allen for 11 yards to the USC39, 1ST DOWN USC (Denzel Burrell;Jon Copper).	P10
1-10	USC 39	McKnight, Joe rush for 6 yards to the USC45 (Brandon Woods;Vic Hall).	
2-4	USC 45	Clock 00:00.	

END OF 1st QUARTER: Southern California 21, Virginia 7

Quarter Summary	Score	Time Poss	1st Downs				Conversions		Rushing	Passing	Penalties
			R	P	X	T	3rd	4th			
Southern California	21	09:28	3	7	0	10	1-2	1-1	10-89	9-11-0-93	4-45
Virginia	7	05:32	0	2	2	4	1-4	0-0	4-1	4-11-0-31	2-10

Quickie Statistics (1st quarter)
#3 Southern California vs Virginia (Aug 30, 2008 at Charlottesville, Va.)

	USC	UVA
Score	21	7
FIRST DOWNS	10	4
RUSHES-YARDS (NET)	10-89	4-1
PASSING YDS (NET)	93	31
Passes Att-Comp-Int	11-9-0	11-4-0
TOTAL OFFENSE PLAYS-YARDS	21-182	15-32
Fumble Returns-Yards	0-0	0-0
Punt Returns-Yards	1-17	0-0
Kickoff Returns-Yards	1-7	2-27
Interception Returns-Yards	0-0	0-0
Punts (Number-Avg)	0-0.0	3-37.3
Fumbles-Lost	0-0	0-0
Penalties-Yards	4-45	2-10
Possession Time	09:28	05:32
Third-Down Conversions	1 of 2	1 of 4
Fourth-Down Conversions	1 of 1	0 of 0

Southern California

Rushing	No.	Gain	Loss	Net	TD	Lg	Avg
Gable, C.J.	3	51	0	51	1	33	17.0
McKnight, Joe	4	26	0	26	0	13	6.5
Johnson, Stafon	3	12	0	12	1	7	4.0

Passing	C-A-I	Yds	TD	Long	Sack
Sanchez, Mark	9-11-0	93	1	19	0

Receiving	No.	Yards	TD	Long
McKnight, Joe	3	22	1	10
Williams, D.	2	30	0	19
McCoy, Anthony	2	21	0	11
Bradford, Allen	1	11	0	11

Punting	No.	Yds	Avg	Long	In20	TB

Punt Returns	No.	Yards	TD	Long
McKnight, Joe	1	17	0	17

Kick Returns	No.	Yards	TD	Long
Johnson, Ronald	1	7	0	7

Tackles	UA-A	Total	Sacks	TFL
Maiava, Kaluka	3-0	3	0.0	0.0
Matthews, Clay	2-0	2	1.0	1.0
Mays, Taylor	1-1	2	0.0	1.0
Ellison, Kevin	0-2	2	0.0	0.0

Virginia

Rushing	No.	Gain	Loss	Net	TD	Lg	Avg
Mikell Simpson	2	11	0	11	1	7	5.5
Cedric Peerman	1	0	0	0	0	0	0.0
Peter Lalich	1	0	10	-10	0	0	-10.0

Passing	C-A-I	Yds	TD	Long	Sack
Peter Lalich	4-11-0	31	0	14	1

Receiving	No.	Yards	TD	Long
M. Covington	1	14	0	14
John Phillips	1	12	0	12
Cary Koch	1	7	0	7
Kevin Ogletree	1	-2	0	0

Punting	No.	Yds	Avg	Long	In20	TB
Jimmy Howell	3	112	37.3	43	0	0

Punt Returns	No.	Yards	TD	Long

Kick Returns	No.	Yards	TD	Long
Kevin Ogletree	2	27	0	17

Tackles	UA-A	Total	Sacks	TFL
Antonio Appleby	2-4	6	0.0	0.0
Brandon Woods	1-2	3	0.0	0.0
Vic Hall	1-2	3	0.0	0.0
Jon Copper	0-3	3	0.0	0.0

Qtr	Time	Scoring Play	V-H
1st	10:29	USC - Johnson, Stafon 2 yd run (Buehler, David kick), 8-56 3:05	7 - 0
	07:00	USC - McKnight, Joe 10 yd pass from Sanchez, Mark (Buehler, David kick), 5-47 2:04	14 - 0
	04:01	USC - Gable, C.J. 33 yd run (Buehler, David kick), 4-42 2:05	21 - 0
	02:14	UVA - Mikell Simpson 7 yd run (Y. Reyerer kick), 6-62 1:47	21 - 7

Play-by-Play Summary (2nd quarter)
#3 Southern California vs Virginia (Aug 30, 2008 at Charlottesville, Va.)

2-4	USC 45	Start of 2nd quarter, clock 15:00.	
2-4	USC 45	Bradford, Allen rush for 5 yards to the 50 yardline, 1ST DOWN USC (Alex Field).	R11
1-10	USC 50	Sanchez, Mark pass complete to Hazelton, Vidal for 6 yards to the UVA44 (Byron Glaspy).	
2-4	UVA 44	Gable, C.J. rush for 1 yard to the UVA43 (Antonio Appleby).	
3-3	UVA 43	Sanchez, Mark pass complete to Havili, Stanley for 14 yards to the UVA29, 1ST DOWN USC (Vic Hall).	P12
1-10	UVA 29	Sanchez, Mark rush for 6 yards to the UVA23, out-of-bounds (Matt Conrath).	
2-4	UVA 23	Sanchez, Mark pass complete to Bradford, Allen for 4 yards to the UVA19, 1ST DOWN USC (Byron Glaspy).	P13
1-10	UVA 19	McKnight, Joe rush for 11 yards to the UVA8, 1ST DOWN USC (Byron Glaspy).	R14
1-G	UVA 08	Sanchez, Mark pass complete to Williams, D. for 2 yards to the UVA6 (Aaron Clark).	
2-G	UVA 06	Johnson, Stafon rush for loss of 3 yards to the UVA9 (Aaron Clark).	
3-G	UVA 09	Sanchez, Mark pass complete to Hazelton, Vidal for 7 yards to the UVA2 (Jon Copper;Vic Hall).	
4-G	UVA 02	Buehler, David field goal attempt from 20 GOOD, clock 09:07.	

Southern California 24, Virginia 7

15 plays, 85 yards, 8:07

Buehler, David kickoff 70 yards to the UVA0, Cedric Peerman return 17 yards to the UVA17 (Garratt, Nick).

VIRGINIA drive start at 09:07.

1-10	UVA 17	Peter Lalich pass complete to John Phillips for 3 yards to the UVA20, out-of-bounds (Griffen, E.).	
2-7	UVA 20	Peter Lalich pass complete to Kevin Ogletree for 8 yards to the UVA28, 1ST DOWN UVA (Matthews, Clay).	P5
1-10	UVA 28	Peter Lalich pass complete to Kevin Ogletree for 9 yards to the UVA37, out-of-bounds.	
2-1	UVA 37	Mikell Simpson rush for no gain to the UVA37 (Wright, S.).	
3-1	UVA 37	PENALTY UVA 12 men on the field 4 yards to the UVA33.	
3-5	UVA 33	Peter Lalich pass incomplete to Cary Koch.	
4-5	UVA 33	Jimmy Howell punt 34 yards to the USC33, McKnight, Joe return 0 yards to the USC33, fumble by McKnight, Joe recovered by UVA Danny Aiken at USC38.	

5 plays, 16 yards, 2:39

VIRGINIA drive start at 06:28.

1-10	USC 38	Peter Lalich pass complete to Cedric Peerman for 2 yards to the USC36 (Griffen, E.).	
2-8	USC 36	Peter Lalich pass complete to John Phillips for 8 yards to the USC28, 1ST DOWN UVA (Harris, Cary).	P6
1-10	USC 28	Peter Lalich pass incomplete to Rashawn Jackson.	
2-10	USC 28	Cedric Peerman rush for loss of 1 yard to the USC29 (Harris, Cary).	
3-11	USC 29	Peter Lalich pass incomplete to Cary Koch.	
4-11	USC 29	Y. Reyerer field goal attempt from 46 MISSED - wide right, spot at USC29, clock 04:35.	

6 plays, 9 yards, 1:53

SOUTHERN CALIFORNIA drive start at 04:35.

1-10	USC 29	Johnson, Stafon rush for 7 yards to the USC36 (Aaron Clark;Clint Sintim).	
2-3	USC 36	Sanchez, Mark pass complete to Hazelton, Vidal for 7 yards to the USC43, 1ST DOWN USC (C. Minnifield).	P15
1-10	USC 43	Sanchez, Mark pass incomplete.	
2-10	USC 43	Gable, C.J. rush for 3 yards to the USC46 (Jon Copper).	
3-7	USC 46	Sanchez, Mark pass complete to McKnight, Joe for 2 yards to the USC48, out-of-bounds (Antonio Appleby).	
4-5	USC 48	Woidneck, Greg punt 35 yards to the UVA17, out-of-bounds.	

5 plays, 19 yards, 2:09

VIRGINIA drive start at 02:26.

1-10	UVA 17	Mikell Simpson rush for 1 yard to the UVA18 (Mauluga, Rey).	
2-9	UVA 18	Peter Lalich pass complete to Cary Koch for 12 yards to the UVA30, 1ST DOWN UVA (Pinkard, Josh).	P7
1-10	UVA 30	Peter Lalich pass complete to Cary Koch for 21 yards to the USC49, 1ST DOWN UVA (Thomas, Kevin).	P8
1-10	USC 49	Peter Lalich pass incomplete to Kevin Ogletree.	
2-10	USC 49	Peter Lalich pass complete to Kevin Ogletree for 6 yards to the USC43 (Mays, Taylor).	
3-4	USC 43	Timeout Virginia, clock 00:49.	
3-4	USC 43	Peter Lalich pass incomplete to Dontrelle Inman.	
4-4	USC 43	Jimmy Howell punt 31 yards to the USC12, downed.	

6 plays, 40 yards, 1:54

SOUTHERN CALIFORNIA drive start at 00:32.

1-10	USC 12	Team rush for loss of 3 yards to the USC9.	
		End of half, clock 00:00.	

1 play, minus 3 yards, 0:32

END OF 2nd QUARTER: Southern California 24, Virginia 7

Play-by-Play Summary (2nd quarter)
#3 Southern California vs Virginia (Aug 30, 2008 at Charlottesville, Va.)

Quarter Summary	Score	Time Poss	1st Downs				Conversions		Rushing	Passing	Penalties
			R	P	X	T	3rd	4th			
Southern California	3	08:34	2	3	0	5	1-3	0-0	8-27	7-8-0-42	0-0
Virginia	0	06:26	0	4	0	4	0-3	0-0	3-0	8-13-0-69	1-4

Quickie Statistics (Halftime)
#3 Southern California vs Virginia (Aug 30, 2008 at Charlottesville, Va.)

	USC	UVA
Score	24	7
FIRST DOWNS	15	8
RUSHES-YARDS (NET)	18-116	7-1
PASSING YDS (NET)	135	100
Passes Att-Comp-Int	19-16-0	24-12-0
TOTAL OFFENSE PLAYS-YARDS	37-251	31-101
Fumble Returns-Yards	0-0	0-0
Punt Returns-Yards	2-22	0-0
Kickoff Returns-Yards	1-7	3-44
Interception Returns-Yards	0-0	0-0
Punts (Number-Avg)	1-35.0	5-35.4
Fumbles-Lost	1-1	0-0
Penalties-Yards	4-45	3-14
Possession Time	18:02	11:58
Third-Down Conversions	2 of 5	1 of 7
Fourth-Down Conversions	1 of 1	0 of 0

Southern California

Rushing	No.	Gain	Loss	Net	TD	Lg	Avg
Gable, C.J.	5	55	0	55	1	33	11.0
McKnight, Joe	5	37	0	37	0	13	7.4
Johnson, Stafon	5	19	3	16	1	7	3.2
Sanchez, Mark	1	6	0	6	0	6	6.0

Passing	C-A-I	Yds	TD	Long	Sack
Sanchez, Mark	16-19-0	135	1	19	0

Receiving	No.	Yards	TD	Long
Hazelton, Vidal	4	29	0	9
McKnight, Joe	4	24	1	10
Williams, D.	3	32	0	19
McCoy, Anthony	2	21	0	11

Punting	No.	Yds	Avg	Long	In20	TB
Woidneck, Greg	1	35	35.0	35	1	0

Punt Returns	No.	Yards	TD	Long
McKnight, Joe	2	22	0	17

Kick Returns	No.	Yards	TD	Long
Johnson, Ronald	1	7	0	7

Tackles	UA-A	Total	Sacks	TFL
Matthews, Clay	3-0	3	1.0	1.0
Maiava, Kaluka	3-0	3	0.0	0.0
Harris, Cary	2-1	3	0.0	1.0
Mays, Taylor	2-1	3	0.0	1.0

Virginia

Rushing	No.	Gain	Loss	Net	TD	Lg	Avg
Mikell Simpson	4	12	0	12	1	7	3.0
Cedric Peerman	2	0	1	-1	0	0	-0.5
Peter Lalich	1	0	10	-10	0	0	-10.0

Passing	C-A-I	Yds	TD	Long	Sack
Peter Lalich	12-24-0	100	0	21	1

Receiving	No.	Yards	TD	Long
Kevin Ogletree	4	21	0	9
Cary Koch	3	40	0	21
John Phillips	3	23	0	12
M. Covington	1	14	0	14

Punting	No.	Yds	Avg	Long	In20	TB
Jimmy Howell	5	177	35.4	43	1	0

Punt Returns	No.	Yards	TD	Long

Kick Returns	No.	Yards	TD	Long
Kevin Ogletree	2	27	0	17
Cedric Peerman	1	17	0	17

Tackles	UA-A	Total	Sacks	TFL
Antonio Appleby	4-4	8	0.0	0.0
Byron Glaspy	3-2	5	0.0	0.0
Vic Hall	2-3	5	0.0	0.0
Jon Copper	1-4	5	0.0	0.0

Qtr	Time	Scoring Play	V-H
1st	10:29	USC - Johnson, Stafon 2 yd run (Buehler, David kick), 8-56 3:05	7 - 0
	07:00	USC - McKnight, Joe 10 yd pass from Sanchez, Mark (Buehler, David kick), 5-47 2:04	14 - 0
	04:01	USC - Gable, C.J. 33 yd run (Buehler, David kick), 4-42 2:05	21 - 0
	02:14	UVA - Mikell Simpson 7 yd run (Y. Reyerling kick), 6-62 1:47	21 - 7
2nd	09:07	USC - Buehler, David 20 yd field goal, 15-85 8:07	24 - 7

Play-by-Play Summary (3rd quarter)

#3 Southern California vs Virginia (Aug 30, 2008 at Charlottesville, Va.)

Start of 3rd quarter, clock 15:00, UVA ball on UVA30.

Y. Reyerer kickoff 70 yards to the USC0, Johnson, Ronald return 18 yards to the USC18 (Jared Detrick).

SOUTHERN CALIFORNIA drive start at 15:00.

1-10	USC 18	Gable, C.J. rush for 4 yards to the USC22 (Nate Collins;Jon Copper).	
2-6	USC 22	Sanchez, Mark pass complete to Johnson, Ronald for 12 yards to the USC34, 1ST DOWN USC (C. Minnifield).	P16
1-10	USC 34	Sanchez, Mark pass incomplete (Byron Glaspy).	
2-10	USC 34	Sanchez, Mark pass complete to Hazelton, Vidal for 4 yards to the USC38 (Aaron Clark;Clint Sintim).	
3-6	USC 38	Sanchez, Mark pass complete to Turner, Patrick for 42 yards to the UVA20, 1ST DOWN USC (Vic Hall).	P17
1-10	UVA 20	Sanchez, Mark pass incomplete to Turner, Patrick.	
2-10	UVA 20	Sanchez, Mark pass complete to Turner, Patrick for 20 yards to the UVA0, 1ST DOWN USC, TOUCHDOWN, clock 12:07.	P18
1-G	UVA 03	Buehler, David kick attempt good.	

Southern California 31, Virginia 7

7 plays, 82 yards, 2:53

Buehler, David kickoff 70 yards to the UVA0, Kevin Ogletree return 14 yards to the UVA14 (Jones, Marshall;Bradford, Allen), PENALTY UVA illegal block 7 yards to the UVA7, 1st and 10, UVA ball on UVA7.

VIRGINIA drive start at 12:07.

1-10	UVA 07	Peter Lalich pass complete to Jared Green for 16 yards to the UVA23, 1ST DOWN UVA (Mays, Taylor).	P9
1-10	UVA 23	Cedric Peerman rush for 20 yards to the UVA43, 1ST DOWN UVA (Maiava, Kaluka;Wright, S.).	R10
1-10	UVA 43	TEAM rush for loss of 3 yards to the UVA40, fumble by TEAM recovered by UVA Peter Lalich at UVA40.	
2-13	UVA 40	Cedric Peerman rush for 3 yards to the UVA43 (Maiava, Kaluka).	
3-10	UVA 43	Peter Lalich pass incomplete to Kevin Ogletree.	
4-10	UVA 43	Jimmy Howell punt 42 yards to the USC15, McKnight, Joe return 6 yards to the USC21 (Hall Simmons;Trey Womack).	

5 plays, 36 yards, 2:35

SOUTHERN CALIFORNIA drive start at 09:32.

1-10	USC 21	Sanchez, Mark pass complete to Williams, D. for 14 yards to the USC35, 1ST DOWN USC, out-of-bounds.	P19
1-10	USC 35	Sanchez, Mark pass complete to Williams, D. for 3 yards to the USC38 (C. Minnifield).	
2-7	USC 38	Johnson, Stafon rush for 4 yards to the USC42 (Byron Glaspy).	
3-3	USC 42	Sanchez, Mark pass incomplete to Ausberry, David.	
4-3	USC 42	Woidneck, Greg punt 37 yards to the UVA21, Vic Hall return 8 yards to the UVA29 (Wright, S.).	

4 plays, 21 yards, 1:56

VIRGINIA drive start at 07:36.

1-10	UVA 29	Cedric Peerman rush for 2 yards to the UVA31 (Matthews, Clay;Cushing, Brian).	
2-8	UVA 31	Mikell Simpson rush for 9 yards to the UVA40, 1ST DOWN UVA (Matthews, Clay).	R11
1-10	UVA 40	Cedric Peerman rush for 9 yards to the UVA49 (Wright, S.).	
2-1	UVA 49	Peter Lalich pass complete to Cedric Peerman for 5 yards to the USC46, 1ST DOWN UVA (Jackson, Malik).	P12
1-10	USC 46	Cedric Peerman rush for loss of 3 yards to the USC49 (Cushing, Brian;Mays, Taylor).	
2-13	USC 49	Peter Lalich pass incomplete to John Phillips (Mays, Taylor).	
3-13	USC 49	Peter Lalich pass incomplete to John Phillips (Cushing, Brian).	
4-13	USC 49	Jimmy Howell punt 49 yards to the USC0, touchback.	

7 plays, 22 yards, 3:09

SOUTHERN CALIFORNIA drive start at 04:27.

1-10	USC 20	Sanchez, Mark pass complete to Johnson, Ronald for 17 yards to the USC37, 1ST DOWN USC, out-of-bounds.	P20
<i>play reviewed and upheld</i>			
1-10	USC 37	Sanchez, Mark pass incomplete (Matt Conrath).	
2-10	USC 37	Sanchez, Mark pass incomplete (Denzel Burrell).	
3-10	USC 37	Sanchez, Mark pass complete to Williams, D. for 14 yards to the UVA49, 1ST DOWN USC, out-of-bounds.	P21
1-10	UVA 49	Sanchez, Mark pass complete to Johnson, Ronald for 49 yards to the UVA0, 1ST DOWN USC, TOUCHDOWN, clock 03:28.	P22
1-G	UVA 03	Buehler, David kick attempt good.	

Southern California 38, Virginia 7

5 plays, 80 yards, 0:59

Buehler, David kickoff 70 yards to the UVA0, Kevin Ogletree return 25 yards to the UVA25 (Matthews, Clay).

VIRGINIA drive start at 03:28.

1-10	UVA 25	Peter Lalich pass intercepted by Thomas, Kevin at the USC43, Thomas, Kevin return 0 yards	
------	--------	---	--

Play-by-Play Summary (3rd quarter)
#3 Southern California vs Virginia (Aug 30, 2008 at Charlottesville, Va.)

to the USC43.

1 play, 0 yards, 0:13

SOUTHERN CALIFORNIA drive start at 03:15.

R23

- 1-10 USC 43 McKnight, Joe rush for 23 yards to the UVA34, 1ST DOWN USC, out-of-bounds.
- 1-10 UVA 34 PENALTY USC delay of game 5 yards to the UVA39.
- 1-15 UVA 39 Havili, Stanley rush for 5 yards to the UVA34 (Byron Glaspy;Jon Copper).
- 2-10 UVA 34 Bradford, Allen rush for 1 yard to the UVA33 (Vic Hall), PENALTY USC holding 10 yards to the UVA43.
- 2-19 UVA 43 2nd and 19.
- 2-19 UVA 43 Sanchez, Mark pass intercepted by Antonio Appleby at the UVA35, Antonio Appleby return 12 yards to the UVA47 (Turner, Patrick).

4 plays, 14 yards, 2:05

VIRGINIA drive start at 01:10.

- 1-10 UVA 47 Peter Lalich pass complete to Jared Green for 9 yards to the USC44 (Mauluga, Rey).
- 2-1 USC 44 Mikell Simpson rush for loss of 3 yards to the USC47 (Maiava, Kaluka).
- 3-4 USC 47 Clock 00:00.

END OF 3rd QUARTER: Southern California 38, Virginia 7

Quarter Summary	Score	Time Poss	1st Downs				Conversions		Rushing	Passing	Penalties
			R	P	X	T	3rd	4th			
Southern California	14	07:53	1	7	0	8	2-3	0-0	5-37	9-15-1-175	2-15
Virginia	0	07:07	2	2	0	4	0-2	0-0	8-34	3-7-1-30	1-7

Quickie Statistics (3rd quarter)
#3 Southern California vs Virginia (Aug 30, 2008 at Charlottesville, Va.)

	USC	UVA
Score	38	7
FIRST DOWNS	23	12
RUSHES-YARDS (NET)	23-153	15-35
PASSING YDS (NET)	310	130
Passes Att-Comp-Int	34-25-1	31-15-1
TOTAL OFFENSE PLAYS-YARDS	57-463	46-165
Fumble Returns-Yards	0-0	0-0
Punt Returns-Yards	3-28	1-8
Kickoff Returns-Yards	2-25	5-83
Interception Returns-Yards	1-0	1-12
Punts (Number-Avg)	2-36.0	7-38.3
Fumbles-Lost	1-1	1-0
Penalties-Yards	6-60	4-21
Possession Time	25:55	19:05
Third-Down Conversions	4 of 8	1 of 9
Fourth-Down Conversions	1 of 1	0 of 0

Southern California

Rushing	No.	Gain	Loss	Net	TD	Lg	Avg
McKnight, Joe	6	60	0	60	0	23	10.0
Gable, C.J.	6	59	0	59	1	33	9.8
Johnson, Stafon	6	23	3	20	1	7	3.3
Sanchez, Mark	1	6	0	6	0	6	6.0

Passing	C-A-I	Yds	TD	Long	Sack
Sanchez, Mark	25-34-1	310	3	49	0

Receiving	No.	Yards	TD	Long
Williams, D.	6	63	0	19
Hazelton, Vidal	5	33	0	9
McKnight, Joe	4	24	1	10
Johnson, Ronald	3	78	1	49

Punting	No.	Yds	Avg	Long	In20	TB
Woidneck, Greg	2	72	36.0	37	1	0

Punt Returns	No.	Yards	TD	Long
McKnight, Joe	3	28	0	17

Kick Returns	No.	Yards	TD	Long
Johnson, Ronald	2	25	0	18

Tackles	UA-A	Total	Sacks	TFL
Matthews, Clay	5-1	6	1.0	1.0
Maiava, Kaluka	5-1	6	0.0	1.0
Mays, Taylor	3-2	5	0.0	2.0
Wright, S.	3-1	4	0.0	0.0

Virginia

Rushing	No.	Gain	Loss	Net	TD	Lg	Avg
Cedric Peerman	7	34	4	30	0	20	4.3
Mikell Simpson	6	21	3	18	1	9	3.0
TEAM	1	0	3	-3	0	0	-3.0
Peter Lalich	1	0	10	-10	0	0	-10.0

Passing	C-A-I	Yds	TD	Long	Sack
Peter Lalich	15-31-1	130	0	21	1

Receiving	No.	Yards	TD	Long
Kevin Ogletree	4	21	0	9
Cary Koch	3	40	0	21
John Phillips	3	23	0	12
Jared Green	2	25	0	16

Punting	No.	Yds	Avg	Long	In20	TB
Jimmy Howell	7	268	38.3	49	1	1

Punt Returns	No.	Yards	TD	Long
Vic Hall	1	8	0	8

Kick Returns	No.	Yards	TD	Long
Kevin Ogletree	4	66	0	25
Cedric Peerman	1	17	0	17

Tackles	UA-A	Total	Sacks	TFL
Antonio Appleby	4-4	8	0.0	0.0
Vic Hall	4-3	7	0.0	0.0
Byron Glaspy	4-3	7	0.0	0.0
Jon Copper	1-6	7	0.0	0.0

Qtr	Time	Scoring Play	V-H
1st	10:29	USC - Johnson, Stafon 2 yd run (Buehler, David kick), 8-56 3:05	7 - 0
	07:00	USC - McKnight, Joe 10 yd pass from Sanchez, Mark (Buehler, David kick), 5-47 2:04	14 - 0
	04:01	USC - Gable, C.J. 33 yd run (Buehler, David kick), 4-42 2:05	21 - 0
	02:14	UVA - Mikell Simpson 7 yd run (Y. Reyerling kick), 6-62 1:47	21 - 7
2nd	09:07	USC - Buehler, David 20 yd field goal, 15-85 8:07	24 - 7
3rd	12:07	USC - Turner, Patrick 20 yd pass from Sanchez, Mark (Buehler, David kick), 7-82 2:53	31 - 7
	03:28	USC - Johnson, Ronald 49 yd pass from Sanchez, Mark (Buehler, David kick), 5-80 0:59	38 - 7

Play-by-Play Summary (4th quarter)

#3 Southern California vs Virginia (Aug 30, 2008 at Charlottesville, Va.)

3-4 USC 47 Start of 4th quarter, clock 15:00.
 3-4 USC 47 Peter Lalich rush for loss of 7 yards to the UVA46, fumble by Peter Lalich recovered by USC Matthews, Clay at UVA46.

3 plays, minus 1 yard, 1:15

SOUTHERN CALIFORNIA drive start at 14:55.

1-10	UVA 46	Johnson, Stafon rush for 8 yards to the UVA38 (Clint Sintim).	
2-2	UVA 38	Gable, C.J. rush for 7 yards to the UVA31, 1ST DOWN USC (Jon Copper).	R24
1-10	UVA 31	Johnson, Stafon rush for no gain to the UVA31 (Nate Collins).	
2-10	UVA 31	Bradford, Allen rush for 2 yards to the UVA29 (Nate Collins), PENALTY USC holding 10 yards to the UVA39.	
2-18	UVA 39	2nd and 18.	
2-18	UVA 39	Bradford, Allen rush for 8 yards to the UVA31 (Jon Copper).	
3-10	UVA 31	Sanchez, Mark pass complete to Williams, D. for 28 yards to the UVA3, 1ST DOWN USC (Mike Parker).	P25
1-G	UVA 03	Bradford, Allen rush for 1 yard to the UVA2 (Corey Mosley).	
2-G	UVA 02	Bradford, Allen rush for 2 yards to the UVA0, TOUCHDOWN, clock 10:47.	
1-G	UVA 03	Buehler, David kick attempt good.	

Southern California 45, Virginia 7

8 plays, 46 yards, 4:08

Buehler, David kickoff 70 yards to the UVA0, touchback.

VIRGINIA drive start at 10:47.

1-10	UVA 20	Peter Lalich pass complete to John Phillips for 9 yards to the UVA29 (Smith, Malcolm;Wright, S.).	
2-1	UVA 29	Peter Lalich pass incomplete to M. Covington.	
3-1	UVA 29	Cedric Peerman rush for 2 yards to the UVA31, 1ST DOWN UVA (Smith, Malcolm).	R13
1-10	UVA 31	Peter Lalich pass complete to Jared Green for 15 yards to the UVA46, 1ST DOWN UVA (Mays, Taylor).	P14
1-10	UVA 46	Peter Lalich pass complete to John Phillips for 1 yard to the UVA47, fumble forced by Matthews, Clay, fumble by John Phillips recovered by USC Matthews, Clay at UVA47.	

5 plays, 27 yards, 1:52

SOUTHERN CALIFORNIA drive start at 08:55.

Corp at quarterback for USC

1-10	UVA 47	Bradford, Allen rush for 2 yards to the UVA45 (Jon Copper).	
2-8	UVA 45	Gable, C.J. rush for 3 yards to the UVA42 (Nate Collins).	
3-5	UVA 42	Gable, C.J. rush for 4 yards to the UVA38 (Clint Sintim).	
4-1	UVA 38	Bradford, Allen rush for 15 yards to the UVA23, 1ST DOWN USC, out-of-bounds (Matt Leemhuis).	R26
1-10	UVA 23	Bradford, Allen rush for 5 yards to the UVA18 (Mike Parker;Matt Leemhuis).	
2-5	UVA 18	Johnson, Stafon rush for no gain to the UVA18 (Alex Field).	
3-5	UVA 18	Corp, Aaron pass complete to Ayles, Blake for 2 yards to the UVA16 (Denzel Burrell).	
4-3	UVA 16	Corp, Aaron pass incomplete to Ayles, Blake (Byron Glaspy).	

8 plays, 31 yards, 4:16

VIRGINIA drive start at 04:39.

1-10	UVA 16	Peter Lalich sacked for loss of 5 yards to the UVA11 (Jackson, Malik), fumble by Peter Lalich recovered by USC Washington, G. at UVA11.	
------	--------	---	--

1 play, minus 5 yards, 0:06

SOUTHERN CALIFORNIA drive start at 04:33.

1-10	UVA 11	Timeout Southern California, clock 04:33.	
------	--------	---	--

Mustain at quarterback for USC

1-10	UVA 11	Tyler, Marc rush for 8 yards to the UVA3 (Byron Glaspy).	
2-2	UVA 03	Green, B. rush for no gain to the UVA3 (Jon Copper).	
3-2	UVA 03	Team rush for loss of 7 yards to the UVA10, fumble by Team recovered by USC Tyler, Marc at UVA10.	
4-9	UVA 10	Timeout Virginia, clock 02:40.	
4-9	UVA 10	Mustain, Mitch pass complete to Tyler, Marc for 10 yards to the UVA0, 1ST DOWN USC, TOUCHDOWN, clock 02:33.	P27
1-G	UVA 03	Buehler, David kick attempt good.	

Southern California 52, Virginia 7

4 plays, 11 yards, 2:00

Buehler, David kickoff 70 yards to the UVA0, C. Minnifield return 23 yards to the UVA23 (Green, Garrett;Goodman, Adam).

VIRGINIA drive start at 02:33.

Verica in at quarterback for Virginia

1-10	UVA 23	Raynard Horne rush for loss of 4 yards to the UVA19 (Kaveinga, Uona).	
2-14	UVA 19	Raynard Horne rush for 8 yards to the UVA27 (Smith, Malcolm).	
3-6	UVA 27	Raynard Horne rush for 3 yards to the UVA30 (Armstead, A.).	
4-3	UVA 30	Jimmy Howell punt 38 yards to the USC32, Carswell, B. return 14 yards to the USC46 (Hall Simmons).	

3 plays, 7 yards, 2:21

Play-by-Play Summary (4th quarter)
#3 Southern California vs Virginia (Aug 30, 2008 at Charlottesville, Va.)

SOUTHERN CALIFORNIA drive start at 00:12.

1-10 USC 46 Team rush for loss of 3 yards to the USC43.
 End of game, clock 00:00.

1 play, minus 3 yards, 0:12

FINAL SCORE: Southern California 52, Virginia 7

Quarter Summary	Score	Time Poss	1st Downs				Conversions		Rushing	Passing	Penalties
			R	P	X	T	3rd	4th			
Southern California	14	10:36	2	2	0	4	1-4	2-3	17-55	3-4-0-40	1-10
Virginia	0	04:24	1	1	0	2	1-3	0-0	6-(-3)	3-4-0-25	0-0

Participation Report (Final)
2008 University of Virginia Football
#3 Southern California vs Virginia (Aug 30, 2008 at Charlottesville, Va.)

Southern California

Pos	##	OFFENSE
SE	1	Turner, Patrick
LT	71	Brown, Charles
LG	53	Byers, Jeff
C	61	O'Dowd, K.
RG	74	Heberer, Zack
RT	68	Lewis, Butch
TE	86	McCoy, Anthony
QB	6	Sanchez, Mark
TB	0D	McKnight, Joe
TB	2	Gable, C.J.
FL	0G	Hazelton, Vidal

Pos	##	DEFENSE
DE	84	Moore, Kyle
NT	99	Spicer, Averell
DT	75	Moala, Fili
DE	93	Griffen, E.
SLB	10	Cushing, Brian
MLB	58	Maualuga, Rey
WLB	43	Maiava, Kaluka
CB	7	Harris, Cary
FS	0B	Mays, Taylor
CB	24	Wright, S.
SS	4	Ellison, Kevin

Virginia

Pos	##	OFFENSE
WR	20	Kevin Ogletree
WR	26	Cary Koch
LT	75	Eugene Monroe
LG	76	Zak Stair
C	64	Jack Shields
RG	65	B.J. Cabbell
RT	61	Will Barker
TE	85	John Phillips
QB	7	Peter Lalich
TB	37	Cedric Peerman
WR	81	Dontrelle Inman

Pos	##	DEFENSE
DE	93	Alex Field
NT	98	Nate Collins
DE	94	Matt Conrath
OLB	51	Clint Sintim
ILB	54	Jon Copper
ILB	58	Antonio Appleby
OLB	41	Aaron Clark
CB	4	Vic Hall
S	22	Byron Glaspy
CB	13	C. Minnifield
S	17	Brandon Woods

Southern California: 0F-Smith, Malcolm, 1J-Shoemate, D.J., 1E-Corp, Aaron, 1H-Buehler, David, 2E-Harper, Daniel, 2F-Tyler, Marc, 4G-Stephens, Scott, 4D-Woidneck, Greg, 8-Johnson, Ronald, 9-Ausberry, David, 13-Johnson, Stafon, 14-Green, Garrett, 15-Thomas, Kevin, 16-Mustain, Mitch, 17-Patterson, T., 18-Williams, D., 19-McAllister, D., 21-Bradford, Allen, 23-Cameron, Jordan, 26-Harris, Will, 27-Jones, Marshall, 29-Green, B., 31-Havili, Stanley, 35-Kaveinga, Uona, 36-Pinkard, Josh, 37-Campbell, J., 40-Ellison, Rhett, 41-Hillier, Matt, 44-Tupou, C., 45-Goodman, Adam, 47-Matthews, Clay, 56-Parsons, Alex, 57-Garratt, Nick, 59-Deckas, Dan, 62-Pousson, Chris, 72-Coleman, Martin, 73-Gatena, Steve, 76-Howell, Nick, 77-Herring, Thomas, 80-Carswell, B., 81-Washington, G., 85-Stephenson, C., 88-Miller, Jimmy, 89-Ayles, Blake, 91-Casey, Jurrell, 94-Armstead, A., 97-Jackson, Malik.

Virginia: 1-Trey Womack, 5-Mikell Simpson, 6-Marc Verica, 8-Jimmy Howell, 10-Y. Reyering, 15-Scott Deke, 18-Kris Burd, 23-Dom Joseph, 27-Hall Simmons, 31-Rashawn Jackson, 32-Keith Payne, 34-Matt Leemhuis, 40-Corey Mosley, 43-Mike Parker, 44-Raynard Horne, 45-Denzel Burrell, 49-Darren Childs, 55-Jared Detrick, 59-J-K Dolce, 63-Austin Pasztor, 66-Danny Aiken, 68-Anthony Mihota, 74-P. Slebonick, 80-M. Covington, 83-Joe Torchia, 84-Jared Green, 87-Andrew Devlin, 92-Zane Parr, 95-Kevin Crawford, 96-Nick Jenkins.

Virginia vs. USC • Game Notes

August 30, 2008 • Scott Stadium • Charlottesville, VA

Today's attendance of 64,947 is the largest in Scott Stadium history, eclipsing the previous high of 63,701 set Nov. 13, 2004 vs. Miami.

The first quarter of today's game, that included 28 points, took 53 minutes to complete.

Former Cavalier greats Tiki and Ronde Barber were today's special guests who raised Virginia's "The Power of Orange" flag prior to kickoff of today's game. It marked the first time the two Barber brothers have been together at Scott Stadium since their senior season in 1996.

Yannick Reyerer became the first UVa soccer player since Jeff Gaffney in 1986 to score as a member of the Cavalier football team when he booted the PAT following UVa's first touchdown. Reyerer was the Cavaliers' soccer team's leading scorer from 2005-2007 (he only had three years of soccer eligibility). Today marked the first time Reyerer ever played in a football game.

UVa wide receiver Cary Koch finished with three catches for 40 yards (all in the first half). His 21-yard catch was a career best as a Cavalier. He had a 38-yard catch as a freshman at Tulane in 2005. He shared the team lead with 40 yards with Jared Green.

P Jimmy Howell and OL Austin Pasztor were the lone true freshmen to play for Virginia. Pasztor appeared on the kick-scoring unit. Howell averaged 38.2 yards on eight punts.

Ten Cavaliers made the first start of their career this afternoon: RG B.J. Cabbell, NT Nate Collins, DE Matt Conrath, DE Alex Field, WR Dontrelle Inman, WR Cary Koch, QB Peter Lalich, CB Chase Minnifield, C Jack Shields and S Brandon Woods. For Conrath and Minnifield it was the first appearance of their career.

In addition to Conrath, Howell, Minnifield and Pasztor, 11 other Cavaliers made the first appearance of their careers: WR Kris Burd, TE Andrew Devlin, DL John-Kevin Dolce, WR Jared Green, NT Nick Jenkins, CB Dom Joseph, C Anthony Mihota, S Corey Mosley, DE Zane Parr, PK Yannick Reyerer and QB Marc Verica.

Peter Lalich threw for 155 yards in the first start of his career, the most by a UVa quarterback in his first start since David Rivers threw for 228 yards against Georgia Tech in 1999. The start by the fourth-yearman Rivers was the only start of his UVa career.

TE John Phillips caught a career-high five passes for 33 yards, while WR Kevin Ogletree pulled in four passes for 21 yards in his first game in two years; he missed last season due to a knee injury.

WR Jared Green caught a 16-yard pass from Peter Lalich on UVa's first play of the second half. It occurred on the first play of his career (he redshirted last season). Green finished with three passes and tied for the team lead with 40 yards.

LB Antonio Appleby had his first career pass interception in the third quarter (and returned it 12 yards).

LB Jon Copper had an active day with a game-high 11 tackles. He also broke up a pass.

S Byron Glaspy was second on the team with eight tackles. He also broke up a career-high two passes.

LB Aaron Clark made a career-high five tackles in his first start. He was among eight Cavaliers to set or equal career highs for tackles. CB Chase Minnifield made four stops in his first career appearance, while S

Brandon Woods (3), S Matt Leemhuis (2), DE Matt Conrath (1) and S Corey Mosley (1) also established career highs. NT Nate Collins (5) and DE Alex Field (3) tied their career highs for tackles. Special teams performer Hall Simmons led the special teams with the first three tackles of his career.

Today's fly over after the national anthem featured a pair of F-18 jets from the Navy's Red Ripper Squadron.

Between the first and second quarters today, former Cavalier great Jim Dombrowski was recognized. He will be inducted into the College Football Hall of Fame next summer. Dombrowski starred at UVa from 1982 to 1985 and was the Cavaliers' first Unanimous All-American (1985). He was a two-time winner of the Jacob's Blocking Trophy as the ACC's best blocker. Former Cavalier athletics director Gene Corrigan presented Dombrowski with his College Hall of Fame certificate.

At halftime former Cavalier Ronde Barber had his jersey retired. A defensive back at UVa, he had 15 interceptions during his three-year UVa career. He was an All-ACC selection each of his three years as a Cavalier. He is currently in his 12th season with the Tampa Bay Buccaneers, is a four-time Pro Bowler, and was a member of the Bucs' Super Bowl championship team in 2003 (XXXVII). His brother, Tiki, had his jersey retired last season along with Chris Long. Individuals recognized in this way will have their jersey retired, but their number will remain active.

USC's four rushing touchdowns are the most allowed by Virginia since East Carolina had four in 2006, a span of 20 games.

Southern California's 558 yards of total offense are the most against Virginia since Maryland had 570 yards of offense in 2005, 34 games ago. It is also the third-highest total given up by an Al Groh-coached Virginia squad since 2001.

USC quarterback Mark Sanchez passed for 338 yards today, a career high. His previous best was 277 yards vs. Oregon last year.

Today's win marks the fourth straight year USC has scored at least 38 points in its season opener. It is also the 11th season in a row the Trojans won their season opener.

Virginia vs. Southern California

Aug. 30, 2008

USC Players' Quotes

Southern California junior quarterback Mark Sanchez

On the upcoming year:

“I feel very comfortable with the offense this year. My injury really made me take a step back and think about what I wanted this season to be. We came into camp with so many expectations, and then my knee gives out; but thanks to the training staff and the medicine, I was able to get back in shape. We have a big opponent (Ohio State) to prepare for, and I need every second of these next two weeks to get things right.”

On Damian Williams:

“Damian Williams made a big difference out there on the field. I feel so comfortable throwing him the ball. We also had our burners on the outside like (Ronald Johnson) and (Travon Patterson) and help from our big guys Patrick (Turner) and David Ausberry. They had an awesome game today and were making some big time catches. I think you see that chemistry between the wideouts and me, and that’s also a testament of our friendship too. We really build that trust outside of the field, and when we are on the field nothing changes. We really trust each other.”

Southern California Linebacker Rey Maualuga

On Mark Sanchez:

“Mark was hurt. But just how strong he was and that mental and physical part of him that brought him back was unbelievable. He came out and did an unbelievable job, and nobody thought he was going to do so well, but he proved them wrong.”

Southern California linebacker/defensive end Clay Matthews

On the supporters:

“Virginia really had momentum from their fans at the beginning of the game. When it got to be the third and fourth quarter, you could really hear the USC fans, especially the band playing the fight song.”

Virginia vs. Southern California

Aug. 30, 2008

USC Coach's Quotes

Southern California head coach Pete Carroll

Opening Statement:

"The first thing obviously for us is we had a really nice day today; we got done exactly what we wanted to get done today. We practiced beautifully during the whole process, and it showed. That's why we worked so hard. If you practice like that, then you should play like that. That's a lesson for us."

On Ohio State:

"Hopefully we'll maximize our opportunity by working with the younger guys in a normal fashion. A cool thing is that so many guys got to play today. We need all of those guys here and ready to go to get back on schedule. It was a really good day for that message. We're going to practice on ourselves and then get started next week some time."

On Mark Sanchez:

"Mark [Sanchez] really has the eyes for getting the ball down the field. He saw those chances, and he missed one of those. You give him time and he'll find guys who'll take advantage of it. He has a way of taking advantage of the system that we have. Mark did a good job by readily attacking those guys. So, there were nothing but good things today."

On Offense:

"Let's not worry about how many running backs we have; let's use all five of them. We're happy to have all of those guys active in the offense. So, we were able to have a very good game. It's a really big deal to shout out to our offensive linemen."

On a Successful Win:

"It has been evident in the years that when we prepare like this, we can expect to perform at a really high level. In that case, for a long time, we were able to do that again. After all that time we spent, all the processes, if we play like we're supposed to, and all the guys come to practice, then we're able to do that. We try to play great."

Virginia vs. Southern California

Aug. 30, 2008

Virginia Player Quotes

Virginia senior tight end John Phillips

On USC's defense:

"It was a lot of what we expected. They were really fast; a good, solid defense. They played well today."

On preparation for today's game:

"I think we worked really hard to get ready for this game. They did pretty much everything we expected them to do. We just didn't really execute. It doesn't matter who you play—if you don't execute you can't win games."

On positives to take out of this game:

"There is a lot of positive stuff in every game you play. We'll go watch film on Monday morning and find that out."

Virginia junior wide receiver Kevin Ogletree

On USC scoring early:

"They came out right out of the gate—it was tough. They scored a lot of points early and never really allowed us a chance to get back into it."

Virginia junior cornerback Vic Hall

On UVa's lone score:

"It was definitely an opportunity [when Mikell Simpson scored]. We got some points on the board. We wanted to follow up with some more but that didn't happen."

On what to learn from the game:

"Come back, get better, and use it as a lesson to be prepared for next week."

Virginia vs. Southern California

Aug. 30, 2008

Coaches' Quotes

Virginia head coach Al Groh

Opening Statement:

"USC was a big, powerful, fast team with superior quarterback play today. We were anything but big and fast. Our quarterback turned the ball over too many times."

On USC:

"They are a very good team. We are very impressed with them and the team coach (Pete) Carroll has but the attitude on our team is that it's not ok to play like that."

On opening the season against USC:

"We knew what we were opening up with when we scheduled the game. We wanted to take a challenge against a team that is in a league of its own. We knew it was going to take a lot on our part to pull this off. To play as poorly as we played is not acceptable."

On poor field position throughout the game:

"Field position is the key thing in all football games and when you play a team that is in a league like USC is in, the only chance is to play with advantageous field position. We gave them far too many short fields for us to play against an offense that was obviously going to be very hard to stop."

On the USC defense:

"They are big, fast veteran players who know how to run their scheme. They were second in the country last year. They are a very talented defense."

On the USC defensive personnel:

"The holes closed awfully fast. Those two linebackers can really run and their safeties play like linebackers. They have all the ingredients to have a great defensive year."

On the Virginia offense:

"We have got to do better than that. It just wasn't very good play."

On how the loss will affect the team heading into next game:

"We'll see what it brings."

On Virginia's overall performance:

"It wouldn't be right for me or anybody to say that anybody played well today."

Virginia vs. Southern California

Aug. 30, 2008

Virginia Player Quotes

Virginia sophomore quarterback Peter Lalich

On the crowd:

“The fans brought a lot of energy. It was an amazing atmosphere to play in.”

On the speed of USC’s defense:

“Their speed was pretty unbelievable the whole game. It’s something they have all across the board, at every position, and they really were able to use it to their advantage.”

On the moving forward:

“We have to work mostly on execution. We will look at film, focus on some things, and execute better next week.”

Virginia senior linebacker Clint Sintim

On the atmosphere:

“It was an incredible atmosphere to play in. Unfortunately we didn’t perform better. Today they were better, and they deserved to win the way they did.”

On the team’s confidence:

“This team knows what we can do. Obviously, you never want the outcome to be like it was today, but we will try to use it as a learning experience, and move forward.”

On moving forward:

“We need to execute better. Anytime you get your butt kicked like we did today, it is humbling. We know what we have to do, and now we just have to execute.”

Virginia senior running back Cedric Peerman

On the atmosphere:

“The record crowd and the energy from the fans made it great to be out there.”

On the week ahead:

“The only way to bounce back from a game like this is to take it as a learning experience. We will have a lot of work to do in practice. We are going to do everything possible to have a good week.”

On Richmond:

“We have to put this game behind us and shift our focus to our next opponent. Richmond is a good team, and if we come out like we did today, the same thing will happen.”

Scoring Summary (Final)
2008 University of Virginia Football
Richmond vs Virginia (Sep 06, 2008 at Charlottesville, Va.)



Richmond (1-1) vs. Virginia (1-1)

Date: Sep 06, 2008 • Site: Charlottesville, Va. • Stadium: Smith/Harrison/Scott

Attendance: 51007

Score by Quarters	1	2	3	4	Total
Richmond	0	0	0	0	0
Virginia	3	0	0	13	16

Qtr	Time	Scoring Play	V-H
1st	06:27	UVA - Y. Reyerling 26 yd field goal, 15-80 6:52	0 - 3
4th	07:25	UVA - Mikell Simpson 1 yd run (Y. Reyerling kick), 12-54 5:24	0 - 10
	02:08	UVA - Vic Hall 60 yd interception return (Y. Reyerling kick failed)	0 - 16

Kickoff time: 3:49 pm • End of Game: 6:57 pm • Total elapsed time: 3:08

Officials: Referee: Scott McElwee; Umpire: Terrence Ramsey; Linesman: Mike Owens;

Line judge: Sterling Allen; Back judge: Richard Wilborn; Field judge: Jeff Heaser;

Side judge: Michael Triana;

Temperature: 76 • Wind: NW13 • Weather: mostly cloudy, humid

Team Statistics (Final)
2008 University of Virginia Football
Richmond vs Virginia (Sep 06, 2008 at Charlottesville, Va.)

	UR	UVA
FIRST DOWNS	17	18
Rushing	4	7
Passing	9	9
Penalty	4	2
NET YARDS RUSHING	19	91
Rushing Attempts	27	38
Average Per Rush	0.7	2.4
Rushing Touchdowns	0	1
Yards Gained Rushing	79	119
Yards Lost Rushing	60	28
NET YARDS PASSING	175	204
Completions-Attempts-Int	16-34-2	21-39-2
Average Per Attempt	5.1	5.2
Average Per Completion	10.9	9.7
Passing Touchdowns	0	0
TOTAL OFFENSE YARDS	194	295
Total offense plays	61	77
Average Gain Per Play	3.2	3.8
Fumbles: Number-Lost	2-1	1-0
Penalties: Number-Yards	7-50	9-112
PUNTS-YARDS	8-258	5-201
Average Yards Per Punt	32.2	40.2
Net Yards Per Punt	29.8	39.4
Inside 20	5	1
50+ Yards	0	0
Touchbacks	1	0
Fair catch	4	2
KICKOFFS-YARDS	1-70	4-277
Average Yards Per Kickoff	70.0	69.2
Net Yards Per Kickoff	40.0	47.0
Touchbacks	0	0
Punt returns: Number-Yards-TD	3-4-0	1-0-0
Average Per Return	1.3	0.0
Kickoff returns: Number-Yds-TD	4-89-0	1-30-0
Average Per Return	22.2	30.0
Interceptions: Number-Yds-TD	2-63-0	2-88-1
Fumble Returns: Number-Yds-TD	0-0-0	0-0-0
Miscellaneous Yards	0	13
Possession Time	28:20	31:40
1st Quarter	4:24	10:36
2nd Quarter	8:06	6:54
3rd Quarter	8:27	6:33
4th Quarter	7:23	7:37
Third-Down Conversions	1 of 12	7 of 18
Fourth-Down Conversions	0 of 0	1 of 4
Red-Zone Scores-Chances	0-3	2-4
Sacks By: Number-Yards	1-4	6-44
PAT Kicks	0-0	1-2
Field Goals	0-2	1-1

Individual Statistics (Final)
2008 University of Virginia Football
Richmond vs Virginia (Sep 06, 2008 at Charlottesville, Va.)

Richmond

Rushing	No.	Gain	Loss	Net	TD	Lg	Avg
Josh Vaughan	13	58	6	52	0	21	4.0
Justin Forte	3	6	3	3	0	4	1.0
Eric Ward	11	15	51	-36	0	10	-3.3
Totals	27	79	60	19	0	21	0.7

Passing	C-A-I	Yds	TD	Long	Sack
Eric Ward	16-33-2	175	0	28	6
Will Healy	0-1-0	0	0	0	0
Totals	16-34-2	175	0	28	6

Receiving	No.	Yards	TD	Long
Kevin Grayson	8	111	0	26
Tre Gray	3	27	0	16
Josh Vaughan	2	2	0	3
Justin Forte	1	28	0	28
Joe Monteverde	1	7	0	7
John Crone	1	0	0	0
Totals	16	175	0	28

Punting	No.	Yds	Avg	Long	In20	TB
Brian Radford	8	258	32.2	39	5	1
Totals	8	258	32.2	39	5	1

Returns	Punt			Kickoff			Intercept		
	No	Yds	Lg	No	Yds	Lg	No	Yds	Lg
Derek Hatcher	3	4	2	0	0	0	0	0	0
David Horton	0	0	0	0	0	0	1	0	0
Justin Rogers	0	0	0	4	89	26	0	0	0
Jordan Shoop	0	0	0	0	0	0	1	63	63
Totals	3	4	2	4	89	26	2	63	63

Field goals	Qtr	Time	Dist	Result
Andrew Howard	2nd	00:01	29 yards	Blocked
Andrew Howard	3rd	04:38	29 yards	Blocked

Kickoffs	No.	Yards	Avg	TB	OB
Brian Radford	1	70	70.0	0	0

All-purpose	Run	Rcv	KR	PR	IR	Total
Kevin Grayson	0	111	0	0	0	111
Justin Rogers	0	0	89	0	0	89
Jordan Shoop	0	0	0	0	63	63
Josh Vaughan	52	2	0	0	0	54

Virginia

Rushing	No.	Gain	Loss	Net	TD	Lg	Avg
Cedric Peerman	10	60	0	60	0	17	6.0
Mikell Simpson	23	56	20	36	1	9	1.6
Rashawn Jackson	1	3	0	3	0	3	3.0
TEAM	2	0	4	-4	0	0	-2.0
Peter Lalich	2	0	4	-4	0	0	-2.0
Totals	38	119	28	91	1	17	2.4

Passing	C-A-I	Yds	TD	Long	Sack
Peter Lalich	21-39-2	204	0	25	1
Totals	21-39-2	204	0	25	1

Receiving	No.	Yards	TD	Long
Kevin Ogletree	8	103	0	25
M. Covington	4	41	0	19
Cary Koch	3	22	0	11
John Phillips	2	23	0	15
Rashawn Jackson	2	10	0	7
Cedric Peerman	2	5	0	7
Totals	21	204	0	25

Punting	No.	Yds	Avg	Long	In20	TB
Jimmy Howell	5	201	40.2	48	1	0
Totals	5	201	40.2	48	1	0

Returns	Punt			Kickoff			Intercept		
	No	Yds	Lg	No	Yds	Lg	No	Yds	Lg
Vic Hall	1	0	0	0	0	0	1	60	60
Cedric Peerman	0	0	0	1	30	30	0	0	0
C. Minnifield	0	0	0	0	0	0	1	28	28
Totals	1	0	0	1	30	30	2	88	60

Field goals	Qtr	Time	Dist	Result
Y. Reyerer	1st	06:27	26 yards	Good

Kickoffs	No.	Yards	Avg	TB	OB
Y. Reyerer	4	277	69.2	0	0

All-purpose	Run	Rcv	KR	PR	IR	Total
Kevin Ogletree	0	103	0	0	0	103
Cedric Peerman	60	5	30	0	0	95
Vic Hall	0	0	0	0	60	60
M. Covington	0	41	0	0	0	41

FUMBLES: Richmond-Josh Vaughan 1-0; Eric Ward 1-1. Virginia-Peter Lalich 1-0.

Defensive Statistics (Final)
2008 University of Virginia Football
Richmond vs Virginia (Sep 06, 2008 at Charlottesville, Va.)

##	Richmond	Solo	Ast	Total	Sacks-Yds	TFL-Yds	FF	FR-Yds	Int-Yds	BrUp	Blks	QBH
6	C. McConaghy	7	2	9	-	1.0-2	-	-	-	-	-	-
21	Derek Hatcher	6	3	9	-	2.5-9	-	-	-	-	-	-
31	Eric McBride	2	4	6	-	0.5-1	-	-	-	-	-	-
5	Justin Rogers	4	1	5	-	1.5-2	-	-	-	2	-	-
45	Tyler Sullivan	4	0	4	-	-	-	-	-	-	-	-
18	Michael Ireland	4	0	4	-	2.0-7	-	-	-	1	-	-
24	Seth Williams	3	1	4	-	-	-	-	-	-	-	-
2	L. Sidbury, Jr.	2	2	4	1.0-4	1.0-4	1	-	-	-	-	-
39	Patrick Weldon	3	0	3	-	-	-	-	-	-	-	-
55	Martin Parker	3	0	3	-	-	-	-	-	-	-	-
98	Parker Miles	1	2	3	-	-	-	-	-	-	-	-
82	Joe Stewart	2	0	2	-	-	-	-	-	-	-	-
8	Sherman Logan	1	1	2	-	-	-	-	-	-	-	-
28	David Horton	1	1	2	-	0.5-1	-	-	1-0	-	-	-
44	Tyler Kirchoff	1	0	1	-	-	-	-	-	-	-	-
23	Tremayne Graham	1	0	1	-	-	-	-	-	-	-	-
15	Jordan Shoop	0	1	1	-	-	-	-	1-63	-	-	-
Totals		45	18	63	1.0-4	9.0-26	1	0-0	2-63	3	0	0

##	Virginia	Solo	Ast	Total	Sacks-Yds	TFL-Yds	FF	FR-Yds	Int-Yds	BrUp	Blks	QBH
43	Mike Parker	5	2	7	-	-	-	-	-	2	-	-
94	Matt Conrath	5	2	7	1.5-10	2.5-11	-	-	-	1	1	-
51	Clint Sintim	3	4	7	1.0-11	1.0-11	-	1-0	-	-	-	-
58	Antonio Appleby	5	1	6	-	1.0-1	-	-	-	-	-	-
22	Byron Glaspay	3	0	3	-	1.0-5	-	-	-	-	-	-
4	Vic Hall	2	0	2	-	-	-	-	1-60	-	-	-
54	Jon Copper	2	0	2	1.0-7	1.0-7	-	-	-	-	-	-
45	Denzel Burrell	2	0	2	-	-	-	-	-	1	-	-
27	Hall Simmons	1	1	2	-	-	-	-	-	-	-	-
44	Raynard Horne	1	1	2	-	-	-	-	-	-	-	-
59	J-K Dolce	1	1	2	1.5-12	1.5-12	1	-	-	-	-	-
96	Nick Jenkins	1	1	2	-	-	-	-	-	-	1	-
17	Brandon Woods	1	1	2	-	-	-	-	-	-	-	-
32	Keith Payne	1	0	1	-	-	-	-	-	-	-	-
98	Nate Collins	1	0	1	-	-	-	-	-	1	-	-
40	Corey Mosley	1	0	1	-	-	-	-	-	-	-	-
93	Alex Field	1	0	1	-	1.0-3	-	-	-	1	-	-
26	Cary Koch	1	0	1	-	-	-	-	-	-	-	-
92	Zane Parr	1	0	1	1.0-4	1.0-4	-	-	-	-	-	-
55	Jared Detrick	0	1	1	-	-	-	-	-	-	-	-
19	Ras-I Dowling	0	1	1	-	-	-	-	-	-	-	-
1	Trey Womack	0	1	1	-	-	-	-	-	-	-	-
66	Danny Aiken	0	1	1	-	-	-	-	-	-	-	-
13	C. Minnifield	0	0	0	-	-	-	-	1-28	-	-	-
Totals		38	18	56	6.0-44	10.0-54	1	1-0	2-88	6	2	0

Drive Chart (By Team) (Final)
2008 University of Virginia Football
Richmond vs Virginia (Sep 06, 2008 at Charlottesville, Va.)

Team	Qtr	Drive Started			Drive Ended			Consumed	
		Spot	Time	Obtained	Spot	Time	How lost	PI - Yds	TOP
UR	1st	R23	15:00	Kickoff	V49	13:19	Punt	4 - 28	1:41
UR		R19	06:19	Kickoff	R41	03:44	Punt	5 - 22	2:35
UR	2nd	R33	13:19	Downs	V47	10:09	Punt	6 - 20	3:10
UR		R46	08:56	Punt	V38	05:56	Punt	5 - 16	3:00
UR		R29	04:59	Punt	R50	03:39	Punt	4 - 21	1:20
UR		V24	00:37	Interception	V12	00:01	Missed FG	3 - 12	0:36
UR	3rd	V29	13:08	Downs	V45	10:56	Punt	3 - (16)	2:12
UR		V45	09:47	Punt	V12	04:38	Missed FG	9 - 33	5:09
UR		V43	03:56	Interception	V39	03:02	Punt	3 - 4	0:54
UR		R17	00:12	Punt	R33	12:49	Punt	5 - 16	2:23
UR	4th	R26	07:17	Kickoff	V15	04:10	Interception	10 - 59	3:07
UR		R29	02:39	Punt	V43	02:08	Interception	3 - 28	0:31
UR		R24	02:01	Kickoff	R18	00:42	Fumble	3 - (6)	1:19

Richmond	1st Qtr	2nd Qtr	3rd Qtr	4th Qtr	1st Half	2nd Half	Total
Time of possession	04:24	08:06	08:27	07:23	12:30	15:50	28:20
3rd down conversions	0-2	0-3	1-4	0-3	0-5	1-7	1-12
Average field position	R21	R46	R50	R26	R37	R39	R38
4th down conversions	0-0	0-0	0-0	0-0	0-0	0-0	0-0

Team	Qtr	Drive Started			Drive Ended			Consumed	
		Spot	Time	Obtained	Spot	Time	How lost	PI - Yds	TOP
UVA	1st	V12	13:19	Punt	R08	06:27	*FIELD GOAL	15 - 80	6:52
UVA		V23	03:44	Punt	R33	13:19	Downs	11 - 44	5:25
UVA	2nd	V16	10:09	Punt	V14	08:56	Punt	3 - (2)	1:13
UVA		V11	05:56	Punt	V15	04:59	Punt	3 - 4	0:57
UVA		V18	03:39	Punt	R15	00:37	Interception	12 - 67	3:02
UVA		V20	00:01	Missed FG	V18	00:00	End of half	1 - (2)	0:01
UVA	3rd	V20	15:00	Kickoff	V29	13:08	Downs	4 - 9	1:52
UVA		V10	10:56	Punt	V15	09:47	Punt	3 - 5	1:09
UVA		V19	04:38	Missed FG	V28	03:56	Interception	2 - 9	0:42
UVA		V10	03:02	Punt	V44	00:12	Punt	8 - 34	2:50
UVA	4th	V46	12:49	Punt	R00	07:25	*TOUCHDOWN	12 - 54	5:24
UVA		V28	04:10	Interception	V29	02:39	Punt	3 - 1	1:31
UVA		R00	02:08	Interception	R00	02:08	*TOUCHDOWN	0 - 0	0:00
UVA		R18	00:42	Fumble	R20	00:00	End of half	1 - (2)	0:42

Virginia	1st Qtr	2nd Qtr	3rd Qtr	4th Qtr	1st Half	2nd Half	Total
Time of possession	10:36	06:54	06:33	07:37	17:30	14:10	31:40
3rd down conversions	3-5	1-5	0-4	3-4	4-10	3-8	7-18
Average field position	V17	V16	V14	R48	V16	V30	V24
4th down conversions	1-1	0-2	0-1	0-0	1-3	0-1	1-4

Drive Chart (By Quarter) (Final)
2008 University of Virginia Football
Richmond vs Virginia (Sep 06, 2008 at Charlottesville, Va.)

Team	Qtr	Drive Started			Drive Ended			Consumed	
		Spot	Time	Obtained	Spot	Time	How lost	PI - Yds	TOP
UR	1st	R23	15:00	Kickoff	V49	13:19	Punt	4 - 28	1:41
UVA		V12	13:19	Punt	R08	06:27	*FIELD GOAL	15 - 80	6:52
UR		R19	06:19	Kickoff	R41	03:44	Punt	5 - 22	2:35
UVA		V23	03:44	Punt	R33	13:19	Downs	11 - 44	5:25
UR	2nd	R33	13:19	Downs	V47	10:09	Punt	6 - 20	3:10
UVA		V16	10:09	Punt	V14	08:56	Punt	3 - (2)	1:13
UR		R46	08:56	Punt	V38	05:56	Punt	5 - 16	3:00
UVA		V11	05:56	Punt	V15	04:59	Punt	3 - 4	0:57
UR		R29	04:59	Punt	R50	03:39	Punt	4 - 21	1:20
UVA		V18	03:39	Punt	R15	00:37	Interception	12 - 67	3:02
UR		V24	00:37	Interception	V12	00:01	Missed FG	3 - 12	0:36
UVA		V20	00:01	Missed FG	V18	00:00	End of half	1 - (2)	0:01
UVA	3rd	V20	15:00	Kickoff	V29	13:08	Downs	4 - 9	1:52
UR		V29	13:08	Downs	V45	10:56	Punt	3 - (16)	2:12
UVA		V10	10:56	Punt	V15	09:47	Punt	3 - 5	1:09
UR		V45	09:47	Punt	V12	04:38	Missed FG	9 - 33	5:09
UVA		V19	04:38	Missed FG	V28	03:56	Interception	2 - 9	0:42
UR		V43	03:56	Interception	V39	03:02	Punt	3 - 4	0:54
UVA		V10	03:02	Punt	V44	00:12	Punt	8 - 34	2:50
UR		R17	00:12	Punt	R33	12:49	Punt	5 - 16	2:23
UVA	4th	V46	12:49	Punt	R00	07:25	*TOUCHDOWN	12 - 54	5:24
UR		R26	07:17	Kickoff	V15	04:10	Interception	10 - 59	3:07
UVA		V28	04:10	Interception	V29	02:39	Punt	3 - 1	1:31
UR		R29	02:39	Punt	V43	02:08	Interception	3 - 28	0:31
UVA		R00	02:08	Interception	R00	02:08	*TOUCHDOWN	0 - 0	0:00
UR		R24	02:01	Kickoff	R18	00:42	Fumble	3 - (6)	1:19
UVA		R18	00:42	Fumble	R20	00:00	End of half	1 - (2)	0:42

Play-by-Play Summary (1st quarter)

Richmond vs Virginia (Sep 06, 2008 at Charlottesville, Va.)

Richmond wins the toss, elects to receive

Richmond will defend south goal

- 1-10 UR 30 UVA ball on UVA30.
Y. Reyerer kickoff 67 yards to the UR3, Justin Rogers return 20 yards to the UR23 (Ras-I Dowling;Raynard Horne).
- 1-10 UR 23 Eric Ward pass complete to Kevin Grayson for 26 yards to the UR49, 1ST DOWN UR (Mike Parker) P1
- 1-10 UR 49 Josh Vaughan rush for 2 yards to the UVA49 (Matt Conrath;Clint Sintim).
- 2-8 UVA 49 Eric Ward pass incomplete to John Crone, dropped pass.
- 3-8 UVA 49 Eric Ward pass incomplete to Josh Vaughan (Mike Parker).
- 4-8 UVA 49 Brian Radford punt 37 yards to the UVA12, downed.
4 plays, 28 yards, 1:41

VIRGINIA drive start at 13:19.

- 1-10 UVA 12 Cedric Peerman rush for 17 yards to the UVA29, 1ST DOWN UVA (Parker Miles) R1
- 1-10 UVA 29 Cedric Peerman rush for 1 yard to the UVA30 (L. Sidbury, Jr.;Parker Miles).
- 2-9 UVA 30 Cedric Peerman rush for no gain to the UVA30 (Martin Parker).
- 3-9 UVA 30 Peter Lalich pass complete to M. Covington for 19 yards to the UVA49, 1ST DOWN UVA (Eric McBride) P2
- 1-10 UVA 49 Cedric Peerman rush for 17 yards to the UR34, 1ST DOWN UVA (Derek Hatcher) R3
- 1-10 UR 34 Mikell Simpson rush for loss of 2 yards to the UR36 (Michael Ireland).
- 2-12 UR 36 Mikell Simpson rush for 2 yards to the UR34 (C. McConaghy).
- 3-10 UR 34 Peter Lalich pass complete to Kevin Ogletree for 17 yards to the UR17, 1ST DOWN UVA (C. McConaghy;Derek Hatcher) P4
- 1-10 UR 17 Mikell Simpson rush for loss of 2 yards to the UR19 (David Horton;Derek Hatcher).
- 2-12 UR 19 Peter Lalich pass complete to Cary Koch for 7 yards to the UR12 (Tyler Sullivan).
- 3-5 UR 12 Peter Lalich pass complete to Kevin Ogletree for 11 yards to the UR1, 1ST DOWN UVA, out-of-bounds. P5
- 1-G UR 01 Mikell Simpson rush for loss of 2 yards to the UR3, out-of-bounds (C. McConaghy).
- 2-G UR 03 Mikell Simpson rush for loss of 5 yards to the UR8 (Derek Hatcher).
- 3-G UR 08 Peter Lalich pass incomplete to M. Covington.
- 4-G UR 08 Y. Reyerer field goal attempt from 26 GOOD, clock 06:27.

Virginia 3, Richmond 0

15 plays, 80 yards, 6:52

Y. Reyerer kickoff 70 yards to the UR0, Justin Rogers return 19 yards to the UR19 (Hall Simmons).

RICHMOND drive start at 06:19.

- 1-10 UR 19 Josh Vaughan rush for 8 yards to the UR27 (Vic Hall).
- 2-2 UR 27 Eric Ward pass complete to Kevin Grayson for 7 yards to the UR34, 1ST DOWN UR (Antonio Appleby;Nick Jenkins) P2
- 1-10 UR 34 Eric Ward rush for no gain to the UR34 (Clint Sintim).
- 2-10 UR 34 Eric Ward pass incomplete (Matt Conrath).
- 3-10 UR 34 Eric Ward pass complete to Kevin Grayson for 7 yards to the UR41 (Jon Copper).
- 4-3 UR 41 Brian Radford punt 36 yards to the UVA23, Vic Hall return 0 yards to the UVA23 (Joe Stewart).

5 plays, 22 yards, 2:35

VIRGINIA drive start at 03:44.

- 1-10 UVA 23 PENALTY UR DO 5 yards to the UVA28.
- 1-5 UVA 28 Peter Lalich pass incomplete to Joe Torchia.
- 2-5 UVA 28 Rashawn Jackson rush for 3 yards to the UVA31 (Sherman Logan;Eric McBride).
- 3-2 UVA 31 Peter Lalich pass incomplete (Martin Parker), PENALTY UR DO (Martin Parker) 5 yards to the UVA36, 1ST DOWN UVA, NO PLAY. X6
- 1-10 UVA 36 Peter Lalich pass complete to M. Covington for 4 yards to the UVA40 (Derek Hatcher).
- 2-6 UVA 40 PENALTY UVA holding (Will Barker) 10 yards to the UVA30.
- 2-16 UVA 30 Peter Lalich pass complete to Cary Koch for 11 yards to the UVA41 (Justin Rogers).
- 3-5 UVA 41 Peter Lalich pass complete to Cary Koch for 4 yards to the UVA45 (Eric McBride;C. McConaghy).
- 4-1 UVA 45 Cedric Peerman rush for 7 yards to the UR48, 1ST DOWN UVA (Tyler Kirchoff) R7

END OF 1st QUARTER: Virginia 3, Richmond 0

Quarter Summary	Score	Time Poss	1st Downs				Conversions		Rushing	Passing	Penalties
			R	P	X	T	3rd	4th			
Richmond	0	04:24	0	2	0	2	0-2	0-0	3-10	3-6-0-40	2-10
Virginia	3	10:36	3	3	1	7	3-4	0-0	11-36	7-9-0-73	1-10

Quickie Statistics (1st quarter)
Richmond vs Virginia (Sep 06, 2008 at Charlottesville, Va.)

	UR	UVA
Score	0	3
FIRST DOWNS	2	7
RUSHES-YARDS (NET)	3-10	11-36
PASSING YDS (NET)	40	73
Passes Att-Comp-Int	6-3-0	9-7-0
TOTAL OFFENSE PLAYS-YARDS	9-50	20-109
Fumble Returns-Yards	0-0	0-0
Punt Returns-Yards	0-0	1-0
Kickoff Returns-Yards	2-39	0-0
Interception Returns-Yards	0-0	0-0
Punts (Number-Avg)	2-36.5	0-0.0
Fumbles-Lost	0-0	0-0
Penalties-Yards	2-10	1-10
Possession Time	04:24	10:36
Third-Down Conversions	0 of 2	3 of 5
Fourth-Down Conversions	0 of 0	1 of 1

Richmond

Rushing	No.	Gain	Loss	Net	TD	Lg	Avg
Josh Vaughan	2	10	0	10	0	8	5.0
Eric Ward	1	0	0	0	0	0	0.0

Passing	C-A-I	Yds	TD	Long	Sack
Eric Ward	3-6-0	40	0	26	0

Receiving	No.	Yards	TD	Long
Kevin Grayson	3	40	0	26

Punting	No.	Yds	Avg	Long	In20	TB
Brian Radford	2	73	36.5	37	1	0

Punt Returns	No.	Yards	TD	Long

Kick Returns	No.	Yards	TD	Long
Justin Rogers	2	39	0	20

Tackles	UA-A	Total	Sacks	TFL
Derek Hatcher	3-2	5	0.0	2.0
C. McConaghy	2-2	4	0.0	1.0
Eric McBride	1-2	3	0.0	0.0
Parker Miles	1-1	2	0.0	0.0

Virginia

Rushing	No.	Gain	Loss	Net	TD	Lg	Avg
Cedric Peerman	5	42	0	42	0	17	8.4
Rashawn Jackson	1	3	0	3	0	3	3.0
Mikell Simpson	5	2	11	-9	0	2	-1.8

Passing	C-A-I	Yds	TD	Long	Sack
Peter Lalich	7-9-0	73	0	19	0

Receiving	No.	Yards	TD	Long
Cary Koch	3	22	0	11
Kevin Ogletree	2	28	0	17
M. Covington	2	23	0	19

Punting	No.	Yds	Avg	Long	In20	TB

Punt Returns	No.	Yards	TD	Long
Vic Hall	1	0	0	0

Kick Returns	No.	Yards	TD	Long

Tackles	UA-A	Total	Sacks	TFL
Clint Sintim	1-1	2	0.0	0.0
Jon Copper	1-0	1	0.0	0.0
Mike Parker	1-0	1	0.0	0.0
Hall Simmons	1-0	1	0.0	0.0

Qtr	Time	Scoring Play	V-H
1st	06:27	UVA - Y. Reyerling 26 yd field goal, 15-80 6:52	0 - 3

Play-by-Play Summary (2nd quarter)

Richmond vs Virginia (Sep 06, 2008 at Charlottesville, Va.)

1-10	UR 48	Start of 2nd quarter, clock 15:00.	
1-10	UR 48	Peter Lalich pass complete to M. Covington for 14 yards to the UR34, 1ST DOWN UVA (Justin Rogers).	P8
1-10	UR 34	Cedric Peerman rush for 3 yards to the UR31 (Seth Williams).	
2-7	UR 31	Peter Lalich pass incomplete to Cedric Peerman.	
3-7	UR 31	Peter Lalich pass complete to Cedric Peerman for loss of 2 yards to the UR33 (Eric McBride;Justin Rogers).	
4-9	UR 33	Peter Lalich pass incomplete to M. Covington.	
<i>11 plays, 44 yards, 5:25</i>			
RICHMOND drive start at 13:19.			
1-10	UR 33	Justin Forte rush for loss of 3 yards to the UR30 (Alex Field).	
2-13	UR 30	Eric Ward pass complete to Kevin Grayson for 15 yards to the UR45, 1ST DOWN UR (Brandon Woods).	P3
1-10	UR 45	Josh Vaughan rush for 1 yard to the UR46 (Antonio Appleby), PENALTY UVA personal foul (Clint Sintim) 14 yards to the UVA40, 1ST DOWN UR.	X4
1-10	UVA 40	Eric Ward pass incomplete to Tre Gray.	
2-10	UVA 40	Eric Ward sacked for loss of 6 yards to the UVA46 (Matt Conrath).	
3-16	UVA 46	Eric Ward pass complete to Josh Vaughan for loss of 1 yard to the UVA47 (Antonio Appleby).	
4-17	UVA 47	Brian Radford punt 31 yards to the UVA16, fair catch by Vic Hall.	
<i>6 plays, 20 yards, 3:10</i>			
VIRGINIA drive start at 10:09.			
1-10	UVA 16	Peter Lalich pass complete to Kevin Ogletree for 3 yards to the UVA19 (Justin Rogers).	
2-7	UVA 19	Mikell Simpson rush for loss of 5 yards to the UVA14, out-of-bounds (Michael Ireland).	
3-12	UVA 14	Peter Lalich pass incomplete to Kevin Ogletree, PENALTY UVA illegal procedure declined.	
4-12	UVA 14	Jimmy Howell punt 42 yards to the UR44, Derek Hatcher return 2 yards to the UR46 (Corey Mosley).	
<i>3 plays, minus 2 yards, 1:13</i>			
RICHMOND drive start at 08:56.			
1-10	UR 46	Eric Ward pass incomplete to Tre Gray, PENALTY UVA roughing passer (Nick Jenkins) 15 yards to the UVA39, 1ST DOWN UR, NO PLAY.	X5
1-10	UVA 39	Josh Vaughan rush for 2 yards to the UVA37 (Matt Conrath).	
2-8	UVA 37	Josh Vaughan rush for loss of 1 yard to the UVA38 (Matt Conrath).	
3-9	UVA 38	Eric Ward pass incomplete to Jordan Mitchell, PENALTY UVA pass interference (C. Minnifield) 14 yards to the UVA24, 1ST DOWN UR, NO PLAY.	X6
1-10	UVA 24	Eric Ward pass incomplete to Kevin Grayson.	
2-10	UVA 24	Eric Ward rush for loss of 7 yards to the UVA31.	
3-17	UVA 31	Eric Ward sacked for loss of 7 yards to the UVA38 (Jon Copper).	
4-24	UVA 38	Timeout Richmond, clock 06:02.	
4-24	UVA 38	Brian Radford punt 27 yards to the UVA11, fair catch by Vic Hall.	
<i>5 plays, 16 yards, 3:00</i>			
VIRGINIA drive start at 05:56.			
1-10	UVA 11	Peter Lalich pass incomplete to M. Covington.	
2-10	UVA 11	Mikell Simpson rush for 4 yards to the UVA15 (Martin Parker).	
3-6	UVA 15	Peter Lalich pass incomplete to Cary Koch.	
4-6	UVA 15	Jimmy Howell punt 48 yards to the UR37, Derek Hatcher return 2 yards to the UR39 (Trey Womack;Danny Aiken), PENALTY UR illegal block (Justin Forte) 10 yards to the UR29, 1st and 10, UR ball on UR29.	
<i>3 plays, 4 yards, 0:57</i>			
RICHMOND drive start at 04:59.			
1-10	UR 29	Josh Vaughan rush for 21 yards to the 50 yardline, 1ST DOWN UR (Vic Hall).	R7
1-10	UR 50	Josh Vaughan rush for no gain to the 50 yardline (Antonio Appleby).	
2-10	UR 50	Eric Ward pass incomplete to Tre Gray.	
3-10	UR 50	Eric Ward pass incomplete to Jordan Mitchell.	
4-10	UR 50	Brian Radford punt 32 yards to the UVA18, fair catch by Vic Hall.	
<i>4 plays, 21 yards, 1:20</i>			
VIRGINIA drive start at 03:39.			
1-10	UVA 18	Cedric Peerman rush for 1 yard to the UVA19 (Patrick Weldon).	
2-9	UVA 19	Peter Lalich pass complete to Kevin Ogletree for 10 yards to the UVA29, 1ST DOWN UVA.	P9
1-10	UVA 29	Peter Lalich sacked for loss of 4 yards to the UVA25 (L. Sidbury, Jr.), fumble by Peter Lalich recovered by UVA Will Barker at UVA25.	
2-14	UVA 25	Peter Lalich pass complete to Rashawn Jackson for 3 yards to the UVA28 (Patrick Weldon).	
3-11	UVA 28	Peter Lalich pass complete to Kevin Ogletree for 25 yards to the UR47, 1ST DOWN UVA (Seth Williams).	P10
<i>Play was reviewed and upheld</i>			
1-10	UR 47	Peter Lalich pass complete to Kevin Ogletree for 12 yards to the UR35, 1ST DOWN UVA, out-of-bounds.	P11
1-10	UR 35	Timeout Virginia, clock 01:22.	
1-10	UR 35	Peter Lalich pass incomplete to Kevin Ogletree, dropped pass.	
2-10	UR 35	Peter Lalich pass complete to Kevin Ogletree for 12 yards to the UR23, 1ST DOWN UVA	P12

Play-by-Play Summary (2nd quarter)

Richmond vs Virginia (Sep 06, 2008 at Charlottesville, Va.)

(Tremayne Graham).

1-10 UR 23 Peter Lalich pass incomplete to John Phillips.
 2-10 UR 23 Peter Lalich pass incomplete to Kevin Ogletree (Justin Rogers).
 3-10 UR 23 Peter Lalich pass complete to John Phillips for 8 yards to the UR15.
 4-2 UR 15 Timeout Virginia, clock 00:49.
 4-2 UR 15 Peter Lalich pass intercepted by Jordan Shoop at the UR13, Jordan Shoop return 63 yards to the UVA24 (Cary Koch).

12 plays, 67 yards, 3:02

RICHMOND drive start at 00:37.

1-10 UVA 24 Timeout Virginia, clock 00:37.
 1-10 UVA 24 Eric Ward rush for 2 yards to the UVA22 (Matt Conrath).
 2-8 UVA 22 Eric Ward pass complete to Tre Gray for 10 yards to the UVA12, 1ST DOWN UR (Denzel Burrell).
 1-10 UVA 12 Timeout Richmond, clock 00:05.
 1-10 UVA 12 Andrew Howard field goal attempt from 29 BLOCKED, recovered by UVA TEAM at UVA0 spot at UVA0, clock 00:01 (blocked by Matt Conrath), clock 00:01.

P8

3 plays, 12 yards, 0:36

VIRGINIA drive start at 00:01.

1-10 UVA 00 UVA ball on UVA20.
 1-10 UVA 20 TEAM rush for loss of 2 yards to the UVA18.
 End of half, clock 00:00.

1 play, minus 2 yards, 0:01

END OF 2nd QUARTER: Virginia 3, Richmond 0

Quarter Summary	Score	Time Poss	1st Downs				Conversions		Rushing	Passing	Penalties
			R	P	X	T	3rd	4th			
Richmond	0	08:06	1	2	3	6	0-3	0-0	10-2	3-7-0-24	1-10
Virginia	0	06:54	0	5	0	5	1-5	0-2	6-(-3)	9-18-1-85	3-43

Quickie Statistics (Halftime)
Richmond vs Virginia (Sep 06, 2008 at Charlottesville, Va.)

	UR	UVA
Score	0	3
FIRST DOWNS	8	12
RUSHES-YARDS (NET)	13-12	17-33
PASSING YDS (NET)	64	158
Passes Att-Comp-Int	13-6-0	27-16-1
TOTAL OFFENSE PLAYS-YARDS	26-76	44-191
Fumble Returns-Yards	0-0	0-0
Punt Returns-Yards	2-4	1-0
Kickoff Returns-Yards	2-39	0-0
Interception Returns-Yards	1-63	0-0
Punts (Number-Avg)	5-32.6	2-45.0
Fumbles-Lost	0-0	1-0
Penalties-Yards	3-20	4-53
Possession Time	12:30	17:30
Third-Down Conversions	0 of 5	4 of 10
Fourth-Down Conversions	0 of 0	1 of 3

Richmond

Rushing	No.	Gain	Loss	Net	TD	Lg	Avg
Josh Vaughan	7	34	1	33	0	21	4.7
Justin Forte	1	0	3	-3	0	0	-3.0
Eric Ward	5	2	20	-18	0	2	-3.6

Passing	C-A-I	Yds	TD	Long	Sack
Eric Ward	6-13-0	64	0	26	2

Receiving	No.	Yards	TD	Long
Kevin Grayson	4	55	0	26
Tre Gray	1	10	0	10
Josh Vaughan	1	-1	0	0

Punting	No.	Yds	Avg	Long	In20	TB
Brian Radford	5	163	32.6	37	4	0

Punt Returns	No.	Yards	TD	Long
Derek Hatcher	2	4	0	2

Kick Returns	No.	Yards	TD	Long
Justin Rogers	2	39	0	20

Tackles	UA-A	Total	Sacks	TFL
Derek Hatcher	3-2	5	0.0	2.0
Justin Rogers	3-1	4	0.0	1.0
C. McConaghy	2-2	4	0.0	1.0
Eric McBride	1-3	4	0.0	1.0

Virginia

Rushing	No.	Gain	Loss	Net	TD	Lg	Avg
Cedric Peerman	7	46	0	46	0	17	6.6
Rashawn Jackson	1	3	0	3	0	3	3.0
TEAM	1	0	2	-2	0	0	-2.0
Peter Lalich	1	0	4	-4	0	0	-4.0

Passing	C-A-I	Yds	TD	Long	Sack
Peter Lalich	16-27-1	158	0	25	1

Receiving	No.	Yards	TD	Long
Kevin Ogletree	7	90	0	25
M. Covington	3	37	0	19
Cary Koch	3	22	0	11
John Phillips	1	8	0	8

Punting	No.	Yds	Avg	Long	In20	TB
Jimmy Howell	2	90	45.0	48	0	0

Punt Returns	No.	Yards	TD	Long
Vic Hall	1	0	0	0

Kick Returns	No.	Yards	TD	Long
---------------------	-----	-------	----	------

Tackles	UA-A	Total	Sacks	TFL
Matt Conrath	4-1	5	1.0	2.0
Antonio Appleby	3-1	4	0.0	1.0
Jon Copper	2-0	2	1.0	1.0
Vic Hall	2-0	2	0.0	0.0

Qtr	Time	Scoring Play	V-H
1st	06:27	UVA - Y. Reyerling 26 yd field goal, 15-80	6:52 0 - 3

Play-by-Play Summary (3rd quarter)

Richmond vs Virginia (Sep 06, 2008 at Charlottesville, Va.)

Start of 3rd quarter, clock 15:00.

2-12 UVA 18 UR ball on UR30.

Brian Radford kickoff 70 yards to the UVA0, Cedric Peerman return 30 yards to the UVA30 (Eric McBride;Jordan Shoop), PENALTY UVA holding (Brandon Woods) 10 yards to the UVA20, 1st and 10, UVA ball on UVA20.

VIRGINIA drive start at 15:00.

1-10 UVA 20 Peter Lalich pass complete to M. Covington for 4 yards to the UVA24 (C. McConaghy).
 2-6 UVA 24 PENALTY UVA holding (Will Barker) 10 yards to the UVA14.
 2-16 UVA 14 Peter Lalich pass incomplete to Cedric Peerman.
 3-16 UVA 14 Peter Lalich pass complete to John Phillips for 15 yards to the UVA29 (Derek Hatcher).
 4-1 UVA 29 Peter Lalich rush for no gain to the UVA29.

4 plays, 9 yards, 1:52

RICHMOND drive start at 13:08.

1-10 UVA 29 Josh Vaughan rush for 3 yards to the UVA26 (Mike Parker).
 2-7 UVA 26 Josh Vaughan rush for loss of 5 yards to the UVA31, fumble by Josh Vaughan recovered by UR Josh Vaughan at UVA31 (Byron Glaspy).
 3-12 UVA 31 Eric Ward sacked for loss of 14 yards to the UVA45 (J-K Dolce;Clint Sintim).
 4-26 UVA 45 Brian Radford punt 35 yards to the UVA10, fair catch by Vic Hall.

3 plays, minus 16 yards, 2:12

VIRGINIA drive start at 10:56.

1-10 UVA 10 Mikell Simpson rush for 1 yard to the UVA11 (Sherman Logan).
 2-9 UVA 11 Mikell Simpson rush for 4 yards to the UVA15 (Martin Parker).
 3-5 UVA 15 Peter Lalich pass incomplete to John Phillips (Justin Rogers).
 4-5 UVA 15 Jimmy Howell punt 30 yards to the UVA45, fair catch by Derek Hatcher.

3 plays, 5 yards, 1:09

RICHMOND drive start at 09:47.

1-10 UVA 45 Justin Forte rush for 2 yards to the UVA43 (Nick Jenkins).
 2-8 UVA 43 Justin Forte rush for 14 yards to the UVA29 (Mike Parker), PENALTY UR illegal formation 5 yards to the UVA48, NO PLAY.
 2-13 UVA 48 Eric Ward pass incomplete (Alex Field).
 3-13 UVA 48 Eric Ward pass complete to Kevin Grayson for 19 yards to the UVA29, 1ST DOWN UR, out-of-bounds. P9
 1-10 UVA 29 Eric Ward pass complete to Kevin Grayson for 9 yards to the UVA20 (Mike Parker).
 2-1 UVA 20 Eric Ward rush for 3 yards to the UVA17, 1ST DOWN UR (Matt Conrath). R10
 1-10 UVA 17 Eric Ward pass complete to Tre Gray for 1 yard to the UVA16 (Denzel Burrell).
 2-9 UVA 16 Justin Forte rush for 4 yards to the UVA12 (Clint Sintim).
 3-5 UVA 12 Eric Ward pass complete to John Crone for no gain to the UVA12 (Mike Parker).
 4-5 UVA 12 Andrew Howard field goal attempt from 29 BLOCKED, recovered by UVA C. Minnifield at UVA19 spot at UVA19, clock 04:38 (blocked by Nick Jenkins), out-of-bounds, C. Minnifield for 6 yards to the UVA25, out-of-bounds.

9 plays, 33 yards, 5:09

VIRGINIA drive start at 04:38, UVA ball on UVA25.

1-10 UVA 25 Cedric Peerman rush for 3 yards to the UVA28 (Michael Ireland).
 2-7 UVA 28 Peter Lalich pass intercepted by David Horton at the UVA43, David Horton return 0 yards to the UVA43, out-of-bounds.

2 plays, 3 yards, 0:42

RICHMOND drive start at 03:56.

1-10 UVA 43 Josh Vaughan rush for 4 yards to the UVA39 (Nate Collins).
 2-6 UVA 39 Eric Ward pass incomplete to Kevin Grayson.
 3-6 UVA 39 Eric Ward pass incomplete (Nate Collins).
 4-6 UVA 39 Brian Radford punt 39 yards to the UVA0, touchback, PENALTY UVA holding (Dom Joseph) 19 yards to the UVA1, 1st and 10, UVA ball on UVA10.

3 plays, 4 yards, 0:54

VIRGINIA drive start at 03:02.

1-10 UVA 10 Mikell Simpson rush for 8 yards to the UVA18 (Tyler Sullivan).
 2-2 UVA 18 Mikell Simpson rush for 3 yards to the UVA21, 1ST DOWN UVA (Derek Hatcher). R13
 1-10 UVA 21 Mikell Simpson rush for 2 yards to the UVA23 (Tyler Sullivan).
 2-8 UVA 23 Peter Lalich pass incomplete to John Phillips (Michael Ireland).
 3-8 UVA 23 Peter Lalich pass complete to Rashawn Jackson for 7 yards to the UVA30 (C. McConaghy), PENALTY UR roughing passer (L. Sidbury, Jr.) 15 yards to the UVA45, 1ST DOWN UVA, 1st and 10. X14
 1-10 UVA 45 Mikell Simpson rush for loss of 1 yard to the UVA44 (Justin Rogers).
 1-10 UVA 45 Peter Lalich pass incomplete to Kevin Ogletree.
 2-11 UVA 44 Peter Lalich pass incomplete to M. Covington, dropped pass.
 3-11 UVA 44 Jimmy Howell punt 39 yards to the UR17, Derek Hatcher return 0 yards to the UR17 (Hall Simmons;Jared Detrick).

8 plays, 34 yards, 2:50

RICHMOND drive start at 00:12.

1-10 UR 17 Eric Ward pass complete to Joe Monteverde for 7 yards to the UR24.

Play-by-Play Summary (3rd quarter)
Richmond vs Virginia (Sep 06, 2008 at Charlottesville, Va.)

END OF 3rd QUARTER: Virginia 3, Richmond 0

Quarter Summary	Score	Time Poss	1st Downs				Conversions		Rushing	Passing	Penalties
			R	P	X	T	3rd	4th			
Richmond	0	08:27	1	1	0	2	1-4	0-0	7-(-3)	5-8-0-36	2-20
Virginia	0	06:33	1	0	1	2	0-4	0-1	8-20	3-9-1-26	3-39

Quickie Statistics (3rd quarter)
Richmond vs Virginia (Sep 06, 2008 at Charlottesville, Va.)

	UR	UVA
Score	0	3
FIRST DOWNS	10	14
RUSHES-YARDS (NET)	20-9	25-53
PASSING YDS (NET)	100	184
Passes Att-Comp-Int	21-11-0	36-19-2
TOTAL OFFENSE PLAYS-YARDS	41-109	61-237
Fumble Returns-Yards	0-0	0-0
Punt Returns-Yards	3-4	1-0
Kickoff Returns-Yards	2-39	1-30
Interception Returns-Yards	2-63	0-0
Punts (Number-Avg)	7-33.9	4-39.8
Fumbles-Lost	1-0	1-0
Penalties-Yards	5-40	7-83
Possession Time	21:39	23:21
Third-Down Conversions	1 of 9	4 of 14
Fourth-Down Conversions	0 of 0	1 of 4

Richmond

Rushing	No.	Gain	Loss	Net	TD	Lg	Avg
Josh Vaughan	10	41	6	35	0	21	3.5
Justin Forte	3	6	3	3	0	4	1.0
Eric Ward	7	5	34	-29	0	3	-4.1

Passing	C-A-I	Yds	TD	Long	Sack
Eric Ward	11-21-0	100	0	26	3

Receiving	No.	Yards	TD	Long
Kevin Grayson	6	83	0	26
Tre Gray	2	11	0	10
Joe Monteverde	1	7	0	7
John Crone	1	0	0	0

Punting	No.	Yds	Avg	Long	In20	TB
Brian Radford	7	237	33.9	39	5	0

Punt Returns	No.	Yards	TD	Long
Derek Hatcher	3	4	0	2

Kick Returns	No.	Yards	TD	Long
Justin Rogers	2	39	0	20

Tackles	UA-A	Total	Sacks	TFL
Derek Hatcher	5-2	7	0.0	2.0
C. McConaghy	4-2	6	0.0	1.0
Justin Rogers	4-1	5	0.0	2.0
Eric McBride	1-4	5	0.0	1.0

Virginia

Rushing	No.	Gain	Loss	Net	TD	Lg	Avg
Cedric Peerman	8	49	0	49	0	17	6.1
Mikell Simpson	13	24	17	7	0	8	0.5
Rashawn Jackson	1	3	0	3	0	3	3.0
TEAM	1	0	2	-2	0	0	-2.0

Passing	C-A-I	Yds	TD	Long	Sack
Peter Lalich	19-36-2	184	0	25	1

Receiving	No.	Yards	TD	Long
Kevin Ogletree	7	90	0	25
M. Covington	4	41	0	19
Cary Koch	3	22	0	11
John Phillips	2	23	0	15

Punting	No.	Yds	Avg	Long	In20	TB
Jimmy Howell	4	159	39.8	48	1	0

Punt Returns	No.	Yards	TD	Long
Vic Hall	1	0	0	0

Kick Returns	No.	Yards	TD	Long
Cedric Peerman	1	30	0	30

Tackles	UA-A	Total	Sacks	TFL
Matt Conrath	5-1	6	1.0	2.0
Mike Parker	4-0	4	0.0	0.0
Antonio Appleby	3-1	4	0.0	1.0
Clint Sintim	2-2	4	0.5	1.0

Qtr	Time	Scoring Play	V-H
1st	06:27	UVA - Y. Reyerling 26 yd field goal, 15-80	6:52 0 - 3

Play-by-Play Summary (4th quarter)

Richmond vs Virginia (Sep 06, 2008 at Charlottesville, Va.)

2-3	UR 24	Start of 4th quarter, clock 15:00.	
2-3	UR 24	Josh Vaughan rush for 14 yards to the UR38, 1ST DOWN UR (Clint Sintim).	R11
1-10	UR 38	Josh Vaughan rush for 3 yards to the UR41 (Antonio Appleby).	
2-7	UR 41	Eric Ward sacked for loss of 8 yards to the UR33 (Matt Conrath;Clint Sintim).	
3-15	UR 33	Timeout Richmond, clock 13:02.	
3-15	UR 33	Eric Ward pass incomplete to Tre Gray.	
4-15	UR 33	Brian Radford punt 21 yards to the UVA46, out-of-bounds.	

5 plays, 16 yards, 2:23

VIRGINIA drive start at 12:49.

1-10	UVA 46	Cedric Peerman rush for 9 yards to the UR45 (Derek Hatcher;Seth Williams).	
2-1	UR 45	Cedric Peerman rush for 2 yards to the UR43, 1ST DOWN UVA (L. Sidbury, Jr.).	R15
1-10	UR 43	Peter Lalich pass complete to Kevin Ogletree for 13 yards to the UR30, 1ST DOWN UVA (David Horton).	P16
1-10	UR 30	Peter Lalich pass incomplete to Jared Green.	
2-10	UR 30	Peter Lalich pass complete to Cedric Peerman for 7 yards to the UR23 (C. McConaghy).	
3-3	UR 23	Mikell Simpson rush for 7 yards to the UR16, 1ST DOWN UVA (Patrick Weldon).	R17
1-10	UR 16	Mikell Simpson rush for 9 yards to the UR7 (Seth Williams).	
2-1	UR 07	Mikell Simpson rush for no gain to the UR7 (C. McConaghy).	
3-1	UR 07	Mikell Simpson rush for 1 yard to the UR6, 1ST DOWN UVA (Tyler Sullivan).	R18
1-G	UR 06	Mikell Simpson rush for 4 yards to the UR2 (Michael Ireland).	
2-G	UR 02	Mikell Simpson rush for 1 yard to the UR1 (Eric McBride).	
3-G	UR 01	Mikell Simpson rush for 1 yard to the UR0, TOUCHDOWN, clock 07:25.	
1-G	UR 03	Y. Reyerer kick attempt good.	

Virginia 10, Richmond 0

12 plays, 54 yards, 5:24

Y. Reyerer kickoff 70 yards to the UR0, Justin Rogers return 26 yards to the UR26 (Keith Payne).

RICHMOND drive start at 07:17.

1-10	UR 26	Eric Ward pass incomplete to Josh Vaughan (Denzel Burrell).	
2-10	UR 26	Eric Ward pass incomplete to Jordan Mitchell, PENALTY UVA pass interference (Mike Parker) 15 yards to the UR41, 1ST DOWN UR, NO PLAY.	X12
1-10	UR 41	Eric Ward pass incomplete to Jordan Mitchell.	
2-10	UR 41	Eric Ward pass complete to Kevin Grayson for 16 yards to the UVA43, 1ST DOWN UR (Mike Parker;Clint Sintim).	P13
1-10	UVA 43	Eric Ward pass incomplete to J. Mayfield, dropped pass.	
2-10	UVA 43	Eric Ward pass complete to Tre Gray for 16 yards to the UVA27, 1ST DOWN UR (Mike Parker).	P14
1-10	UVA 27	Eric Ward pass complete to Kevin Grayson for 12 yards to the UVA15, 1ST DOWN UR (Byron Glaspy).	P15
1-10	UVA 15	Eric Ward rush for 10 yards to the UVA5, 1ST DOWN UR (Brandon Woods;Mike Parker).	R16
1-G	UVA 05	Josh Vaughan rush for no gain to the UVA5 (Antonio Appleby).	
2-G	UVA 05	PENALTY UR illegal procedure 5 yards to the UVA10.	

Healy in at quarterback for Richmond

2-G UVA 10 Will Healy pass incomplete to Kevin Grayson.

Ward in at quarterback for Richmond

3-G UVA 10 PENALTY UR false start (D. Lachenmayer) 5 yards to the UVA15.
 3-G UVA 15 Eric Ward pass intercepted by C. Minnifield at the UVA0, C. Minnifield return 28 yards to the UVA28 (Joe Stewart).

10 plays, 59 yards, 3:07

VIRGINIA drive start at 04:10.

1-10	UVA 28	Mikell Simpson rush for loss of 3 yards to the UVA25 (Derek Hatcher).	
2-13	UVA 25	Mikell Simpson rush for 4 yards to the UVA29 (Parker Miles;L. Sidbury, Jr.).	
3-9	UVA 29	Timeout Richmond, clock 03:27.	
3-9	UVA 29	PENALTY UVA illegal shift (B.J. Cabbell) 5 yards to the UVA24.	
3-14	UVA 24	Mikell Simpson rush for 5 yards to the UVA29 (C. McConaghy).	
4-9	UVA 29	Jimmy Howell punt 42 yards to the UR29, fair catch by Derek Hatcher.	

3 plays, 1 yard, 1:31

RICHMOND drive start at 02:39.

1-10	UR 29	Eric Ward pass complete to Justin Forte for 28 yards to the UVA43, 1ST DOWN UR (Byron Glaspy).	
1-10	UVA 43	Eric Ward pass incomplete to Tre Gray (Mike Parker).	
2-10	UVA 43	Eric Ward pass intercepted by Vic Hall at the UVA40, Vic Hall return 60 yards to the UR0, TOUCHDOWN, clock 02:08.	

3 plays, 28 yards, 0:31

1-G UR 03 Y. Reyerer kick attempt failed.

kick is wide left

Virginia 16, Richmond 0

Y. Reyerer kickoff 70 yards to the UR0, Justin Rogers return 24 yards to the UR24 (Raynard Horne).

RICHMOND drive start at 02:01.

Play-by-Play Summary (4th quarter)

Richmond vs Virginia (Sep 06, 2008 at Charlottesville, Va.)

1-10 UR 24 Eric Ward sacked for loss of 4 yards to the UR20 (Zane Parr).
 2-14 UR 20 Eric Ward pass complete to Josh Vaughan for 3 yards to the UR23.
 3-11 UR 23 Eric Ward sacked for loss of 5 yards to the UR18 (J-K Dolce), fumble by Eric Ward recovered by UVA Clint Sintim at UR18.

3 plays, minus 6 yards, 1:19

VIRGINIA drive start at 00:42.

1-10 UR 18 TEAM rush for loss of 2 yards to the UR20.
 End of game, clock 00:00.

1 play, minus 2 yards, 0:42

FINAL SCORE: Virginia 16, Richmond 0

Quarter Summary	Score	Time Poss	1st Downs				Conversions		Rushing	Passing	Penalties
			R	P	X	T	3rd	4th			
Richmond	0	07:23	2	4	1	7	0-3	0-0	7-10	5-13-2-75	2-10
Virginia	13	07:37	3	1	0	4	3-4	0-0	13-38	2-3-0-20	2-20

Participation Report (Final)
2008 University of Virginia Football
Richmond vs Virginia (Sep 06, 2008 at Charlottesville, Va.)

Richmond

Pos	##	OFFENSE
WR	9	Jordan Mitchell
LT	53	Tim Silver
LG	79	M. McCracken
C	65	D. Lachenmayer
RG	66	Michael Silva
RT	54	Jared Decker
TE	82	Joe Stewart
QB	11	Eric Ward
TB	32	Josh Vaughan
WR	17	Tre Gray
WR	1	Kevin Grayson

Pos	##	DEFENSE
LE	2	L. Sidbury, Jr.
NT	98	Parker Miles
DT	55	Martin Parker
RE	8	Sherman Logan
LOLB	45	Tyler Sullivan
MLB	6	C. McConaghy
ROLB	31	Eric McBride
LC	28	David Horton
SS	18	Michael Ireland
RC	24	Seth Williams
FS	21	Derek Hatcher

Virginia

Pos	##	OFFENSE
WR	20	Kevin Ogletree
LT	75	Eugene Monroe
LG	76	Zak Stair
C	64	Jack Shields
RG	65	B.J. Cabbell
RT	61	Will Barker
TE	85	John Phillips
QB	7	Peter Lalich
TB	37	Cedric Peerman
WR	80	M. Covington
TE	83	Joe Torchia

Pos	##	DEFENSE
DE	93	Alex Field
NT	98	Nate Collins
DE	94	Matt Conrath
OLB	51	Clint Sintim
ILB	58	Antonio Appleby
ILB	54	Jon Copper
OLB	45	Denzel Burrell
CB	4	Vic Hall
CB	43	Mike Parker
S	22	Byron Glaspy
S	17	Brandon Woods

Richmond: 3-John Crone, 4-J. Mayfield, 5-Justin Rogers, 10-Andrew Howard, 12-Will Healy, 13-Dusty Dean, 15-Jordan Shoop, 20-Justin Forte, 23-Tremayne Graham, 25-W. Bischoff, 27-Brooks York, 34-Pierre Turner, 35-Shawn White, 37-Colin Pehanick, 39-Patrick Weldon, 44-Tyler Kirchoff, 75-Evan Lehner, 80-Max Prokell, 87-Joe Monteverde, 90-Brian Radford, 93-Nicholas Battle, 94-Chris Shields, 95-Jonathan Ashe.

Virginia: 1-Trey Womack, 5-Mikell Simpson, 8-Jimmy Howell, 9R-Crutcher Reiss, 10-Y. Reyring, 13-C. Minnifield, 15-Scott Deke, 18-Kris Burd, 19-Ras-I Dowling, 23-Dom Joseph, 26-Cary Koch, 27-Hall Simmons, 31-Rashawn Jackson, 32-Keith Payne, 34-Matt Leemhuis, 40-Corey Mosley, 44-Raynard Horne, 55-Jared Detrick, 59-J-K Dolce, 63-Austin Pasztor, 66-Danny Aiken, 74-P. Slebonick, 81-Dontrelle Inman, 84-Jared Green, 87-Andrew Devlin, 92-Zane Parr, 96-Nick Jenkins.

Virginia vs. Richmond

September 06, 2008

Virginia Player Quotes

Virginia senior linebacker Clint Sintim

On the defense:

“The defense had a tremendous day. I am excited for everyone on the defense. We played tough, we made stops when we had to and we never gave up. We helped our team out and I am really proud of all of the guys. I am very proud to be a part of this defense.”

On the shutout:

“Getting a shutout is always the goal for any defense. It gave a great boost of confidence to the whole team, and we were able to feed off that. It was a total team effort, we worked hard, we prepared hard, and it showed today on the field.”

On teammate Matt Conrath:

“He was truly exceptional today. He is a young guy who was able to make a couple of really big plays for us today. His relentless pressure all day was a key factor in our win.”

On the crowd:

“Initially we didn’t think the crowd would be a factor because of the hurricane, but they came out and supported us throughout the whole game. The team really appreciates them, and we surely wouldn’t have been able to accomplish what we did without them.”

On younger guys stepping up:

“Guys like Chase (Minnifield) and Matt (Conrath) have really bought into the next-man-up philosophy. They are the guys in line to be the next leaders of this team, and today their big plays really made a difference.”

Virginia sophomore quarterback Peter Lalich

On the rhythm early:

“The offensive line was huge for us early. They gave us time to throw and guys were getting open downfield.”

On teammate Kevin Ogletree:

“Kevin was running great routes all day. He got open time and time again and hopefully next week we will be able to turn that into more points for the offense.”

On the defense:

“Our defense is always tough and that is a calling card of our team. They pressured the quarterback, were great in coverage, and did exactly what we needed to do to get the W today.”

Over

Virginia senior linebacker Jon Copper

On the defense:

“We were really happy with the play of the defense all day. Our defense stuck together, didn’t crack, and let the offense get us enough points to win the game.”

On confidence of defense:

“Anytime you get a shutout, you will be pleased with the defense. We expect to play good defense every game, and today we were really pleased with our effort. The coaches drew up a great scheme, and we were able to execute.”

On his sack:

“Our coaches had a great play called and we were able to bring more than they had to protect. I was able to come free off the edge and make the play. Our guys getting pressure up the middle really let us make some plays today and we were pleased with the result.”

On the Virginia alumni in attendance:

“It’s always nice to have those guys around. Slade has come around practice before, and it does serve as a sort of motivation. They have done great things here before us and we would like to duplicate the success they had.”

Virginia vs. Richmond

Sept. 6, 2008

Richmond Player Quotes

Richmond senior offensive lineman Tim Silver

On Richmond's missed scoring opportunities:

"We had plenty of opportunities to have the ball on the inside. We just need to capitalize on those opportunities, and we thought that we would be able to do that. The longer we hung in, the more and more excited they got about the team."

On Virginia's defense:

"In terms of executing when you got in their areas, (UVa) had a good execution; that was good defense on their part. They're a well-coached team. They got the ball, so it was a good combination. They had good defense. They're great; I'm not going to set them apart from being just well-coached. I'm not going to take anything away from them. They're very good Division I."

Richmond junior wide receiver Jordan Mitchell

On pulled up injury:

"I thought I had a decent chance to score. At first, I thought I was good. I took off. Then after about 20 yards, I don't know what happened. Something went on with my leg, and that was about it. I started slowing down. I peered back and saw someone coming on me."

On playing an FBS team:

"This was a great experience. I think that, if nothing else, it shows us no matter whose team it is, I-A or I-AA or whatever division, we can go toe-to-toe with anyone in the country."

Virginia vs. Richmond

Sept. 5, 2008

Virginia Coach Quotes

Virginia head coach Al Groh

Opening Statement:

“We got pretty much what we expected from Richmond. They were a well-prepared, hard playing team so we’re real pleased with the win.

“I’m proud of our team for hanging in there time after time. That’s what teams have to do in order to put wins together. We were able to do that quite a bit last year but that type of mentality has to be re-established and solidified with each particular team. It doesn’t just grow back.

“Two things you have to be able to do to win games is run the ball in the fourth quarter and rush the passer and we had success there when we had to. There were some flaws today and we’re aware of them. so we’ll work on them.”

On Cedric Peerman:

“Every time he takes the field you get that type of tough performance. He took a pretty substantial hit very early in the game and it took a lot out of him but he will never lay the flag down easily.”

On the penalties:

“That is a point of disappointment today. That many penalties is out of character for our team but if you do it often enough it becomes a part of your character so it is very important that numerous penalties come to an end quickly.”

On the defense:

“That unit stepped up and did what had to be done today. They were challenged significantly by field position and by certain schemes but they were able to feel the game as it went along. Our veterans stepped up but we also had some young players play a substantial amount of time and they turned in positive performances. We’re really pleased with the way they moved forward today.”

On the big special teams plays:

“We spent a lot of time working on blocks this week and we’re very pleased with the results and the work the players put in. We worked two days on field goal blocks. Big plays are point erasers and they make a huge difference.”

On scoring first:

“We really wanted to come up with a score on the first possession. More particularly, we wanted to be first on the board. We chose the more prudent way to go on the field goal.”

On talking with Richmond coach Mike London after the game:

“In general I told him his team was exactly what we expected from a Mike London-coached team. Hard nosed and well prepared and he ought to be positioned to win a lot of games this year.”

Virginia vs. Richmond

Sept. 6, 2008

Virginia Player Quotes

Virginia Junior Cornerback Vic Hall

On his interception returned for a touchdown:

“At the start, a nickelback’s job is to keep the wide receiver from getting too far downfield. As I was standing there I looked back towards the quarterback and the ball was there. I was in the right place at the right time.”

On evading the tackle from Richmond quarterback Eric Ward:

“We always stress to our defense that when you get the ball you turn into an offensive player so I did what I had to do to get away from him.”

On getting the first win of the year:

“It feels great. It gives us a lot of momentum going into the next game. We have to have a great week of preparation to get ready for the next game.”

Virginia Senior Tailback Cedric Peerman

On getting the first win of the year:

“It feels good. It takes a lot of pressure off of you just being able to get that first win and we’re happy (because) we came out against a good team and we got the first win of the season.”

On his and Mikell Simpson’s performances today:

“I felt like the offensive line came out and did well and opened up holes for us. We just happened to run behind those guys.”

Virginia Junior Wide Receiver Kevin Ogletree


On his involvement with the offense:

“We tried to execute a little bit and the plays seemed to be working. Peter (Lalich) and I seemed to be getting into a little bit of a rhythm in the first half and a little bit in the second. We controlled the ball and got first downs to keep matriculating down the field.”

On the offensive performance in the first half:


“We had almost fifty plays in the first half. We were on the field for a long time but we didn’t really convert every time we wanted to. We still had some good plays and we were able to get some better plays and get first downs. We just have to work on finishing and scoring down in the red zone.”

CONNECTICUT FOOTBALL FINAL STATISTICS



VIRGINIA CAVALIERS

AT



CONNECTICUT HUSKIES

SATURDAY, SEPTEMBER 13, 2008 - 7:30 P.M.
RENTSCHLER FIELD ▶ EAST HARTFORD, CONN.

Scoring Summary (Final)
2008 Connecticut Football
UVA vs CONNECTICUT (Sep 13, 2008 at East Hartford, CT)

UVA (1-2) vs. CONNECTICUT (3-0)

Date: Sep 13, 2008 • Site: East Hartford, CT • Stadium: Rentschler Field

Attendance: 40000

Score by Quarters	1	2	3	4	Total
UVA	0	0	3	7	10
CONNECTICUT	7	21	14	3	45

Qtr	Time	Scoring Play	V-H
1st	08:44	UCONN - BROWN, Donald 3 yd run (CIARAVINO, Tony kick), 11-70 6:16	0 - 7
2nd	13:48	UCONN - DAVIS, Anthony 3 yd pass from LORENZEN, Tyler (CIARAVINO, Tony kick), 13-77 7:04	0 - 14
	10:00	UCONN - BUTLER, Darius 13 yd run (CIARAVINO, Tony kick), 5-86 2:14	0 - 21
	01:42	UCONN - BROWN, Donald 8 yd run (CIARAVINO, Tony kick), 8-75 4:00	0 - 28
3rd	10:03	UVA - Y. Reyerling 43 yd field goal, 11-49 4:57	3 - 28
	04:04	UCONN - BROWN, Donald 63 yd run (CIARAVINO, Tony kick), 1-63 0:10	3 - 35
	02:01	UCONN - TODMAN, Jordan 14 yd run (CIARAVINO, Tony kick), 4-40 1:46	3 - 42
4th	13:20	UCONN - CIARAVINO, Tony 29 yd field goal, 7-51 3:11	3 - 45
	10:24	UVA - Cedric Peerman 1 yd run (Y. Reyerling kick), 6-44 2:56	10 - 45

Kickoff time: 7:34 pm • End of Game: 10:25 • Total elapsed time: 2:51

Officials: Referee: W. Davenport; Umpire: Donald Yates; Linesman: Mike Kelly;

Line judge: Tommy Giles; Back judge: Tim Cobb; Field judge: Dave Meslow;

Side judge: Tim Cobb; Scorer: Andrew Prince;

Temperature: 74 • Wind: 5 SSE • Weather: Overcast

Team Statistics (Final)
2008 Connecticut Football
UVA vs CONNECTICUT (Sep 13, 2008 at East Hartford, CT)

	UVA	UCONN
FIRST DOWNS	14	25
Rushing	3	16
Passing	10	7
Penalty	1	2
NET YARDS RUSHING	31	382
Rushing Attempts	14	53
Average Per Rush	2.2	7.2
Rushing Touchdowns	1	5
Yards Gained Rushing	46	397
Yards Lost Rushing	15	15
NET YARDS PASSING	188	124
Completions-Attempts-Int	25-38-2	13-15-0
Average Per Attempt	4.9	8.3
Average Per Completion	7.5	9.5
Passing Touchdowns	0	1
TOTAL OFFENSE YARDS	219	506
Total offense plays	52	68
Average Gain Per Play	4.2	7.4
Fumbles: Number-Lost	1-0	0-0
Penalties: Number-Yards	4-42	2-10
PUNTS-YARDS	5-199	2-62
Average Yards Per Punt	39.8	31.0
Net Yards Per Punt	39.8	31.0
Inside 20	1	2
50+ Yards	0	0
Touchbacks	0	0
Fair catch	4	0
KICKOFFS-YARDS	3-196	8-508
Average Yards Per Kickoff	65.3	63.5
Net Yards Per Kickoff	42.3	37.4
Touchbacks	1	0
Punt returns: Number-Yards-TD	0-0-0	0-0-0
Average Per Return	0.0	0.0
Kickoff returns: Number-Yds-TD	8-209-0	2-49-0
Average Per Return	26.1	24.5
Interceptions: Number-Yds-TD	0-0-0	2-14-0
Fumble Returns: Number-Yds-TD	0-0-0	0-0-0
Miscellaneous Yards	0	0
Possession Time	23:23	36:37
1st Quarter	2:52	12:08
2nd Quarter	7:24	7:36
3rd Quarter	7:50	7:10
4th Quarter	5:17	9:43
Third-Down Conversions	3 of 10	6 of 11
Fourth-Down Conversions	0 of 1	0 of 0
Red-Zone Scores-Chances	2-2	6-6
Sacks By: Number-Yards	1-2	1-9
PAT Kicks	1-1	6-6
Field Goals	1-1	1-1

Individual Statistics (Final)
2008 Connecticut Football
UVA vs CONNECTICUT (Sep 13, 2008 at East Hartford, CT)

UVA

Rushing	No.	Gain	Loss	Net	TD	Lg	Avg
Mikell Simpson	6	23	0	23	0	13	3.8
Scott Deke	1	12	0	12	0	12	12.0
Raynard Horne	2	5	0	5	0	5	2.5
Cedric Peerman	2	4	0	4	1	3	2.0
Kevin Ogletree	1	2	0	2	0	2	2.0
Marc Verica	2	0	15	-15	0	0	-7.5
Totals	14	46	15	31	1	13	2.2

Passing	C-A-I	Yds	TD	Long	Sack
Marc Verica	22-30-1	158	0	21	1
Scott Deke	3-8-1	30	0	14	0
Totals	25-38-2	188	0	21	1

Receiving	No.	Yards	TD	Long
Kevin Ogletree	7	58	0	21
John Phillips	4	33	0	9
Cary Koch	3	22	0	13
Cedric Peerman	3	19	0	14
Kris Burd	2	12	0	6
Mikell Simpson	2	2	0	2
Staton Jobe	1	17	0	17
Raynard Horne	1	14	0	14
Rashawn Jackson	1	8	0	8
M. Covington	1	3	0	3
Totals	25	188	0	21

Punting	No.	Yds	Avg	Long	In20	TB
Jimmy Howell	5	199	39.8	43	1	0
Totals	5	199	39.8	43	1	0

Returns	Punt			Kickoff			Intercept		
	No	Yds	Lg	No	Yds	Lg	No	Yds	Lg
Cedric Peerman	0	0	0	3	61	34	0	0	0
C. Minnifield	0	0	0	1	56	56	0	0	0
Kevin Ogletree	0	0	0	4	92	35	0	0	0
Totals	0	0	0	8	209	56	0	0	0

Field goals	Qtr	Time	Dist	Result
Y. Reyring	3rd	10:03	43 yards	Good

Kickoffs	No.	Yards	Avg	TB	OB
Y. Reyring	3	196	65.3	1	0

All-purpose	Run	Rcv	KR	PR	IR	Total
Kevin Ogletree	2	58	92	0	0	152
Cedric Peerman	4	19	61	0	0	84
C. Minnifield	0	0	56	0	0	56
John Phillips	0	33	0	0	0	33

CONNECTICUT

Rushing	No.	Gain	Loss	Net	TD	Lg	Avg
BROWN, Donald	20	211	5	206	3	63	10.3
TODMAN, Jordan	13	87	6	81	1	48	6.2
LORENZEN, Tyler	10	54	2	52	0	13	5.2
FREY, Robbie	8	32	1	31	0	13	3.9
BUTLER, Darius	1	13	0	13	1	13	13.0
TEAM	1	0	1	-1	0	0	-1.0
Totals	53	397	15	382	5	63	7.2

Passing	C-A-I	Yds	TD	Long	Sack
LORENZEN, Tyler	13-15-0	124	1	29	1
Totals	13-15-0	124	1	29	1

Receiving	No.	Yards	TD	Long
BROWN, Donald	5	32	0	19
MOORE, Kashif	3	26	0	14
BUTLER, Darius	2	40	0	29
BROUSE, Steve	1	18	0	18
SHERMAN, Antho.	1	5	0	5
DAVIS, Anthony	1	3	1	3
Totals	13	124	1	29

Punting	No.	Yds	Avg	Long	In20	TB
CULLEN, Desi	2	62	31.0	33	2	0
Totals	2	62	31.0	33	2	0

Returns	Punt			Kickoff			Intercept		
	No	Yds	Lg	No	Yds	Lg	No	Yds	Lg
BUTLER, Darius	0	0	0	2	49	26	0	0	0
WILSON, Lawr.	0	0	0	0	0	0	1	14	14
MARCK, C.J.	0	0	0	0	0	0	1	0	0
Totals	0	0	0	2	49	26	2	14	14

Field goals	Qtr	Time	Dist	Result
CIARAVINO, Tony	4th	13:20	29 yards	Good

Kickoffs	No.	Yards	Avg	TB	OB
CULLEN, Desi	8	508	63.5	0	0

All-purpose	Run	Rcv	KR	PR	IR	Total
BROWN, Donald	206	32	0	0	0	238
BUTLER, Darius	13	40	49	0	0	102
TODMAN, Jordan	81	0	0	0	0	81
LORENZEN, Tyler	52	0	0	0	0	52

FUMBLES: UVA-Marc Verica 1-0. CONNECTICUT-None.

Defensive Statistics (Final)
2008 Connecticut Football
UVA vs CONNECTICUT (Sep 13, 2008 at East Hartford, CT)

##	UVA	Solo	Ast	Total	Sacks-Yds	TFL-Yds	FF	FR-Yds	Int-Yds	BrUp	Blks	QBH
54	Jon Copper	4	5	9	-	-	-	-	-	-	-	-
17	Brandon Woods	3	5	8	-	-	-	-	-	-	-	-
22	Byron Glaspy	3	4	7	-	1.0-3	-	-	-	-	-	-
93	Alex Field	3	4	7	0.5-1	0.5-1	-	-	-	-	-	-
58	Antonio Appleby	3	3	6	-	2.0-4	-	-	-	-	-	-
51	Clint Sintim	2	3	5	-	-	-	-	-	-	-	-
4	Vic Hall	2	3	5	-	-	-	-	-	-	-	-
94	Matt Conrath	2	2	4	0.5-1	2.5-5	-	-	-	-	-	-
43	Mike Parker	2	2	4	-	-	-	-	-	-	-	-
45	Denzel Burrell	1	3	4	-	-	-	-	-	-	-	-
19	Ras-I Dowling	2	1	3	-	-	-	-	-	-	-	-
13	C. Minnifield	2	1	3	-	-	-	-	-	-	-	-
96	Nick Jenkins	1	2	3	-	-	-	-	-	-	-	-
98	Nate Collins	1	2	3	-	-	-	-	-	-	-	-
95	Kevin Crawford	1	2	3	-	1.0-1	-	-	-	-	-	-
56	Cam Johnson	0	2	2	-	-	-	-	-	-	-	-
76	Zak Stair	1	0	1	-	-	-	-	-	-	-	-
49	Darren Childs	0	1	1	-	-	-	-	-	-	-	-
1	Trey Womack	0	1	1	-	-	-	-	-	-	-	-
40	Corey Mosley	0	1	1	-	-	-	-	-	-	-	-
32	Keith Payne	0	1	1	-	-	-	-	-	-	-	-
Totals		33	48	81	1.0-2	7.0-14	0	0-0	0-0	0	0	0

##	CONNECTICUT	Solo	Ast	Total	Sacks-Yds	TFL-Yds	FF	FR-Yds	Int-Yds	BrUp	Blks	QBH
32	LUTRUS, Scott	4	2	6	-	-	-	-	-	-	-	-
36	DELESTON, Dahna	4	2	6	-	-	-	-	-	-	-	-
33	VAUGHN, Robert	4	1	5	-	-	-	-	-	-	-	-
6	HOWARD, Jasper	4	0	4	-	-	-	-	-	2	-	-
1	BUTLER, Darius	2	2	4	-	0.5-1	-	-	-	-	-	-
54	POLITO, Alex	0	4	4	-	-	-	-	-	-	-	-
50	BROWN, Cody	2	1	3	1.0-9	1.0-9	-	-	-	1	-	-
13	CULLEN, Desi	2	1	3	-	-	-	-	-	-	-	-
37	JEAN-LOUIS, Jo.	1	2	3	-	-	-	-	-	-	-	-
95	LLOYD, Greg	1	2	3	-	-	-	-	-	-	-	-
27	BAGSBY, Aaron	0	3	3	-	-	-	-	-	-	-	-
8	WILSON, Lawr.	2	0	2	-	-	-	-	1-14	1	-	-
18	BRYANT, Aaron	1	1	2	-	-	-	-	-	-	-	-
42	McCLAIN, Robert	1	1	2	-	-	-	-	-	1	-	-
30	EDWARDS, Matt	1	0	1	-	-	-	-	-	-	-	-
4	LORENZEN, Tyler	1	0	1	-	-	-	-	-	-	-	-
31	MARCK, C.J.	1	0	1	-	-	-	-	1-0	-	-	-
4A	MARTIN, Twyon	0	1	1	-	-	-	-	-	-	-	-
44	FREY, Robbie	0	1	1	-	-	-	-	-	-	-	-
65	LUNN, Rob	0	1	1	-	-	-	-	-	-	-	-
45	WILLIAMS, Jul.	0	1	1	-	0.5-2	-	-	-	-	-	-
Totals		31	26	57	1.0-9	2.0-12	0	0-0	2-14	5	0	0

Drive Chart (By Quarter) (Final)
2008 Connecticut Football
UVA vs CONNECTICUT (Sep 13, 2008 at East Hartford, CT)

Team	Qtr	Drive Started			Drive Ended			Consumed	
		Spot	Time	Obtained	Spot	Time	How lost	PI - Yds	TOP
UCONN	1st	C30	15:00	Kickoff	V00	08:44	*TOUCHDOWN	11 - 70	6:16
UVA		V20	08:44	Kickoff	V37	05:52	Punt	5 - 17	2:52
UCONN		C23	05:52	Punt	V00	13:48	*TOUCHDOWN	13 - 77	7:04
UVA	2nd	V37	13:48	Kickoff	V45	12:14	Punt	3 - 8	1:34
UCONN		C14	12:14	Punt	V00	10:00	*TOUCHDOWN	5 - 86	2:14
UVA		V34	10:00	Kickoff	C25	05:42	Downs	9 - 41	4:18
UCONN		C25	05:42	Downs	V00	01:42	*TOUCHDOWN	8 - 75	4:00
UVA		V07	01:42	Kickoff	V31	00:10	Punt	6 - 24	1:32
UCONN		C27	00:10	Punt	C26	00:00	End of half	1 - (1)	0:10
UVA	3rd	V26	15:00	Kickoff	C25	10:03	*FIELD GOAL	11 - 49	4:57
UCONN		C20	10:03	Kickoff	V41	06:20	Punt	7 - 39	3:43
UVA		V12	06:20	Punt	V20	04:14	Punt	3 - 8	2:06
UCONN		C37	04:14	Punt	V00	04:04	*TOUCHDOWN	1 - 63	0:10
UVA		V44	04:04	Kickoff	V44	03:47	Interception	1 - 0	0:17
UCONN		V40	03:47	Interception	V00	02:01	*TOUCHDOWN	4 - 40	1:46
UVA		V30	02:01	Kickoff	V30	01:31	Punt	3 - 0	0:30
UCONN		C37	01:31	Punt	V12	13:20	*FIELD GOAL	7 - 51	3:11
UVA	4th	C44	13:20	Kickoff	C00	10:24	*TOUCHDOWN	6 - 44	2:56
UCONN		C33	10:24	Kickoff	V45	04:01	Punt	9 - 22	6:23
UVA		V12	04:01	Punt	V40	01:40	Interception	6 - 28	2:21
UCONN		V44	01:40	Interception	V35	00:00	End of half	3 - 9	1:40

Participation Report (Final)
2008 Connecticut Football
UVA vs CONNECTICUT (Sep 13, 2008 at East Hartford, CT)

UVA

Pos	##	OFFENSE
WR	2J	Staton Jobe
WR	80	M. Covington
LT	75	Eugene Monroe
LG	76	Zak Stair
C	64	Jack Shields
RG	65	B.J. Cabbell
RT	61	Will Barker
TE	85	John Phillips
QB	6	Marc Verica
TB	37	Cedric Peerman
TE	83	Joe Torchia

Pos	##	DEFENSE
DE	93	Alex Field
DT	98	Nate Collins
DE	66	Danny Aiken
OLB	51	Clint Sintim
ILB	54	Jon Copper
ILB	58	Antonio Appleby
OLB	45	Denzel Burrell
CB	4	Vic Hall
S	22	Byron Glaspy
S	17	Brandon Woods
CB	43	Mike Parker

CONNECTICUT

Pos	##	OFFENSE
WR	29	EASLEY, Marcus
WR	82	MOORE, Kashif
LT	64	BEATTY, Will
LG	57	PETRUS, Moe
C	68	GRAY, Keith
RG	78	HURD, Zach
RT	79	HICKS, Mike
TE	90	BROUSE, Steve
QB	4	LORENZEN, Tyler
RB	34	BROWN, Donald
FB	49	SHERMAN, Antho.

Pos	##	DEFENSE
DE	45	WILLIAMS, Jul.
DT	65	LUNN, Rob
DT	54	POLITO, Alex
DE	50	BROWN, Cody
SLB	32	LUTRUS, Scott
MLB	95	LLOYD, Greg
WLB	8	WILSON, Lawr.
CB	1	BUTLER, Darius
S	33	VAUGHN, Robert
S	36	DELESTON, Dahna
CB	6	HOWARD, Jasper

UVA: 1-Trey Womack, 5-Mikell Simpson, 8-Jimmy Howell, 10-Y. Reyring, 13-C. Minnifield, 15-Scott Deke, 18-Kris Burd, 19-Ras-I Dowling, 20-Kevin Ogletree, 23-Dom Joseph, 26-Cary Koch, 27-Hall Simmons, 31-Rashawn Jackson, 32-Keith Payne, 34-Matt Leemhuis, 40-Corey Mosley, 44-Raynard Horne, 49-Darren Childs, 55-Jared Detrick, 56-Cam Johnson, 59-J-K Dolce, 63-Austin Pasztor, 67-Landon Bradley, 74-P. Siebonick, 81-Dontrelle Inman, 84-Jared Green, 87-Andrew Devlin, 90-Jason Fuller, 92-Zane Parr, 94-Matt Conrath, 95-Kevin Crawford, 96-Nick Jenkins.

CONNECTICUT: 3-KANUCH, Brad, 4A-MARTIN, Twyon, 10-ROBINSON, Greg, 12-ENDRES, Cody, 13-CULLEN, Desi, 14-HERNANDEZ, D.J., 17-ASHMEAD, Matt, 18-BRYANT, Aaron, 19-DABNEY, Kijuan, 20-BALTIMORE, Ter., 22-WYLIE, Kelm., 23-TODMAN, Jordan, 26-CAMPBELL, Mar., 27-BAGSBY, Aaron, 28-OMOKARO, Emm., 30-EDWARDS, Matt, 31-MARCK, C.J., 37-JEAN-LOUIS, Jo., 42-McCLAIN, Robert, 44-FREY, Robbie, 47-DAVIS, Anthony, 52-DILLON, Brandon, 66-OLIVIER, Math., 69-TONSING, Trey, 71-RYAN, Mike, 72-BENNETT, Jimmy, 73-RYAN, Dan, 80-SMITH, Michael, 84-APOSTOLAKOS, Y., 85-POLES, Kevin, 86-MOLINA, Alex, 87-GAULDEN, Ellis, 91-BEDARD, Martin, 92-SCHULTZ, Scott, 97-CIARAVINO, Tony, 99-REYES, Kendall.

Play-by-Play Summary (1st quarter)

UVA vs CONNECTICUT (Sep 13, 2008 at East Hartford, CT)

Virginia wins the toss and defers. UConn will receive and defend East.

1-10	UVA 30	UVA ball on UVA30, Y. Reyring kickoff 66 yards to the UCONN4, BUTLER, Darius return 26 yards to the UCONN30 (Ras-I Dowling).	
1-10	Uconn 30	BROWN, Donald rush for 7 yards to the UCONN37 (Byron Glaspy).	
2-3	Uconn 37	LORENZEN, Tyler pass complete to SHERMAN, Antho. for 5 yards to the UCONN42, 1ST DOWN UCONN (Mike Parker;Byron Glaspy).	P1
1-10	Uconn 42	TODMAN, Jordan rush for 5 yards to the UCONN47, out-of-bounds.	
2-5	Uconn 47	LORENZEN, Tyler rush for 13 yards to the UVA40, 1ST DOWN UCONN, out-of-bounds.	R2
1-10	UVA 40	LORENZEN, Tyler rush for 3 yards to the UVA37 (Nate Collins).	
2-7	UVA 37	BROWN, Donald rush for 5 yards to the UVA32 (Clint Sintim;Jon Copper).	
3-2	UVA 32	LORENZEN, Tyler rush for 9 yards to the UVA23, 1ST DOWN UCONN (Denzel Burrell).	R3
1-10	UVA 23	LORENZEN, Tyler pass complete to BROWN, Donald for 8 yards to the UVA15 (Vic Hall;Brandon Woods).	
2-2	UVA 15	BROWN, Donald rush for 4 yards to the UVA11, 1ST DOWN UCONN (Clint Sintim;Mike Parker).	R4
1-10	UVA 11	LORENZEN, Tyler pass complete to MOORE, Kashif for 8 yards to the UVA3 (Byron Glaspy;Brandon Woods).	
2-2	UVA 03	BROWN, Donald rush for 3 yards to the UVA0, 1ST DOWN UCONN, TOUCHDOWN, clock 08:44.	R5
1-G	UVA 03	CIARAVINO, Tony kick attempt good.	

CONNECTICUT 7, UVA 0

11 plays, 70 yards, 6:16

CULLEN, Desi kickoff 65 yards to the UVA5, Kevin Ogletree return 15 yards to the UVA20 (EDWARDS, Matt).

UVA drive start at 08:44.

1-10	UVA 20	Marc Verica pass complete to John Phillips for 9 yards to the UVA29 (DELESTON, Dahna).	
2-1	UVA 29	Marc Verica pass complete to M. Covington for 3 yards to the UVA32, 1ST DOWN UVA (BUTLER, Darius).	P1
1-10	UVA 32	Marc Verica pass complete to Kevin Ogletree for 5 yards to the UVA37 (HOWARD, Jasper).	
2-5	UVA 37	Marc Verica pass incomplete (BROWN, Cody).	
3-5	UVA 37	Marc Verica pass complete to Cedric Peerman for no gain to the UVA37 (BROWN, Cody).	
4-5	UVA 37	Jimmy Howell punt 40 yards to the UCONN23, fair catch by HOWARD, Jasper.	

5 plays, 17 yards, 2:52

CONNECTICUT drive start at 05:52.

1-10	Uconn 23	LORENZEN, Tyler pass complete to BROWN, Donald for 3 yards to the UCONN26.	
2-7	Uconn 26	BROWN, Donald rush for 1 yard to the UCONN27 (Denzel Burrell;Nick Jenkins).	
3-6	Uconn 27	LORENZEN, Tyler pass complete to BUTLER, Darius for 11 yards to the UCONN38, 1ST DOWN UCONN (Vic Hall).	P6
1-10	Uconn 38	TODMAN, Jordan rush for 2 yards to the UCONN40 (Denzel Burrell;Antonio Appleby).	
2-8	Uconn 40	LORENZEN, Tyler rush for 9 yards to the UCONN49, 1ST DOWN UCONN.	R7
1-10	Uconn 49	BROWN, Donald rush for 5 yards to the UVA46 (Brandon Woods).	
2-5	UVA 46	LORENZEN, Tyler rush for 8 yards to the UVA38, 1ST DOWN UCONN (Nick Jenkins;Brandon Woods).	R8
1-10	UVA 38	BROWN, Donald rush for 5 yards to the UVA33 (Jon Copper;Kevin Crawford).	
2-5	UVA 33	LORENZEN, Tyler pass complete to BROUSE, Steve for 18 yards to the UVA15, 1ST DOWN UCONN, out-of-bounds (Mike Parker).	P9
1-10	UVA 15	BROWN, Donald rush for 6 yards to the UVA9 (Brandon Woods;Denzel Burrell).	

END OF 1st QUARTER: CONNECTICUT 7, UVA 0

Quarter Summary	Score	Time Poss	1st Downs				Conversions		Rushing	Passing	Penalties
			R	P	X	T	3rd	4th			
UVA	0	02:52	0	1	0	1	0-1	0-0	0-0	4-5-0-17	0-0
CONNECTICUT	7	12:08	6	3	0	9	1-1	0-0	15-85	6-6-0-53	0-0

Quickie Statistics (1st quarter)
UVA vs CONNECTICUT (Sep 13, 2008 at East Hartford, CT)

	UVA	UCONN
Score	0	7
FIRST DOWNS	1	9
RUSHES-YARDS (NET)	0-0	15-85
PASSING YDS (NET)	17	53
Passes Att-Comp-Int	5-4-0	6-6-0
TOTAL OFFENSE PLAYS-YARDS	5-17	21-138
Fumble Returns-Yards	0-0	0-0
Punt Returns-Yards	0-0	0-0
Kickoff Returns-Yards	1-15	1-26
Interception Returns-Yards	0-0	0-0
Punts (Number-Avg)	1-40.0	0-0.0
Fumbles-Lost	0-0	0-0
Penalties-Yards	0-0	0-0
Possession Time	02:52	12:08
Third-Down Conversions	0 of 1	2 of 2
Fourth-Down Conversions	0 of 0	0 of 0
Red-Zone Scores-Chances	0-0	1-2

UVA

Rushing **No. Gain Loss Net TD Lg Avg**

Passing	C-A-I	Yds	TD	Long	Sack
Marc Verica	4-5-0	17	0	9	0

Receiving **No. Yards TD Long**

John Phillips	1	9	0	9
Kevin Ogletree	1	5	0	5
M. Covington	1	3	0	3
Cedric Peerman	1	0	0	0

Punting **No. Yds Avg Long In20 TB**

Jimmy Howell	1	40	40.0	40	0	0
--------------	---	----	------	----	---	---

Punt Returns **No. Yards TD Long**

Kick Returns	No.	Yards	TD	Long
Kevin Ogletree	1	15	0	15

Tackles **UA-A Total Sacks TFL**

Brandon Woods	1-4	5	0.0	0.0
Denzel Burrell	1-3	4	0.0	0.0
Byron Glaspy	1-2	3	0.0	0.0
Mike Parker	1-2	3	0.0	0.0

CONNECTICUT

Rushing **No. Gain Loss Net TD Lg Avg**

LORENZEN, Tyler	5	42	0	42	0	13	8.4
BROWN, Donald	8	36	0	36	1	7	4.5
TODMAN, Jordan	2	7	0	7	0	5	3.5

Passing	C-A-I	Yds	TD	Long	Sack
LORENZEN, Tyler	6-6-0	53	0	18	0

Receiving **No. Yards TD Long**

BROWN, Donald	2	11	0	8
BROUSE, Steve	1	18	0	18
BUTLER, Darius	1	11	0	11
MOORE, Kashif	1	8	0	8

Punting **No. Yds Avg Long In20 TB**

Punt Returns **No. Yards TD Long**

Kick Returns	No.	Yards	TD	Long
BUTLER, Darius	1	26	0	26

Tackles **UA-A Total Sacks TFL**

BUTLER, Darius	1-0	1	0.0	0.0
BROWN, Cody	1-0	1	0.0	0.0
HOWARD, Jasper	1-0	1	0.0	0.0
EDWARDS, Matt	1-0	1	0.0	0.0

Qtr	Time	Scoring Play	V-H
1st	08:44	UCONN - BROWN, Donald 3 yd run (CIARAVINO, Tony kick), 11-70 6:16	0 - 7

Play-by-Play Summary (2nd quarter)
UVA vs CONNECTICUT (Sep 13, 2008 at East Hartford, CT)

2-4 UVA 09 Start of 2nd quarter, clock 15:00.
 2-4 UVA 09 LORENZEN, Tyler pass complete to MOORE, Kashif for 4 yards to the UVA5, 1ST DOWN UCONN, out-of-bounds (Mike Parker) P10
 1-G UVA 05 BROWN, Donald rush for 2 yards to the UVA3 (Jon Copper;Corey Mosley).
 2-G UVA 03 LORENZEN, Tyler pass complete to DAVIS, Anthony for 3 yards to the UVA0, TOUCHDOWN, clock 13:48.
 1-G UVA 03 CIARAVINO, Tony kick attempt good.

CONNECTICUT 14, UVA 0

13 plays, 77 yards, 7:04

CULLEN, Desi kickoff 67 yards to the UVA3, Cedric Peerman return 34 yards to the UVA37, out-of-bounds (JEAN-LOUIS, Jo.).

UVA drive start at 13:48.

1-10 UVA 37 Cedric Peerman rush for 3 yards to the UVA40 (POLITO, Alex;VAUGHN, Robert).
 2-7 UVA 40 Marc Verica pass complete to Cedric Peerman for 5 yards to the UVA45 (HOWARD, Jasper).
 3-2 UVA 45 Marc Verica pass incomplete to Cary Koch.
 4-2 UVA 45 Jimmy Howell punt 41 yards to the UCONN14, fair catch by HOWARD, Jasper.

3 plays, 8 yards, 1:34

CONNECTICUT drive start at 12:14.

1-10 Uconn 14 BROWN, Donald rush for 63 yards to the UVA23, 1ST DOWN UCONN (Ras-I Dowling) R11
 1-10 UVA 23 BROWN, Donald rush for loss of 3 yards to the UVA26, out-of-bounds (Byron Glaspy).
 2-13 UVA 26 LORENZEN, Tyler pass complete to MOORE, Kashif for 14 yards to the UVA12, 1ST DOWN UCONN, out-of-bounds (Brandon Woods) P12
 1-10 UVA 12 BROWN, Donald rush for loss of 1 yard to the UVA13 (Antonio Appleby).
 2-11 UVA 13 BUTLER, Darius rush for 13 yards to the UVA0, 1ST DOWN UCONN, TOUCHDOWN, clock 10:00. R13
 1-G UVA 03 CIARAVINO, Tony kick attempt good.

CONNECTICUT 21, UVA 0

5 plays, 86 yards, 2:14

CULLEN, Desi kickoff 62 yards to the UVA8, Kevin Ogletree return 26 yards to the UVA34, out-of-bounds (CULLEN, Desi).

UVA drive start at 10:00.

1-10 UVA 34 Mikell Simpson rush for 2 yards to the UVA36 (LUTRUS, Scott).
 2-8 UVA 36 Marc Verica pass complete to Kevin Ogletree for 15 yards to the UCONN49, 1ST DOWN UVA (McCLAIN, Robert) P2
 1-10 Uconn 49 Marc Verica pass incomplete to Mikell Simpson.

Verica under heavy pressure by J. Williams

2-10 Uconn 49 Marc Verica pass complete to Kris Burd for 6 yards to the UCONN43 (WILSON, Lawr.).
 3-4 Uconn 43 Marc Verica pass complete to Kevin Ogletree for 9 yards to the UCONN34, 1ST DOWN UVA (LORENZEN, Tyler) P3
 1-10 Uconn 34 Mikell Simpson rush for no gain to the UCONN34, out-of-bounds (BUTLER, Darius).
 2-10 Uconn 34 Marc Verica pass complete to Cary Koch for 4 yards to the UCONN30 (LUTRUS, Scott).
 3-6 Uconn 30 Marc Verica pass complete to Cary Koch for 5 yards to the UCONN25 (LUTRUS, Scott;McCLAIN, Robert).
 4-1 Uconn 25 Timeout CONNECTICUT, clock 05:50.
 4-1 Uconn 25 Marc Verica pass incomplete to Mikell Simpson (McCLAIN, Robert).

9 plays, 41 yards, 4:18

CONNECTICUT drive start at 05:42.

1-10 Uconn 25 BROWN, Donald rush for 5 yards to the UCONN30 (Jon Copper).
 2-5 Uconn 30 LORENZEN, Tyler rush for 1 yard to the UCONN31 (Alex Field).
 3-4 Uconn 31 Timeout CONNECTICUT, clock 04:22.
 3-4 Uconn 31 LORENZEN, Tyler pass complete to BUTLER, Darius for 29 yards to the UVA40, 1ST DOWN UCONN (C. Minnifield) P14
 1-10 UVA 40 LORENZEN, Tyler rush for 10 yards to the UVA30, 1ST DOWN UCONN (Nick Jenkins) R15
 1-10 UVA 30 LORENZEN, Tyler rush for 1 yard to the UVA29, out-of-bounds.
 2-9 UVA 29 LORENZEN, Tyler pass complete to BROWN, Donald for 19 yards to the UVA10, 1ST DOWN UCONN, out-of-bounds (Alex Field) P16
 1-G UVA 10 Timeout UVA, clock 02:22.
 1-G UVA 10 BROWN, Donald rush for 2 yards to the UVA8 (Brandon Woods;Jon Copper).
 2-G UVA 08 BROWN, Donald rush for 8 yards to the UVA0, TOUCHDOWN, clock 01:42.
 1-G UVA 03 CIARAVINO, Tony kick attempt good.

CONNECTICUT 28, UVA 0

8 plays, 75 yards, 4:00

CULLEN, Desi kickoff 69 yards to the UVA1, Cedric Peerman return 13 yards to the UVA14 (BAGSBY, Aaron;DELESTON, Dahna), PENALTY UVA holding (Rashawn Jackson) 7 yards to the UVA7, 1st and 10, UVA ball on UVA7.

UVA drive start at 01:42.

1-10 UVA 07 Mikell Simpson rush for 4 yards to the UVA11 (LLOYD, Greg).
 2-6 UVA 11 Marc Verica pass complete to Kevin Ogletree for 8 yards to the UVA19, 1ST DOWN UVA. P4
 1-10 UVA 19 Marc Verica pass complete to Cary Koch for 13 yards to the UVA32, 1ST DOWN UVA (HOWARD, Jasper) P5

Play-by-Play Summary (2nd quarter)
UVA vs CONNECTICUT (Sep 13, 2008 at East Hartford, CT)

- 1-10 UVA 32 Marc Verica pass complete to Kevin Ogletree for loss of 3 yards to the UVA29 (WILLIAMS, Jul.;BUTLER, Darius).
 2-13 UVA 29 Timeout UVA, clock 00:30.
 2-13 UVA 29 Marc Verica pass complete to Mikell Simpson for 2 yards to the UVA31, out-of-bounds (MARCK, C.J.).
 3-11 UVA 31 Marc Verica pass incomplete to John Phillips.
 4-11 UVA 31 Jimmy Howell punt 42 yards to the UCONN27, out-of-bounds.
6 plays, 24 yards, 1:32

CONNECTICUT drive start at 00:10.

- 1-10 Uconn 27 TEAM rush for loss of 1 yard to the UCONN26.
 End of half, clock 00:00.

1 play, minus 1 yard, 0:10

Quarter Summary	Score	Time Poss	1st Downs				Conversions		Rushing	Passing	Penalties
			R	P	X	T	3rd	4th			
UVA	0	07:24	0	1	0	1	0-1	0-0	0-0	4-5-0-17	0-0
CONNECTICUT	21	07:36	6	3	0	9	2-2	0-0	15-85	6-6-0-53	0-0

Quickie Statistics (Halftime)
UVA vs CONNECTICUT (Sep 13, 2008 at East Hartford, CT)

	UVA	UCONN
Score	0	28
FIRST DOWNS	5	16
RUSHES-YARDS (NET)	4-9	27-185
PASSING YDS (NET)	81	122
Passes Att-Comp-Int	19-14-0	11-11-0
TOTAL OFFENSE PLAYS-YARDS	23-90	38-307
Fumble Returns-Yards	0-0	0-0
Punt Returns-Yards	0-0	0-0
Kickoff Returns-Yards	4-88	1-26
Interception Returns-Yards	0-0	0-0
Punts (Number-Avg)	3-41.0	0-0.0
Fumbles-Lost	0-0	0-0
Penalties-Yards	1-7	0-0
Possession Time	10:16	19:44
Third-Down Conversions	1 of 5	3 of 3
Fourth-Down Conversions	0 of 1	0 of 0
Red-Zone Scores-Chances	0-0	4-4

UVA

Rushing	No.	Gain	Loss	Net	TD	Lg	Avg
Mikell Simpson	3	6	0	6	0	4	2.0
Cedric Peerman	1	3	0	3	0	3	3.0

Passing	C-A-I	Yds	TD	Long	Sack
Marc Verica	14-19-0	81	0	15	0

Receiving	No.	Yards	TD	Long
Kevin Ogletree	5	34	0	15
Cary Koch	3	22	0	13
Cedric Peerman	2	5	0	5
John Phillips	1	9	0	9

Punting	No.	Yds	Avg	Long	In20	TB
Jimmy Howell	3	123	41.0	42	1	0

Punt Returns	No.	Yards	TD	Long

Kick Returns	No.	Yards	TD	Long
Cedric Peerman	2	47	0	34
Kevin Ogletree	2	41	0	26

Tackles	UA-A	Total	Sacks	TFL
Brandon Woods	2-5	7	0.0	0.0
Jon Copper	1-4	5	0.0	0.0
Byron Glaspy	2-2	4	0.0	1.0
Mike Parker	2-2	4	0.0	0.0

CONNECTICUT

Rushing	No.	Gain	Loss	Net	TD	Lg	Avg
BROWN, Donald	15	116	4	112	2	63	7.5
LORENZEN, Tyler	8	54	0	54	0	13	6.8
BUTLER, Darius	1	13	0	13	1	13	13.0
TODMAN, Jordan	2	7	0	7	0	5	3.5

Passing	C-A-I	Yds	TD	Long	Sack
LORENZEN, Tyler	11-11-0	122	1	29	0

Receiving	No.	Yards	TD	Long
BROWN, Donald	3	30	0	19
MOORE, Kashif	3	26	0	14
BUTLER, Darius	2	40	0	29
BROUSE, Steve	1	18	0	18

Punting	No.	Yds	Avg	Long	In20	TB

Punt Returns	No.	Yards	TD	Long

Kick Returns	No.	Yards	TD	Long
BUTLER, Darius	1	26	0	26

Tackles	UA-A	Total	Sacks	TFL
HOWARD, Jasper	3-0	3	0.0	0.0
LUTRUS, Scott	2-1	3	0.0	0.0
BUTLER, Darius	2-1	3	0.0	0.5
McCLAIN, Robert	1-1	2	0.0	0.0

Qtr	Time	Scoring Play	V-H
1st	08:44	UCONN - BROWN, Donald 3 yd run (CIARAVINO, Tony kick), 11-70 6:16	0 - 7
2nd	13:48	UCONN - DAVIS, Anthony 3 yd pass from LORENZEN, Tyler (CIARAVINO, Tony kick), 13-77 7:04	0 - 14
	10:00	UCONN - BUTLER, Darius 13 yd run (CIARAVINO, Tony kick), 5-86 2:14	0 - 21
	01:42	UCONN - BROWN, Donald 8 yd run (CIARAVINO, Tony kick), 8-75 4:00	0 - 28

Play-by-Play Summary (3rd quarter)
UVA vs CONNECTICUT (Sep 13, 2008 at East Hartford, CT)

Start of 3rd quarter, clock 15:00, UCONN ball on UCONN30.
 CULLEN, Desi kickoff 58 yards to the UVA12, Cedric Peerman return 14 yards to the UVA26, out-of-bounds (CULLEN, Desi).

UVA drive start at 15:00.

1-10	UVA 26	Marc Verica pass incomplete to Kevin Ogletree.	
2-10	UVA 26	Marc Verica pass complete to Kris Burd for 6 yards to the UVA32, out-of-bounds (DELESTON, Dahna).	
3-4	UVA 32	Marc Verica pass complete to John Phillips for 8 yards to the UVA40, 1ST DOWN UVA (DELESTON, Dahna).	P6
1-10	UVA 40	Marc Verica pass complete to Kevin Ogletree for 3 yards to the UVA43 (DELESTON, Dahna).	
2-7	UVA 43	Marc Verica pass complete to Cedric Peerman for 14 yards to the UCONN43, 1ST DOWN UVA (VAUGHN, Robert).	P7
1-10	Uconn 43	Marc Verica pass complete to Staton Jobe for 17 yards to the UCONN26, 1ST DOWN UVA (VAUGHN, Robert).	P8
1-10	Uconn 26	Marc Verica pass complete to Kevin Ogletree for 21 yards to the UCONN5, 1ST DOWN UVA (VAUGHN, Robert).	P9
1-G	Uconn 05	Marc Verica rush for no gain to the UCONN5, fumble by Marc Verica recovered by UVA Marc Verica at UCONN11.	
2-G	Uconn 11	Marc Verica sacked for loss of 9 yards to the UCONN20 (BROWN, Cody).	
3-G	Uconn 20	PENALTY UVA delay of game 5 yards to the UCONN25.	
3-G	Uconn 25	Marc Verica pass incomplete to Kevin Ogletree (HOWARD, Jasper).	
4-G	Uconn 25	Y. Reyring field goal attempt from 43 GOOD, clock 10:03.	

CONNECTICUT 28, UVA 3

11 plays, 49 yards, 4:57

Y. Reyring kickoff 70 yards to the UCONN0, touchback.

CONNECTICUT drive start at 10:03.

1-10	Uconn 20	LORENZEN, Tyler rush for no gain to the UCONN20 (Alex Field;Matt Conrath).	
2-10	Uconn 20	LORENZEN, Tyler pass incomplete to DAVIS, Anthony.	
3-10	Uconn 20	LORENZEN, Tyler pass complete to BROWN, Donald for 2 yards to the UCONN22, out-of-bounds (Vic Hall).	
4-8	Uconn 22	CULLEN, Desi punt 39 yards to the UVA39, Vic Hall return to the UVA45 (LUTRUS, Scott;CAMPBELL, Mar.), PENALTY UVA roughing the kicker (Kris Burd) 15 yards to the UCONN37, 1ST DOWN UCONN, NO PLAY.	X17
1-10	Uconn 37	BROWN, Donald rush for 25 yards to the UVA38, 1ST DOWN UCONN (Brandon Woods).	R18
1-10	UVA 38	BROWN, Donald rush for loss of 1 yard to the UVA39 (Matt Conrath).	
2-11	UVA 39	LORENZEN, Tyler sacked for loss of 2 yards to the UVA41 (Matt Conrath;Alex Field).	
3-13	UVA 41	LORENZEN, Tyler pass complete to BROWN, Donald for no gain to the UVA41 (C. Minnifield).	
4-13	UVA 41	CULLEN, Desi punt 29 yards to the UVA12, downed.	

7 plays, 39 yards, 3:43

UVA drive start at 06:20.

1-10	UVA 12	Mikell Simpson rush for no gain to the UVA12 (POLITO, Alex;BROWN, Cody).	
2-10	UVA 12	Marc Verica pass complete to Mikell Simpson for no gain to the UVA12 (LUTRUS, Scott).	
3-10	UVA 12	Marc Verica pass complete to Rashawn Jackson for 8 yards to the UVA20 (LUTRUS, Scott;POLITO, Alex).	
4-2	UVA 20	Jimmy Howell punt 43 yards to the UCONN37, fair catch by HOWARD, Jasper.	

3 plays, 8 yards, 2:06

CONNECTICUT drive start at 04:14.

1-10	Uconn 37	BROWN, Donald rush for 63 yards to the UVA0, 1ST DOWN UCONN, TOUCHDOWN, clock 04:04.	R19
1-G	UVA 03	CIARAVINO, Tony kick attempt good.	

CONNECTICUT 35, UVA 3

1 play, 63 yards, 0:10

CULLEN, Desi kickoff 61 yards to the UVA9, Kevin Ogletree return 35 yards to the UVA44, out-of-bounds (FREY, Robbie;CULLEN, Desi).

UVA drive start at 04:04.

1-10	UVA 44	Marc Verica pass intercepted by WILSON, Lawr. at the UCONN46, WILSON, Lawr. return 14 yards to the UVA40 (Zak Stair).	
------	--------	---	--

1 play, 0 yards, 0:17

CONNECTICUT drive start at 03:47.

1-10	UVA 40	BROWN, Donald rush for 6 yards to the UVA34 (Alex Field;Vic Hall).	
2-4	UVA 34	TODMAN, Jordan rush for 4 yards to the UVA30, 1ST DOWN UCONN, out-of-bounds (Clint Sintim), PENALTY UVA personal foul (Clint Sintim) 15 yards to the UVA15, 1ST DOWN UCONN.	X21
1-10	UVA 15	1st and 10.	
1-10	UVA 15	BROWN, Donald rush for 1 yard to the UVA14 (Clint Sintim).	
2-9	UVA 14	TODMAN, Jordan rush for 14 yards to the UVA0, 1ST DOWN UCONN, TOUCHDOWN, clock 02:01.	R22
1-G	UVA 03	CIARAVINO, Tony kick attempt good.	

CONNECTICUT 42, UVA 3

4 plays, 40 yards, 1:46

CULLEN, Desi kickoff 56 yards to the UVA14, Kevin Ogletree return 16 yards to the UVA30 (LUTRUS, Scott).

Play-by-Play Summary (3rd quarter)

UVA vs CONNECTICUT (Sep 13, 2008 at East Hartford, CT)

UVA drive start at 02:01.

1-10 UVA 30 Scott Deke pass incomplete to M. Covington.

Now in at QB Deke.

2-10 UVA 30 Scott Deke pass incomplete to Kevin Ogletree (HOWARD, Jasper).

3-10 UVA 30 Scott Deke pass incomplete (WILSON, Lawr.).

4-10 UVA 30 Jimmy Howell punt 33 yards to the UCONN37, fair catch by HOWARD, Jasper.

3 plays, 0 yards, 0:30

CONNECTICUT drive start at 01:31.

1-10 Uconn 37 TODMAN, Jordan rush for 3 yards to the UCONN40 (Alex Field).

2-7 Uconn 40 TODMAN, Jordan rush for 2 yards to the UCONN42 (Jon Copper).

3-5 Uconn 42 TODMAN, Jordan rush for 48 yards to the UVA10, 1ST DOWN UCONN (Vic Hall;Byron Glaspy).

R23

END OF 3rd QUARTER: CONNECTICUT 42, UVA 3

Quarter Summary	Score	Time Poss	1st Downs				Conversions		Rushing	Passing	Penalties
			R	P	X	T	3rd	4th			
UVA	3	07:50	0	4	0	4	1-4	0-0	3-(-15)	8-14-1-77	3-35
CONNECTICUT	14	07:10	5	0	2	7	0-2	0-0	12-163	2-3-0-2	0-0

Quickie Statistics (3rd quarter)
UVA vs CONNECTICUT (Sep 13, 2008 at East Hartford, CT)

	UVA	UCONN
Score	3	42
FIRST DOWNS	9	23
RUSHES-YARDS (NET)	7--6	39-348
PASSING YDS (NET)	158	124
Passes Att-Comp-Int	33-22-1	14-13-0
TOTAL OFFENSE PLAYS-YARDS	40-152	53-472
Fumble Returns-Yards	0-0	0-0
Punt Returns-Yards	0-0	0-0
Kickoff Returns-Yards	7-153	1-26
Interception Returns-Yards	0-0	1-14
Punts (Number-Avg)	5-39.8	1-29.0
Fumbles-Lost	1-0	0-0
Penalties-Yards	4-42	0-0
Possession Time	18:06	26:54
Third-Down Conversions	2 of 9	4 of 6
Fourth-Down Conversions	0 of 1	0 of 0
Red-Zone Scores-Chances	1-1	5-5

UVA

Rushing	No.	Gain	Loss	Net	TD	Lg	Avg
Mikell Simpson	4	6	0	6	0	4	1.5
Cedric Peerman	1	3	0	3	0	3	3.0
Marc Verica	2	0	15	-15	0	0	-7.5

Passing	C-A-I	Yds	TD	Long	Sack
Marc Verica	22-30-1	158	0	21	1
Scott Deke	0-3-0	0	0	0	0

Receiving	No.	Yards	TD	Long
Kevin Ogletree	7	58	0	21
Cary Koch	3	22	0	13
Cedric Peerman	3	19	0	14
John Phillips	2	17	0	9

Punting	No.	Yds	Avg	Long	In20	TB
Jimmy Howell	5	199	39.8	43	1	0

Punt Returns	No.	Yards	TD	Long

Kick Returns	No.	Yards	TD	Long
Kevin Ogletree	4	92	0	35
Cedric Peerman	3	61	0	34

Tackles	UA-A	Total	Sacks	TFL
Brandon Woods	3-5	8	0.0	0.0
Alex Field	3-3	6	0.5	0.5
Jon Copper	2-4	6	0.0	0.0
Vic Hall	2-3	5	0.0	0.0

CONNECTICUT

Rushing	No.	Gain	Loss	Net	TD	Lg	Avg
BROWN, Donald	20	211	5	206	3	63	10.3
TODMAN, Jordan	7	78	0	78	1	48	11.1
LORENZEN, Tyler	10	54	2	52	0	13	5.2
BUTLER, Darius	1	13	0	13	1	13	13.0

Passing	C-A-I	Yds	TD	Long	Sack
LORENZEN, Tyler	13-14-0	124	1	29	1

Receiving	No.	Yards	TD	Long
BROWN, Donald	5	32	0	19
MOORE, Kashif	3	26	0	14
BUTLER, Darius	2	40	0	29
BROUSE, Steve	1	18	0	18

Punting	No.	Yds	Avg	Long	In20	TB
CULLEN, Desi	1	29	29.0	29	1	0

Punt Returns	No.	Yards	TD	Long

Kick Returns	No.	Yards	TD	Long
BUTLER, Darius	1	26	0	26

Tackles	UA-A	Total	Sacks	TFL
LUTRUS, Scott	4-2	6	0.0	0.0
DELESTON, Dahna	4-1	5	0.0	0.0
VAUGHN, Robert	3-1	4	0.0	0.0
HOWARD, Jasper	3-0	3	0.0	0.0

Qtr	Time	Scoring Play	V-H
1st	08:44	UCONN - BROWN, Donald 3 yd run (CIARAVINO, Tony kick), 11-70 6:16	0 - 7
2nd	13:48	UCONN - DAVIS, Anthony 3 yd pass from LORENZEN, Tyler (CIARAVINO, Tony kick), 13-77 7:04	0 - 14
	10:00	UCONN - BUTLER, Darius 13 yd run (CIARAVINO, Tony kick), 5-86 2:14	0 - 21
	01:42	UCONN - BROWN, Donald 8 yd run (CIARAVINO, Tony kick), 8-75 4:00	0 - 28
3rd	10:03	UVA - Y. Reyerling 43 yd field goal, 11-49 4:57	3 - 28
	04:04	UCONN - BROWN, Donald 63 yd run (CIARAVINO, Tony kick), 1-63 0:10	3 - 35
	02:01	UCONN - TODMAN, Jordan 14 yd run (CIARAVINO, Tony kick), 4-40 1:46	3 - 42

Play-by-Play Summary (4th quarter)

UVA vs CONNECTICUT (Sep 13, 2008 at East Hartford, CT)

1-G UVA 10 Start of 4th quarter, clock 15:00.
 1-G UVA 10 TODMAN, Jordan rush for loss of 3 yards to the UVA13 (Antonio Appleby).
 2-G UVA 13 TODMAN, Jordan rush for 1 yard to the UVA12 (Jon Copper).
 3-G UVA 12 LORENZEN, Tyler pass incomplete to MOORE, Kashif.
 4-G UVA 12 CIARAVINO, Tony field goal attempt from 29 GOOD, clock 13:20.

CONNECTICUT 45, UVA 3

7 plays, 51 yards, 3:11

CULLEN, Desi kickoff 70 yards to the UVA0, C. Minnifield return 56 yards to the UCONN44, out-of-bounds (HOWARD, Jasper).

UVA drive start at 13:20.

1-10 Uconn 44 Scott Deke pass complete to John Phillips for 7 yards to the UCONN37, out-of-bounds (LLOYD, Greg;BUTLER, Darius).
 2-3 Uconn 37 Mikell Simpson rush for 13 yards to the UCONN24, 1ST DOWN UVA (LLOYD, Greg;DELESTON, Dahna). R10
 1-10 Uconn 24 Kevin Ogletree rush for 2 yards to the UCONN22 (VAUGHN, Robert).
 2-8 Uconn 22 Mikell Simpson rush for 4 yards to the UCONN18 (POLITO, Alex;LUNN, Rob).
 3-4 Uconn 18 Scott Deke pass incomplete to Dontrelle Inman, PENALTY UCONN pass interference 5 yards to the UCONN13, 1ST DOWN UVA, NO PLAY. X11
 1-10 Uconn 13 Scott Deke rush for 12 yards to the UCONN1, 1ST DOWN UVA, out-of-bounds (WILSON, Lawr.). R12
 1-G Uconn 01 Cedric Peerman rush for 1 yard to the UCONN0, TOUCHDOWN, clock 10:24.
 1-G Uconn 03 Y. Reyerer kick attempt good, PENALTY UCONN offside declined.

CONNECTICUT 45, UVA 10

6 plays, 44 yards, 2:56

Y. Reyerer kickoff 60 yards to the UCONN10, BUTLER, Darius return 23 yards to the UCONN33 (Ras-I Dowling;Keith Payne).

CONNECTICUT drive start at 10:24.

1-10 Uconn 33 TODMAN, Jordan rush for 7 yards to the UCONN40 (Trey Womack;Byron Gaspy).
Now at QB, Endress
 2-3 Uconn 40 TODMAN, Jordan rush for no gain to the UCONN40 (Antonio Appleby).
 3-3 Uconn 40 FREY, Robbie rush for 3 yards to the UCONN43, 1ST DOWN UCONN (C. Minnifield;Jon Copper). R24
 1-10 Uconn 43 TODMAN, Jordan rush for loss of 3 yards to the UCONN40, out-of-bounds (Matt Conrath).
 2-13 Uconn 40 TODMAN, Jordan rush for 1 yard to the UCONN41 (Byron Gaspy).
 3-12 Uconn 41 FREY, Robbie rush for 13 yards to the UVA46, 1ST DOWN UCONN (Jon Copper). R25
 1-10 UVA 46 FREY, Robbie rush for 3 yards to the UVA43 (Nate Collins;Antonio Appleby).
 2-7 UVA 43 FREY, Robbie rush for no gain to the UVA43 (Nate Collins;Cam Johnson).
 3-7 UVA 43 FREY, Robbie rush for 3 yards to the UVA40 (Antonio Appleby;Alex Field).
 4-4 UVA 40 PENALTY UCONN delay of game 5 yards to the UVA45.
 4-9 UVA 45 CULLEN, Desi punt 33 yards to the UVA12, downed.
9 plays, 22 yards, 6:23

UVA drive start at 04:01.

1-10 UVA 12 Scott Deke pass incomplete to Dontrelle Inman.
 2-10 UVA 12 Scott Deke pass complete to Raynard Horne for 14 yards to the UVA26, 1ST DOWN UVA (BAGSBY, Aaron;MARTIN, Twyon). P13
 1-10 UVA 26 Raynard Horne rush for no gain to the UVA26 (BRYANT, Aaron).
 2-10 UVA 26 Scott Deke pass complete to John Phillips for 9 yards to the UVA35 (BRYANT, Aaron;JEAN-LOUIS, Jo.).
 3-1 UVA 35 Raynard Horne rush for 5 yards to the UVA40, 1ST DOWN UVA (JEAN-LOUIS, Jo.;BAGSBY, Aaron). R14
 1-10 UVA 40 Scott Deke pass intercepted by MARCK, C.J. at the UVA44, MARCK, C.J. return 0 yards to the UVA44.

6 plays, 28 yards, 2:21

CONNECTICUT drive start at 01:40.

1-10 UVA 44 FREY, Robbie rush for 2 yards to the UVA42 (Clint Sintim;Kevin Crawford).
 2-8 UVA 42 FREY, Robbie rush for loss of 1 yard to the UVA43 (Kevin Crawford).
 3-9 UVA 43 FREY, Robbie rush for 8 yards to the UVA35 (Cam Johnson;Darren Childs).
 End of game, clock 00:00.

3 plays, 9 yards, 1:40

FINAL SCORE: CONNECTICUT 45, UVA 10

Quarter Summary	Score	Time Poss	1st Downs				Conversions		Rushing	Passing	Penalties
			R	P	X	T	3rd	4th			
UVA	7	05:17	3	1	1	5	1-1	0-0	7-37	3-5-1-30	0-0
CONNECTICUT	3	09:43	2	0	0	2	2-5	0-0	14-34	0-1-0-0	2-10

Quickie Statistics (Final)
UVA vs CONNECTICUT (Sep 13, 2008 at East Hartford, CT)

	UVA	UCONN
Score	10	45
FIRST DOWNS	14	25
RUSHES-YARDS (NET)	14-31	53-382
PASSING YDS (NET)	188	124
Passes Att-Comp-Int	38-25-2	15-13-0
TOTAL OFFENSE PLAYS-YARDS	52-219	68-506
Fumble Returns-Yards	0-0	0-0
Punt Returns-Yards	0-0	0-0
Kickoff Returns-Yards	8-209	2-49
Interception Returns-Yards	0-0	2-14
Punts (Number-Avg)	5-39.8	2-31.0
Fumbles-Lost	1-0	0-0
Penalties-Yards	4-42	2-10
Possession Time	23:23	36:37
Third-Down Conversions	3 of 10	6 of 11
Fourth-Down Conversions	0 of 1	0 of 0
Red-Zone Scores-Chances	2-2	6-6

UVA

Rushing	No.	Gain	Loss	Net	TD	Lg	Avg
Mikell Simpson	6	23	0	23	0	13	3.8
Scott Deke	1	12	0	12	0	12	12.0
Raynard Home	2	5	0	5	0	5	2.5
Cedric Peerman	2	4	0	4	1	3	2.0

Passing	C-A-I	Yds	TD	Long	Sack
Marc Verica	22-30-1	158	0	21	1
Scott Deke	3-8-1	30	0	14	0

Receiving	No.	Yards	TD	Long
Kevin Ogletree	7	58	0	21
John Phillips	4	33	0	9
Cary Koch	3	22	0	13
Cedric Peerman	3	19	0	14

Punting	No.	Yds	Avg	Long	In20	TB
Jimmy Howell	5	199	39.8	43	1	0

Punt Returns	No.	Yards	TD	Long

Kick Returns	No.	Yards	TD	Long
Kevin Ogletree	4	92	0	35
Cedric Peerman	3	61	0	34

Tackles	UA-A	Total	Sacks	TFL
Jon Copper	4-5	9	0.0	0.0
Brandon Woods	3-5	8	0.0	0.0
Alex Field	3-4	7	0.5	0.5
Byron Glaspy	3-4	7	0.0	1.0

CONNECTICUT

Rushing	No.	Gain	Loss	Net	TD	Lg	Avg
BROWN, Donald	20	211	5	206	3	63	10.3
TODMAN, Jordan	13	87	6	81	1	48	6.2
LORENZEN, Tyler	10	54	2	52	0	13	5.2
FREY, Robbie	8	32	1	31	0	13	3.9

Passing	C-A-I	Yds	TD	Long	Sack
LORENZEN, Tyler	13-15-0	124	1	29	1

Receiving	No.	Yards	TD	Long
BROWN, Donald	5	32	0	19
MOORE, Kashif	3	26	0	14
BUTLER, Darius	2	40	0	29
BROUSE, Steve	1	18	0	18

Punting	No.	Yds	Avg	Long	In20	TB
CULLEN, Desi	2	62	31.0	33	2	0

Punt Returns	No.	Yards	TD	Long

Kick Returns	No.	Yards	TD	Long
BUTLER, Darius	2	49	0	26

Tackles	UA-A	Total	Sacks	TFL
DELESTON, Dahna	4-2	6	0.0	0.0
LUTRUS, Scott	4-2	6	0.0	0.0
VAUGHN, Robert	4-1	5	0.0	0.0
HOWARD, Jasper	4-0	4	0.0	0.0

Qtr	Time	Scoring Play	V-H
1st	08:44	UCONN - BROWN, Donald 3 yd run (CIARAVINO, Tony kick), 11-70 6:16	0 - 7
2nd	13:48	UCONN - DAVIS, Anthony 3 yd pass from LORENZEN, Tyler (CIARAVINO, Tony kick), 13-77 7:04	0 - 14
	10:00	UCONN - BUTLER, Darius 13 yd run (CIARAVINO, Tony kick), 5-86 2:14	0 - 21
	01:42	UCONN - BROWN, Donald 8 yd run (CIARAVINO, Tony kick), 8-75 4:00	0 - 28
3rd	10:03	UVA - Y. Reyerling 43 yd field goal, 11-49 4:57	3 - 28
	04:04	UCONN - BROWN, Donald 63 yd run (CIARAVINO, Tony kick), 1-63 0:10	3 - 35
	02:01	UCONN - TODMAN, Jordan 14 yd run (CIARAVINO, Tony kick), 4-40 1:46	3 - 42
4th	13:20	UCONN - CIARAVINO, Tony 29 yd field goal, 7-51 3:11	3 - 45
	10:24	UVA - Cedric Peerman 1 yd run (Y. Reyerling kick), 6-44 2:56	10 - 45

Scoring Summary (Final)
2008 Duke Football
Virginia vs Duke (Sep 27, 2008 at Durham, N.C.)



Virginia (1-3,0-1) vs. Duke (3-1,1-0)

Date: Sep 27, 2008 • Site: Durham, N.C. • Stadium: Wallace Wade Stadium

Attendance: 25527

Score by Quarters	1	2	3	4	Total
Virginia	3	0	0	0	3
Duke	0	3	14	14	31

Qtr	Time	Scoring Play	V-H
1st	04:36	UVA - Yannick Reyerling 33 yd field goal, 10-68 4:40	3 - 0
2nd	00:01	DU - Nick Maggio 20 yd field goal, 10-41 1:30	3 - 3
3rd	07:25	DU - Jay Hollingsworth 10 yd pass from Thaddeus Lewis (Nick Maggio kick), 10-55 4:24	3 - 10
	03:37	DU - Eron Riley 30 yd pass from Thaddeus Lewis (Nick Maggio kick), 6-62 2:23	3 - 17
4th	13:08	DU - Jabari Marshall 42 yd interception return (Nick Maggio kick)	3 - 24
	01:41	DU - Tielor Robinson 1 yd run (Nick Maggio kick), 6-25 3:09	3 - 31

Kickoff time: 12:02 PM • End of Game: 3:15 PM • Total elapsed time: 3:13

Officials: Referee: Ron Cherry; Umpire: Mike Wooten; Linesman: Perry Hudspeth;

Line judge: Greg Parman; Back judge: Ron Boyd; Field judge: Dave Meslow;

Side judge: D. Harrison;

Temperature: 74 • Wind: SE 3 • Weather: Cloudy

Team Statistics (Final)
2008 Duke Football
Virginia vs Duke (Sep 27, 2008 at Durham, N.C.)

	UVA	DU
FIRST DOWNS	17	16
Rushing	5	5
Passing	11	10
Penalty	1	1
NET YARDS RUSHING	110	84
Rushing Attempts	33	37
Average Per Rush	3.3	2.3
Rushing Touchdowns	0	1
Yards Gained Rushing	134	111
Yards Lost Rushing	24	27
NET YARDS PASSING	194	174
Completions-Attempts-Int	19-42-4	19-33-2
Average Per Attempt	4.6	5.3
Average Per Completion	10.2	9.2
Passing Touchdowns	0	2
TOTAL OFFENSE YARDS	304	258
Total offense plays	75	70
Average Gain Per Play	4.1	3.7
Fumbles: Number-Lost	2-2	0-0
Penalties: Number-Yards	6-41	3-35
PUNTS-YARDS	6-229	8-349
Average Yards Per Punt	38.2	43.6
Net Yards Per Punt	36.0	42.0
Inside 20	2	3
50+ Yards	1	2
Touchbacks	0	0
Fair catch	1	0
KICKOFFS-YARDS	2-138	6-357
Average Yards Per Kickoff	69.0	59.5
Net Yards Per Kickoff	42.5	43.8
Touchbacks	0	0
Punt returns: Number-Yards-TD	4-13-0	3-13-0
Average Per Return	3.2	4.3
Kickoff returns: Number-Yds-TD	6-94-0	2-53-0
Average Per Return	15.7	26.5
Interceptions: Number-Yds-TD	2-0-0	4-58-1
Fumble Returns: Number-Yds-TD	0-0-0	0-0-0
Miscellaneous Yards	0	0
Possession Time	28:58	31:02
1st Quarter	10:52	4:08
2nd Quarter	5:35	9:25
3rd Quarter	6:54	8:06
4th Quarter	5:37	9:23
Third-Down Conversions	5 of 15	8 of 17
Fourth-Down Conversions	0 of 2	0 of 1
Red-Zone Scores-Chances	1-3	3-3
Sacks By: Number-Yards	4-17	1-6
PAT Kicks	0-0	4-4
Field Goals	1-1	1-1

Individual Statistics (Final)
2008 Duke Football
Virginia vs Duke (Sep 27, 2008 at Durham, N.C.)

Virginia

Rushing	No.	Gain	Loss	Net	TD	Lg	Avg
Rashawn Jackson	8	43	0	43	0	22	5.4
Keith Payne	5	36	0	36	0	12	7.2
Mikell Simpson	13	33	2	31	0	9	2.4
Jared Green	1	2	0	2	0	2	2.0
Marc Verica	6	20	22	-2	0	8	-0.3
Totals	33	134	24	110	0	22	3.3

Passing	C-A-I	Yds	TD	Long	Sack
Marc Verica	19-42-4	194	0	18	1
Totals	19-42-4	194	0	18	1

Receiving	No.	Yards	TD	Long
John Phillips	5	59	0	18
Kevin Ogletree	3	36	0	15
Kris Burd	3	31	0	16
Jared Green	2	17	0	9
Mikell Simpson	2	13	0	8
Dontrelle Inman	1	16	0	16
Rashawn Jackson	1	11	0	11
Cary Koch	1	10	0	10
Keith Payne	1	1	0	1
Totals	19	194	0	18

Punting	No.	Yds	Avg	Long	In20	TB
Jimmy Howell	6	229	38.2	54	2	0
Totals	6	229	38.2	54	2	0

Returns	Punt			Kickoff			Intercept		
	No	Yds	Lg	No	Yds	Lg	No	Yds	Lg
Vic Hall	4	13	10	0	0	0	0	0	0
Kevin Ogletree	0	0	0	3	53	21	0	0	0
Rashawn Jackson	0	0	0	1	5	5	0	0	0
Chase Minnifield	0	0	0	2	36	22	0	0	0
Ras-I Dowling	0	0	0	0	0	0	2	0	0
Totals	4	13	10	6	94	22	2	0	0

Field goals	Qtr	Time	Dist	Result
Yannick Reyerling	1st	04:36	33 yards	Good

Kickoffs	No.	Yards	Avg	TB	OB
Yannick Reyerling	2	138	69.0	0	0

All-purpose	Run	Rcv	KR	PR	IR	Total
Kevin Ogletree	0	36	53	0	0	89
Rashawn Jackson	43	11	5	0	0	59
John Phillips	0	59	0	0	0	59
Mikell Simpson	31	13	0	0	0	44

Duke

Rushing	No.	Gain	Loss	Net	TD	Lg	Avg
Jay Hollingsworth	15	59	0	59	0	12	3.9
Clifford Harris	9	30	2	28	0	10	3.1
Tony Jackson	4	12	0	12	0	5	3.0
Tielor Robinson	1	1	0	1	1	1	1.0
Zack Asack	1	0	1	-1	0	0	-1.0
Kevin Jones	1	0	3	-3	0	0	-3.0
Thaddeus Lewis	6	9	21	-12	0	9	-2.0
Totals	37	111	27	84	1	12	2.3

Passing	C-A-I	Yds	TD	Long	Sack
Thaddeus Lewis	18-32-2	160	2	30	3
Zack Asack	1-1-0	14	0	14	1
Totals	19-33-2	174	2	30	4

Receiving	No.	Yards	TD	Long
Austin Kelly	4	34	0	10
Eron Riley	3	36	1	30
Tielor Robinson	3	17	0	8
Sheldon Bell	2	18	0	10
Jay Hollingsworth	2	8	1	10
Johnny Williams	1	16	0	16
Danny Parker	1	14	0	14
Brett Huffman	1	14	0	14
Raphael Chestnut	1	9	0	9
Clifford Harris	1	8	0	8
Totals	19	174	2	30

Punting	No.	Yds	Avg	Long	In20	TB
Kevin Jones	8	349	43.6	57	3	0
Totals	8	349	43.6	57	3	0

Returns	Punt			Kickoff			Intercept		
	No	Yds	Lg	No	Yds	Lg	No	Yds	Lg
Leon Wright	3	13	7	0	0	0	1	0	0
Jabari Marshall	0	0	0	2	53	35	1	42	42
Glenn Williams	0	0	0	0	0	0	1	2	2
Michael Tauilili	0	0	0	0	0	0	1	14	14
Totals	3	13	7	2	53	35	4	58	42

Field goals	Qtr	Time	Dist	Result
Nick Maggio	2nd	00:01	20 yards	Good

Kickoffs	No.	Yards	Avg	TB	OB
Joe Surgan	6	357	59.5	0	0

All-purpose	Run	Rcv	KR	PR	IR	Total
Jabari Marshall	0	0	53	0	42	95
Jay Hollingsworth	59	8	0	0	0	67
Eron Riley	0	36	0	0	0	36
Clifford Harris	28	8	0	0	0	36

FUMBLES: Virginia-John Phillips 1-1; Marc Verica 1-1. Duke-None.

Defensive Statistics (Final)
2008 University of Virginia Football
Virginia vs Duke (Sep 27, 2008 at Durham, N.C.)

##	Virginia	Solo	Ast	Total	Sacks-Yds	TFL-Yds	FF	FR-Yds	Int-Yds	BrUp	Blks	QBH
54	Jon Copper	7	5	12	-	-	-	-	-	-	-	-
19	Ras-I Dowling	5	3	8	-	1.0-2	-	-	2-0	1	-	-
58	Antonio Appleby	5	2	7	-	1.0-2	-	-	-	-	-	-
22	Byron Glaspy	4	3	7	-	-	-	-	-	-	-	-
51	Clint Sintim	5	1	6	3.0-16	3.5-17	-	-	-	-	-	2
45	Denzel Burrell	0	5	5	-	-	-	-	-	-	-	-
55	Jared Detrick	2	2	4	-	-	-	-	-	-	-	-
40	Corey Mosley	2	2	4	-	-	-	-	-	-	-	-
98	Nate Collins	1	3	4	-	1.0-3	-	-	-	-	-	-
93	Alex Field	1	3	4	1.0-1	1.0-1	-	-	-	-	-	1
4	Vic Hall	2	1	3	-	1.0-1	-	-	-	-	-	-
2C	Rodney McLeod	2	1	3	-	1.0-3	-	-	-	-	-	-
32	Keith Payne	0	2	2	-	-	-	-	-	-	-	-
31	Rashawn Jackson	1	0	1	-	-	-	-	-	-	-	-
43	Mike Parker	1	0	1	-	-	-	-	-	-	-	1
85	John Phillips	1	0	1	-	-	-	-	-	-	-	-
13	C. Minnifield	1	0	1	-	-	-	-	-	-	-	-
27	Hall Simmons	1	0	1	-	-	-	-	-	-	-	-
96	Nick Jenkins	1	0	1	-	-	-	-	-	1	-	1
66	Danny Aiken	0	1	1	-	-	-	-	-	-	-	-
1	Trey Womack	0	1	1	-	-	-	-	-	-	-	-
56	Carn Johnson	0	1	1	-	0.5-1	-	-	-	1	-	-
59	J-K Dolce	0	0	0	-	-	-	-	-	-	-	1
Totals		42	36	78	4.0-17	10.0-30	0	0-0	2-0	3	0	6

##	Duke	Solo	Ast	Total	Sacks-Yds	TFL-Yds	FF	FR-Yds	Int-Yds	BrUp	Blks	QBH
34	Tauilili,M.	5	11	16	-	-	1	1-0	1-14	-	-	1
31	Rey,V.	5	6	11	-	1.0-1	-	-	-	1	-	-
24	Williams,G.	5	5	10	-	-	-	-	1-2	-	-	-
23	Gainey,C.	3	2	5	-	-	-	1-0	-	-	-	-
6	Jones,M.	2	3	5	-	-	-	-	-	-	-	-
40	Daniels,M.	3	1	4	-	-	-	-	-	-	-	-
97	Respress,C.	1	3	4	-	1.0-1	-	-	-	-	-	-
7	Wright,L.	2	1	3	-	-	-	-	1-0	3	-	-
28	Aye-Darko,A.	2	1	3	-	-	-	-	-	-	-	-
45	Robinson,C.	2	0	2	-	-	-	-	-	-	-	-
54	Akinbiyi,G.	1	1	2	1.0-6	1.0-6	-	-	-	-	-	1
36	Butler,L.	1	1	2	-	-	-	-	-	-	-	-
29	Morgan,E.	1	1	2	-	-	-	-	-	-	-	-
8	Kromah,A.	0	2	2	-	-	-	-	-	-	-	-
90	Egboh,P.	0	2	2	-	-	-	-	-	-	-	-
3	Oghobaase,V.	0	2	2	-	-	-	-	-	-	-	2
20	Mackey,T.	0	2	2	-	-	-	-	-	-	-	-
12	Marcelin,M.	1	0	1	-	-	-	-	-	-	-	-
25	Jackson,T.	1	0	1	-	-	-	-	-	-	-	-
42	Rucker,K.	1	0	1	-	-	-	-	-	-	-	1
5	Chestnut,R.	1	0	1	-	-	-	-	-	-	-	-
56	Thornton,D.	0	1	1	-	-	-	-	-	-	-	-
91	Okpokowuruk,A.	0	1	1	-	-	-	-	-	-	-	-
93	Hatcher,C.	0	1	1	-	-	-	-	-	-	-	2
41	Reks,E.	0	1	1	-	-	-	-	-	-	-	-
99	Oglesby,W.	0	1	1	-	-	-	-	-	-	-	1
1	Marshall,J.	0	1	1	-	-	-	-	1-42	-	-	-
Totals		37	50	87	1.0-6	3.0-8	1	2-0	4-58	4	0	8

Drive Chart (By Team) (Final)
2008 Duke Football
Virginia vs Duke (Sep 27, 2008 at Durham, N.C.)

Team	Qtr	Drive Started			Drive Ended			Consumed	
		Spot	Time	Obtained	Spot	Time	How lost	PI - Yds	TOP
UVA	1st	V24	14:43	Interception	D47	10:38	Punt	9 - 29	4:05
UVA		V17	09:16	Punt	D15	04:36	*FIELD GOAL	10 - 68	4:40
UVA		D44	03:29	Punt	D20	01:22	Downs	4 - 24	2:07
UVA	2nd	V20	13:13	Interception	V24	11:43	Punt	3 - 4	1:30
UVA		V42	08:55	Downs	D38	07:40	Punt	4 - 20	1:15
UVA		D48	05:24	Punt	V43	04:14	Fumble	3 - (9)	1:10
UVA		V01	03:10	Punt	V01	01:31	Punt	3 - 0	1:39
UVA		V40	00:00	Kickoff	V40	00:00	End of half	0 - 0	0:00
UVA	3rd	V34	14:55	Kickoff	V34	14:04	Punt	3 - 0	0:51
UVA		V21	12:45	Punt	V20	11:49	Punt	3 - (1)	0:56
UVA		V09	07:19	Kickoff	V29	06:00	Interception	4 - 20	1:19
UVA		V18	03:29	Kickoff	D17	14:48	Interception	12 - 65	3:41
UVA	4th	V28	13:20	Punt	V28	13:08	Interception	1 - 0	0:12
UVA		V38	13:01	Kickoff	D29	10:47	Downs	10 - 33	2:14
UVA		V39	08:32	Punt	D35	07:27	Fumble	3 - 26	1:05
UVA		V18	04:56	Punt	V18	04:50	Interception	1 - 0	0:06
UVA		V24	01:35	Kickoff	V44	00:00	End of half	3 - 20	1:35

Virginia	1st Qtr	2nd Qtr	3rd Qtr	4th Qtr	1st Half	2nd Half	Total
Time of possession	10:52	05:35	06:54	05:37	16:27	12:31	28:58
3rd down conversions	0-3	0-4	3-5	2-3	0-7	5-8	5-15
Average field position	V32	V31	V20	V29	V31	V25	V28
4th down conversions	0-1	0-0	0-0	0-1	0-1	0-1	0-2

Team	Qtr	Drive Started			Drive Ended			Consumed	
		Spot	Time	Obtained	Spot	Time	How lost	PI - Yds	TOP
DU	1st	D37	15:00	Kickoff	D37	14:43	Interception	1 - 0	0:17
DU		D21	10:38	Punt	D26	09:16	Punt	3 - 5	1:22
DU		D18	04:31	Kickoff	D14	03:29	Punt	3 - (4)	1:02
DU		D20	01:22	Downs	V33	13:13	Interception	7 - 47	3:09
DU	2nd	D41	11:43	Punt	V42	08:55	Downs	6 - 17	2:48
DU		D08	07:40	Punt	D03	05:24	Punt	3 - (5)	2:16
DU		V43	04:14	Fumble	V39	03:10	Punt	3 - 4	1:04
DU		V42	01:31	Punt	V01	00:01	*FIELD GOAL	10 - 41	1:30
DU	3rd	D19	14:04	Punt	D25	12:45	Punt	3 - 6	1:19
DU		D45	11:49	Punt	V00	07:25	*TOUCHDOWN	10 - 55	4:24
DU		D38	06:00	Interception	V00	03:37	*TOUCHDOWN	6 - 62	2:23
DU	4th	D28	14:48	Interception	D38	13:20	Punt	4 - 10	1:28
DU		V00	13:08	Interception	V00	13:08	*TOUCHDOWN	0 - 0	0:00
DU		D29	10:47	Downs	D28	08:32	Punt	3 - (1)	2:15
DU		D35	07:27	Fumble	D38	04:56	Punt	3 - 3	2:31
DU		V25	04:50	Interception	V00	01:41	*TOUCHDOWN	6 - 25	3:09

Duke	1st Qtr	2nd Qtr	3rd Qtr	4th Qtr	1st Half	2nd Half	Total
Time of possession	04:08	09:25	08:06	09:23	13:33	17:29	31:02
3rd down conversions	1-3	2-5	3-4	2-5	3-8	5-9	8-17
Average field position	D24	D41	D34	D41	D32	D38	D35
4th down conversions	0-0	0-1	0-0	0-0	0-1	0-0	0-1

Play-by-Play Summary (1st quarter) Virginia vs Duke (Sep 27, 2008 at Durham, N.C.)

Duke Captains: Robinson, Boyette, Rey, Tauilili
Virginia Captains: Hall, Peerman, Sintim, Phillips
Virginia wins the toss and defers to the second half.
Duke will receive and defend the north goal.

1-10 UVA 30 UVA ball on UVA30.
Y. Reyerer kickoff 68 yards to the DU2, Marshall,J. return 35 yards to the DU37 (Ras-I Dowling;Keith Payne).
1-10 DU 37 Lewis,T. pass intercepted by Ras-I Dowling at the UVA24, Ras-I Dowling return 0 yards to the UVA24 (Chestnut,R.).

1 play, 0 yards, 0:17

VIRGINIA drive start at 14:43.

1-10 UVA 24 Marc Verica pass complete to John Phillips for 5 yards to the UVA29, out-of-bounds (Jones,M.).
2-5 UVA 29 Mikell Simpson rush for 8 yards to the UVA37, 1ST DOWN UVA (Williams,G.;Wright,L.). R1
1-10 UVA 37 Marc Verica rush for 6 yards to the UVA43 (Gainey,C.).
2-4 UVA 43 Marc Verica pass complete to Kevin Ogletree for 15 yards to the DU42, 1ST DOWN UVA (Jones,M.). P2
1-10 DU 42 Marc Verica pass complete to Cary Koch for 10 yards to the DU32, 1ST DOWN UVA (Tauilili,M.;Gainey,C.). P3
1-10 DU 32 PENALTY UVA false start 5 yards to the DU37.
1-15 DU 37 Mikell Simpson rush for 1 yard to the DU36 (Williams,G.), PENALTY UVA holding (Eugene Monroe) 10 yards to the DU46.
1-24 DU 46 1st and 24.
1-24 DU 46 Marc Verica pass complete to Mikell Simpson for 5 yards to the DU41 (Gainey,C.).
2-19 DU 41 Marc Verica pass incomplete to Cary Koch.
3-19 DU 41 Marc Verica sacked for loss of 6 yards to the DU47 (Akinbiyi,G.).
4-25 DU 47 Jimmy Howell punt 27 yards to the DU20, fair catch by Wright,L..

9 plays, 29 yards, 4:05

1-10 DU 20 DU ball on DU21.

DUKE drive start at 10:38.

1-10 DU 21 Harris,C. rush for 2 yards to the DU23 (Jon Copper).
2-8 DU 23 Harris,C. rush for 3 yards to the DU26 (Jon Copper).
3-5 DU 26 Lewis,T. pass incomplete to Kelly,A. (Nick Jenkins).
4-5 DU 26 Jones,K. punt 57 yards to the UVA17, out-of-bounds.

3 plays, 5 yards, 1:22

VIRGINIA drive start at 09:16.

1-10 UVA 17 Rashawn Jackson rush for 6 yards to the UVA23 (Daniels,M.).
2-4 UVA 23 Marc Verica pass complete to Dontrelle Inman for 16 yards to the UVA39, 1ST DOWN UVA (Williams,G.). P4
1-10 UVA 39 Rashawn Jackson rush for 4 yards to the UVA43 (Akinbiyi,G.;Tauilili,M.).
2-6 UVA 43 Rashawn Jackson rush for 22 yards to the DU35, 1ST DOWN UVA (Jones,M.;Tauilili,M.). R5
1-10 DU 35 Rashawn Jackson rush for 2 yards to the DU33 (Rey,V.).
2-8 DU 33 Mikell Simpson rush for 9 yards to the DU24, 1ST DOWN UVA (Williams,G.;Aye-Darko,A.). R6
1-10 DU 24 Marc Verica pass incomplete to Mikell Simpson, QB hurry by Oglesby,W..
2-10 DU 24 Marc Verica rush for 8 yards to the DU16 (Tauilili,M.).
3-2 DU 16 Mikell Simpson rush for 1 yard to the DU15 (Oghobaase,V.;Tauilili,M.).
4-1 DU 15 Y. Reyerer field goal attempt from 33 GOOD, clock 04:36.

Virginia 3, Duke 0

10 plays, 68 yards, 4:40

Y. Reyerer kickoff 70 yards to the DU0, Marshall,J. return 18 yards to the DU18 (Trey Womack;Keith Payne).

DUKE drive start at 04:31.

1-10 DU 18 Lewis,T. pass incomplete to Williams,J..
2-10 DU 18 Lewis,T. pass incomplete to Varner,D..
3-10 DU 18 Lewis,T. sacked for loss of 4 yards to the DU14 (Clint Sintim).
4-14 DU 14 Jones,K. punt 30 yards to the DU44, downed.

3 plays, minus 4 yards, 1:02

VIRGINIA drive start at 03:29.

1-10 DU 44 Marc Verica pass incomplete to M. Covington, PENALTY DU pass interference (Butler,L.) 15 yards to the DU29, 1ST DOWN UVA, NO PLAY. X7
1-10 DU 29 Mikell Simpson rush for loss of 1 yard to the DU30, out-of-bounds (Rey,V.).
2-11 DU 30 PENALTY UVA false start (Zak Stair) 5 yards to the DU35.
2-16 DU 35 Marc Verica pass complete to Kris Burd for 7 yards to the DU28 (Williams,G.;Tauilili,M.).
3-9 DU 28 Marc Verica pass complete to Mikell Simpson for 8 yards to the DU20 (Rey,V.;Tauilili,M.).
4-1 DU 20 Mikell Simpson rush for no gain to the DU20 (Tauilili,M.).

4 plays, 24 yards, 2:07

DUKE drive start at 01:22.

1-10 DU 20 Lewis,T. pass complete to Hollingsworth for loss of 2 yards to the DU18 (Ras-I Dowling).
2-12 DU 18 Hollingsworth rush for 4 yards to the DU22 (Nick Jenkins).

3-8 DU 22 Lewis,T. pass complete to Williams,J. for 16 yards to the DU38, 1ST DOWN DU (Ras-I Dowling;Corey Mosley). P1

END OF 1st QUARTER: Virginia 3, Duke 0

Quarter Summary	Score	Time Poss	1st Downs				Conversions		Rushing	Passing	Penalties
			R	P	X	T	3rd	4th			
Virginia	3	10:52	3	3	1	7	0-3	0-1	13-60	7-9-0-66	3-20
Duke	0	04:08	0	1	0	1	0-2	0-0	4-5	2-6-1-14	1-15

Play-by-Play Summary (2nd quarter)

Virginia vs Duke (Sep 27, 2008 at Durham, N.C.)

1-10	DU 38	Start of 2nd quarter, clock 15:00.	
1-10	DU 38	Hollingsworth rush for 11 yards to the DU49, 1ST DOWN DU (Corey Mosley).	R2
1-10	DU 49	Lewis,T. pass complete to Kelly,A. for 9 yards to the UVA42 (Ras-I Dowling).	
2-1	UVA 42	Lewis,T. rush for 9 yards to the UVA33, 1ST DOWN DU (Clint Sintim).	R3
1-10	UVA 33	Lewis,T. pass intercepted by Ras-I Dowling at the UVA0, Ras-I Dowling return 0 yards to the UVA0, clock 13:13.	
<i>7 plays, 47 yards, 4:39</i>			
1-10	UVA 00	UVA ball on UVA20.	
1-10	UVA 20	Jared Green rush for 2 yards to the UVA22 (Williams,G.).	
2-8	UVA 22	Rashawn Jackson rush for 2 yards to the UVA24 (Tauililili,M.).	
3-6	UVA 24	Marc Verica pass incomplete to Jared Green (Wright,L.), QB hurry by Hatcher,C..	
4-6	UVA 24	Jimmy Howell punt 35 yards to the DU41, out-of-bounds.	
<i>3 plays, 4 yards, 0:00</i>			
DUKE drive start at 11:43.			
1-10	DU 41	Jackson,T. rush for 5 yards to the DU46 (Jon Copper;Nate Collins).	
2-5	DU 46	Lewis,T. pass complete to Huffman,B. for 14 yards to the UVA40, 1ST DOWN DU (Byron Glaspy).	P4
1-10	UVA 40	Jackson,T. rush for 3 yards to the UVA37 (Antonio Appleby;Jon Copper).	
2-7	UVA 37	Lewis,T. rush for loss of 2 yards to the UVA39 (Antonio Appleby).	
3-9	UVA 39	Lewis,T. pass incomplete to Williams,J..	
4-9	UVA 39	Jones,K. rush for loss of 3 yards to the UVA42 (Rodney McLeod).	
<i>6 plays, 17 yards, 2:48</i>			
VIRGINIA drive start at 08:55.			
1-10	UVA 42	Marc Verica pass complete to Kevin Ogletree for 14 yards to the DU44, 1ST DOWN UVA (Butler,L.).	P8
1-10	DU 44	Marc Verica pass incomplete to Jared Green.	
2-10	DU 44	Marc Verica pass incomplete to Jared Green, QB hurry by Oghobaase,V..	
3-10	DU 44	Marc Verica pass complete to John Phillips for 6 yards to the DU38 (Rey,V.;Williams,G.).	
4-4	DU 38	Jimmy Howell punt 31 yards to the DU7, downed.	
<i>4 plays, 20 yards, 1:15</i>			
DUKE drive start at 07:40.			
1-10	DU 07	DU ball on DU8.	
1-10	DU 08	Jackson,T. rush for 2 yards to the DU10 (Antonio Appleby).	
2-8	DU 10	Jackson,T. rush for 2 yards to the DU12 (Jon Copper;Denzel Burrell).	
3-6	DU 12	Lewis,T. sacked for loss of 9 yards to the DU3 (Clint Sintim).	
4-15	DU 03	Jones,K. punt 40 yards to the DU43, Vic Hall return -5 yards to the DU48 (Gainey,C.;Kromah,A.).	
<i>3 plays, minus 5 yards, 2:16</i>			
VIRGINIA drive start at 05:24.			
1-10	DU 48	Keith Payne rush for 4 yards to the DU44 (Rey,V.;Marshall,J.).	
2-6	DU 44	Rashawn Jackson rush for 3 yards to the DU41 (Egboh,P.;Tauililili,M.).	
3-3	DU 41	Marc Verica rush for loss of 11 yards to the UVA48, fumble by Marc Verica recovered by DU Tauililili,M. at UVA43.	
<i>3 plays, minus 9 yards, 1:10</i>			
DUKE drive start at 04:14.			
1-10	UVA 43	Lewis,T. pass incomplete to Chestnut,R. (Ras-I Dowling), QB hurry by Clint Sintim.	
2-10	UVA 43	Harris,C. rush for 4 yards to the UVA39 (Corey Mosley).	
3-6	UVA 39	Timeout Duke, clock 03:26.	
3-6	UVA 39	Lewis,T. pass incomplete to Harris,C., QB hurry by Nick Jenkins.	
4-6	UVA 39	Jones,K. punt 38 yards to the UVA1, downed.	
<i>3 plays, 4 yards, 1:04</i>			
VIRGINIA drive start at 03:10.			
1-10	UVA 01	Mikell Simpson rush for no gain to the UVA1 (Rey,V.).	
2-10	UVA 01	Rashawn Jackson rush for no gain to the UVA1 (Jones,M.;Oghobaase,V.).	
3-10	UVA 01	Mikell Simpson rush for no gain to the UVA1 (Oglesby,W.;Respress,C.).	
4-10	UVA 01	Timeout Duke, clock 01:43.	
4-10	UVA 01	Jimmy Howell punt 46 yards to the UVA47, Wright,L. return 5 yards to the UVA42 (Hall Simmons).	
<i>3 plays, 0 yards, 1:39</i>			
DUKE drive start at 01:31.			
1-10	UVA 42	Lewis,T. pass complete to Robinson,T. for 8 yards to the UVA34, out-of-bounds (Jon Copper).	
2-2	UVA 34	Harris,C. rush for loss of 2 yards to the UVA36 (Cam Johnson;Clint Sintim).	
3-4	UVA 36	Timeout Duke, clock 01:20.	
3-4	UVA 36	Lewis,T. pass complete to Harris,C. for 8 yards to the UVA28, 1ST DOWN DU (Antonio Appleby).	P5
1-10	UVA 28	Lewis,T. pass incomplete to Robinson,T..	
2-10	UVA 28	Lewis,T. pass complete to Chestnut,R. for 9 yards to the UVA19 (Ras-I Dowling;Corey Mosley).	

Play-by-Play Summary (2nd quarter)
Virginia vs Duke (Sep 27, 2008 at Durham, N.C.)

3-1 UVA 19 Lewis,T. pass complete to Robinson,T. for 1 yard to the UVA18, 1ST DOWN DU, out-of-bounds (Ras-I Dowling). P6
 1-10 UVA 18 Lewis,T. pass complete to Kelly,A. for 10 yards to the UVA8, 1ST DOWN DU (Byron Glaspy). P7
 1-G UVA 08 Lewis,T. pass incomplete to Harris,C. (Cam Johnson), QB hurry by Clint Sintim.
 2-G UVA 08 Lewis,T. pass complete to Chestnut,R. for 6 yards to the UVA2 (Ras-I Dowling), PENALTY UVA pass interference (Ras-I Dowling) 7 yards to the UVA1, 1ST DOWN DU, NO PLAY. X8
 1-G UVA 01 Lewis,T. pass incomplete to Riley,E..
 2-G UVA 01 Maggio,N. field goal attempt from 20 GOOD, clock 00:01.

Duke 3, Virginia 3

10 plays, 41 yards, 1:30

Surgan,J. kickoff 35 yards to the UVA35, Rashawn Jackson return 5 yards to the UVA40 (Morgan,E.).

VIRGINIA drive start at 00:00.

End of half, clock 00:00.

Quarter Summary	Score	Time Poss	1st Downs				Conversions		Rushing	Passing	Penalties
			R	P	X	T	3rd	4th			
Virginia	0	04:05	3	3	1	7	0-3	0-1	13-60	7-9-0-66	3-20
Duke	3	10:55	0	1	0	1	1-3	0-0	4-5	2-6-1-14	1-15

Quickie Statistics (Halftime)
Virginia vs Duke (Sep 27, 2008 at Durham, N.C.)

	UVA	DU
Score	3	3
FIRST DOWNS	8	8
RUSHES-YARDS (NET)	21-55	15-25
PASSING YDS (NET)	86	73
Passes Att-Comp-Int	14-9-0	20-9-2
TOTAL OFFENSE PLAYS-YARDS	35-141	35-98
Fumble Returns-Yards	0-0	0-0
Punt Returns-Yards	1--5	1-5
Kickoff Returns-Yards	1-5	2-53
Interception Returns-Yards	2-0	0-0
Punts (Number-Avg)	4-34.8	4-41.2
Fumbles-Lost	1-1	0-0
Penalties-Yards	4-27	1-15
Possession Time	16:27	13:33
Third-Down Conversions	0 of 7	3 of 8
Fourth-Down Conversions	0 of 1	0 of 1
Red-Zone Scores-Chances	1-2	1-1

Virginia

Rushing	No.	Gain	Loss	Net	TD	Lg	Avg
Rashawn Jackson	7	39	0	39	0	22	5.6
Mikell Simpson	8	19	1	18	0	9	2.2
Keith Payne	1	4	0	4	0	4	4.0
Jared Green	1	2	0	2	0	2	2.0

Passing	C-A-I	Yds	TD	Long	Sack
Marc Verica	9-14-0	86	0	16	1

Receiving	No.	Yards	TD	Long
Kevin Ogletree	2	29	0	15
Mikell Simpson	2	13	0	8
John Phillips	2	11	0	6
Dontrelle Inman	1	16	0	16

Punting	No.	Yds	Avg	Long	In20	TB
Jimmy Howell	4	139	34.8	46	1	0

Punt Returns	No.	Yards	TD	Long
Vic Hall	1	-5	0	0

Kick Returns	No.	Yards	TD	Long
Rashawn Jackson	1	5	0	5

Tackles	UA-A	Total	Sacks	TFL
Ras-I Dowling	6-0	6	0.0	1.0
Jon Copper	5-1	6	0.0	0.0
Antonio Appleby	4-0	4	0.0	1.0
Clint Sintim	3-1	4	2.0	2.0

Duke

Rushing	No.	Gain	Loss	Net	TD	Lg	Avg
Jay Hollingsworth	2	15	0	15	0	11	7.5
Tony Jackson	4	12	0	12	0	5	3.0
Clifford Harris	4	9	2	7	0	4	1.8
Kevin Jones	1	0	3	-3	0	0	-3.0

Passing	C-A-I	Yds	TD	Long	Sack
Thaddeus Lewis	9-20-2	73	0	16	2

Receiving	No.	Yards	TD	Long
Austin Kelly	2	19	0	10
Tielor Robinson	2	9	0	8
Johnny Williams	1	16	0	16
Brett Huffman	1	14	0	14

Punting	No.	Yds	Avg	Long	In20	TB
Kevin Jones	4	165	41.2	57	2	0

Punt Returns	No.	Yards	TD	Long
Leon Wright	1	5	0	5

Kick Returns	No.	Yards	TD	Long
Jabari Marshall	2	53	0	35

Tackles	UA-A	Total	Sacks	TFL
Michael Tauiliili	4-6	10	0.0	0.0
Glenn Williams	6-1	7	0.0	0.0
Vincent Rey	6-0	6	0.0	1.0
Marcus Jones	4-0	4	0.0	0.0

Qtr	Time	Scoring Play	V-H
1st	04:36	UVA - Yannick Reyering 33 yd field goal, 10-68 4:40	3 - 0
2nd	00:01	DU - Nick Maggio 20 yd field goal, 10-41 1:30	3 - 3

Play-by-Play Summary (3rd quarter)

Virginia vs Duke (Sep 27, 2008 at Durham, N.C.)

Start of 3rd quarter, clock 15:00, DU ball on DU30.

Surgan,J. kickoff 58 yards to the UVA12, C. Minnifield return 22 yards to the UVA34 (Jackson,T.).

VIRGINIA drive start at 14:55.

1-10 UVA 34 Mikell Simpson rush for no gain to the UVA34 (Tauilili,M.;Respress,C.).
 2-10 UVA 34 Marc Verica pass incomplete to Mikell Simpson, QB hurry by Oghobaase,V..
 3-10 UVA 34 Marc Verica pass incomplete to John Phillips.
 4-10 UVA 34 Jimmy Howell punt 54 yards to the DU12, Wright,L. return 7 yards to the DU19 (Jared Detrick;Danny Aiken).

3 plays, 0 yards, 0:51

DUKE drive start at 14:04.

1-10 DU 19 Lewis,T. pass complete to Kelly,A. for 7 yards to the DU26 (Ras-I Dowling).
 2-3 DU 26 Lewis,T. pass complete to Riley,E. for loss of 1 yard to the DU25 (Vic Hall).
 3-4 DU 25 Lewis,T. pass incomplete to Harris,C., QB hurry by J-K Dolce.
 4-4 DU 25 Jones,K. punt 55 yards to the UVA20, downed.

3 plays, 6 yards, 1:19

VIRGINIA drive start at 12:45.

1-10 UVA 20 UVA ball on UVA21.
 1-10 UVA 21 Mikell Simpson rush for loss of 1 yard to the UVA20 (Respress,C.).
 2-11 UVA 20 Marc Verica pass incomplete to Mikell Simpson, QB hurry by Akinbiyi,G..
 3-11 UVA 20 Marc Verica pass incomplete to Jared Green.
 4-11 UVA 20 Jimmy Howell punt 36 yards to the DU44, Wright,L. return 1 yards to the DU45 (Jared Detrick).

3 plays, minus 1 yard, 0:56

DUKE drive start at 11:49.

1-10 DU 45 Lewis,T. pass complete to Robinson,T. for 8 yards to the UVA47 (Ras-I Dowling).
 2-2 UVA 47 Hollingsworth rush for 1 yard to the UVA46 (Jon Copper).
 3-1 UVA 46 Hollingsworth rush for 4 yards to the UVA42, 1ST DOWN DU (Jared Detrick;Denzel Burrell). R9
 1-10 UVA 42 Hollingsworth rush for 8 yards to the UVA34 (Byron Glaspy).
 2-2 UVA 34 Lewis,T. pass complete to Riley,E. for 7 yards to the UVA27, 1ST DOWN DU, out-of-bounds (Mike Parker). P10
 1-10 UVA 27 Hollingsworth rush for 5 yards to the UVA22 (Vic Hall;Nate Collins).
 2-5 UVA 22 Hollingsworth rush for 3 yards to the UVA19 (Alex Field;Denzel Burrell).
 3-2 UVA 19 Hollingsworth rush for 12 yards to the UVA7, 1ST DOWN DU (Byron Glaspy). R11
 1-G UVA 07 Hollingsworth rush for 2 yards to the UVA5 (Jon Copper).
 2-G UVA 05 PENALTY DU substitution infraction 5 yards to the UVA10.
 2-G UVA 10 Lewis,T. pass complete to Hollingsworth for 10 yards to the UVA0, TOUCHDOWN, clock 07:25.
 1-G UVA 03 Maggio,N. kick attempt good.

Duke 10, Virginia 3

10 plays, 55 yards, 4:24

Surgan,J. kickoff 70 yards to the UVA0, Kevin Ogletree return 18 yards to the UVA18 (Mackey,T.;Kromah,A.), PENALTY UVA holding 9 yards to the UVA9, 1st and 10, UVA ball on UVA9.

VIRGINIA drive start at 07:19.

1-10 UVA 09 Marc Verica pass incomplete to Joe Torchia (Rey,V.).
 2-10 UVA 09 Rashawn Jackson rush for 4 yards to the UVA13 (Tauilili,M.;Hatcher,C.).
 3-6 UVA 13 Marc Verica pass complete to Kris Burd for 16 yards to the UVA29, 1ST DOWN UVA (Tauilili,M.). P9
 1-10 UVA 29 Marc Verica pass intercepted by Wright,L. at the DU38, Wright,L. return 0 yards to the DU38.

4 plays, 20 yards, 1:19

DUKE drive start at 06:00.

1-10 DU 38 Lewis,T. pass complete to Bell,S. for 8 yards to the DU46 (C. Minnifield).
 2-2 DU 46 Lewis,T. pass complete to Kelly,A. for 8 yards to the UVA46, 1ST DOWN DU (Jared Detrick). P12
 1-10 UVA 46 Hollingsworth rush for 2 yards to the UVA44 (Alex Field;Denzel Burrell).
 2-8 UVA 44 Hollingsworth rush for 4 yards to the UVA40 (Antonio Appleby).
 3-4 UVA 40 Lewis,T. pass complete to Bell,S. for 10 yards to the UVA30, 1ST DOWN DU (Rodney McLeod). P13
 1-10 UVA 30 Lewis,T. pass complete to Riley,E. for 30 yards to the UVA0, 1ST DOWN DU, TOUCHDOWN, clock 03:37. P14
 1-G UVA 03 Maggio,N. kick attempt good.

Duke 17, Virginia 3

6 plays, 62 yards, 2:23

Surgan,J. kickoff 66 yards to the UVA4, Kevin Ogletree return 14 yards to the UVA18 (Morgan,E.;Mackey,T.).

VIRGINIA drive start at 03:29.

1-10 UVA 18 Marc Verica rush for 6 yards to the UVA24 (Rey,V.).
 2-4 UVA 24 Marc Verica pass complete to Jared Green for 9 yards to the UVA33, 1ST DOWN UVA (Rey,V.;Williams,G.). P10
 1-10 UVA 33 Mikell Simpson rush for 3 yards to the UVA36 (Williams,G.).

Play-by-Play Summary (3rd quarter)
Virginia vs Duke (Sep 27, 2008 at Durham, N.C.)

2-7	UVA 36	Marc Verica pass incomplete to Dontrelle Inman.	
3-7	UVA 36	Marc Verica pass complete to John Phillips for 17 yards to the DU47, 1ST DOWN UVA (Aye-Darko,A.).	P11
1-10	DU 47	Marc Verica pass incomplete to Mikell Simpson, QB hurry by Rucker,K..	
2-10	DU 47	Mikell Simpson rush for 7 yards to the DU40 (Tauilili,M.;Rey,V.).	
3-3	DU 40	Marc Verica pass complete to Rashawn Jackson for 11 yards to the DU29, 1ST DOWN UVA (Robinson,C.).	P12
1-10	DU 29	Mikell Simpson rush for 4 yards to the DU25 (Okpokowuruk,A.;Respress,C.).	
2-6	DU 25	Marc Verica pass complete to Jared Green for 8 yards to the DU17, 1ST DOWN UVA (Wright,L.).	P13

END OF 3rd QUARTER: Duke 17, Virginia 3

Quarter Summary	Score	Time Poss	1st Downs				Conversions		Rushing	Passing	Penalties
			R	P	X	T	3rd	4th			
Virginia	0	06:54	0	5	0	5	1-3	0-0	7-23	5-13-1-61	1-9
Duke	14	08:06	2	4	0	6	3-4	0-0	9-41	9-10-0-87	1-5

Play-by-Play Summary (4th quarter)

Virginia vs Duke (Sep 27, 2008 at Durham, N.C.)

1-10 DU 17 Start of 4th quarter, clock 15:00.
 1-10 DU 17 Marc Verica pass incomplete to Dontrelle Inman.
 2-10 DU 17 Marc Verica pass intercepted by Tauiliili,M. at the DU14, Tauiliili,M. return 14 yards to the DU28 (Rashawn Jackson).

12 plays, 65 yards, 3:41

DUKE drive start at 14:48.

1-10 DU 28 Harris,C. rush for 10 yards to the DU38, 1ST DOWN DU (Denzel Burrell;Byron Glaspy).
 1-10 DU 38 Harris,C. rush for no gain to the DU38 (Jon Copper).
 2-10 DU 38 Lewis,T. pass incomplete to Wood,R., QB hurry by Alex Field.
 3-10 DU 38 Lewis,T. pass incomplete to Hollingsworth, QB hurry by Mike Parker.
 4-10 DU 38 Jones,K. punt 44 yards to the UVA18, Vic Hall return 10 yards to the UVA28 (Daniels,M.).

R15

4 plays, 10 yards, 1:28

VIRGINIA drive start at 13:20.

1-10 UVA 28 Marc Verica pass intercepted by Marshall,J. at the UVA42, Marshall,J. return 42 yards to the UVA0, TOUCHDOWN, clock 13:08.

1 play, 0 yards, 0:12

1-G UVA 03 Maggio,N. kick attempt good.

Duke 24, Virginia 3

1-G DU 30 PENALTY DU unsportsmanlike conduct (Marshall,J.) 15 yards to the DU15.
 Surgan,J. kickoff 68 yards to the UVA17, Kevin Ogletree return 21 yards to the UVA38 (Aye-Darko,A.).

VIRGINIA drive start at 13:01.

1-10 UVA 38 Marc Verica rush for no gain to the UVA38 (Rucker,K.).
 2-10 UVA 38 Marc Verica pass incomplete to Kevin Ogletree (Wright,L.).
 3-10 UVA 38 Marc Verica pass complete to John Phillips for 18 yards to the DU44, 1ST DOWN UVA (Gainey,C.).
 1-10 DU 44 Marc Verica pass complete to Kevin Ogletree for 7 yards to the DU37 (Wright,L.).
 2-3 DU 37 Marc Verica pass incomplete to John Phillips, QB hurry by Tauiliili,M..
 3-3 DU 37 Timeout Virginia, clock 11:21.
 3-3 DU 37 Marc Verica pass complete to Kris Burd for 8 yards to the DU29, 1ST DOWN UVA (Williams,G.).
 1-10 DU 29 Marc Verica pass incomplete to M. Covington (Wright,L.).
 2-10 DU 29 Marc Verica pass incomplete to Kris Burd, PENALTY UVA illegal procedure declined.
 3-10 DU 29 Marc Verica pass incomplete to John Phillips.
 4-10 DU 29 Marc Verica pass incomplete to Jared Green, QB hurry by Hatcher,C..

P14

P15

10 plays, 33 yards, 2:14

DUKE drive start at 10:47.

1-10 DU 29 Hollingsworth rush for no gain to the DU29 (Jon Copper).
 2-10 DU 29 Hollingsworth rush for 2 yards to the DU31 (Antonio Appleby).
 3-8 DU 31 Lewis,T. sacked for loss of 3 yards to the DU28 (Clint Sintim).
 4-11 DU 28 Jones,K. punt 41 yards to the UVA31, Vic Hall return 8 yards to the UVA39 (Daniels,M.;Jones,M.).

3 plays, minus 1 yard, 2:15

VIRGINIA drive start at 08:32.

1-10 UVA 39 Keith Payne rush for 12 yards to the DU49, 1ST DOWN UVA (Rey,V.;Tauiliili,M.).
 1-10 DU 49 Marc Verica pass complete to Keith Payne for 1 yard to the DU48 (Rey,V.).
 2-9 DU 48 Marc Verica pass complete to John Phillips for 9 yards to the DU39, fumble forced by Tauiliili,M., fumble by John Phillips recovered by DU Gainey,C. at DU35.

R16

3 plays, 26 yards, 1:05

DUKE drive start at 07:27.

1-10 DU 35 Hollingsworth rush for 1 yard to the DU36 (Jon Copper;Antonio Appleby).
 2-9 DU 36 Hollingsworth rush for no gain to the DU36 (Alex Field;Nate Collins).
 3-9 DU 36 Lewis,T. rush for loss of 3 yards to the DU33 (Nate Collins).
 4-12 DU 33 Jones,K. punt 26 yards to the UVA41, out-of-bounds, PENALTY UVA offside defense 5 yards to the DU38, NO PLAY.
 4-7 DU 38 Jones,K. punt 44 yards to the UVA18, Vic Hall return 0 yards to the UVA18 (Daniels,M.).

3 plays, 3 yards, 2:31

VIRGINIA drive start at 04:56.

1-10 UVA 18 Marc Verica pass intercepted by Williams,G. at the UVA27, Williams,G. return 2 yards to the UVA25 (John Phillips).

1 play, 0 yards, 0:06

DUKE drive start at 04:50.

1-10 UVA 25 Harris,C. rush for 6 yards to the UVA19 (Vic Hall).
 2-4 UVA 19 Asack,Z. sacked for loss of 1 yard to the UVA20 (Alex Field).
 3-5 UVA 20 Asack,Z. pass complete to Parker,D. for 14 yards to the UVA6, 1ST DOWN DU (Byron Glaspy;Rodney McLeod).
 1-G UVA 06 Harris,C. rush for 1 yard to the UVA5 (Jon Copper;Byron Glaspy).
 2-G UVA 05 Harris,C. rush for 4 yards to the UVA1 (Clint Sintim).
 3-G UVA 01 Robinson,T. rush for 1 yard to the UVA0, TOUCHDOWN, clock 01:41.

P16

Play-by-Play Summary (4th quarter)

Virginia vs Duke (Sep 27, 2008 at Durham, N.C.)

1-G UVA 03 Maggio,N. kick attempt good.

Duke 31, Virginia 3

6 plays, 25 yards, 3:09

Surgan,J. kickoff 60 yards to the UVA10, C. Minnifield return 14 yards to the UVA24 (Robinson,C.).

VIRGINIA drive start at 01:35.

1-10 UVA 24 Keith Payne rush for 8 yards to the UVA32 (Thornton,D.;Egboh,P.).

2-2 UVA 32 Keith Payne rush for 7 yards to the UVA39, 1ST DOWN UVA (Marcelin,M.).

1-10 UVA 39 Keith Payne rush for 5 yards to the UVA44 (Reks,E.;Butler,L.).

End of game, clock 00:00.

R17

3 plays, 20 yards, 1:35

FINAL SCORE: Duke 31, Virginia 3

Quarter Summary	Score	Time Poss	1st Downs				Conversions		Rushing	Passing	Penalties
			R	P	X	T	3rd	4th			
Virginia	0	05:37	2	2	0	4	2-3	0-1	5-32	5-15-3-47	1-5
Duke	14	09:23	1	1	0	2	2-5	0-0	13-18	1-3-0-14	1-15

Participation Report (Final)
2008 Duke Football
Virginia vs Duke (Sep 27, 2008 at Durham, N.C.)

Virginia

Pos	##	OFFENSE
WR	20	Kevin Ogletree
LT	75	Eugene Monroe
LG	76	Zak Stair
C	64	Jack Shields
RG	65	B.J. Cabbell
RT	61	Will Barker
TE	85	John Phillips
QB	6	Marc Verica
RB	5	Mikell Simpson
WR	26	Cary Koch
WR	80	Maurice Covington

Pos	##	DEFENSE
DE	93	Alex Field
NT	96	Nick Jenkins
DE	94	Matt Conrath
OLB	51	Clint Sintim
ILB	54	Jon Copper
ILB	58	Antonio Appleby
OLB	45	Denzel Burrell
CB	4	Vic Hall
S	22	Byron Glaspy
S	40	Corey Mosley
CB	19	Ras-I Dowling

Duke

Pos	##	OFFENSE
QB	9	Thaddeus Lewis
RB	4	Clifford Harris
WR	15	Eron Riley
WR	5	Raphael Chestnut
TE	87	Brett Huffman
TE	2	Tielor Robinson
LT	74	Cameron Goldberg
LG	79	Kyle Hill
C	62	Bryan Morgan
RG	61	Rob Schirmann
RT	70	Fred Roland

Pos	##	DEFENSE
DE	99	Wesley Oglesby
DT	3	Vince Oghobaase
NG	97	Clifford Respress
DE	54	Greg Akinbiyi
OLB	6	Marcus Jones
MLB	34	Michael Tauiliili
OLB	31	Vincent Rey
CB	7	Leon Wright
CB	1	Jabari Marshall
S	24	Glenn Williams
S	40	Matt Daniels

Virginia: 1-Trey Womack, 2J-Staton Jobe, 2C-Rodney McLeod, 8-Jimmy Howell, 10-Yannick Reyering, 13-Chase Minnifield, 15-Scott Deke, 17-Brandon Woods, 18-Kris Burd, 23-Dom Joseph, 27-Hall Simmons, 31-Rashawn Jackson, 32-Keith Payne, 43-Mike Parker, 50-Terence Fells-Danzer, 55-Jared Detrick, 56-Cam Johnson, 59-John-Kevin Dolce, 63-Austin Pasztor, 66-Danny Aiken, 74-Patrick Slebonick, 81-Dontrelle Inman, 83-Joe Torchia, 84-Jared Green, 87-Andrew Devlin, 92-Zane Parr, 95-Kevin Crawford, 98-Nate Collins.

Duke: 8-Abraham Kromah, 12-Marvin Marcelin, 13-Zack Asack, 16-Chris Rwabukamba, 17-Sheldon Bell, 18-Jeremy Ringfield, 20-Trent Mackey, 23-Catron Gainey, 25-Tony Jackson, 26-Donovan Varner, 27-Jay Hollingsworth, 28-Adrian Aye-Darko, 29-Eddie Morgan, 36-Lee Butler, 37-Johnny Williams, 39-Adam Banks, 41-Eriks Reks, 42-Kenny Rucker, 45-Charles Robinson, 47-Nick Maggio, 49-Kevin Jones, 56-Damian Thornton, 63-Chris Shannon, 67-Mitchell Lederman, 77-Jarrod Holt, 81-Joe Sorgan, 82-Ryan Wood, 83-Austin Kelly, 85-Ryan McFadyen, 88-Danny Parker, 90-Patrick Egboh, 91-Ayanga Okpokowuruk, 93-Charlie Hatcher, 95-Brandon Harper.

Scoring Summary (Final)
2008 University of Virginia Football
Maryland vs Virginia (Oct 04, 2008 at Charlottesville, Va.)

(a)

Maryland (4-2,1-1) vs. Virginia (2-3,1-1)

Date: Oct 04, 2008 • Site: Charlottesville, Va. • Stadium: Smith/Harrison/Scott

Attendance: 50727

Score by Quarters	1	2	3	4	Total
Maryland	0	0	0	0	0
Virginia	7	14	10	0	31

Qtr	Time	Scoring Play	V-H
1st	02:41	UVA - Kevin Ogletree 51 yd pass from Marc Verica (Y. Reyerling kick), 3-63 1:07	0 - 7
2nd	10:14	UVA - Marc Verica 5 yd run (Y. Reyerling kick), 12-75 5:05	0 - 14
	00:11	UVA - Kevin Ogletree 15 yd pass from Marc Verica (Y. Reyerling kick), 12-88 4:01	0 - 21
3rd	11:34	UVA - Y. Reyerling 32 yd field goal, 7-35 3:26	0 - 24
	05:21	UVA - Cedric Peerman 9 yd run (Y. Reyerling kick), 11-61 5:12	0 - 31

Kickoff time: 7:04 pm • End of Game: 9:59 pm • Total elapsed time: 2:55

Officials: Referee: Brad Allen; Umpire: Mike Webster; Linesman: Michael Kelley;

Line judge: Les Flora, Jr.; Back judge: James Cole; Field judge: Jerry McGee;

Side judge: Jim Corpora;

Temperature: 68 • Wind: none • Weather: clear skies

Team Statistics (Final)
2008 University of Virginia Football
Maryland vs Virginia (Oct 04, 2008 at Charlottesville, Va.)

	MD	UVA
FIRST DOWNS	12	26
Rushing	3	13
Passing	8	12
Penalty	1	1
NET YARDS RUSHING	79	201
Rushing Attempts	21	41
Average Per Rush	3.8	4.9
Rushing Touchdowns	0	2
Yards Gained Rushing	90	214
Yards Lost Rushing	11	13
NET YARDS PASSING	223	226
Completions-Attempts-Int	20-34-1	25-34-0
Average Per Attempt	6.6	6.6
Average Per Completion	11.1	9.0
Passing Touchdowns	0	2
TOTAL OFFENSE YARDS	302	427
Total offense plays	55	75
Average Gain Per Play	5.5	5.7
Fumbles: Number-Lost	1-1	1-0
Penalties: Number-Yards	6-49	4-45
PUNTS-YARDS	5-179	3-98
Average Yards Per Punt	35.8	32.7
Net Yards Per Punt	35.8	30.3
Inside 20	2	1
50+ Yards	0	0
Touchbacks	0	0
Fair catch	3	2
KICKOFFS-YARDS	0-0	6-383
Average Yards Per Kickoff	0.0	63.8
Net Yards Per Kickoff	0.0	39.8
Touchbacks	0	0
Punt returns: Number-Yards-TD	1-7-0	1-0-0
Average Per Return	7.0	0.0
Kickoff returns: Number-Yds-TD	6-144-0	0-0-0
Average Per Return	24.0	0.0
Interceptions: Number-Yds-TD	0-0-0	1-0-0
Fumble Returns: Number-Yds-TD	0-0-0	0-0-0
Miscellaneous Yards	1	0
Possession Time	24:54	35:06
1st Quarter	8:33	6:27
2nd Quarter	4:32	10:28
3rd Quarter	5:03	9:57
4th Quarter	6:46	8:14
Third-Down Conversions	4 of 13	10 of 17
Fourth-Down Conversions	0 of 2	2 of 2
Red-Zone Scores-Chances	0-0	4-5
Sacks By: Number-Yards	1-10	1-11
PAT Kicks	0-0	4-4
Field Goals	0-0	1-2

Individual Statistics (Final)
2008 University of Virginia Football
Maryland vs Virginia (Oct 04, 2008 at Charlottesville, Va.)

Maryland

Rushing	No.	Gain	Loss	Net	TD	Lg	Avg
Scott	11	36	0	36	0	12	3.3
Meggett	5	28	0	28	0	13	5.6
Portis	2	9	0	9	0	6	4.5
Turner	3	17	11	6	0	13	2.0
Totals	21	90	11	79	0	13	3.8

Passing	C-A-I	Yds	TD	Long	Sack
Turner	20-34-1	223	0	23	1
Totals	20-34-1	223	0	23	1

Receiving	No.	Yards	TD	Long
Tyler	5	56	0	19
Jackson	4	24	0	11
Gronkowski	3	38	0	23
I. Williams	2	30	0	19
Smith	2	26	0	16
Meggett	2	13	0	8
Scott	1	9	0	0
Oquendo	1	2	0	2
Heyward-Bey	0	25	0	0
Totals	20	223	0	23

Punting	No.	Yds	Avg	Long	In20	TB
Baltz	5	179	35.8	42	2	0
Totals	5	179	35.8	42	2	0

Returns	Punt			Kickoff			Intercept		
	No	Yds	Lg	No	Yds	Lg	No	Yds	Lg
Oquendo	1	7	7	0	0	0	0	0	0
Smith	0	0	0	6	144	33	0	0	0
Totals	1	7	7	6	144	33	0	0	0

Field goals	Qtr	Time	Dist	Result

Kickoffs	No.	Yards	Avg	TB	OB

All-purpose	Run	Rcv	KR	PR	IR	Total
Smith	0	26	144	0	0	170
Tyler	0	56	0	0	0	56
Scott	36	9	0	0	0	45
Meggett	28	13	0	0	0	41

Virginia

Rushing	No.	Gain	Loss	Net	TD	Lg	Avg
Cedric Peerman	17	110	0	110	1	35	6.5
Mikell Simpson	14	77	0	77	0	19	5.5
Rashawn Jackson	5	12	0	12	0	7	2.4
Marc Verica	3	14	10	4	1	9	1.3
Kevin Ogletree	1	1	0	1	0	1	1.0
M. Covington	1	0	3	-3	0	0	-3.0
Totals	41	214	13	201	2	35	4.9

Passing	C-A-I	Yds	TD	Long	Sack
Marc Verica	25-34-0	226	2	51	1
Totals	25-34-0	226	2	51	1

Receiving	No.	Yards	TD	Long
Cedric Peerman	7	23	0	6
Kevin Ogletree	5	100	2	51
John Phillips	3	38	0	19
M. Covington	3	21	0	11
Mikell Simpson	3	13	0	11
Cary Koch	2	19	0	13
Andrew Devlin	1	6	0	6
Dontrelle Inman	1	6	0	6
Totals	25	226	2	51

Punting	No.	Yds	Avg	Long	In20	TB
Jimmy Howell	3	98	32.7	43	1	0
Totals	3	98	32.7	43	1	0

Returns	Punt			Kickoff			Intercept		
	No	Yds	Lg	No	Yds	Lg	No	Yds	Lg
Vic Hall	1	0	0	0	0	0	0	0	0
Ras-I Dowling	0	0	0	0	0	0	1	0	0
Totals	1	0	0	0	0	0	1	0	0

Field goals	Qtr	Time	Dist	Result
Y. Reyerer	3rd	11:34	32 yards	Good
Y. Reyerer	4th	10:40	38 yards	Blocked

Kickoffs	No.	Yards	Avg	TB	OB
Y. Reyerer	6	383	63.8	0	0

All-purpose	Run	Rcv	KR	PR	IR	Total
Cedric Peerman	110	23	0	0	0	133
Kevin Ogletree	1	100	0	0	0	101
Mikell Simpson	77	13	0	0	0	90
John Phillips	0	38	0	0	0	38

FUMBLES: Maryland-Gronkowski 1-1. Virginia-None.

Defensive Statistics (Final)
2008 University of Virginia Football
Maryland vs Virginia (Oct 04, 2008 at Charlottesville, Va.)

##	Maryland	Solo	Ast	Total	Sacks-Yds	TFL-Yds	FF	FR-Yds	Int-Yds	BrUp	Blks	QBH
33	Wujciak	5	4	9	-	-	-	-	-	-	-	-
48	Fokou	7	0	7	1.0-10	2.0-11	-	-	-	-	-	-
44	Bullock	3	4	7	-	-	-	-	-	-	-	-
1	Skinner	5	1	6	-	-	-	-	-	-	-	-
34	Philistin	2	4	6	-	-	-	-	-	-	-	-
29	Allen	4	1	5	-	-	-	-	-	-	-	-
55	Covington	1	4	5	-	-	-	-	-	-	-	-
57	Harrell	2	2	4	-	-	-	-	-	-	-	-
4	McCollough	3	0	3	-	-	-	-	-	-	-	-
6	Wiseman	3	0	3	-	-	-	-	-	2	-	-
40	Navarre	2	1	3	-	-	-	-	-	-	-	-
2	Barnes	2	1	3	-	-	-	-	-	2	1	-
18	Tate	2	0	2	-	-	-	-	-	-	-	-
97	Muhtadi	1	1	2	-	-	-	-	-	-	-	-
90	Ivey	1	1	2	-	-	-	-	-	-	-	-
43	R. Costa	1	1	2	-	-	-	-	-	-	-	-
96	Otulaja	1	1	2	-	-	-	-	-	-	-	-
92	Armstrong	1	0	1	-	-	-	-	-	-	-	-
Totals		46	26	72	1.0-10	2.0-11	0	0-0	0-0	4	1	0

##	Virginia	Solo	Ast	Total	Sacks-Yds	TFL-Yds	FF	FR-Yds	Int-Yds	BrUp	Blks	QBH
58	Antonio Appleby	7	1	8	-	-	-	-	-	-	-	-
51	Clint Sintim	6	1	7	1.0-11	1.0-11	-	-	-	1	-	-
4	Vic Hall	4	2	6	-	-	1	-	-	-	-	-
13	C. Minnifield	3	0	3	-	-	-	-	-	-	-	-
19	Ras-I Dowling	3	0	3	-	-	-	-	1-0	2	-	-
22	Byron Glaspy	3	0	3	-	-	-	-	-	-	-	-
2C	Rodney McLeod	3	0	3	-	-	-	-	-	1	-	-
45	Denzel Burrell	2	1	3	-	-	-	-	-	1	-	-
40	Corey Mosley	2	0	2	-	-	-	1-0	-	-	-	-
27	Hall Simmons	2	0	2	-	-	-	-	-	-	-	-
93	Alex Field	2	0	2	-	-	-	-	-	-	-	-
55	Jared Detrick	1	0	1	-	-	-	-	-	-	-	-
54	Jon Copper	1	0	1	-	-	-	-	-	-	-	-
56	Cam Johnson	1	0	1	-	1.0-1	-	-	-	-	-	-
96	Nick Jenkins	1	0	1	-	-	-	-	-	-	-	-
98	Nate Collins	1	0	1	-	-	-	-	-	1	-	-
1	Trey Womack	1	0	1	-	-	-	-	-	-	-	-
17	Brandon Woods	1	0	1	-	-	-	-	-	-	-	-
94	Matt Conrath	0	1	1	-	-	-	-	-	-	-	-
Totals		44	6	50	1.0-11	2.0-12	1	1-0	1-0	6	0	0

Drive Chart (By Team) (Final)
2008 University of Virginia Football
Maryland vs Virginia (Oct 04, 2008 at Charlottesville, Va.)

Team	Qtr	Drive Started			Drive Ended			Consumed	
		Spot	Time	Obtained	Spot	Time	How lost	PI - Yds	TOP
MD	1st	M30	15:00	Possession	M30	15:00	Kickoff	0 - 0	0:00
MD		M38	15:00	Kickoff	V32	12:19	Downs	7 - 30	2:41
MD		M11	07:18	Punt	M27	03:48	Punt	6 - 16	3:30
MD		M29	02:32	Kickoff	M34	00:19	Punt	3 - 5	2:13
MD	2nd	M28	10:07	Kickoff	M34	08:02	Punt	5 - 6	2:05
MD		M32	06:21	Punt	V40	04:12	Punt	5 - 28	2:09
MD		M47	00:05	Kickoff	V08	00:00	End of half	1 - 45	0:05
MD	3rd	M35	11:34	Kickoff	V39	10:33	Fumble	3 - 26	1:01
MD		M19	05:21	Kickoff	M39	01:19	Punt	7 - 20	4:02
MD	4th	M22	10:40	Missed FG	V38	08:10	Downs	9 - 40	2:30
MD		M22	05:01	Punt	V32	00:45	Interception	9 - 46	4:16

Maryland	1st Qtr	2nd Qtr	3rd Qtr	4th Qtr	1st Half	2nd Half	Total
Time of possession	08:33	04:32	05:03	06:46	13:05	11:49	24:54
3rd down conversions	1-5	0-2	1-3	2-3	1-7	3-6	4-13
Average field position	M26	M35	M27	M22	M30	M24	M28
4th down conversions	0-1	0-0	0-0	0-1	0-1	0-1	0-2

Team	Qtr	Drive Started			Drive Ended			Consumed	
		Spot	Time	Obtained	Spot	Time	How lost	PI - Yds	TOP
UVA	1st	V33	12:19	Downs	M43	07:18	Punt	9 - 24	5:01
UVA		V37	03:48	Punt	M00	02:41	*TOUCHDOWN	3 - 63	1:07
UVA		V25	00:19	Punt	M00	10:14	*TOUCHDOWN	12 - 75	5:05
UVA	2nd	V34	08:02	Punt	V25	06:21	Punt	3 - (9)	1:41
UVA		V12	04:12	Punt	M00	00:11	*TOUCHDOWN	12 - 88	4:01
UVA	3rd	M45	15:00	Possession	M45	15:00	Kickoff	0 - 0	0:00
UVA		M49	15:00	Kickoff	M14	11:34	*FIELD GOAL	7 - 35	3:26
UVA		V39	10:33	Fumble	M00	05:21	*TOUCHDOWN	11 - 61	5:12
UVA		V19	01:19	Punt	M21	10:40	Missed FG	13 - 60	5:39
UVA	4th	V39	08:10	Downs	M38	05:01	Punt	6 - 23	3:09
UVA		V03	00:45	Interception	V04	00:00	End of half	1 - 1	0:45

Virginia	1st Qtr	2nd Qtr	3rd Qtr	4th Qtr	1st Half	2nd Half	Total
Time of possession	06:27	10:28	09:57	08:14	16:55	18:11	35:06
3rd down conversions	2-3	4-6	2-4	2-4	6-9	4-8	10-17
Average field position	V31	V23	V36	V21	V28	V30	V29
4th down conversions	0-0	1-1	1-1	0-0	1-1	1-1	2-2

Drive Chart (By Quarter) (Final)
2008 University of Virginia Football
Maryland vs Virginia (Oct 04, 2008 at Charlottesville, Va.)

Team	Qtr	Drive Started			Drive Ended			Consumed	
		Spot	Time	Obtained	Spot	Time	How lost	PI - Yds	TOP
MD	1st	M30	15:00	Possession	M30	15:00	Kickoff	0 - 0	0:00
MD		M38	15:00	Kickoff	V32	12:19	Downs	7 - 30	2:41
UVA		V33	12:19	Downs	M43	07:18	Punt	9 - 24	5:01
MD		M11	07:18	Punt	M27	03:48	Punt	6 - 16	3:30
UVA		V37	03:48	Punt	M00	02:41	*TOUCHDOWN	3 - 63	1:07
MD		M29	02:32	Kickoff	M34	00:19	Punt	3 - 5	2:13
UVA		V25	00:19	Punt	M00	10:14	*TOUCHDOWN	12 - 75	5:05
MD	2nd	M28	10:07	Kickoff	M34	08:02	Punt	5 - 6	2:05
UVA		V34	08:02	Punt	V25	06:21	Punt	3 - (9)	1:41
MD		M32	06:21	Punt	V40	04:12	Punt	5 - 28	2:09
UVA		V12	04:12	Punt	M00	00:11	*TOUCHDOWN	12 - 88	4:01
MD		M47	00:05	Kickoff	V08	00:00	End of half	1 - 45	0:05
UVA	3rd	M45	15:00	Possession	M45	15:00	Kickoff	0 - 0	0:00
UVA		M49	15:00	Kickoff	M14	11:34	*FIELD GOAL	7 - 35	3:26
MD		M35	11:34	Kickoff	V39	10:33	Fumble	3 - 26	1:01
UVA		V39	10:33	Fumble	M00	05:21	*TOUCHDOWN	11 - 61	5:12
MD		M19	05:21	Kickoff	M39	01:19	Punt	7 - 20	4:02
UVA		V19	01:19	Punt	M21	10:40	Missed FG	13 - 60	5:39
MD	4th	M22	10:40	Missed FG	V38	08:10	Downs	9 - 40	2:30
UVA		V39	08:10	Downs	M38	05:01	Punt	6 - 23	3:09
MD		M22	05:01	Punt	V32	00:45	Interception	9 - 46	4:16
UVA		V03	00:45	Interception	V04	00:00	End of half	1 - 1	0:45

Play-by-Play Summary (1st quarter)

Maryland vs Virginia (Oct 04, 2008 at Charlottesville, Va.)

Virginia wins coin toss and defers to second half.

Maryland will receive and defend south goal

1-10 MD 30 Change of possession, UVA ball on UVA30.
 1-10 UVA 30 UVA ball on UVA30, Y. Reyerer kickoff 55 yards to the MD15, Smith return 23 yards to the MD38 (Hall Simmons).

MARYLAND drive start at 15:00, MD ball on MD38.

1-10 MD 38 Turner pass incomplete (Denzel Burrell).
 2-10 MD 38 Scott rush for 3 yards to the MD41 (Clint Sintim).
 3-7 MD 41 Turner pass complete to I. Williams for 19 yards to the UVA40, 1ST DOWN MD, out-of-bounds (Corey Mosley). P1
 1-10 UVA 40 Turner pass incomplete to Oquendo.
 2-10 UVA 40 Clock 13:42.
 2-10 UVA 40 Scott rush for 4 yards to the UVA36 (Antonio Appleby).
 3-6 UVA 36 Turner rush for 4 yards to the UVA32 (Nick Jenkins).
 4-2 UVA 32 Turner pass incomplete to Heyward-Bey.

7 plays, 30 yards, 2:41

VIRGINIA drive start at 12:19.

1-10 UVA 32 UVA ball on UVA33.
 1-10 UVA 33 Cedric Peerman rush for 3 yards to the UVA36 (Skinner).
 2-7 UVA 36 Marc Verica pass complete to Kevin Ogletree for 6 yards to the UVA42 (Wujciak).
 3-1 UVA 42 Cedric Peerman rush for 1 yard to the UVA43, 1ST DOWN UVA (Wujciak;Barnes). R1
 1-10 UVA 43 Cedric Peerman rush for 1 yard to the UVA44 (Navarre;Covington).
 2-9 UVA 44 Marc Verica pass complete to Andrew Devlin for 6 yards to the 50 yardline (Fokou).
 3-3 UVA 50 Marc Verica pass complete to Cedric Peerman for 5 yards to the MD45, 1ST DOWN UVA (Allen). P2
 1-10 MD 45 Kevin Ogletree rush for 1 yard to the MD44 (Muhtadi).
 2-9 MD 44 Marc Verica pass incomplete to Rashawn Jackson.
 3-9 MD 44 Marc Verica pass complete to Cedric Peerman for 1 yard to the MD43 (Fokou).
 4-8 MD 43 Jimmy Howell punt 32 yards to the MD11, fair catch by Oquendo.

9 plays, 24 yards, 5:01

MARYLAND drive start at 07:18.

1-10 MD 11 Scott rush for no gain to the MD11 (Clint Sintim).
 2-10 MD 11 Meggett rush for 4 yards to the MD15 (Clint Sintim).
 3-6 MD 15 Turner pass complete to Jackson for 3 yards to the MD18 (Vic Hall).
 4-3 MD 18 Baltz punt 54 yards to the UVA28, Vic Hall return to the UVA28 (Skinner;McCollough),
 PENALTY UVA roughing the kicker (Raynard Horne) 5 yards to the MD23, 1ST DOWN MD, NO PLAY. X2
 1-10 MD 23 Scott rush for 3 yards to the MD26 (Denzel Burrell).
 2-7 MD 26 Scott rush for 1 yard to the MD27 (Alex Field).
 3-6 MD 27 Turner pass incomplete to Gronkowski (Rodney McLeod).
 4-6 MD 27 Baltz punt 36 yards to the UVA37, fair catch by Vic Hall, fumble by recovered by UVA Vic Hall at UVA37.

6 plays, 16 yards, 3:30

VIRGINIA drive start at 03:48.

1-10 UVA 37 Cedric Peerman rush for 4 yards to the UVA41 (Otulaja).
 2-6 UVA 41 Cedric Peerman rush for 8 yards to the UVA49, 1ST DOWN UVA (Wiseman). R3
 1-10 UVA 49 Marc Verica pass complete to Kevin Ogletree for 51 yards to the MD0, 1ST DOWN UVA, TOUCHDOWN, clock 02:41. P4

The play was reviewed and upheld

1-G MD 03 Y. Reyerer kick attempt good.

Virginia 7, Maryland 0

3 plays, 63 yards, 1:07

Y. Reyerer kickoff 63 yards to the MD7, Smith return 22 yards to the MD29 (Byron Glaspy).

MARYLAND drive start at 02:32.

1-10 MD 29 Scott rush for 1 yard to the MD30 (Denzel Burrell).
 2-9 MD 30 Scott rush for 5 yards to the MD35 (Antonio Appleby).
 3-4 MD 35 Turner pass complete to Jackson for loss of 1 yard to the MD34 (Cam Johnson).
 4-5 MD 34 Baltz punt 41 yards to the UVA25, downed.

3 plays, 5 yards, 2:13

VIRGINIA drive start at 00:19.

1-10 UVA 25 Marc Verica pass incomplete to Kevin Ogletree (Barnes).
 2-10 UVA 25 Cedric Peerman rush for 13 yards to the UVA38, 1ST DOWN UVA, out-of-bounds (Skinner). R5

END OF 1st QUARTER: Virginia 7, Maryland 0

Quarter Summary	Score	Time Poss	1st Downs				Conversions		Rushing	Passing	Penalties
			R	P	X	T	3rd	4th			
Maryland	0	08:33	0	1	1	2	1-5	0-1	9-25	3-7-0-21	0-0
Virginia	7	06:27	3	2	0	5	2-3	0-0	7-31	5-7-0-69	1-5

Quickie Statistics (1st quarter)
Maryland vs Virginia (Oct 04, 2008 at Charlottesville, Va.)

	MD	UVA
Score	0	7
FIRST DOWNS	2	5
RUSHES-YARDS (NET)	9-25	7-31
PASSING YDS (NET)	21	69
Passes Att-Comp-Int	7-3-0	7-5-0
TOTAL OFFENSE PLAYS-YARDS	16-46	14-100
Fumble Returns-Yards	0-0	0-0
Punt Returns-Yards	0-0	0-0
Kickoff Returns-Yards	2-45	0-0
Interception Returns-Yards	0-0	0-0
Punts (Number-Avg)	2-38.5	1-32.0
Fumbles-Lost	0-0	1-0
Penalties-Yards	0-0	1-5
Possession Time	08:33	06:27
Third-Down Conversions	1 of 5	2 of 3
Fourth-Down Conversions	0 of 1	0 of 0

Maryland

Rushing	No.	Gain	Loss	Net	TD	Lg	Avg
Scott	7	17	0	17	0	5	2.4
Turner	1	4	0	4	0	4	4.0
Meggett	1	4	0	4	0	4	4.0

Passing	C-A-I	Yds	TD	Long	Sack
Turner	3-7-0	21	0	19	0

Receiving	No.	Yards	TD	Long
Jackson	2	2	0	3
I. Williams	1	19	0	19

Punting	No.	Yds	Avg	Long	In20	TB
Baltz	2	77	38.5	41	0	0

Punt Returns	No.	Yards	TD	Long

Kick Returns	No.	Yards	TD	Long
Smith	2	45	0	23

Tackles	UA-A	Total	Sacks	TFL
Fokou	2-0	2	0.0	0.0
Skinner	2-0	2	0.0	0.0
Wujciak	1-1	2	0.0	0.0
Allen	1-0	1	0.0	0.0

Virginia

Rushing	No.	Gain	Loss	Net	TD	Lg	Avg
Cedric Peerman	6	30	0	30	0	13	5.0
Kevin Ogletree	1	1	0	1	0	1	1.0

Passing	C-A-I	Yds	TD	Long	Sack
Marc Verica	5-7-0	69	1	51	0

Receiving	No.	Yards	TD	Long
Kevin Ogletree	2	57	1	51
Cedric Peerman	2	6	0	5
Andrew Devlin	1	6	0	6

Punting	No.	Yds	Avg	Long	In20	TB
Jimmy Howell	1	32	32.0	32	1	0

Punt Returns	No.	Yards	TD	Long

Kick Returns	No.	Yards	TD	Long

Tackles	UA-A	Total	Sacks	TFL
Clint Sintim	3-0	3	0.0	0.0
Denzel Burrell	2-0	2	0.0	0.0
Antonio Appleby	2-0	2	0.0	0.0
Cam Johnson	1-0	1	0.0	1.0

Qtr	Time	Scoring Play	V-H
1st	02:41	UVA - Kevin Ogletree 51 yd pass from Marc Verica (Y. Reyerer kick), 3-63 1:07	0 - 7

Play-by-Play Summary (2nd quarter)

Maryland vs Virginia (Oct 04, 2008 at Charlottesville, Va.)

1-10	UVA 38	Start of 2nd quarter, clock 15:00.	
1-10	UVA 38	Marc Verica pass complete to M. Covington for 11 yards to the UVA49, 1ST DOWN UVA (Covington;Philistin).	P6
1-10	UVA 49	Marc Verica pass complete to Cedric Peerman for 6 yards to the MD45 (Navarre).	
2-4	MD 45	Cedric Peerman rush for 3 yards to the MD42 (Fokou).	
3-1	MD 42	Rashawn Jackson rush for 7 yards to the MD35, 1ST DOWN UVA (Tate).	R7
1-10	MD 35	Cedric Peerman rush for 3 yards to the MD32 (Wujciak;Bullock).	
2-7	MD 32	Marc Verica pass complete to John Phillips for 9 yards to the MD23, 1ST DOWN UVA (Bullock).	P8
1-10	MD 23	Cedric Peerman rush for 10 yards to the MD13, 1ST DOWN UVA (Ivey).	R9
1-10	MD 13	Cedric Peerman rush for 5 yards to the MD8 (Wujciak).	
2-5	MD 08	Marc Verica pass complete to Cedric Peerman for 3 yards to the MD5 (Wujciak;Bullock).	
3-2	MD 05	Marc Verica rush for 5 yards to the MD0, 1ST DOWN UVA, TOUCHDOWN, clock 10:14.	R10
1-G	MD 03	Y. Reyerer kick attempt good.	

Virginia 14, Maryland 0

12 plays, 75 yards, 5:05

Y. Reyerer kickoff 68 yards to the MD2, Smith return 26 yards to the MD28 (Brandon Woods).

MARYLAND drive start at 10:07.

1-10	MD 28	Meggett rush for 2 yards to the MD30 (Ras-I Dowling).	
2-8	MD 30	Meggett rush for 13 yards to the MD43, 1ST DOWN MD (Ras-I Dowling).	R3
1-10	MD 43	Turner pass incomplete to Smith (Ras-I Dowling).	
2-10	MD 43	Portis rush for 6 yards to the MD49 (Alex Field), PENALTY MD personal foul (Burley) 15 yards to the MD34.	
2-19	MD 34	3rd and 19.	
3-19	MD 34	Turner pass incomplete to Heyward-Bey.	
4-19	MD 34	Baltz punt 32 yards to the UVA34, fair catch by Vic Hall.	

5 plays, 6 yards, 2:05

VIRGINIA drive start at 08:02.

1-10	UVA 34	Marc Verica pass incomplete to Cary Koch.	
2-10	UVA 34	Mikell Simpson rush for 1 yard to the UVA35 (Philistin).	
3-9	UVA 35	Marc Verica sacked for loss of 10 yards to the UVA25 (Fokou).	
4-19	UVA 25	Jimmy Howell punt 43 yards to the MD32, fair catch by Oquendo.	

3 plays, minus 9 yards, 1:41

MARYLAND drive start at 06:21.

1-10	MD 32	Turner pass complete to Gronkowski for 9 yards to the MD41 (Antonio Appleby).	
2-1	MD 41	Scott rush for 12 yards to the UVA47, 1ST DOWN MD (Vic Hall;Denzel Burrell).	R4
1-10	UVA 47	Scott rush for 4 yards to the UVA43 (Antonio Appleby).	
2-6	UVA 43	Portis rush for 3 yards to the UVA40, out-of-bounds (Ras-I Dowling).	
3-3	UVA 40	Turner pass incomplete to L. Watson (Clint Sintim).	
4-3	UVA 40	Baltz punt 28 yards to the UVA12, fair catch by Vic Hall.	

5 plays, 28 yards, 2:09

VIRGINIA drive start at 04:12.

1-10	UVA 12	Cedric Peerman rush for 3 yards to the UVA15 (McCollough).	
2-7	UVA 15	Marc Verica pass complete to Cedric Peerman for 6 yards to the UVA21, out-of-bounds (Covington).	
3-1	UVA 21	Marc Verica pass complete to Kevin Ogletree for 19 yards to the UVA40, 1ST DOWN UVA (Wiseman).	P11
1-10	UVA 40	Cedric Peerman rush for 3 yards to the UVA43 (Bullock).	
2-7	UVA 43	Marc Verica pass complete to Cary Koch for 6 yards to the UVA49 (Fokou).	
3-1	UVA 49	Rashawn Jackson rush for no gain to the UVA49 (Philistin;Bullock).	
4-1	UVA 49	Rashawn Jackson rush for 2 yards to the MD49, 1ST DOWN UVA (Allen).	R12
1-10	MD 49	Marc Verica pass complete to John Phillips for 19 yards to the MD30, 1ST DOWN UVA.	P13
1-10	MD 30	Marc Verica pass complete to Cedric Peerman for 1 yard to the MD29 (Skinner).	
2-9	MD 29	Timeout Virginia, clock 00:24.	
2-9	MD 29	Marc Verica pass complete to Cedric Peerman for 1 yard to the MD28, out-of-bounds.	
3-8	MD 28	Marc Verica pass complete to Cary Koch for 13 yards to the MD15, 1ST DOWN UVA.	P14
1-10	MD 15	Timeout Virginia, clock 00:14.	
1-10	MD 15	Marc Verica pass complete to Kevin Ogletree for 15 yards to the MD0, 1ST DOWN UVA, TOUCHDOWN, clock 00:11.	P15
1-G	MD 03	Y. Reyerer kick attempt good.	

Virginia 21, Maryland 0

1-G UVA 30 PENALTY UVA unsportsmanlike conduct (Kevin Ogletree) 15 yards to the UVA15.

12 plays, 88 yards, 4:01

Y. Reyerer kickoff 59 yards to the MD26, Smith return 21 yards to the MD47 (Hall Simmons).

MARYLAND drive start at 00:05.

1-10	MD 47	Turner pass complete to I. Williams for 11 yards to the UVA42, Heyward-Bey for 25 yards to the UVA17, Scott for 9 yards to the UVA8, 1ST DOWN MD, out-of-bounds (Byron Glaspy).	P5
------	-------	---	----

personal foul on Uva after play will be assessed on second half kickoff

Play-by-Play Summary (2nd quarter)
Maryland vs Virginia (Oct 04, 2008 at Charlottesville, Va.)

End of half, clock 00:00.

1 play, 45 yards, 0:05

END OF 2nd QUARTER: Virginia 21, Maryland 0

Quarter Summary	Score	Time Poss	1st Downs				Conversions		Rushing	Passing	Penalties
			R	P	X	T	3rd	4th			
Maryland	0	04:32	2	1	0	3	0-2	0-0	6-40	2-5-0-54	1-15
Virginia	14	10:28	4	6	0	10	4-6	1-1	12-32	12-13-0-109	1-15

Quickie Statistics (Halftime)
Maryland vs Virginia (Oct 04, 2008 at Charlottesville, Va.)

	MD	UVA
Score	0	21
FIRST DOWNS	5	15
RUSHES-YARDS (NET)	15-65	19-63
PASSING YDS (NET)	75	178
Passes Att-Comp-Int	12-5-0	20-17-0
TOTAL OFFENSE PLAYS-YARDS	27-140	39-241
Fumble Returns-Yards	0-0	0-0
Punt Returns-Yards	0-0	0-0
Kickoff Returns-Yards	4-92	0-0
Interception Returns-Yards	0-0	0-0
Punts (Number-Avg)	4-34.2	2-37.5
Fumbles-Lost	0-0	1-0
Penalties-Yards	1-15	2-20
Possession Time	13:05	16:55
Third-Down Conversions	1 of 7	6 of 9
Fourth-Down Conversions	0 of 1	1 of 1

Maryland

Rushing	No.	Gain	Loss	Net	TD	Lg	Avg
Scott	9	33	0	33	0	12	3.7
Meggett	3	19	0	19	0	13	6.3
Portis	2	9	0	9	0	6	4.5
Turner	1	4	0	4	0	4	4.0

Passing	C-A-I	Yds	TD	Long	Sack
Turner	5-12-0	75	0	19	0

Receiving	No.	Yards	TD	Long
I. Williams	2	30	0	19
Jackson	2	2	0	3
Gronkowski	1	9	0	9
Heyward-Bey	0	25	0	0

Punting	No.	Yds	Avg	Long	In20	TB
Baltz	4	137	34.2	41	1	0

Punt Returns	No.	Yards	TD	Long

Kick Returns	No.	Yards	TD	Long
Smith	4	92	0	26

Tackles	UA-A	Total	Sacks	TFL
Fokou	5-0	5	1.0	1.0
Bullock	2-3	5	0.0	0.0
Wujciak	2-3	5	0.0	0.0
Skinner	3-0	3	0.0	0.0

Virginia

Rushing	No.	Gain	Loss	Net	TD	Lg	Avg
Cedric Peerman	12	57	0	57	0	13	4.8
Rashawn Jackson	3	9	0	9	0	7	3.0
Kevin Ogletree	1	1	0	1	0	1	1.0
Mikell Simpson	1	1	0	1	0	1	1.0

Passing	C-A-I	Yds	TD	Long	Sack
Marc Verica	17-20-0	178	2	51	1

Receiving	No.	Yards	TD	Long
Cedric Peerman	7	23	0	6
Kevin Ogletree	4	91	2	51
John Phillips	2	28	0	19
Cary Koch	2	19	0	13

Punting	No.	Yds	Avg	Long	In20	TB
Jimmy Howell	2	75	37.5	43	1	0

Punt Returns	No.	Yards	TD	Long

Kick Returns	No.	Yards	TD	Long

Tackles	UA-A	Total	Sacks	TFL
Antonio Appleby	4-0	4	0.0	0.0
Ras-I Dowling	3-0	3	0.0	0.0
Clint Sintim	3-0	3	0.0	0.0
Denzel Burrell	2-1	3	0.0	0.0

Qtr	Time	Scoring Play	V-H
1st	02:41	UVA - Kevin Ogletree 51 yd pass from Marc Verica (Y. Reyerer kick), 3-63 1:07	0 - 7
2nd	10:14	UVA - Marc Verica 5 yd run (Y. Reyerer kick), 12-75 5:05	0 - 14
	00:11	UVA - Kevin Ogletree 15 yd pass from Marc Verica (Y. Reyerer kick), 12-88 4:01	0 - 21

Play-by-Play Summary (3rd quarter)

Maryland vs Virginia (Oct 04, 2008 at Charlottesville, Va.)

Start of 3rd quarter, clock 15:00, UVA ball on MD30.

- 1-8 MD 30 PENALTY UVA unsportsmanlike conduct (Clint Sintim) 15 yards to the MD45.
personal foul on final play of first half, assessed on kickoff
 1-23 MD 45 Change of possession, MD ball on MD45, 1st and 10.
 Egekeze kickoff 4 yards to the MD49, on-side kick, recovered by UVA on MD49.

VIRGINIA drive start at 15:00.

ball rolls dead before traveling 10 yards, Virginia possession

- 1-10 MD 49 Marc Verica rush for 9 yards to the MD40 (Fokou).
 2-1 MD 40 Cedric Peerman rush for 4 yards to the MD36, 1ST DOWN UVA (Wujciak). R16
 1-10 MD 36 PENALTY UVA holding (B.J. Cabbell) 10 yards to the MD46.
 1-20 MD 46 Cedric Peerman rush for 35 yards to the MD11, 1ST DOWN UVA (Allen). R17
 1-10 MD 11 Cedric Peerman rush for no gain to the MD11 (Skinner;Covington).
 2-10 MD 11 M. Covington rush for loss of 3 yards to the MD14.
 3-13 MD 14 Marc Verica pass incomplete to Kevin Ogletree.
 4-13 MD 14 Y. Reyerer field goal attempt from 32 GOOD, clock 11:34.

Virginia 24, Maryland 0

7 plays, 35 yards, 3:26

Y. Reyerer kickoff 68 yards to the MD2, Smith return 33 yards to the MD35 (Vic Hall).

MARYLAND drive start at 11:34.

- 1-10 MD 35 Scott rush for 1 yard to the MD36 (Jon Copper).
 2-9 MD 36 Scott rush for 2 yards to the MD38 (Clint Sintim).
 3-7 MD 38 Turner pass complete to Gronkowski for 23 yards to the UVA39, fumble forced by Vic Hall,
 fumble by Gronkowski recovered by UVA Corey Mosley at UVA39.
3 plays, 26 yards, 1:01

VIRGINIA drive start at 10:33.

- 1-10 UVA 39 Marc Verica pass complete to Kevin Ogletree for 9 yards to the UVA48, out-of-bounds
 (Barnes).
 2-1 UVA 48 Cedric Peerman rush for 5 yards to the MD47, 1ST DOWN UVA (Harrell). R18
 1-10 MD 47 Mikell Simpson rush for 6 yards to the MD41 (McCollough).
 2-4 MD 41 Mikell Simpson rush for 3 yards to the MD38 (Philistin;Harrell).
 3-1 MD 38 Marc Verica pass complete to Dontrelle Inman for 6 yards to the MD32, 1ST DOWN UVA
 (Wujciak). P19
 1-10 MD 32 Mikell Simpson rush for 4 yards to the MD28 (Armstrong).
 2-6 MD 28 Marc Verica pass complete to John Phillips for 10 yards to the MD18, 1ST DOWN UVA (R.
 Costa). P20
 1-10 MD 18 Mikell Simpson rush for 7 yards to the MD11, out-of-bounds (Philistin).
 2-3 MD 11 Mikell Simpson rush for 1 yard to the MD10 (McCollough).
 3-2 MD 10 Mikell Simpson rush for 1 yard to the MD9 (Covington;Bullock).
 4-1 MD 09 Timeout Virginia, clock 05:26.
 4-1 MD 09 Cedric Peerman rush for 9 yards to the MD0, 1ST DOWN UVA, TOUCHDOWN, clock 05:21. R21
 1-G MD 03 Y. Reyerer kick attempt good.

Virginia 31, Maryland 0

11 plays, 61 yards, 5:12

Y. Reyerer kickoff 70 yards to the MD0, Smith return 19 yards to the MD19 (Trey Womack).

MARYLAND drive start at 05:21.

- 1-10 MD 19 Turner pass complete to Gronkowski for 6 yards to the MD25 (Matt Conrath;Antonio Appleby).
 2-4 MD 25 Turner pass incomplete to Oquendo (Ras-I Dowling).
 3-4 MD 25 Turner pass complete to Tyler for 10 yards to the MD35, 1ST DOWN MD (Antonio Appleby). P6
 1-10 MD 35 Turner pass complete to Jackson for 11 yards to the MD46, 1ST DOWN MD (Vic Hall). P7
 1-10 MD 46 Timeout Maryland, clock 03:35.
 1-10 MD 46 PENALTY MD holding (Gronkowski) 10 yards to the MD36.
 1-20 MD 36 PENALTY MD false start (Thomas) 5 yards to the MD31.
 1-25 MD 31 Turner pass complete to Tyler for 19 yards to the 50 yardline.
 2-6 MD 50 Turner pass incomplete to Oquendo.
 3-6 MD 50 Turner sacked for loss of 11 yards to the MD39 (Clint Sintim).
 4-17 MD 39 Baltz punt 42 yards to the UVA19, Vic Hall return 0 yards to the UVA19 (Barnes).
7 plays, 20 yards, 4:02

VIRGINIA drive start at 01:19.

- 1-10 UVA 19 Marc Verica pass incomplete to Kevin Ogletree (Barnes).
 2-10 UVA 19 Mikell Simpson rush for 1 yard to the UVA20 (Wujciak).
 3-9 UVA 20 Marc Verica pass complete to Mikell Simpson for 11 yards to the UVA31, 1ST DOWN UVA
 (Skinner). P22

END OF 3rd QUARTER: Virginia 31, Maryland 0

Quarter Summary	Score	Time Poss	1st Downs				Conversions		Rushing	Passing	Penalties
			R	P	X	T	3rd	4th			
Maryland	0	05:03	0	2	0	2	1-3	0-0	3-(-8)	5-7-0-69	2-15
Virginia	10	09:57	4	3	0	7	1-3	1-1	14-82	4-6-0-36	2-25

Quickie Statistics (3rd quarter)
Maryland vs Virginia (Oct 04, 2008 at Charlottesville, Va.)

	MD	UVA
Score	0	31
FIRST DOWNS	7	22
RUSHES-YARDS (NET)	18-57	33-145
PASSING YDS (NET)	144	214
Passes Att-Comp-Int	19-10-0	26-21-0
TOTAL OFFENSE PLAYS-YARDS	37-201	59-359
Fumble Returns-Yards	0-0	0-0
Punt Returns-Yards	0-0	1-0
Kickoff Returns-Yards	6-144	0-0
Interception Returns-Yards	0-0	0-0
Punts (Number-Avg)	5-35.8	2-37.5
Fumbles-Lost	1-1	1-0
Penalties-Yards	3-30	4-45
Possession Time	18:08	26:52
Third-Down Conversions	2 of 10	8 of 13
Fourth-Down Conversions	0 of 1	2 of 2

Maryland

Rushing	No.	Gain	Loss	Net	TD	Lg	Avg
Scott	11	36	0	36	0	12	3.3
Meggett	3	19	0	19	0	13	6.3
Portis	2	9	0	9	0	6	4.5
Turner	2	4	11	-7	0	4	-3.5

Passing	C-A-I	Yds	TD	Long	Sack
Turner	10-19-0	144	0	23	1

Receiving	No.	Yards	TD	Long
Gronkowski	3	38	0	23
Jackson	3	13	0	11
I. Williams	2	30	0	19
Tyler	2	29	0	19

Punting	No.	Yds	Avg	Long	In20	TB
Baltz	5	179	35.8	42	2	0

Punt Returns	No.	Yards	TD	Long

Kick Returns	No.	Yards	TD	Long
Smith	6	144	0	33

Tackles	UA-A	Total	Sacks	TFL
Wujciak	5-3	8	0.0	0.0
Fokou	6-0	6	1.0	1.0
Bullock	2-4	6	0.0	0.0
Skinner	4-1	5	0.0	0.0

Virginia

Rushing	No.	Gain	Loss	Net	TD	Lg	Avg
Cedric Peerman	17	110	0	110	1	35	6.5
Mikell Simpson	8	24	0	24	0	7	3.0
Rashawn Jackson	3	9	0	9	0	7	3.0
Marc Verica	3	14	10	4	1	9	1.3

Passing	C-A-I	Yds	TD	Long	Sack
Marc Verica	21-26-0	214	2	51	1

Receiving	No.	Yards	TD	Long
Cedric Peerman	7	23	0	6
Kevin Ogletree	5	100	2	51
John Phillips	3	38	0	19
Cary Koch	2	19	0	13

Punting	No.	Yds	Avg	Long	In20	TB
Jimmy Howell	2	75	37.5	43	1	0

Punt Returns	No.	Yards	TD	Long
Vic Hall	1	0	0	0

Kick Returns	No.	Yards	TD	Long

Tackles	UA-A	Total	Sacks	TFL
Antonio Appleby	5-1	6	0.0	0.0
Clint Sintim	5-0	5	1.0	1.0
Vic Hall	4-1	5	0.0	0.0
Ras-I Dowling	3-0	3	0.0	0.0

Qtr	Time	Scoring Play	V-H
1st	02:41	UVA - Kevin Ogletree 51 yd pass from Marc Verica (Y. Reyerling kick), 3-63 1:07	0 - 7
2nd	10:14	UVA - Marc Verica 5 yd run (Y. Reyerling kick), 12-75 5:05	0 - 14
	00:11	UVA - Kevin Ogletree 15 yd pass from Marc Verica (Y. Reyerling kick), 12-88 4:01	0 - 21
3rd	11:34	UVA - Y. Reyerling 32 yd field goal, 7-35 3:26	0 - 24
	05:21	UVA - Cedric Peerman 9 yd run (Y. Reyerling kick), 11-61 5:12	0 - 31

Play-by-Play Summary (4th quarter)

Maryland vs Virginia (Oct 04, 2008 at Charlottesville, Va.)

1-10 UVA 31 Start of 4th quarter, clock 15:00.
 1-10 UVA 31 Mikell Simpson rush for 5 yards to the UVA36 (Allen).
 2-5 UVA 36 Marc Verica pass complete to M. Covington for 3 yards to the UVA39, out-of-bounds (Skinner).
 3-2 UVA 39 Marc Verica pass complete to M. Covington for 7 yards to the UVA46, 1ST DOWN UVA (Wujciak;Allen). P23
 1-10 UVA 46 Mikell Simpson rush for 19 yards to the MD35, 1ST DOWN UVA, out-of-bounds (Wiseman). R24
 1-10 MD 35 Marc Verica pass incomplete to Kevin Ogletree (Wiseman).
 2-10 MD 35 Mikell Simpson rush for 6 yards to the MD29 (Navarre).
 3-4 MD 29 Marc Verica pass incomplete to Cary Koch (Barnes), PENALTY MD pass interference (Barnes) 4 yards to the MD25, 1ST DOWN UVA, NO PLAY. X25
 1-10 MD 25 Marc Verica pass incomplete to Jared Green (Wiseman).
 2-10 MD 25 Mikell Simpson rush for 5 yards to the MD20 (R. Costa;Otulaja).
 3-5 MD 20 Marc Verica pass complete to Mikell Simpson for loss of 1 yard to the MD21 (Fokou).
 4-6 MD 21 Y. Reyring field goal attempt from 38 BLOCKED, recovered by MD TEAM at MD22 spot at MD22, clock 10:40 (blocked by Barnes).

13 plays, 60 yards, 8:09

1-10 MD 22 Turner pass incomplete to Oquendo.
 2-10 MD 22 Turner pass complete to Tyler for 18 yards to the MD40, 1ST DOWN MD, out-of-bounds (Corey Mosley). P8
 1-10 MD 40 Turner pass incomplete to Scott.
 2-10 MD 40 Turner pass incomplete (Nate Collins).
 3-10 MD 40 Turner rush for 13 yards to the UVA47, 1ST DOWN MD (Antonio Appleby). R9
 1-10 UVA 47 Turner pass incomplete to Lee-Odai.
 2-10 UVA 47 Turner pass complete to Scott for no gain to the UVA47 (Vic Hall;Clint Sintim).
 3-10 UVA 47 Turner pass complete to Tyler for 6 yards to the UVA41, out-of-bounds (C. Minnifield).
 4-4 UVA 41 Turner pass complete to Tyler for 3 yards to the UVA38 (Clint Sintim).

9 plays, 40 yards, 0:00

VIRGINIA drive start at 08:10.

1-10 UVA 38 UVA ball on UVA39.
 1-10 UVA 39 Marc Verica pass complete to Mikell Simpson for 3 yards to the UVA42 (Harrell).
 2-7 UVA 42 Marc Verica pass incomplete to Rashawn Jackson.
 3-7 UVA 42 Mikell Simpson rush for 13 yards to the MD45, 1ST DOWN UVA (Bullock). R26
 1-10 MD 45 Mikell Simpson rush for 5 yards to the MD40 (Tate).
 2-5 MD 40 Rashawn Jackson rush for 2 yards to the MD38 (Harrell;Ivey).
 3-3 MD 38 Marc Verica pass incomplete to Jared Green.
 4-3 MD 38 Jimmy Howell punt 23 yards to the MD15, Oquendo return 7 yards to the MD22 (Jared Detrick).

6 plays, 23 yards, 3:09

MARYLAND drive start at 05:01.

1-10 MD 22 Meggett rush for 4 yards to the MD26 (Nate Collins).
 2-6 MD 26 Turner pass complete to Smith for 16 yards to the MD42, 1ST DOWN MD (C. Minnifield). P10
 1-10 MD 42 Turner pass complete to Meggett for 5 yards to the MD47 (Antonio Appleby).
 2-5 MD 47 Turner pass complete to Tyler for 1 yard to the MD48 (Ras-I Dowling), PENALTY MD holding (B. Campbell) 10 yards to the MD37, NO PLAY.
 2-15 MD 37 Turner pass complete to Meggett for 8 yards to the MD45 (Rodney McLeod).
 3-7 MD 45 Turner pass complete to Smith for 10 yards to the UVA45, 1ST DOWN MD, out-of-bounds (C. Minnifield). P11
 1-10 UVA 45 PENALTY MD false start (Burley) 5 yards to the 50 yardline.
 1-15 MD 50 Meggett rush for 5 yards to the UVA45 (Byron Glaspy).
 2-10 UVA 45 Turner pass complete to Jackson for 11 yards to the UVA34, 1ST DOWN MD (Rodney McLeod). P12
 1-10 UVA 34 Turner pass complete to Oquendo for 2 yards to the UVA32 (Rodney McLeod).
 2-8 UVA 32 Timeout Maryland, clock 00:51.
 2-8 UVA 32 Turner pass intercepted by Ras-I Dowling at the UVA3, Ras-I Dowling return 0 yards to the UVA3.

9 plays, 46 yards, 4:16

VIRGINIA drive start at 00:45.

1-10 UVA 03 Rashawn Jackson rush for 1 yard to the UVA4 (Muhtadi;Philistin).
 End of game, clock 00:00.

1 play, 1 yard, 0:45

FINAL SCORE: Virginia 31, Maryland 0

Quarter Summary	Score	Time Poss	1st Downs				Conversions		Rushing	Passing	Penalties
			R	P	X	T	3rd	4th			
Maryland	0	04:16	1	4	0	5	2-3	0-1	3-22	10-15-1-79	3-19
Virginia	0	10:44	2	1	1	4	2-4	0-0	8-56	4-8-0-12	0-0

Participation Report (Final)
2008 University of Virginia Football
Maryland vs Virginia (Oct 04, 2008 at Charlottesville, Va.)

Maryland

Pos	##	OFFENSE
WR	84	I. Williams
LT	77	Burley
LG	76	Thomas
C	60	E. Williams
RG	72	P. Costa
RT	75	Randolph
TE	13	Gronkowski
QB	10	Turner
TB	23	Scott
FB	38	Jackson
WR	8	Heyward-Bey

Pos	##	DEFENSE
DE	91	Frost
NT	96	Otulaja
DT	40	Navarre
LEO	55	Covington
SAM	48	Fokou
MIKE	33	Wujciak
WILL	34	Philistin
CB	6	Wiseman
CB	2	Barnes
FS	1	Skinner
SS	29	Allen

Virginia

Pos	##	OFFENSE
WR	20	Kevin Ogletree
LT	75	Eugene Monroe
LG	63	Austin Pasztor
C	64	Jack Shields
RG	65	B.J. Cabbell
RT	61	Will Barker
TE	85	John Phillips
QB	6	Marc Verica
TB	5	Mikell Simpson
WR	80	M. Covington
WR	26	Cary Koch

Pos	##	DEFENSE
DE	93	Alex Field
NT	96	Nick Jenkins
DE	94	Matt Conrath
OLB	51	Clint Sintim
ILB	54	Jon Copper
ILB	58	Antonio Appleby
OLB	45	Denzel Burrell
CB	4	Vic Hall
CB	19	Ras-I Dowling
S	22	Byron Glaspy
S	40	Corey Mosley

Maryland: 4-McCollough, 7-Cannon, 12-Portis, 15-Walker, 17-Oquendo, 18-Tate, 20-Perez, 22-D. Robinson, 24-Tyler, 26-Carter, 35-Baltz, 37-Chism, 39-Egekeze, 41-Meggett, 43-R. Costa, 44-Bullock, 45-T. Galt, 51-Ball, 53-Sule, 57-Harrell, 67-Griffin, 74-B. Campbell, 80-L. Watson, 82-Smith, 83-Lee-Odai, 90-Ivey, 92-Armstrong, 97-Muhtadi.

Virginia: 1-Trey Womack, 2C-Rodney McLeod, 8-Jimmy Howell, 9R-Crutcher Reiss, 10-Y. Reyering, 13-C. Minnifield, 15-Scott Deke, 17-Brandon Woods, 18-Kris Burd, 27-Hall Simmons, 31-Rashawn Jackson, 37-Cedric Peerman, 43-Mike Parker, 44-Raynard Horne, 47-Curt Orshoski, 55-Jared Detrick, 56-Cam Johnson, 59-J-K Dolce, 66-Danny Aiken, 74-P. Slebonick, 78-Isaac Cain, 81-Dontrelle Inman, 84-Jared Green, 87-Andrew Devlin, 95-Kevin Crawford, 98-Nate Collins.

Virginia vs. Maryland

Oct. 4, 2008

Virginia Head Coach Al Groh Quotes

“We took a little step forward here tonight. All four phases had a good evening: offense, defense, special teams and coaching staff. We have a ways to go yet and we have a lot of things to improve upon but I think we made some progress tonight.”

Looking ahead

“Our challenge is to keep moving forward next week and realize this is one phase in the overall development of our team. We have a ways to go with seven games ahead of us.”

On stopping Maryland’s RB Da’Rel Scott and WR Darrius Heyward-Bay

“They are the two playmakers on that team and that was quite apparent when watching the previous games. We had some detailed plans in mind to deal with them. The bottom line is our players focused on what we had to do in regards to those two players and got it done.”

On Cedric Peerman

“To have Cedric Peerman back for what is essentially the first time this season made a great difference. He’s got a great heart for competition, his team and his teammates. His production is a significant part of what we want to do.”

On Mikell Simpson

“He took the ball from Cedric and literally ran with it for that (later) part of the game and did a bang up job.”

On the offensive Line and first-time, freshman starter Austin Pasztor

“The offensive line made some real good progress tonight. That included a nice break in for Austin Pasztor who started against, and played against, some real good players tonight.”

On QB Marc Verica

“This is an on going process and this position in football can often be a season-long or even a multiple-season process. That being said, he played a very, very good game tonight. He was on target from the start. He overcame a tough week to play very well. I hope this is a sign of good things to come.”

On going for it on fourth and short

“We said, ‘Don’t over-coach this.’” We planned to give this game to the players and let them take ownership. They took ownership.”

On Virginia’s big plays

“When teams are point-producers, it is usually because they turn in some big plays. We certainly got some big plays tonight.”

Virginia vs. Maryland

Oct. 4, 2008

Head Coach Ralph Friedgen Quotes

“What I’d like to say is Virginia obviously just outplayed us. My hat’s off to them. They played very well, they played very hard and that’s really the story of the game.”

About the team’s focus:

“We didn’t play very well. We made a lot of mental mistakes; we weren’t very physical. You know, it’s kind of what I was worried about coming down. We just don’t seem to be reaching these guys. I knew how Virginia would react, very similar to how we reacted after Middle Tennessee. It’s an emotional game. We’ve got to be ready to play. I did my best to try to prepare these guys and it obviously it wasn’t good enough.”

About their practices this week:

“I thought we practiced pretty good this week. Thursday I thought we practiced pretty good.”

About who should take responsibility for the loss:

“It’s on me. I’m the head coach. Everything was under me. We weren’t prepared to play a good Virginia team tonight and anytime that happens, you can put the blame on me.”

On the team’s defense:

“You know what’s frustrating is a lot of things they were hurting us on, we had practiced. We did make an adjustment here or there, but it really wasn’t about Xs and Os. It was about who came to play and who didn’t. That’s what it was about. You could have the greatest plays in the world and if you’re not going to execute them and the other team is playing a different speed than you are, then it’s not going to work.”

About the missed kick:

“Obi (Egekeze) kicks that thing perfectly every time in practice. I was caught in a situation with the ball on the 45 and we were going to kick it and get it on the 20. How much are we going to gain there? I figured we’d try the dribbler, which I think is one of the tougher returns to get if you hit it right. We missed the ball. It wasn’t our night.”

About what was said in the locker room at half time:

“I said a lot to them at halftime, and so did the other coaches. Some of the players said things. They still had that distant stare.”

How the players reacted on the sideline as they fell behind:

“Some of the guys were saying things but after awhile they weren’t. They mentioned Middle Tennessee and I could see we weren’t prepared and the practices weren’t good. This week, we were spirited. I felt like we’d be ready to play, but we weren’t.”

About what he told them in the locker:

“I told them we have a meeting on Tuesday at 2:30 and I’ll tell them what we’re going to do. I originally was going to give them a day off, but I don’t know what I’m going to do now. We’ve got to get better. We’re banged up right now, we’re banged up after this game because we got the crap kicked out of us.”

The implication of this game:

“We’re playing four of the next six at home. It was reiterated daily. Last night I talked about it – that is was our chance. It’s frustrating. It really is. You guys must think I’m out here trying to throw these games, but I’m trying my hardest to prepare them, to motivate them, but right now it’s frustrating to everyone, the players and the coaches. I don’t think they wanted to play poorly. I don’t think they wanted that at all. I take my hat off to Al and Virginia’s coaches, they did a great job of preparing to play. I’m sure after losing to Duke that motivated them very much and the fact that we were coming out here really motivated them. I knew that was going to happen. I knew that. I try to think “What more could I have done...” It’s a question of whether they hear you or they want to hear you.”

About the team:

“I don’t feel like this team quit at any time. I just don’t think we played well. There’s a difference there. They were trying right to the end. It just wasn’t our night tonight. The biorhythms weren’t right or whatever. I just think they had trouble. Virginia was playing very good. You’ve got to give them credit. They came to play and they were playing at a higher level than we were.”

Virginia vs. Maryland

October 4, 2008

Virginia Player Quotes

Virginia sophomore quarterback Marc Verica

On offensive identity:

“We have struggled to find our offensive identity up to this point, but tonight everything seemed to click. We ran the ball well, we pass protected, we run blocked and did a great job of executing on offense.”

On bouncing back from last week:

“I approached this game as an opportunity to bounce back. After last week’s performance, I had to find a way to regain my confidence and thankfully we got it done tonight.”

On taking an early shot downfield:

“It was very important for us to be able to open things up a little bit. Kevin (Ogletree) did a great job to get downfield and haul in the ball. His second effort was crucial as the team really fed off getting in the end zone early.”

On going from scout team to starter:

“It’s a surreal feeling to go from fourth string to starter in just a year. I can’t give enough praise to my coaches and my teammates who have helped me get where I am. The feeling is indescribable.”

On the running game:

“We planned to run the ball a good amount tonight, and thanks to the play of the backs and offensive line, we were incredibly successful. We prepared hard, practiced hard, and tonight were able to execute on the ground.”

On pocket presence:

“A lot of that is coach Mike (Groh) helping me in practice. We do a lot of drills where I work on moving and sliding in the pocket. We focus on keeping my eyes downfield while making people miss. That preparation really let me feel comfortable back there tonight.”

On decision making and the game plan:

“A big focus was to take what the defense was giving you. If you have to come underneath to the backs or tight ends, take it. We focused on not forcing things and just taking what was available. Once we were able to do that and run the ball successfully, it opened up some opportunities downfield and we were able to take advantage and make some plays.”

Virginia senior tailback Cedric Peerman

On the running game:

“It was something we focused on this week. We had a great game plan and those guys up front did a great job executing. The receivers hit their block downfield, and I was able to find some creases.”

On his physical condition:

“I felt really good. I have healed over the last couple of weeks. Not playing last week was a great decision, as it allowed me to come out tonight feeling fresh. I feel as close to 100 percent as I have in a while.”

On quarterback Marc Verica:

“We have all always had faith in Marc. We knew he had a great arm as a scout team guy when he first got here. He seemed to put it all together tonight as he showed impeccable decision making, incredible poise, and led the team to a big win.”

On the gameplan:

“We called what we practiced, and everything really seemed to work tonight. We have to keep building on what we have done to this point. This win tonight has no impact on what happens to us next week so we have to stay focused.”

On being injury status:

“I’m back, I’m ready to go, and I’m excited about the direction we’re headed as a team right now.”

Virginia vs. Maryland

Oct. 4, 2008

Virginia Player Quotes

Virginia sophomore CB Ras-I Dowling

On defense recording a shutout victory versus Maryland:

“It feels good. It feels good to get a shutout win versus anybody.”

On recording two interceptions:

“There wasn’t necessarily any key; they just threw the ball and I made a play on it.”

On the defensive game plan going into today’s game:

“We executed our game plan pretty well. We stopped the run and the pass and made big plays. Maryland is a big play team and we stopped that today.”

On Maryland quarterback Chris Turner:

“He’s a good quarterback, but we played really well against him.”

Virginia senior LB Clint Sintim

On the overall defensive effort:

“It was really a great performance. A lot of guys put a lot into it. After last week we were demoralized by our performance and we came out this week and had a better effort; a lot of guys made plays and stepped up. We put a zero up on the board and that’s big.”

On pressuring Maryland quarterback Chris Turner:

“I had a lot of pressures; I guess you could say my mentor (Chris Long) was really helping me out. I was able to get free and a lot of guys helped me out. I was able to get the single block and get free on a couple of quarterback pressures.”

On Vic Hall’s fumble recovery:

“I was actually in the backfield but I turned around and saw it on the Jumbotron. Vic (Hall) is just one of those guys; he is a heads up player who is always there. He does exactly what the coaches teach him to do and was able to make a big play. That does not surprise any of us, that’s just the type of player that Vic is.”

On defeating a heavily favored Maryland team:

“They’re a great team and they have showed that in the last two games they played. We weren’t the favored team but we came out here and performed. Whenever these teams play, you can assume the record is 0-0. We came out here and performed really well.”

Virginia junior WR Kevin Ogletree

On the overall offensive performance:

“I think it was a great overall performance. There was great blocking up front, Marc (Verica) played a heck of a game and some playmakers were called on to make some plays, so that’s what we did. That was what we intended to do throughout the week, that’s what we knew it would take to get the win, so that’s what we tried to focus on and we came out and executed.”

On the job done by the offensive line:

“We were moving the ball downfield and we had a lot of first downs, which was key. It was good to see that some of the older guys like Eugene (Monroe) and Will (Barker) work with some of the younger guys like

Austin (Pasztor). I think it was his first or second game so it was good to see him mature and come into his own.”

On being able to bounce back after last week’s loss:

“It feels great. It’s an ACC win; with Maryland it’s a historic rivalry so we’re really happy and excited.”

Virginia senior OT Eugene Monroe

On the improvement of the offensive line this week from last week:

“This whole past week we have focused on getting targeted on the right defenders because we weren’t doing a great job of doing that. Tonight we did a better job and obviously had big help from the run game, which was a great thing. I’m just excited that tonight we got this win.”

On the performance of running backs Cedric Peerman and Mikell Simpson:

“They are going to find the holes and different find different opportunities. They make us look good by look good by targeting the holes and accelerating off of the end. If we can run the ball, we take pressure off of the quarterback and that also opens up the guard game. We just did a better job all around; we played better tonight than we have before.”

On being able to bounce back after last week’s loss:

“It’s big. It’s not just that it’s an ACC team but it’s Maryland—they are one of our biggest rivals. We wait for this game every year, all year and we are ecstatic that we got this win.”

Virginia vs. Maryland

Oct. 4, 2008

Maryland Player Quotes

Senior Offensive Lineman Edwin Williams

On being optimistic:

“They played very well. It was a very good game. You have to be optimistic about it. We’re 1-1 in the ACC, six games left, we have to keep pushing it. We have to keep working a lot harder this off week to get ready for Wake Forest. We have to focus.”

On Coach Ralph Friedgen:

“I definitely think that [Coach] is reaching us. Some of the responsibility falls on the team. Offensively, that is one thing that I cannot control. We have to do a lot of things better if we expect to win an ACC championship or anything. Again, [Virginia] played a very good game, and we didn’t match them.”

On preparation:

“It wasn’t anything that [Virginia] was doing, it was us. There were a lot of things that we shouldn’t have been doing, a lot things that we were doing to beat ourselves. We didn’t push hard enough, make enough plays, and I definitely take full responsibility because I didn’t play anywhere near where I’m supposed to play.”

On underestimating Virginia:

“It’s very tough to underestimate a team like [Virginia]. It turned out to be a big game for us. We thought that since their record wasn’t very good that they weren’t going to play like they did a couple of years ago. UVa put forth their best effort, and we didn’t. We didn’t play college football.”

On scoring:

“We tried to stay positive, and that’s all that you can really do. We tried to move the ball. As far as points, that’s all that really matters at the end of the day, and we didn’t score any. The results aren’t about your mental strategy or trying. We have to work on that on our off week. The hard part about it is that we worked the hardest these last six weeks.

Junior Quarterback Chris Turner

On Virginia:

“[Virginia] didn’t do anything special as far as schemes, but we didn’t run the ball as well as we would have liked to.”

On a comeback:

“During halftime, we weren’t down. We thought we’d have a chance to come back. We came up fighting.”

On their bye this week:

“It’s the best time to [have two weeks to prepare]. We have two big home games, and more than any other time, we need for our fans to come out. We’ll take it one game at a time, and we won’t take any game for granted, obviously.”

Virginia vs. Maryland
Game Notes
Oct. 4, 2008

Tonight's Virginia victory is the most lopsided in the series since the Cavaliers defeated Maryland 48-13 at Scott Stadium in 2002.

The game marked the first time Maryland has been shutout since a 16-0 loss at Virginia in 2004. It is just the third shutout during Ralph Friedgen's tenure as Maryland's head coach in 93 games (since 2001).

UVa's shutout is its second this season (16-0 vs. Richmond) and the ninth during head coach Al Groh's tenure (93 games, since 2001). It is also the first time Virginia has had at least two shutouts in a season since having two (Duke, North Carolina) two years ago.

Tonight's game marked the first time this season Maryland failed to score in the first half of a game.

Virginia's 427 yards of total offense was a season high, bettering last week's total of 304 at Duke. It is the Cavaliers' most since compiling 439 yards in last season's win over Maryland in College Park.

UVa TB Cedric Peerman finished with 110 yards rushing to become the first UVa running back this season to rush for 100 yards in a game. It is the fourth 100-yard game in his career. His season total in three games coming into tonight's game was 96 yards.

UVa WR Kevin Ogletree recorded his second 100-yard receiving game this season, finishing with 100 yards. He also had 103 yards vs. Richmond. It marks the third 100-yard game in his career and two have been against Maryland.

Ogletree had two TD receptions for the second time in his UVa career. The other was also against Maryland in 2006.

UVa quarterback Marc Verica's 226 passing yards are a career high, as are his two touchdown passes and 25 completions.

Verica's 51-yard TD pass to Kevin Ogletree in the first quarter was:

- UVa's first passing TD of the season
- UVa's longest offensive play of the season
- Verica's longest career pass
- Equaled Ogletree's long career reception. He had a 51-yard reception (non-scoring) vs. Maryland in 2006
- It was UVa's longest reception in a game since Ogletree's catch in 2006 (24 games)

Verica had his first rushing TD tonight (5 yards in 2nd quarter).

UVa redshirt freshman TE Andrew Devlin recorded his first career reception tonight.

Freshman Austin Pasztor made his first career start tonight for Virginia. He is the first true freshman to start on the offensive line for the Cavaliers since OG Branden Albert did in 2005.

Curt Orshoski played in his first UVa game during tonight's contest (on the kickoff team). He becomes the 20th Cavalier player to appear in their first college game this season.

UVa freshman defensive back Rodney McLeod switched to No. 28 during tonight's game instead of his usual No. 26 jersey because he was on the field at the same time as Cary Koch (No. 26) on special teams.

Former UVa consensus All-American defensive end Chris Long and two-time NCAA men's singles champion Somdev Devvarman raised the Power of Orange flag during today's pregame festivities.

Scoring Summary (Final)
2008 University of Virginia Football
East Carolina vs Virginia (Oct 11, 2008 at Charlottesville, Va.)

East Carolina (3-3) vs. Virginia (3-3)

Date: Oct 11, 2008 • Site: Charlottesville, Va. • Stadium: Smith/Harrison/Scott

Attendance: 52398

Score by Quarters	1	2	3	4	Total
East Carolina	6	0	7	7	20
Virginia	7	21	0	7	35

Qtr	Time	Scoring Play	V-H
1st	09:41	ECU - HARTMAN, Ben 45 yd field goal, 7-14 2:31	3 - 0
	00:47	ECU - HARTMAN, Ben 35 yd field goal, 9-34 3:58	6 - 0
	00:00	UVA - Cedric Peerman 79 yd run (Y. Reyerling kick), 2-85 0:47	6 - 7
2nd	10:04	UVA - Cedric Peerman 60 yd run (Y. Reyerling kick), 1-60 0:09	6 - 14
	05:57	UVA - Mikell Simpson 5 yd run (Y. Reyerling kick), 6-61 2:17	6 - 21
	01:27	UVA - Kevin Ogletree 30 yd pass from Marc Verica (Y. Reyerling kick), 6-53 2:16	6 - 28
3rd	09:16	ECU - WILLIAMS, Jon 1 yd run (HARTMAN, Ben kick), 10-41 5:44	13 - 28
4th	13:58	ECU - SIMMONS, Brndn 10 yd pass from PINKNEY, Pat (HARTMAN, Ben kick), 9-81 3:55	20 - 28
	07:07	UVA - John Phillips 12 yd pass from Scott Deke (Robert Randolph kick), 5-24 2:26	20 - 35

Kickoff time: 12:10 pm • End of Game: 3:18 pm • Total elapsed time: 3:08

Officials: Referee: Ed Ardito; Umpire: Mark Baynes; Linesman: Jerry Harris;

Line judge: Gerald Woodruff; Back judge: Ivan Daniels; Field judge: Jim DeBell;

Side judge: Chris Bynum;

Temperature: 68 • Wind: 4 NE • Weather: clear

Team Statistics (Final)
2008 University of Virginia Football
East Carolina vs Virginia (Oct 11, 2008 at Charlottesville, Va.)

	ECU	UVA
FIRST DOWNS	14	21
Rushing	8	5
Passing	6	13
Penalty	0	3
NET YARDS RUSHING	89	202
Rushing Attempts	41	33
Average Per Rush	2.2	6.1
Rushing Touchdowns	1	3
Yards Gained Rushing	151	228
Yards Lost Rushing	62	26
NET YARDS PASSING	196	228
Completions-Attempts-Int	12-28-0	26-34-2
Average Per Attempt	7.0	6.7
Average Per Completion	16.3	8.8
Passing Touchdowns	1	2
TOTAL OFFENSE YARDS	285	430
Total offense plays	69	67
Average Gain Per Play	4.1	6.4
Fumbles: Number-Lost	3-2	2-0
Penalties: Number-Yards	8-70	3-20
PUNTS-YARDS	7-268	6-206
Average Yards Per Punt	38.3	34.3
Net Yards Per Punt	32.6	31.0
Inside 20	0	2
50+ Yards	2	0
Touchbacks	0	1
Fair catch	1	3
KICKOFFS-YARDS	5-339	6-400
Average Yards Per Kickoff	67.8	66.7
Net Yards Per Kickoff	44.8	44.5
Touchbacks	0	1
Punt returns: Number-Yards-TD	0-0-0	3-40-0
Average Per Return	0.0	13.3
Kickoff returns: Number-Yds-TD	4-113-0	5-115-0
Average Per Return	28.2	23.0
Interceptions: Number-Yds-TD	2-9-0	0-0-0
Fumble Returns: Number-Yds-TD	0-0-0	0-0-0
Miscellaneous Yards	0	0
Possession Time	30:50	29:10
1st Quarter	8:12	6:48
2nd Quarter	7:35	7:25
3rd Quarter	10:21	4:39
4th Quarter	4:42	10:18
Third-Down Conversions	6 of 16	3 of 14
Fourth-Down Conversions	0 of 0	2 of 3
Red-Zone Scores-Chances	3-3	2-2
Sacks By: Number-Yards	1-8	6-48
PAT Kicks	2-2	5-5
Field Goals	2-3	0-1

Individual Statistics (Final)
2008 University of Virginia Football
East Carolina vs Virginia (Oct 11, 2008 at Charlottesville, Va.)

East Carolina

Rushing	No.	Gain	Loss	Net	TD	Lg	Avg
WILLIAMS, Jon	19	96	1	95	1	13	5.0
HARRIS, Dwayne	4	20	0	20	0	8	5.0
WHITLEY, Norman	2	12	0	12	0	9	6.0
SIMMONS, Brndn	1	1	0	1	0	1	1.0
TEAM	2	0	13	-13	0	0	-6.5
PINKNEY, Pat	13	22	48	-26	0	6	-2.0
Totals	41	151	62	89	1	13	2.2

Passing	C-A-I	Yds	TD	Long	Sack
PINKNEY, Pat	12-28-0	196	1	52	6
Totals	12-28-0	196	1	52	6

Receiving	No.	Yards	TD	Long
HARRIS, Dwayne	6	128	0	52
SIMMONS, Brndn	2	11	1	10
TAYLOR, Alex	1	37	0	37
LEE, T.J.	1	10	0	10
DREW, Davon	1	7	0	7
WOMACK, Joe	1	3	0	3
Totals	12	196	1	52

Punting	No.	Yds	Avg	Long	In20	TB
DODGE, Matt	7	268	38.3	59	0	0
Totals	7	268	38.3	59	0	0

Returns	Punt			Kickoff			Intercept		
	No	Yds	Lg	No	Yds	Lg	No	Yds	Lg
MILBROOK, J.J.	0	0	0	0	0	0	1	4	4
HEWETT, Jerek	0	0	0	0	0	0	1	5	5
HARRIS, Dwayne	0	0	0	4	113	59	0	0	0
Totals	0	0	0	4	113	59	2	9	5

Field goals	Qtr	Time	Dist	Result
HARTMAN, Ben	1st	09:41	45 yards	Good
HARTMAN, Ben	1st	05:36	51 yards	Missed
HARTMAN, Ben	1st	00:47	35 yards	Good

Kickoffs	No.	Yards	Avg	TB	OB
DODGE, Matt	5	339	67.8	0	0

All-purpose	Run	Rcv	KR	PR	IR	Total
HARRIS, Dwayne	20	128	113	0	0	261
WILLIAMS, Jon	95	0	0	0	0	95
TAYLOR, Alex	0	37	0	0	0	37
SIMMONS, Brndn	1	11	0	0	0	12

Virginia

Rushing	No.	Gain	Loss	Net	TD	Lg	Avg
Cedric Peerman	16	180	7	173	2	79	10.8
Mikell Simpson	12	43	5	38	1	11	3.2
TEAM	1	0	0	0	0	0	0.0
Marc Verica	4	5	14	-9	0	4	-2.2
Totals	33	228	26	202	3	79	6.1

Passing	C-A-I	Yds	TD	Long	Sack
Marc Verica	25-32-2	216	1	30	1
Kevin Ogletree	0-1-0	0	0	0	0
Scott Deke	1-1-0	12	1	12	0
Totals	26-34-2	228	2	30	1

Receiving	No.	Yards	TD	Long
Cedric Peerman	8	26	0	11
John Phillips	6	47	1	15
Kevin Ogletree	4	65	1	30
M. Covington	4	49	0	19
Andrew Devlin	2	16	0	9
Jared Green	1	19	0	19
Rashawn Jackson	1	6	0	6
Totals	26	228	2	30

Punting	No.	Yds	Avg	Long	In20	TB
Jimmy Howell	6	206	34.3	49	2	1
Totals	6	206	34.3	49	2	1

Returns	Punt			Kickoff			Intercept		
	No	Yds	Lg	No	Yds	Lg	No	Yds	Lg
Vic Hall	3	40	16	0	0	0	0	0	0
C. Minnifield	0	0	0	5	115	30	0	0	0
Totals	3	40	16	5	115	30	0	0	0

Field goals	Qtr	Time	Dist	Result
Y. Reyerer	2nd	00:02	38 yards	Missed

Kickoffs	No.	Yards	Avg	TB	OB
Chris Hinkebein	6	400	66.7	1	1

All-purpose	Run	Rcv	KR	PR	IR	Total
Cedric Peerman	173	26	0	0	0	199
C. Minnifield	0	0	115	0	0	115
Kevin Ogletree	0	65	0	0	0	65
M. Covington	0	49	0	0	0	49

FUMBLES: East Carolina-HARRIS, Dwayne 1-0; TEAM 1-1; PINKNEY, Pat 1-1. Virginia-Marc Verica 1-0; TEAM 1-0.

Defensive Statistics (Final)
2008 University of Virginia Football
East Carolina vs Virginia (Oct 11, 2008 at Charlottesville, Va.)

##	East Carolina	Solo	Ast	Total	Sacks-Yds	TFL-Yds	FF	FR-Yds	Int-Yds	BrUp	Blks	QBH
4	ESKRIDGE, Van	8	1	9	-	-	-	-	-	-	-	-
20	MILBROOK, J.J.	3	3	6	-	-	-	-	1-4	1	-	-
41	SLATE, Zack	5	0	5	1.0-8	2.0-14	1	-	-	-	-	-
44	JOHNSON, Nick	4	1	5	-	3.0-4	-	-	-	-	-	-
35	HEWETT, Jerek	4	1	5	-	-	-	-	1-5	-	-	-
23	MARSHALL, Dkota	4	0	4	-	-	-	-	-	-	-	-
11	REYNOLDS, Darl	4	0	4	-	-	-	-	-	-	-	-
92	HANDS, Marcus	2	2	4	-	0.5-1	-	-	-	-	-	-
40	PERRYMAN, Cliff	2	1	3	-	1.5-5	-	-	-	-	-	-
95	WILSON, C.J.	1	2	3	-	0.5-0	-	-	-	-	-	-
97	JOSEPH, Linval	2	0	2	-	-	-	-	-	-	-	-
34	BELL, Pierre	1	1	2	-	-	-	-	-	-	-	-
38	DAVIS, Emanuel	1	1	2	-	-	-	-	-	-	-	-
19	MATTOCKS, Chris	1	0	1	-	-	-	-	-	-	-	-
59	RAYNOR, Wilson	1	0	1	-	-	-	-	-	-	-	-
48	VON BARGEN, K.	1	0	1	-	-	-	-	-	-	-	-
42	DODGE, Matt	1	0	1	-	-	-	-	-	-	-	-
87	KRAEMER, J.R.	1	0	1	-	-	-	-	-	-	-	-
91	SMITH, Josh	1	0	1	-	1.0-1	-	-	-	-	-	-
90	ROSS, Jay	1	0	1	-	1.0-1	-	-	-	-	-	-
3D	CARTER, Julian	1	0	1	-	-	-	-	-	-	-	-
55	MACK, Dalvon	1	0	1	-	-	-	-	-	-	-	-
57	LINEBACK, Dustn	1	0	1	-	-	-	-	-	-	-	-
49	CHAMBLISS, Jrmy	0	1	1	-	0.5-1	-	-	-	-	-	-
Totals		51	14	65	1.0-8	10.0-27	1	0-0	2-9	1	0	0

##	Virginia	Solo	Ast	Total	Sacks-Yds	TFL-Yds	FF	FR-Yds	Int-Yds	BrUp	Blks	QBH
58	Antonio Appleby	7	4	11	1.0-11	1.0-11	-	-	-	-	-	-
54	Jon Copper	5	4	9	-	-	-	-	-	-	-	-
45	Denzel Burrell	6	1	7	-	-	-	-	-	-	-	-
51	Clint Sintim	3	4	7	2.0-14	2.0-14	-	1-0	-	1	-	-
40	Corey Mosley	1	4	5	-	0.5-1	-	-	-	-	-	-
4	Vic Hall	2	2	4	-	-	-	-	-	-	-	-
56	Cam Johnson	2	1	3	-	0.5-1	-	-	-	-	-	-
93	Alex Field	2	1	3	1.0-7	1.0-7	-	1-0	-	-	-	-
2C	Rodney McLeod	2	0	2	-	-	-	-	-	-	-	-
55	Jared Detrick	2	0	2	-	-	1	-	-	-	-	-
13	C. Minnifield	2	0	2	-	-	-	-	-	1	-	-
19	Ras-I Dowling	2	0	2	-	-	-	-	-	2	-	-
17	Brandon Woods	2	0	2	-	-	-	-	-	-	-	-
94	Matt Conrath	1	1	2	1.0-9	1.0-9	1	-	-	1	-	-
96	Nick Jenkins	1	1	2	-	1.0-1	-	-	-	-	-	-
59	J-K Dolce	1	0	1	1.0-7	1.0-7	-	-	-	-	-	-
22	Byron Glaspy	0	1	1	-	-	-	-	-	-	-	-
Totals		41	24	65	6.0-48	8.0-51	2	2-0	0-0	5	0	0

Drive Chart (By Team) (Final)
2008 University of Virginia Football
East Carolina vs Virginia (Oct 11, 2008 at Charlottesville, Va.)

Team	Qtr	Drive Started			Drive Ended			Consumed	
		Spot	Time	Obtained	Spot	Time	How lost	PI - Yds	TOP
ECU	1st	V42	12:12	Interception	V28	09:41	*FIELD GOAL	7 - 14	2:31
ECU		E27	07:19	Punt	V34	05:36	Missed FG	6 - 39	1:43
ECU		E48	04:45	Interception	V18	00:47	*FIELD GOAL	9 - 34	3:58
ECU	2nd	E40	15:00	Kickoff	E45	13:58	Punt	3 - 5	1:02
ECU		E20	12:06	Punt	V41	10:13	Punt	4 - 39	1:53
ECU		E19	10:04	Kickoff	E26	08:14	Punt	3 - 7	1:50
ECU		E19	05:57	Kickoff	E10	03:43	Punt	3 - (9)	2:14
ECU		E20	01:27	Kickoff	E21	00:53	Punt	3 - 1	0:34
ECU		E21	00:02	Missed FG	E19	00:00	End of half	1 - (2)	0:02
ECU	3rd	V41	15:00	Kickoff	V00	09:16	*TOUCHDOWN	10 - 41	5:44
ECU		E23	07:07	Punt	E26	05:23	Punt	3 - 3	1:44
ECU		E19	02:53	Punt	V00	13:58	*TOUCHDOWN	9 - 81	3:55
ECU	4th	E33	09:42	Downs	E24	09:33	Fumble	1 - (9)	0:09
ECU		E32	07:07	Kickoff	E22	05:06	Punt	3 - (10)	2:01
ECU		E20	03:08	Punt	E40	02:09	Fumble	4 - 20	0:59
ECU		E14	00:31	Punt	E20	00:00	End of half	3 - 6	0:31

	1st Qtr	2nd Qtr	3rd Qtr	4th Qtr	1st Half	2nd Half	Total
East Carolina							
Time of possession	08:12	07:35	10:21	04:42	15:47	15:03	30:50
3rd down conversions	2-5	0-5	3-4	1-2	2-10	4-6	6-16
Average field position	E43	E19	E33	E24	E30	E28	E29
4th down conversions	0-0	0-0	0-0	0-0	0-0	0-0	0-0

Team	Qtr	Drive Started			Drive Ended			Consumed	
		Spot	Time	Obtained	Spot	Time	How lost	PI - Yds	TOP
UVA	1st	V16	15:00	Kickoff	V40	12:12	Interception	6 - 24	2:48
UVA		V30	09:41	Kickoff	V33	07:19	Punt	3 - 3	2:22
UVA		V34	05:36	Missed FG	V37	04:45	Interception	3 - 3	0:51
UVA		V15	00:47	Kickoff	E00	00:00	*TOUCHDOWN	2 - 85	0:47
UVA	2nd	V35	13:58	Punt	E49	12:06	Punt	4 - 16	1:52
UVA		V40	10:13	Punt	E00	10:04	*TOUCHDOWN	1 - 60	0:09
UVA		V39	08:14	Punt	E00	05:57	*TOUCHDOWN	6 - 61	2:17
UVA		V47	03:43	Punt	E00	01:27	*TOUCHDOWN	6 - 53	2:16
UVA		V41	00:53	Punt	E21	00:02	Missed FG	7 - 38	0:51
UVA	3rd	V28	09:16	Kickoff	V37	07:07	Punt	3 - 9	2:09
UVA		V41	05:23	Punt	E43	02:53	Punt	6 - 16	2:30
UVA	4th	V27	13:58	Kickoff	E33	09:42	Downs	8 - 40	4:16
UVA		E24	09:33	Fumble	E00	07:07	*TOUCHDOWN	5 - 24	2:26
UVA		V20	05:06	Punt	V50	03:08	Punt	5 - 30	1:58
UVA		E40	02:09	Fumble	E37	00:31	Punt	3 - 3	1:38

	1st Qtr	2nd Qtr	3rd Qtr	4th Qtr	1st Half	2nd Half	Total
Virginia							
Time of possession	06:48	07:25	04:39	10:18	14:13	14:57	29:10
3rd down conversions	1-3	1-3	0-3	1-5	2-6	1-8	3-14
Average field position	V23	V40	V34	V45	V33	V42	V36
4th down conversions	0-0	1-1	0-0	1-2	1-1	1-2	2-3

Drive Chart (By Quarter) (Final)
2008 University of Virginia Football
East Carolina vs Virginia (Oct 11, 2008 at Charlottesville, Va.)

Team	Qtr	Drive Started			Drive Ended			Consumed	
		Spot	Time	Obtained	Spot	Time	How lost	PI - Yds	TOP
UVA	1st	V16	15:00	Kickoff	V40	12:12	Interception	6 - 24	2:48
ECU		V42	12:12	Interception	V28	09:41	*FIELD GOAL	7 - 14	2:31
UVA		V30	09:41	Kickoff	V33	07:19	Punt	3 - 3	2:22
ECU		E27	07:19	Punt	V34	05:36	Missed FG	6 - 39	1:43
UVA		V34	05:36	Missed FG	V37	04:45	Interception	3 - 3	0:51
ECU		E48	04:45	Interception	V18	00:47	*FIELD GOAL	9 - 34	3:58
UVA		V15	00:47	Kickoff	E00	00:00	*TOUCHDOWN	2 - 85	0:47
ECU	2nd	E40	15:00	Kickoff	E45	13:58	Punt	3 - 5	1:02
UVA		V35	13:58	Punt	E49	12:06	Punt	4 - 16	1:52
ECU		E20	12:06	Punt	V41	10:13	Punt	4 - 39	1:53
UVA		V40	10:13	Punt	E00	10:04	*TOUCHDOWN	1 - 60	0:09
ECU		E19	10:04	Kickoff	E26	08:14	Punt	3 - 7	1:50
UVA		V39	08:14	Punt	E00	05:57	*TOUCHDOWN	6 - 61	2:17
ECU		E19	05:57	Kickoff	E10	03:43	Punt	3 - (9)	2:14
UVA		V47	03:43	Punt	E00	01:27	*TOUCHDOWN	6 - 53	2:16
ECU		E20	01:27	Kickoff	E21	00:53	Punt	3 - 1	0:34
UVA		V41	00:53	Punt	E21	00:02	Missed FG	7 - 38	0:51
ECU		E21	00:02	Missed FG	E19	00:00	End of half	1 - (2)	0:02
ECU	3rd	V41	15:00	Kickoff	V00	09:16	*TOUCHDOWN	10 - 41	5:44
UVA		V28	09:16	Kickoff	V37	07:07	Punt	3 - 9	2:09
ECU		E23	07:07	Punt	E26	05:23	Punt	3 - 3	1:44
UVA		V41	05:23	Punt	E43	02:53	Punt	6 - 16	2:30
ECU		E19	02:53	Punt	V00	13:58	*TOUCHDOWN	9 - 81	3:55
UVA	4th	V27	13:58	Kickoff	E33	09:42	Downs	8 - 40	4:16
ECU		E33	09:42	Downs	E24	09:33	Fumble	1 - (9)	0:09
UVA		E24	09:33	Fumble	E00	07:07	*TOUCHDOWN	5 - 24	2:26
ECU		E32	07:07	Kickoff	E22	05:06	Punt	3 - (10)	2:01
UVA		V20	05:06	Punt	V50	03:08	Punt	5 - 30	1:58
ECU		E20	03:08	Punt	E40	02:09	Fumble	4 - 20	0:59
UVA		E40	02:09	Fumble	E37	00:31	Punt	3 - 3	1:38
ECU		E14	00:31	Punt	E20	00:00	End of half	3 - 6	0:31

Play-by-Play Summary (1st quarter)

East Carolina vs Virginia (Oct 11, 2008 at Charlottesville, Va.)

ECU wins toss and defers, Uva to receive and defend the south end zone

DODGE, Matt kickoff 70 yards to the UVA0, C. Minnifield return 16 yards to the UVA16 (MATTOCKS, Chris).

1-10	UVA 16	Marc Verica rush for 1 yard to the UVA17 (ESKRIDGE, Van).	
2-9	UVA 17	Marc Verica pass complete to John Phillips for 4 yards to the UVA21 (MILBROOK, J.J.).	
3-5	UVA 21	Marc Verica pass complete to M. Covington for 8 yards to the UVA29, 1ST DOWN UVA (ESKRIDGE, Van).	P1
1-10	UVA 29	Cedric Peerman rush for 5 yards to the UVA34 (JOSEPH, Linval).	
2-5	UVA 34	Cedric Peerman rush for 6 yards to the UVA40, 1ST DOWN UVA (CARTER, Julian).	R2
1-10	UVA 40	Marc Verica pass intercepted by HEWETT, Jerek at the UVA47, HEWETT, Jerek return 5 yards to the UVA42, out-of-bounds.	

6 plays, 24 yards, 2:48

EAST CAROLINA drive start at 12:12.

1-10	UVA 42	WILLIAMS, Jon rush for 4 yards to the UVA38 (Alex Field).	
2-6	UVA 38	PINKNEY, Pat pass incomplete to DREW, Davon.	
3-6	UVA 38	PINKNEY, Pat rush for 6 yards to the UVA32, 1ST DOWN ECU (Cam Johnson).	
1-10	UVA 32	WILLIAMS, Jon rush for 3 yards to the UVA29 (Matt Conrath;Jon Copper).	R1
2-7	UVA 29	PINKNEY, Pat pass incomplete to FREENEY, Darryl (Ras-I Dowling).	
3-7	UVA 29	PINKNEY, Pat rush for 1 yard to the UVA28 (Cam Johnson).	
4-6	UVA 28	HARTMAN, Ben field goal attempt from 45 GOOD, clock 09:41.	

East Carolina 3, Virginia 0

7 plays, 14 yards, 2:31

DODGE, Matt kickoff 70 yards to the UVA0, C. Minnifield return 30 yards to the UVA30 (LINEBACK, Dustn).

VIRGINIA drive start at 09:41.

1-10	UVA 30	TEAM rush for no gain to the UVA30, fumble by TEAM recovered by UVA Jack Shields at UVA30.	
2-10	UVA 30	Marc Verica pass complete to Cedric Peerman for 2 yards to the UVA32 (ESKRIDGE, Van).	
3-8	UVA 32	Marc Verica pass complete to Cedric Peerman for 1 yard to the UVA33 (MARSHALL, Dkota).	
4-7	UVA 33	Jimmy Howell punt 40 yards to the ECU27, downed.	

3 plays, 3 yards, 2:22

EAST CAROLINA drive start at 07:19.

1-10	ECU 27	PINKNEY, Pat pass complete to HARRIS, Dwayne for 25 yards to the UVA48, 1ST DOWN ECU (Denzel Burrell).	P2
1-10	UVA 48	WILLIAMS, Jon rush for 12 yards to the UVA36, 1ST DOWN ECU (Clint Sintim).	R3
1-10	UVA 36	WILLIAMS, Jon rush for 2 yards to the UVA34 (Clint Sintim;Alex Field).	
2-8	UVA 34	PINKNEY, Pat pass incomplete to LEE, T.J..	
3-8	UVA 34	PINKNEY, Pat pass incomplete to DREW, Davon.	
4-8	UVA 34	HARTMAN, Ben field goal attempt from 51 MISSED - wide right, spot at UVA34, clock 05:36.	

6 plays, 39 yards, 1:43

VIRGINIA drive start at 05:36.

1-10	UVA 34	Cedric Peerman rush for 3 yards to the UVA37 (ESKRIDGE, Van;MILBROOK, J.J.).	
2-7	UVA 37	Marc Verica pass incomplete to Andrew Devlin (MILBROOK, J.J.).	
3-7	UVA 37	Marc Verica pass intercepted by MILBROOK, J.J. at the ECU44, MILBROOK, J.J. return 4 yards to the ECU48.	

3 plays, 3 yards, 0:51

EAST CAROLINA drive start at 04:45.

1-10	ECU 48	PINKNEY, Pat pass incomplete (Clint Sintim).	
2-10	ECU 48	WILLIAMS, Jon rush for 8 yards to the UVA44 (Denzel Burrell).	
3-2	UVA 44	HARRIS, Dwayne rush for 5 yards to the UVA39, 1ST DOWN ECU (Clint Sintim;Nick Jenkins).	R4
1-10	UVA 39	WILLIAMS, Jon rush for 5 yards to the UVA34 (Antonio Appleby).	
2-5	UVA 34	WILLIAMS, Jon rush for 13 yards to the UVA21, 1ST DOWN ECU (Vic Hall;Byron Glaspy).	R5
1-10	UVA 21	WILLIAMS, Jon rush for 1 yard to the UVA20 (Jon Copper).	
2-9	UVA 20	WILLIAMS, Jon rush for 4 yards to the UVA16 (Antonio Appleby;Jon Copper).	
3-5	UVA 16	PINKNEY, Pat pass complete to HARRIS, Dwayne for loss of 2 yards to the UVA18 (Cam Johnson;Corey Mosley).	
4-7	UVA 18	HARTMAN, Ben field goal attempt from 35 GOOD, clock 00:47.	

East Carolina 6, Virginia 0

9 plays, 34 yards, 3:58

DODGE, Matt kickoff 69 yards to the UVA1, C. Minnifield return 24 yards to the UVA25 (DODGE, Matt), PENALTY UVA illegal block 10 yards to the UVA15, 1st and 10, UVA ball on UVA15.

VIRGINIA drive start at 00:47.

1-10	UVA 15	Cedric Peerman rush for 6 yards to the UVA21 (ESKRIDGE, Van).	
2-4	UVA 21	Cedric Peerman rush for 79 yards to the ECU0, 1ST DOWN UVA, TOUCHDOWN, clock 00:00.	R3
1-G	ECU 03	Y. Reyring kick attempt good.	

Virginia 7, East Carolina 6

END OF 1st QUARTER: Virginia 7, East Carolina 6

Play-by-Play Summary (1st quarter)
East Carolina vs Virginia (Oct 11, 2008 at Charlottesville, Va.)

Quarter Summary	Score	Time Poss	1st Downs				Conversions		Rushing	Passing	Penalties
			R	P	X	T	3rd	4th			
East Carolina	6	08:12	4	1	0	5	2-5	0-0	12-64	2-7-0-23	0-0
Virginia	7	06:48	2	1	0	3	1-3	0-0	7-100	4-7-2-15	1-10

Quickie Statistics (1st quarter)
East Carolina vs Virginia (Oct 11, 2008 at Charlottesville, Va.)

	ECU	UVA
Score	6	7
FIRST DOWNS	5	3
RUSHES-YARDS (NET)	12-64	7-100
PASSING YDS (NET)	23	15
Passes Att-Comp-Int	7-2-0	7-4-2
TOTAL OFFENSE PLAYS-YARDS	19-87	14-115
Fumble Returns-Yards	0-0	0-0
Punt Returns-Yards	0-0	0-0
Kickoff Returns-Yards	0-0	3-70
Interception Returns-Yards	2-9	0-0
Punts (Number-Avg)	0-0.0	1-40.0
Fumbles-Lost	0-0	1-0
Penalties-Yards	0-0	1-10
Possession Time	08:12	06:48
Third-Down Conversions	2 of 5	1 of 3
Fourth-Down Conversions	0 of 0	0 of 0
Red-Zone Scores-Chances	1-1	0-0

East Carolina

Rushing	No.	Gain	Loss	Net	TD	Lg	Avg
WILLIAMS, Jon	9	52	0	52	0	13	5.8
PINKNEY, Pat	2	7	0	7	0	6	3.5
HARRIS, Dwayne	1	5	0	5	0	5	5.0

Passing	C-A-I	Yds	TD	Long	Sack
PINKNEY, Pat	2-7-0	23	0	25	0

Receiving	No.	Yards	TD	Long
HARRIS, Dwayne	2	23	0	25

Punting	No.	Yds	Avg	Long	In20	TB

Punt Returns	No.	Yards	TD	Long

Kick Returns	No.	Yards	TD	Long

Tackles	UA-A	Total	Sacks	TFL
ESKRIDGE, Van	4-1	5	0.0	0.0
MILBROOK, J.J.	1-1	2	0.0	0.0
DODGE, Matt	1-0	1	0.0	0.0
JOSEPH, Linval	1-0	1	0.0	0.0

Virginia

Rushing	No.	Gain	Loss	Net	TD	Lg	Avg
Cedric Peerman	5	99	0	99	1	79	19.8
Marc Verica	1	1	0	1	0	1	1.0
TEAM	1	0	0	0	0	0	0.0

Passing	C-A-I	Yds	TD	Long	Sack
Marc Verica	4-7-2	15	0	8	0

Receiving	No.	Yards	TD	Long
Cedric Peerman	2	3	0	2
M. Covington	1	8	0	8
John Phillips	1	4	0	4

Punting	No.	Yds	Avg	Long	In20	TB
Jimmy Howell	1	40	40.0	40	0	0

Punt Returns	No.	Yards	TD	Long

Kick Returns	No.	Yards	TD	Long
C. Minnifield	3	70	0	30

Tackles	UA-A	Total	Sacks	TFL
Cam Johnson	3-0	3	0.0	1.0
Jon Copper	1-2	3	0.0	0.0
Clint Sintim	1-2	3	0.0	0.0
Denzel Burrell	2-0	2	0.0	0.0

Qtr	Time	Scoring Play	V-H
1st	09:41	ECU - HARTMAN, Ben 45 yd field goal, 7-14 2:31	3 - 0
	00:47	ECU - HARTMAN, Ben 35 yd field goal, 9-34 3:58	6 - 0
	00:00	UVA - Cedric Peerman 79 yd run (Y. Reyerer kick), 2-85 0:47	6 - 7

Play-by-Play Summary (2nd quarter)

East Carolina vs Virginia (Oct 11, 2008 at Charlottesville, Va.)

1-G UVA 30 Start of 2nd quarter, clock 15:00.

2 plays, 85 yards, 0:47

Chris Hinkebein kickoff 66 yards to the ECU4, out-of-bounds, ECU ball on ECU40.

EAST CAROLINA drive start at 15:00.

1-10 ECU 40 PINKNEY, Pat pass incomplete to HARRIS, Dwayne (Matt Conrath).
 2-10 ECU 40 WILLIAMS, Jon rush for 5 yards to the ECU45 (Denzel Burrell).
 3-5 ECU 45 PINKNEY, Pat pass incomplete to HARRIS, Dwayne.
 4-5 ECU 45 DODGE, Matt punt 35 yards to the UVA20, Vic Hall return 15 yards to the UVA35 (KRAEMER, J.R.).

3 plays, 5 yards, 1:02

VIRGINIA drive start at 13:58.

1-10 UVA 35 Marc Verica pass complete to Jared Green for 19 yards to the ECU46, 1ST DOWN UVA (HEWETT, Jerek) P4
 1-10 ECU 46 Mikell Simpson rush for loss of 2 yards to the ECU48 (HANDS, Marcus;PERRYMAN, Cliff).
 2-12 ECU 48 Mikell Simpson rush for loss of 1 yard to the ECU49 (JOHNSON, Nick).
 3-13 ECU 49 Marc Verica pass incomplete to Jared Green.
 4-13 ECU 49 Jimmy Howell punt 49 yards to the ECU0, touchback.

4 plays, 16 yards, 1:52

EAST CAROLINA drive start at 12:06.

1-10 ECU 20 PINKNEY, Pat pass complete to HARRIS, Dwayne for 36 yards to the UVA44, 1ST DOWN ECU (Ras-I Dowling) P6
 1-10 UVA 44 WILLIAMS, Jon rush for no gain to the UVA44 (Jon Copper).
 2-10 UVA 44 HARRIS, Dwayne rush for 3 yards to the UVA41 (Corey Mosley).
 3-7 UVA 41 PINKNEY, Pat pass incomplete to TAYLOR, Alex.
 4-7 UVA 41 DODGE, Matt punt 1 yards to the UVA40, out-of-bounds.

4 plays, 39 yards, 1:53

VIRGINIA drive start at 10:13.

1-10 UVA 40 Cedric Peerman rush for 60 yards to the ECU0, 1ST DOWN UVA, TOUCHDOWN, clock 10:04. R5
 1-G ECU 03 Y. Reyerling kick attempt good.

Virginia 14, East Carolina 6

1 play, 60 yards, 0:09

Chris Hinkebein kickoff 66 yards to the ECU4, HARRIS, Dwayne return 15 yards to the ECU19, fumble forced by Jared Detrick, fumble by HARRIS, Dwayne recovered by ECU HARRIS, Dwayne at ECU19.

EAST CAROLINA drive start at 10:04.

1-10 ECU 19 PENALTY ECU false start 5 yards to the ECU14.
 1-15 ECU 14 WHITLEY, Norman rush for 9 yards to the ECU23 (Denzel Burrell).
 2-6 ECU 23 WHITLEY, Norman rush for 3 yards to the ECU26 (Jon Copper).
 3-3 ECU 26 PINKNEY, Pat pass incomplete to WOMACK, Joe, dropped pass.
 4-3 ECU 26 DODGE, Matt punt 35 yards to the UVA39, out-of-bounds.

3 plays, 7 yards, 1:50

VIRGINIA drive start at 08:14.

1-10 UVA 39 Mikell Simpson rush for no gain to the UVA39 (HANDS, Marcus), PENALTY ECU face mask 15 yards to the ECU46, 1ST DOWN UVA, NO PLAY. X6
 1-10 ECU 46 Mikell Simpson rush for 3 yards to the ECU43 (JOHNSON, Nick;WILSON, C.J.).
 2-7 ECU 43 Marc Verica pass complete to Kevin Ogletree for 12 yards to the ECU31, 1ST DOWN UVA, out-of-bounds. P7
 1-10 ECU 31 Kevin Ogletree pass incomplete to M. Covington.
 2-10 ECU 31 Marc Verica pass complete to M. Covington for 11 yards to the ECU20, 1ST DOWN UVA, out-of-bounds (HEWETT, Jerek). P8
 1-10 ECU 20 Marc Verica pass complete to John Phillips for 15 yards to the ECU5, 1ST DOWN UVA (ESKRIDGE, Van). P9
 1-G ECU 05 Mikell Simpson rush for 5 yards to the ECU0, TOUCHDOWN, clock 05:57.
 1-G ECU 03 Y. Reyerling kick attempt good.

Virginia 21, East Carolina 6

6 plays, 61 yards, 2:17

Chris Hinkebein kickoff 69 yards to the ECU1, HARRIS, Dwayne return 18 yards to the ECU19 (Brandon Woods).

EAST CAROLINA drive start at 05:57.

1-10 ECU 19 PINKNEY, Pat sacked for loss of 11 yards to the ECU8 (Antonio Appleby).
 2-21 ECU 08 WILLIAMS, Jon rush for 7 yards to the ECU15 (Antonio Appleby).
 3-14 ECU 15 PENALTY ECU delay of game 5 yards to the ECU10.
 3-19 ECU 10 PINKNEY, Pat pass incomplete to LEE, T.J. (C. Minnifield).
 4-19 ECU 10 DODGE, Matt punt 59 yards to the UVA31, Vic Hall return 16 yards to the UVA47, out-of-bounds (DAVIS, Emanuel).

3 plays, minus 9 yards, 2:14

VIRGINIA drive start at 03:43.

1-10 UVA 47 Marc Verica pass complete to Cedric Peerman for 11 yards to the ECU42, 1ST DOWN UVA (BELL, Pierre) P10

Play-by-Play Summary (2nd quarter)

East Carolina vs Virginia (Oct 11, 2008 at Charlottesville, Va.)

1-10 ECU 42 Cedric Peerman rush for 8 yards to the ECU34 (REYNOLDS, Darrl).
 2-2 ECU 34 Cedric Peerman rush for loss of 1 yard to the ECU35 (SMITH, Josh).
 3-3 ECU 35 Marc Verica pass complete to John Phillips for no gain to the ECU35 (MILBROOK, J.J.).
 4-3 ECU 35 Timeout Virginia, clock 01:50.
 4-3 ECU 35 Marc Verica pass complete to John Phillips for 5 yards to the ECU30, 1ST DOWN UVA (ESKRIDGE, Van) P11
 1-10 ECU 30 Marc Verica pass complete to Kevin Ogletree for 30 yards to the ECU0, 1ST DOWN UVA, TOUCHDOWN, clock 01:27. P12
 1-G ECU 03 Y. Reyring kick attempt good.

Virginia 28, East Carolina 6

6 plays, 53 yards, 2:16

Chris Hinkebein kickoff 70 yards to the ECU0, touchback.

EAST CAROLINA drive start at 01:27.

1-10 ECU 20 PINKNEY, Pat pass incomplete to DREW, Davon, dropped pass.
 2-10 ECU 20 PINKNEY, Pat pass incomplete to HARRIS, Dwayne.
 3-10 ECU 20 PINKNEY, Pat rush for 1 yard to the ECU21 (Antonio Appleby).
 4-9 ECU 21 Timeout Virginia, clock 01:01.
 4-9 ECU 21 DODGE, Matt punt 38 yards to the UVA41, out-of-bounds.

3 plays, 1 yard, 0:34

VIRGINIA drive start at 00:53.

1-10 UVA 41 Marc Verica pass complete to Cedric Peerman for 6 yards to the UVA47 (HEWETT, Jerek).
 2-4 UVA 47 Marc Verica pass complete to John Phillips for 11 yards to the ECU42, 1ST DOWN UVA (MARSHALL, Dkota) P13
 1-10 ECU 42 Marc Verica pass complete to M. Covington for 11 yards to the ECU31, 1ST DOWN UVA (HEWETT, Jerek) P14
 1-10 ECU 31 Timeout Virginia, clock 00:33.
 1-10 ECU 31 Marc Verica pass complete to Cedric Peerman for 1 yard to the ECU30, out-of-bounds (MILBROOK, J.J.;HEWETT, Jerek).
 2-9 ECU 30 Marc Verica sacked for loss of 8 yards to the ECU38 (SLATE, Zack), fumble by Marc Verica recovered by UVA B.J. Cabbell at ECU38.
 3-17 ECU 38 Timeout East Carolina, clock 00:13.
 3-17 ECU 38 Marc Verica pass complete to Kevin Ogletree for 17 yards to the ECU21, 1ST DOWN UVA, out-of-bounds (MARSHALL, Dkota) P15
 1-10 ECU 21 Y. Reyring field goal attempt from 38 MISSED - wide right, spot at ECU21, clock 00:02.

7 plays, 38 yards, 0:51

EAST CAROLINA drive start at 00:02.

1-10 ECU 21 TEAM rush for loss of 2 yards to the ECU19.
 End of half, clock 00:00.

1 play, minus 2 yards, 0:02

Quarter Summary	Score	Time Poss	1st Downs				Conversions		Rushing	Passing	Penalties
			R	P	X	T	3rd	4th			
East Carolina	0	07:35	4	1	0	5	2-5	0-0	12-64	2-7-0-23	0-0
Virginia	21	07:25	2	1	0	3	1-3	0-0	7-100	4-7-2-15	1-10

Quickie Statistics (Halftime)

East Carolina vs Virginia (Oct 11, 2008 at Charlottesville, Va.)

	ECU	UVA
Score	6	28
FIRST DOWNS	6	15
RUSHES-YARDS (NET)	21-79	15-164
PASSING YDS (NET)	59	164
Passes Att-Comp-Int	15-3-0	22-17-2
TOTAL OFFENSE PLAYS-YARDS	36-138	37-328
Fumble Returns-Yards	0-0	0-0
Punt Returns-Yards	0-0	2-31
Kickoff Returns-Yards	2-33	3-70
Interception Returns-Yards	2-9	0-0
Punts (Number-Avg)	5-33.6	2-44.5
Fumbles-Lost	1-0	2-0
Penalties-Yards	3-25	1-10
Possession Time	15:47	14:13
Third-Down Conversions	2 of 10	2 of 6
Fourth-Down Conversions	0 of 0	1 of 1
Red-Zone Scores-Chances	1-1	1-1

East Carolina

<u>Rushing</u>	<u>No.</u>	<u>Gain</u>	<u>Loss</u>	<u>Net</u>	<u>TD</u>	<u>Lg</u>	<u>Avg</u>
WILLIAMS, Jon	12	64	0	64	0	13	5.3
WHITLEY, Norman	2	12	0	12	0	9	6.0
HARRIS, Dwayne	2	8	0	8	0	5	4.0
TEAM	1	0	2	-2	0	0	-2.0

<u>Passing</u>	<u>C-A-I</u>	<u>Yds</u>	<u>TD</u>	<u>Long</u>	<u>Sack</u>
PINKNEY, Pat	3-15-0	59	0	36	1

<u>Receiving</u>	<u>No.</u>	<u>Yards</u>	<u>TD</u>	<u>Long</u>
HARRIS, Dwayne	3	59	0	36

<u>Punting</u>	<u>No.</u>	<u>Yds</u>	<u>Avg</u>	<u>Long</u>	<u>In20</u>	<u>TB</u>
DODGE, Matt	5	168	33.6	59	0	0

<u>Punt Returns</u>	<u>No.</u>	<u>Yards</u>	<u>TD</u>	<u>Long</u>

<u>Kick Returns</u>	<u>No.</u>	<u>Yards</u>	<u>TD</u>	<u>Long</u>
HARRIS, Dwayne	2	33	0	18

<u>Tackles</u>	<u>UA-A</u>	<u>Total</u>	<u>Sacks</u>	<u>TFL</u>
ESKRIDGE, Van	6-1	7	0.0	0.0
HEWETT, Jerek	4-1	5	0.0	0.0
MILBROOK, J.J.	2-2	4	0.0	0.0
MARSHALL, Dkota	3-0	3	0.0	0.0

Virginia

<u>Rushing</u>	<u>No.</u>	<u>Gain</u>	<u>Loss</u>	<u>Net</u>	<u>TD</u>	<u>Lg</u>	<u>Avg</u>
Cedric Peerman	8	167	1	166	2	79	20.8
Mikell Simpson	4	8	3	5	1	5	1.2
TEAM	1	0	0	0	0	0	0.0
Marc Verica	2	1	8	-7	0	1	-3.5

<u>Passing</u>	<u>C-A-I</u>	<u>Yds</u>	<u>TD</u>	<u>Long</u>	<u>Sack</u>
Marc Verica	17-21-2	164	1	30	1
Kevin Ogletree	0-1-0	0	0	0	0

<u>Receiving</u>	<u>No.</u>	<u>Yards</u>	<u>TD</u>	<u>Long</u>
John Phillips	5	35	0	15
Cedric Peerman	5	21	0	11
Kevin Ogletree	3	59	1	30
M. Covington	3	30	0	11

<u>Punting</u>	<u>No.</u>	<u>Yds</u>	<u>Avg</u>	<u>Long</u>	<u>In20</u>	<u>TB</u>
Jimmy Howell	2	89	44.5	49	0	1

<u>Punt Returns</u>	<u>No.</u>	<u>Yards</u>	<u>TD</u>	<u>Long</u>
Vic Hall	2	31	0	16

<u>Kick Returns</u>	<u>No.</u>	<u>Yards</u>	<u>TD</u>	<u>Long</u>
C. Minnifield	3	70	0	30

<u>Tackles</u>	<u>UA-A</u>	<u>Total</u>	<u>Sacks</u>	<u>TFL</u>
Antonio Appleby	4-1	5	1.0	1.0
Jon Copper	3-2	5	0.0	0.0
Denzel Burrell	4-0	4	0.0	0.0
Cam Johnson	2-1	3	0.0	0.5

<u>Qtr</u>	<u>Time</u>	<u>Scoring Play</u>	<u>V-H</u>
1st	09:41	ECU - HARTMAN, Ben 45 yd field goal, 7-14 2:31	3 - 0
	00:47	ECU - HARTMAN, Ben 35 yd field goal, 9-34 3:58	6 - 0
	00:00	UVA - Cedric Peerman 79 yd run (Y. Reyerer kick), 2-85 0:47	6 - 7
2nd	10:04	UVA - Cedric Peerman 60 yd run (Y. Reyerer kick), 1-60 0:09	6 - 14
	05:57	UVA - Mikell Simpson 5 yd run (Y. Reyerer kick), 6-61 2:17	6 - 21
	01:27	UVA - Kevin Ogletree 30 yd pass from Marc Verica (Y. Reyerer kick), 6-53 2:16	6 - 28

Play-by-Play Summary (3rd quarter)

East Carolina vs Virginia (Oct 11, 2008 at Charlottesville, Va.)

Start of 3rd quarter, clock 15:00, UVA ball on UVA30.

Chris Hinkebein kickoff 70 yards to the ECU0, HARRIS, Dwayne return 59 yards to the UVA41 (Jared Detrick).

EAST CAROLINA drive start at 15:00.

1-10	UVA 41	PENALTY ECU substitution infraction 5 yards to the UVA46.	
1-15	UVA 46	WILLIAMS, Jon rush for 9 yards to the UVA37 (Antonio Appleby;Corey Mosley).	
2-6	UVA 37	PINKNEY, Pat pass complete to DREW, Davon for 7 yards to the UVA30, 1ST DOWN ECU (Antonio Appleby).	P7
1-10	UVA 30	HARRIS, Dwayne rush for 8 yards to the UVA22 (Denzel Burrell).	
2-2	UVA 22	WILLIAMS, Jon rush for 5 yards to the UVA17, 1ST DOWN ECU (Corey Mosley;Clint Sintim).	R8
1-10	UVA 17	PINKNEY, Pat pass complete to HARRIS, Dwayne for 4 yards to the UVA13 (Antonio Appleby).	
2-6	UVA 13	PINKNEY, Pat rush for 5 yards to the UVA8 (Jon Copper).	
3-1	UVA 08	WILLIAMS, Jon rush for 2 yards to the UVA6, 1ST DOWN ECU (Jon Copper;Antonio Appleby).	R9
1-G	UVA 06	HARRIS, Dwayne rush for 4 yards to the UVA2 (Vic Hall).	
2-G	UVA 02	SIMMONS, Brndn rush for 1 yard to the UVA1 (Jon Copper).	
3-G	UVA 01	WILLIAMS, Jon rush for 1 yard to the UVA0, TOUCHDOWN, clock 09:16.	
1-G	UVA 03	HARTMAN, Ben kick attempt good.	

Virginia 28, East Carolina 13

10 plays, 41 yards, 5:44

DODGE, Matt kickoff 67 yards to the UVA3, C. Minnifield return 25 yards to the UVA28 (MACK, Dalvon).

VIRGINIA drive start at 09:16.

1-10	UVA 28	Marc Verica pass complete to Cedric Peerman for 1 yard to the UVA29 (MILBROOK, J.J.;BELL, Pierre).	
2-9	UVA 29	Cedric Peerman rush for 2 yards to the UVA31 (JOHNSON, Nick).	
3-7	UVA 31	Marc Verica pass complete to Kevin Ogletree for 6 yards to the UVA37 (REYNOLDS, Darrl).	
4-1	UVA 37	Jimmy Howell punt 40 yards to the ECU23, fair catch by FREENEY, Darryl.	

3 plays, 9 yards, 2:09

EAST CAROLINA drive start at 07:07.

1-10	ECU 23	PINKNEY, Pat sacked for loss of 7 yards to the ECU16 (Alex Field).	
2-17	ECU 16	PINKNEY, Pat pass complete to LEE, T.J. for 10 yards to the ECU26 (Ras-I Dowling).	
3-7	ECU 26	PINKNEY, Pat pass incomplete to WILLIAMS, Jon.	
4-7	ECU 26	DODGE, Matt punt 42 yards to the UVA32, Vic Hall return 9 yards to the UVA41 (RAYNOR, Wilson).	

3 plays, 3 yards, 1:44

VIRGINIA drive start at 05:23.

1-10	UVA 41	Marc Verica pass incomplete to M. Covington.	
2-10	UVA 41	Cedric Peerman rush for 4 yards to the UVA45 (JOSEPH, Linval).	
3-6	UVA 45	Cedric Peerman rush for no gain to the UVA45 (ESKRIDGE, Van), PENALTY ECU personal foul (JOHNSON, Nick) 15 yards to the ECU40, 1ST DOWN UVA.	X16
1-10	ECU 40	1st and 10.	
1-10	ECU 40	Cedric Peerman rush for loss of 4 yards to the ECU44 (PERRYMAN, Cliff).	
2-14	ECU 44	Marc Verica pass incomplete to Cedric Peerman.	
3-14	ECU 44	Marc Verica pass complete to Rashawn Jackson for 6 yards to the ECU38, out-of-bounds (REYNOLDS, Darrl).	
4-8	ECU 38	PENALTY UVA delay of game 5 yards to the ECU43.	
4-13	ECU 43	Jimmy Howell punt 24 yards to the ECU19, fair catch by FREENEY, Darryl.	

6 plays, 16 yards, 2:30

EAST CAROLINA drive start at 02:53.

1-10	ECU 19	PINKNEY, Pat pass complete to HARRIS, Dwayne for 52 yards to the UVA29, 1ST DOWN ECU, out-of-bounds (Vic Hall).	P10
1-10	UVA 29	PINKNEY, Pat pass incomplete to WOMACK, Joe (Ras-I Dowling).	
2-10	UVA 29	WILLIAMS, Jon rush for 9 yards to the UVA20 (Antonio Appleby;Corey Mosley).	
3-1	UVA 20	PINKNEY, Pat rush for 3 yards to the UVA17, 1ST DOWN ECU (Vic Hall;Denzel Burrell).	R11
1-10	UVA 17	PINKNEY, Pat rush for 6 yards to the UVA11 (Antonio Appleby).	
2-4	UVA 11	WILLIAMS, Jon rush for 6 yards to the UVA5, 1ST DOWN ECU (Jon Copper;Clint Sintim).	R12
1-G	UVA 05	WILLIAMS, Jon rush for loss of 1 yard to the UVA6 (Nick Jenkins).	
2-G	UVA 06	Clock 00:00.	

END OF 3rd QUARTER: Virginia 28, East Carolina 13

Quarter Summary	Score	Time Poss	1st Downs				Conversions		Rushing	Passing	Penalties
			R	P	X	T	3rd	4th			
East Carolina	7	10:21	4	2	0	6	2-3	0-0	14-51	4-6-0-73	2-20
Virginia	0	04:39	0	0	1	1	0-3	0-0	4-2	3-5-0-13	1-5

Quickie Statistics (3rd quarter)
East Carolina vs Virginia (Oct 11, 2008 at Charlottesville, Va.)

	ECU	UVA
Score	13	28
FIRST DOWNS	12	16
RUSHES-YARDS (NET)	35-130	19-166
PASSING YDS (NET)	132	177
Passes Att-Comp-Int	21-7-0	27-20-2
TOTAL OFFENSE PLAYS-YARDS	56-262	46-343
Fumble Returns-Yards	0-0	0-0
Punt Returns-Yards	0-0	3-40
Kickoff Returns-Yards	3-92	4-95
Interception Returns-Yards	2-9	0-0
Punts (Number-Avg)	6-35.0	4-38.2
Fumbles-Lost	1-0	2-0
Penalties-Yards	5-45	2-15
Possession Time	26:08	18:52
Third-Down Conversions	5 of 14	2 of 9
Fourth-Down Conversions	0 of 0	1 of 1
Red-Zone Scores-Chances	2-3	1-1

East Carolina

Rushing	No.	Gain	Loss	Net	TD	Lg	Avg
WILLIAMS, Jon	19	96	1	95	1	13	5.0
HARRIS, Dwayne	4	20	0	20	0	8	5.0
WHITLEY, Norman	2	12	0	12	0	9	6.0
PINKNEY, Pat	8	22	18	4	0	6	0.5

Passing	C-A-I	Yds	TD	Long	Sack
PINKNEY, Pat	7-21-0	132	0	52	2

Receiving	No.	Yards	TD	Long
HARRIS, Dwayne	5	115	0	52
LEE, T.J.	1	10	0	10
DREW, Davon	1	7	0	7

Punting	No.	Yds	Avg	Long	In20	TB
DODGE, Matt	6	210	35.0	59	0	0

Punt Returns	No.	Yards	TD	Long

Kick Returns	No.	Yards	TD	Long
HARRIS, Dwayne	3	92	0	59

Tackles	UA-A	Total	Sacks	TFL
ESKRIDGE, Van	7-1	8	0.0	0.0
HEWETT, Jerek	4-1	5	0.0	0.0
MILBROOK, J.J.	2-3	5	0.0	0.0
MARSHALL, Dkota	3-0	3	0.0	0.0

Virginia

Rushing	No.	Gain	Loss	Net	TD	Lg	Avg
Cedric Peerman	12	173	5	168	2	79	14.0
Mikell Simpson	4	8	3	5	1	5	1.2
TEAM	1	0	0	0	0	0	0.0
Marc Verica	2	1	8	-7	0	1	-3.5

Passing	C-A-I	Yds	TD	Long	Sack
Marc Verica	20-26-2	177	1	30	1
Kevin Ogletree	0-1-0	0	0	0	0

Receiving	No.	Yards	TD	Long
Cedric Peerman	6	22	0	11
John Phillips	5	35	0	15
Kevin Ogletree	4	65	1	30
M. Covington	3	30	0	11

Punting	No.	Yds	Avg	Long	In20	TB
Jimmy Howell	4	153	38.2	49	1	1

Punt Returns	No.	Yards	TD	Long
Vic Hall	3	40	0	16

Kick Returns	No.	Yards	TD	Long
C. Minnifield	4	95	0	30

Tackles	UA-A	Total	Sacks	TFL
Antonio Appleby	7-4	11	1.0	1.0
Jon Copper	5-4	9	0.0	0.0
Denzel Burrell	5-1	6	0.0	0.0
Clint Sintim	1-4	5	0.0	0.0

Qtr	Time	Scoring Play	V-H
1st	09:41	ECU - HARTMAN, Ben 45 yd field goal, 7-14 2:31	3 - 0
	00:47	ECU - HARTMAN, Ben 35 yd field goal, 9-34 3:58	6 - 0
	00:00	UVA - Cedric Peerman 79 yd run (Y. Reyerling kick), 2-85 0:47	6 - 7
2nd	10:04	UVA - Cedric Peerman 60 yd run (Y. Reyerling kick), 1-60 0:09	6 - 14
	05:57	UVA - Mikell Simpson 5 yd run (Y. Reyerling kick), 6-61 2:17	6 - 21
	01:27	UVA - Kevin Ogletree 30 yd pass from Marc Verica (Y. Reyerling kick), 6-53 2:16	6 - 28
3rd	09:16	ECU - WILLIAMS, Jon 1 yd run (HARTMAN, Ben kick), 10-41 5:44	13 - 28

Play-by-Play Summary (4th quarter)

East Carolina vs Virginia (Oct 11, 2008 at Charlottesville, Va.)

2-G UVA 06 Start of 4th quarter, clock 15:00.
 2-G UVA 06 PENALTY ECU ineligible downfield on pass (JONES, Robert) 5 yards to the UVA11.
 2-G UVA 11 PINKNEY, Pat pass complete to SIMMONS, Brndn for 1 yard to the UVA10 (Denzel Burrell).
 3-G UVA 10 PINKNEY, Pat pass complete to SIMMONS, Brndn for 10 yards to the UVA0, TOUCHDOWN, clock 13:58.
 1-G UVA 03 HARTMAN, Ben kick attempt good.

Virginia 28, East Carolina 20

9 plays, 81 yards, 3:55

DODGE, Matt kickoff 63 yards to the UVA7, C. Minnifield return 20 yards to the UVA27 (VON BARGEN, K.).

VIRGINIA drive start at 13:58.

1-10	UVA 27	Marc Verica rush for 4 yards to the UVA31 (HANDS, Marcus), PENALTY ECU face mask (HANDS, Marcus) 15 yards to the UVA46, 1ST DOWN UVA.	X17
1-10	UVA 46	1st and 10.	
1-10	UVA 46	Cedric Peerman rush for 7 yards to the ECU47 (PERRYMAN, Cliff).	
2-3	ECU 47	Cedric Peerman rush for no gain to the ECU47 (SLATE, Zack).	
3-3	ECU 47	Marc Verica pass complete to Andrew Devlin for 7 yards to the ECU40, 1ST DOWN UVA (MILBROOK, J.J.).	P18
1-10	ECU 40	Cedric Peerman rush for loss of 1 yard to the ECU41 (ROSS, Jay).	
2-11	ECU 41	Marc Verica pass incomplete to Kevin Ogletree.	
3-11	ECU 41	Marc Verica pass complete to Andrew Devlin for 9 yards to the ECU32.	
4-2	ECU 32	Cedric Peerman rush for loss of 1 yard to the ECU33 (JOHNSON, Nick).	

8 plays, 40 yards, 4:16

EAST CAROLINA drive start at 09:42.

1-10 ECU 33 PINKNEY, Pat sacked for loss of 9 yards to the ECU24 (Matt Conrath), fumble by PINKNEY, Pat recovered by UVA Alex Field at ECU24.

1 play, minus 9 yards, 0:09

VIRGINIA drive start at 09:33.

Play is reviewed and upheld

1-10	ECU 24	PENALTY UVA false start (Andrew Devlin) 5 yards to the ECU29.	
1-15	ECU 29	Marc Verica pass complete to M. Covington for 19 yards to the ECU10, 1ST DOWN UVA.	P19
1-G	ECU 10	Marc Verica rush for loss of 6 yards to the ECU16 (SLATE, Zack).	
2-G	ECU 16	Marc Verica pass complete to Cedric Peerman for 5 yards to the ECU11 (SLATE, Zack).	
3-G	ECU 11	Timeout Virginia, clock 07:40.	
3-G	ECU 11	Marc Verica pass complete to Cedric Peerman for loss of 1 yard to the ECU12 (CHAMBLISS, Jrmy;WILSON, C.J.).	
4-G	ECU 12	Scott Deke pass complete to John Phillips for 12 yards to the ECU0, TOUCHDOWN, clock 07:07.	

Off fake field goal attempt

1-G ECU 03 Robert Randolph kick attempt good.

Virginia 35, East Carolina 20

5 plays, 24 yards, 2:26

Chris Hinkebein kickoff 59 yards to the ECU11, HARRIS, Dwayne return 21 yards to the ECU32 (Brandon Woods).

EAST CAROLINA drive start at 07:07.

1-10	ECU 32	PINKNEY, Pat rush for no gain to the ECU32, out-of-bounds (Rodney McLeod).	
2-10	ECU 32	PINKNEY, Pat pass complete to WOMACK, Joe for 3 yards to the ECU35 (C. Minnifield).	
3-7	ECU 35	PINKNEY, Pat sacked for loss of 8 yards to the ECU27 (Clint Sintim).	
4-15	ECU 27	PENALTY ECU false start 5 yards to the ECU22.	
4-20	ECU 22	DODGE, Matt punt 58 yards to the UVA20, fair catch by Vic Hall.	

3 plays, minus 10 yards, 2:01

VIRGINIA drive start at 05:06.

1-10	UVA 20	Mikell Simpson rush for 11 yards to the UVA31, 1ST DOWN UVA, out-of-bounds (REYNOLDS, Darrl).	R20
1-10	UVA 31	Mikell Simpson rush for 10 yards to the UVA41, 1ST DOWN UVA (MARSHALL, Dkota).	R21
1-10	UVA 41	Mikell Simpson rush for 5 yards to the UVA46, out-of-bounds (DAVIS, Emanuel;HANDS, Marcus).	
2-5	UVA 46	Mikell Simpson rush for loss of 2 yards to the UVA44 (JOHNSON, Nick).	
3-7	UVA 44	Timeout East Carolina, clock 03:22.	
3-7	UVA 44	Mikell Simpson rush for 6 yards to the 50 yardline (HANDS, Marcus).	
4-1	UVA 50	Timeout East Carolina, clock 03:15.	
4-1	UVA 50	Jimmy Howell punt 30 yards to the ECU20, fair catch by FREENEY, Darryl.	

5 plays, 30 yards, 1:58

EAST CAROLINA drive start at 03:08.

1-10	ECU 20	PINKNEY, Pat sacked for loss of 6 yards to the ECU14 (Clint Sintim).	
2-16	ECU 14	PINKNEY, Pat pass complete to TAYLOR, Alex for 37 yards to the UVA49, 1ST DOWN ECU (C. Minnifield).	P13
1-10	UVA 49	PINKNEY, Pat pass incomplete to DREW, Davon.	
2-10	UVA 49	TEAM rush for loss of 11 yards to the ECU40, fumble by TEAM recovered by UVA Clint Sintim	

Play-by-Play Summary (4th quarter)
East Carolina vs Virginia (Oct 11, 2008 at Charlottesville, Va.)

at ECU40.

4 plays, 20 yards, 0:59

VIRGINIA drive start at 02:09.

1-10 ECU 40 Mikell Simpson rush for 1 yard to the ECU39 (WILSON, C.J.).
Deke in at quarterback
 2-9 ECU 39 Mikell Simpson rush for 1 yard to the ECU38 (SLATE, Zack).
 3-8 ECU 38 Mikell Simpson rush for 1 yard to the ECU37 (ESKRIDGE, Van).
 4-7 ECU 37 Timeout East Carolina, clock 00:40.
 4-7 ECU 37 Jimmy Howell punt 23 yards to the ECU14, downed.
3 plays, 3 yards, 1:38

EAST CAROLINA drive start at 00:31.

1-10 ECU 14 PINKNEY, Pat pass complete to HARRIS, Dwayne for 13 yards to the ECU27, 1ST DOWN ECU, out-of-bounds (Rodney McLeod).
 1-10 ECU 27 PINKNEY, Pat pass incomplete to DREW, Davon.
 2-10 ECU 27 PINKNEY, Pat sacked for loss of 7 yards to the ECU20 (J-K Dolce).
 End of game, clock 00:00.

P14

3 plays, 6 yards, 0:31

FINAL SCORE: Virginia 35, East Carolina 20

Quarter Summary	Score	Time Poss	1st Downs				Conversions		Rushing	Passing	Penalties
			R	P	X	T	3rd	4th			
East Carolina	7	04:42	0	2	0	2	1-2	0-0	6-(-41)	5-7-0-64	3-25
Virginia	7	10:18	2	2	1	5	1-5	1-2	14-36	6-7-0-51	1-5

Participation Report (Final)
2008 University of Virginia Football
East Carolina vs Virginia (Oct 11, 2008 at Charlottesville, Va.)

East Carolina

Pos	##	OFFENSE
WR	8	WILLIS, Reyn
LT	74	CAMPBELL, Trnce
LG	75	DOWLESS, Cory
C	54	JONES, Robert
RG	70	PALMER, Doug
RT	66	SCOTT, D.J.
TE	3	DREW, Davon
QB	15	PINKNEY, Pat
RB	25	SIMMONS, Brndn
FB	45	GIDREY, Kevin
WR	17	HARRIS, Dwayne

Pos	##	DEFENSE
DE	41	SLATE, Zack
DT	90	ROSS, Jay
NG	98	MITCHELL, Khlif
DE	95	WILSON, C.J.
SLB	44	JOHNSON, Nick
MLB	34	BELL, Pierre
WLB	49	CHAMBLISS, Jrmy
SCB	35	HEWETT, Jerek
SS	20	MILBROOK, J.J.
WCB	23	MARSHALL, Dkota
FS	4	ESKRIDGE, Van

Virginia

Pos	##	OFFENSE
WR	20	Kevin Ogletree
LT	75	Eugene Monroe
LG	63	Austin Pasztor
C	64	Jack Shields
RG	65	B.J. Cabbell
RT	61	Will Barker
TE	85	John Phillips
QB	6	Marc Verica
TB	37	Cedric Peerman
WR	80	M. Covington
TE	87	Andrew Devlin

Pos	##	DEFENSE
DE	93	Alex Field
NT	96	Nick Jenkins
DE	94	Matt Conrath
OLB	51	Clint Sintim
ILB	54	Jon Copper
ILB	58	Antonio Appleby
OLB	45	Denzel Burrell
CB	4	Vic Hall
S	22	Byron Gaspy
CB	19	Ras-I Dowling
S	40	Corey Mosley

East Carolina: 10-BALLARD, Darnel, 1-BEST, Leon, 2-WILLIAMS, Jon, 3D-CARTER, Julian, 50-ALLEN, Sean, 7-LEE, T.J., 70-HICKS, Fred, 9-PATTERSON, Mel, 11-REYNOLDS, Darri, 12-McFADDEN, D.J., 13-SIMMONS, Travis, 19-MATTOCKS, Chris, 24-BULLOCK, Jeremy, 26-BLACKNALL, D., 30-HARTMAN, Ben, 33-WHITLEY, Norman, 38-DAVIS, Emanuel, 39-HERLOCKER, Ben, 40-PERRYMAN, Cliff, 42-DODGE, Matt, 43-SIMMONS, Jason, 48-VON BARGEN, K., 51-SPENCE, Steve, 52-PICK, Matt, 55-MACK, Dalvon, 56-ATKINS, Chris, 57-LINEBACK, Dustn, 59-RAYNOR, Wilson, 64-MELVIN, Travis, 73-HARPER, T.J., 80-TAYLOR, Alex, 81-FREENEY, Darryl, 82-WOMACK, Joe, 87-KRAEMER, J.R., 89-SMITH, Willie, 91-SMITH, Josh, 92-HANDS, Marcus, 97-JOSEPH, Linval.

Virginia: 1-Trey Womack, 2J-Staton Jobe, 2C-Rodney McLeod, 3R-Robert Randolph, 5-Mikell Simpson, 8-Jimmy Howell, 9R-Crutchter Reiss, 10-Y. Reyerling, 11-Chris Hinkebein, 13-C. Minnifield, 15-Scott Deke, 17-Brandon Woods, 18-Kris Burd, 26-Cary Koch, 31-Rashawn Jackson, 34-Matt Leemhuis, 43-Mike Parker, 44-Raynard Horne, 55-Jared Detrick, 56-Cam Johnson, 59-J-K Dolce, 66-Danny Aiken, 74-P. Slebonick, 81-Dontrelle Inman, 84-Jared Green, 92-Zane Parr, 98-Nate Collins.

Virginia vs. East Carolina

Oct. 11, 2008

Head Coach Al Groh Quotes

On the team:

“The players have a lot of unity and a lot of commitment to each other and that continues to develop right now. I think we took another step forward to forge our personality today.”

On the fake field goal for a touchdown

“All the credit goes to (Special Teams Coach) Bob Diaco, it was his idea, and to Scott Deke and John Phillips for the execution. It clearly got us a touchdown there which was much more valuable than having kicked a field goal.”

On the ups and downs of the game

“We had some sticky points in the game today. We got behind early but Marc Verica and his teammates showed good grit in those types of circumstances. They didn’t give in and in each case we straightened it out.”

On playing aggressively on offense:

“Points win games so in several circumstances we wanted to keep going and try to go for some points. We had some good momentum on offense and we trust the defense so we thought we’d trust the players. They really stepped up for us.”

On the team’s progression:

“It’s about growth. Now Marc (Verica) has been in four games, we have young players who are gaining experience, Cedric (Peerman) is back and going for us and everyone is sticking together seeing that there is going to be light at the end. We’re into the tunnel and we’re seeing some real progress.”

On the big plays:

“Cedric Peerman clearly stood out on those big plays. Great effort plays that showed what kind of great speed he has but when a guy gets to run that far, there are a lot of awards to pass out. There were an awful lot of good blocks to get him around the end there.”

On the Cavalier defense:

“On third downs and overall, they kept us in the game and fought it out hard in some tough circumstances. They clearly kept us in the game in the fourth quarter when the game could have fallen apart but that’s how a team works, you pass the baton to each other and in today’s case, the defense stepped up when they needed to do so which put us in a commanding position.”

More on the Cavalier Defense:

“The pass rush was good and the coverage was good and our sub-defenses were effective and they enabled us to get our offense back on the field.”

On the offensive line:

“We talk about the growth of the offensive line. With two freshmen there is a lot of growth available at that position. Clearly those kids are different than they were six weeks ago.”

Virginia vs. East Carolina

Oct. 11, 2008

East Carolina Head Coach Skip Holtz Quotes

“We certainly applaud Virginia in their efforts today, in the things that they did. They played a good football game. (Cedric) Peerman ran extremely well and obviously he was a big part of this puzzle today. Probably when you break it down, in the first half we had an opportunity on offense— offensively, we caught a few turnovers early and got some really good field position, we just couldn’t make anything happen with it. We could’ve had the opportunity to put the ball into the end zone and score touchdowns.”

On ECU’s players:

“I was really, really pleased with the way they continued to hang in there, the way they continued to fight. They didn’t hang their heads. They’re competing hard and they want to be good and they’re playing hard and we just continue to make some mistakes we can’t make. Right now we’ve got some bumps and bruises, we’re going to have to look at the injury report and I know a lot of guys went out of this game with shoulders. I don’t know at this point who will be back and who won’t. I know we took a blow today with some of the injuries we incurred.”

On UVa:

“You look at Virginia’s playing really good football right now. They proved that last week when Maryland came into town and they played a good football game and they relied on their offensive line and their running game and tried to take their quarterback out and make him invisible and I think they kind of exposed him early. I think they’re a good football team and I don’t know that I’d look at it and say we’re in a slide. I think last week was obviously our worst week. I think offensively we’re not near as efficient as we need to be as an offensive football team.”

On ECU’s offensive line:

“I thought offensively we did some pretty decent things. We just don’t do them consistently enough. You get to fourth and two and fourth and one – it’s not like you’re looking at a lot of fourth and 20s. We just can’t get anything going where you’re doing it consistently enough. We came out here and made some first downs. I think some guys made some really good runs. We just don’t do it consistently enough. I think there were some really good individual performances.”

On UVa’s fake field goal:

“I wouldn’t say [I was] shocked. I almost took a timeout. I probably should’ve because they rushed it. You have 40 seconds and it was a screen pass and it was down on the sideline. They were running guys in, running guys out and it was real rush rush and I should’ve smelled a rat and called a time out. I should’ve called a timeout. That’s not on the players.”

On why the team did not win:

“It’s not one thing. It’s just like I said coming in, it’s just a matter of us being able to execute on third down. We don’t do that consistent enough. We don’t execute on first down consistent enough. We don’t execute on second down consistent enough. We don’t do anything as consistent enough as we need to, and we don’t have the home run player we had a year ago, we don’t have a receiver who’s going to run by anybody, we don’t have a tailback that’s going to outrun everybody. So we’ve got to take the ball and we’ve got to methodically move it down the field and if one play we get no gain or move it back a yard, we’re behind the chains. We don’t do it consistently enough and that’s the biggest problem with our offensive football team right now.”

On ECU’s goal coming out of the locker room:

“We wanted to score. We’ve got to get the ball in the end zone. We’re not going to get this thing done by kicking field goals. We’ve got to exhaust everything we’ve got. Let’s throw everything at them, let’s not hold anything back and let’s not say, ‘Well, what if we would’ve done this, that or the other?’ Let’s turn and exhaust every resource.”

Game Notes
Virginia vs. East Carolina • Oct. 11, 2008

Today's win was the first by UVa in the series. The Pirates won 31-21 in 2006 in Greenville and 61-10 in 1975 in Charlottesville in the only other meetings.

UVa's Cedric Peerman's 79-yard TD run in the first quarter was the longest rush of his career. It was also:

- Ties for seventh longest rushing play in UVa history
- Ties as the fifth longest rush for TD in UVa history
- Ties as the third longest TD run by a Cavalier in Scott Stadium history.

Today's game marks the second time UVa tailback Cedric Peerman has rushed for two TDs in a game. He did it vs. Pittsburgh in 2007.

Cedric Peerman became the second player in UVa history to record two runs of 60-or-more yards (79 & 60) in the same game. The other was John Papit vs. Washington & Lee in 1948 (63 yards TD & 60 yards TD).

Before today, the last UVa player to have two runs of 50+ yards in a game was Barry Word vs. Georgia Tech in 1985 (79 yards TD, 52 yards).

Virginia rushed for a season-high 202 yards today, eclipsing the previous high of 201 vs. Maryland last week.

QB Marc Verica had his second impressive performance in a row today. He tied his career-high with 25 completions (he also had 25 last week vs. Maryland) for 216 yards, the second-highest total of his career. He also threw a TD pass for the second game in a row.

UVa senior QB Scott Deke had his first career TD pass today. It was just the ninth pass of his UVa career and the fourth reception.

Deke's touchdown pass was a 12-yard toss to TE John Phillips and came off a fake field goal. The play was UVa's first pass out of field goal formation since Matt Schaub threw a 10-yard pass to Heath Miller for a first down against Virginia Tech in 2003.

The last time UVa had two runs for 50+ yards in a game was the 1990 contest vs. Navy when David Brown had a 55-yard carry (no score) and Nikki Fisher ran for a 54-yard TD.

WR Kevin Ogletree entered the game with 927 career receiving yards and finished with 65 today to push his career total to 992 yards. He needs eight yards to become the 28th player in school history with 1000 in a career.

Cedric Peerman set a career high with a team-leading eight receptions today. His previous high was seven last week vs. Maryland.

ILB Antonio Appleby led the team in tackling for the second game in a row with a season-high 11 tackles, including seven solo stops. He also had a sack, his first of the season.

OLB Clint Sintim, the ACC's Defensive Lineman of the Week last week, had another tremendous performance against the Pirates. He finished with seven tackles for the second game in a row, recovered a fumble and broke up a pass. Included in his seven tackles were two sacks, his third game in a row with a sack. He has had six sacks in the last three games.

Sintim has been involved in eight sacks this season (6 solo, 2 shared) and now has 24 career sacks, tied with Patrick Kerney (1995-98) for fourth in school history. He is also second behind Darryl Blackstock (27 from 202-04) for most sacks by a linebacker in UVa history.

UVa redshirt freshman Jared Green's 19-yard reception in the second quarter is the longest of his career.

UVa redshirt freshman placekicker Chris Hinkebein and true freshman kicker Robert Randolph played for the first time in their careers. They become the 21st and 22nd Cavalier players to see their first collegiate playing time this season.

UVa tight end Andrew Devlin made his first career start today. The redshirt freshman started as part of a two tight end set for the Cavaliers' first play from scrimmage. He caught two passes for 16 yards, both career-high figures.

Former UVa All-American tight end Heath Miller raised the Power of Orange flag during today's pregame festivities.

East Carolina Notes

Wide receiver Dwayne Harris had a career high with 128 receiving yards, eclipsing his old mark of 88 yards vs. NC State earlier this season. His 52-yard reception in the third quarter was the longest catch of his career.

Running back Jon Williams set career highs for carries (19) and rushing yards (95).

This is the fewest points by the Pirates in the first half since getting shut out by Marshall in the first half of a 26-7 loss on Nov. 10, 2007.

This is ECU's largest halftime deficit since trailing West Virginia 27-0 on Sept. 22, 2007. The Mountaineers went on to win 48-7.

Cedric Peerman's 166 rushing yards are the most against ECU since DeAngelo Williams of Memphis gained 226 during the 2005 season.

Today's game marks the second consecutive week ECU has allowed an opponent running back 100-or-more rushing yards. Houston's Bryce Beall had 130 rushing yards and two rushing TDs in a 41-24 victory over the Pirates.

East Carolina's first two field goals came after UVa interceptions.

Virginia vs. East Carolina

Oct. 11, 2008

Virginia Player Quotes

Junior Offensive Tackle Will Barker

On the offensive line's blocking for Cedric Peerman's two touchdown runs:

"Both of those runs were our bread and butter runs. We just went one time to the right and one time to the left. When you get the backside linebacker and you run to the front side, things are bound to happen like that. Cedric had an explosion on a couple of runs and that really boosted our offense. He had a heck of a game today."

On negating East Carolina's pass rush:

"We focused earlier in the week on how this would be one of the fastest teams that we have played since USC. We practiced against speed and the games that they ran. We just did a good job out there; they came to play and we came to play too—we just happened to be better."

On the improvement of the offensive line in the past two weeks:

"When things start rolling like this, everyone is bound to gel. We were kind of in a slump there for a little bit, we had to pick it up, and the offensive line was where it was going to start. We had to get our minds so that we could try and lead. Everyone stepped it up and everyone has been playing great for the last couple of weeks. Things are really looking up right now."

Senior Offensive Tackle Eugene Monroe

On how the offensive line worked together to block for Cedric Peerman's two touchdown runs:

"All we did was our job. We got everyone blocked up like we needed to and Cedric did his thing."

On his blocking pattern for Peerman's touchdown runs:

"It was power. I had a down block so I took the backside linebacker. A lot of time when you get the backside linebacker, the run play is big because they are usually the ones who make the stops."

On the improvement of the offensive line in the past two weeks:

"We are paying better attention and have a greater sense of focus during the week and it shows on game day."

On defending East Carolina's pass rush:

"They were a good front but communication was key because they ran a lot of games up on the front of the defensive line. I had to communicate with my guard and center and I am sure on the other side Will Barker did the same to make sure that we had everything squared away."

On reading East Carolina's defense:

"I am sure everyone does it, but the defense knows what we do when we get in certain formations but it works the other way around as well. We were clued in on their formations and that gave us a big advantage."

Senior Linebacker Clint Sintim

On the improvement of the defense over the past two weeks:

"With the loss of Chris Long and Jeffrey Fitzgerald and all those guys, a lot of people didn't think we'd be able to get as much pressure as we have but the coaches are doing a good job of putting us in the right schemes to make plays. Guys are out there getting a lot of pressure, like Antonio Appleby and John-Kevin Dolce. Dolce is one of the younger guys who has really stepped up and made a big impact on our third down defense. A lot of guys are stepping up to do their part and make this defense special."

On recording two sacks and a fumble recovery:

"I just want to do whatever I can to help this team out. Whether it's covering, rushing the passer, or however, I was just able to beat my guy a couple of times today. I just really wanted to step up and be that guy that the team depends on as a playmaker to help this team win."

On stopping the fast East Carolina offense:

"That was just a good game plan by Coach Groh. He put us in the right situation to make plays. Obviously they are a very talented team; they beat two quality teams in Virginia Tech and West Virginia. We were able to come out there and withstand some of the charges that they made and were able to come and make plays. Hats off to them, they are a great team, they have a lot of talent and I am sure that they will be better off in the next couple of weeks."

On the senior leadership among the linebackers:

"Me, Jon Cooper, and Antonio Appleby have been together for quite some time, we have played in this defense for quite some time. We all know what is expected of us and we are expected to lead this team. A lot of guys have been around and we are just trying to be the leaders of this defense. A lot of younger guys are on the defense right now and we are just trying to be the guys who step up and make plays for this defense. We have been able to do that the last couple of weeks."

Virginia vs. East Carolina

Oct. 11, 2008

Virginia Player Quotes

Virginia Senior Tailback Cedric Peerman

On his two long touchdown runs:

“It was just a great job by the guys up front, and the wide receivers were blocking great downfield. All I had to do was run.”

On the importance of getting big leads in the first half:

“It is important, but this is a game where the momentum often swings. You have to stay ready for anything that comes.”

On the difference playing at home makes:

“It is nice to be at home, but great teams have to win on the road. So we are just looking forward to whatever the season brings us.”

Virginia Sophomore Quarterback Marc Verica

On the offensive performance today:

“It says a lot about everyone’s execution. Everyone is staying focused and concentrated, and focusing on their performances. We aren’t getting penalties, and we are getting big chunks in the ground game while taking what the defense gives us in the passing game. It is really fun to see right now.”

On how Cedric Peerman played today:

“I said it before and I’ll say it again: he is the heart of the team. He makes everything go. We had a tough first quarter there and turned the ball over twice. But we were able to come back and put a lead on them just because of him. There is a tremendous fight in him, a tremendous amount of resolve, and he just makes this team go. I couldn’t be happier to play with him.”

On his progression as a quarterback:

“There is still a lot to be improved upon. I still have to learn a lot. So we are just going to take it one game at a time here. It is good to see that we are 3-3 right now, but we are just going to focus on UNC.”

Virginia Senior Quarterback Scott Deke

On how it felt to throw the first touchdown pass of his career:

“It feels unbelievable and well worth all of the wait. To get the chance to come back and help the team out, I think that is what means the most. I feel like I helped the team, and we all did a good job. To be able to pull a win out against ECU is really great.”

On his touchdown pass during the fake field goal:

“We get lined up and JP (John Phillips) goes on out there. If no one is covering him, then it’s my job to throw it to him. We don’t line up that way for every field goal, and it is a game-time decision that can only be run in certain situations.”



POST GAME NOTES

East Carolina Pirates at Virginia Cavaliers
Oct. 11, 2008 • Scott Stadium • 12 Noon



INDIVIDUAL NOTES

- **Captains:** Pierre Bell (defense), Patrick Pinkney (offense), Zack Slate (defense) and Joe Sloan (special teams).
- **Starting streaks:** Zack Slate (23), Doug Palmer (19), Jay Ross (16), C.J. Wilson (15), Van Eskridge (13), Pierre Bell (12) and Davon Drew (10).
- **First starts:** Jonathan Williams, Jason Simmons, Travis Melvin and Cliff Perryman.
- **Consecutive starting streaks snapped:** Jamar Bryant, 18 games (suspended indefinitely).
- **Collegiate debuts:** Robert Jones (DL) and Joe Womack (WR).
- **The last time ECU had a 100-yard receiver:** Jamar Bryant vs. UAB (10/27/07) for 114 yards.
- **Jerrek Hewett** picked off his third career pass in the first quarter and first of the season returning it five yards ... Other career interceptions were against North Carolina and Memphis in 2007 ... Finished the game with five stops (four solo, assist).
- **Ben Hartman** was 2-for-3 on FGAs (made-45, 35; miss-51) ... The 45-yarder in the first quarter was the third longest FG of his career (52 vs. UTEP career long) ... He now has seven career multi-FG games (1 in 2006 and 5 in '07) ... Last multi-FG game of his career coming against Boise State (2-for-2) in the Sheraton Hawai'i Bowl (12/23/07). Hartman was 2-for-2 on PATs extending his school record to 67 consecutive PATs made.
- Sophomore **Dustin Lineback** recorded one tackle on the day coming on special teams ... He leads the Pirates with seven special team stops.
- **Patrick Pinkney** completed 12-of-28 passes for 196 yards and one TD ... His 10-yard TD pass to Brandon Simmons extended his current streak to seven consecutive games with a TD pass dating back to Boise State in the Sheraton Hawai'i Bowl ... Seven-of-12 completions went for 10 or more yards ... Rushed 13 times for -26 yards.
- **Brandon Simmons** caught his first career TD pass (10 yards) in the third quarter ... Finished the game with two catches for 11 yards ... Carried the ball one time for one yard.
- **T.J. Lee** returned to the field after being out three weeks (two games) with a foot injury and recorded his third career start at wide receiver ... His 10-yard reception in the third quarter was the first since his two-catch performance against West Virginia ... Finished the game with one catch for 10 yards.
- **J.J. Milbrook** picked off his fourth career pass and first of the season in the first quarter returning four yards ... Other interceptions were against UAB, Memphis and Boise State all coming in 2007 ... Finished with six total stops (three solo, three assisted) and one pass breakup.
- **Cliff Perryman** had a career-high three tackles (two solo, assist) including two TFLs (-5 yards) ... Teamed up with Marcus Hands in the second quarter on a two-yard TFL.
- **Jonathan Williams** established new career-highs in rush attempts (19) and rush yards (95) ... Scored from one-yard out on the Pirates first possession of the second half for his fifth career rushing TD and fourth of the season (last vs. West Virginia).
- **Zack Slate** recorded five total tackles (all solo) on the afternoon ... Credited with two TFLs (-14 yards) ... Dropped Marc Verica for an eight-yard loss (sack) in the second quarter ... Picked up a six-yard TFL in the fourth quarter on a Verica rush ... Has 3.5 sacks on the season and 9.5 for his career ... Now has five TFLs on the season and 17 for his career.
- **Nick Johnson** had three TFLs (-4 yards) on the afternoon (1 in 2nd quarter and 2 in 4th quarter) ... Finished with five total stops (four solo, assisted).
- **Marcus Hands** teamed up with Perryman on a two-yard TFL in the second quarter ... Finished with four tackles.
- **Wayne Harris** recorded his first career 100-yard receiving game after catching six balls for 128 yards. ... Had 261 yards of total offense (128/rec; 20/rush and 113/KOR) ... Opened third quarter with a career-long 59 yard KOR ... Caught career-long pass of 52-yards in the third quarter.
- **Van Eskridge** led ECU with nine total tackles (eight solo, assisted).
- **Norman Whitley** rushed two times for 12 yards with a game-long of nine coming in the second quarter.
- **Davon Drew** caught his first pass of the game in the third quarter for seven yards.
- **Joe Womack** caught his first collegiate pass in the fourth quarter for three yards.

TEAM NOTES

- Attendance: 52,398
- With the loss, ECU falls to 3-3 on the season and 2-2 in non-conference action.
- ECU extended its school-record for consecutive games without being shutout to 132 contests when Ben Hartman drilled a season-long 45-yard FG in the first quarter. Last time ECU was blanked was on Oct. 4, 1997 against Syracuse in the Carrier Dome (56-0).
- The Pirates have scored on seven of its 12 opening half drives this year (2nd half vs. Virginia Tech (TD); both halves vs. West Virginia (both TDs); 2nd half vs. Tulane (TD); 2nd half vs. N.C. State (TD); both halves vs. Virginia (FG and TD).
- ECU had four receivers with a reception of 10 or more yards (Harris-13, 25, 36, 52; Lee-10; B. Simmons-10; Taylor-37).
- ECU has forced at least two TOs in eight straight games (and 14 of the last 15; 17 of 19).
- ECU has intercepted at least one pass in four consecutive games.
- ECU scored on its first offensive possession (FG-45 yards) marking the first time since West Virginia that Pirates scored on their opening possession of the game.
- ECU's six first half points is the fewest since getting shutout in the first 30 minutes against Marshall (11/10/07). The Pirates would fall to The Herd 26-7.
- At the half, ECU trailed 29-6 (22 points) marking the largest halftime deficit since trailing 27-0 to West Virginia in 2007.

Scoring Summary (Final)
2008 University of Virginia Football
#18 North Carolina vs Virginia (Oct 18, 2008 at Charlottesville, Va.)

North Carolina (5-2,1-2) vs. Virginia (4-3,2-1)

Date: Oct 18, 2008 • Site: Charlottesville, Va. • Stadium: Smith/Harrison/Scott

Attendance: 52342

Score by Quarters	1	2	3	4	OT	O1	Total
North Carolina	7	0	0	3	3	3	13
Virginia	0	0	3	7	6	6	16

Qtr	Time	Scoring Play	V-H
1st	08:23	NC - Houston, R 1 yd run (Barth, C kick), 10-83 5:00	7 - 0
3rd	11:39	UVA - Robert Randolph 37 yd field goal, 7-15 1:36	7 - 3
4th	02:22	NC - Barth, C 40 yd field goal, 15-71 7:29	10 - 3
	00:47	UVA - Cedric Peerman 2 yd run (Robert Randolph kick), 9-82 1:35	10 - 10
OT	15:00	NC - Barth, C 28 yd field goal, 6-14 0:00	13 - 10
	15:00	UVA - Cedric Peerman 2 yd run, 4-25 0:00	13 - 16

Kickoff time: 3:37 pm • End of Game: 6:46 pm • Total elapsed time: 3:09

Officials: Referee: Tom DeJoseph; Umpire: Don Yates; Linesman: Tyrone Davis;

Line judge: Allen Andrick; Back judge: Ron Boyd; Field judge: Mike Cullin;

Side judge: Vince Parker;

Temperature: 57 • Wind: NNE 11 • Weather: mostly cloudy

Team Statistics (Final)
2008 University of Virginia Football
#18 North Carolina vs Virginia (Oct 18, 2008 at Charlottesville, Va.)

	NC	UVA
FIRST DOWNS	19	15
Rushing	8	4
Passing	10	11
Penalty	1	0
NET YARDS RUSHING	166	58
Rushing Attempts	48	27
Average Per Rush	3.5	2.1
Rushing Touchdowns	1	2
Yards Gained Rushing	182	71
Yards Lost Rushing	16	13
NET YARDS PASSING	166	217
Completions-Attempts-Int	16-26-2	24-38-0
Average Per Attempt	6.4	5.7
Average Per Completion	10.4	9.0
Passing Touchdowns	0	0
TOTAL OFFENSE YARDS	332	275
Total offense plays	74	65
Average Gain Per Play	4.5	4.2
Fumbles: Number-Lost	1-1	1-0
Penalties: Number-Yards	1-5	5-45
PUNTS-YARDS	5-196	7-280
Average Yards Per Punt	39.2	40.0
Net Yards Per Punt	31.2	36.3
Inside 20	2	3
50+ Yards	0	0
Touchbacks	2	1
Fair catch	2	1
KICKOFFS-YARDS	3-192	3-184
Average Yards Per Kickoff	64.0	61.3
Net Yards Per Kickoff	42.3	41.3
Touchbacks	0	1
Punt returns: Number-Yards-TD	3-6-0	0-0-0
Average Per Return	2.0	0.0
Kickoff returns: Number-Yds-TD	2-40-0	3-65-0
Average Per Return	20.0	21.7
Interceptions: Number-Yds-TD	0-0-0	2-39-0
Fumble Returns: Number-Yds-TD	0-0-0	0-0-0
Miscellaneous Yards	6	0
Possession Time	34:13	25:47
1st Quarter	10:41	4:19
2nd Quarter	6:50	8:10
3rd Quarter	8:26	6:34
4th Quarter	8:16	6:44
OT Quarter	0:00	0:00
Third-Down Conversions	9 of 17	5 of 15
Fourth-Down Conversions	0 of 0	1 of 1
Red-Zone Scores-Chances	3-3	3-3
Sacks By: Number-Yards	1-11	1-9
PAT Kicks	1-1	1-1
Field Goals	2-2	1-2

Individual Statistics (Final)
2008 University of Virginia Football
#18 North Carolina vs Virginia (Oct 18, 2008 at Charlottesville, Va.)

North Carolina

Rushing	No.	Gain	Loss	Net	TD	Lg	Avg
Draughn, S	30	140	2	138	0	18	4.6
Houston, R	11	34	2	32	1	6	2.9
Arnold, C	1	4	0	4	0	4	4.0
Parker-Boyd, A	1	2	0	2	0	2	2.0
Team	2	0	3	-3	0	0	-1.5
Sexton, C	3	2	9	-7	0	1	-2.3
Totals	48	182	16	166	1	18	3.5

Passing	C-A-I	Yds	TD	Long	Sack
Sexton, C	16-25-2	166	0	23	1
Arnold, C	0-1-0	0	0	0	0
Totals	16-26-2	166	0	23	1

Receiving	No.	Yards	TD	Long
Nicks, H	6	90	0	23
Foster, B	3	28	0	14
Elzy, A	2	25	0	14
Arnold, C	2	16	0	9
Little, G	2	3	0	3
Quinn, Ri	1	4	0	4
Totals	16	166	0	23

Punting	No.	Yds	Avg	Long	In20	TB
Brown, Te	5	196	39.2	45	2	2
Totals	5	196	39.2	45	2	2

Returns	Punt			Kickoff			Intercept		
	No	Yds	Lg	No	Yds	Lg	No	Yds	Lg
Burney, K	2	5	4	0	0	0	0	0	0
Goddard, T	1	1	1	0	0	0	0	0	0
White, J	0	0	0	1	27	27	0	0	0
Rome, B	0	0	0	1	13	13	0	0	0
Totals	3	6	4	2	40	27	0	0	0

Field goals	Qtr	Time	Dist	Result
Barth, C	4th	02:22	40 yards	Good
Barth, C	OT	15:00	28 yards	Good

Kickoffs	No.	Yards	Avg	TB	OB
Wooten, J	3	192	64.0	0	0

All-purpose	Run	Rcv	KR	PR	IR	Total
Draughn, S	138	0	0	0	0	138
Nicks, H	0	90	0	0	0	90
Houston, R	32	0	0	0	0	32
Foster, B	0	28	0	0	0	28

Virginia

Rushing	No.	Gain	Loss	Net	TD	Lg	Avg
Cedric Peerman	17	44	0	44	2	8	2.6
Mikell Simpson	4	20	0	20	0	9	5.0
Rashawn Jackson	1	2	0	2	0	2	2.0
John Phillips	1	0	0	0	0	0	0.0
TEAM	1	0	2	-2	0	0	-2.0
Marc Verica	3	5	11	-6	0	4	-2.0
Totals	27	71	13	58	2	9	2.1

Passing	C-A-I	Yds	TD	Long	Sack
Marc Verica	24-38-0	217	0	26	1
Totals	24-38-0	217	0	26	1

Receiving	No.	Yards	TD	Long
Kevin Ogletree	6	72	0	23
John Phillips	5	38	0	19
M. Covington	3	44	0	26
Cedric Peerman	3	18	0	11
Mikell Simpson	3	6	0	7
Cary Koch	2	15	0	16
Jared Green	1	26	0	26
Rashawn Jackson	1	-2	0	0
Totals	24	217	0	26

Punting	No.	Yds	Avg	Long	In20	TB
Jimmy Howell	7	280	40.0	49	3	1
Totals	7	280	40.0	49	3	1

Returns	Punt			Kickoff			Intercept		
	No	Yds	Lg	No	Yds	Lg	No	Yds	Lg
Byron Glaspy	0	0	0	0	0	0	1	35	35
Nick Jenkins	0	0	0	0	0	0	1	4	4
C. Minnifield	0	0	0	2	51	27	0	0	0
Kevin Ogletree	0	0	0	1	14	14	0	0	0
Totals	0	0	0	3	65	27	2	39	35

Field goals	Qtr	Time	Dist	Result
Robert Randolph	3rd	11:39	37 yards	Good
Robert Randolph	3rd	06:57	39 yards	Blocked

Kickoffs	No.	Yards	Avg	TB	OB
Chris Hinkebein	3	184	61.3	1	0

All-purpose	Run	Rcv	KR	PR	IR	Total
Kevin Ogletree	0	72	14	0	0	86
Cedric Peerman	44	18	0	0	0	62
C. Minnifield	0	0	51	0	0	51
M. Covington	0	44	0	0	0	44

FUMBLES: North Carolina-Nicks, H 1-1. Virginia-Rashawn Jackson 1-0.

Defensive Statistics (Final)
2008 University of Virginia Football
#18 North Carolina vs Virginia (Oct 18, 2008 at Charlottesville, Va.)

##	North Carolina	Solo	Ast	Total	Sacks-Yds	TFL-Yds	FF	FR-Yds	Int-Yds	BrUp	Blks	QBH
52	Sturdivant, Q	10	3	13	-	-	-	-	-	1	-	-
41	Paschal, M	2	6	8	-	1.0-2	1	-	-	-	-	-
27	Williams, D	6	1	7	-	-	-	-	-	1	-	-
23	Hemby, J	4	0	4	-	2.0-4	-	-	-	-	-	-
16	Burney, K	4	0	4	-	-	-	-	-	-	-	-
31	Goddard, T	3	1	4	-	1.0-1	-	-	-	-	-	-
92	Wilson, E	3	1	4	1.0-11	1.0-11	-	-	-	-	-	-
9	Austin, M	0	4	4	-	-	-	-	-	-	-	-
54	Carter, B	2	1	3	-	-	-	-	-	1	1	-
12	Brown, Ch	1	2	3	-	-	-	-	-	-	-	-
34	White, J	1	1	2	-	-	-	-	-	-	-	-
91	Powell, T	1	0	1	-	-	-	-	-	-	-	-
42	Quinn, Ro	0	1	1	-	-	-	-	-	-	-	-
28	Smith, J	0	1	1	-	-	-	-	-	-	-	-
89	Quinn, Ri	0	1	1	-	-	-	-	-	-	-	-
97	Mullins, A	0	1	1	-	-	-	-	-	-	-	-
93	Thomas, C	0	1	1	-	-	-	-	-	-	-	-
1A	Sexton, C	0	1	1	-	-	-	-	-	-	-	-
Totals		37	26	63	1.0-11	5.0-18	1	0-0	0-0	3	1	0
##	Virginia	Solo	Ast	Total	Sacks-Yds	TFL-Yds	FF	FR-Yds	Int-Yds	BrUp	Blks	QBH
54	Jon Copper	10	6	16	-	1.0-1	-	-	-	-	-	-
49	Darren Childs	9	1	10	-	1.0-2	-	-	-	-	-	-
51	Clint Sintim	3	5	8	1.0-9	1.0-9	-	-	-	1	-	-
40	Corey Mosley	5	2	7	-	-	-	-	-	1	-	-
96	Nick Jenkins	2	3	5	-	0.5-1	-	-	1-4	-	-	-
93	Alex Field	2	3	5	-	0.5-0	-	-	-	-	-	-
22	Byron Glaspy	4	0	4	-	-	-	-	1-35	-	-	-
13	C. Minnifield	4	0	4	-	-	-	1-0	-	-	-	-
45	Denzel Burrell	2	2	4	-	-	-	-	-	-	-	-
4	Vic Hall	2	2	4	-	-	1	-	-	-	-	-
44	Raynard Horne	1	3	4	-	-	-	-	-	-	-	-
27	Hall Simmons	1	1	2	-	-	-	-	-	-	-	-
2C	Rodney McLeod	1	1	2	-	-	-	-	-	-	-	-
98	Nate Collins	0	2	2	-	-	-	-	-	-	-	-
92	Zane Parr	1	0	1	-	-	-	-	-	-	-	-
19	Ras-I Dowling	1	0	1	-	-	-	-	-	-	-	-
94	Matt Conrath	0	1	1	-	-	-	-	-	-	-	-
66	Danny Aiken	0	1	1	-	-	-	-	-	-	-	-
59	J-K Dolce	0	1	1	-	-	-	-	-	-	-	-
Totals		48	34	82	1.0-9	4.0-13	1	1-0	2-39	2	0	0

Drive Chart (By Team) (Final)
2008 University of Virginia Football
#18 North Carolina vs Virginia (Oct 18, 2008 at Charlottesville, Va.)

Team	Qtr	Drive Started			Drive Ended			Consumed	
		Spot	Time	Obtained	Spot	Time	How lost	PI - Yds	TOP
NC	1st	N17	13:23	Punt	V00	08:23	*TOUCHDOWN	10 - 83	5:00
NC		N33	06:37	Punt	V45	03:16	Punt	6 - 22	3:21
NC		N37	02:20	Punt	V33	14:07	Interception	6 - 30	3:13
NC	2nd	N20	12:39	Punt	N26	11:09	Punt	3 - 6	1:30
NC		N04	06:18	Punt	V48	01:51	Punt	10 - 48	4:27
NC	3rd	N39	15:00	Kickoff	N41	13:15	Interception	5 - 2	1:45
NC		N27	11:39	Kickoff	V45	10:12	Fumble	3 - 28	1:27
NC		N28	06:57	Missed FG	V39	03:19	Punt	7 - 33	3:38
NC		V49	01:49	Punt	V41	00:13	Punt	3 - 8	1:36
NC	4th	N06	09:51	Punt	V23	02:22	*FIELD GOAL	15 - 71	7:29
NC		V25	00:47	Kickoff	V25	00:00	Possession	2 - 0	0:47
NC	OT	V25	15:00	Possession	V11	15:00	*FIELD GOAL	6 - 14	0:00

North Carolina	1st Qtr	2nd Qtr	3rd Qtr	4th Qtr	1st Half	2nd Half	Total
Time of possession	10:41	06:50	08:26	08:16	17:31	16:42	34:13
3rd down conversions	3-4	1-3	2-5	3-4	4-7	5-9	9-17
Average field position	N29	N12	N36	N40	N22	N37	N30
4th down conversions	0-0	0-0	0-0	0-0	0-0	0-0	0-0

Team	Qtr	Drive Started			Drive Ended			Consumed	
		Spot	Time	Obtained	Spot	Time	How lost	PI - Yds	TOP
UVA	1st	V35	15:00	Kickoff	V35	13:23	Punt	3 - 0	1:37
UVA		V30	08:23	Kickoff	V32	06:37	Punt	3 - 2	1:46
UVA		V20	03:16	Punt	V26	02:20	Punt	3 - 6	0:56
UVA	2nd	N48	14:07	Interception	N44	12:39	Punt	3 - 4	1:28
UVA		V36	11:09	Punt	N36	06:18	Punt	8 - 28	4:51
UVA		V11	01:51	Punt	V20	00:00	End of half	4 - 9	1:51
UVA	3rd	N34	13:15	Interception	N19	11:39	*FIELD GOAL	7 - 15	1:36
UVA		V45	10:12	Fumble	N22	06:57	Missed FG	10 - 33	3:15
UVA		V04	03:19	Punt	V07	01:49	Punt	3 - 3	1:30
UVA		V20	00:13	Punt	N42	09:51	Punt	10 - 38	5:22
UVA	4th	V18	02:22	Kickoff	N00	00:47	*TOUCHDOWN	9 - 82	1:35
UVA	OT	N25	15:00	Possession	N00	15:00	*TOUCHDOWN	4 - 25	0:00

Virginia	1st Qtr	2nd Qtr	3rd Qtr	4th Qtr	1st Half	2nd Half	Total
Time of possession	04:19	08:10	06:34	06:44	12:29	13:18	25:47
3rd down conversions	0-3	1-4	2-5	2-3	1-7	4-8	5-15
Average field position	V28	V33	V33	V18	V30	V30	V30
4th down conversions	0-0	1-1	0-0	0-0	1-1	0-0	1-1

Drive Chart (By Quarter) (Final)
2008 University of Virginia Football
#18 North Carolina vs Virginia (Oct 18, 2008 at Charlottesville, Va.)

Team	Qtr	Drive Started			Drive Ended			Consumed	
		Spot	Time	Obtained	Spot	Time	How lost	PI - Yds	TOP
UVA	1st	V35	15:00	Kickoff	V35	13:23	Punt	3 - 0	1:37
NC		N17	13:23	Punt	V00	08:23	*TOUCHDOWN	10 - 83	5:00
UVA		V30	08:23	Kickoff	V32	06:37	Punt	3 - 2	1:46
NC		N33	06:37	Punt	V45	03:16	Punt	6 - 22	3:21
UVA		V20	03:16	Punt	V26	02:20	Punt	3 - 6	0:56
NC		N37	02:20	Punt	V33	14:07	Interception	6 - 30	3:13
UVA	2nd	N48	14:07	Interception	N44	12:39	Punt	3 - 4	1:28
NC		N20	12:39	Punt	N26	11:09	Punt	3 - 6	1:30
UVA		V36	11:09	Punt	N36	06:18	Punt	8 - 28	4:51
NC		N04	06:18	Punt	V48	01:51	Punt	10 - 48	4:27
UVA		V11	01:51	Punt	V20	00:00	End of half	4 - 9	1:51
NC	3rd	N39	15:00	Kickoff	N41	13:15	Interception	5 - 2	1:45
UVA		N34	13:15	Interception	N19	11:39	*FIELD GOAL	7 - 15	1:36
NC		N27	11:39	Kickoff	V45	10:12	Fumble	3 - 28	1:27
UVA		V45	10:12	Fumble	N22	06:57	Missed FG	10 - 33	3:15
NC		N28	06:57	Missed FG	V39	03:19	Punt	7 - 33	3:38
UVA		V04	03:19	Punt	V07	01:49	Punt	3 - 3	1:30
NC		V49	01:49	Punt	V41	00:13	Punt	3 - 8	1:36
UVA		V20	00:13	Punt	N42	09:51	Punt	10 - 38	5:22
NC	4th	N06	09:51	Punt	V23	02:22	*FIELD GOAL	15 - 71	7:29
UVA		V18	02:22	Kickoff	N00	00:47	*TOUCHDOWN	9 - 82	1:35
NC		V25	00:47	Kickoff	V25	00:00	Possession	2 - 0	0:47
NC	OT	V25	15:00	Possession	V11	15:00	*FIELD GOAL	6 - 14	0:00
UVA		N25	15:00	Possession	N00	15:00	*TOUCHDOWN	4 - 25	0:00

Participation Report (Final)
2008 University of Virginia Football
#18 North Carolina vs Virginia (Oct 18, 2008 at Charlottesville, Va.)

North Carolina

Pos	##	OFFENSE
WR	88	Nicks, H
LT	72	Jolly, K
LG	70	Pelc, A
C	69	Dyer, L
RG	79	Darity, C
RT	75	Reynolds, G
TE	89	Quinn, Ri
QB	1A	Sexton, C
TE	33	Wilson, C
TB	8	Little, G
WR	1	Foster, B

Pos	##	DEFENSE
LDE	92	Wilson, E
LDT	9	Austin, M
RDT	93	Thomas, C
RDE	42	Quinn, Ro
WLB	52	Sturdivant, Q
MLB	41	Paschal, M
SLB	54	Carter, B
CB	23	Hemby, J
SS	31	Goddard, T
CB	16	Burney, K
FS	27	Williams, D

Virginia

Pos	##	OFFENSE
WR	20	Kevin Ogletree
LT	75	Eugene Monroe
LG	63	Austin Pasztor
C	64	Jack Shields
RG	65	B.J. Cabbell
RT	61	Will Barker
TE	85	John Phillips
TE	87	Andrew Devlin
QB	6	Marc Verica
TB	37	Cedric Peerman
WR	80	M. Covington

Pos	##	DEFENSE
DE	93	Alex Field
NT	96	Nick Jenkins
DE	94	Matt Conrath
OLB	51	Clint Sintim
ILB	54	Jon Copper
ILB	58	Antonio Appleby
OLB	45	Denzel Burrell
CB	4	Vic Hall
S	22	Byron Glaspy
CB	19	Ras-I Dowling
S	40	Corey Mosley

North Carolina: 2-Arnold, C, 4-Rome, B, 6-Elzy, A, 11-Barth, C, 12-Brown, Ch, 15-Parker-Boyd, A, 18-Wooten, J, 19-Brown, Te, 20-Draughn, S, 21-Searcy, D, 24-Jolly, T, 25-Merletti, M, 28-Smith, J, 30-Jones, T, 32-Houston, R, 34-White, J, 37-Fantroy, L, 40-Powell, D, 45-Ramsay, D, 47-Brown, Z, 49-Taylor, R, 61-House, M, 66-Ingersoll, M, 73-Stahl, A, 80-Barham, E, 84-Jacobs, V, 90-Coples, Q, 91-Powell, T, 94-McAdoo, M, 97-Mullins, A, 98-Massenburg, D.

Virginia: 1-Trey Womack, 2C-Rodney McLeod, 3R-Robert Randolph, 5-Mikell Simpson, 8-Jimmy Howell, 9R-Crutcher Reiss, 11-Chris Hinkebein, 13-C. Minnifield, 15-Scott Deke, 17-Brandon Woods, 18-Kris Burd, 26-Cary Koch, 27-Hall Simmons, 31-Rashawn Jackson, 43-Mike Parker, 44-Raynard Horne, 49-Darren Childs, 55-Jared Detrick, 56-Cam Johnson, 59-J-K Dolce, 66-Danny Aiken, 74-P. Slebonick, 81-Dontrelle Inman, 84-Jared Green, 92-Zane Parr, 98-Nate Collins.

Play-by-Play Summary (1st quarter)

#18 North Carolina vs Virginia (Oct 18, 2008 at Charlottesville, Va.)

UNC wins toss, defers. UVA to receive and defend south end zone

Wooten, J kickoff 59 yards to the UVA11, C. Minnifield return 24 yards to the UVA35 (White, J).

- 1-10 UVA 35 PENALTY UVA false start (Andrew Devlin) 5 yards to the UVA30.
- 1-15 UVA 30 Marc Verica pass incomplete to Kevin Ogletree.
- 2-15 UVA 30 Marc Verica pass complete to Cary Koch for loss of 1 yard to the UVA29 (Goddard, T).
- 3-16 UVA 29 Marc Verica pass complete to John Phillips for 6 yards to the UVA35 (Sturdivant, Q).
- 4-10 UVA 35 Jimmy Howell punt 49 yards to the NC16, Burney, K return 1 yards to the NC17 (Raynard Horne).

3 plays, 0 yards, 1:37

NORTH CAROLINA drive start at 13:23.

- 1-10 NC 17 Draughn, S rush for 7 yards to the NC24 (Byron Glaspy).
- 2-3 NC 24 Draughn, S rush for 8 yards to the NC32, 1ST DOWN NC (Denzel Burrell). R1
- 1-10 NC 32 Sexton, C pass complete to Nicks, H for 21 yards to the UVA47, 1ST DOWN NC (Denzel Burrell;Corey Mosley). P2
- 1-10 UVA 47 Draughn, S rush for 18 yards to the UVA29, 1ST DOWN NC (Vic Hall). R3
- 1-10 UVA 29 Arnold, C rush for 4 yards to the UVA25 (Denzel Burrell;Jon Copper).
- 2-6 UVA 25 Draughn, S rush for 13 yards to the UVA12, 1ST DOWN NC (Corey Mosley). R4
- 1-10 UVA 12 Draughn, S rush for 2 yards to the UVA10 (Vic Hall;Alex Field).
- 2-8 UVA 10 Draughn, S rush for no gain to the UVA10 (Darren Childs).
- 3-8 UVA 10 Sexton, C pass complete to Arnold, C for 9 yards to the UVA1, 1ST DOWN NC, out-of-bounds (Ras-I Dowling). P5
- 1-G UVA 01 Houston, R rush for 1 yard to the UVA0, TOUCHDOWN, clock 08:23.
- 1-G UVA 03 Barth, C kick attempt good.

North Carolina 7, Virginia 0

10 plays, 83 yards, 5:00

Wooten, J kickoff 67 yards to the UVA3, C. Minnifield return 27 yards to the UVA30 (Smith, J;White, J).

VIRGINIA drive start at 08:23.

- 1-10 UVA 30 Cedric Peerman rush for no gain to the UVA30 (Burney, K).
- 2-10 UVA 30 PENALTY UVA illegal formation 5 yards to the UVA25.
- 2-15 UVA 25 Marc Verica pass incomplete to John Phillips.
- 3-15 UVA 25 Cedric Peerman rush for 7 yards to the UVA32 (Paschal, M;Brown, Ch).
- 4-8 UVA 32 Jimmy Howell punt 35 yards to the NC33, fair catch by Brown, Ch.

3 plays, 2 yards, 1:46

NORTH CAROLINA drive start at 06:37.

- 1-10 NC 33 Draughn, S rush for 3 yards to the NC36 (Jon Copper).
- 2-7 NC 36 Draughn, S rush for 2 yards to the NC38 (Clint Sintim;Jon Copper).
- 3-5 NC 38 Draughn, S rush for 9 yards to the NC47, 1ST DOWN NC (Jon Copper). R6
- 1-10 NC 47 Sexton, C pass incomplete to Foster, B.
- 2-10 NC 47 Draughn, S rush for 4 yards to the UVA49 (Darren Childs).
- 3-6 UVA 49 Draughn, S rush for 4 yards to the UVA45 (J-K Dolce;Jon Copper).
- 4-2 UVA 45 Brown, Te punt 45 yards to the UVA0, touchback.

6 plays, 22 yards, 3:21

VIRGINIA drive start at 03:16.

- 1-10 UVA 20 Cedric Peerman rush for 2 yards to the UVA22 (Wilson, E).
- 2-8 UVA 22 Marc Verica pass complete to Cedric Peerman for 4 yards to the UVA26 (Carter, B).
- 3-4 UVA 26 Marc Verica pass incomplete to Cary Koch (Sturdivant, Q).
- 4-4 UVA 26 Jimmy Howell punt 37 yards to the NC37, downed.

3 plays, 6 yards, 0:56

NORTH CAROLINA drive start at 02:20.

- 1-10 NC 37 Draughn, S rush for no gain to the NC37 (Clint Sintim;Nick Jenkins).
- 2-10 NC 37 Sexton, C pass complete to Arnold, C for 7 yards to the NC44 (Byron Glaspy).
- 3-3 NC 44 Draughn, S rush for 10 yards to the UVA46, 1ST DOWN NC (Byron Glaspy). R7
- 1-10 UVA 46 Sexton, C pass complete to Elzy, A for 11 yards to the UVA35, 1ST DOWN NC (Jon Copper). P8
- 1-10 UVA 35 Clock 00:00.

Quarter Summary	Score	Time Poss	R	1st Downs				Conversions		Rushing	Passing	Penalties
				P	X	T	3rd	4th				
North Carolina	7	10:41	0	0	0	0	0-0	0-0	0-0	0-0-0-0	0-0	
Virginia	0	04:19	0	0	0	0	0-0	0-0	0-0	0-0-0-0	0-0	

Quickie Statistics (1st quarter)
#18 North Carolina vs Virginia (Oct 18, 2008 at Charlottesville, Va.)

	NC	UVA
Score	7	0
FIRST DOWNS	8	0
RUSHES-YARDS (NET)	15-85	3-9
PASSING YDS (NET)	48	9
Passes Att-Comp-Int	5-4-0	6-3-0
TOTAL OFFENSE PLAYS-YARDS	20-133	9-18
Fumble Returns-Yards	0-0	0-0
Punt Returns-Yards	1-1	0-0
Kickoff Returns-Yards	0-0	2-51
Interception Returns-Yards	0-0	0-0
Punts (Number-Avg)	1-45.0	3-40.3
Fumbles-Lost	0-0	0-0
Penalties-Yards	0-0	2-10
Possession Time	10:41	04:19
Third-Down Conversions	3 of 4	0 of 3
Fourth-Down Conversions	0 of 0	0 of 0
Red-Zone Scores-Chances	1-1	0-0

North Carolina

Rushing	No.	Gain	Loss	Net	TD	Lg	Avg
Draughn, S	13	80	0	80	0	18	6.2
Arnold, C	1	4	0	4	0	4	4.0
Houston, R	1	1	0	1	1	1	1.0

Passing	C-A-I	Yds	TD	Long	Sack
Sexton, C	4-5-0	48	0	21	0

Receiving	No.	Yards	TD	Long
Arnold, C	2	16	0	9
Nicks, H	1	21	0	21
Elzy, A	1	11	0	11

Punting	No.	Yds	Avg	Long	In20	TB
Brown, Te	1	45	45.0	45	0	1

Punt Returns	No.	Yards	TD	Long
Burney, K	1	1	0	1

Kick Returns	No.	Yards	TD	Long
---------------------	-----	-------	----	------

Tackles	UA-A	Total	Sacks	TFL
White, J	1-1	2	0.0	0.0
Wilson, E	1-0	1	0.0	0.0
Sturdivant, Q	1-0	1	0.0	0.0
Carter, B	1-0	1	0.0	0.0

Virginia

Rushing	No.	Gain	Loss	Net	TD	Lg	Avg
Cedric Peerman	3	9	0	9	0	7	3.0

Passing	C-A-I	Yds	TD	Long	Sack
Marc Verica	3-6-0	9	0	6	0

Receiving	No.	Yards	TD	Long
John Phillips	1	6	0	6
Cedric Peerman	1	4	0	4
Cary Koch	1	-1	0	0

Punting	No.	Yds	Avg	Long	In20	TB
Jimmy Howell	3	121	40.3	49	1	0

Punt Returns	No.	Yards	TD	Long
---------------------	-----	-------	----	------

Kick Returns	No.	Yards	TD	Long
C. Minnifield	2	51	0	27

Tackles	UA-A	Total	Sacks	TFL
Jon Copper	3-3	6	0.0	0.0
Byron Glaspy	3-0	3	0.0	0.0
Denzel Burrell	1-2	3	0.0	0.0
Darren Childs	2-0	2	0.0	0.0

Qtr	Time	Scoring Play	V-H
1st	08:23	NC - Houston, R 1 yd run (Barth, C kick), 10-83 5:00	7 - 0

Play-by-Play Summary (2nd quarter)

#18 North Carolina vs Virginia (Oct 18, 2008 at Charlottesville, Va.)

1-10 UVA 35 Start of 2nd quarter, clock 15:00.
 1-10 UVA 35 Parker-Boyd, A rush for 2 yards to the UVA33 (Darren Childs).
 2-8 UVA 33 Sexton, C pass intercepted by Byron Glaspy at the UVA17, Byron Glaspy return 35 yards to the NC48 (Quinn, Ri;Sexton, C).

6 plays, 30 yards, 3:13

VIRGINIA drive start at 14:07.

1-10 NC 48 Cedric Peerman rush for 4 yards to the NC44 (Sturdivant, Q).
 2-6 NC 44 John Phillips rush for no gain to the NC44 (Powell, T).
 3-6 NC 44 Marc Verica pass incomplete to Jared Green.

penalty flag picked up - pass deemed uncatchable

4-6 NC 44 Jimmy Howell punt 44 yards to the NC0, touchback.

3 plays, 4 yards, 1:28

NORTH CAROLINA drive start at 12:39.

1-10 NC 20 Houston, R rush for 6 yards to the NC26 (Jon Copper).
 2-4 NC 26 Draughn, S rush for no gain to the NC26 (Jon Copper;Nate Collins).
 3-4 NC 26 Sexton, C pass incomplete to Nicks, H.
 4-4 NC 26 Brown, Te punt 38 yards to the UVA36, fair catch by Vic Hall.

3 plays, 6 yards, 1:30

VIRGINIA drive start at 11:09.

1-10 UVA 36 Cedric Peerman rush for 5 yards to the UVA41 (Thomas, C;Sturdivant, Q).
 2-5 UVA 41 Cedric Peerman rush for 2 yards to the UVA43 (Austin, M;Quinn, Ro).
 3-3 UVA 43 Marc Verica pass complete to Kevin Ogletree for 2 yards to the UVA45 (Sturdivant, Q).
 4-1 UVA 45 Rashawn Jackson rush for 2 yards to the UVA47, 1ST DOWN UVA (Wilson, E;Sturdivant, Q). R1
 1-10 UVA 47 Marc Verica pass complete to M. Covington for 10 yards to the NC43, 1ST DOWN UVA P2
 (Sturdivant, Q).
 1-10 NC 43 Marc Verica rush for 1 yard to the NC42 (Sturdivant, Q).
 2-9 NC 42 Cedric Peerman rush for 8 yards to the NC34 (Paschal, M;Brown, Ch).
 3-1 NC 34 Marc Verica pass complete to Rashawn Jackson for loss of 2 yards to the NC36, fumble forced by Paschal, M, fumble by Rashawn Jackson recovered by UVA John Phillips at NC36.
 4-3 NC 36 Jimmy Howell punt 32 yards to the NC4, downed.

8 plays, 28 yards, 4:51

NORTH CAROLINA drive start at 06:18.

1-10 NC 04 Draughn, S rush for 1 yard to the NC5 (Nick Jenkins;Alex Field).
 2-9 NC 05 Timeout North Carolina, clock 05:29.
 2-9 NC 05 Sexton, C pass incomplete to Nicks, H.
 3-9 NC 05 Sexton, C pass complete to Foster, B for 14 yards to the NC19, 1ST DOWN NC (C. Minnifield). P9
 1-10 NC 19 Draughn, S rush for 2 yards to the NC21 (Darren Childs).
 2-8 NC 21 Sexton, C pass complete to Foster, B for 9 yards to the NC30, 1ST DOWN NC (C. Minnifield). P10
 1-10 NC 30 Draughn, S rush for 2 yards to the NC32 (Darren Childs).
 2-8 NC 32 Sexton, C rush for 1 yard to the NC33, out-of-bounds (Denzel Burrell).
 3-7 NC 33 PENALTY UVA face mask (C. Minnifield) 15 yards to the NC48, 1ST DOWN NC. X11
 1-10 NC 48 Sexton, C pass incomplete to Foster, B.
 2-10 NC 48 Arnold, C pass incomplete to Nicks, H (Corey Mosley).
 3-10 NC 48 Sexton, C pass complete to Quinn, Ri for 4 yards to the UVA48 (Rodney McLeod).
 4-6 UVA 48 Brown, Te punt 37 yards to the UVA11, fair catch by Vic Hall.

10 plays, 48 yards, 4:27

VIRGINIA drive start at 01:51.

1-10 UVA 11 Cedric Peerman rush for no gain to the UVA11 (Williams, D).
 2-10 UVA 11 Cedric Peerman rush for 3 yards to the UVA14 (Paschal, M;Mullins, A).
 3-7 UVA 14 Timeout Virginia, clock 00:26.
 3-7 UVA 14 Marc Verica pass complete to M. Covington for 8 yards to the UVA22, 1ST DOWN UVA (Hemby, J). P3
 1-10 UVA 22 TEAM rush for loss of 2 yards to the UVA20.
 End of half, clock 00:00.

4 plays, 9 yards, 1:51

Quarter Summary	Score	Time Poss	1st Downs				Conversions		Rushing	Passing	Penalties
			R	P	X	T	3rd	4th			
North Carolina	0	06:50	5	3	0	8	3-4	0-0	15-85	4-5-0-48	0-0
Virginia	0	08:10	0	0	0	0	0-3	0-0	3-9	3-6-0-9	2-10

Quickie Statistics (Halftime)
#18 North Carolina vs Virginia (Oct 18, 2008 at Charlottesville, Va.)

	NC	UVA
Score	7	0
FIRST DOWNS	11	3
RUSHES-YARDS (NET)	22-99	13-32
PASSING YDS (NET)	75	27
Passes Att-Comp-Int	13-7-1	11-7-0
TOTAL OFFENSE PLAYS-YARDS	35-174	24-59
Fumble Returns-Yards	0-0	0-0
Punt Returns-Yards	1-1	0-0
Kickoff Returns-Yards	0-0	2-51
Interception Returns-Yards	0-0	1-35
Punts (Number-Avg)	3-40.0	5-39.4
Fumbles-Lost	0-0	1-0
Penalties-Yards	0-0	3-25
Possession Time	17:31	12:29
Third-Down Conversions	4 of 7	1 of 7
Fourth-Down Conversions	0 of 0	1 of 1
Red-Zone Scores-Chances	1-1	0-0

North Carolina

Rushing	No.	Gain	Loss	Net	TD	Lg	Avg
Draughn, S	17	85	0	85	0	18	5.0
Houston, R	2	7	0	7	1	6	3.5
Arnold, C	1	4	0	4	0	4	4.0
Parker-Boyd, A	1	2	0	2	0	2	2.0

Passing	C-A-I	Yds	TD	Long	Sack
Sexton, C	7-12-1	75	0	21	0
Arnold, C	0-1-0	0	0	0	0

Receiving	No.	Yards	TD	Long
Foster, B	2	23	0	14
Arnold, C	2	16	0	9
Nicks, H	1	21	0	21
Elzy, A	1	11	0	11

Punting	No.	Yds	Avg	Long	In20	TB
Brown, Te	3	120	40.0	45	1	1

Punt Returns	No.	Yards	TD	Long
Burney, K	1	1	0	1

Kick Returns	No.	Yards	TD	Long
---------------------	-----	-------	----	------

Tackles	UA-A	Total	Sacks	TFL
Sturdivant, Q	5-2	7	0.0	0.0
Paschal, M	1-3	4	0.0	1.0
Wilson, E	1-1	2	0.0	0.0
White, J	1-1	2	0.0	0.0

Virginia

Rushing	No.	Gain	Loss	Net	TD	Lg	Avg
Cedric Peerman	9	31	0	31	0	8	3.4
Rashawn Jackson	1	2	0	2	0	2	2.0
Marc Verica	1	1	0	1	0	1	1.0
John Phillips	1	0	0	0	0	0	0.0

Passing	C-A-I	Yds	TD	Long	Sack
Marc Verica	7-11-0	27	0	10	0

Receiving	No.	Yards	TD	Long
M. Covington	2	18	0	10
John Phillips	1	6	0	6
Cedric Peerman	1	4	0	4
Kevin Ogletree	1	2	0	2

Punting	No.	Yds	Avg	Long	In20	TB
Jimmy Howell	5	197	39.4	49	2	1

Punt Returns	No.	Yards	TD	Long
---------------------	-----	-------	----	------

Kick Returns	No.	Yards	TD	Long
C. Minnifield	2	51	0	27

Tackles	UA-A	Total	Sacks	TFL
Jon Copper	4-4	8	0.0	0.0
Darren Childs	5-0	5	0.0	0.0
Denzel Burrell	2-2	4	0.0	0.0
Byron Glaspy	3-0	3	0.0	0.0

Qtr	Time	Scoring Play	V-H
1st	08:23	NC - Houston, R 1 yd run (Barth, C kick), 10-83 5:00	7 - 0

Play-by-Play Summary (3rd quarter)

#18 North Carolina vs Virginia (Oct 18, 2008 at Charlottesville, Va.)

UNC to receive and defend the south end zone

Start of 3rd quarter, clock 15:00, UVA ball on UVA30.

Chris Hinkebein kickoff 44 yards to the NC26, Rome, B return 13 yards to the NC39 (Hall Simmons).

NORTH CAROLINA drive start at 15:00.

1-10	NC 39	Sexton, C rush for 1 yard to the NC40, out-of-bounds.	
2-9	NC 40	Draughn, S rush for 5 yards to the NC45 (Nick Jenkins).	
3-4	NC 45	Sexton, C pass complete to Foster, B for 5 yards to the 50 yardline, 1ST DOWN NC (C. Minnifield).	P12
1-10	NC 50	Sexton, C sacked for loss of 9 yards to the NC41 (Clint Sintim).	
<i>intentional grounding</i>			
2-19	NC 41	Sexton, C pass intercepted by Nick Jenkins at the NC38, Nick Jenkins return 4 yards to the NC34.	

5 plays, 2 yards, 1:45

VIRGINIA drive start at 13:15.

1-10	NC 34	Marc Verica pass incomplete to Kevin Ogletree (Williams, D).	
2-10	NC 34	Marc Verica pass incomplete to M. Covington.	
3-10	NC 34	Marc Verica pass complete to Cedric Peerman for 11 yards to the NC23, 1ST DOWN UVA, out-of-bounds (Goddard, T).	P4
1-10	NC 23	Marc Verica pass incomplete to Cedric Peerman.	
2-10	NC 23	Marc Verica rush for 4 yards to the NC19 (Sturdivant, Q).	
3-6	NC 19	Marc Verica pass incomplete to Kevin Ogletree.	
4-6	NC 19	Robert Randolph field goal attempt from 37 GOOD, clock 11:39.	

North Carolina 7, Virginia 3

7 plays, 15 yards, 1:36

Chris Hinkebein kickoff 70 yards to the NC0, White, J return 27 yards to the NC27 (Rodney McLeod;Raynard Horne).

NORTH CAROLINA drive start at 11:39.

1-10	NC 27	Houston, R rush for 5 yards to the NC32 (Zane Parr).	
2-5	NC 32	Houston, R rush for 4 yards to the NC36 (Darren Childs).	
3-1	NC 36	Timeout North Carolina, clock 10:20.	
3-1	NC 36	Sexton, C pass complete to Nicks, H for 19 yards to the UVA45, fumble forced by Vic Hall, fumble by Nicks, H recovered by UVA C. Minnifield at UVA45.	

3 plays, 28 yards, 1:27

VIRGINIA drive start at 10:12.

play was reviewed and upheld

1-10	UVA 45	Cedric Peerman rush for 1 yard to the UVA46 (Sturdivant, Q), PENALTY UVA holding (Austin Pasztor) 10 yards to the UVA36.	
1-19	UVA 36	1st and 19.	
1-19	UVA 36	Marc Verica pass incomplete to Cedric Peerman.	
2-19	UVA 36	Marc Verica pass complete to Jared Green for 26 yards to the NC38, 1ST DOWN UVA, out-of-bounds (Williams, D).	P5
1-10	NC 38	Marc Verica sacked for loss of 11 yards to the NC49 (Wilson, E).	
2-21	NC 49	Marc Verica pass complete to Cedric Peerman for 3 yards to the NC46 (Carter, B;Austin, M).	
3-18	NC 46	Marc Verica pass complete to Kevin Ogletree for 23 yards to the NC23, 1ST DOWN UVA, out-of-bounds (Williams, D).	P6
1-10	NC 23	Cedric Peerman rush for 1 yard to the NC22 (Burney, K).	
2-9	NC 22	Marc Verica pass incomplete to M. Covington.	
3-9	NC 22	Marc Verica pass incomplete to Kevin Ogletree.	
4-9	NC 22	Robert Randolph field goal attempt from 39 BLOCKED, recovered by NC Hemby, J at NC28 spot at NC28, clock 06:57 (blocked by Carter, B), Hemby, J for no gain to the NC28.	
<i>10 plays, 33 yards, 6:53</i>			
1-10	NC 28	Draughn, S rush for 8 yards to the NC36 (Clint Sintim;Corey Mosley).	
2-2	NC 36	Draughn, S rush for 1 yard to the NC37 (Alex Field).	
3-1	NC 37	Houston, R rush for 3 yards to the NC40, 1ST DOWN NC (Clint Sintim).	R13
1-10	NC 40	Sexton, C pass complete to Elzy, A for 14 yards to the UVA46, 1ST DOWN NC, out-of-bounds (Corey Mosley).	P14
1-10	UVA 46	Draughn, S rush for 8 yards to the UVA38 (Corey Mosley).	
2-2	UVA 38	Draughn, S rush for loss of 1 yard to the UVA39 (Jon Copper).	
3-3	UVA 39	Sexton, C pass incomplete to Nicks, H.	
4-3	UVA 39	Brown, Te punt 35 yards to the UVA4, downed.	

7 plays, 33 yards, 0:00

VIRGINIA drive start at 03:19.

1-10	UVA 04	Cedric Peerman rush for 2 yards to the UVA6 (Carter, B).	
2-8	UVA 06	Marc Verica pass incomplete to M. Covington.	
3-8	UVA 06	Cedric Peerman rush for 1 yard to the UVA7 (Sturdivant, Q).	
4-7	UVA 07	Jimmy Howell punt 46 yards to the NC47, Burney, K return 4 yards to the UVA49 (Danny Aiken;Raynard Horne).	

3 plays, 3 yards, 1:30

Play-by-Play Summary (3rd quarter)
#18 North Carolina vs Virginia (Oct 18, 2008 at Charlottesville, Va.)

NORTH CAROLINA drive start at 01:49.

1-10 UVA 49 Draughn, S rush for 4 yards to the UVA45 (Darren Childs;Jon Copper).
 2-6 UVA 45 Houston, R rush for 4 yards to the UVA41 (Jon Copper).
 3-2 UVA 41 Sexton, C pass incomplete to Nicks, H (Clint Sintim).
 4-2 UVA 41 Brown, Te punt 41 yards to the UVA0, touchback.
3 plays, 8 yards, 1:36

VIRGINIA drive start at 00:13.

1-10 UVA 20 Marc Verica pass complete to Mikell Simpson for 2 yards to the UVA22, out-of-bounds (Hemby, J).
 2-8 UVA 22 Clock 00:00.

END OF 3rd QUARTER: North Carolina 7, Virginia 3

Quarter Summary	Score	Time Poss	1st Downs				Conversions		Rushing	Passing	Penalties
			R	P	X	T	3rd	4th			
North Carolina	0	04:48	1	2	0	3	2-5	0-0	12-33	3-6-1-38	0-0
Virginia	3	10:12	0	3	0	3	2-5	0-0	6-(-2)	5-13-0-65	1-10

Quickie Statistics (3rd quarter)
#18 North Carolina vs Virginia (Oct 18, 2008 at Charlottesville, Va.)

	NC	UVA
Score	7	3
FIRST DOWNS	14	6
RUSHES-YARDS (NET)	34-132	19-30
PASSING YDS (NET)	113	92
Passes Att-Comp-Int	19-10-2	24-12-0
TOTAL OFFENSE PLAYS-YARDS	53-245	43-122
Fumble Returns-Yards	0-0	0-0
Punt Returns-Yards	2-5	0-0
Kickoff Returns-Yards	2-40	2-51
Interception Returns-Yards	0-0	2-39
Punts (Number-Avg)	5-39.2	6-40.5
Fumbles-Lost	1-1	1-0
Penalties-Yards	0-0	4-35
Possession Time	25:57	19:03
Third-Down Conversions	6 of 12	3 of 12
Fourth-Down Conversions	0 of 0	1 of 1
Red-Zone Scores-Chances	1-1	1-1

North Carolina

Rushing	No.	Gain	Loss	Net	TD	Lg	Avg
Draughn, S	23	111	1	110	0	18	4.8
Houston, R	6	23	0	23	1	6	3.8
Arnold, C	1	4	0	4	0	4	4.0
Parker-Boyd, A	1	2	0	2	0	2	2.0

Passing	C-A-I	Yds	TD	Long	Sack
Sexton, C	10-18-2	113	0	21	1
Arnold, C	0-1-0	0	0	0	0

Receiving	No.	Yards	TD	Long
Foster, B	3	28	0	14
Nicks, H	2	40	0	21
Elzy, A	2	25	0	14
Arnold, C	2	16	0	9

Punting	No.	Yds	Avg	Long	In20	TB
Brown, Te	5	196	39.2	45	2	2

Punt Returns	No.	Yards	TD	Long
Burney, K	2	5	0	4

Kick Returns	No.	Yards	TD	Long
Rome, B	1	13	0	13
White, J	1	27	0	27

Tackles	UA-A	Total	Sacks	TFL
Sturdivant, Q	8-2	10	0.0	0.0
Paschal, M	1-3	4	0.0	1.0
Williams, D	3-0	3	0.0	0.0
Carter, B	2-1	3	0.0	0.0

Virginia

Rushing	No.	Gain	Loss	Net	TD	Lg	Avg
Cedric Peerman	13	36	0	36	0	8	2.8
Rashawn Jackson	1	2	0	2	0	2	2.0
John Phillips	1	0	0	0	0	0	0.0
TEAM	1	0	2	-2	0	0	-2.0

Passing	C-A-I	Yds	TD	Long	Sack
Marc Verica	12-24-0	92	0	26	1

Receiving	No.	Yards	TD	Long
Cedric Peerman	3	18	0	11
Kevin Ogletree	2	25	0	23
M. Covington	2	18	0	10
Jared Green	1	26	0	26

Punting	No.	Yds	Avg	Long	In20	TB
Jimmy Howell	6	243	40.5	49	2	1

Punt Returns	No.	Yards	TD	Long

Kick Returns	No.	Yards	TD	Long
C. Minnifield	2	51	0	27

Tackles	UA-A	Total	Sacks	TFL
Jon Copper	6-5	11	0.0	1.0
Darren Childs	6-1	7	0.0	0.0
Corey Mosley	3-2	5	0.0	0.0
Clint Sintim	2-3	5	1.0	1.0

Qtr	Time	Scoring Play	V-H
1st	08:23	NC - Houston, R 1 yd run (Barth, C kick), 10-83 5:00	7 - 0
3rd	11:39	UVA - Robert Randolph 37 yd field goal, 7-15 1:36	7 - 3

Play-by-Play Summary (4th quarter)

#18 North Carolina vs Virginia (Oct 18, 2008 at Charlottesville, Va.)

2-8	UVA 22	Start of 4th quarter, clock 15:00.	
2-8	UVA 22	PENALTY UVA holding (Andrew Devlin) 10 yards to the UVA12.	
2-18	UVA 12	Marc Verica pass complete to Kevin Ogletree for 22 yards to the UVA34, 1ST DOWN UVA (Wilson, E).	P7
1-10	UVA 34	Marc Verica pass incomplete to Kevin Ogletree.	
2-10	UVA 34	Mikell Simpson rush for 9 yards to the UVA43 (Sturdivant, Q).	
3-1	UVA 43	Mikell Simpson rush for 2 yards to the UVA45, 1ST DOWN UVA (Sturdivant, Q).	R8
1-10	UVA 45	Marc Verica pass complete to Mikell Simpson for 7 yards to the NC48 (Burney, K).	
2-3	NC 48	Mikell Simpson rush for 7 yards to the NC41, 1ST DOWN UVA (Williams, D;Paschal, M).	R9
1-10	NC 41	Marc Verica pass complete to John Phillips for no gain to the NC41 (Sturdivant, Q;Goddard, T).	
2-10	NC 41	Mikell Simpson rush for 2 yards to the NC39 (Paschal, M;Austin, M).	
3-8	NC 39	Marc Verica pass complete to Mikell Simpson for loss of 3 yards to the NC42 (Hemby, J).	
4-11	NC 42	Jimmy Howell punt 37 yards to the NC5, Goddard, T return 1 yards to the NC6 (Hall Simmons;Raynard Horne).	

10 plays, 38 yards, 5:22

NORTH CAROLINA drive start at 09:51.

1-10	NC 06	Draughn, S rush for loss of 1 yard to the NC5 (Nick Jenkins;Alex Field).	
2-11	NC 05	Sexton, C pass incomplete to Arnold, C.	
3-11	NC 05	Sexton, C pass complete to Nicks, H for 15 yards to the NC20, 1ST DOWN NC (Vic Hall;Jon Copper).	P15
1-10	NC 20	Houston, R rush for 3 yards to the NC23 (Jon Copper).	
2-7	NC 23	Draughn, S rush for 4 yards to the NC27 (Jon Copper).	
3-3	NC 27	Sexton, C pass complete to Nicks, H for 10 yards to the NC37, 1ST DOWN NC, out-of-bounds (C. Minnifield).	P16
1-10	NC 37	Houston, R rush for 5 yards to the NC42 (Nick Jenkins).	
2-5	NC 42	Draughn, S rush for 2 yards to the NC44 (Clint Sintim;Matt Conrath).	
3-3	NC 44	Timeout North Carolina, clock 05:30.	
3-3	NC 44	Draughn, S rush for 12 yards to the UVA44, 1ST DOWN NC (Corey Mosley).	R17
1-10	UVA 44	Houston, R rush for loss of 2 yards to the UVA46 (Darren Childs).	
2-12	UVA 46	Timeout North Carolina, clock 04:12.	
2-12	UVA 46	Sexton, C pass complete to Nicks, H for 23 yards to the UVA23, 1ST DOWN NC, out-of-bounds (Corey Mosley).	P18
1-10	UVA 23	Houston, R rush for 3 yards to the UVA20 (Jon Copper).	
2-7	UVA 20	Houston, R rush for no gain to the UVA20 (Clint Sintim;Nate Collins).	
3-7	UVA 20	Timeout Virginia, clock 03:05.	
3-7	UVA 20	PENALTY NC illegal formation 5 yards to the UVA25.	
3-12	UVA 25	Sexton, C pass complete to Nicks, H for 2 yards to the UVA23, out-of-bounds (Jon Copper).	
4-10	UVA 23	Timeout Virginia, clock 02:27.	
4-10	UVA 23	Barth, C field goal attempt from 40 GOOD, clock 02:22.	

North Carolina 10, Virginia 3

15 plays, 71 yards, 7:29

Wooten, J kickoff 66 yards to the UVA4, Kevin Ogletree return 14 yards to the UVA18.

VIRGINIA drive start at 02:22.

1-10	UVA 18	Marc Verica pass complete to Kevin Ogletree for loss of 1 yard to the UVA17 (Hemby, J).	
2-11	UVA 17	Marc Verica pass complete to M. Covington for 26 yards to the UVA43, 1ST DOWN UVA, out-of-bounds (Williams, D).	P10
1-10	UVA 43	Marc Verica pass complete to John Phillips for 7 yards to the 50 yardline, out-of-bounds.	
2-3	UVA 50	Marc Verica pass complete to John Phillips for 6 yards to the NC44, 1ST DOWN UVA (Paschal, M).	P11
1-10	NC 44	Marc Verica pass complete to Cary Koch for 16 yards to the NC28, 1ST DOWN UVA (Burney, K).	P12
1-10	NC 28	Marc Verica pass complete to Kevin Ogletree for 17 yards to the NC11, 1ST DOWN UVA, out-of-bounds (Williams, D).	P13
1-10	NC 11	Marc Verica pass complete to Kevin Ogletree for 9 yards to the NC2 (Brown, Ch).	
2-1	NC 02	Marc Verica pass incomplete to John Phillips (Carter, B).	
3-1	NC 02	Cedric Peerman rush for 2 yards to the NC0, 1ST DOWN UVA, TOUCHDOWN, clock 00:47.	R14
1-G	NC 03	Robert Randolph kick attempt good.	

ball was tipped and still made it over

Virginia 10, North Carolina 10

9 plays, 82 yards, 1:35

Chris Hinkebein kickoff 70 yards to the NC0, touchback.

NORTH CAROLINA drive start at 00:47.

1-10	NC 20	Team rush for loss of 2 yards to the NC18.	
2-12	NC 18	Team rush for loss of 1 yard to the NC17.	
3-13	NC 17	Clock 00:00.	

2 plays, minus 3 yards, 0:47

Virginia 10, North Carolina 10

Quarter Summary	Score	Time Poss	R	1st Downs			Conversions		Rushing	Passing	Penalties
				P	X	T	3rd	4th			
North Carolina	3	08:16	1	3	0	4	3-4	0-0	11-23	4-5-0-50	1-5
Virginia	7	06:44	3	5	0	8	2-3	0-0	5-22	11-13-0-106	1-10

Quickie Statistics (End of 4th)
#18 North Carolina vs Virginia (Oct 18, 2008 at Charlottesville, Va.)

	NC	UVA
Score	10	10
FIRST DOWNS	18	14
RUSHES-YARDS (NET)	45-155	24-52
PASSING YDS (NET)	163	198
Passes Att-Comp-Int	24-14-2	37-23-0
TOTAL OFFENSE PLAYS-YARDS	69-318	61-250
Fumble Returns-Yards	0-0	0-0
Punt Returns-Yards	3-6	0-0
Kickoff Returns-Yards	2-40	3-65
Interception Returns-Yards	0-0	2-39
Punts (Number-Avg)	5-39.2	7-40.0
Fumbles-Lost	1-1	1-0
Penalties-Yards	1-5	5-45
Possession Time	34:13	25:47
Third-Down Conversions	9 of 16	5 of 15
Fourth-Down Conversions	0 of 0	1 of 1
Red-Zone Scores-Chances	2-2	2-2

North Carolina

Rushing	No.	Gain	Loss	Net	TD	Lg	Avg
Draughn, S	27	129	2	127	0	18	4.7
Houston, R	11	34	2	32	1	6	2.9
Arnold, C	1	4	0	4	0	4	4.0
Parker-Boyd, A	1	2	0	2	0	2	2.0

Passing	C-A-I	Yds	TD	Long	Sack
Sexton, C	14-23-2	163	0	23	1
Arnold, C	0-1-0	0	0	0	0

Receiving	No.	Yards	TD	Long
Nicks, H	6	90	0	23
Foster, B	3	28	0	14
Elzy, A	2	25	0	14
Arnold, C	2	16	0	9

Punting	No.	Yds	Avg	Long	In20	TB
Brown, Te	5	196	39.2	45	2	2

Punt Returns	No.	Yards	TD	Long
Burney, K	2	5	0	4
Goddard, T	1	1	0	1

Kick Returns	No.	Yards	TD	Long
Rome, B	1	13	0	13
White, J	1	27	0	27

Tackles	UA-A	Total	Sacks	TFL
Sturdivant, Q	10-3	13	0.0	0.0
Paschal, M	2-5	7	0.0	1.0
Williams, D	5-1	6	0.0	0.0
Hemby, J	4-0	4	0.0	2.0

Virginia

Rushing	No.	Gain	Loss	Net	TD	Lg	Avg
Cedric Peerman	14	38	0	38	1	8	2.7
Mikell Simpson	4	20	0	20	0	9	5.0
Rashawn Jackson	1	2	0	2	0	2	2.0
John Phillips	1	0	0	0	0	0	0.0

Passing	C-A-I	Yds	TD	Long	Sack
Marc Verica	23-37-0	198	0	26	1

Receiving	No.	Yards	TD	Long
Kevin Ogletree	6	72	0	23
John Phillips	4	19	0	7
M. Covington	3	44	0	26
Cedric Peerman	3	18	0	11

Punting	No.	Yds	Avg	Long	In20	TB
Jimmy Howell	7	280	40.0	49	3	1

Punt Returns	No.	Yards	TD	Long
---------------------	------------	--------------	-----------	-------------

Kick Returns	No.	Yards	TD	Long
C. Minnifield	2	51	0	27
Kevin Ogletree	1	14	0	14

Tackles	UA-A	Total	Sacks	TFL
Jon Copper	10-6	16	0.0	1.0
Darren Childs	7-1	8	0.0	1.0
Corey Mosley	5-2	7	0.0	0.0
Clint Sintim	2-5	7	1.0	1.0

Qtr	Time	Scoring Play	V-H
1st	08:23	NC - Houston, R 1 yd run (Barth, C kick), 10-83 5:00	7 - 0
3rd	11:39	UVA - Robert Randolph 37 yd field goal, 7-15 1:36	7 - 3
4th	02:22	NC - Barth, C 40 yd field goal, 15-71 7:29	10 - 3
	00:47	UVA - Cedric Peerman 2 yd run (Robert Randolph kick), 9-82 1:35	10 - 10

Play-by-Play Summary (OT quarter) #18 North Carolina vs Virginia (Oct 18, 2008 at Charlottesville, Va.)

Start of OT quarter, clock 15:00, NC ball on UVA25.

3-13 UVA 25 NC ball on UVA25.
3-13 UVA 25 1st and 10.

*UVA won toss and elected to play defense
first overtime played in south end zone*

1-10 UVA 25 Change of possession, 1st and 10.

2 plays, 0 yards, 0:47

NORTH CAROLINA drive start at 15:00.

1-10 UVA 25 Draughn, S rush for 7 yards to the UVA18 (Darren Childs).
2-3 UVA 18 Draughn, S rush for 3 yards to the UVA15, 1ST DOWN NC (Darren Childs).
1-10 UVA 15 Sexton, C pass complete to Little, G for 3 yards to the UVA12 (Byron Glaspy).
2-7 UVA 12 Draughn, S rush for 1 yard to the UVA11 (Alex Field).
3-6 UVA 11 Sexton, C pass complete to Little, G for no gain to the UVA11 (Clint Sintim).
4-6 UVA 11 Barth, C field goal attempt from 28 GOOD, clock 15:00.

R19

North Carolina 13, Virginia 10

1-G NC 30 Change of possession, UVA ball on NC25, 1st and 10.

6 plays, 14 yards, 0:00

VIRGINIA drive start at 15:00.

1-10 NC 25 Cedric Peerman rush for 2 yards to the NC23 (Paschal, M;Austin, M).
2-8 NC 23 Marc Verica pass complete to John Phillips for 19 yards to the NC4, 1ST DOWN UVA (Goddard, T).
1-G NC 04 Cedric Peerman rush for 2 yards to the NC2 (Williams, D).
2-G NC 02 Cedric Peerman rush for 2 yards to the NC0, TOUCHDOWN, clock 15:00.

P15

Virginia 16, North Carolina 13

4 plays, 25 yards, 0:00

Virginia 16, North Carolina 13

Quarter Summary	Score	Time Poss	1st Downs				Conversions		Rushing	Passing	Penalties
			R	P	X	T	3rd	4th			
North Carolina	3	00:00	7	10	1	18	9-16	0-0	45-155	14-24-2-163	1-5
Virginia	6	00:00	4	10	0	14	5-15	1-1	24-52	23-37-0-198	5-45

Virginia vs. North Carolina

Oct. 18, 2008

Head Coach Butch Davis Quotes

Opening Statement:

“I’ll tell you exactly what I told the team when we got to the locker room – that Virginia made the plays they needed to make to win the game. I have to give them credit for that. We missed some opportunities during the course of the game and in almost every football game I’ve ever been in, when you don’t take advantage of field position and don’t take advantage of opportunities, it almost always comes back to haunt you. Defensively we played about as well as we could probably play in the first half. Defense had a good grasp of what they were trying to do. We were having some success running the football, making a few plays, but we didn’t capitalize on the field position opportunities and score as many points.

“We made some mistakes in substitutions and formations that really hurt us, trying to shuttle as many different people in trying to replace Brandon Tate and that’s no excuse. Brandon not being here has nothing to do with us not winning this football game. We weren’t as sharp and crisp as we needed to be. We put together one little drive late in the ballgame when Casey kicked a field goal and put us up 10-3 and probably the biggest nemesis of the ballgame from the defensive perspective is the number of third downs and probably third-and-one situations that they were able to convert and that was probably the story of the whole game.”

On North Carolina’s defense:

“We had some problems, as I said, on some third down situations where we just didn’t make the plays we needed to make.”

On North Carolina’s turnovers:

“I look at where drives start and where drives end. Too many of our drives ended in fourth and three at about the 40-yard line and having to punt and trying to dive inside the five. You’re one first down away from being in four-down territory and four-down territory probably gives you the chance that some of those drives maybe end in field goals. And every time you don’t take advantage of really good field position by capitalizing on it, by scoring touchdowns, which you’d like to do, or putting yourself in the position to kick field goals, it’ll come back to haunt you. I’ve seen it way too many times.”

On Virginia’s tactics:

“It was a chess match. They have an awful lot of defensive schemes. They have blitzes – they probably showed three or four different run blitzes today that we had not seen out of them. But I mean it’s something you’ve got to adjust to. Every time they try to put a fire out, you’ve got to do something to try to restart the fire.”

On North Carolina’s tactic on Virginia’s last drive:

“We were trying to get to the quarterback, trying to pressure him, trying to be in the right place. Again, we had chances, we probably had at least one or two or maybe even three opportunities for interceptions ourselves but we just missed the ball and those balls have gone to us in the previous six ball games and today they didn’t go to us.”

On Bruce Carter’s blocked field goal:

“He’s a terrific football player. He’s extraordinarily physically gifted and he spills his guts on the field. He leaves everything out there.”

Virginia vs. North Carolina

October 18, 2008

Virginia Player Quotes

Virginia sophomore quarterback Marc Verica

On the halftime adjustments:

“The first half couldn’t have gone worse for us. I was making bad decisions, we were being penalized and we just couldn’t move the ball. Coming out we knew we had to stay focused and execute and put ourselves in a position to win. The defense really stepped up huge all day, and we were able to get the win.”

On the fourth-quarter two minute drill:

“That’s what every quarterback ever dreams about. To be given that opportunity, to be able to drive 80 yards in two minutes with your team behind was an opportunity I always dreamed about as a kid. It was really an unbelievable win.”

On the team’s confidence:

“This game does a lot for our confidence. We know what we are capable of. We didn’t play our best today, but luckily we were able to get the win. Now it’s time to focus on a very good Georgia Tech team.”

Virginia senior running back Cedric Peerman

On the North Carolina defense:

“They were tough all day. We had a tough time getting a push and running the ball at some points, but we knew we just had to keep pounding. Every run isn’t going to be a 60-yard touchdown, and we just had to stick with our game plan.”

On the game-winning touchdown:

“It was the same goal line plan we ran at the end of regulation. The blocking was excellent and I just had to follow them into the endzone.”

On victory:

“This is the best game I have ever been a part of here. For the defense to be tough like that the whole game was really incredible. They dug in and held Carolina’s offense in check and did what they quite often do – put us in a position to win.”

Virginia freshman kicker Robert Randolph

On starting

“This is really a surreal feel. This week in practice I worked hard to prepare when Yannick (Reyering) went down and I looked to make the most of it today. After I got that kick blocked, the coaches told me to work faster, so on the extra point I worked a little faster and luckily pushed it through.”

On the tipped extra point

“I held my breath for a second, as I’m sure everyone else did. After it went through it really was an amazing feeling and it’s great to be a part of a game like this.”

Virginia senior linebacker Clint Sintim

On the defensive unit

“This defense never quits. Today we worked hard for an entire 60 minutes, and it paid off. The resiliency on this team is undying and we work hard to get victories like this one.”

On Marc Verica

“Marc was amazing out there. From watching him play, you would have never guess he is a sophomore. He was cool and collected in a big time situation, and made some great plays to get us the win.”

On the atmosphere:

“The atmosphere out here was completely electric. The fans were loud the whole game, and today this was really a great place to play. This is first time they’ve rushed since we beat Florida State here, and it really does energize this team.”

Virginia junior wide receiver Kevin Ogletree

On winning the game in overtime:

“It’s as good of a win that I have been around. The mood of this team and the power that has come about is great. We just have to keep pushing, persevere and have the ability to never crack.”

On the team’s performance before the fourth quarter touchdown drive:

“The first half we didn’t have a lot of things going for us. We knew we were still in the game, even as bad as we had played, so we came out in the second half and took some shots to try to score some points in the fourth quarter. It took a while, but some guys that we really depend on made some plays.”

On the fourth quarter touchdown drive:

“Marc (Verica) was accurate and Coach Mike (Groh) was really on point with his calls. We were expecting it and we knew that’s what we would have to do to win.”

Virginia senior tight end John Phillips

On winning the game in overtime:

“Those were the greatest plays that we have been a part of as a team. Last year’s team had the opportunity to do this five or six times, so for this year I am just happy for a lot of these young guys. To come in there and get a win like that—that’s what the game of football is all about.

On the coaches’ advice when the team was down:

“The coaches did a great job with the play calling. Really it’s all in the plays as an offense. We just keep each other up and know that we can come back and win the game. When you are on the sidelines and the defense has got your back, you know you can come out and make plays like that.”

On his catch to set up the overtime touchdown:

“That’s just a good play and a good play call by Coach Mike (Groh). Cedric (Peerman) set it up nice and I was just happy to get the ball down there close because there is no back in the country that is better than getting the ball in there like Ced.”

On the team’s touchdown drive in the fourth quarter:

“That’s something we pride ourselves in that, we work on it a lot. Marc (Verica) stepped in there and did a heck of a job for us. He stepped in there and made a lot of big throws. He made a lot of good throws down the field and the offense was just clicking well. Those are the kind of situations that you love to be in.”

Virginia senior linebacker Jon Copper

On winning such a close game:

“That’s what we train for and that’s what we prepare for. Everybody stepped up and made certain stops when we needed it and the offense punched it in when we needed it too.”

On how the linebackers responded when Antonio Appleby was injured:

“I just looked at Darren (Childs), smiled at him and he did really well out there. We have a ‘next man up’ mentality, and I don’t even know what happened to Appleby but when he (Childs) went in there he did a really good job. It was also our first time playing together but we did really well.”

On the difference in the defense between the first series and the rest of the game:

“They didn’t do anything that we weren’t prepared for, in the first series. We just didn’t tackle well and I think we blew a coverage or two and they took advantage of it. After that we just came together and went for it.”

Virginia vs. North Carolina

Oct. 18, 2008

Head Coach Al Groh Quotes

On the “team” win:

“That was an awesome win for our team and I’m tremendously proud of our players and I’m happy for them that they got a chance to celebrate the way they did. Every team throughout the course of the year has to find its identity. We clearly think over the last three weeks we’re starting to find our identity, which is a tough-minded, stick together, purposeful team with a lot of resolve. There’s a lot of trust and unity on the team.”

On players stepping up

“A lot of things we think are important showed up today. One is the ‘next man up.’ We took two hits right in the first series with a couple of our best players, Antonio Appleby and Ras-I Dowling, going out. For Darren Childs, Mike Parker and Chase Minnifield to step up the way they did against a quality program was just awesome. We’re proud of those guys for being true to the character of the team.”

On the two-minute drive

“We talk about being at our best at the end of the game and we certainly were. Marc Verica did a great job on the two-minute drive. It’s something we practice a great deal and we did what we’re supposed to do. Great poise there and some kids came up with some terrific catches and that series was obviously very appropriately called.”

On Tailback Cedric Peerman

“The two runs Cedric made to get it in there typifies who he is and what he means to this team.”

On the game:

“It was a gritty game – a very physical game against a quality opponent. We could see why they had the record they had coming into the game. They did a great job today but fortunately we had our best at the end.”

On receiving the game ball from captain Cedric Peerman:

“It will be something I’ll cherish for a long time. When somebody like Cedric Peerman wants to do that, not only him individually, but as a representative and captain of the character and heart of the team, it’s very meaningful and very appreciated.”

On the Cavalier defense:

“They were fantastic today. They kept us in there the whole time. After that first series, it was all we could do for a while to hold it together but some guys made some terrific plays for us. The defense understood the plan and understood the importance of taking a great player like Hakeem Nicks and keep his production down. He’s the engine that has pulled that train for a lot of points and our players did a great job with that.”

NORTH CAROLINA POSTGAME NOTES VS. VIRGINIA

- Carolina falls to 5-2 overall and 1-2 in the ACC Coastal Division. The Tar Heels have lost two games this season by a total of six points (20-17 to Virginia Tech and 16-13 to Virginia). Dating back to last season, UNC's last four losses have been by a total of 12 points.
- UNC is now minus 5 in the turnover margin in its two losses (-2 vs. Virginia Tech and -3 today at Virginia). The Tar Heels came into today's game #1 in the nation in turnover margin (plus 1.83 per game), but had two interceptions and a lost fumble against the Cavaliers.
- Today marked the first time in seven games this season the Tar Heel defense did not force a turnover and the first time the opponents did not throw at least one interception.
- Carolina had more yards (332-275), more first downs (19-15), more time of possession (34:13 to 25:47).
- Carolina held the Cavaliers to 58 rushing yards (on 27 attempts). The Tar Heels have allowed only 147 rushing yards in the last two games (89 vs. Notre Dame).
- Carolina is now 2-4 in overtime games. This was the first overtime game of the season and the first since the 2007 season-ending win over Duke.

Overtime

- 1998 – UNC 37, NC State 34
- 1999 – Georgia Tech 31, UNC 24
- 2003 – Syracuse 49, UNC 47 (3OT)
- 2005 – Maryland 33, UNC 30
- 2007 – UNC 20, Duke 14
- 2008 – Virginia 16, UNC 13

- Sophomore tailback Shaun Draughn made his first career start and rushed for a career-high 138 yards on 30 carries. He becomes the first Tar Heel to post two 100-yard rushing games in a season since Ronnie McGill had three in 2006.
- Draughn is the first Tar Heel to rush at least 30 times in a game since Jonathan Linton had 36 vs. Duke in 1997.
- Draughn's 138 yards are the most by a Tar Heel since Greg Little had 154 vs. Duke last year.
- Hakeem Nicks had six receptions for 90 yards. He moved past Leon Johnson (151) and Sam Aiken (146) into fourth place in school history with 152 career receptions. Nicks also passed Aiken for third place in career receiving yards with 2,261.
- Sophomore linebacker Bruce Carter blocked his fifth kick of the year by blocking a third quarter UVA field goal attempt. Earlier this year, Carter blocked one punt at Miami and three punts vs. Connecticut.
- In the first quarter, North Carolina rushed for 133 yards as Draughn had 80 yards on 13 attempts. Carolina outgained the Cavaliers on the ground, 133-18 in the opening quarter.
- Carolina marched 83 yards and scored on a 1-yard touchdown run by Ryan Houston on its first possession of the game. It was the first time the Tar Heels scored a touchdown on their opening drive this season. Draughn rushed for 48 yards on the drive.
- Sophomore Kendrick Burney made his debut today as a punt returner in place of Brandon Tate, who was injured last week vs. Notre Dame. Burney had two returns for five yards.
- True freshman TE Christian Wilson made his first career start today as the Tar Heels opened the game in a two tight end set.
- Sophomore linebacker Quan Sturdivant registered double-digit tackles for the third game in a row as he made a career-high 13 hits (previous high was 11 twice).

Virginia vs. North Carolina • Postgame Notes

Oct. 18, 2008

Former Washington Redskin Hall of Famer Darrell Green raised the Power of Orange flag during today's pregame festivities. His son, Jared, is a redshirt freshman wide receiver for the Cavaliers.

Today's game was the 113th meeting between Virginia and North Carolina, the oldest rivalry in the South.

After losing their first four overtime games, the Cavaliers have now won two in a row and are 2-4 all-time in OT contests.

Today's win is the Cavaliers' first against a ranked team since a 17-16 win over No. 21 Wake Forest last season in Charlottesville; North Carolina came in ranked 18th in The Associated Press poll. Virginia snapped a 4-game losing streak to ranked UNC teams and is now 5-11 against ranked Tar Heel teams all-time.

The win by Virginia bucked a tremendous historical trend in the series. The Tar Heels outrushed Virginia 166-58 but their effort marked only the 14th time since 1940 the winning team had fewer rushing yards than the loser (vs. 53 wins). The Tar Heels also had more yards of total offense (332-275), but lost marking only the 13th time since 1940 the loser outgained the winner in the series.

Virginia did not commit any turnovers today in its second errorless game of the season (Maryland). This is the third year in a row Virginia has not had a turnover vs. the Tar Heels. It is also UVa's seventh win in a row when not turning the ball over dating back to a loss to East Carolina in 2006. Virginia is 19-5 overall under Al Groh when not committing a turnover.

The win is Virginia's 14th consecutive victory over North Carolina in Charlottesville. The Tar Heels have not won in Charlottesville since a 17-14 win in 1981.

S Byron Glaspy recorded the second interception of his career. His 35-yard return is the longest of his career. His only previous interception was a 29-yard return at Miami last season.

LB Jon Copper made a career-high 16 tackles today, including 10 solo stops. His previous career high was 12 tackles against Maryland last season and Duke earlier this season.

Virginia intercepted two passes today, only the second time UNC has thrown two INTs in a game this season.

WR Kevin Ogletree surpassed the 1,000-yard receiving mark in his career during today's game. Ogletree finished with six receptions for 72 yards to raise his career total to 1064. He becomes the 28th receiver in UVa history to total at least 1,000 receiving yards in a career and currently ranks 24th in school history.

QB Marc Verica passed for 217 yards, the second-highest total of his career (trailing only a 226-yard effort vs. Maryland two weeks ago). This is his third 200-yard game in a row. He has passed for 1011 yards in his five starts so far this season.

TE John Phillips had his first career rush today. He gained zero yards. He also finished with five receptions for 38 yards.

LB Darren Childs had five tackles during the first half of today's game. He entered the contest with one tackle this season and three during his career. Childs, playing in replace of an injured Antonio Appleby, finished with 10 tackles in the most extended action of his career. He was second on the team in tackling today.

NT Nick Jenkins had the first interception of his career. It marks the fourth season in a row a defensive lineman has intercepted a pass for Virginia.

True freshman Robert Randolph attempted and made his first career field goal attempt today (37 yards).

CB Chase Minnifield's fumble recovery in the third quarter is the first of his career.

WR Jared Green's 26-yard reception in the third quarter is the longest of his career.

WR Maurice Covington, a Durham, N.C., native, caught three passes for 44 yards to mark the third game in a row he has caught at least three passes.

LB Clint Sintim recorded another sack today, the fourth game in a row he's had at least one sack. He leads the nation in most sacks by a linebacker and is averaging 1.14 sacks per game. He now has 25 career sacks and ranks fourth in school history. Among linebackers he trails only Darryl Blackstock who had 27 sacks in his career 2002-04.

Virginia vs. North Carolina

UNC Player quotes

Sophomore safety Deunta Williams

On missed opportunities:

“The weak spot is the corner ball because it’s a combination of the safety and the corner getting up there, especially with how we were running it. [UVa] was just able to capitalize on our mistakes.”

On a missed point:

“I hit it [for the extra point], but I was a couple of yards off. Of course, it was fortunate for [Virginia]. God bless them.”

On lack of defense:

“Our defense has a lot to improve on. We dominated for the most part, and we really should have answered up at the end.”

On bad coverage:

“I think we played the defense a little wrong. We played it too soft. We didn’t think as much as we needed to. In a couple of plays, I didn’t get over on top of them like I needed to. I think it was just overall bad coverage.”

Sophomore running back Shaun Draughn

On being in the red zone:

“Our red zone wasn’t as good as should have been, and we knew it too. We got in the red zone, and I feel like we got better in that aspect but us having the ball so many times, I felt like we could have kept a lot going on.”

On the touchdown:

“[The touchdown] felt great. Of course, as running back, it felt good. It felt good for me, but it doesn’t matter who gets credit.”

On the turn-around:

“The first half is what we should have been doing the whole game. After halftime, I guess [Virginia] made adjustments to our plays. They made adjustments, and we kept trying to run the same plays. It didn’t work.”

Scoring Summary (Final)
2008 University of Virginia Football
Virginia vs #21 Georgia Tech (Oct 25, 2008 at Atlanta, Ga.)

④

Virginia (5-3,3-1) vs. Georgia Tech (6-2,3-2)

Date: Oct 25, 2008 • Site: Atlanta, Ga. • Stadium: Bobby Dodd Stadium

Attendance: 47416

Score by Quarters	1	2	3	4	Total
Virginia	3	7	7	7	24
Georgia Tech	14	0	0	3	17

Qtr	Time	Scoring Play	V-H
1st	10:56	UVA - Y. Reyerling 25 yd field goal, 11-53 4:04	3 - 0
	05:35	GT - Nesbitt, J. 1 yd run (Blair, S. kick), 11-73 5:16	3 - 7
	01:24	GT - Dwyer, J. 3 yd run (Blair, S. kick), 2-45 0:31	3 - 14
2nd	11:17	UVA - Kevin Ogletree 14 yd pass from Marc Verica (Y. Reyerling kick), 12-66 5:02	10 - 14
3rd	10:22	UVA - M. Covington 34 yd pass from Marc Verica (Y. Reyerling kick), 4-53 1:39	17 - 14
4th	07:34	GT - Blair, S. 39 yd field goal, 8-10 3:50	17 - 17
	03:29	UVA - Cedric Peerman 3 yd run (Y. Reyerling kick), 8-70 4:00	24 - 17

Kickoff time: 3:34 pm • End of Game: 6:33 pm • Total elapsed time: 2:59

Officials: Referee: J. Magallanes; Umpire: Mike Webster; Linesman: Elmo Gary;

Line judge: Greg Parman; Back judge: Delbert Bell; Field judge: Chris Brown;

Side judge: Eddie Bonet;

Temperature: 66 deg • Wind: WNW 18 • Weather: Fair

Team Statistics (Final)
2008 University of Virginia Football
Virginia vs #21 Georgia Tech (Oct 25, 2008 at Atlanta, Ga.)

	UVA	GT
FIRST DOWNS	23	17
Rushing	8	13
Passing	15	4
Penalty	0	0
NET YARDS RUSHING	126	156
Rushing Attempts	36	41
Average Per Rush	3.5	3.8
Rushing Touchdowns	1	2
Yards Gained Rushing	155	196
Yards Lost Rushing	29	40
NET YARDS PASSING	270	103
Completions-Attempts-Int	29-39-2	7-15-1
Average Per Attempt	6.9	6.9
Average Per Completion	9.3	14.7
Passing Touchdowns	2	0
TOTAL OFFENSE YARDS	396	259
Total offense plays	75	56
Average Gain Per Play	5.3	4.6
Fumbles: Number-Lost	1-1	2-2
Penalties: Number-Yards	6-40	2-15
PUNTS-YARDS	1-49	3-130
Average Yards Per Punt	49.0	43.3
Net Yards Per Punt	20.0	38.0
Inside 20	0	0
50+ Yards	0	0
Touchbacks	0	0
Fair catch	0	0
KICKOFFS-YARDS	5-318	4-253
Average Yards Per Kickoff	63.6	63.2
Net Yards Per Kickoff	44.4	47.5
Touchbacks	0	0
Punt returns: Number-Yards-TD	2-16-0	1-29-0
Average Per Return	8.0	29.0
Kickoff returns: Number-Yds-TD	3-63-0	5-96-0
Average Per Return	21.0	19.2
Interceptions: Number-Yds-TD	1-0-0	2-13-0
Fumble Returns: Number-Yds-TD	0-0-0	1-3-0
Miscellaneous Yards	0	0
Possession Time	34:18	25:42
1st Quarter	9:08	5:52
2nd Quarter	9:37	5:23
3rd Quarter	6:34	8:26
4th Quarter	8:59	6:01
Third-Down Conversions	11 of 18	4 of 10
Fourth-Down Conversions	1 of 2	2 of 2
Red-Zone Scores-Chances	3-3	3-4
Sacks By: Number-Yards	4-36	1-14
PAT Kicks	3-3	2-2
Field Goals	1-1	1-1

Individual Statistics (Final)
2008 University of Virginia Football
Virginia vs #21 Georgia Tech (Oct 25, 2008 at Atlanta, Ga.)

Virginia

Rushing	No.	Gain	Loss	Net	TD	Lg	Avg
Cedric Peerman	25	127	9	118	1	31	4.7
Mikell Simpson	5	24	0	24	0	9	4.8
TEAM	3	0	6	-6	0	0	-2.0
Marc Verica	3	4	14	-10	0	3	-3.3
Totals	36	155	29	126	1	31	3.5

Passing	C-A-I	Yds	TD	Long	Sack
Marc Verica	29-39-2	270	2	34	1
Totals	29-39-2	270	2	34	1

Receiving	No.	Yards	TD	Long
M. Covington	5	76	1	34
Cedric Peerman	5	55	0	24
John Phillips	5	29	0	13
Mikell Simpson	4	31	0	23
Rashawn Jackson	4	26	0	10
Kevin Ogletree	2	19	1	14
Jared Green	2	17	0	9
Cary Koch	1	12	0	12
Kris Burd	1	5	0	5
Totals	29	270	2	34

Punting	No.	Yds	Avg	Long	In20	TB
Jimmy Howell	1	49	49.0	49	0	0
Totals	1	49	49.0	49	0	0

Returns	Punt			Kickoff			Intercept		
	No	Yds	Lg	No	Yds	Lg	No	Yds	Lg
Vic Hall	2	16	12	0	0	0	1	0	0
Kevin Ogletree	0	0	0	1	17	17	0	0	0
C. Minnifield	0	0	0	2	46	26	0	0	0
Totals	2	16	12	3	63	26	1	0	0

Field goals	Qtr	Time	Dist	Result
Y. Reyerling	1st	10:56	25 yards	Good

Kickoffs	No.	Yards	Avg	TB	OB
Chris Hinkebein	5	318	63.6	0	0

All-purpose	Run	Rcv	KR	PR	IR	Total
Cedric Peerman	118	55	0	0	0	173
M. Covington	0	76	0	0	0	76
Mikell Simpson	24	31	0	0	0	55
C. Minnifield	0	0	46	0	0	46

Georgia Tech

Rushing	No.	Gain	Loss	Net	TD	Lg	Avg
Jones, R.	11	75	0	75	0	16	6.8
Dwyer, J.	17	70	0	70	1	12	4.1
Nesbitt, J.	12	48	40	8	1	17	0.7
Cox, L.	1	3	0	3	0	3	3.0
Totals	41	196	40	156	2	17	3.8

Passing	C-A-I	Yds	TD	Long	Sack
Nesbitt, J.	7-15-1	103	0	42	4
Totals	7-15-1	103	0	42	4

Receiving	No.	Yards	TD	Long
Thomas, D.	5	88	0	42
Dwyer, J.	1	9	0	9
Cox, L.	1	6	0	6
Totals	7	103	0	42

Punting	No.	Yds	Avg	Long	In20	TB
Blair, S.	3	130	43.3	49	0	0
Totals	3	130	43.3	49	0	0

Returns	Punt			Kickoff			Intercept		
	No	Yds	Lg	No	Yds	Lg	No	Yds	Lg
Jones, R.	1	29	29	3	58	24	0	0	0
Wright, M.	0	0	0	2	38	23	0	0	0
Burnett, M.	0	0	0	0	0	0	1	13	13
Reese, D.	0	0	0	0	0	0	1	0	0
Totals	1	29	29	5	96	24	2	13	13

Field goals	Qtr	Time	Dist	Result
Blair, S.	4th	07:34	39 yards	Good

Kickoffs	No.	Yards	Avg	TB	OB
Blair, S.	4	253	63.2	0	1

All-purpose	Run	Rcv	KR	PR	IR	Total
Jones, R.	75	0	58	29	0	162
Thomas, D.	0	88	0	0	0	88
Dwyer, J.	70	9	0	0	0	79
Wright, M.	0	0	38	0	0	38

FUMBLES: Virginia-Marc Verica 1-1. Georgia Tech-Nesbitt, J. 2-2.

Defensive Statistics (Final)
2008 University of Virginia Football
Virginia vs #21 Georgia Tech (Oct 25, 2008 at Atlanta, Ga.)

##	Virginia	Solo	Ast	Total	Sacks-Yds	TFL-Yds	FF	FR-Yds	Int-Yds	BrUp	Blks	QBH
54	Jon Copper	5	2	7	0.5-2	0.5-2	-	-	-	-	-	-
98	Nate Collins	6	0	6	-	-	-	1-0	-	1	-	-
22	Byron Glaspy	4	1	5	-	-	-	-	-	-	-	-
40	Corey Mosley	4	1	5	-	-	-	-	-	-	-	-
19	Ras-I Dowling	4	1	5	-	-	-	-	-	1	-	-
49	Darren Childs	2	3	5	-	-	-	-	-	-	-	-
51	Clint Sintim	2	3	5	2.0-16	3.5-19	1	-	-	-	-	-
4	Vic Hall	2	2	4	-	-	-	-	1-0	-	-	-
45	Denzel Burrell	2	1	3	-	-	-	1-0	-	-	-	-
94	Matt Conrath	2	0	2	-	-	-	-	-	-	-	-
2C	Rodney McLeod	2	0	2	1.0-16	1.0-16	-	-	-	-	-	-
93	Alex Field	1	1	2	-	0.5-1	-	-	-	-	-	-
59	J-K Dolce	1	1	2	0.5-2	0.5-2	-	-	-	-	-	-
55	Jared Detrick	1	0	1	-	-	-	-	-	-	-	-
43	Mike Parker	1	0	1	-	-	-	-	-	-	-	-
44	Raynard Horne	1	0	1	-	-	-	-	-	-	-	-
11	Chris Hinkebein	1	0	1	-	-	-	-	-	-	-	-
37	Cedric Peerman	1	0	1	-	-	-	-	-	-	-	-
87	Andrew Devlin	0	1	1	-	-	-	-	-	-	-	-
31	Rashawn Jackson	0	1	1	-	-	-	-	-	-	-	-
13	C. Minnifield	0	0	0	-	-	-	-	-	1	-	-
Totals		42	18	60	4.0-36	6.0-40	1	2-0	1-0	3	0	0

##	Georgia Tech	Solo	Ast	Total	Sacks-Yds	TFL-Yds	FF	FR-Yds	Int-Yds	BrUp	Blks	QBH
1	Burnett, M.	9	2	11	-	1.0-4	-	-	1-13	-	-	-
22	Taylor, C.	8	3	11	-	-	-	-	-	1	-	-
28	Reid, R.	6	1	7	-	-	-	-	-	-	-	-
59	Jackson, K.	4	3	7	-	-	-	-	-	-	-	-
54	Griffin, S.	5	1	6	-	1.0-3	-	-	-	-	-	-
26	Reese, D.	5	1	6	-	2.0-3	-	-	1-0	-	-	-
93	Johnson, M.	4	0	4	1.0-14	2.0-15	1	-	-	-	-	-
25	Jasper, D.	3	1	4	-	-	-	-	-	-	-	-
12	Barnes, A.	2	0	2	-	-	-	-	-	-	-	-
95	Richard, D.	2	0	2	-	1.0-1	-	-	-	-	-	-
91	Morgan, D.	2	0	2	-	-	-	1-3	-	-	-	-
99	Walker, V.	1	1	2	-	-	-	-	-	-	-	-
35	Peterson, M.	1	0	1	-	-	-	-	-	-	-	-
97	Hall, R.	1	0	1	-	-	-	-	-	-	-	-
50	White, B.	1	0	1	-	-	-	-	-	-	-	-
14	Blair, S.	1	0	1	-	-	-	-	-	-	-	-
2	Butler, M.	0	1	1	-	-	-	-	-	-	-	-
Totals		55	14	69	1.0-14	7.0-26	1	1-3	2-13	1	0	0

Drive Chart (By Team) (Final)
2008 University of Virginia Football
Virginia vs #21 Georgia Tech (Oct 25, 2008 at Atlanta, Ga.)

Team	Qtr	Drive Started			Drive Ended			Consumed	
		Spot	Time	Obtained	Spot	Time	How lost	PI - Yds	TOP
UVA	1st	V40	15:00	Kickoff	G07	10:56	*FIELD GOAL	11 - 53	4:04
UVA		V17	05:28	Kickoff	V47	01:55	Interception	7 - 30	3:33
UVA		V34	01:19	Kickoff	G00	11:17	*TOUCHDOWN	12 - 66	5:02
UVA	2nd	V26	10:10	Punt	G28	05:51	Interception	10 - 46	4:19
UVA		V30	01:35	Punt	G45	00:00	Downs	6 - 25	1:35
UVA	3rd	V47	12:01	Fumble	G00	10:22	*TOUCHDOWN	4 - 53	1:39
UVA		V23	07:58	Punt	V25	05:55	Punt	3 - 2	2:03
UVA		V07	02:52	Fumble	V34	11:24	Fumble	12 - 27	6:28
UVA	4th	V30	07:29	Kickoff	G00	03:29	*TOUCHDOWN	8 - 70	4:00
UVA		V43	01:18	Interception	V37	00:00	End of half	3 - (6)	1:18

Virginia	1st Qtr	2nd Qtr	3rd Qtr	4th Qtr	1st Half	2nd Half	Total
Time of possession	09:08	09:37	06:34	08:59	18:45	15:33	34:18
3rd down conversions	3-4	3-6	2-3	3-5	6-10	5-8	11-18
Average field position	V30	V28	V25	V36	V29	V30	V29
4th down conversions	0-0	1-2	0-0	0-0	1-2	0-0	1-2

Team	Qtr	Drive Started			Drive Ended			Consumed	
		Spot	Time	Obtained	Spot	Time	How lost	PI - Yds	TOP
GT	1st	G27	10:51	Kickoff	V00	05:35	*TOUCHDOWN	11 - 73	5:16
GT		V45	01:55	Interception	V00	01:24	*TOUCHDOWN	2 - 45	0:31
GT	2nd	G24	11:12	Kickoff	G26	10:10	Punt	3 - 2	1:02
GT		G24	05:51	Interception	G40	01:35	Punt	7 - 16	4:16
GT		G45	00:00	Downs	G45	00:00	End of half	0 - 0	0:00
GT	3rd	G23	14:55	Kickoff	V46	12:01	Fumble	6 - 31	2:54
GT		G25	10:11	Kickoff	G42	07:58	Punt	6 - 17	2:13
GT		V45	05:55	Punt	V07	02:52	Fumble	6 - 38	3:03
GT	4th	V31	11:24	Fumble	V21	07:34	*FIELD GOAL	8 - 10	3:50
GT		G29	03:23	Kickoff	V49	01:18	Interception	8 - 22	2:05

Georgia Tech	1st Qtr	2nd Qtr	3rd Qtr	4th Qtr	1st Half	2nd Half	Total
Time of possession	05:52	05:23	08:26	06:01	11:15	14:27	25:42
3rd down conversions	1-1	0-2	2-3	1-4	1-3	3-7	4-10
Average field position	G41	G24	G34	G49	G32	G40	G36
4th down conversions	0-0	0-0	0-0	2-2	0-0	2-2	2-2

Drive Chart (By Quarter) (Final)
2008 University of Virginia Football
Virginia vs #21 Georgia Tech (Oct 25, 2008 at Atlanta, Ga.)

Team	Qtr	Drive Started			Drive Ended			Consumed	
		Spot	Time	Obtained	Spot	Time	How lost	PI - Yds	TOP
UVA	1st	V40	15:00	Kickoff	G07	10:56	*FIELD GOAL	11 - 53	4:04
GT		G27	10:51	Kickoff	V00	05:35	*TOUCHDOWN	11 - 73	5:16
UVA		V17	05:28	Kickoff	V47	01:55	Interception	7 - 30	3:33
GT		V45	01:55	Interception	V00	01:24	*TOUCHDOWN	2 - 45	0:31
UVA		V34	01:19	Kickoff	G00	11:17	*TOUCHDOWN	12 - 66	5:02
GT	2nd	G24	11:12	Kickoff	G26	10:10	Punt	3 - 2	1:02
UVA		V26	10:10	Punt	G28	05:51	Interception	10 - 46	4:19
GT		G24	05:51	Interception	G40	01:35	Punt	7 - 16	4:16
UVA		V30	01:35	Punt	G45	00:00	Downs	6 - 25	1:35
GT		G45	00:00	Downs	G45	00:00	End of half	0 - 0	0:00
GT	3rd	G23	14:55	Kickoff	V46	12:01	Fumble	6 - 31	2:54
UVA		V47	12:01	Fumble	G00	10:22	*TOUCHDOWN	4 - 53	1:39
GT		G25	10:11	Kickoff	G42	07:58	Punt	6 - 17	2:13
UVA		V23	07:58	Punt	V25	05:55	Punt	3 - 2	2:03
GT		V45	05:55	Punt	V07	02:52	Fumble	6 - 38	3:03
UVA		V07	02:52	Fumble	V34	11:24	Fumble	12 - 27	6:28
GT	4th	V31	11:24	Fumble	V21	07:34	*FIELD GOAL	8 - 10	3:50
UVA		V30	07:29	Kickoff	G00	03:29	*TOUCHDOWN	8 - 70	4:00
GT		G29	03:23	Kickoff	V49	01:18	Interception	8 - 22	2:05
UVA		V43	01:18	Interception	V37	00:00	End of half	3 - (6)	1:18

Participation Report (Final)
2008 University of Virginia Football
Virginia vs #21 Georgia Tech (Oct 25, 2008 at Atlanta, Ga.)

Virginia

Pos	##	OFFENSE
WR	20	Kevin Ogletree
LT	75	Eugene Monroe
LG	63	Austin Pasztor
C	64	Jack Shields
RG	65	B.J. Cabbell
RT	61	Will Barker
TE	85	John Phillips
QB	6	Marc Verica
TB	37	Cedric Peerman
WR	26	Cary Koch
WR	80	M. Covington

Pos	##	DEFENSE
DE	93	Alex Field
NT	98	Nate Collins
DE	94	Matt Conrath
OLB	51	Clint Sintim
ILB	54	Jon Copper
ILB	49	Darren Childs
OLB	45	Denzel Burrell
CB	4	Vic Hall
S	22	Byron Glaspy
CB	19	Ras-I Dowling
S	40	Corey Mosley

Georgia Tech

Pos	##	OFFENSE
QB	9	Nesbitt, J.
BB	21	Dwyer, J.
AB	36	Cox, L.
AB	20	Jones, R.
WR	8	Thomas, D.
WR	15	Earls, C.
LT	64	Gardner, A.
LG	71	Howard, C.
C	77	Voss, D.
RG	70	Gilbert, J.
RT	55	Brown, D.

Pos	##	DEFENSE
DE	91	Morgan, D.
DT	99	Walker, V.
DT	95	Richard, D.
DE	93	Johnson, M.
OLB	12	Barnes, A.
ILB	59	Jackson, K.
OLB	54	Griffin, S.
CB	2	Butler, M.
ROV	1	Burnett, M.
FS	26	Reese, D.
CB	28	Reid, R.

Virginia: 1-Trey Womack, 2C-Rodney McLeod, 5-Mikell Simpson, 8-Jimmy Howell, 9R-Crutcher Reiss, 10-Y. Reyring, 11-Chris Hinkebein, 13-C. Minnifield, 15-Scott Deke, 17-Brandon Woods, 18-Kris Burd, 27-Hall Simmons, 31-Rashawn Jackson, 43-Mike Parker, 44-Raynard Horne, 55-Jared Detrick, 56-Cam Johnson, 59-J-K Dolce, 66-Danny Aiken, 74-P. Slebonick, 76-Zak Stair, 81-Dontrelle Inman, 84-Jared Green, 87-Andrew Devlin.

Georgia Tech: 3-Wright, M., 5-Smith, G., 7-Clark, T., 14-Blair, S., 22-Taylor, C., 25-Jasper, D., 30-Liipfert, J., 33-Garside, T., 34-Sylvester, S., 35-Peterson, M., 44-Rocker, A., 46-Edwards, M., 47-Blackwood, J., 50-White, B., 51-Jefferson, B., 53-Smith, A., 57-Bowen, S., 60-Sellers, B., 72-Hill, J., 73-Barrick, A., 75-Claytor, N., 81-Fisher, Z., 85-Anderson, C., 87-Clyburn, R., 92-Peters, J., 94-Anyabe, E., 97-Hall, R., 98-Anderson, B..

Play-by-Play Summary (1st quarter)

Virginia vs #21 Georgia Tech (Oct 25, 2008 at Atlanta, Ga.)

GT Captains: #64 A. Gardner, #93 M. Johnson, #95 D. Richard

UVA Captains: #4 V. Hall, #37 C. Peerman, #51 C. Sintim, #85 J. Phillips

Tech wins the toss, defers. UVA will receive and attack the north end.

1-10	UVA 30	GT ball on GT30. Blair, S. kickoff 61 yards to the UVA9, out-of-bounds, UVA ball on UVA40.	
1-10	UVA 40	Marc Verica pass complete to M. Covington for 13 yards to the GT47, 1ST DOWN UVA (Reid, R.).	P1
1-10	GT 47	Marc Verica pass complete to Cedric Peerman for 15 yards to the GT32, 1ST DOWN UVA, out-of-bounds (Burnett, M.;Reid, R.).	P2
1-10	GT 32	Cedric Peerman rush for 2 yards to the GT30 (Jackson, K.).	
2-8	GT 30	Marc Verica pass complete to Rashawn Jackson for 10 yards to the GT20, 1ST DOWN UVA, out-of-bounds (Barnes, A.).	P3
1-10	GT 20	Cedric Peerman rush for 1 yard to the GT19, out-of-bounds (Jackson, K.).	
2-9	GT 19	Marc Verica pass complete to John Phillips for 8 yards to the GT11 (Reese, D.).	
3-1	GT 11	Timeout Virginia, clock 12:14.	
3-1	GT 11	Marc Verica rush for 3 yards to the GT8, 1ST DOWN UVA (Johnson, M.).	R4
1-G	GT 08	Marc Verica pass incomplete to M. Covington.	
2-G	GT 08	Cedric Peerman rush for 1 yard to the GT7 (Griffin, S.;Walker, V.).	
3-G	GT 07	Marc Verica pass incomplete.	
4-G	GT 07	Y. Revering field goal attempt from 25 GOOD, clock 10:56.	

Virginia 3, Georgia Tech 0

11 plays, 53 yards, 4:04

Chris Hinkebein kickoff 54 yards to the GT16, Jones, R. return 11 yards to the GT27 (Jared Detrick).

GEORGIA TECH drive start at 10:51.

1-10	GT 27	Jones, R. rush for 13 yards to the GT40, 1ST DOWN GT (Ras-I Dowling;Darren Childs).	R1
1-10	GT 40	Jones, R. rush for 12 yards to the UVA48, 1ST DOWN GT (Vic Hall;Denzel Burrell).	R2
1-10	UVA 48	Jones, R. rush for 7 yards to the UVA41 (Corey Mosley).	
2-3	UVA 41	Dwyer, J. rush for 4 yards to the UVA37, 1ST DOWN GT (Matt Conrath).	R3
1-10	UVA 37	Jones, R. rush for 10 yards to the UVA27, 1ST DOWN GT (Nate Collins).	R4
1-10	UVA 27	Dwyer, J. rush for 3 yards to the UVA24 (Matt Conrath).	
2-7	UVA 24	Dwyer, J. rush for 12 yards to the UVA12, 1ST DOWN GT (Vic Hall).	R5
1-10	UVA 12	Jones, R. rush for 5 yards to the UVA7 (Corey Mosley).	
2-5	UVA 07	Cox, L. rush for 3 yards to the UVA4 (Darren Childs;Jon Copper).	
3-2	UVA 04	Dwyer, J. rush for 3 yards to the UVA1, 1ST DOWN GT (Nate Collins).	R6
1-G	UVA 01	Nesbitt, J. rush for 1 yard to the UVA0, TOUCHDOWN, clock 05:35.	
1-G	UVA 03	Blair, S. kick attempt good.	

Georgia Tech 7, Virginia 3

11 plays, 73 yards, 5:16

Blair, S. kickoff 70 yards to the UVA0, Kevin Ogletree return 17 yards to the UVA17 (Taylor, C.).

VIRGINIA drive start at 05:28.

1-10	UVA 17	Marc Verica pass complete to Cedric Peerman for 4 yards to the UVA21 (Barnes, A.).	
2-6	UVA 21	Cedric Peerman rush for 16 yards to the UVA37, 1ST DOWN UVA, out-of-bounds (Burnett, M.).	R5
1-10	UVA 37	Cedric Peerman rush for 1 yard to the UVA38 (Richard, D.).	
2-9	UVA 38	Marc Verica pass complete to Kevin Ogletree for 5 yards to the UVA43 (Taylor, C.).	
3-4	UVA 43	Cedric Peerman rush for 7 yards to the 50 yardline, 1ST DOWN UVA (Morgan, D.).	R6
1-10	UVA 50	Cedric Peerman rush for loss of 3 yards to the UVA47 (Griffin, S.).	
2-13	UVA 47	Marc Verica pass intercepted by Burnett, M. at the GT42, Burnett, M. return 13 yards to the UVA45 (Cedric Peerman).	

7 plays, 30 yards, 3:33

GEORGIA TECH drive start at 01:55.

1-10	UVA 45	Nesbitt, J. pass complete to Thomas, D. for 42 yards to the UVA3, 1ST DOWN GT (Byron Glaspy).	P7
1-G	UVA 03	Dwyer, J. rush for 3 yards to the UVA0, TOUCHDOWN, clock 01:24.	
1-G	UVA 03	Blair, S. kick attempt good.	

Georgia Tech 14, Virginia 3

2 plays, 45 yards, 0:31

Blair, S. kickoff 56 yards to the UVA14, C. Minnifield return 20 yards to the UVA34 (Blair, S.).

VIRGINIA drive start at 01:19.

1-10	UVA 34	Cedric Peerman rush for 9 yards to the UVA43 (Burnett, M.).	
2-1	UVA 43	Cedric Peerman rush for no gain to the UVA43, out-of-bounds (Reese, D.;Jackson, K.).	
3-1	UVA 43	Cedric Peerman rush for 17 yards to the GT40, 1ST DOWN UVA (Reid, R.).	R7

END OF 1st QUARTER: Georgia Tech 14, Virginia 3

Play-by-Play Summary (1st quarter)
Virginia vs #21 Georgia Tech (Oct 25, 2008 at Atlanta, Ga.)

Quarter Summary	Score	Time Poss	1st Downs				Conversions		Rushing	Passing	Penalties
			R	P	X	T	3rd	4th			
Virginia	3	09:08	4	3	0	7	2-3	0-0	11-54	6-9-1-55	0-0
Georgia Tech	14	05:52	6	1	0	7	1-1	0-0	12-76	1-1-0-42	0-0

Quickie Statistics (1st quarter)
Virginia vs #21 Georgia Tech (Oct 25, 2008 at Atlanta, Ga.)

	UVA	GT
Score	3	14
FIRST DOWNS	7	7
RUSHES-YARDS (NET)	11-54	12-76
PASSING YDS (NET)	55	42
Passes Att-Comp-Int	9-6-1	1-1-0
TOTAL OFFENSE PLAYS-YARDS	20-109	13-118
Fumble Returns-Yards	0-0	0-0
Punt Returns-Yards	0-0	0-0
Kickoff Returns-Yards	2-37	1-11
Interception Returns-Yards	0-0	1-13
Punts (Number-Avg)	0-0.0	0-0.0
Fumbles-Lost	0-0	0-0
Penalties-Yards	0-0	0-0
Possession Time	09:08	05:52
Third-Down Conversions	3 of 4	1 of 1
Fourth-Down Conversions	0 of 0	0 of 0

Virginia

Rushing	No.	Gain	Loss	Net	TD	Lg	Avg
Cedric Peerman	10	54	3	51	0	17	5.1
Marc Verica	1	3	0	3	0	3	3.0

Passing	C-A-I	Yds	TD	Long	Sack
Marc Verica	6-9-1	55	0	15	0

Receiving	No.	Yards	TD	Long
Cedric Peerman	2	19	0	15
M. Covington	1	13	0	13
Rashawn Jackson	1	10	0	10
John Phillips	1	8	0	8

Punting	No.	Yds	Avg	Long	In20	TB
----------------	-----	-----	-----	------	------	----

Punt Returns	No.	Yards	TD	Long
---------------------	-----	-------	----	------

Kick Returns	No.	Yards	TD	Long
Kevin Ogletree	1	17	0	17
C. Minnifield	1	20	0	20

Tackles	UA-A	Total	Sacks	TFL
Nate Collins	2-0	2	0.0	0.0
Corey Mosley	2-0	2	0.0	0.0
Matt Conrath	2-0	2	0.0	0.0
Vic Hall	1-1	2	0.0	0.0

Georgia Tech

Rushing	No.	Gain	Loss	Net	TD	Lg	Avg
Jones, R.	5	47	0	47	0	13	9.4
Dwyer, J.	5	25	0	25	1	12	5.0
Cox, L.	1	3	0	3	0	3	3.0
Nesbitt, J.	1	1	0	1	1	1	1.0

Passing	C-A-I	Yds	TD	Long	Sack
Nesbitt, J.	1-1-0	42	0	42	0

Receiving	No.	Yards	TD	Long
Thomas, D.	1	42	0	42

Punting	No.	Yds	Avg	Long	In20	TB
----------------	-----	-----	-----	------	------	----

Punt Returns	No.	Yards	TD	Long
---------------------	-----	-------	----	------

Kick Returns	No.	Yards	TD	Long
Jones, R.	1	11	0	11

Tackles	UA-A	Total	Sacks	TFL
Reid, R.	2-1	3	0.0	0.0
Jackson, K.	2-1	3	0.0	0.0
Burnett, M.	2-1	3	0.0	0.0
Taylor, C.	2-0	2	0.0	0.0

Qtr	Time	Scoring Play	V-H
1st	10:56	UVA - Y. Reyerling 25 yd field goal, 11-53 4:04	3 - 0
	05:35	GT - Nesbitt, J. 1 yd run (Blair, S. kick), 11-73 5:21	3 - 7
	01:24	GT - Dwyer, J. 3 yd run (Blair, S. kick), 2-45 0:31	3 - 14

Play-by-Play Summary (2nd quarter)

Virginia vs #21 Georgia Tech (Oct 25, 2008 at Atlanta, Ga.)

1-10	GT 40	Start of 2nd quarter, clock 15:00.	
1-10	GT 40	Cedric Peerman rush for loss of 1 yard to the GT41 (Reese, D.).	
2-11	GT 41	Marc Verica pass complete to Jared Green for 9 yards to the GT32, out-of-bounds (Reid, R.).	
3-2	GT 32	Marc Verica pass complete to Rashawn Jackson for 6 yards to the GT26, 1ST DOWN UVA, out-of-bounds.	P8
1-10	GT 26	Marc Verica pass incomplete to Jared Green.	
2-10	GT 26	Cedric Peerman rush for 3 yards to the GT23 (Johnson, M.).	
3-7	GT 23	Timeout Virginia, clock 12:53.	
3-7	GT 23	Marc Verica pass complete to M. Covington for 8 yards to the GT15, 1ST DOWN UVA (Burnett, M.).	P9
1-10	GT 15	Cedric Peerman rush for loss of 4 yards to the GT19, out-of-bounds (Burnett, M.).	
2-14	GT 19	Marc Verica pass complete to Kris Burd for 5 yards to the GT14 (Griffin, S.).	
3-9	GT 14	Marc Verica pass complete to Kevin Ogletree for 14 yards to the GT0, 1ST DOWN UVA, TOUCHDOWN, clock 11:17.	P10
1-G	GT 03	Y. Reyerling kick attempt good.	

Georgia Tech 14, Virginia 10

12 plays, 66 yards, 5:02

Chris Hinkebein kickoff 70 yards to the GT0, Jones, R. return 24 yards to the GT24 (Rodney McLeod).

GEORGIA TECH drive start at 11:12.

1-10	GT 24	Dwyer, J. rush for 2 yards to the GT26 (Alex Field).	
2-8	GT 26	Nesbitt, J. pass incomplete to Jones, R..	
3-8	GT 26	Nesbitt, J. pass incomplete (Nate Collins).	
4-8	GT 26	Blair, S. punt 49 yards to the UVA25, downed.	

3 plays, 2 yards, 1:02

VIRGINIA drive start at 10:10.

1-10	UVA 25	UVA ball on UVA26.	
1-10	UVA 26	Marc Verica pass complete to Mikell Simpson for 23 yards to the UVA49, 1ST DOWN UVA (Reid, R.).	P11
1-10	UVA 49	Mikell Simpson rush for 9 yards to the GT42 (Reese, D.).	
2-1	GT 42	Marc Verica pass complete to Mikell Simpson for no gain to the GT42 (Taylor, C.).	
3-1	GT 42	Marc Verica pass complete to John Phillips for no gain to the GT42 (Burnett, M.).	
4-1	GT 42	Marc Verica rush for 1 yard to the GT41, 1ST DOWN UVA (Jackson, K.).	R12
1-10	GT 41	Mikell Simpson rush for 1 yard to the GT40 (Walker, V.).	
2-9	GT 40	Marc Verica pass complete to M. Covington for 14 yards to the GT26, 1ST DOWN UVA (Taylor, C.), PENALTY GT offside declined.	P13
1-10	GT 26	Marc Verica pass incomplete.	
2-10	GT 26	Marc Verica pass complete to John Phillips for loss of 2 yards to the GT28 (Reese, D.).	
3-12	GT 28	Marc Verica pass intercepted by Reese, D. at the GT24, Reese, D. return 0 yards to the GT24.	

10 plays, 46 yards, 4:19

GEORGIA TECH drive start at 05:51.

Previous play is under review. Play upheld.

1-10	GT 24	Jones, R. rush for 5 yards to the GT29, out-of-bounds (Denzel Burrell).	
2-5	GT 29	Jones, R. rush for 6 yards to the GT35, 1ST DOWN GT (Byron Glaspy;Darren Childs).	R8
1-10	GT 35	Nesbitt, J. pass complete to Dwyer, J. for 9 yards to the GT44, out-of-bounds (Jon Copper).	
2-1	GT 44	Dwyer, J. rush for 5 yards to the GT49, 1ST DOWN GT (Darren Childs).	R9
1-10	GT 49	Dwyer, J. rush for 2 yards to the UVA49 (Darren Childs).	
2-8	UVA 49	Dwyer, J. rush for no gain to the UVA49 (Alex Field), PENALTY GT illegal block (Cox, L.) 10 yards to the GT41, NO PLAY.	
2-18	GT 41	Dwyer, J. rush for 4 yards to the GT45 (Nate Collins).	
3-14	GT 45	Nesbitt, J. sacked for loss of 5 yards to the GT40 (Clint Sintim;Jon Copper).	
4-19	GT 40	Blair, S. punt 34 yards to the UVA26, Vic Hall return 4 yards to the UVA30 (Griffin, S.).	

7 plays, 16 yards, 4:16

VIRGINIA drive start at 01:35.

1-10	UVA 30	Marc Verica pass complete to Cedric Peerman for loss of 1 yard to the UVA29 (Richard, D.).	
2-11	UVA 29	Marc Verica pass complete to Cedric Peerman for 24 yards to the GT47, 1ST DOWN UVA, out-of-bounds (Reese, D.).	P14
1-10	GT 47	Marc Verica pass incomplete to Kevin Ogletree.	
2-10	GT 47	Marc Verica pass incomplete to John Phillips.	
3-10	GT 47	Marc Verica pass complete to M. Covington for 7 yards to the GT40 (Butler, M.;Taylor, C.).	
4-3	GT 40	PENALTY UVA false start (John Phillips) 5 yards to the GT45.	
4-8	GT 45	Timeout Virginia, clock 00:01.	
4-8	GT 45	Marc Verica pass incomplete (Taylor, C.).	

6 plays, 25 yards, 1:35

GEORGIA TECH drive start at 00:00.

Georgia Tech will receive to start the 2nd half and attack the south.

Play-by-Play Summary (2nd quarter)
Virginia vs #21 Georgia Tech (Oct 25, 2008 at Atlanta, Ga.)

End of half, clock 00:00.

END OF 2nd QUARTER: Georgia Tech 14, Virginia 10

Quarter Summary	Score	Time Poss	1st Downs				Conversions		Rushing	Passing	Penalties
			R	P	X	T	3rd	4th			
Virginia	7	09:37	1	6	0	7	3-6	1-2	6-9	13-19-1-107	1-5
Georgia Tech	0	05:23	2	0	0	2	0-2	0-0	7-19	1-3-0-9	1-10

Quickie Statistics (Halftime)
Virginia vs #21 Georgia Tech (Oct 25, 2008 at Atlanta, Ga.)

	UVA	GT
Score	10	14
FIRST DOWNS	14	9
RUSHES-YARDS (NET)	17-63	19-95
PASSING YDS (NET)	162	51
Passes Att-Comp-Int	28-19-2	4-2-0
TOTAL OFFENSE PLAYS-YARDS	45-225	23-146
Fumble Returns-Yards	0-0	0-0
Punt Returns-Yards	1-4	0-0
Kickoff Returns-Yards	2-37	2-35
Interception Returns-Yards	0-0	2-13
Punts (Number-Avg)	0-0.0	2-41.5
Fumbles-Lost	0-0	0-0
Penalties-Yards	1-5	1-10
Possession Time	18:45	11:15
Third-Down Conversions	6 of 10	1 of 3
Fourth-Down Conversions	1 of 2	0 of 0

Virginia

Rushing	No.	Gain	Loss	Net	TD	Lg	Avg
Cedric Peerman	13	57	8	49	0	17	3.8
Mikell Simpson	2	10	0	10	0	9	5.0
Marc Verica	2	4	0	4	0	3	2.0

Passing	C-A-I	Yds	TD	Long	Sack
Marc Verica	19-28-2	162	1	24	0

Receiving	No.	Yards	TD	Long
Cedric Peerman	4	42	0	24
M. Covington	4	42	0	14
John Phillips	3	6	0	8
Mikell Simpson	2	23	0	23

Punting	No.	Yds	Avg	Long	In20	TB
---------	-----	-----	-----	------	------	----

Punt Returns	No.	Yards	TD	Long
Vic Hall	1	4	0	4

Kick Returns	No.	Yards	TD	Long
C. Minnifield	1	20	0	20
Kevin Ogletree	1	17	0	17

Tackles	UA-A	Total	Sacks	TFL
Darren Childs	2-3	5	0.0	0.0
Nate Collins	3-0	3	0.0	0.0
Jon Copper	1-2	3	0.5	1.0
Corey Mosley	2-0	2	0.0	0.0

Georgia Tech

Rushing	No.	Gain	Loss	Net	TD	Lg	Avg
Jones, R.	7	58	0	58	0	13	8.3
Dwyer, J.	9	38	0	38	1	12	4.2
Cox, L.	1	3	0	3	0	3	3.0
Nesbitt, J.	2	1	5	-4	1	1	-2.0

Passing	C-A-I	Yds	TD	Long	Sack
Nesbitt, J.	2-4-0	51	0	42	1

Receiving	No.	Yards	TD	Long
Thomas, D.	1	42	0	42
Dwyer, J.	1	9	0	9

Punting	No.	Yds	Avg	Long	In20	TB
Blair, S.	2	83	41.5	49	0	0

Punt Returns	No.	Yards	TD	Long
--------------	-----	-------	----	------

Kick Returns	No.	Yards	TD	Long
Jones, R.	2	35	0	24

Tackles	UA-A	Total	Sacks	TFL
Burnett, M.	5-1	6	0.0	1.0
Reese, D.	5-1	6	0.0	2.0
Taylor, C.	4-1	5	0.0	0.0
Reid, R.	4-1	5	0.0	0.0

Qtr	Time	Scoring Play	V-H
1st	10:56	UVA - Y. Reyerer 25 yd field goal, 11-53 4:04	3 - 0
	05:35	GT - Nesbitt, J. 1 yd run (Blair, S. kick), 11-73 5:21	3 - 7
	01:24	GT - Dwyer, J. 3 yd run (Blair, S. kick), 2-45 0:31	3 - 14
2nd	11:17	UVA - Kevin Ogletree 14 yd pass from Marc Verica (Y. Reyerer kick), 12-66 5:07	10 - 14

Play-by-Play Summary (3rd quarter)

Virginia vs #21 Georgia Tech (Oct 25, 2008 at Atlanta, Ga.)

Start of 3rd quarter, clock 15:00, UVA ball on UVA30.
Chris Hinkebein kickoff 70 yards to the GT0, Wright, M. return 23 yards to the GT23 (Raynard Horne).

GEORGIA TECH drive start at 14:55.

1-10	GT 23	Nesbitt, J. rush for 9 yards to the GT32 (Corey Mosley).	
2-1	GT 32	Dwyer, J. rush for 10 yards to the GT42, 1ST DOWN GT (Jon Copper).	R10
1-10	GT 42	Dwyer, J. rush for 5 yards to the GT47 (Jon Copper).	
2-5	GT 47	Dwyer, J. rush for no gain to the GT47 (Nate Collins).	
3-5	GT 47	Nesbitt, J. pass complete to Cox, L. for 6 yards to the UVA47, 1ST DOWN GT.	P11
1-10	UVA 47	Nesbitt, J. rush for 1 yard to the UVA46, fumble by Nesbitt, J. recovered by UVA Nate Collins at UVA46.	

6 plays, 31 yards, 2:54

VIRGINIA drive start at 12:01.

1-10	UVA 46	UVA ball on UVA47.	
1-10	UVA 47	Cedric Peerman rush for 4 yards to the GT49, out-of-bounds (Burnett, M.).	
2-6	GT 49	Cedric Peerman rush for 3 yards to the GT46 (Jackson, K.).	
3-3	GT 46	Marc Verica pass complete to Cary Koch for 12 yards to the GT34, 1ST DOWN UVA (Jackson, K.;Jasper, D.).	P15
1-10	GT 34	Marc Verica pass complete to M. Covington for 34 yards to the GT0, 1ST DOWN UVA, TOUCHDOWN, clock 10:22.	P16
1-G	GT 03	Y. Reyerling kick attempt good.	

Virginia 17, Georgia Tech 14

4 plays, 53 yards, 1:39

Chris Hinkebein kickoff 60 yards to the GT10, Wright, M. return 15 yards to the GT25 (Chris Hinkebein).

GEORGIA TECH drive start at 10:11.

1-10	GT 25	Nesbitt, J. pass incomplete to Jones, R., dropped pass.	
2-10	GT 25	Dwyer, J. rush for 2 yards to the GT27 (Nate Collins).	
3-8	GT 27	Nesbitt, J. pass complete to Thomas, D. for 18 yards to the GT45, 1ST DOWN GT (Ras-I Dowling).	P12
1-10	GT 45	Jones, R. rush for no gain to the GT45, out-of-bounds (Byron Glaspy).	
2-10	GT 45	Nesbitt, J. pass incomplete to Cox, L..	
3-10	GT 45	Nesbitt, J. sacked for loss of 3 yards to the GT42 (J-K Dolce;Clint Sintim).	
4-13	GT 42	Blair, S. punt 47 yards to the UVA11, Vic Hall return 12 yards to the UVA23 (White, B.).	

6 plays, 17 yards, 2:13

VIRGINIA drive start at 07:58.

1-10	UVA 23	Cedric Peerman rush for 3 yards to the UVA26, out-of-bounds (Jasper, D.).	
2-7	UVA 26	Marc Verica rush for 5 yards to the UVA31 (Jasper, D.), PENALTY UVA holding (Jack Shields) 10 yards to the UVA16, NO PLAY.	
2-17	UVA 16	Mikell Simpson rush for 5 yards to the UVA21 (Griffin, S.).	
3-12	UVA 21	Marc Verica pass complete to Mikell Simpson for 4 yards to the UVA25, out-of-bounds (Reid, R.).	
4-8	UVA 25	Jimmy Howell punt 49 yards to the GT26, Jones, R. return 29 yards to the UVA45 (Rashawn Jackson;Andrew Devlin).	

3 plays, 2 yards, 2:03

GEORGIA TECH drive start at 05:55.

1-10	UVA 45	Dwyer, J. rush for 2 yards to the UVA43 (Nate Collins).	
2-8	UVA 43	Nesbitt, J. rush for 17 yards to the UVA26, 1ST DOWN GT (Vic Hall).	R13
1-10	UVA 26	Jones, R. rush for 1 yard to the UVA25 (Corey Mosley).	
2-9	UVA 25	Jones, R. rush for 16 yards to the UVA9, 1ST DOWN GT (Byron Glaspy).	R14
1-G	UVA 09	Nesbitt, J. rush for 4 yards to the UVA5 (Denzel Burrell).	
2-G	UVA 05	Nesbitt, J. rush for loss of 2 yards to the UVA7, fumble forced by Clint Sintim, fumble by Nesbitt, J. recovered by UVA Denzel Burrell at UVA7.	

6 plays, 38 yards, 3:03

VIRGINIA drive start at 02:52.

1-10	UVA 07	Cedric Peerman rush for 9 yards to the UVA16 (Jasper, D.).	
2-1	UVA 16	Cedric Peerman rush for no gain to the UVA16 (Griffin, S.).	
3-1	UVA 16	Marc Verica pass complete to Rashawn Jackson for 7 yards to the UVA23, 1ST DOWN UVA (Taylor, C.).	P17
1-10	UVA 23	Cedric Peerman rush for 1 yard to the UVA24 (Morgan, D.).	
2-9	UVA 24	Marc Verica pass complete to Jared Green for 8 yards to the UVA32, out-of-bounds (Reid, R.).	

END OF 3rd QUARTER: Virginia 17, Georgia Tech 14

Quarter Summary	Score	Time Poss	1st Downs				Conversions		Rushing	Passing	Penalties
			R	P	X	T	3rd	4th			
Virginia	7	06:34	0	3	0	3	1-2	0-0	7-25	5-5-0-65	1-10
Georgia Tech	0	08:26	3	2	0	5	2-3	0-0	14-62	2-4-0-24	0-0

Quickie Statistics (3rd quarter)
Virginia vs #21 Georgia Tech (Oct 25, 2008 at Atlanta, Ga.)

	UVA	GT
Score	17	14
FIRST DOWNS	17	14
RUSHES-YARDS (NET)	24-88	33-157
PASSING YDS (NET)	227	75
Passes Att-Comp-Int	33-24-2	8-4-0
TOTAL OFFENSE PLAYS-YARDS	57-315	41-232
Fumble Returns-Yards	0-0	0-0
Punt Returns-Yards	2-16	1-29
Kickoff Returns-Yards	2-37	4-73
Interception Returns-Yards	0-0	2-13
Punts (Number-Avg)	1-49.0	3-43.3
Fumbles-Lost	0-0	2-2
Penalties-Yards	2-15	1-10
Possession Time	25:19	19:41
Third-Down Conversions	8 of 13	3 of 6
Fourth-Down Conversions	1 of 2	0 of 0

Virginia

Rushing	No.	Gain	Loss	Net	TD	Lg	Avg
Cedric Peerman	19	77	8	69	0	17	3.6
Mikell Simpson	3	15	0	15	0	9	5.0
Marc Verica	2	4	0	4	0	3	2.0

Passing	C-A-I	Yds	TD	Long	Sack
Marc Verica	24-33-2	227	2	34	0

Receiving	No.	Yards	TD	Long
M. Covington	5	76	1	34
Cedric Peerman	4	42	0	24
Mikell Simpson	3	27	0	23
Rashawn Jackson	3	23	0	10

Punting	No.	Yds	Avg	Long	In20	TB
Jimmy Howell	1	49	49.0	49	0	0

Punt Returns	No.	Yards	TD	Long
Vic Hall	2	16	0	12

Kick Returns	No.	Yards	TD	Long
C. Minnifield	1	20	0	20
Kevin Ogletree	1	17	0	17

Tackles	UA-A	Total	Sacks	TFL
Nate Collins	6-0	6	0.0	0.0
Jon Copper	3-2	5	0.5	1.0
Darren Childs	2-3	5	0.0	0.0
Corey Mosley	4-0	4	0.0	0.0

Georgia Tech

Rushing	No.	Gain	Loss	Net	TD	Lg	Avg
Jones, R.	10	75	0	75	0	16	7.5
Dwyer, J.	14	57	0	57	1	12	4.1
Nesbitt, J.	8	32	10	22	1	17	2.8
Cox, L.	1	3	0	3	0	3	3.0

Passing	C-A-I	Yds	TD	Long	Sack
Nesbitt, J.	4-8-0	75	0	42	2

Receiving	No.	Yards	TD	Long
Thomas, D.	2	60	0	42
Dwyer, J.	1	9	0	9
Cox, L.	1	6	0	6

Punting	No.	Yds	Avg	Long	In20	TB
Blair, S.	3	130	43.3	49	0	0

Punt Returns	No.	Yards	TD	Long
Jones, R.	1	29	0	29

Kick Returns	No.	Yards	TD	Long
Jones, R.	2	35	0	24
Wright, M.	2	38	0	23

Tackles	UA-A	Total	Sacks	TFL
Reid, R.	6-1	7	0.0	0.0
Burnett, M.	6-1	7	0.0	1.0
Reese, D.	5-1	6	0.0	2.0
Griffin, S.	5-1	6	0.0	1.0

Qtr	Time	Scoring Play	V-H
1st	10:56	UVA - Y. Reyerling 25 yd field goal, 11-53 4:04	3 - 0
	05:35	GT - Nesbitt, J. 1 yd run (Blair, S. kick), 11-73 5:21	3 - 7
	01:24	GT - Dwyer, J. 3 yd run (Blair, S. kick), 2-45 0:31	3 - 14
2nd	11:17	UVA - Kevin Ogletree 14 yd pass from Marc Verica (Y. Reyerling kick), 12-66 5:07	10 - 14
3rd	10:22	UVA - M. Covington 34 yd pass from Marc Verica (Y. Reyerling kick), 4-53 1:39	17 - 14

Play-by-Play Summary (4th quarter)
Virginia vs #21 Georgia Tech (Oct 25, 2008 at Atlanta, Ga.)

3-1	UVA 32	Start of 4th quarter, clock 15:00.	
3-1	UVA 32	Cedric Peerman rush for 3 yards to the UVA35, 1ST DOWN UVA (Burnett, M.).	R18
1-10	UVA 35	Marc Verica pass complete to Mikell Simpson for no gain to the UVA35 (Jefferson, B.), PENALTY UVA holding (Jack Shields) 10 yards to the UVA25, NO PLAY.	
1-20	UVA 25	Mikell Simpson rush for 6 yards to the UVA31 (Jasper, D.).	
2-14	UVA 31	Marc Verica pass complete to Mikell Simpson for 4 yards to the UVA35, out-of-bounds (Burnett, M.).	
3-10	UVA 35	Marc Verica pass complete to John Phillips for 10 yards to the UVA45, 1ST DOWN UVA.	P19
1-10	UVA 45	Mikell Simpson rush for 3 yards to the UVA48 (Hall, R.).	
2-7	UVA 48	Marc Verica pass incomplete to Kevin Ogletree.	
3-7	UVA 48	Marc Verica sacked for loss of 14 yards to the UVA34 (Johnson, M.), fumble by Marc Verica recovered by GT Morgan, D. at UVA34, Morgan, D. for 3 yards to the UVA31.	

12 plays, 27 yards, 6:28

GEORGIA TECH drive start at 11:24, GT ball on UVA31.

1-10	UVA 31	Dwyer, J. rush for 5 yards to the UVA26 (Jon Copper).	
2-5	UVA 26	Nesbitt, J. rush for loss of 2 yards to the UVA28 (Clint Sintim;Alex Field).	
3-7	UVA 28	Nesbitt, J. pass incomplete to Thomas, D..	
4-7	UVA 28	Nesbitt, J. rush for 16 yards to the UVA12, 1ST DOWN GT (Ras-I Dowling).	R15
1-10	UVA 12	Jones, R. rush for no gain to the UVA12 (Byron Glaspy).	
2-10	UVA 12	Dwyer, J. rush for 3 yards to the UVA9 (Jon Copper).	
3-7	UVA 09	Nesbitt, J. sacked for loss of 12 yards to the UVA21 (Clint Sintim).	
4-19	UVA 21	Blair, S. field goal attempt from 39 GOOD, clock 07:34.	

Georgia Tech 17, Virginia 17

8 plays, 10 yards, 3:50

Blair, S. kickoff 66 yards to the UVA4, C. Minnifield return 26 yards to the UVA30 (Peterson, M.).

VIRGINIA drive start at 07:29.

1-10	UVA 30	Marc Verica pass complete to John Phillips for 13 yards to the UVA43, 1ST DOWN UVA (Taylor, C.).	P20
1-10	UVA 43	Marc Verica pass complete to Cedric Peerman for 13 yards to the GT44, 1ST DOWN UVA (Taylor, C.;Jackson, K.).	P21
1-10	GT 44	Cedric Peerman rush for 5 yards to the GT39 (Taylor, C.;Burnett, M.).	
2-5	GT 39	PENALTY UVA false start (Eugene Monroe) 5 yards to the GT44.	
2-10	GT 44	Cedric Peerman rush for 31 yards to the GT13, 1ST DOWN UVA, out-of-bounds (Taylor, C.).	R22
1-10	GT 13	Cedric Peerman rush for loss of 1 yard to the GT14 (Johnson, M.).	
2-11	GT 14	Marc Verica pass complete to Rashawn Jackson for 3 yards to the GT11 (Burnett, M.).	
3-8	GT 11	Cedric Peerman rush for 8 yards to the GT3, 1ST DOWN UVA, out-of-bounds (Taylor, C.).	R23

Georgia Tech challenges the spot of the prior play.

1-G GT 03 Timeout Georgia Tech, clock 03:35.

Call is upheld, Georgia Tech is charged with a timeout.

1-G GT 03 Cedric Peerman rush for 3 yards to the GT0, TOUCHDOWN, clock 03:29.

Touchdown run is under review.

1-G GT 03 Y. Reyerer kick attempt good.

Virginia 24, Georgia Tech 17

8 plays, 70 yards, 4:00

Chris Hinkebein kickoff 64 yards to the GT6, Jones, R. return 23 yards to the GT29 (Mike Parker).

GEORGIA TECH drive start at 03:23.

1-10	GT 29	Nesbitt, J. pass complete to Thomas, D. for 7 yards to the GT36 (Vic Hall;Corey Mosley).	
2-3	GT 36	Nesbitt, J. pass incomplete to Earls, C. (Ras-I Dowling).	
3-3	GT 36	Dwyer, J. rush for 5 yards to the GT41, 1ST DOWN GT (J-K Dolce).	R16
1-10	GT 41	Nesbitt, J. sacked for loss of 16 yards to the GT25 (Rodney McLeod).	
2-26	GT 25	Timeout Georgia Tech, clock 02:14.	
2-26	GT 25	PENALTY UVA offside (J-K Dolce) 5 yards to the GT30.	
2-21	GT 30	PENALTY GT false start (Gardner, A.) 5 yards to the GT25.	
2-26	GT 25	Nesbitt, J. pass complete to Thomas, D. for 15 yards to the GT40, out-of-bounds (Ras-I Dowling).	
3-11	GT 40	Nesbitt, J. pass incomplete to Thomas, D. (C. Minnifield).	
4-11	GT 40	PENALTY UVA sideline interference 5 yards to the GT45.	
4-6	GT 45	Nesbitt, J. pass complete to Thomas, D. for 6 yards to the UVA49, 1ST DOWN GT (Ras-I Dowling).	P17
1-10	UVA 49	Nesbitt, J. pass intercepted by Vic Hall at the UVA43, Vic Hall return 0 yards to the UVA43.	

8 plays, 22 yards, 2:05

VIRGINIA drive start at 01:18.

1-10	UVA 43	TEAM rush for loss of 2 yards to the UVA41.	
2-12	UVA 41	Timeout Georgia Tech, clock 01:14.	
2-12	UVA 41	TEAM rush for loss of 2 yards to the UVA39.	
3-14	UVA 39	TEAM rush for loss of 2 yards to the UVA37.	

Play-by-Play Summary (4th quarter)
Virginia vs #21 Georgia Tech (Oct 25, 2008 at Atlanta, Ga.)

End of game, clock 00:00.

3 plays, minus 6 yards, 1:18

FINAL SCORE: Virginia 24, Georgia Tech 17

Quarter Summary	Score	Time Poss	1st Downs				Conversions		Rushing	Passing	Penalties
			R	P	X	T	3rd	4th			
Virginia	7	08:59	3	3	0	6	3-5	0-0	12-38	5-6-0-43	4-25
Georgia Tech	3	06:01	2	1	0	3	1-4	2-2	8-(-1)	3-7-1-28	1-5

Scoring Summary (Final)
2008 University of Virginia Football
Miami vs Virginia (Nov 1, 2008 at Charlottesville, Va.)

(C)

Miami (6-3,3-2) vs. Virginia (5-4,3-2)

Date: Nov 1, 2008 • Site: Charlottesville, Va. • Stadium: Smith/Harrison/Scott

Attendance: 53308

Score by Quarters	1	2	3	4	OT	Total
Miami	7	3	0	7	7	24
Virginia	10	7	0	0	0	17

Qtr	Time	Scoring Play	V-H
1st	11:44	UVA - Y. Reyerling 23 yd field goal, 5-25 1:30	0 - 3
	06:51	UM - Marve, R. 6 yd run (Bosher, M. kick), 10-86 4:53	7 - 3
	04:21	UVA - Kevin Ogletree 16 yd run (Y. Reyerling kick), 5-74 2:30	7 - 10
2nd	09:23	UM - Bosher, M. 33 yd field goal, 5-27 2:36	10 - 10
	05:04	UVA - Jared Green 2 yd pass from Marc Verica (Y. Reyerling kick), 9-80 4:19	10 - 17
4th	00:55	UM - Byrd, L. 26 yd pass from Harris, J. (Bosher, M. kick), 15-95 7:06	17 - 17
OT	15:00	UM - Johnson, A. 9 yd pass from Harris, J. (Bosher, M. kick), 7-0 0:04	24 - 17

Kickoff time: 12:10 pm • End of Game: 3:39 pm • Total elapsed time: 3:29

Officials: Referee: Ron Cherry; Umpire: Rich McMahan; Linesman: Troy Gray;

Line judge: Rich Misner; Back judge: Delbert Bell; Field judge: Billy Beckett;

Side judge: Eddie Bonet;

Temperature: 70 • Wind: WSW 1 • Weather: sunny

Team Statistics (Final)
2008 University of Virginia Football
Miami vs Virginia (Nov 1, 2008 at Charlottesville, Va.)

	UM	UVA
FIRST DOWNS	22	18
Rushing	11	6
Passing	11	9
Penalty	0	3
NET YARDS RUSHING	197	78
Rushing Attempts	40	24
Average Per Rush	4.9	3.2
Rushing Touchdowns	1	1
Yards Gained Rushing	215	112
Yards Lost Rushing	18	34
NET YARDS PASSING	251	240
Completions-Attempts-Int	18-33-1	27-41-0
Average Per Attempt	7.6	5.9
Average Per Completion	13.9	8.9
Passing Touchdowns	2	1
TOTAL OFFENSE YARDS	448	318
Total offense plays	73	65
Average Gain Per Play	6.1	4.9
Fumbles: Number-Lost	3-2	3-2
Penalties: Number-Yards	12-81	1-5
PUNTS-YARDS	6-262	7-299
Average Yards Per Punt	43.7	42.7
Net Yards Per Punt	41.2	41.1
Inside 20	2	5
50+ Yards	1	1
Touchbacks	0	0
Fair catch	4	0
KICKOFFS-YARDS	4-239	4-251
Average Yards Per Kickoff	59.8	62.8
Net Yards Per Kickoff	46.5	50.0
Touchbacks	0	0
Punt returns: Number-Yards-TD	2-11-0	1-15-0
Average Per Return	5.5	15.0
Kickoff returns: Number-Yds-TD	3-51-0	4-53-0
Average Per Return	17.0	13.2
Interceptions: Number-Yds-TD	0-0-0	1-2-0
Fumble Returns: Number-Yds-TD	0-0-0	0-0-0
Miscellaneous Yards	0	0
Possession Time	32:10	27:50
1st Quarter	7:43	7:17
2nd Quarter	7:35	7:25
3rd Quarter	6:32	8:28
4th Quarter	10:20	4:40
OT Quarter	0:00	0:00
Third-Down Conversions	4 of 14	3 of 14
Fourth-Down Conversions	1 of 1	1 of 1
Red-Zone Scores-Chances	2-2	3-4
Sacks By: Number-Yards	1-12	2-13
PAT Kicks	3-3	2-2
Field Goals	1-2	1-3

Individual Statistics (Final)
2008 University of Virginia Football
Miami vs Virginia (Nov 1, 2008 at Charlottesville, Va.)

Miami

Rushing	No.	Gain	Loss	Net	TD	Lg	Avg
Cooper, G.	24	136	5	131	0	16	5.5
James, J.	9	55	0	55	0	13	6.1
Marve, R.	3	20	4	16	1	10	5.3
McNeal, S.	1	1	0	1	0	1	1.0
Harris, J.	3	3	9	-6	0	2	-2.0
Totals	40	215	18	197	1	16	4.9

Passing	C-A-I	Yds	TD	Long	Sack
Harris, J.	12-21-0	160	2	30	1
Marve, R.	6-12-1	91	0	43	1
Totals	18-33-1	251	2	43	2

Receiving	No.	Yards	TD	Long
Collier, T.	3	64	0	43
Shields, S.	3	32	0	13
Johnson, D.	2	35	0	18
Johnson, A.	2	27	1	18
Farquharson, K.	2	12	0	7
Cooper, G.	2	7	0	9
Benjamin, T.	1	30	0	30
Byrd, L.	1	26	1	26
Hill, P.	1	10	0	10
James, J.	1	8	0	8
Totals	18	251	2	43

Punting	No.	Yds	Avg	Long	In20	TB
Bosher, M.	6	262	43.7	58	2	0
Totals	6	262	43.7	58	2	0

Returns	Punt			Kickoff			Intercept		
	No	Yds	Lg	No	Yds	Lg	No	Yds	Lg
Benjamin, T.	1	1	1	3	51	23	0	0	0
Collier, T.	1	10	10	0	0	0	0	0	0
Totals	2	11	10	3	51	23	0	0	0

Field goals	Qtr	Time	Dist	Result
Bosher, M.	2nd	09:23	33 yards	Good
Bosher, M.	4th	00:04	51 yards	Missed

Kickoffs	No.	Yards	Avg	TB	OB
Bosher, M.	4	239	59.8	0	0

All-purpose	Run	Rcv	KR	PR	IR	Total
Cooper, G.	131	7	0	0	0	138
Benjamin, T.	0	30	51	1	0	82
Collier, T.	0	64	0	10	0	74
James, J.	55	8	0	0	0	63

Virginia

Rushing	No.	Gain	Loss	Net	TD	Lg	Avg
Cedric Peerman	15	85	7	78	0	18	5.2
Kevin Ogletree	2	16	7	9	1	16	4.5
TEAM	1	0	2	-2	0	0	-2.0
Marc Verica	2	10	12	-2	0	10	-1.0
Mikell Simpson	4	1	6	-5	0	1	-1.2
Totals	24	112	34	78	1	18	3.2

Passing	C-A-I	Yds	TD	Long	Sack
Marc Verica	27-41-0	240	1	33	1
Totals	27-41-0	240	1	33	1

Receiving	No.	Yards	TD	Long
John Phillips	7	36	0	10
Kevin Ogletree	5	71	0	30
M. Covington	4	54	0	33
Cary Koch	4	41	0	22
Jared Green	3	25	1	18
Cedric Peerman	3	12	0	8
Mikell Simpson	1	1	0	1
Totals	27	240	1	33

Punting	No.	Yds	Avg	Long	In20	TB
Jimmy Howell	7	299	42.7	58	5	0
Totals	7	299	42.7	58	5	0

Returns	Punt			Kickoff			Intercept		
	No	Yds	Lg	No	Yds	Lg	No	Yds	Lg
Vic Hall	1	15	15	0	0	0	0	0	0
Kevin Ogletree	0	0	0	2	32	19	0	0	0
C. Minnifield	0	0	0	2	21	19	1	2	2
Totals	1	15	15	4	53	19	1	2	2

Field goals	Qtr	Time	Dist	Result
Y. Reyerling	1st	11:44	23 yards	Good
Y. Reyerling	3rd	09:33	38 yards	Missed
Y. Reyerling	4th	14:19	47 yards	Missed

Kickoffs	No.	Yards	Avg	TB	OB
Chris Hinkebein	4	251	62.8	0	0

All-purpose	Run	Rcv	KR	PR	IR	Total
Kevin Ogletree	9	71	32	0	0	112
Cedric Peerman	78	12	0	0	0	90
M. Covington	0	54	0	0	0	54
Cary Koch	0	41	0	0	0	41

FUMBLES: Miami-Cooper, G. 2-1; Benjamin, T. 1-1. Virginia-Marc Verica 1-1; Cedric Peerman 1-1; C. Minnifield 1-0.

Defensive Statistics (Final)
2008 University of Virginia Football
Miami vs Virginia (Nov 1, 2008 at Charlottesville, Va.)

##	Miami	Solo	Ast	Total	Sacks-Yds	TFL-Yds	FF	FR-Yds	Int-Yds	BrUp	Blks	QBH
31	Spence, S.	5	3	8	-	-	1	-	-	-	-	-
51	Davis, R.	4	4	8	-	1.0-3	-	-	-	-	-	-
27	Armour, C.	4	1	5	-	-	-	-	-	-	-	-
26	Reddick, A.	3	2	5	-	-	-	-	-	-	-	-
3	Cook, G.	2	3	5	-	-	-	-	-	-	-	-
1	Harris, B.	2	2	4	-	-	-	-	-	-	-	-
22	Johnson, B.	3	0	3	-	1.0-7	-	1-0	-	-	-	-
56	Robinson, M.	2	1	3	-	0.5-3	-	-	-	-	-	-
35	Ponder, L.	2	1	3	-	-	1	-	-	-	-	-
13	Hill, R.	0	3	3	-	-	-	-	-	-	-	-
57	Bailey, A.	2	0	2	1.0-12	1.0-12	-	-	-	-	-	-
96	Dixon, A.	2	0	2	-	2.0-6	-	-	-	-	-	-
24	Grant, C.	2	0	2	-	-	-	-	-	-	-	-
90	Wesley, S.	2	0	2	-	-	-	-	-	-	-	-
97	Ojomo, A.	1	1	2	-	-	-	1-0	-	-	-	-
50	Sharpton, D.	1	0	1	-	-	-	-	-	-	-	-
20	Berry, D.	1	0	1	-	-	-	-	-	-	-	-
83	Shields, S.	1	0	1	-	-	-	-	-	-	-	-
4	Johnson, A.	1	0	1	-	-	-	-	-	-	-	-
92	Holmes, J.	0	1	1	-	-	-	-	-	-	-	-
8	Van Dyke, D.	0	1	1	-	-	-	-	-	-	-	-
99	Forston, M.	0	1	1	-	0.5-4	-	-	-	-	-	-
Totals		40	24	64	1.0-12	6.0-35	2	2-0	0-0	0	0	0

##	Virginia	Solo	Ast	Total	Sacks-Yds	TFL-Yds	FF	FR-Yds	Int-Yds	BrUp	Blks	QBH
22	Byron Glaspy	7	1	8	-	1.0-2	-	-	-	2	-	-
19	Ras-I Dowling	6	2	8	-	1.0-2	-	-	-	1	-	-
4	Vic Hall	6	2	8	-	-	1	-	-	-	-	-
54	Jon Copper	4	4	8	-	-	-	-	-	-	-	-
40	Corey Mosley	5	2	7	-	-	-	-	-	1	-	-
98	Nate Collins	5	0	5	-	1.0-3	-	-	-	-	-	-
45	Denzel Burrell	1	3	4	-	-	-	-	-	-	-	-
51	Clint Sintim	3	0	3	-	-	-	-	-	-	-	-
93	Alex Field	3	0	3	2.0-13	2.0-13	-	-	-	-	-	-
94	Matt Conrath	2	1	3	-	-	-	-	-	-	-	-
2C	Rodney McLeod	2	0	2	-	-	1	-	-	-	-	-
1	Trey Womack	1	1	2	-	-	-	-	-	-	-	-
49	Darren Childs	0	2	2	-	-	-	-	-	-	-	-
43	Mike Parker	1	0	1	-	-	-	-	-	-	-	-
95	Kevin Crawford	1	0	1	-	-	-	-	-	-	-	-
58	Antonio Appleby	1	0	1	-	-	-	-	-	-	-	-
13	C. Minnifield	0	1	1	-	-	-	-	1-2	-	-	-
27	Hall Simmons	0	1	1	-	-	-	1-0	-	-	-	-
59	J-K Dolce	0	0	0	-	-	-	1-0	-	-	-	-
Totals		48	20	68	2.0-13	5.0-20	2	2-0	1-2	4	0	0

Drive Chart (By Team) (Final)
2008 University of Virginia Football
Miami vs Virginia (Nov 1, 2008 at Charlottesville, Va.)

Team	Qtr	Drive Started			Drive Ended			Consumed	
		Spot	Time	Obtained	Spot	Time	How lost	PI - Yds	TOP
UM	1st	M31	00:00	Punt	M31	13:14	Fumble	0 - 0	0:00
UM		M14	11:44	Kickoff	V00	06:51	*TOUCHDOWN	10 - 86	4:53
UM		M20	04:21	Kickoff	M24	02:33	Punt	3 - 4	1:48
UM		M13	01:02	Punt	M47	13:35	Punt	7 - 34	2:27
UM	2nd	V43	11:59	Punt	V16	09:23	*FIELD GOAL	5 - 27	2:36
UM		M22	05:04	Kickoff	M31	02:58	Punt	3 - 9	2:06
UM		M05	01:28	Punt	M23	00:00	End of half	4 - 18	1:28
UM	3rd	M24	15:00	Kickoff	M39	13:10	Interception	4 - 15	1:50
UM		M07	12:40	Punt	M33	11:35	Fumble	4 - 26	1:05
UM		M21	09:33	Missed FG	M26	07:31	Punt	3 - 5	2:02
UM		M17	04:47	Punt	M16	03:12	Punt	3 - (1)	1:35
UM	4th	M30	14:19	Missed FG	V49	11:32	Punt	5 - 21	2:47
UM		M05	08:01	Punt	V00	00:55	*TOUCHDOWN	15 - 95	7:06
UM		M32	00:31	Fumble	V34	00:04	Missed FG	4 - 34	0:27
UM	OT	V25	15:00	Possession	V00	15:00	*TOUCHDOWN	5 - 25	0:00
UM		M18	15:00	Fumble	M18	00:00		0 - 0	0:00

Miami	1st Qtr	2nd Qtr	3rd Qtr	4th Qtr	1st Half	2nd Half	Total
Time of possession	07:43	07:35	06:32	10:20	15:18	16:52	32:10
3rd down conversions	1-3	0-3	0-4	2-3	1-6	2-7	4-14
Average field position	M15	M28	M17	M22	M21	M19	M20
4th down conversions	1-1	0-0	0-0	0-0	1-1	0-0	1-1

Team	Qtr	Drive Started			Drive Ended			Consumed	
		Spot	Time	Obtained	Spot	Time	How lost	PI - Yds	TOP
UVA	1st	V12	15:00	Kickoff	V21	13:14	Punt	3 - 9	1:46
UVA		M31	13:14	Fumble	M06	11:44	*FIELD GOAL	5 - 25	1:30
UVA		V26	06:51	Kickoff	M00	04:21	*TOUCHDOWN	5 - 74	2:30
UVA		V33	02:33	Punt	V38	01:02	Punt	3 - 5	1:31
UVA	2nd	V11	13:35	Punt	V18	11:59	Punt	3 - 7	1:36
UVA		V20	09:23	Kickoff	M00	05:04	*TOUCHDOWN	9 - 80	4:19
UVA		V29	02:58	Punt	V37	01:28	Punt	3 - 8	1:30
UVA	3rd	M44	13:10	Interception	M40	12:40	Punt	3 - 4	0:30
UVA		M33	11:35	Fumble	M21	09:33	Missed FG	6 - 12	2:02
UVA		V31	07:31	Punt	V42	04:47	Punt	5 - 11	2:44
UVA		V40	03:12	Punt	M30	14:19	Missed FG	11 - 30	3:53
UVA	4th	V14	11:32	Punt	M39	08:01	Punt	7 - 47	3:31
UVA		V36	00:55	Kickoff	M32	00:31	Fumble	3 - 32	0:24
UVA		V35	00:04	Missed FG	V33	00:00	End of half	1 - (2)	0:04
UVA	OT	M25	15:00	Possession	M18	15:00	Fumble	1 - 7	0:00

Virginia	1st Qtr	2nd Qtr	3rd Qtr	4th Qtr	1st Half	2nd Half	Total
Time of possession	07:17	07:25	08:28	04:40	14:42	13:08	27:50
3rd down conversions	1-4	1-3	1-5	0-2	2-7	1-7	3-14
Average field position	V35	V20	V48	V28	V28	V39	V34
4th down conversions	0-0	0-0	1-1	0-0	0-0	1-1	1-1

Drive Chart (By Quarter) (Final)
2008 University of Virginia Football
Miami vs Virginia (Nov 1, 2008 at Charlottesville, Va.)

Team	Qtr	Drive Started			Drive Ended			Consumed	
		Spot	Time	Obtained	Spot	Time	How lost	PI - Yds	TOP
UVA	1st	V12	15:00	Kickoff	V21	13:14	Punt	3 - 9	1:46
UM		M31	00:00	Punt	M31	13:14	Fumble	0 - 0	0:00
UVA		M31	13:14	Fumble	M06	11:44	*FIELD GOAL	5 - 25	1:30
UM		M14	11:44	Kickoff	V00	06:51	*TOUCHDOWN	10 - 86	4:53
UVA		V26	06:51	Kickoff	M00	04:21	*TOUCHDOWN	5 - 74	2:30
UM		M20	04:21	Kickoff	M24	02:33	Punt	3 - 4	1:48
UVA		V33	02:33	Punt	V38	01:02	Punt	3 - 5	1:31
UM		M13	01:02	Punt	M47	13:35	Punt	7 - 34	2:27
UVA	2nd	V11	13:35	Punt	V18	11:59	Punt	3 - 7	1:36
UM		V43	11:59	Punt	V16	09:23	*FIELD GOAL	5 - 27	2:36
UVA		V20	09:23	Kickoff	M00	05:04	*TOUCHDOWN	9 - 80	4:19
UM		M22	05:04	Kickoff	M31	02:58	Punt	3 - 9	2:06
UVA		V29	02:58	Punt	V37	01:28	Punt	3 - 8	1:30
UM		M05	01:28	Punt	M23	00:00	End of half	4 - 18	1:28
UM	3rd	M24	15:00	Kickoff	M39	13:10	Interception	4 - 15	1:50
UVA		M44	13:10	Interception	M40	12:40	Punt	3 - 4	0:30
UM		M07	12:40	Punt	M33	11:35	Fumble	4 - 26	1:05
UVA		M33	11:35	Fumble	M21	09:33	Missed FG	6 - 12	2:02
UM		M21	09:33	Missed FG	M26	07:31	Punt	3 - 5	2:02
UVA		V31	07:31	Punt	V42	04:47	Punt	5 - 11	2:44
UM		M17	04:47	Punt	M16	03:12	Punt	3 - (1)	1:35
UVA		V40	03:12	Punt	M30	14:19	Missed FG	11 - 30	3:53
UM	4th	M30	14:19	Missed FG	V49	11:32	Punt	5 - 21	2:47
UVA		V14	11:32	Punt	M39	08:01	Punt	7 - 47	3:31
UM		M05	08:01	Punt	V00	00:55	*TOUCHDOWN	15 - 95	7:06
UVA		V36	00:55	Kickoff	M32	00:31	Fumble	3 - 32	0:24
UM		M32	00:31	Fumble	V34	00:04	Missed FG	4 - 34	0:27
UVA		V35	00:04	Missed FG	V33	00:00	End of half	1 - (2)	0:04
UM	OT	V25	15:00	Possession	V00	15:00	*TOUCHDOWN	5 - 25	0:00
UVA		M25	15:00	Possession	M18	15:00	Fumble	1 - 7	0:00
UM		M18	15:00	Fumble	M18	00:00		0 - 0	0:00

Participation Report (Final)
2008 University of Virginia Football
Miami vs Virginia (Nov 1, 2008 at Charlottesville, Va.)

Miami

Pos	##	OFFENSE
WR	81	Johnson, D.
LT	64	Fox, J.
LG	74	Franklin, O.
C	55	Shannon, X.
RG	70	Trump, A.
RT	76	Rutledge, C.
TE	18	Epps, D.
QB	9	Marve, R.
WR	28	Collier, T.
HB	2	Cooper, G.
WR	80	Benjamin, T.

Pos	##	DEFENSE
LE	90	Wesley, S.
LT	91	Joseph, J.
RT	93	Hendricks, D.
RE	97	Ojomo, A.
SLB	51	Davis, R.
MLB	3	Cook, G.
WLB	31	Spence, S.
LCB	1	Harris, B.
S	26	Reddick, A.
RCB	22	Johnson, B.
S	13	Hill, R.

Virginia

Pos	##	OFFENSE
WR	20	Kevin Ogletree
LT	75	Eugene Monroe
LG	63	Austin Pasztor
C	64	Jack Shields
RG	65	B.J. Cabbell
RT	61	Will Barker
TE	85	John Phillips
QB	6	Marc Verica
TB	37	Cedric Peerman
WR	80	M. Covington
FB	31	Rashawn Jackson

Pos	##	DEFENSE
DE	93	Alex Field
NT	98	Nate Collins
DE	94	Matt Conrath
OLB	51	Clint Sintim
ILB	54	Jon Copper
ILB	49	Darren Childs
OLB	45	Denzel Burrell
CB	4	Vic Hall
S	22	Byron Glaspy
CB	19	Ras-I Dowling
S	40	Corey Mosley

Miami: 4-Johnson, A., 5-James, J., 8-Van Dyke, D., 12-Harris, J., 19-Perrelli, M., 20-Berry, D., 23-Johnson, T., 24-Grant, C., 25-Bosher, M., 27-Armour, C., 29-Nicolas, J., 30-Hill, P., 33-McNeal, S., 35-Ponder, L., 45-Buchanan, R., 46-Houston, E., 47-Byrd, L., 48-Adkins, S., 50-Sharpston, D., 56-Robinson, M., 57-Bailey, A., 60-Ivory, C., 61-Figueroa, J., 65-Pipho, M., 69-Byrne, J., 77-Youngblood, R., 79-Barney, C., 82-Farquharson, K., 83-Shields, S., 84-Gordon, R., 88-Zellner, C., 92-Holmes, J., 96-Dixon, A., 99-Forston, M..

Virginia: 1-Trey Womack, 2C-Rodney McLeod, 5-Mikell Simpson, 8-Jimmy Howell, 9R-Crutcher Reiss, 10-Y. Reyerling, 11-Chris Hinkebein, 13-C. Minnifield, 15-Scott Deke, 17-Brandon Woods, 18-Kris Burd, 26-Cary Koch, 27-Hall Simmons, 43-Mike Parker, 44-Raynard Horne, 50-T. Fells-Danzer, 55-Jared Detrick, 58-Antonio Appleby, 59-J-K Dolce, 66-Danny Aiken, 74-P. Slebonick, 76-Zak Stair, 81-Dontrelle Inman, 84-Jared Green, 87-Andrew Devlin, 95-Kevin Crawford.

Play-by-Play Summary (1st quarter)

Miami vs Virginia (Nov 1, 2008 at Charlottesville, Va.)

UM wins toss and defers, UVa to receive and defend north end zone

Bosher, M. kickoff 60 yards to the UVA10, C. Minnifield return 2 yards to the UVA12, fumble by C. Minnifield recovered by UVA Rodney McLeod at UVA12.

1-10 UVA 12 Marc Verica pass complete to John Phillips for loss of 3 yards to the UVA9 (Davis, R.).
 2-13 UVA 09 Cedric Peerman rush for 2 yards to the UVA11 (Wesley, S.).
 3-11 UVA 11 Marc Verica pass complete to Cary Koch for 10 yards to the UVA21 (Harris, B.).
 4-1 UVA 21 Jimmy Howell punt 49 yards to the UM30, Benjamin, T. return 1 yards to the UM31, fumble by Benjamin, T. recovered by UVA Hall Simmons at UM31.

3 plays, 9 yards, 1:46

VIRGINIA drive start at 13:14.

1-10 UM 31 Cedric Peerman rush for 14 yards to the UM17, 1ST DOWN UVA (Reddick, A.), PENALTY UM personal foul 8 yards to the UM9, 1ST DOWN UVA. X2
 1-G UM 09 1st and 9.
 1-G UM 09 Cedric Peerman rush for 2 yards to the UM7 (Armour, C.).
 2-G UM 07 Cedric Peerman rush for 1 yard to the UM6 (Wesley, S.).
 3-G UM 06 Marc Verica pass incomplete to John Phillips.
 4-G UM 06 Y. Reyerer field goal attempt from 23 GOOD, clock 11:44.

Virginia 3, Miami 0

5 plays, 25 yards, 1:30

Chris Hinkebein kickoff 56 yards to the UM14, fair catch by Benjamin, T..

MIAMI drive start at 11:44.

1-10 UM 14 Marve, R. pass complete to Collier, T. for 43 yards to the UVA43, 1ST DOWN UM. P1
 1-10 UVA 43 Cooper, G. rush for 4 yards to the UVA39 (Byron Glaspy).
 2-6 UVA 39 Marve, R. pass incomplete to James, J..
 3-6 UVA 39 Cooper, G. rush for 4 yards to the UVA35 (Ras-I Dowling;Corey Mosley).
 4-2 UVA 35 Timeout Virginia, clock 09:56.
 4-2 UVA 35 Marve, R. pass complete to Collier, T. for 13 yards to the UVA22, 1ST DOWN UM (Byron Glaspy). P2
 1-10 UVA 22 Cooper, G. rush for 4 yards to the UVA18 (Darren Childs;Jon Copper).
 2-6 UVA 18 Timeout Miami, clock 08:43.
 2-6 UVA 18 Cooper, G. rush for 7 yards to the UVA11, 1ST DOWN UM (Corey Mosley). R3
 1-10 UVA 11 Cooper, G. rush for 2 yards to the UVA9 (Jon Copper).
 2-8 UVA 09 Cooper, G. rush for 3 yards to the UVA6 (Matt Conrath).
 3-5 UVA 06 Marve, R. rush for 6 yards to the UVA0, 1ST DOWN UM, TOUCHDOWN, clock 06:51. R4

play originally ruled down at the 1-yd line, reviewed and overturned

1-G UVA 03 Bosher, M. kick attempt good.

Miami 7, Virginia 3

10 plays, 86 yards, 4:53

Bosher, M. kickoff 57 yards to the UVA13, Kevin Ogletree return 13 yards to the UVA26 (Shields, S.).

VIRGINIA drive start at 06:51.

1-10 UVA 26 Marc Verica pass complete to John Phillips for 6 yards to the UVA32 (Cook, G.).
 2-4 UVA 32 Marc Verica pass complete to Cedric Peerman for 3 yards to the UVA35 (Cook, G.).
 3-1 UVA 35 Marc Verica pass complete to M. Covington for 33 yards to the UM32, 1ST DOWN UVA (Reddick, A.). P3
 1-10 UM 32 Cedric Peerman rush for 16 yards to the UM16, 1ST DOWN UVA (Hill, R.;Ponder, L.). R4
 1-10 UM 16 Kevin Ogletree rush for 16 yards to the UM0, 1ST DOWN UVA, TOUCHDOWN, clock 04:21. R5
 1-G UM 03 PENALTY UVA false start (Alex Field) 5 yards to the UM8.
 1-G UM 08 Y. Reyerer kick attempt good.

Virginia 10, Miami 7

5 plays, 74 yards, 2:30

Chris Hinkebein kickoff 63 yards to the UM7, Benjamin, T. return 13 yards to the UM20 (Rodney McLeod).

MIAMI drive start at 04:21.

1-10 UM 20 Cooper, G. rush for no gain to the UM20 (Nate Collins).
 2-10 UM 20 Timeout Miami, clock 03:25.
 2-10 UM 20 PENALTY UM false start (Fox, J.) 5 yards to the UM15.
 2-15 UM 15 Marve, R. pass incomplete to Gordon, R..
 3-15 UM 15 Marve, R. pass complete to Cooper, G. for 9 yards to the UM24 (Denzel Burrell;Jon Copper).
 4-6 UM 24 Bosher, M. punt 43 yards to the UVA33, fair catch by Vic Hall.

3 plays, 4 yards, 1:48

VIRGINIA drive start at 02:33.

1-10 UVA 33 Marc Verica pass complete to Kevin Ogletree for 2 yards to the UVA35 (Armour, C.).
 2-8 UVA 35 Cedric Peerman rush for 3 yards to the UVA38 (Bailey, A.).
 3-5 UVA 38 Marc Verica pass incomplete to Cary Koch.
 4-5 UVA 38 Jimmy Howell punt 49 yards to the UM13, out-of-bounds.

3 plays, 5 yards, 1:31

MIAMI drive start at 01:02.

1-10 UM 13 James, J. rush for 9 yards to the UM22 (Jon Copper).

Play-by-Play Summary (1st quarter)

Miami vs Virginia (Nov 1, 2008 at Charlottesville, Va.)

2-1	UM 22	James, J. rush for 6 yards to the UM28, 1ST DOWN UM (Jon Copper).	R5
1-10	UM 28	Marve, R. pass incomplete to Johnson, A..	
2-10	UM 28	James, J. rush for 11 yards to the UM39, 1ST DOWN UM (Corey Mosley).	R6
1-10	UM 39	Clock 00:00.	

END OF 1st QUARTER: Virginia 10, Miami 7

Quarter Summary	Score	Time Poss	1st Downs				Conversions		Rushing	Passing	Penalties
			R	P	X	T	3rd	4th			
Miami	7	07:43	4	2	0	6	1-3	1-1	11-56	3-6-0-65	2-13
Virginia	10	07:17	3	1	1	5	1-4	0-0	7-54	6-8-0-51	1-5

Quickie Statistics (1st quarter)
Miami vs Virginia (Nov 1, 2008 at Charlottesville, Va.)

	UM	UVA
Score	7	10
FIRST DOWNS	6	5
RUSHES-YARDS (NET)	11-56	7-54
PASSING YDS (NET)	65	51
Passes Att-Comp-Int	6-3-0	8-6-0
TOTAL OFFENSE PLAYS-YARDS	17-121	15-105
Fumble Returns-Yards	0-0	0-0
Punt Returns-Yards	1-1	0-0
Kickoff Returns-Yards	1-13	2-15
Interception Returns-Yards	0-0	0-0
Punts (Number-Avg)	1-43.0	2-49.0
Fumbles-Lost	1-1	1-0
Penalties-Yards	2-13	1-5
Possession Time	07:43	07:17
Third-Down Conversions	1 of 3	1 of 4
Fourth-Down Conversions	1 of 1	0 of 0
Red-Zone Scores-Chances	1-1	2-2

Miami

Rushing	No.	Gain	Loss	Net	TD	Lg	Avg
James, J.	3	26	0	26	0	11	8.7
Cooper, G.	7	24	0	24	0	7	3.4
Marve, R.	1	6	0	6	1	6	6.0

Passing	C-A-I	Yds	TD	Long	Sack
Marve, R.	3-6-0	65	0	43	0

Receiving	No.	Yards	TD	Long
Collier, T.	2	56	0	43
Cooper, G.	1	9	0	9

Punting	No.	Yds	Avg	Long	In20	TB
Bosher, M.	1	43	43.0	43	0	0

Punt Returns	No.	Yards	TD	Long
Benjamin, T.	1	1	0	1

Kick Returns	No.	Yards	TD	Long
Benjamin, T.	1	13	0	13

Tackles	UA-A	Total	Sacks	TFL
Armour, C.	2-0	2	0.0	0.0
Wesley, S.	2-0	2	0.0	0.0
Cook, G.	2-0	2	0.0	0.0
Reddick, A.	2-0	2	0.0	0.0

Virginia

Rushing	No.	Gain	Loss	Net	TD	Lg	Avg
Cedric Peerman	6	38	0	38	0	16	6.3
Kevin Ogletree	1	16	0	16	1	16	16.0

Passing	C-A-I	Yds	TD	Long	Sack
Marc Verica	6-8-0	51	0	33	0

Receiving	No.	Yards	TD	Long
John Phillips	2	3	0	6
M. Covington	1	33	0	33
Cary Koch	1	10	0	10
Cedric Peerman	1	3	0	3

Punting	No.	Yds	Avg	Long	In20	TB
Jimmy Howell	2	98	49.0	49	1	0

Punt Returns	No.	Yards	TD	Long

Kick Returns	No.	Yards	TD	Long
Kevin Ogletree	1	13	0	13
C. Minnifield	1	2	0	2

Tackles	UA-A	Total	Sacks	TFL
Jon Copper	3-2	5	0.0	0.0
Corey Mosley	2-1	3	0.0	0.0
Byron Glaspy	2-0	2	0.0	0.0
Rodney McLeod	1-0	1	0.0	0.0

Qtr	Time	Scoring Play	V-H
1st	11:44	UVA - Y. Reyerling 23 yd field goal, 5-25 1:30	0 - 3
	06:51	UM - Marve, R. 6 yd run (Bosher, M. kick), 10-86 4:53	7 - 3
	04:21	UVA - Kevin Ogletree 16 yd run (Y. Reyerling kick), 5-74 2:30	7 - 10

Play-by-Play Summary (2nd quarter)

Miami vs Virginia (Nov 1, 2008 at Charlottesville, Va.)

1-10 UM 39 Start of 2nd quarter, clock 15:00.
 1-10 UM 39 PENALTY UM false start (Rutledge, C.) 5 yards to the UM34.
 1-15 UM 34 Marve, R. pass incomplete to Farquharson, K..
 2-15 UM 34 Marve, R. pass complete to Farquharson, K. for 5 yards to the UM39 (Ras-I Dowling).
 3-10 UM 39 Marve, R. pass complete to James, J. for 8 yards to the UM47 (Denzel Burrell;C. Minnifield).
 4-2 UM 47 Boshers, M. punt 42 yards to the UVA11, out-of-bounds.
7 plays, 34 yards, 2:27

VIRGINIA drive start at 13:35.

1-10 UVA 11 Cedric Peerman rush for 1 yard to the UVA12 (Davis, R.).
 2-9 UVA 12 Marc Verica pass incomplete to M. Covington.
 3-9 UVA 12 Marc Verica pass complete to M. Covington for 6 yards to the UVA18 (Harris, B.).
 4-3 UVA 18 Jimmy Howell punt 35 yards to the UM47, Collier, T. return 10 yards to the UVA43 (Trey Womack;Hall Simmons).
3 plays, 7 yards, 1:36

MIAMI drive start at 11:59.

Harris at quarterback for Miami

1-10 UVA 43 Harris, J. pass complete to Johnson, D. for 18 yards to the UVA25, 1ST DOWN UM, out-of-bounds. P7
 1-10 UVA 25 James, J. rush for 1 yard to the UVA24 (Jon Copper;Matt Conrath).
 2-9 UVA 24 Harris, J. rush for 1 yard to the UVA23 (Alex Field).
 3-8 UVA 23 Harris, J. pass complete to Farquharson, K. for 7 yards to the UVA16 (Vic Hall).
 4-1 UVA 16 Boshers, M. field goal attempt from 33 GOOD, clock 09:23.

Virginia 10, Miami 10

5 plays, 27 yards, 2:36

Boshers, M. kickoff 69 yards to the UVA1, C. Minnifield return 19 yards to the UVA20 (Van Dyke, D.;Hill, R.).

VIRGINIA drive start at 09:23.

1-10 UVA 20 Marc Verica pass complete to Kevin Ogletree for 17 yards to the UVA37, 1ST DOWN UVA (Davis, R.). P6
 1-10 UVA 37 Cedric Peerman rush for 18 yards to the UM45, 1ST DOWN UVA (Reddick, A.). R7
 1-10 UM 45 Marc Verica pass complete to M. Covington for 8 yards to the UM37 (Johnson, B.).
 2-2 UM 37 Cedric Peerman rush for 9 yards to the UM28, 1ST DOWN UVA (Harris, B.;Reddick, A.), PENALTY UM face mask (Harris, B.) 14 yards to the UM14, 1ST DOWN UVA. X9
 1-10 UM 14 1st and 10.
 1-10 UM 14 Mikell Simpson rush for loss of 2 yards to the UM16 (Dixon, A.).
 2-12 UM 16 Marc Verica pass complete to John Phillips for 5 yards to the UM11 (Johnson, B.).
 3-7 UM 11 PENALTY UM pass interference (Johnson, B.) 9 yards to the UM2, 1ST DOWN UVA. X10
 1-G UM 02 Cedric Peerman rush for no gain to the UM2 (Reddick, A.;Cook, G.).
 2-G UM 02 Marc Verica pass incomplete to Andrew Devlin.
 3-G UM 02 Marc Verica pass complete to Jared Green for 2 yards to the UM0, TOUCHDOWN, clock 05:04.
 1-G UM 03 Y. Revering kick attempt good.

Virginia 17, Miami 10

9 plays, 80 yards, 4:19

Chris Hinkebein kickoff 63 yards to the UM7, Benjamin, T. return 15 yards to the UM22, out-of-bounds (Mike Parker).

MIAMI drive start at 05:04.

1-10 UM 22 Harris, J. pass incomplete to Benjamin, T..
 2-10 UM 22 PENALTY UM holding (Collier, T.) 10 yards to the UM12.
 2-20 UM 12 Cooper, G. rush for 3 yards to the UM15 (Vic Hall;Corey Mosley).
 3-17 UM 15 Cooper, G. rush for 16 yards to the UM31 (Corey Mosley).
 4-1 UM 31 Boshers, M. punt 40 yards to the UVA29, fair catch by Vic Hall.
3 plays, 9 yards, 2:06

VIRGINIA drive start at 02:58.

1-10 UVA 29 Marc Verica pass complete to M. Covington for 7 yards to the UVA36 (Davis, R.;Cook, G.).
 2-3 UVA 36 Mikell Simpson rush for 1 yard to the UVA37 (Ojomo, A.;Spence, S.).
 3-2 UVA 37 Marc Verica pass incomplete to Kevin Ogletree.
 4-2 UVA 37 Jimmy Howell punt 58 yards to the UM5, downed.
3 plays, 8 yards, 1:30

MIAMI drive start at 01:28.

1-10 UM 05 James, J. rush for 3 yards to the UM8 (Jon Copper).
 2-7 UM 08 James, J. rush for 7 yards to the UM15, 1ST DOWN UM (Byron Glaspy). R8
 1-10 UM 15 Timeout Virginia, clock 00:44.
 1-10 UM 15 Harris, J. pass incomplete to Shields, S. (Corey Mosley).
 2-10 UM 15 James, J. rush for 13 yards to the UM28, 1ST DOWN UM (Denzel Burrell). R9
 1-10 UM 28 PENALTY UM ineligible downfield on pass (Franklin, O.) 5 yards to the UM23.
 End of half, clock 00:00.

4 plays, 18 yards, 1:28

END OF 2nd QUARTER: Virginia 17, Miami 10

Quarter Summary	Score	Time Poss	1st Downs				Conversions		Rushing	Passing	Penalties
			R	P	X	T	3rd	4th			
Miami	3	07:35	2	1	0	3	0-3	0-0	7-44	4-7-0-38	5-43
Virginia	7	07:25	2	1	2	5	1-3	0-0	6-27	6-9-0-45	0-0

Quickie Statistics (Halftime)
Miami vs Virginia (Nov 1, 2008 at Charlottesville, Va.)

	UM	UVA
Score	10	17
FIRST DOWNS	9	10
RUSHES-YARDS (NET)	18-100	13-81
PASSING YDS (NET)	103	96
Passes Att-Comp-Int	13-7-0	17-12-0
TOTAL OFFENSE PLAYS-YARDS	31-203	30-177
Fumble Returns-Yards	0-0	0-0
Punt Returns-Yards	2-11	0-0
Kickoff Returns-Yards	2-28	3-34
Interception Returns-Yards	0-0	0-0
Punts (Number-Avg)	3-41.7	4-47.8
Fumbles-Lost	1-1	1-0
Penalties-Yards	7-56	1-5
Possession Time	15:18	14:42
Third-Down Conversions	1 of 6	2 of 7
Fourth-Down Conversions	1 of 1	0 of 0
Red-Zone Scores-Chances	2-2	3-3

Miami

Rushing	No.	Gain	Loss	Net	TD	Lg	Avg
James, J.	7	50	0	50	0	13	7.1
Cooper, G.	9	43	0	43	0	16	4.8
Marve, R.	1	6	0	6	1	6	6.0
Harris, J.	1	1	0	1	0	1	1.0

Passing	C-A-I	Yds	TD	Long	Sack
Marve, R.	5-9-0	78	0	43	0
Harris, J.	2-4-0	25	0	18	0

Receiving	No.	Yards	TD	Long
Collier, T.	2	56	0	43
Farquharson, K.	2	12	0	7
Johnson, D.	1	18	0	18
Cooper, G.	1	9	0	9

Punting	No.	Yds	Avg	Long	In20	TB
Bosher, M.	3	125	41.7	43	1	0

Punt Returns	No.	Yards	TD	Long
Benjamin, T.	1	1	0	1
Collier, T.	1	10	0	10

Kick Returns	No.	Yards	TD	Long
Benjamin, T.	2	28	0	15

Tackles	UA-A	Total	Sacks	TFL
Reddick, A.	3-2	5	0.0	0.0
Davis, R.	3-1	4	0.0	1.0
Cook, G.	2-2	4	0.0	0.0
Harris, B.	2-1	3	0.0	0.0

Virginia

Rushing	No.	Gain	Loss	Net	TD	Lg	Avg
Cedric Peerman	10	66	0	66	0	18	6.6
Kevin Ogletree	1	16	0	16	1	16	16.0
Mikell Simpson	2	1	2	-1	0	1	-0.5

Passing	C-A-I	Yds	TD	Long	Sack
Marc Verica	12-17-0	96	1	33	0

Receiving	No.	Yards	TD	Long
M. Covington	4	54	0	33
John Phillips	3	8	0	6
Kevin Ogletree	2	19	0	17
Cary Koch	1	10	0	10

Punting	No.	Yds	Avg	Long	In20	TB
Jimmy Howell	4	191	47.8	58	2	0

Punt Returns	No.	Yards	TD	Long
---------------------	-----	-------	----	------

Kick Returns	No.	Yards	TD	Long
C. Minnifield	2	21	0	19
Kevin Ogletree	1	13	0	13

Tackles	UA-A	Total	Sacks	TFL
Jon Copper	4-3	7	0.0	0.0
Corey Mosley	3-2	5	0.0	0.0
Byron Glaspy	3-0	3	0.0	0.0
Denzel Burrell	1-2	3	0.0	0.0

Qtr	Time	Scoring Play	V-H
1st	11:44	UVA - Y. Reyerling 23 yd field goal, 5-25 1:30	0 - 3
	06:51	UM - Marve, R. 6 yd run (Bosher, M. kick), 10-86 4:53	7 - 3
	04:21	UVA - Kevin Ogletree 16 yd run (Y. Reyerling kick), 5-74 2:30	7 - 10
2nd	09:23	UM - Bosher, M. 33 yd field goal, 5-27 2:36	10 - 10
	05:04	UVA - Jared Green 2 yd pass from Marc Verica (Y. Reyerling kick), 9-80 4:19	10 - 17

Play-by-Play Summary (3rd quarter)

Miami vs Virginia (Nov 1, 2008 at Charlottesville, Va.)

Miami to receive and defend the south end zone

Start of 3rd quarter, clock 15:00, UVA ball on UVA30.

Chris Hinkebein kickoff 69 yards to the UM1, Benjamin, T. return 23 yards to the UM24 (Trey Womack).

MIAMI drive start at 15:00.

Marve at quarterback

1-10 UM 24 Marve, R. rush for 10 yards to the UM34, 1ST DOWN UM (Denzel Burrell;Darren Childs). R10
 1-10 UM 34 James, J. rush for 5 yards to the UM39 (Corey Mosley).
 2-5 UM 39 James, J. rush for no gain to the UM39 (Vic Hall).
 3-5 UM 39 Marve, R. pass intercepted by C. Minnifield at the UM46, C. Minnifield return 2 yards to the UM44 (Johnson, A.).

4 plays, 15 yards, 1:50

VIRGINIA drive start at 13:10.

1-10 UM 44 Marc Verica pass incomplete to Cedric Peerman.
 2-10 UM 44 Marc Verica pass complete to John Phillips for 4 yards to the UM40 (Harris, B.;Cook, G.).
 3-6 UM 40 Marc Verica pass incomplete to Kevin Ogletree.
 4-6 UM 40 Jimmy Howell punt 33 yards to the UM7, downed.

3 plays, 4 yards, 0:30

MIAMI drive start at 12:40.

1-10 UM 07 Marve, R. pass complete to Shields, S. for 13 yards to the UM20, 1ST DOWN UM (Ras-l Dowling). P11
 1-10 UM 20 Marve, R. pass incomplete to Cooper, G..
 2-10 UM 20 Cooper, G. rush for loss of 2 yards to the UM18 (Byron Glaspy).
 3-12 UM 18 Cooper, G. rush for 15 yards to the UM33, fumble forced by Vic Hall, fumble by Cooper, G. recovered by UVA J-K Dolce at UM33.

4 plays, 26 yards, 1:05

VIRGINIA drive start at 11:35.

1-10 UM 33 Marc Verica pass incomplete to Kevin Ogletree.
 2-10 UM 33 Marc Verica pass complete to Kevin Ogletree for 11 yards to the UM22, 1ST DOWN UVA (Armour, C.;Spence, S.). P11
 1-10 UM 22 Cedric Peerman rush for loss of 7 yards to the UM29 (Johnson, B.).
 2-17 UM 29 Marc Verica pass incomplete to M. Covington.
 3-17 UM 29 Marc Verica pass complete to Cedric Peerman for 8 yards to the UM21 (Spence, S.).
 4-9 UM 21 Y. Reyerer field goal attempt from 38 MISSED - wide right, spot at UM21, clock 09:33.

6 plays, 12 yards, 2:02

MIAMI drive start at 09:33.

1-10 UM 21 Marve, R. sacked for loss of 4 yards to the UM17 (Alex Field).
 2-14 UM 17 Cooper, G. rush for 5 yards to the UM22 (Nate Collins).
 3-9 UM 22 Cooper, G. rush for no gain to the UM22, fumble forced by Rodney McLeod, fumble by Cooper, G. recovered by UM Marve, R. at UM22, Marve, R. for 4 yards to the UM26 (Kevin Crawford).
 4-5 UM 26 Boshier, M. punt 58 yards to the UVA16, Vic Hall return 15 yards to the UVA31 (Sharpton, D.).

3 plays, 5 yards, 2:02

VIRGINIA drive start at 07:31.

1-10 UVA 31 Marc Verica pass complete to John Phillips for 9 yards to the UVA40 (Spence, S.).
 2-1 UVA 40 Cedric Peerman rush for 2 yards to the UVA42, 1ST DOWN UVA (Robinson, M.). R12
 1-10 UVA 42 Marc Verica pass incomplete to Cedric Peerman.
 2-10 UVA 42 Kevin Ogletree rush for loss of 7 yards to the UVA35 (Forston, M.;Robinson, M.).
 3-17 UVA 35 Cedric Peerman rush for 7 yards to the UVA42 (Armour, C.).
 4-10 UVA 42 Jimmy Howell punt 41 yards to the UM17, downed.

5 plays, 11 yards, 2:44

MIAMI drive start at 04:47.

Harris at quarterback

1-10 UM 17 Harris, J. pass complete to Collier, T. for 8 yards to the UM25 (Clint Sintim).
 2-2 UM 25 Harris, J. sacked for loss of 9 yards to the UM16 (Alex Field).
 3-11 UM 16 Harris, J. pass incomplete to Zellner, C..
 4-11 UM 16 Boshier, M. punt 44 yards to the UVA40, fair catch by Vic Hall.

3 plays, minus 1 yard, 1:35

VIRGINIA drive start at 03:12.

1-10 UVA 40 Marc Verica pass complete to Mikell Simpson for 1 yard to the UVA41 (Robinson, M.).
 2-9 UVA 41 Marc Verica pass complete to Cary Koch for 3 yards to the UVA44 (Spence, S.;Davis, R.).
 3-6 UVA 44 Marc Verica pass complete to Jared Green for 18 yards to the UM38, 1ST DOWN UVA. P13
 1-10 UM 38 Mikell Simpson rush for no gain to the UM38 (Spence, S.).
 2-10 UM 38 Marc Verica pass complete to Cary Koch for 6 yards to the UM32 (Grant, C.).
 3-4 UM 32 Marc Verica pass incomplete to Jared Green.
 4-4 UM 32 Marc Verica pass complete to Jared Green for 5 yards to the UM27, 1ST DOWN UVA (Armour, C.). P14
 1-10 UM 27 Marc Verica pass incomplete to M. Covington.

Play-by-Play Summary (3rd quarter)
Miami vs Virginia (Nov 1, 2008 at Charlottesville, Va.)

2-10 UM 27 Mikell Simpson rush for loss of 4 yards to the UM31 (Dixon, A.).
 3-14 UM 31 Clock 00:00.

END OF 3rd QUARTER: Virginia 17, Miami 10

Quarter Summary	Score	Time Poss	1st Downs				Conversions		Rushing	Passing	Penalties
			R	P	X	T	3rd	4th			
Miami	0	06:32	1	1	0	2	0-4	0-0	9-24	2-5-1-21	0-0
Virginia	0	08:28	1	3	0	4	0-3	0-0	6-(-9)	9-16-0-65	0-0

Quickie Statistics (3rd quarter)
Miami vs Virginia (Nov 1, 2008 at Charlottesville, Va.)

	UM	UVA
Score	10	17
FIRST DOWNS	11	14
RUSHES-YARDS (NET)	27-124	19-72
PASSING YDS (NET)	124	161
Passes Att-Comp-Int	18-9-1	33-21-0
TOTAL OFFENSE PLAYS-YARDS	45-248	52-233
Fumble Returns-Yards	0-0	0-0
Punt Returns-Yards	2-11	1-15
Kickoff Returns-Yards	3-51	3-34
Interception Returns-Yards	0-0	1-2
Punts (Number-Avg)	5-45.4	6-44.2
Fumbles-Lost	3-2	1-0
Penalties-Yards	7-56	1-5
Possession Time	21:50	23:10
Third-Down Conversions	1 of 10	3 of 12
Fourth-Down Conversions	1 of 1	1 of 1
Red-Zone Scores-Chances	2-2	3-3

Miami

Rushing	No.	Gain	Loss	Net	TD	Lg	Avg
Cooper, G.	13	63	2	61	0	16	4.7
James, J.	9	55	0	55	0	13	6.1
Marve, R.	3	20	4	16	1	10	5.3
Harris, J.	2	1	9	-8	0	1	-4.0

Passing	C-A-I	Yds	TD	Long	Sack
Marve, R.	6-12-1	91	0	43	1
Harris, J.	3-6-0	33	0	18	1

Receiving	No.	Yards	TD	Long
Collier, T.	3	64	0	43
Farquharson, K.	2	12	0	7
Johnson, D.	1	18	0	18
Shields, S.	1	13	0	13

Punting	No.	Yds	Avg	Long	In20	TB
Bosher, M.	5	227	45.4	58	1	0

Punt Returns	No.	Yards	TD	Long
Collier, T.	1	10	0	10
Benjamin, T.	1	1	0	1

Kick Returns	No.	Yards	TD	Long
Benjamin, T.	3	51	0	23

Tackles	UA-A	Total	Sacks	TFL
Spence, S.	3-3	6	0.0	0.0
Armour, C.	4-1	5	0.0	0.0
Davis, R.	3-2	5	0.0	1.0
Reddick, A.	3-2	5	0.0	0.0

Virginia

Rushing	No.	Gain	Loss	Net	TD	Lg	Avg
Cedric Peerman	13	75	7	68	0	18	5.2
Kevin Ogletree	2	16	7	9	1	16	4.5
Mikell Simpson	4	1	6	-5	0	1	-1.2

Passing	C-A-I	Yds	TD	Long	Sack
Marc Verica	21-33-0	161	1	33	0

Receiving	No.	Yards	TD	Long
John Phillips	5	21	0	9
M. Covington	4	54	0	33
Kevin Ogletree	3	30	0	17
Jared Green	3	25	1	18

Punting	No.	Yds	Avg	Long	In20	TB
Jimmy Howell	6	265	44.2	58	4	0

Punt Returns	No.	Yards	TD	Long
Vic Hall	1	15	0	15

Kick Returns	No.	Yards	TD	Long
C. Minnifield	2	21	0	19
Kevin Ogletree	1	13	0	13

Tackles	UA-A	Total	Sacks	TFL
Jon Copper	4-3	7	0.0	0.0
Corey Mosley	4-2	6	0.0	0.0
Byron Glaspy	4-0	4	0.0	1.0
Vic Hall	3-1	4	0.0	0.0

Qtr	Time	Scoring Play	V-H
1st	11:44	UVA - Y. Reyerling 23 yd field goal, 5-25 1:30	0 - 3
	06:51	UM - Marve, R. 6 yd run (Bosher, M. kick), 10-86 4:53	7 - 3
	04:21	UVA - Kevin Ogletree 16 yd run (Y. Reyerling kick), 5-74 2:30	7 - 10
2nd	09:23	UM - Bosher, M. 33 yd field goal, 5-27 2:36	10 - 10
	05:04	UVA - Jared Green 2 yd pass from Marc Verica (Y. Reyerling kick), 9-80 4:19	10 - 17

Play-by-Play Summary (4th quarter)

Miami vs Virginia (Nov 1, 2008 at Charlottesville, Va.)

3-14 UM 31 Start of 4th quarter, clock 15:00.
 3-14 UM 31 Marc Verica pass complete to Cedric Peerman for 1 yard to the UM30, out-of-bounds (Spence, S.).
 4-13 UM 30 Y. Reyerer field goal attempt from 47 MISSED - wide right, spot at UM30, clock 14:19.
11 plays, 30 yards, 3:53

MIAMI drive start at 14:19.

1-10 UM 30 Cooper, G. rush for 4 yards to the UM34 (Nate Collins).
 2-6 UM 34 Cooper, G. rush for 16 yards to the 50 yardline, 1ST DOWN UM (Corey Mosley). R12
 1-10 UM 50 Cooper, G. rush for 4 yards to the UVA46 (Clint Sintim).
 2-6 UVA 46 Cooper, G. rush for 2 yards to the UVA44 (Nate Collins).
 3-4 UVA 44 PENALTY UM false start (Figueroa, J.) 5 yards to the UVA49.
 3-9 UVA 49 Harris, J. pass incomplete to Benjamin, T. (Ras-I Dowling).
 4-9 UVA 49 Boshers, M. punt 35 yards to the UVA14, fair catch by Vic Hall.
5 plays, 21 yards, 2:47

VIRGINIA drive start at 11:32.

1-10 UVA 14 Marc Verica pass complete to Kevin Ogletree for 30 yards to the UVA44, 1ST DOWN UVA (Davis, R.). P15
 1-10 UVA 44 Marc Verica pass complete to John Phillips for 10 yards to the UM46, 1ST DOWN UVA (Davis, R.; Hill, R.). P16
 1-10 UM 46 Marc Verica pass incomplete to M. Covington.
 2-10 UM 46 Marc Verica pass complete to Kevin Ogletree for 11 yards to the UM35, 1ST DOWN UVA, out-of-bounds (Ponder, L.). P17
 1-10 UM 35 Cedric Peerman rush for 3 yards to the UM32 (Davis, R.; Holmes, J.).
 2-7 UM 32 Marc Verica pass complete to John Phillips for 5 yards to the UM27 (Ojomo, A.).
 3-2 UM 27 Marc Verica sacked for loss of 12 yards to the UM39 (Bailey, A.).
 4-14 UM 39 Jimmy Howell punt 34 yards to the UM5, downed.
7 plays, 47 yards, 3:31

MIAMI drive start at 08:01.

1-10 UM 05 Harris, J. pass incomplete to Hill, P..
 2-10 UM 05 Cooper, G. rush for loss of 3 yards to the UM2 (Nate Collins).
 3-13 UM 02 Harris, J. pass complete to Shields, S. for 13 yards to the UM15, 1ST DOWN UM (Vic Hall). P13
 1-10 UM 15 PENALTY UM false start (Zellner, C.) 5 yards to the UM10.
 1-15 UM 10 Harris, J. pass complete to Shields, S. for 6 yards to the UM16 (Ras-I Dowling).
 2-9 UM 16 Harris, J. pass complete to Hill, P. for 10 yards to the UM26, 1ST DOWN UM (Ras-I Dowling; Byron Glaspy). P14
 1-10 UM 26 Harris, J. pass complete to Johnson, D. for 17 yards to the UM43, 1ST DOWN UM (Ras-I Dowling). P15
 1-10 UM 43 Cooper, G. rush for 6 yards to the UM49 (Ras-I Dowling).
 2-4 UM 49 Cooper, G. rush for 4 yards to the UVA47, 1ST DOWN UM (Vic Hall). R16
 1-10 UVA 47 PENALTY UM false start (Youngblood, R.) 5 yards to the UM48.
 1-15 UM 48 McNeal, S. rush for 1 yard to the UM49 (Clint Sintim).
 2-14 UM 49 Harris, J. pass complete to Johnson, A. for 18 yards to the UVA33, 1ST DOWN UM (Vic Hall; Jon Copper). P17
 1-10 UVA 33 Harris, J. pass complete to Cooper, G. for loss of 2 yards to the UVA35 (Ras-I Dowling).
 2-12 UVA 35 Cooper, G. rush for 14 yards to the UVA21, 1ST DOWN UM (Vic Hall). R18
 1-10 UVA 21 Timeout Miami, clock 01:15.
 1-10 UVA 21 PENALTY UM false start (Trump, A) 5 yards to the UVA26.
 1-15 UVA 26 Harris, J. pass incomplete to Johnson, A..
 2-15 UVA 26 Harris, J. pass incomplete to Johnson, A. (Byron Glaspy).
 3-15 UVA 26 Timeout Miami, clock 01:04.
 3-15 UVA 26 Harris, J. pass complete to Byrd, L. for 26 yards to the UVA0, 1ST DOWN UM, TOUCHDOWN, clock 00:55. P19
 1-G UVA 03 Boshers, M. kick attempt good.

Virginia 17, Miami 17

15 plays, 95 yards, 7:06

Boshers, M. kickoff 53 yards to the UVA17, Kevin Ogletree return 19 yards to the UVA36 (Berry, D.).

VIRGINIA drive start at 00:55.

1-10 UVA 36 Marc Verica pass complete to Cary Koch for 22 yards to the UM42, 1ST DOWN UVA, out-of-bounds (Grant, C.). P18
 1-10 UM 42 Marc Verica pass incomplete to Kevin Ogletree.
 2-10 UM 42 Marc Verica rush for 10 yards to the UM32, fumble forced by Spence, S., fumble by Marc Verica recovered by UM Johnson, B. at UM32.
3 plays, 32 yards, 0:24

MIAMI drive start at 00:31.

1-10 UM 32 Timeout Virginia, clock 00:31.
 1-10 UM 32 Harris, J. pass complete to Benjamin, T. for 30 yards to the UVA38, 1ST DOWN UM (Byron Glaspy). P20
 1-10 UVA 38 Cooper, G. rush for 4 yards to the UVA34 (Antonio Appleby).

Play-by-Play Summary (4th quarter)
Miami vs Virginia (Nov 1, 2008 at Charlottesville, Va.)

2-6 UVA 34 Timeout Miami, clock 00:12.
 2-6 UVA 34 Harris, J. pass incomplete to Benjamin, T..
 3-6 UVA 34 Boshier, M. field goal attempt from 51 MISSED - short, spot at UVA35, clock 00:04.
4 plays, 34 yards, 0:27

VIRGINIA drive start at 00:04.

1-10 UVA 35 TEAM rush for loss of 2 yards to the UVA33.
 End of game, clock 00:00.

1 play, minus 2 yards, 0:04

END OF 4th QUARTER: Virginia 17, Miami 17

Quarter Summary	Score	Time Poss	1st Downs				Conversions		Rushing	Passing	Penalties
			R	P	X	T	3rd	4th			
Miami	7	10:20	3	6	0	9	2-3	0-0	10-52	8-13-0-118	4-20
Virginia	0	04:40	0	4	0	4	0-2	0-0	4-(-1)	6-8-0-79	0-0

Quickie Statistics (End of 4th)
Miami vs Virginia (Nov 1, 2008 at Charlottesville, Va.)

	UM	UVA
Score	17	17
FIRST DOWNS	20	18
RUSHES-YARDS (NET)	37-176	23-75
PASSING YDS (NET)	242	240
Passes Att-Comp-Int	31-17-1	41-27-0
TOTAL OFFENSE PLAYS-YARDS	68-418	64-315
Fumble Returns-Yards	0-0	0-0
Punt Returns-Yards	2-11	1-15
Kickoff Returns-Yards	3-51	4-53
Interception Returns-Yards	0-0	1-2
Punts (Number-Avg)	6-43.7	7-42.7
Fumbles-Lost	3-2	2-1
Penalties-Yards	11-76	1-5
Possession Time	32:10	27:50
Third-Down Conversions	3 of 13	3 of 14
Fourth-Down Conversions	1 of 1	1 of 1
Red-Zone Scores-Chances	2-2	3-3

Miami

Rushing	No.	Gain	Loss	Net	TD	Lg	Avg
Cooper, G.	22	117	5	112	0	16	5.1
James, J.	9	55	0	55	0	13	6.1
Marve, R.	3	20	4	16	1	10	5.3
McNeal, S.	1	1	0	1	0	1	1.0

Passing	C-A-I	Yds	TD	Long	Sack
Harris, J.	11-19-0	151	1	30	1
Marve, R.	6-12-1	91	0	43	1

Receiving	No.	Yards	TD	Long
Collier, T.	3	64	0	43
Shields, S.	3	32	0	13
Johnson, D.	2	35	0	18
Farquharson, K.	2	12	0	7

Punting	No.	Yds	Avg	Long	In20	TB
Bosher, M.	6	262	43.7	58	2	0

Punt Returns	No.	Yards	TD	Long
Benjamin, T.	1	1	0	1
Collier, T.	1	10	0	10

Kick Returns	No.	Yards	TD	Long
Benjamin, T.	3	51	0	23

Tackles	UA-A	Total	Sacks	TFL
Spence, S.	5-3	8	0.0	0.0
Davis, R.	4-4	8	0.0	1.0
Armour, C.	4-1	5	0.0	0.0
Reddick, A.	3-2	5	0.0	0.0

Virginia

Rushing	No.	Gain	Loss	Net	TD	Lg	Avg
Cedric Peerman	14	78	7	71	0	18	5.1
Kevin Ogletree	2	16	7	9	1	16	4.5
TEAM	1	2	0	2	0	2	2.0
Marc Verica	2	10	12	-2	0	10	-1.0

Passing	C-A-I	Yds	TD	Long	Sack
Marc Verica	27-41-0	240	1	33	1

Receiving	No.	Yards	TD	Long
John Phillips	7	36	0	10
Kevin Ogletree	5	71	0	30
M. Covington	4	54	0	33
Cary Koch	4	41	0	22

Punting	No.	Yds	Avg	Long	In20	TB
Jimmy Howell	7	299	42.7	58	5	0

Punt Returns	No.	Yards	TD	Long
Vic Hall	1	15	0	15

Kick Returns	No.	Yards	TD	Long
C. Minnifield	2	21	0	19
Kevin Ogletree	2	32	0	19

Tackles	UA-A	Total	Sacks	TFL
Vic Hall	6-2	8	0.0	0.0
Ras-I Dowling	6-2	8	0.0	1.0
Jon Copper	4-4	8	0.0	0.0
Corey Mosley	5-2	7	0.0	0.0

Qtr	Time	Scoring Play	V-H
1st	11:44	UVA - Y. Reyerling 23 yd field goal, 5-25 1:30	0 - 3
	06:51	UM - Marve, R. 6 yd run (Bosher, M. kick), 10-86 4:53	7 - 3
	04:21	UVA - Kevin Ogletree 16 yd run (Y. Reyerling kick), 5-74 2:30	7 - 10
2nd	09:23	UM - Bosher, M. 33 yd field goal, 5-27 2:36	10 - 10
	05:04	UVA - Jared Green 2 yd pass from Marc Verica (Y. Reyerling kick), 9-80 4:19	10 - 17
4th	00:55	UM - Byrd, L. 26 yd pass from Harris, J. (Bosher, M. kick), 15-95 7:06	17 - 17

Play-by-Play Summary (OT quarter) Miami vs Virginia (Nov 1, 2008 at Charlottesville, Va.)

UVa wins toss, elects to play defense. 1st OT played at south end

Start of OT quarter, clock 15:00.

2-12	UVA 33	Change of possession, UM ball on UVA25, 1st and 10.	
1-10	UVA 25	Harris, J. pass incomplete to Epps, D. (Byron Glaspy).	
2-10	UVA 25	Cooper, G. rush for 11 yards to the UVA14, 1ST DOWN UM (Byron Glaspy).	R21
1-10	UVA 14	PENALTY UM false start (Trump, A) 5 yards to the UVA19.	
1-15	UVA 19	Harris, J. rush for 2 yards to the UVA17 (Matt Conrath).	
2-13	UVA 17	Cooper, G. rush for 8 yards to the UVA9 (Byron Glaspy).	
3-5	UVA 09	Harris, J. pass complete to Johnson, A. for 9 yards to the UVA0, 1ST DOWN UM, TOUCHDOWN, clock 15:00.	P22
1-G	UVA 03	Bosher, M. kick attempt good.	

Miami 24, Virginia 17

1-G	UM 30	Change of possession, UVA ball on UM25, 1st and 10.	
		<i>5 plays, 25 yards, 0:00</i>	
1-10	UM 25	Cedric Peerman rush for 7 yards to the UM18, fumble forced by Ponder, L., fumble by Cedric Peerman recovered by UM Ojomo, A. at UM18.	
		<i>1 play, 7 yards, 0:00</i>	

MIAMI drive start at 15:00.

Miami 24, Virginia 17

Quarter Summary	Score	Time Poss	1st Downs				Conversions		Rushing	Passing	Penalties
			R	P	X	T	3rd	4th			
Miami	7	00:00	10	10	0	20	3-13	1-1	37-176	17-31-1-242	11-76
Virginia	0	00:00	6	9	3	18	3-14	1-1	23-71	27-41-0-240	1-5



University of Miami at Virginia

Nov. 1, 2008 | Scott Stadium, Charlottesville, Va. | Postgame Notes

TODAY'S CAPTAINS: Today's captains for Miami are Jason Fox, Glenn Cook and Chavez Grant.

FOR STARTERS: Senior linebacker Romeo Davis made his first start of the season for the Hurricanes replacing Darryl Sharpton. Davis last started for the Hurricanes at Duke in 2006. Also making his first career start for the Hurricanes was freshman wide receiver Davon Johnson.

CANES AND THE BIG PLAY: Freshman Thearon Collier hauled in a 43-yard reception from Robert Marve in the first quarter for a career-long. Later in the game Jacory Harris connected on another big play – a 30-yard pass to Travis Benjamin. Overall, the Hurricanes have recorded 20 plays of over 30 yards with Benjamin playing a part of eight of those 20 plays.

2008 Longest Plays (30+ yards)

Yards	Player	Play	Opponent
66	Graig Cooper	Punt Return (TD)	Charleston Southern
57	Travis Benjamin	Kick Off Return	Florida State
51	Graig Cooper	Rush (TD)	Texas A&M
51	Travis Benjamin	Reception	Florida State
48	Travis Benjamin	Reception	Wake Forest
45	Travis Benjamin (10), Sam Shield (35)	Kick Off Return	Wake Forest
44	Travis Benjamin	Punt Return	Texas A&M
43	Thearon Collier	Reception	Virginia
43	Robert Marve	Rush	Wake Forest
41	Brandon Harris	Kick Off Return	Texas A&M
37	Travis Benjamin	Punt Return	North Carolina
37	Graig Cooper	Rush	Duke
36	Dedrick Epps	Reception	Texas A&M
35	Dedrick Epps	Reception	Charleston Southern
34	Derron Thomas	Rush	Texas A&M
32	Travis Benjamin	Kick Off Return	Duke
31	Shawnbrey McNeal	Rush	Charleston Southern
31	Graig Cooper	Rush	North Carolina
30	Travis Benjamin	Reception	Virginia
30	Jacory Harris	Rush (TD)	Charleston Southern

BOSHER ON TARGET: Sophomore kicker Matt Boshier connected on a 33-yard field goal in the second quarter. It was Boshier's ninth consecutive made field goal. Despite a late miss on a long 51-yard attempt with just four seconds left in regulation, Boshier has converted on 13-of-15 field goal attempts this season.

MARVE ON THE MOVE: Robert Marve scampered in from six-yards out in the first quarter which was his second rushing touchdown of the season and second straight game with a rushing TD. His first career touchdown came in UM's win last weekend against Wake Forest in Miami.

SPREADING THE BALL: Junior fullback Patrick Hill made his first career reception in the fourth quarter to give the Canes a first down. With that catch, the Hurricanes have now had 18 different players with at least one reception this season. Coming into the game, UM's total of 17 was ranked in a tie for third nationally.

COOP: Running back Graig Cooper recorded his third 100-yard rushing game of the season and the fifth of his career. Cooper, who finished the game with 131 yards on 24 carries, now ranks in a tie with Danyell Ferguson and Alonzo Highsmith for ninth all-time in school history for number of 100-yard rushing games. Edgerrin James has the most 100-yard rushing games in UM history with 15.

PENALTY TROUBLES: Miami's 12 penalties today are the most the Hurricanes have committed this season. The previous high was 10, committed against Florida State on Oct. 4 in Miami.

BYRD'S BIG CATCH: Freshman wide receiver Laron Byrd's touchdown catch to tie the game up late in the fourth quarter was his second fourth-quarter touchdown reception in the last three games. Byrd's first career touchdown came two weeks ago at Duke, on a 10-yard reception from Jacory Harris with 10:59 to play. Today's TD catch also came from Harris, this time with only 55 seconds to play in regulation.

FIRST OT GAME: Today's game was Miami's first overtime game of the season and the first since Nov. 6, 2007 when the Hurricanes lost to NC State, 16-13, in Miami. UM's last overtime win came in 2005, when the Hurricanes won a three-overtime game at Clemson, 36-30.

20 OR MORE: With today's win, the Hurricanes improved to 15-2 all-time when they score 20 or more points against Virginia and Virginia Tech. UM improves to 4-0 all-time against UVA when it scores 20 or more, while the Hurricanes own an 11-2 mark against Virginia Tech.

UM VERSUS THE COMMONWEALTH STATE: With today's win, the Hurricanes improved to 28-11 all-time versus teams from the state of Virginia and 4-2 all-time against the Cavaliers. It was UM's first win over the Cavaliers since Nov. 26, 2005 when the Hurricanes won 25-17 in Miami.

20 OR MORE: Senior linebacker Romeo Davis tied with freshman Sean Spence for a team-high eight total tackles. For Davis, it marked a career-high in tackles while it was Spence's second-highest total after recording 10 against Florida State on Oct. 4. Davis' previous career high in tackles was seven, coming in 2005 against Duke.

LONGEST DRIVES: Miami's scoring drive in the fourth quarter to tie the game at 17 was easily the longest touchdown drive of the season for the Hurricanes in terms of clock used. The 15-play, 95-yard drive lasted 7:06, over two minutes longer than any previous UM touchdown drive this season. In fact, the Hurricanes longest drive before that came on today's opening drive, when the 'Canes went 86 yards in 10 plays in 4:59. Nineteen of Miami's 28 offensive touchdowns this season have come on drives of three minutes or shorter with nine of those 28 touchdowns coming under a minute. The game-tying drive in the fourth also marked UM's longest drive in terms of yardage (95) while it tied for the longest drive of the season in terms of plays (15).

Miami's TD Drives This Season

Opponent	TD	Drive	Time
CSU	Jacory Harris 30-yard run	7-67	2:37
CSU	Javarris James 7-yard run	9-43	4:19
CSU	Leonard Hankerson 7-yd pass from Harris	5-60	2:15
CSU	Graig Cooper 14-yard run	2-14	0:12
CSU	Derron Thomas 5-yard run	6-60	2:55
CSU	Shawnbrey McNeal 1-yard run	7-49	3:44
TAMU	Graig Cooper 19-yard run	4-59	1:44
TAMU	Graig Cooper 51-yard run	2-62	0:35
TAMU	Thearon Collier 26-yd pass from Marve	3-41	0:27
TAMU	Kayne Farquharson 15-yd pass from Marve	1-15	0:08
UNC	Kayne Farquharson 9-yd pass from Marve	8-89	3:58
UNC	Graig Cooper 11-yd pass from Marve	3-11	0:50
UNC	Aldarius Johnson 4-yd pass from Marve	8-37	4:00
FSU	Travis Benjamin 18-yd run	1-18	0:07
FSU	Travis Benjamin 51-yd pass from Cooper	1-51	0:21
FSU	Jason Fox 5-yd run	15-78	3:43
UCF	Travis Benjamin 25-yard pass from Marve	8-68	2:55
UCF	Graig Cooper 5-yard run	1-5	0:07
DUKE	Davon Johnson 17-yd pass from Marve	6-45	1:40
DUKE	Chris Zellner 9-yd pass from Harris	6-68	1:15
DUKE	Jacory Harris 15-yd run	3-69	1:09
DUKE	Aldarius Johnson 6-yd pass from Harris	5-59	2:03
DUKE	Travis Benjamin 25-yd pass from Harris	3-28	0:52
DUKE	Laron Byrd 10-yd pass from Harris	10-55	3:44
DUKE	Shawnbrey McNeal 1-yd run	9-46	4:28
WAKE	Robert Marve 1-yd run	7-65	3:44
UVA	Robert Marve 6-yd run	10-86	4:53
UVA	Laron Byrd 26-yd pass from Jacory Harris	15-95	7:06

Virginia vs. Miami

Nov. 1, 2008

Head Coach Al Groh Quotes

On missed opportunities:

“We had our opportunities to take the game but we didn’t do so in all three phases and, as a result, the game eventually got away from us. We had multiple opportunities to make plays but didn’t come up with many of them. We played hard but we missed opportunities.”

On an emotional loss:

“We’ve been on the other end of that type of deal before. It’s heartbreaking to our team. There are real raw emotions in the locker room. They (the players) are in a real emotional state right now.”

On Miami QB Jacory Harris

“Clearly he was the catalyst of what they did. The problem he posed for us was accuracy. We give him a lot of credit for coming in and performing the way he did especially in the critical situation for his team. One of the principle things going into the game was ‘keep the quarterback in the pocket.’ Clearly we came up with less than we wanted in that circumstance.”

On the game-ending fumble by Cedric Peerman:

“You can count on two fingers the number of turnovers he’s had. Cedric has had our backs for many weeks and we have his back tonight.”

On the Cavalier defense:

“We have to play the whole deal (the whole game) and we know that better than anybody. Right now we’re looking for something to make us feel good and say we played well for a long time but we didn’t do it long enough.”

Virginia vs. Miami November 1, 2008 Virginia Player Quotes

Virginia senior linebacker Clint Sintim

On Miami's two touchdown drives late in the game:

"Usually those types of plays go in our favor. Hats off to them, they played a great game. They closed it out in the end, so they deserved to win."

On the late turnovers by Marc Verica and Cedric Peerman:

"It's unfortunate. Those are two of our best players and sometimes the ball just flies out like that. They made a lot of great plays for us today and they really carried the team. Sometimes it just happens like that. It's unfortunate, but we still stand behind those guys; those guys are two members that have worked the hardest for this team."

On Miami's game-winning touchdown pass:

"Coach (Groh) emphasized keeping them in the pocket and I may have gotten a little too antsy. He made a great move and came around the outside and just aired it out there. Their receiver made a great jump on the ball and that was a touchdown. They made a great play and they had an opportunity to make the play and they did, so my hat is off to them."

Virginia junior wide receiver Kevin Ogletree:

On his 16-yard touchdown off of the reverse:

"It was a play that we hit on a couple of years ago and it worked really well so we put it back in the game plan. There was some great blocking and I just got out."

On the offensive struggles in the second half:

"We were just trying to move the ball up and get it as close to the goal line as we could and get some points on the board. It didn't really happen and we wish we could have just had a little bit more in the second half. Our defense played a great game all around and if we could have it back, we would have tried to get some more points up."

Virginia sophomore quarterback Marc Verica:

On the offense in the first half:

"We were executing nicely in the first half but we still weren't finishing drives the way we should have been. It was nice to get a 17-10 lead going into halftime. We knew we would have to play our best half of football in the second half to win the game and we didn't. Miami deserves a lot of credit. We had many opportunities to take control of the game. When you don't take control of the game, that's what happens—the other team does. Hats off to them, they played a great game. We are just looking to bounce back and get ready for Wake Forest."

On the offense struggling in the second half:

"It's frustrating because the defense was doing a great job of holding them off and giving us great field position. To not get anything out of those drives is really frustrating."

On fumbling in the fourth quarter:

"The guy (Sean Spence) made a good play stripping me there. That's completely my fault for not securing the ball in such a crucial situation. It's something to work on; ball security was definitely important in today's game and that's something that we have to work on."

Virginia redshirt freshman wide receiver Jared Green:

On his first career touchdown reception:

"It was big. It was kind of emotional for me because we wanted to prove that we are the great team that we are. It was wide open and the ball just came to me, but we needed more."

On losing such a close game:

"It hurts – it hurts really badly because I know that we are a great team. It's stuff like that that we always practice and work on before the game. We didn't execute the way that we wanted to."

Virginia vs. Miami

Nov. 1, 2008

Miami Head Coach Randy Shannon Quotes

On the 95-yard drive

“I think we had to have it as a team. I think these are the things you look at from this team. Either way it goes, both quarterbacks gave us the opportunity to move. Like I said earlier this season, when Robert (Marve) is in the game Jacory (Harris) learns a lot and he sees certain things. And then when Robert is on the bench he sees a couple things. They were doing a nice job with these things. We have to recognize where the safety was fitting in. I think we did a tremendous job of getting out of the pocket and setting things up again and we got a touchdown by Laron Byrd.”

On QB Jacory Harris

“He was just moving the ball tonight. You know, if somebody’s hot you go with it. Then we went into overtime and he was hot so we just went with it. That’s just the way it is.

“It’s unbelievable what he does, I mean he’s got a knack for it. He knows what his mistakes are, but he knows where things come from. And you look at both of those guys, Robert and Jacory, and they find a way to move out of danger a little bit to buy themselves time for the receivers to get open. I think you just have to have a knack for that.”

On the defense in the second half and overtime

“It was a tremendous adjustment. Coach Young and the defensive staff recognized what they were doing. They were running the football, running a power game and getting kicked out and ended up inside and then our corners would make the plays. I think we adjusted to it and found a way to recognize what they were doing and then we changed a little bit defensively and got them into some good situations to give them plays on the negative side on offense.”

On penalties

“I think it’s just anxiousness. When (Matt) Piphon went in there, it was his first snap and I know what he was thinking, ‘I gotta get my block, I gotta get my block, I gotta get my block,’ and he lost concentration. I think those things as a young team, when they get older you will see those types of things stop happening. Piphon, he’s old but he’s young—it’s really maybe the second game he’s ever played for the University of Miami.”

On how the victory impacts morale

“It’s a tremendous lift to this football team. You can look at this football team and see where we’re going. We’ve accomplished a lot of things but it’s not enough. We have our mind set on moving forward and trying to get this team to where we want to be as a group. And I think you can look at this team and you’re going to say ‘how can they do the things they do.’ It’s come from hard work and dedication to this program by these guys on this football team.”

“This is four games in a row that we’ve won. We haven’t won four games in a row in a while and then you go on the road to a team that’s been on a four-game win streak itself and they’ve been playing tremendous football. They don’t beat themselves. You’ve got to make them play like they did today. They were solid on offense, solid on defense, solid on special teams. You’ve got to make sure you’re playing the best game you can play to give yourself a chance.”

On being on the road

“It’s about time for us to break. We’ve been on the road for about five or six weeks, so it’s about time for us to break. We’re going to take some time off a little bit to recuperate and get back into academics. Our guys are going to study hard and focus on grades more than anything. We’ve got a stretch to go – we have to get back in the weight room and get refreshed and get back strong.”

On bowl eligibility

“These guys aren’t thinking about the bowl – they’re thinking about the next game. Our goal is to win our games—we don’t think about the bowl, we just think about the football game that we have to play and what we have to do as the University of Miami football team.”

Virginia vs. Miami

Nov. 1, 2008

Miami Player Quotes

Freshman QB Jacory Harris

On his role at the end of the game...

“We had like five minutes left. I just knew that we had to play our ball. We just had to protect the ball and do everything the coaches told us. We just had to make plays and do things to get this team get behind us. So I just knew I needed to go out there and make plays and make things happen by using my playmaking skills.”

On how he handled Virginia’s defense and his scrambling for plays

“I didn’t scramble to find open lanes. You just have to get out of the pocket and make a play. I wasn’t expecting anything when I scrambled on that last drive to get us into field goal range. I wasn’t thinking Travis [Benjamin] was going to come back to the ball, but he had good instincts and he came back. I said ‘I gotta squeeze this in there’ and as I was getting hit I just threw it. I didn’t know if he caught it or not.”

On his nerves

“I can’t get nervous because if I get nervous it’s like a compulsion. Our offensive line, receivers and running backs, they can see that. If they look into your eyes and see that you’re scared then they’re going to be scared themselves. If your nervous, just act like you’re not nervous.”

Junior DB Ryan Hill

On the win

“This might have been the most exciting game of my career. This is crazy because we keep changing our position every week. The last couple weeks we were in the position of coming back. It’s been said a lot that we play better when we come back.”

On Miami’s missed tackles

“We missed tackles, definitely in the first half, and that’s not our brand of football. That’s something we definitely need to work on in upcoming games.”

Virginia vs. Miami • Game Notes

Nov. 1, 2008

Former Cavalier baseball player and current Washington National third baseman Ryan Zimmerman raised the Power of Orange flag during today's pregame festivities.

At halftime former Cavaliers John Papit and Tom Scott had their jerseys retired. Papit was a rare fullback who had the speed and quickness to go all the way every time he touched the ball. He earned first-team All-America honors in 1949 when he rushed for 1214 yards. He finished his career in 1950 as the NCAA's and UVa's all-time leading rusher with 3238 yards. Scott was a standout two-way end on some of the leading Cavalier squads in school history from 1950-52. He earned first-team All-America honors in 1952 while helping UVa post an 8-2 record. Individuals recognized in this way will have their jersey retired, but their number will remain active.

Today's loss ends UVa's two-game overtime winning streak. The Cavaliers are now 2-4 all-time in OT contests.

WR Kevin Ogletree's 16-yard TD run was his first rush this season. It also marked the first rushing TD of his career as well as the first rushing touchdown by a UVa WR since Billy McMullen scored from 1-yard out vs. Clemson in 2002.

Ogletree's second reception of the game was the 100th of his career as he became the 14th player in school history to catch at least 100. He is currently tied with Bruce McGonnigal (1987-90) and Tyrone Davis (1991-94) for 11th in school history with 103 receptions.

Ogletree extended his streak to 21 consecutive games with at least one reception, tied as the ninth-longest streak in school history with Billy McMullen (1999-2000). Patrick Jeffers holds the school record with a catch in 31 games in a row from 1993-95.

Ogletree has caught at least two passes in every game in his 21-game streak. That is the second-longest streak with at least two receptions in school history; Billy McMullen had a 25-game streak with at least two receptions from 2000-02.

WR Maurice Covington caught four passes for 54 yards, the fifth game in a row he has caught at least three passes.

TE John Phillips established a career high with seven receptions. It was the most catches by a Cavalier tight end in a game since Jonathan Stupar caught seven vs. Miami in 2006.

Phillips has had some big performances against Miami during his career. In addition to catching a career-high seven passes, he had four catches for 77 yards last season. In 2006 he had the longest catch of his career – a 44 yarder – vs. the Hurricanes.

Phillips now has 42 receptions this season, tied for 12th in ACC history for tight end receptions in a season and tied for second most in UVa history by a tight end. Former Cavalier All-American Heath Miller caught a record 70 passes in 2003 from his tight end position.

Jared Green, a redshirt freshman, recorded his first career TD catch today. He finished with three catches for 25 yards.

DE Alex Field had the first multiple sack game in his career. He finished today's contest with two sacks and now has five for the season.

P Jimmy Howell's 58-yard punt was a career best. His previous long was 54 yards at Duke. Howell finished with a 42.7-yard average on seven punts. That is the best average of his career for a game with more than one punt (he had one punt for 49 yards last week vs. Georgia Tech).

Howell dropped five punts inside the 20-yard line today, the most by a Cavalier punter since Tom Hagan also had five vs. Duke in 2003.

QB Marc Verica threw for 240 yards today, the second-highest total of his career, and the fifth game in a row he passed for at least 200 yards. He is only the third QB in UVa history with at least five 200-yard games in a row. Matt Schaub had six in a row in 2003, while Scott Secules had a five-game streak in 1987.

TB Cedric Peerman rushed for a team-leading 78 yards today and now has a career-high 619 yards. His previous high was 585 yards in six games last season (before he missed the rest of the season with an injury).

Scoring Summary (Final)
2008 University of Virginia Football
Virginia vs Wake Forest (Nov 08, 2008 at Winston-Salem, N.C.)



Virginia (5-5,3-3) vs. Wake Forest (6-3,4-2)

Date: Nov 08, 2008 • Site: Winston-Salem, N.C. • Stadium: BB&T Field

Attendance: 34014

Score by Quarters	1	2	3	4	Total
Virginia	0	3	0	14	17
Wake Forest	14	14	0	0	28

Qtr	Time	Scoring Play	V-H
1st	08:51	WF - Wooster, B 2 yd pass from Skinner, R (Popham, S kick), 11-51 5:05	0 - 7
	02:36	WF - Brown, D 58 yd pass from Skinner, R (Popham, S kick), 3-53 1:28	0 - 14
2nd	13:18	UVA - Robert Randolph 33 yd field goal, 7-57 1:51	3 - 14
	04:29	WF - Pendergrass, B 1 yd run (Popham, S kick), 15-71 8:49	3 - 21
	03:16	WF - Patterson, K 53 yd interception return (Popham, S kick)	3 - 28
4th	13:57	UVA - John Phillips 21 yd pass from Marc Verica (Robert Randolph kick), 4-69 0:56	10 - 28
	08:57	UVA - Kevin Ogletree 5 yd pass from Marc Verica (Robert Randolph kick), 10-65 3:25	17 - 28

Kickoff time: 3:34 pm • End of Game: 6:40 pm • Total elapsed time: 3:06

Officials: Referee: Jack Childress; Umpire: Mark Pellis; Linesman: Tyrone Davis;

Line judge: Richard Misner; Back judge: Virgil Valdez; Field judge: Mike Cullin;

Side judge: Mike Safrit; Scorer: Scott Wortman;

Temperature: 65 • Wind: 6mph • Weather: Sunny and clear

Team Statistics (Final)
2008 University of Virginia Football
Virginia vs Wake Forest (Nov 08, 2008 at Winston-Salem, N.C.)

	UVA	WF
FIRST DOWNS	18	16
Rushing	3	11
Passing	13	4
Penalty	2	1
NET YARDS RUSHING	28	143
Rushing Attempts	17	49
Average Per Rush	1.6	2.9
Rushing Touchdowns	0	1
Yards Gained Rushing	57	177
Yards Lost Rushing	29	34
NET YARDS PASSING	279	130
Completions-Attempts-Int	23-45-3	14-20-0
Average Per Attempt	6.2	6.5
Average Per Completion	12.1	9.3
Passing Touchdowns	2	2
TOTAL OFFENSE YARDS	307	273
Total offense plays	62	69
Average Gain Per Play	5.0	4.0
Fumbles: Number-Lost	1-1	3-1
Penalties: Number-Yards	9-58	8-80
PUNTS-YARDS	6-257	8-371
Average Yards Per Punt	42.8	46.4
Net Yards Per Punt	39.3	43.8
Inside 20	0	3
50+ Yards	2	1
Touchbacks	1	1
Fair catch	1	2
KICKOFFS-YARDS	4-256	5-314
Average Yards Per Kickoff	64.0	62.8
Net Yards Per Kickoff	47.0	39.8
Touchbacks	0	0
Punt returns: Number-Yards-TD	2-1-0	3-1-0
Average Per Return	0.5	0.3
Kickoff returns: Number-Yds-TD	5-115-0	4-68-0
Average Per Return	23.0	17.0
Interceptions: Number-Yds-TD	0-0-0	3-75-1
Fumble Returns: Number-Yds-TD	0-0-0	0-0-0
Miscellaneous Yards	0	0
Possession Time	22:52	37:08
1st Quarter	5:42	9:18
2nd Quarter	5:31	9:29
3rd Quarter	5:26	9:34
4th Quarter	6:13	8:47
Third-Down Conversions	2 of 11	8 of 17
Fourth-Down Conversions	0 of 1	1 of 1
Red-Zone Scores-Chances	2-3	2-3
Sacks By: Number-Yards	3-26	2-13
PAT Kicks	2-2	4-4
Field Goals	1-1	0-0

Individual Statistics (Final)
2008 University of Virginia Football
Virginia vs Wake Forest (Nov 08, 2008 at Winston-Salem, N.C.)

Virginia

Rushing	No.	Gain	Loss	Net	TD	Lg	Avg
Cedric Peerman	12	55	12	43	0	26	3.6
Marc Verica	5	2	17	-15	0	1	-3.0
Totals	17	57	29	28	0	26	1.6

Passing	C-A-I	Yds	TD	Long	Sack
Marc Verica	23-45-3	279	2	43	2
Totals	23-45-3	279	2	43	2

Receiving	No.	Yards	TD	Long
Kevin Ogletree	6	95	1	43
Cary Koch	6	73	0	23
John Phillips	4	43	1	21
M. Covington	3	54	0	30
Cedric Peerman	3	-3	0	1
Kris Burd	1	17	0	17
Totals	23	279	2	43

Punting	No.	Yds	Avg	Long	In20	TB
Jimmy Howell	6	257	42.8	51	0	1
Totals	6	257	42.8	51	0	1

Returns	Punt			Kickoff			Intercept		
	No	Yds	Lg	No	Yds	Lg	No	Yds	Lg
Vic Hall	2	1	1	0	0	0	0	0	0
C. Minnifield	0	0	0	3	73	31	0	0	0
Rodney McLeod	0	0	0	2	42	21	0	0	0
Totals	2	1	1	5	115	31	0	0	0

Field goals	Qtr	Time	Dist	Result
Robert Randolph	2nd	13:18	33 yards	Good

Kickoffs	No.	Yards	Avg	TB	OB
Chris Hinkebein	4	256	64.0	0	0

All-purpose	Run	Rcv	KR	PR	IR	Total
Kevin Ogletree	0	95	0	0	0	95
Cary Koch	0	73	0	0	0	73
C. Minnifield	0	0	73	0	0	73
M. Covington	0	54	0	0	0	54

Wake Forest

Rushing	No.	Gain	Loss	Net	TD	Lg	Avg
Pendergrass, B	27	114	4	110	1	19	4.1
Belton, R	5	22	0	22	0	11	4.4
Rinfrette, M	6	10	0	10	0	3	1.7
Boldin, DJ	2	6	0	6	0	4	3.0
Williams, Marsh	1	5	0	5	0	5	5.0
Washington, CJ	2	4	0	4	0	2	2.0
TEAM	1	0	4	-4	0	0	-4.0
Skinner, R	5	16	26	-10	0	13	-2.0
Totals	49	177	34	143	1	19	2.9

Passing	C-A-I	Yds	TD	Long	Sack
Skinner, R	14-20-0	130	2	58	3
Totals	14-20-0	130	2	58	3

Receiving	No.	Yards	TD	Long
Boldin, DJ	8	39	0	10
Brown, D	1	58	1	58
Brinkman, C	1	15	0	15
Williams, Marsh	1	9	0	9
Rinfrette, M	1	5	0	5
Wooster, B	1	2	1	2
Pendergrass, B	1	2	0	2
Totals	14	130	2	58

Punting	No.	Yds	Avg	Long	In20	TB
Popham, S	8	371	46.4	50	3	1
Totals	8	371	46.4	50	3	1

Returns	Punt			Kickoff			Intercept		
	No	Yds	Lg	No	Yds	Lg	No	Yds	Lg
Smith, A	2	3	1	0	0	0	0	0	0
Harris, K	1	-2	0	0	0	0	0	0	0
Patterson, K	0	0	0	0	0	0	1	53	53
Frye, A	0	0	0	4	68	21	0	0	0
Arnoux, S	0	0	0	0	0	0	1	22	22
Robinson, B	0	0	0	0	0	0	1	0	0
Totals	3	1	1	4	68	21	3	75	53

Field goals	Qtr	Time	Dist	Result
--------------------	------------	-------------	-------------	---------------

Kickoffs	No.	Yards	Avg	TB	OB
Wright, A	5	314	62.8	0	0

All-purpose	Run	Rcv	KR	PR	IR	Total
Pendergrass, B	110	2	0	0	0	112
Frye, A	0	0	68	0	0	68
Brown, D	0	58	0	0	0	58
Patterson, K	0	0	0	0	53	53

FUMBLES: Virginia-Cedric Peerman 1-1. Wake Forest-Smith, A 1-0; Pendergrass, B 1-0; Harris, K 1-1.

Defensive Statistics (Final)
2008 University of Virginia Football
Virginia vs Wake Forest (Nov 08, 2008 at Winston-Salem, N.C.)

##	Virginia	Solo	Ast	Total	Sacks-Yds	TFL-Yds	FF	FR-Yds	Int-Yds	BrUp	Blks	QBH
58	Antonio Appleby	12	1	13	-	1.5-2	-	-	-	-	-	-
54	Jon Copper	5	5	10	1.0-14	1.5-15	-	-	-	-	-	-
94	Matt Conrath	6	1	7	-	-	-	-	-	-	-	-
19	Ras-I Dowling	5	1	6	-	1.0-1	-	-	-	1	-	-
4	Vic Hall	4	2	6	-	1.0-1	1	-	-	-	-	-
96	Nick Jenkins	3	1	4	-	-	-	-	-	-	-	-
93	Alex Field	2	2	4	-	-	-	-	-	-	-	-
22	Byron Glaspy	1	3	4	-	-	-	-	-	-	-	-
45	Denzel Burrell	1	3	4	-	-	-	-	-	-	-	-
51	Clint Sintim	2	1	3	1.0-9	1.0-9	-	-	-	-	-	-
40	Corey Mosley	2	1	3	-	-	-	-	-	-	-	-
44	Raynard Horne	2	0	2	-	-	-	-	-	-	-	-
98	Nate Collins	2	0	2	-	-	-	-	-	-	-	-
49	Darren Childs	0	2	2	-	-	-	-	-	-	-	-
59	J-K Dolce	1	0	1	1.0-3	1.0-3	-	-	-	-	-	-
27	Hall Simmons	1	0	1	-	-	-	-	-	-	-	-
65	B.J. Cabbell	1	0	1	-	-	-	-	-	-	-	-
32	Keith Payne	1	0	1	-	-	-	-	-	-	-	-
90	Jason Fuller	0	1	1	-	-	-	-	-	-	-	-
13	C. Minnifield	0	0	0	-	-	-	-	-	1	-	-
43	Mike Parker	0	0	0	-	-	-	-	-	1	-	-
31	Rashawn Jackson	0	0	0	-	-	-	1-0	-	-	-	-
Totals		51	24	75	3.0-26	7.0-31	1	1-0	0-0	3	0	0

##	Wake Forest	Solo	Ast	Total	Sacks-Yds	TFL-Yds	FF	FR-Yds	Int-Yds	BrUp	Blks	QBH
9	Vaughn, C	7	2	9	-	1.0-1	-	-	-	1	-	-
43	Arnoux, S	2	4	6	-	0.5-1	-	-	1-22	-	-	-
59	Curry, A	4	1	5	-	2.5-6	1	1-0	-	1	-	1
10	Patterson, K	3	2	5	-	-	-	-	1-53	-	-	-
2	Smith, A	3	2	5	-	0.5-2	-	-	-	-	-	-
42	Robinson, M	1	2	3	0.5-1	0.5-1	-	-	-	-	-	2
46	Woodlief, M	0	3	3	-	0.5-0	-	-	-	-	-	-
29	Major, K	2	0	2	-	-	-	-	-	2	-	-
17	Ghee, B	2	0	2	-	-	-	-	-	2	-	-
51	Russell, J	1	1	2	0.5-0	1.5-6	-	-	-	-	-	-
25	Bush, J	1	0	1	-	1.0-3	-	-	-	1	-	-
52	Midgett, D	1	0	1	-	-	-	-	-	-	-	-
98	Malchow, L	1	0	1	-	-	-	-	-	-	-	-
97	Wilber, K	1	0	1	1.0-12	1.0-12	-	-	-	-	-	-
21	Frye, A	1	0	1	-	-	-	-	-	-	-	-
58	Carter, M	1	0	1	-	-	-	-	-	-	-	-
34	Wilson, A	1	0	1	-	-	-	-	-	-	-	-
53	Bechtel, G	0	1	1	-	-	-	-	-	-	-	-
39	McClinic, C	0	1	1	-	-	-	-	-	-	-	-
28	Quarles, C	0	1	1	-	-	-	-	-	-	-	-
56	Haynes, H	0	1	1	-	-	-	-	-	-	-	-
96	Robinson, B	0	1	1	-	-	-	-	1-0	-	-	-
Totals		32	22	54	2.0-13	9.0-32	1	1-0	3-75	7	0	3

Drive Chart (By Team) (Final)
2008 University of Virginia Football
Virginia vs Wake Forest (Nov 08, 2008 at Winston-Salem, N.C.)

Team	Qtr	Drive Started			Drive Ended			Consumed	
		Spot	Time	Obtained	Spot	Time	How lost	Pl - Yds	TOP
UVA	1st	V32	15:00	Kickoff	V33	13:56	Punt	3 - 1	1:04
UVA		V31	08:51	Kickoff	V40	07:32	Fumble	3 - 9	1:19
UVA		V20	06:14	Punt	V16	04:51	Punt	3 - (4)	1:23
UVA		H46	04:51	Fumble	H47	04:04	Interception	2 - (1)	0:47
UVA		V29	02:36	Kickoff	V23	01:36	Punt	3 - (6)	1:00
UVA		V27	00:09	Punt	H16	13:18	*FIELD GOAL	7 - 57	1:51
UVA	2nd	V37	04:29	Kickoff	V36	03:16	Interception	3 - (1)	1:13
UVA		V22	03:16	Kickoff	V49	00:40	Punt	7 - 27	2:36
UVA	3rd	V10	11:17	Punt	V19	09:17	Punt	3 - 9	2:00
UVA		V21	07:13	Punt	H09	03:47	Downs	7 - 70	3:26
UVA	4th	V31	14:53	Punt	H00	13:57	*TOUCHDOWN	4 - 69	0:56
UVA		V35	12:22	Punt	H00	08:57	*TOUCHDOWN	10 - 65	3:25
UVA		V17	06:36	Punt	V23	05:14	Punt	5 - 6	1:22
UVA		V08	02:40	Punt	V24	02:10	Interception	3 - 16	0:30

Virginia	1st Qtr	2nd Qtr	3rd Qtr	4th Qtr	1st Half	2nd Half	Total
Time of possession	05:42	05:31	05:26	06:13	11:13	11:39	22:52
3rd down conversions	0-3	0-3	0-2	2-3	0-6	2-5	2-11
Average field position	V32	V29	V15	V22	V31	V20	V26
4th down conversions	0-0	0-0	0-1	0-0	0-0	0-1	0-1

Team	Qtr	Drive Started			Drive Ended			Consumed	
		Spot	Time	Obtained	Spot	Time	How lost	Pl - Yds	TOP
WF	1st	H49	13:56	Punt	V00	08:51	*TOUCHDOWN	11 - 51	5:05
WF		V40	07:32	Fumble	V47	06:14	Punt	3 - (7)	1:18
WF		H48	00:00	Punt	H46	04:51	Fumble	0 - (2)	0:00
WF		H47	04:04	Interception	V00	02:36	*TOUCHDOWN	3 - 53	1:28
WF		H32	01:36	Punt	H30	00:09	Punt	3 - (2)	1:27
WF	2nd	H29	13:18	Kickoff	V00	04:29	*TOUCHDOWN	15 - 71	8:49
WF		V00	03:16	Interception	V00	03:16	*TOUCHDOWN	0 - 0	0:00
WF		H20	00:40	Punt	H25	00:00	End of half	2 - 5	0:40
WF	3rd	H22	15:00	Kickoff	H42	11:17	Punt	7 - 20	3:43
WF		H30	09:17	Punt	H33	07:13	Punt	3 - 3	2:04
WF		H09	03:47	Downs	H26	14:53	Punt	7 - 17	3:54
WF	4th	H17	13:57	Kickoff	H18	12:22	Punt	3 - 1	1:35
WF		H24	08:57	Kickoff	H33	06:36	Punt	3 - 9	2:21
WF		H39	05:14	Punt	H46	02:40	Punt	5 - 7	2:34
WF		V14	02:10	Interception	V06	00:00	End of half	4 - 8	2:10

Wake Forest	1st Qtr	2nd Qtr	3rd Qtr	4th Qtr	1st Half	2nd Half	Total
Time of possession	09:18	09:29	09:34	08:47	18:47	18:21	37:08
3rd down conversions	3-6	3-3	1-4	1-4	6-9	2-8	8-17
Average field position	H47	H24	H20	H41	H39	H32	H35
4th down conversions	1-1	0-0	0-0	0-0	1-1	0-0	1-1

Drive Chart (By Quarter) (Final)
2008 University of Virginia Football
Virginia vs Wake Forest (Nov 08, 2008 at Winston-Salem, N.C.)

Team	Qtr	Drive Started			Drive Ended			Consumed	
		Spot	Time	Obtained	Spot	Time	How lost	PI - Yds	TOP
UVA	1st	V32	15:00	Kickoff	V33	13:56	Punt	3 - 1	1:04
WF		H49	13:56	Punt	V00	08:51	*TOUCHDOWN	11 - 51	5:05
UVA		V31	08:51	Kickoff	V40	07:32	Fumble	3 - 9	1:19
WF		V40	07:32	Fumble	V47	06:14	Punt	3 - (7)	1:18
UVA		V20	06:14	Punt	V16	04:51	Punt	3 - (4)	1:23
WF		H48	00:00	Punt	H46	04:51	Fumble	0 - (2)	0:00
UVA		H46	04:51	Fumble	H47	04:04	Interception	2 - (1)	0:47
WF		H47	04:04	Interception	V00	02:36	*TOUCHDOWN	3 - 53	1:28
UVA		V29	02:36	Kickoff	V23	01:36	Punt	3 - (6)	1:00
WF		H32	01:36	Punt	H30	00:09	Punt	3 - (2)	1:27
UVA		V27	00:09	Punt	H16	13:18	*FIELD GOAL	7 - 57	1:51
WF	2nd	H29	13:18	Kickoff	V00	04:29	*TOUCHDOWN	15 - 71	8:49
UVA		V37	04:29	Kickoff	V36	03:16	Interception	3 - (1)	1:13
WF		V00	03:16	Interception	V00	03:16	*TOUCHDOWN	0 - 0	0:00
UVA		V22	03:16	Kickoff	V49	00:40	Punt	7 - 27	2:36
WF		H20	00:40	Punt	H25	00:00	End of half	2 - 5	0:40
WF	3rd	H22	15:00	Kickoff	H42	11:17	Punt	7 - 20	3:43
UVA		V10	11:17	Punt	V19	09:17	Punt	3 - 9	2:00
WF		H30	09:17	Punt	H33	07:13	Punt	3 - 3	2:04
UVA		V21	07:13	Punt	H09	03:47	Downs	7 - 70	3:26
WF		H09	03:47	Downs	H26	14:53	Punt	7 - 17	3:54
UVA	4th	V31	14:53	Punt	H00	13:57	*TOUCHDOWN	4 - 69	0:56
WF		H17	13:57	Kickoff	H18	12:22	Punt	3 - 1	1:35
UVA		V35	12:22	Punt	H00	08:57	*TOUCHDOWN	10 - 65	3:25
WF		H24	08:57	Kickoff	H33	06:36	Punt	3 - 9	2:21
UVA		V17	06:36	Punt	V23	05:14	Punt	5 - 6	1:22
WF		H39	05:14	Punt	H46	02:40	Punt	5 - 7	2:34
UVA		V08	02:40	Punt	V24	02:10	Interception	3 - 16	0:30
WF		V14	02:10	Interception	V06	00:00	End of half	4 - 8	2:10

Participation Report (Final)
2008 University of Virginia Football
Virginia vs Wake Forest (Nov 08, 2008 at Winston-Salem, N.C.)

Virginia

Pos	##	OFFENSE
WR	20	Kevin Ogletree
LT	75	Eugene Monroe
LG	63	Austin Pasztor
C	64	Jack Shields
RG	65	B.J. Cabbell
RT	61	Will Barker
TE	85	John Phillips
QB	6	Marc Verica
TB	37	Cedric Peerman
WR	26	Cary Koch
WR	80	M. Covington

Pos	##	DEFENSE
DE	93	Alex Field
NT	96	Nick Jenkins
DE	94	Matt Conrath
OLB	51	Clint Sintim
ILB	54	Jon Copper
ILB	58	Antonio Appleby
OLB	45	Denzel Burrell
CB	4	Vic Hall
S	22	Byron Glaspy
CB	19	Ras-I Dowling
S	40	Corey Mosley

Wake Forest

Pos	##	OFFENSE
QB	11	Skinner, R
TB	22	Pendergrass, B
FB	44	Rinfrette, M
WR	88	Brinkman, C
WR	4	Boldin, DJ
TE	85	Wooster, B
LT	76	Birdsong, J
LG	78	Looney, J
C	72	Nenon, R
RG	61	McMillin, B
RT	64	Griffin, J

Pos	##	DEFENSE
DE	42	Robinson, M
NG	96	Robinson, B
DT	51	Russell, J
DE	97	Wilber, K
SLB	59	Curry, A
MLB	43	Arnoux, S
WLB	39	McClinic, C
CB	2	Smith, A
CB	17	Ghee, B
FS	9	Vaughn, C
SS	10	Patterson, K

Virginia: 1-Trey Womack, 2C-Rodney McLeod, 3R-Robert Randolph, 8-Jimmy Howell, 9R-Crutcher Reiss, 11-Chris Hinkebein, 13-C. Minnifield, 15-Scott Deke, 17-Brandon Woods, 18-Kris Burd, 27-Hall Simmons, 31-Rashawn Jackson, 32-Keith Payne, 34-Matt Leemhuis, 43-Mike Parker, 44-Raynard Horne, 49-Darren Childs, 50-T. Fells-Danzer, 59-J-K Dolce, 66-Danny Aiken, 74-P. Slebonick, 76-Zak Stair, 81-Dontrelle Inman, 83-Joe Torchia, 84-Jared Green, 87-Andrew Devlin, 90-Jason Fuller, 95-Kevin Crawford, 98-Nate Collins.

Wake Forest: 1B-Popham, S, 2A-Wright, A, 3-Brown, D, 5-Williams, Marc, 7-Williams, J, 8-Williams, Marsh, 14-Washington, CJ, 15-McManus, R, 21-Frye, A, 23-Harris, K, 25-Bush, J, 26-Jones, J, 28-Quarles, C, 29-Major, K, 30-Stamper, J, 34-Wilson, A, 35-Belton, R, 37-Petit-Jean, J, 46-Woodlief, M, 52-Midgett, D, 53-Bechtel, G, 55-Dorty, T, 56-Haynes, H, 57-Orange, G, 58-Carter, M, 62-Weaver, D, 69-Godfrey, D, 75-Hoag, M, 80-Parker, A, 93-Davis, A, 98-Malchow, L, 99-Lockett, M.

Play-by-Play Summary (1st quarter)

Virginia vs Wake Forest (Nov 08, 2008 at Winston-Salem, N.C.)

Wake Forest captains are #4 D.J. Boldin and #59 Aaron Curry.

Virginia captains are #4 Hall, #37 Peerman, #51 Sintim, #85 Phillips.

Wake Forest wins the toss and defers.

Virginia will receive the kickoff and defend the South goal.

- 1-10 UVA 30 WF ball on WF30.
 Wright, A kickoff 59 yards to the UVA11, Rodney McLeod return 21 yards to the UVA32 (Malchow, L).
- 1-10 UVA 32 Marc Verica rush quarterback draw for 1 yard to the UVA33 (Vaughn, C).
- 2-9 UVA 33 Marc Verica middle pass incomplete to Cedric Peerman, dropped pass.
- 3-9 UVA 33 Marc Verica crossing pass incomplete to Cedric Peerman.
- 4-9 UVA 33 QB hurry by Robinson, M.
- 4-9 UVA 33 Jimmy Howell punt 34 yards to the WF33, Smith, A return 1 yards to the WF34 (Raynard Home), PENALTY UVA personal foul (Keith Payne) 15 yards to the WF49, 1st and 10, WF ball on WF49.

3 plays, 1 yard, 1:04

WAKE FOREST drive start at 13:56.

- 1-10 WF 49 Pendergrass, B rush up middle for 2 yards to the UVA49 (Alex Field).
- 2-8 UVA 49 Skinner, R sideline pass incomplete to Boldin, DJ (Ras-I Dowling).
- 3-8 UVA 49 PENALTY UVA offside (Kevin Crawford) 5 yards to the UVA44.
- 3-3 UVA 44 Pendergrass, B rush over left guard for 12 yards to the UVA32, 1ST DOWN WF (Corey Mosley;Byron Glaspy). R1
- 1-10 UVA 32 Pendergrass, B rush right for 3 yards to the UVA29 (Jon Copper;Byron Glaspy).
- 2-7 UVA 29 Pendergrass, B rush up middle for 3 yards to the UVA26 (Antonio Appleby).
- 3-4 UVA 26 Skinner, R screen pass complete to Boldin, DJ for 3 yards to the UVA23 (Antonio Appleby).
- 4-1 UVA 23 Skinner, R rush quarterback sneak for 3 yards to the UVA20, 1ST DOWN WF (Nick Jenkins). R2
- 1-10 UVA 20 Skinner, R sideline pass complete to Brinkman, C for 15 yards to the UVA5, 1ST DOWN WF, out-of-bounds (Ras-I Dowling). P3
- 1-G UVA 05 Pendergrass, B rush over left guard for 3 yards to the UVA2 (Antonio Appleby).
- 2-G UVA 02 Rinfrette, M rush up middle for no gain to the UVA2 (Nate Collins).
- 3-G UVA 02 Skinner, R crossing pass complete to Wooster, B for 2 yards to the UVA0, TOUCHDOWN, clock 08:51.
- 1-G UVA 03 Popham, S kick attempt good.

Wake Forest 7, Virginia 0

11 plays, 51 yards, 5:05

Wright, A kickoff 70 yards to the UVA0, C. Minnifield return 31 yards to the UVA31 (Midgett, D).

VIRGINIA drive start at 08:51.

- 1-10 UVA 31 Cedric Peerman rush right for 11 yards to the UVA42, 1ST DOWN UVA, out-of-bounds (Wilson, A). R1
- 1-10 UVA 42 Cedric Peerman rush up middle for 8 yards to the 50 yardline (Patterson, K).
- 2-2 UVA 50 PENALTY UVA false start (Eugene Monroe) 5 yards to the UVA45.
- 2-7 UVA 45 Cedric Peerman rush right for loss of 3 yards to the UVA42, fumble forced by Curry, A, fumble by Cedric Peerman recovered by WF Curry, A at UVA40.

3 plays, 9 yards, 1:19

WAKE FOREST drive start at 07:32.

- 1-10 UVA 40 Skinner, R FT pass complete to Boldin, DJ for 3 yards to the UVA37, out-of-bounds (Antonio Appleby).
- 2-7 UVA 37 Boldin, DJ rush reverse for loss of 3 yards to the UVA40 (Jon Copper), PENALTY WF clipping (Rinfrette, M) 15 yards to the WF48, NO PLAY.
- 2-22 WF 48 Skinner, R middle pass complete to Rinfrette, M for 5 yards to the UVA47 (Antonio Appleby).
- 3-17 UVA 47 Skinner, R middle pass incomplete to Williams, Marsh (C. Minnifield).
- 4-17 UVA 47 Popham, S punt 47 yards to the UVA0, touchback.

3 plays, minus 7 yards, 1:18

VIRGINIA drive start at 06:14.

- 1-10 UVA 20 Marc Verica sideline pass incomplete to M. Covington (Ghee, B).
- 2-10 UVA 20 Cedric Peerman rush up middle for 1 yard to the UVA21 (Robinson, B;Robinson, M).
- 3-9 UVA 21 PENALTY UVA false start (Eugene Monroe) 5 yards to the UVA16.
- 3-14 UVA 16 Marc Verica deep in pass incomplete to Kevin Ogletree.
- 4-14 UVA 16 Jimmy Howell punt 36 yards to the WF48, Harris, K return 0 yards to the WF48, fumble by Harris, K recovered by UVA Rashawn Jackson at WF46.

3 plays, minus 4 yards, 1:23

VIRGINIA drive start at 04:51.

- 1-10 WF 46 Marc Verica pass complete to John Phillips for loss of 1 yard to the WF47 (Vaughn, C).
- 2-11 WF 47 Marc Verica pass intercepted by Robinson, B at the WF47, Robinson, B return 0 yards to the WF47, QB hurry by Curry, A.

2 plays, minus 1 yard, 0:47

WAKE FOREST drive start at 04:04.

- 1-10 WF 47 Skinner, R FT pass complete to Boldin, DJ for 5 yards to the UVA48 (Ras-I Dowling).

Play-by-Play Summary (1st quarter)

Virginia vs Wake Forest (Nov 08, 2008 at Winston-Salem, N.C.)

- 2-5 UVA 48 Pendergrass, B rush up middle for loss of 2 yards to the 50 yardline (Jon Copper;Matt Conrath), PENALTY WF holding (Looney, J) 10 yards to the WF42, NO PLAY.
- 2-15 WF 42 Pendergrass, B rush left for no gain to the WF42 (Darren Childs;Vic Hall), PENALTY WF holding declined.
- 3-15 WF 42 Skinner, R deep out pass complete to Brown, D for 58 yards to the UVA0, 1ST DOWN WF, TOUCHDOWN, clock 02:36. P4
- 1-G UVA 03 Popham, S kick attempt good.

Wake Forest 14, Virginia 0

3 plays, 53 yards, 1:28

Wright, A kickoff 62 yards to the UVA8, Rodney McLeod return 21 yards to the UVA29, out-of-bounds (Major, K).

VIRGINIA drive start at 02:36.

- 1-10 UVA 29 Marc Verica FT pass complete to Cedric Peerman for loss of 1 yard to the UVA28 (Curry, A).
- 2-11 UVA 28 Marc Verica sideline pass incomplete to John Phillips.
- 3-11 UVA 28 PENALTY UVA false start (Will Barker) 5 yards to the UVA23.
- 3-16 UVA 23 Marc Verica middle pass incomplete to Cary Koch (Curry, A).
- 4-16 UVA 23 Jimmy Howell punt 47 yards to the WF30, Smith, A return 0 yards to the WF30, fumble by Smith, A recovered by WF TEAM at WF32.

3 plays, minus 6 yards, 1:00

WAKE FOREST drive start at 01:36, WF ball on WF32.

- 1-10 WF 32 Skinner, R sideline pass incomplete to Williams, Marsh.
- 2-10 WF 32 Rinfrette, M rush up middle for 3 yards to the WF35 (Antonio Appleby).
- 3-7 WF 35 Skinner, R crossing pass complete to Williams, Marsh for 21 yards to the UVA44 (Corey Mosley), PENALTY WF ineligible downfield on pass (Parker, A) 5 yards to the WF30, NO PLAY.
- 3-12 WF 30 Skinner, R sideline pass incomplete to Williams, Marsh.
- 4-12 WF 30 Popham, S punt 44 yards to the UVA26, Vic Hall return 1 yards to the UVA27, out-of-bounds (Vaughn, C;Bechtel, G).

3 plays, minus 2 yards, 1:27

VIRGINIA drive start at 00:09.

- 1-10 UVA 27 Cedric Peerman rush right for no gain to the UVA27 (Smith, A;Woodlief, M).

END OF 1st QUARTER: Wake Forest 14, Virginia 0

Quarter Summary	Score	Time Poss	1st Downs				Conversions		Rushing	Passing	Penalties
			R	P	X	T	3rd	4th			
Virginia	0	05:42	1	0	0	1	0-3	0-0	6-16	2-9-1-(-2)	5-35
Wake Forest	14	09:18	2	2	0	4	3-6	1-1	9-29	7-11-0-91	3-30

Quickie Statistics (1st quarter)
Virginia vs Wake Forest (Nov 08, 2008 at Winston-Salem, N.C.)

	UVA	WF
Score	0	14
FIRST DOWNS	1	4
RUSHES-YARDS (NET)	6-16	9-29
PASSING YDS (NET)	-2	91
Passes Att-Comp-Int	9-2-1	11-7-0
TOTAL OFFENSE PLAYS-YARDS	15-14	20-120
Fumble Returns-Yards	0-0	0-0
Punt Returns-Yards	1-1	3-1
Kickoff Returns-Yards	3-73	0-0
Interception Returns-Yards	0-0	1-0
Punts (Number-Avg)	3-39.0	2-45.5
Fumbles-Lost	1-1	2-1
Penalties-Yards	5-35	3-30
Possession Time	05:42	09:18
Third-Down Conversions	0 of 3	3 of 6
Fourth-Down Conversions	0 of 0	1 of 1

Virginia

Rushing	No.	Gain	Loss	Net	TD	Lg	Avg
Cedric Peerman	5	20	5	15	0	11	3.0
Marc Verica	1	1	0	1	0	1	1.0

Passing	C-A-I	Yds	TD	Long	Sack
Marc Verica	2-9-1	-2	0	0	0

Receiving	No.	Yards	TD	Long
John Phillips	1	-1	0	0
Cedric Peerman	1	-1	0	0

Punting	No.	Yds	Avg	Long	In20	TB
Jimmy Howell	3	117	39.0	47	0	0

Punt Returns	No.	Yards	TD	Long
Vic Hall	1	1	0	1

Kick Returns	No.	Yards	TD	Long
Rodney McLeod	2	42	0	21
C. Minnifield	1	31	0	31

Tackles	UA-A	Total	Sacks	TFL
Antonio Appleby	6-0	6	0.0	0.0
Ras-I Dowling	2-0	2	0.0	0.0
Byron Glaspy	0-2	2	0.0	0.0
Nick Jenkins	1-0	1	0.0	0.0

Wake Forest

Rushing	No.	Gain	Loss	Net	TD	Lg	Avg
Pendergrass, B	6	23	0	23	0	12	3.8
Skinner, R	1	3	0	3	0	3	3.0
Rinfrette, M	2	3	0	3	0	3	1.5

Passing	C-A-I	Yds	TD	Long	Sack
Skinner, R	7-11-0	91	2	58	0

Receiving	No.	Yards	TD	Long
Boldin, DJ	3	11	0	5
Brown, D	1	58	1	58
Brinkman, C	1	15	0	15
Rinfrette, M	1	5	0	5

Punting	No.	Yds	Avg	Long	In20	TB
Popham, S	2	91	45.5	47	0	1

Punt Returns	No.	Yards	TD	Long
Smith, A	2	3	0	1
Harris, K	1	-2	0	0

Kick Returns	No.	Yards	TD	Long
---------------------	-----	-------	----	------

Tackles	UA-A	Total	Sacks	TFL
Vaughn, C	2-1	3	0.0	1.0
Curry, A	2-0	2	0.0	2.0
Wilson, A	1-0	1	0.0	0.0
Patterson, K	1-0	1	0.0	0.0

Qtr	Time	Scoring Play	V-H
1st	08:51	WF - Wooster, B 2 yd pass from Skinner, R (Popham, S kick), 11-51 5:05	0 - 7
	02:36	WF - Brown, D 58 yd pass from Skinner, R (Popham, S kick), 3-53 1:28	0 - 14

Play-by-Play Summary (2nd quarter)

Virginia vs Wake Forest (Nov 08, 2008 at Winston-Salem, N.C.)

2-10	UVA 27	Start of 2nd quarter, clock 15:00.	
2-10	UVA 27	Cedric Peerman rush left for 26 yards to the WF47, 1ST DOWN UVA (Vaughn, C), PENALTY WF personal foul (Vaughn, C) 15 yards to the WF32, 1ST DOWN UVA.	X3
1-10	WF 32	1st and 10.	
1-10	WF 32	Marc Verica crossing pass complete to Kris Burd for 17 yards to the WF15, 1ST DOWN UVA (Patterson, K).	P4
1-10	WF 15	Marc Verica sacked for loss of 1 yard to the WF16 (Robinson, M;Russell, J).	
2-11	WF 16	Marc Verica deep out pass incomplete to Cary Koch.	
3-11	WF 16	Marc Verica crossing pass incomplete to Jared Green (Major, K).	
4-11	WF 16	Robert Randolph field goal attempt from 33 GOOD, clock 13:18.	

Wake Forest 14, Virginia 3

7 plays, 57 yards, 1:51

Chris Hinkebein kickoff 62 yards to the WF8, Frye, A return 21 yards to the WF29 (Vic Hall).

WAKE FOREST drive start at 13:18.

1-10	WF 29	Pendergrass, B rush right for 5 yards to the WF34 (Ras-I Dowling;Jon Copper).	
2-5	WF 34	Skinner, R FT pass complete to Boldin, DJ for loss of 1 yard to the WF33, out-of-bounds (Ras-I Dowling).	
3-6	WF 33	Pendergrass, B rush draw play for 7 yards to the WF40, 1ST DOWN WF (Jon Copper).	R5
1-10	WF 40	Pendergrass, B rush up middle for 15 yards to the UVA45, 1ST DOWN WF (Corey Mosley).	R6
1-10	UVA 45	Williams, Marsh rush right for 5 yards to the UVA40 (Ras-I Dowling).	
2-5	UVA 40	Pendergrass, B rush up middle for 3 yards to the UVA37 (Matt Conrath).	
3-2	UVA 37	Boldin, DJ rush right for 4 yards to the UVA33, 1ST DOWN WF, out-of-bounds (Vic Hall).	R7
1-10	UVA 33	Pendergrass, B rush up middle for 3 yards to the UVA30 (Nick Jenkins).	
2-7	UVA 30	Pendergrass, B rush left for 5 yards to the UVA25 (Nate Collins).	
3-2	UVA 25	Skinner, R screen pass complete to Pendergrass, B for 2 yards to the UVA23, 1ST DOWN WF (Clint Sintim).	P8
1-10	UVA 23	PENALTY WF false start (Griffin, J) 5 yards to the UVA28.	
1-15	UVA 28	Pendergrass, B rush left for 19 yards to the UVA9, 1ST DOWN WF (Clint Sintim;Byron Glaspy).	R9
1-G	UVA 09	Washington, CJ rush up middle for 2 yards to the UVA7 (Jon Copper).	
2-G	UVA 07	Washington, CJ rush right for 2 yards to the UVA5 (Jon Copper).	
3-G	UVA 05	Skinner, R crossing pass incomplete to Wooster, B, PENALTY UVA pass interference (Corey Mosley) 3 yards to the UVA2, 1ST DOWN WF, NO PLAY.	X10
1-G	UVA 02	Pendergrass, B rush right for 1 yard to the UVA1 (Jason Fuller;Alex Field).	
2-G	UVA 01	Pendergrass, B rush over right tackle for 1 yard to the UVA0, TOUCHDOWN, clock 04:29.	
1-G	UVA 03	Popham, S kick attempt good.	

Wake Forest 21, Virginia 3

15 plays, 71 yards, 8:49

Wright, A kickoff 55 yards to the UVA15, C. Minnifield return 22 yards to the UVA37 (Major, K).

VIRGINIA drive start at 04:29.

1-10	UVA 37	PENALTY WF offside (Wright, A) 5 yards to the UVA42.	
1-5	UVA 42	1st and 10.	
1-10	UVA 42	Marc Verica sideline pass incomplete to John Phillips.	
2-10	UVA 42	QB hurry by Robinson, M.	
2-10	UVA 42	Cedric Peerman rush left for loss of 6 yards to the UVA36 (Russell, J).	
3-16	UVA 36	Marc Verica middle pass intercepted by Patterson, K at the WF47, Patterson, K return 53 yards to the UVA0, TOUCHDOWN, clock 03:16.	
		<i>3 plays, minus 1 yard, 1:13</i>	
1-G	UVA 03	Popham, S kick attempt good.	

Wake Forest 28, Virginia 3

Wright, A kickoff 68 yards to the UVA2, C. Minnifield return 20 yards to the UVA22 (Quarles, C;Woodlief, M).

VIRGINIA drive start at 03:16.

1-10	UVA 22	Marc Verica CU pass complete to Kevin Ogletree for 6 yards to the UVA28 (Smith, A).	
2-4	UVA 28	Cedric Peerman rush right for 5 yards to the UVA33, 1ST DOWN UVA (Carter, M).	R5
1-10	UVA 33	Marc Verica middle pass incomplete to John Phillips.	
2-10	UVA 33	Marc Verica crossing pass complete to Kevin Ogletree for 12 yards to the UVA45, 1ST DOWN UVA (Smith, A).	P6
1-10	UVA 45	PENALTY UVA false start (M. Covington) 5 yards to the UVA40.	
1-15	UVA 40	Marc Verica crossing pass complete to M. Covington for 6 yards to the UVA46 (Vaughn, C).	
2-9	UVA 46	Marc Verica crossing pass complete to Cary Koch for 3 yards to the UVA49 (Curry, A).	
3-6	UVA 49	Marc Verica deep in pass incomplete to Cary Koch (Ghee, B).	
4-6	UVA 49	Jimmy Howell punt 51 yards to the WF0, touchback.	

7 plays, 27 yards, 2:36

WAKE FOREST drive start at 00:40.

1-10	WF 20	Pendergrass, B rush up middle for 2 yards to the WF22 (Matt Conrath).	
2-8	WF 22	Rinfrette, M rush over left guard for 3 yards to the WF25 (Denzel Burrell;Vic Hall).	

Play-by-Play Summary (2nd quarter)
Virginia vs Wake Forest (Nov 08, 2008 at Winston-Salem, N.C.)

End of half, clock 00:00.

2 plays, 5 yards, 0:40

END OF 2nd QUARTER: Wake Forest 28, Virginia 3

Quarter Summary	Score	Time Poss	1st Downs				Conversions		Rushing	Passing	Penalties
			R	P	X	T	3rd	4th			
Virginia	3	05:31	2	2	1	5	0-3	0-0	4-24	5-11-1-44	2-8
Wake Forest	14	09:29	4	1	1	6	3-3	0-0	15-77	2-2-0-1	3-25

Quickie Statistics (Halftime)
Virginia vs Wake Forest (Nov 08, 2008 at Winston-Salem, N.C.)

	UVA	WF
Score	3	28
FIRST DOWNS	6	10
RUSHES-YARDS (NET)	10-40	24-106
PASSING YDS (NET)	42	92
Passes Att-Comp-Int	20-7-2	13-9-0
TOTAL OFFENSE PLAYS-YARDS	30-82	37-198
Fumble Returns-Yards	0-0	0-0
Punt Returns-Yards	1-1	3-1
Kickoff Returns-Yards	5-115	1-21
Interception Returns-Yards	0-0	2-53
Punts (Number-Avg)	4-42.0	2-45.5
Fumbles-Lost	1-1	2-1
Penalties-Yards	7-43	6-55
Possession Time	11:13	18:47
Third-Down Conversions	0 of 6	6 of 9
Fourth-Down Conversions	0 of 0	1 of 1

Virginia

Rushing	No.	Gain	Loss	Net	TD	Lg	Avg
Cedric Peerman	8	51	11	40	0	26	5.0
Marc Verica	2	1	1	0	0	1	0.0

Passing	C-A-I	Yds	TD	Long	Sack
Marc Verica	7-20-2	42	0	17	1

Receiving	No.	Yards	TD	Long
Kevin Ogletree	2	18	0	12
Kris Burd	1	17	0	17
M. Covington	1	6	0	6
Cary Koch	1	3	0	3

Punting	No.	Yds	Avg	Long	In20	TB
Jimmy Howell	4	168	42.0	51	0	1

Punt Returns	No.	Yards	TD	Long
Vic Hall	1	1	0	1

Kick Returns	No.	Yards	TD	Long
C. Minnifield	3	73	0	31
Rodney McLeod	2	42	0	21

Tackles	UA-A	Total	Sacks	TFL
Antonio Appleby	6-0	6	0.0	0.0
Ras-I Dowling	4-1	5	0.0	1.0
Jon Copper	3-2	5	0.0	0.0
Vic Hall	2-2	4	0.0	0.0

Wake Forest

Rushing	No.	Gain	Loss	Net	TD	Lg	Avg
Pendergrass, B	16	84	0	84	1	19	5.2
Rinfrette, M	3	6	0	6	0	3	2.0
Williams, Marsh	1	5	0	5	0	5	5.0
Boldin, DJ	1	4	0	4	0	4	4.0

Passing	C-A-I	Yds	TD	Long	Sack
Skinner, R	9-13-0	92	2	58	0

Receiving	No.	Yards	TD	Long
Boldin, DJ	4	10	0	5
Brown, D	1	58	1	58
Brinkman, C	1	15	0	15
Rinfrette, M	1	5	0	5

Punting	No.	Yds	Avg	Long	In20	TB
Popham, S	2	91	45.5	47	0	1

Punt Returns	No.	Yards	TD	Long
Smith, A	2	3	0	1
Harris, K	1	-2	0	0

Kick Returns	No.	Yards	TD	Long
Frye, A	1	21	0	21

Tackles	UA-A	Total	Sacks	TFL
Vaughn, C	4-1	5	0.0	1.0
Curry, A	3-0	3	0.0	2.0
Smith, A	2-1	3	0.0	0.0
Major, K	2-0	2	0.0	0.0

Qtr	Time	Scoring Play	V-H
1st	08:51	WF - Wooster, B 2 yd pass from Skinner, R (Popham, S kick), 11-51 5:05	0 - 7
	02:36	WF - Brown, D 58 yd pass from Skinner, R (Popham, S kick), 3-53 1:28	0 - 14
2nd	13:18	UVA - Robert Randolph 33 yd field goal, 7-57 1:51	3 - 14
	04:29	WF - Pendergrass, B 1 yd run (Popham, S kick), 15-71 8:49	3 - 21
	03:16	WF - Patterson, K 53 yd interception return (Popham, S kick)	3 - 28

Play-by-Play Summary (3rd quarter)

Virginia vs Wake Forest (Nov 08, 2008 at Winston-Salem, N.C.)

Start of 3rd quarter, clock 15:00.

3-5 WF 25 UVA ball on UVA30.

Wake Forest will receive and defend the South goal.

Chris Hinkebein kickoff 68 yards to the WF2, Frye, A return 20 yards to the WF22 (Raynard Horne).

WAKE FOREST drive start at 15:00.

1-10 WF 22 Skinner, R sideline pass complete to Williams, Marsh for 9 yards to the WF31, out-of-bounds.
 2-1 WF 31 Rinfrette, M rush over right tackle for no gain to the WF31 (Alex Field).
 3-1 WF 31 Rinfrette, M rush up middle for 2 yards to the WF33, 1ST DOWN WF (Matt Conrath;Denzel Burrell). R11
 1-10 WF 33 Skinner, R rush right for 13 yards to the WF46, 1ST DOWN WF, out-of-bounds. R12
 1-10 WF 46 Pendergrass, B rush right for loss of 1 yard to the WF45 (Antonio Appleby).
 2-11 WF 45 Skinner, R TA pass incomplete to Williams, Marsh.
 3-11 WF 45 Skinner, R sacked for loss of 3 yards to the WF42 (J-K Dolce).
 4-14 WF 42 Popham, S punt 48 yards to the UVA10, downed.

7 plays, 20 yards, 3:43

VIRGINIA drive start at 11:17.

1-10 UVA 10 Marc Verica FT pass complete to Cary Koch for 5 yards to the UVA15 (Ghee, B).
 2-5 UVA 15 Cedric Peerman rush right for 4 yards to the UVA19 (Vaughn, C).
 3-1 UVA 19 Cedric Peerman rush left for no gain to the UVA19 (Patterson, K).
 4-1 UVA 19 Jimmy Howell punt 51 yards to the WF30, fair catch by Smith, A.

3 plays, 9 yards, 2:00

WAKE FOREST drive start at 09:17.

1-10 WF 30 Pendergrass, B rush right for 1 yard to the WF31 (Antonio Appleby).
 2-9 WF 31 Skinner, R pass complete to Boldin, DJ for 4 yards to the WF35 (Antonio Appleby).
 3-5 WF 35 Pendergrass, B rush draw play for loss of 2 yards to the WF33 (Jon Copper;Antonio Appleby).
 4-7 WF 33 Popham, S punt 46 yards to the UVA21, downed.

3 plays, 3 yards, 2:04

VIRGINIA drive start at 07:13.

1-10 UVA 21 Marc Verica middle pass complete to Cary Koch for 17 yards to the UVA38, 1ST DOWN UVA (Curry, A). P7
 1-10 UVA 38 Marc Verica flag pass complete to Cary Koch for 23 yards to the WF39, 1ST DOWN UVA (Arnoux, S). P8
 1-10 WF 39 PENALTY UVA false start (John Phillips) 5 yards to the WF44.
 1-15 WF 44 Marc Verica deep out pass complete to Kevin Ogletree for 43 yards to the WF1, 1ST DOWN UVA (Smith, A). P9
 1-G WF 01 Cedric Peerman rush over right tackle for loss of 1 yard to the WF2 (Arnoux, S;Woodlief, M).
 2-G WF 02 Cedric Peerman rush left for no gain to the WF2 (McClinic, C;Arnoux, S).
 3-G WF 02 Marc Verica rush quarterback draw for loss of 4 yards to the WF6 (Curry, A;Smith, A).
 4-G WF 06 Marc Verica crossing pass complete to Cedric Peerman for loss of 3 yards to the WF9 (Bush, J).

7 plays, 70 yards, 3:26

WAKE FOREST drive start at 03:47.

1-10 WF 09 Belton, R rush up middle for 11 yards to the WF20, 1ST DOWN WF (Corey Mosley). R13
 1-10 WF 20 Belton, R rush right for 4 yards to the WF24 (Denzel Burrell).
 2-6 WF 24 Pendergrass, B rush up middle for 11 yards to the WF35, 1ST DOWN WF (Vic Hall). R14
 1-10 WF 35 Pendergrass, B rush over right guard for 5 yards to the WF40 (Nick Jenkins;Darren Childs).
 2-5 WF 40 Belton, R rush up middle for 3 yards to the WF43 (Antonio Appleby).
 3-2 WF 43 Boldin, DJ rush reverse for 2 yards to the WF45 (Byron Glaspy), PENALTY WF holding (Wooster, B) 10 yards to the WF35.
 3-10 WF 35 3rd and 10.
 3-10 WF 35 Skinner, R sacked for loss of 9 yards to the WF26 (Clint Sintim).

END OF 3rd QUARTER: Wake Forest 28, Virginia 3

Quarter Summary	Score	Time Poss	1st Downs				Conversions		Rushing	Passing	Penalties
			R	P	X	T	3rd	4th			
Virginia	0	05:26	0	3	0	3	0-2	0-1	5-(-1)	5-5-0-85	1-5
Wake Forest	0	09:34	4	0	0	4	1-3	0-0	14-37	2-3-0-13	1-10

Quickie Statistics (3rd quarter)
Virginia vs Wake Forest (Nov 08, 2008 at Winston-Salem, N.C.)

	UVA	WF
Score	3	28
FIRST DOWNS	9	14
RUSHES-YARDS (NET)	15-39	38-143
PASSING YDS (NET)	127	105
Passes Att-Comp-Int	25-12-2	16-11-0
TOTAL OFFENSE PLAYS-YARDS	40-166	54-248
Fumble Returns-Yards	0-0	0-0
Punt Returns-Yards	1-1	3-1
Kickoff Returns-Yards	5-115	2-41
Interception Returns-Yards	0-0	2-53
Punts (Number-Avg)	5-43.8	4-46.2
Fumbles-Lost	1-1	2-1
Penalties-Yards	8-48	7-65
Possession Time	16:39	28:21
Third-Down Conversions	0 of 8	7 of 13
Fourth-Down Conversions	0 of 1	1 of 1

Virginia

Rushing	No.	Gain	Loss	Net	TD	Lg	Avg
Cedric Peerman	12	55	12	43	0	26	3.6
Marc Verica	3	1	5	-4	0	1	-1.3

Passing	C-A-I	Yds	TD	Long	Sack
Marc Verica	12-25-2	127	0	43	1

Receiving	No.	Yards	TD	Long
Cary Koch	4	48	0	23
Kevin Ogletree	3	61	0	43
Cedric Peerman	2	-4	0	0
Kris Burd	1	17	0	17

Punting	No.	Yds	Avg	Long	In20	TB
Jimmy Howell	5	219	43.8	51	0	1

Punt Returns	No.	Yards	TD	Long
Vic Hall	1	1	0	1

Kick Returns	No.	Yards	TD	Long
C. Minnifield	3	73	0	31
Rodney McLeod	2	42	0	21

Tackles	UA-A	Total	Sacks	TFL
Antonio Appleby	10-1	11	0.0	2.0
Jon Copper	3-3	6	0.0	1.0
Ras-I Dowling	4-1	5	0.0	1.0
Vic Hall	3-2	5	0.0	0.0

Wake Forest

Rushing	No.	Gain	Loss	Net	TD	Lg	Avg
Pendergrass, B	21	101	3	98	1	19	4.7
Belton, R	3	18	0	18	0	11	6.0
Rinfrette, M	5	8	0	8	0	3	1.6
Boldin, DJ	2	6	0	6	0	4	3.0

Passing	C-A-I	Yds	TD	Long	Sack
Skinner, R	11-16-0	105	2	58	2

Receiving	No.	Yards	TD	Long
Boldin, DJ	5	14	0	5
Brown, D	1	58	1	58
Brinkman, C	1	15	0	15
Williams, Marsh	1	9	0	9

Punting	No.	Yds	Avg	Long	In20	TB
Popham, S	4	185	46.2	48	1	1

Punt Returns	No.	Yards	TD	Long
Smith, A	2	3	0	1
Harris, K	1	-2	0	0

Kick Returns	No.	Yards	TD	Long
Frye, A	2	41	0	21

Tackles	UA-A	Total	Sacks	TFL
Vaughn, C	5-1	6	0.0	1.0
Curry, A	4-1	5	0.0	3.0
Smith, A	3-2	5	0.0	1.0
Patterson, K	3-0	3	0.0	0.0

Qtr	Time	Scoring Play	V-H
1st	08:51	WF - Wooster, B 2 yd pass from Skinner, R (Popham, S kick), 11-51 5:05	0 - 7
	02:36	WF - Brown, D 58 yd pass from Skinner, R (Popham, S kick), 3-53 1:28	0 - 14
2nd	13:18	UVA - Robert Randolph 33 yd field goal, 7-57 1:51	3 - 14
	04:29	WF - Pendergrass, B 1 yd run (Popham, S kick), 15-71 8:49	3 - 21
	03:16	WF - Patterson, K 53 yd interception return (Popham, S kick)	3 - 28

Play-by-Play Summary (4th quarter)

Virginia vs Wake Forest (Nov 08, 2008 at Winston-Salem, N.C.)

4-19 WF 26 Start of 4th quarter, clock 15:00.
 4-19 WF 26 Popham, S punt 43 yards to the UVA31, fair catch by Vic Hall.
7 plays, 17 yards, 3:54

VIRGINIA drive start at 14:53.

1-10 UVA 31 Marc Verica sideline pass incomplete to Jared Green (Vaughn, C).
 2-10 UVA 31 Marc Verica middle pass complete to John Phillips for 18 yards to the UVA49, 1ST DOWN UVA. P10
 1-10 UVA 49 Marc Verica flag pass complete to M. Covington for 30 yards to the WF21, 1ST DOWN UVA P11
 (Ghee, B).
 1-10 WF 21 Marc Verica deep in pass complete to John Phillips for 21 yards to the WF0, 1ST DOWN UVA, P12
 TOUCHDOWN, clock 13:57.
 1-G WF 03 Robert Randolph kick attempt good.

Wake Forest 28, Virginia 10

4 plays, 69 yards, 0:56

Chris Hinkebein kickoff 63 yards to the WF7, Frye, A return 10 yards to the WF17 (Keith Payne).

WAKE FOREST drive start at 13:57.

1-10 WF 17 Pendergrass, B rush right for loss of 1 yard to the WF16, fumble forced by Vic Hall, fumble by Pendergrass, B recovered by WF TEAM at WF16, out-of-bounds.
 2-11 WF 16 Belton, R rush up middle for 2 yards to the WF18 (Matt Conrath).
 3-9 WF 18 Skinner, R crossing pass incomplete to Williams, Marsh (Mike Parker).
 4-9 WF 18 Popham, S punt 47 yards to the UVA35, fair catch by Vic Hall.
3 plays, 1 yard, 1:35

VIRGINIA drive start at 12:22.

1-10 UVA 35 Marc Verica FT pass complete to Cedric Peerman for 1 yard to the UVA36, out-of-bounds (Patterson, K;Haynes, H).
 2-9 UVA 36 Marc Verica screen pass complete to Cedric Peerman for loss of 3 yards to the UVA33, out-of-bounds (Russell, J), PENALTY WF face mask (Russell, J) 15 yards to the WF49, 1ST DOWN UVA, NO PLAY. X13
 1-10 WF 49 Marc Verica sideline pass complete to Kevin Ogletree for 11 yards to the WF38, 1ST DOWN UVA, out-of-bounds. P14
 1-10 WF 38 Marc Verica crossing pass complete to John Phillips for 5 yards to the WF33 (Vaughn, C;Arnoux, S).
 2-5 WF 33 Marc Verica sideline pass incomplete to M. Covington (Major, K).
 3-5 WF 33 Marc Verica crossing pass complete to Cary Koch for 9 yards to the WF24, 1ST DOWN UVA P15
 (Arnoux, S;Patterson, K).
 1-10 WF 24 Marc Verica sideline pass incomplete to Cary Koch.
 2-10 WF 24 Marc Verica post pass complete to Kevin Ogletree for 18 yards to the WF6, 1ST DOWN UVA P16
 (Vaughn, C).
 1-G WF 06 Marc Verica pass incomplete to John Phillips.
 2-G WF 06 Marc Verica rush draw play for 1 yard to the WF5 (Robinson, M).
 3-G WF 05 Marc Verica CU pass complete to Kevin Ogletree for 5 yards to the WF0, TOUCHDOWN, clock 08:57.
 1-G WF 03 Marc Verica pass attempt to Cary Koch good, PENALTY UVA holding (B.J. Cabbell) 10 yards to the WF13, NO PLAY.
 1-G WF 13 Robert Randolph kick attempt good.

Wake Forest 28, Virginia 17

10 plays, 65 yards, 3:25

Chris Hinkebein kickoff 63 yards to the WF7, Frye, A return 17 yards to the WF24 (Hall Simmons).

WAKE FOREST drive start at 08:57.

1-10 WF 24 Skinner, R FT pass complete to Boldin, DJ for 7 yards to the WF31 (Antonio Appleby).
 2-3 WF 31 Rinfrette, M rush over right guard for 2 yards to the WF33 (Nick Jenkins).
 3-1 WF 33 Pendergrass, B rush over right tackle for no gain to the WF33 (Jon Copper;Alex Field).
 4-1 WF 33 Popham, S punt 50 yards to the UVA17, Vic Hall return 0 yards to the UVA17 (Vaughn, C).
3 plays, 9 yards, 2:21

VIRGINIA drive start at 06:36.

1-10 UVA 17 Marc Verica deep in pass incomplete to Jared Green.
 2-10 UVA 17 Marc Verica post pass complete to M. Covington for 18 yards to the UVA35, 1ST DOWN UVA P17
 (Frye, A).
 1-10 UVA 35 Marc Verica crossing pass incomplete to Kevin Ogletree.
 2-10 UVA 35 Marc Verica crossing pass incomplete to M. Covington (Bush, J).
 3-10 UVA 35 Marc Verica sacked for loss of 12 yards to the UVA23 (Wilber, K).
 4-22 UVA 23 Jimmy Howell punt 38 yards to the WF39, downed.
5 plays, 6 yards, 1:22

WAKE FOREST drive start at 05:14.

1-10 WF 39 Pendergrass, B rush right for 3 yards to the WF42 (Jon Copper).
 2-7 WF 42 Skinner, R middle pass complete to Boldin, DJ for 10 yards to the UVA48, 1ST DOWN WF P15
 (Antonio Appleby).
 1-10 UVA 48 Pendergrass, B rush up middle for no gain to the UVA48 (Matt Conrath).

Play-by-Play Summary (4th quarter)

Virginia vs Wake Forest (Nov 08, 2008 at Winston-Salem, N.C.)

2-10 UVA 48 Timeout Virginia, clock 03:42.
 2-10 UVA 48 Skinner, R CU pass complete to Boldin, DJ for 8 yards to the UVA40 (Denzel Burrell;Jon Copper).
 3-2 UVA 40 Skinner, R sacked for loss of 14 yards to the WF46 (Jon Copper).
 4-16 WF 46 Timeout Virginia, clock 02:46.
 4-16 WF 46 Popham, S punt 46 yards to the UVA8, downed.
5 plays, 7 yards, 2:34

VIRGINIA drive start at 02:40.

1-10 UVA 08 Marc Verica pass complete to Cary Koch for 16 yards to the UVA24, 1ST DOWN UVA (Arnoux, S). P18
 1-10 UVA 24 Marc Verica crossing pass incomplete to Cedric Peerman, dropped pass.
 2-10 UVA 24 Marc Verica middle pass intercepted by Arnoux, S at the UVA36, Arnoux, S return 22 yards to the UVA14 (B.J. Cabbell).
3 plays, 16 yards, 0:30

WAKE FOREST drive start at 02:10.

1-10 UVA 14 Pendergrass, B rush up middle for 2 yards to the UVA12 (Matt Conrath).
 2-8 UVA 12 Timeout Wake Forest, clock 01:23.
 2-8 UVA 12 Belton, R rush up middle for 2 yards to the UVA10 (Matt Conrath).
 3-6 UVA 10 Timeout Virginia, clock 01:16.
 3-6 UVA 10 Pendergrass, B rush left for 8 yards to the UVA2, 1ST DOWN WF (Ras-I Dowling). R16
 1-G UVA 02 TEAM rush for loss of 4 yards to the UVA6.
 End of game, clock 00:00.
4 plays, 8 yards, 2:10

FINAL SCORE: Wake Forest 28, Virginia 17

Quarter Summary	Score	Time Poss	R	1st Downs				Conversions		Rushing	Passing	Penalties
				P	X	T	3rd	4th				
Virginia	14	06:13	0	8	1	9	2-3	0-0	2-(-11)	11-20-1-152	1-10	
Wake Forest	0	08:47	1	1	0	2	1-4	0-0	11-0	3-4-0-25	1-15	

Scoring Summary (Final)
2008 University of Virginia Football
Clemson vs Virginia (Nov 22, 2008 at Charlottesville, Va.)

(C)

Clemson (6-5,4-4) vs. Virginia (5-6,3-4)

Date: Nov 22, 2008 • Site: Charlottesville, Va. • Stadium: Smith/Harrison/Scott

Attendance: 51979

Score by Quarters	1	2	3	4	Total
Clemson	7	3	0	3	13
Virginia	0	3	0	0	3

Qtr	Time	Scoring Play	V-H
1st	03:23	CU - Grisham, T 15 yd pass from Spiller, C (Buchholz, M kick), 1-20 0:28	7 - 0
2nd	10:47	CU - Buchholz, M 32 yd field goal, 8-36 4:13	10 - 0
	05:36	UVA - Robert Randolph 34 yd field goal, 13-60 5:11	10 - 3
4th	02:37	CU - Buchholz, M 23 yd field goal, 10-30 4:50	13 - 3

Kickoff time: 12:11 pm • End of Game: 3:13 pm • Total elapsed time: 3:02

Officials: Referee: Tom DeJoseph; Umpire: Donald Yates; Linesman: Troy Gray;

Line judge: Rick Page; Back judge: Ron Boyd; Field judge: Mike Cullin;

Side judge: Eddie Bonet;

Temperature: 35 • Wind: W 5 • Weather: clear

Team Statistics (Final)
2008 University of Virginia Football
Clemson vs Virginia (Nov 22, 2008 at Charlottesville, Va.)

	CU	UVA
FIRST DOWNS	13	13
Rushing	6	2
Passing	6	10
Penalty	1	1
NET YARDS RUSHING	56	30
Rushing Attempts	39	24
Average Per Rush	1.4	1.2
Rushing Touchdowns	0	0
Yards Gained Rushing	105	59
Yards Lost Rushing	49	29
NET YARDS PASSING	136	160
Completions-Attempts-Int	19-29-0	24-39-3
Average Per Attempt	4.7	4.1
Average Per Completion	7.2	6.7
Passing Touchdowns	1	0
TOTAL OFFENSE YARDS	192	190
Total offense plays	68	63
Average Gain Per Play	2.8	3.0
Fumbles: Number-Lost	1-1	1-1
Penalties: Number-Yards	3-35	4-40
PUNTS-YARDS	6-246	5-179
Average Yards Per Punt	41.0	35.8
Net Yards Per Punt	39.5	34.8
Inside 20	2	3
50+ Yards	1	0
Touchbacks	0	0
Fair catch	2	3
KICKOFFS-YARDS	4-260	2-127
Average Yards Per Kickoff	65.0	63.5
Net Yards Per Kickoff	46.8	44.5
Touchbacks	0	1
Punt returns: Number-Yards-TD	2-5-0	1-9-0
Average Per Return	2.5	9.0
Kickoff returns: Number-Yds-TD	1-18-0	4-73-0
Average Per Return	18.0	18.2
Interceptions: Number-Yds-TD	3-34-0	0-0-0
Fumble Returns: Number-Yds-TD	0-0-0	0-0-0
Miscellaneous Yards	0	4
Possession Time	32:00	28:00
1st Quarter	4:34	10:26
2nd Quarter	9:28	5:32
3rd Quarter	8:59	6:01
4th Quarter	8:59	6:01
Third-Down Conversions	5 of 18	5 of 15
Fourth-Down Conversions	1 of 2	0 of 2
Red-Zone Scores-Chances	3-3	1-1
Sacks By: Number-Yards	2-13	0-0
PAT Kicks	1-1	0-0
Field Goals	2-3	1-1

Individual Statistics (Final)
2008 University of Virginia Football
Clemson vs Virginia (Nov 22, 2008 at Charlottesville, Va.)

Clemson

Rushing	No.	Gain	Loss	Net	TD	Lg	Avg
Davis, J	18	67	2	65	0	8	3.6
Spiller, C	14	31	13	18	0	6	1.3
Harper, C	2	5	2	3	0	5	1.5
Ford, J	1	2	0	2	0	2	2.0
TEAM	4	0	32	-32	0	0	-8.0
Totals	39	105	49	56	0	8	1.4

Passing	C-A-I	Yds	TD	Long	Sack
Harper, C	18-28-0	121	0	17	0
Spiller, C	1-1-0	15	1	15	0
Totals	19-29-0	136	1	17	0

Receiving	No.	Yards	TD	Long
Ford, J	6	42	0	17
Kelly, A	5	30	0	9
Grisham, T	4	34	1	15
Spiller, C	2	16	0	14
Davis, J	2	14	0	9
Totals	19	136	1	17

Punting	No.	Yds	Avg	Long	In20	TB
Maners, J	6	246	41.0	50	2	0
Totals	6	246	41.0	50	2	0

Returns	Punt			Kickoff			Intercept		
	No	Yds	Lg	No	Yds	Lg	No	Yds	Lg
Spiller, C	2	5	3	1	18	18	0	0	0
McDaniel, D	0	0	0	0	0	0	1	1	1
Butler, C	0	0	0	0	0	0	1	31	31
Hamlin, M	0	0	0	0	0	0	1	2	2
Totals	2	5	3	1	18	18	3	34	31

Field goals	Qtr	Time	Dist	Result
Buchholz, M	2nd	10:47	32 yards	Good
Buchholz, M	2nd	00:00	58 yards	Returned
Buchholz, M	4th	02:37	23 yards	Good

Kickoffs	No.	Yards	Avg	TB	OB
Buchholz, M	4	260	65.0	0	0

All-purpose	Run	Rcv	KR	PR	IR	Total
Davis, J	65	14	0	0	0	79
Spiller, C	18	16	18	5	0	57
Ford, J	2	42	0	0	0	44
Grisham, T	0	34	0	0	0	34

Virginia

Rushing	No.	Gain	Loss	Net	TD	Lg	Avg
Cedric Peerman	19	56	11	45	0	9	2.4
Rashawn Jackson	1	2	0	2	0	2	2.0
Kevin Ogletree	2	1	5	-4	0	1	-2.0
Marc Verica	2	0	13	-13	0	0	-6.5
Totals	24	59	29	30	0	9	1.2

Passing	C-A-I	Yds	TD	Long	Sack
Marc Verica	24-39-3	160	0	19	2
Totals	24-39-3	160	0	19	2

Receiving	No.	Yards	TD	Long
Kevin Ogletree	7	79	0	16
Cedric Peerman	6	21	0	11
Cary Koch	4	33	0	19
M. Covington	4	20	0	9
Rashawn Jackson	2	2	0	7
John Phillips	1	5	0	5
Totals	24	160	0	19

Punting	No.	Yds	Avg	Long	In20	TB
Jimmy Howell	5	179	35.8	38	3	0
Totals	5	179	35.8	38	3	0

Returns	Punt			Kickoff			Intercept		
	No	Yds	Lg	No	Yds	Lg	No	Yds	Lg
Vic Hall	1	9	9	0	0	0	0	0	0
C. Minnifield	0	0	0	1	22	22	0	0	0
Rodney McLeod	0	0	0	3	51	21	0	0	0
Totals	1	9	9	4	73	22	0	0	0

Field goals	Qtr	Time	Dist	Result
Robert Randolph	2nd	05:36	34 yards	Good

Kickoffs	No.	Yards	Avg	TB	OB
Y. Reyerling	2	127	63.5	1	0

All-purpose	Run	Rcv	KR	PR	IR	Total
Kevin Ogletree	-4	79	0	0	0	75
Cedric Peerman	45	21	0	0	0	66
Rodney McLeod	0	0	51	0	0	51
Cary Koch	0	33	0	0	0	33

FUMBLES: Clemson-TEAM 1-1. Virginia-Rashawn Jackson 1-1.

Defensive Statistics (Final)
2008 University of Virginia Football
Clemson vs Virginia (Nov 22, 2008 at Charlottesville, Va.)

##	Clemson	Solo	Ast	Total	Sacks-Yds	TFL-Yds	FF	FR-Yds	Int-Yds	BrUp	Blks	QBH
25	Hamlin, M	4	4	8	-	-	-	-	1-2	1	-	-
36	Maxwell, B	7	0	7	-	2.0-10	1	-	-	-	-	-
20	Maye, B	2	4	6	-	-	-	-	-	-	-	-
18	Butler, C	4	1	5	-	1.0-1	-	-	1-31	-	-	-
33	Conner, K	2	3	5	1.0-6	1.5-7	-	-	-	-	-	-
2	McDaniel, D	3	1	4	-	-	-	-	1-1	1	-	-
38	Chancellor, C	2	2	4	-	-	-	-	-	1	-	-
91	Jackson, Ra	3	0	3	1.0-7	2.0-11	-	-	-	-	-	-
93	Bowers, D	3	0	3	-	1.0-5	-	-	-	-	-	-
27	Chambers, S	2	1	3	-	-	-	-	-	-	-	-
99	Jenkins, J	1	1	2	-	1.5-3	-	-	-	-	-	-
48	Campbell, J	1	0	1	-	-	-	-	-	-	-	-
22	Clemons, C	1	0	1	-	-	-	-	-	-	-	-
98	Thompson, B	1	0	1	-	-	-	-	-	-	-	-
87	Ashe, T	1	0	1	-	-	-	-	-	-	-	-
17	Hunter, S	1	0	1	-	-	-	-	-	-	-	-
83	Faerber, N	1	0	1	-	-	-	-	-	-	-	-
82	Barry, D	1	0	1	-	-	-	-	-	-	-	-
12	Gilchrist, M	0	1	1	-	-	-	-	-	-	-	-
7	Sapp, R	0	1	1	-	-	-	-	-	-	-	-
90	Brown, Ko	0	1	1	-	-	-	-	-	-	-	-
50	McKissic, J	0	0	0	-	-	-	1-0	-	-	-	-
Totals		40	20	60	2.0-13	9.0-37	1	1-0	3-34	3	0	0

##	Virginia	Solo	Ast	Total	Sacks-Yds	TFL-Yds	FF	FR-Yds	Int-Yds	BrUp	Blks	QBH
4	Vic Hall	6	1	7	-	-	-	1-0	-	-	-	-
54	Jon Copper	5	2	7	-	1.0-3	-	-	-	-	-	-
51	Clint Sintim	5	1	6	-	-	-	-	-	-	-	-
58	Antonio Appleby	4	2	6	-	-	-	-	-	-	-	-
98	Nate Collins	2	2	4	-	1.0-2	-	-	-	-	-	-
93	Alex Field	2	2	4	-	1.0-1	-	-	-	-	-	-
45	Denzel Burrell	3	0	3	-	-	-	-	-	1	-	-
94	Matt Conrath	3	0	3	-	1.0-2	-	-	-	-	-	-
19	Ras-I Dowling	3	0	3	-	2.0-10	-	-	-	1	-	-
13	C. Minnifield	3	0	3	-	-	-	-	-	-	-	-
40	Corey Mosley	3	0	3	-	-	-	-	-	-	-	-
2C	Rodney McLeod	2	0	2	-	-	-	-	-	-	-	-
22	Byron Glaspy	1	1	2	-	-	-	-	-	-	-	-
96	Nick Jenkins	1	0	1	-	-	-	-	-	-	-	-
44	Raynard Horne	1	0	1	-	-	-	-	-	-	-	-
32	Keith Payne	1	0	1	-	-	-	-	-	-	-	-
59	J-K Dolce	1	0	1	-	-	-	-	-	-	-	-
85	John Phillips	1	0	1	-	-	-	-	-	-	-	-
80	M. Covington	1	0	1	-	-	-	-	-	-	-	-
27	Hall Simmons	0	1	1	-	-	-	-	-	-	-	-
Totals		48	12	60	0.0-0	6.0-18	0	1-0	0-0	2	0	0

Participation Report (Final)
2008 University of Virginia Football
Clemson vs Virginia (Nov 22, 2008 at Charlottesville, Va.)

Clemson

Pos	##	OFFENSE
WR	13	Grisham, T
LT	61	Hairston, C
LG	65	Austin, T
C	55	Hutchinson, B
RG	62	Cloy, M
RT	72	Walker, L
TE	86	Palmer, M
QB	10	Harper, C
RB	1	Davis, J
WR	80	Kelly, A
WR	6	Ford, J

Pos	##	DEFENSE
DE	93	Bowers, D
NG	98	Thompson, B
DT	99	Jenkins, J
BE	7	Sapp, R
SLB	2	McDaniel, D
MLB	20	Maye, B
WLB	33	Conner, K
CB	38	Chancellor, C
CAT	25	Hamlin, M
CB	18	Butler, C
FS	22	Clemons, C

Virginia

Pos	##	OFFENSE
WR	20	Kevin Ogletree
LT	75	Eugene Monroe
LG	63	Austin Pasztor
C	64	Jack Shields
RG	65	B.J. Cabbell
RT	61	Will Barker
TE	85	John Phillips
QB	6	Marc Verica
TB	37	Cedric Peerman
WR	80	M. Covington
FB	31	Rashawn Jackson

Pos	##	DEFENSE
DE	93	Alex Field
NT	96	Nick Jenkins
DE	94	Matt Conrath
OLB	51	Clint Sintim
ILB	54	Jon Copper
ILB	58	Antonio Appleby
OLB	45	Denzel Burrell
CB	4	Vic Hall
S	22	Byron Glaspy
CB	19	Ras-I Dowling
S	40	Corey Mosley

Clemson: 8H-Harper, J, 12-Gilchrist, M, 14-Buchholz, M, 15-Sensabaugh, C, 16-Wade, M, 17-Hunter, S, 21-Dye, X, 24-Alexander, K, 27-Chambers, S, 28-Spiller, C, 29-Lewis, H, 30-Diehl, C, 36-Maxwell, B, 40-Branch, A, 44-Cooper, S, 47-Miller, J, 48-Campbell, J, 49-Maners, J, 50-McKissic, J, 52-Roediger, C, 74-McClain, A, 76-Lambert, C, 82-Barry, D, 83-Faerber, N, 84-Robinson, A, 87-Ashe, T, 88-Johnson, K, 89-Chavis, M, 90-Brown, Ko, 91-Jackson, Ra, 92-Nobles, K, 97-Scott, D.

Virginia: 1-Trey Womack, 2C-Rodney McLeod, 3R-Robert Randolph, 8-Jimmy Howell, 10-Y. Reyerling, 13-C. Minnifield, 15-Scott Deke, 17-Brandon Woods, 18-Kris Burd, 26-Cary Koch, 27-Hall Simmons, 32-Keith Payne, 44-Raynard Horne, 50-T. Fells-Danzer, 59-J-K Dolce, 66-Danny Aiken, 74-P. Slebonick, 76-Zak Stair, 81-Dontrelle Inman, 83-Joe Torchia, 84-Jared Green, 87-Andrew Devlin, 90-Jason Fuller, 95-Kevin Crawford, 98-Nate Collins.

Drive Chart (By Team) (Final)
2008 University of Virginia Football
Clemson vs Virginia (Nov 22, 2008 at Charlottesville, Va.)

Team	Qtr	Drive Started			Drive Ended			Consumed	
		Spot	Time	Obtained	Spot	Time	How lost	Pl - Yds	TOP
CU	1st	C08	10:15	Punt	C29	07:50	Punt	5 - 21	2:25
CU		C42	05:48	Punt	C44	04:07	Punt	3 - 2	1:41
CU		V20	03:51	Interception	V00	03:23	*TOUCHDOWN	1 - 20	0:28
CU	2nd	C49	15:00	Fumble	V15	10:47	*FIELD GOAL	8 - 36	4:13
CU		C20	05:36	Kickoff	V45	02:59	Downs	6 - 35	2:37
CU		C18	02:38	Punt	V41	00:00	Missed FG	13 - 41	2:38
CU	3rd	C31	15:00	Kickoff	C39	12:57	Punt	3 - 8	2:03
CU		C32	10:56	Punt	C30	08:55	Punt	4 - (2)	2:01
CU		C46	06:38	Downs	V47	02:24	Fumble	9 - 7	4:14
CU		C13	00:41	Punt	C18	14:47	Punt	3 - 5	0:54
CU	4th	C32	11:59	Downs	C39	10:01	Punt	3 - 7	1:58
CU		V36	07:27	Interception	V06	02:37	*FIELD GOAL	10 - 30	4:50
CU		V32	01:58	Interception	V40	00:00	End of half	3 - (8)	1:58

	1st Qtr	2nd Qtr	3rd Qtr	4th Qtr	1st Half	2nd Half	Total
Clemson							
Time of possession	04:34	09:28	08:59	08:59	14:02	17:58	32:00
3rd down conversions	0-2	3-6	0-4	2-6	3-8	2-10	5-18
Average field position	C43	C29	C30	V46	C36	C40	C38
4th down conversions	0-0	0-1	1-1	0-0	0-1	1-1	1-2

Team	Qtr	Drive Started			Drive Ended			Consumed	
		Spot	Time	Obtained	Spot	Time	How lost	Pl - Yds	TOP
UVA	1st	V27	15:00	Kickoff	C44	10:15	Punt	9 - 29	4:45
UVA		V33	07:50	Punt	V25	05:48	Punt	3 - (8)	2:02
UVA		V16	04:07	Punt	V21	03:51	Interception	3 - 5	0:16
UVA		V19	03:23	Kickoff	C49	00:00	Fumble	7 - 32	3:23
UVA	2nd	V23	10:47	Kickoff	C17	05:36	*FIELD GOAL	13 - 60	5:11
UVA		V45	02:59	Downs	V45	02:38	Punt	3 - 0	0:21
UVA		V04	00:00	Missed FG	V04	00:00	End of half	0 - 0	0:00
UVA	3rd	V32	12:57	Punt	V32	10:56	Punt	3 - 0	2:01
UVA		V29	08:55	Punt	C46	06:38	Downs	5 - 25	2:17
UVA		V47	02:24	Fumble	C45	00:41	Punt	3 - 8	1:43
UVA	4th	V41	14:47	Punt	C32	11:59	Downs	7 - 27	2:48
UVA		V13	10:01	Punt	V29	07:27	Interception	5 - 16	2:34
UVA		V24	02:37	Kickoff	V25	01:58	Interception	3 - 1	0:39

	1st Qtr	2nd Qtr	3rd Qtr	4th Qtr	1st Half	2nd Half	Total
Virginia							
Time of possession	10:26	05:32	06:01	06:01	15:58	12:02	28:00
3rd down conversions	3-6	1-3	0-3	1-3	4-9	1-6	5-15
Average field position	V23	V34	V36	V26	V27	V31	V29
4th down conversions	0-0	0-0	0-1	0-1	0-0	0-2	0-2

Drive Chart (By Quarter) (Final)
2008 University of Virginia Football
Clemson vs Virginia (Nov 22, 2008 at Charlottesville, Va.)

Team	Qtr	Drive Started			Drive Ended			Consumed	
		Spot	Time	Obtained	Spot	Time	How lost	PI - Yds	TOP
UVA	1st	V27	15:00	Kickoff	C44	10:15	Punt	9 - 29	4:45
CU		C08	10:15	Punt	C29	07:50	Punt	5 - 21	2:25
UVA		V33	07:50	Punt	V25	05:48	Punt	3 - (8)	2:02
CU		C42	05:48	Punt	C44	04:07	Punt	3 - 2	1:41
UVA		V16	04:07	Punt	V21	03:51	Interception	3 - 5	0:16
CU		V20	03:51	Interception	V00	03:23	*TOUCHDOWN	1 - 20	0:28
UVA		V19	03:23	Kickoff	C49	00:00	Fumble	7 - 32	3:23
CU	2nd	C49	15:00	Fumble	V15	10:47	*FIELD GOAL	8 - 36	4:13
UVA		V23	10:47	Kickoff	C17	05:36	*FIELD GOAL	13 - 60	5:11
CU		C20	05:36	Kickoff	V45	02:59	Downs	6 - 35	2:37
UVA		V45	02:59	Downs	V45	02:38	Punt	3 - 0	0:21
CU		C18	02:38	Punt	V41	00:00	Missed FG	13 - 41	2:38
UVA		V04	00:00	Missed FG	V04	00:00	End of half	0 - 0	0:00
CU	3rd	C31	15:00	Kickoff	C39	12:57	Punt	3 - 8	2:03
UVA		V32	12:57	Punt	V32	10:56	Punt	3 - 0	2:01
CU		C32	10:56	Punt	C30	08:55	Punt	4 - (2)	2:01
UVA		V29	08:55	Punt	C46	06:38	Downs	5 - 25	2:17
CU		C46	06:38	Downs	V47	02:24	Fumble	9 - 7	4:14
UVA		V47	02:24	Fumble	C45	00:41	Punt	3 - 8	1:43
CU		C13	00:41	Punt	C18	14:47	Punt	3 - 5	0:54
UVA	4th	V41	14:47	Punt	C32	11:59	Downs	7 - 27	2:48
CU		C32	11:59	Downs	C39	10:01	Punt	3 - 7	1:58
UVA		V13	10:01	Punt	V29	07:27	Interception	5 - 16	2:34
CU		V36	07:27	Interception	V06	02:37	*FIELD GOAL	10 - 30	4:50
UVA		V24	02:37	Kickoff	V25	01:58	Interception	3 - 1	0:39
CU		V32	01:58	Interception	V40	00:00	End of half	3 - (8)	1:58

Play-by-Play Summary (1st quarter) Clemson vs Virginia (Nov 22, 2008 at Charlottesville, Va.)

UVa wins toss, elects to receive and will defend south end zone

Buchholz, M kickoff 65 yards to the UVA5, C. Minnifield return 22 yards to the UVA27 (Conner, K).

1-10	UVA 27	Marc Verica pass complete to Rashawn Jackson for 7 yards to the UVA34 (Hamlin, M;Conner, K).	
2-3	UVA 34	Cedric Peerman rush for 1 yard to the UVA35 (McDaniel, D).	
3-2	UVA 35	Marc Verica pass complete to Kevin Ogletree for 7 yards to the UVA42, 1ST DOWN UVA (Butler, C).	P1
1-10	UVA 42	Cedric Peerman rush for 2 yards to the UVA44 (Clemmons, C).	
2-8	UVA 44	Marc Verica pass complete to M. Covington for 5 yards to the UVA49 (Hamlin, M;Maye, B).	
3-3	UVA 49	Marc Verica pass complete to Cary Koch for 6 yards to the CU45, 1ST DOWN UVA (Campbell, J).	P2
1-10	CU 45	Cedric Peerman rush for 4 yards to the CU41 (Conner, K;Brown, Ko).	
2-6	CU 41	Marc Verica pass incomplete to Cary Koch, dropped pass.	
3-6	CU 41	Marc Verica pass complete to Cedric Peerman for loss of 3 yards to the CU44 (Jenkins, J;Conner, K).	
4-9	CU 44	Jimmy Howell punt 36 yards to the CU8, fair catch by Spiller, C.	

9 plays, 29 yards, 4:45

CLEMSON drive start at 10:15.

1-10	CU 08	Davis, J rush for 3 yards to the CU11 (Clint Sintim).	
2-7	CU 11	Harper, C pass complete to Kelly, A for 9 yards to the CU20, 1ST DOWN CU, out-of-bounds (Vic Hall).	P1
1-10	CU 20	Harper, C pass complete to Ford, J for 6 yards to the CU26 (Ras-I Dowling).	
2-4	CU 26	Spiller, C rush for 3 yards to the CU29 (Nick Jenkins).	
3-1	CU 29	Davis, J rush for no gain to the CU29 (Matt Conrath).	
4-1	CU 29	Maners, J punt 38 yards to the UVA33, fair catch by Vic Hall.	

5 plays, 21 yards, 2:25

VIRGINIA drive start at 07:50.

1-10	UVA 33	Kevin Ogletree rush for loss of 5 yards to the UVA28 (Bowers, D).	
2-15	UVA 28	Marc Verica pass complete to Cedric Peerman for 1 yard to the UVA29 (Chancellor, C).	
3-14	UVA 29	Cedric Peerman rush for loss of 4 yards to the UVA25 (Jackson, Ra).	
4-18	UVA 25	Jimmy Howell punt 33 yards to the CU42, fair catch by Spiller, C.	

3 plays, minus 8 yards, 2:02

CLEMSON drive start at 05:48.

1-10	CU 42	Harper, C pass incomplete to Spiller, C (Denzel Burrell).	
2-10	CU 42	Harper, C pass complete to Kelly, A for no gain to the CU42 (Antonio Appleby).	
3-10	CU 42	Harper, C pass complete to Spiller, C for 2 yards to the CU44 (Rodney McLeod).	
4-8	CU 44	Maners, J punt 40 yards to the UVA16, out-of-bounds.	

3 plays, 2 yards, 1:41

VIRGINIA drive start at 04:07.

1-10	UVA 16	Marc Verica pass complete to Cary Koch for 5 yards to the UVA21, out-of-bounds (McDaniel, D).	
2-5	UVA 21	Marc Verica pass incomplete to Cedric Peerman.	
3-5	UVA 21	Marc Verica pass intercepted by Hamlin, M at the UVA22, Hamlin, M return 2 yards to the UVA20 (John Phillips).	

3 plays, 5 yards, 0:16

CLEMSON drive start at 03:51.

1-10	UVA 20	PENALTY UVA offside (Matt Conrath) 5 yards to the UVA15.	
1-5	UVA 15	Spiller, C pass complete to Grisham, T for 15 yards to the UVA0, 1ST DOWN CU, TOUCHDOWN, clock 03:23.	P2
1-G	UVA 03	Buchholz, M kick attempt good.	

Clemson 7, Virginia 0

1 play, 20 yards, 0:28

Buchholz, M kickoff 63 yards to the UVA7, Rodney McLeod return 12 yards to the UVA19 (Faerber, N).

VIRGINIA drive start at 03:23.

1-10	UVA 19	Cedric Peerman rush for 9 yards to the UVA28 (Hamlin, M;Maye, B).	
2-1	UVA 28	Cedric Peerman rush for 9 yards to the UVA37, 1ST DOWN UVA (Butler, C).	R3
1-10	UVA 37	Cedric Peerman rush for loss of 1 yard to the UVA36 (Butler, C).	
2-11	UVA 36	Marc Verica pass complete to Cedric Peerman for 4 yards to the UVA40, out-of-bounds.	
3-7	UVA 40	PENALTY CU offside (Brown, Ko) 5 yards to the UVA45.	
3-2	UVA 45	Marc Verica pass complete to M. Covington for 9 yards to the CU46, 1ST DOWN UVA (Chambers, S).	P4
1-10	CU 46	Rashawn Jackson rush for 2 yards to the CU44 (Bowers, D).	
2-8	CU 44	Marc Verica pass complete to Rashawn Jackson for loss of 5 yards to the CU49, fumble forced by Maxwell, B, fumble by Rashawn Jackson recovered by CU TEAM at CU49.	

7 plays, 32 yards, 3:23

CLEMSON drive start at 00:00.

END OF 1st QUARTER: Clemson 7, Virginia 0

Quarter Summary	Score	Time Poss	1st Downs				Conversions		Rushing	Passing	Penalties
			R	P	X	T	3rd	4th			
Clemson	7	04:34	0	2	0	2	0-2	0-0	3-6	5-6-0-32	1-5
Virginia	0	10:26	1	3	0	4	3-6	0-0	9-17	10-13-1-36	1-5

Quickie Statistics (1st quarter)
Clemson vs Virginia (Nov 22, 2008 at Charlottesville, Va.)

	CU	UVA
Score	7	0
FIRST DOWNS	2	4
RUSHES-YARDS (NET)	3-6	9-17
PASSING YDS (NET)	32	36
Passes Att-Comp-Int	6-5-0	13-10-1
TOTAL OFFENSE PLAYS-YARDS	9-38	22-53
Fumble Returns-Yards	0-0	0-0
Punt Returns-Yards	0-0	0-0
Kickoff Returns-Yards	0-0	2-34
Interception Returns-Yards	1-2	0-0
Punts (Number-Avg)	2-39.0	2-34.5
Fumbles-Lost	0-0	1-1
Penalties-Yards	1-5	1-5
Possession Time	04:34	10:26
Third-Down Conversions	0 of 2	3 of 6
Fourth-Down Conversions	0 of 0	0 of 0
Red-Zone Scores-Chances	1-1	0-0

Clemson

Rushing	No.	Gain	Loss	Net	TD	Lg	Avg
Spiller, C	1	3	0	3	0	3	3.0
Davis, J	2	3	0	3	0	3	1.5

Passing	C-A-I	Yds	TD	Long	Sack
Harper, C	4-5-0	17	0	9	0
Spiller, C	1-1-0	15	1	15	0

Receiving	No.	Yards	TD	Long
Kelly, A	2	9	0	9
Grisham, T	1	15	1	15
Ford, J	1	6	0	6
Spiller, C	1	2	0	2

Punting	No.	Yds	Avg	Long	In20	TB
Maners, J	2	78	39.0	40	1	0

Punt Returns	No.	Yards	TD	Long
---------------------	-----	-------	----	------

Kick Returns	No.	Yards	TD	Long
---------------------	-----	-------	----	------

Tackles	UA-A	Total	Sacks	TFL
Conner, K	1-3	4	0.0	0.5
Butler, C	3-0	3	0.0	1.0
Hamlin, M	0-3	3	0.0	0.0
McDaniel, D	2-0	2	0.0	0.0

Virginia

Rushing	No.	Gain	Loss	Net	TD	Lg	Avg
Cedric Peerman	7	25	5	20	0	9	2.9
Rashawn Jackson	1	2	0	2	0	2	2.0
Kevin Ogletree	1	0	5	-5	0	0	-5.0

Passing	C-A-I	Yds	TD	Long	Sack
Marc Verica	10-13-1	36	0	9	0

Receiving	No.	Yards	TD	Long
Cedric Peerman	3	2	0	4
M. Covington	2	14	0	9
Cary Koch	2	11	0	6
Rashawn Jackson	2	2	0	7

Punting	No.	Yds	Avg	Long	In20	TB
Jimmy Howell	2	69	34.5	36	1	0

Punt Returns	No.	Yards	TD	Long
---------------------	-----	-------	----	------

Kick Returns	No.	Yards	TD	Long
C. Minnifield	1	22	0	22
Rodney McLeod	1	12	0	12

Tackles	UA-A	Total	Sacks	TFL
Matt Conrath	1-0	1	0.0	0.0
Nick Jenkins	1-0	1	0.0	0.0
Ras-I Dowling	1-0	1	0.0	0.0
Vic Hall	1-0	1	0.0	0.0

Qtr	Time	Scoring Play	V-H
1st	03:23	CU - Grisham, T 15 yd pass from Spiller, C (Buchholz, M kick), 1-20 0:28	7 - 0

Play-by-Play Summary (2nd quarter)

Clemson vs Virginia (Nov 22, 2008 at Charlottesville, Va.)

1-10	CU 49	Start of 2nd quarter, clock 15:00.	
1-10	CU 49	Spiller, C rush for 4 yards to the UVA47 (Nate Collins).	
2-6	UVA 47	Davis, J rush for 8 yards to the UVA39, 1ST DOWN CU (Jon Copper;Nate Collins).	R3
1-10	UVA 39	Spiller, C rush for 2 yards to the UVA37 (Vic Hall).	
2-8	UVA 37	Harper, C pass complete to Ford, J for 17 yards to the UVA20, 1ST DOWN CU (Corey Mosley).	P4
1-10	UVA 20	Spiller, C rush for loss of 5 yards to the UVA25 (Ras-I Dowling).	
2-15	UVA 25	Davis, J rush for no gain to the UVA25 (Alex Field).	
3-15	UVA 25	Harper, C pass complete to Grisham, T for 10 yards to the UVA15 (Antonio Appleby;Vic Hall).	
4-5	UVA 15	Buchholz, M field goal attempt from 32 GOOD, clock 10:47.	

Clemson 10, Virginia 0

8 plays, 36 yards, 4:13

Buchholz, M kickoff 68 yards to the UVA2, Rodney McLeod return 21 yards to the UVA23 (Ashe, T).

VIRGINIA drive start at 10:47.

1-10	UVA 23	Cedric Peerman rush for 9 yards to the UVA32, out-of-bounds (McDaniel, D).	
2-1	UVA 32	Cedric Peerman rush for 2 yards to the UVA34, 1ST DOWN UVA (Maye, B).	R5
1-10	UVA 34	Marc Verica pass complete to Kevin Ogletree for 11 yards to the UVA45, 1ST DOWN UVA (Sapp, R;Butler, C).	P6
1-10	UVA 45	Marc Verica pass incomplete to Dontrelle Inman.	
2-10	UVA 45	Cedric Peerman rush for 2 yards to the UVA47 (Chambers, S).	
3-8	UVA 47	Marc Verica pass complete to Kevin Ogletree for 12 yards to the CU41, 1ST DOWN UVA (Hamlin, M;Chancellor, C).	P7
1-10	CU 41	Marc Verica pass incomplete to Dontrelle Inman.	
2-10	CU 41	PENALTY CU pass interference (Butler, C) 15 yards to the CU26, 1ST DOWN UVA.	X8
1-10	CU 26	Cedric Peerman rush for 1 yard to the CU25 (Maxwell, B).	
2-9	CU 25	Marc Verica pass complete to Kevin Ogletree for 16 yards to the CU9, 1ST DOWN UVA, out-of-bounds.	P9
1-G	CU 09	Cedric Peerman rush for loss of 1 yard to the CU10 (Jenkins, J).	
2-G	CU 10	Marc Verica pass incomplete to Cary Koch (Chancellor, C).	
3-G	CU 10	Marc Verica sacked for loss of 7 yards to the CU17 (Jackson, Ra).	
4-G	CU 17	Robert Randolph field goal attempt from 34 GOOD, clock 05:36.	

Clemson 10, Virginia 3

13 plays, 60 yards, 5:11

Y. Reyerer kickoff 70 yards to the CU0, touchback.

CLEMSON drive start at 05:36.

1-10	CU 20	Harper, C pass complete to Davis, J for 9 yards to the CU29, out-of-bounds (Jon Copper).	
2-1	CU 29	Spiller, C rush for 4 yards to the CU33, 1ST DOWN CU (Clint Sintim), PENALTY UVA personal foul (Clint Sintim) 15 yards to the CU48, 1ST DOWN CU.	X6
1-10	CU 48	1st and 10.	
1-10	CU 48	Davis, J rush for 4 yards to the UVA48 (Alex Field;Nate Collins).	
2-6	UVA 48	Davis, J rush for loss of 2 yards to the 50 yardline (Nate Collins).	
3-8	CU 50	Harper, C pass complete to Ford, J for 5 yards to the UVA45 (C. Minnifield).	
4-3	UVA 45	Harper, C pass incomplete to Palmer, M.	

6 plays, 35 yards, 2:37

VIRGINIA drive start at 02:59.

1-10	UVA 45	Marc Verica pass incomplete.	
2-10	UVA 45	Marc Verica pass incomplete to M. Covington.	
3-10	UVA 45	Marc Verica pass incomplete to Kevin Ogletree.	
4-10	UVA 45	Jimmy Howell punt 37 yards to the CU18, fair catch by Spiller, C.	

3 plays, 0 yards, 0:21

CLEMSON drive start at 02:38.

1-10	CU 18	Harper, C pass incomplete to Ford, J (Ras-I Dowling).	
2-10	CU 18	Timeout Clemson, clock 02:31.	
2-10	CU 18	Spiller, C rush for 6 yards to the CU24 (Clint Sintim).	
3-4	CU 24	Harper, C rush for 5 yards to the CU29, 1ST DOWN CU, out-of-bounds.	R7
1-10	CU 29	Harper, C pass incomplete to Kelly, A.	
2-10	CU 29	Harper, C pass complete to Kelly, A for 9 yards to the CU38 (Antonio Appleby).	
3-1	CU 38	Timeout Clemson, clock 01:12.	
3-1	CU 38	Harper, C pass complete to Ford, J for 5 yards to the CU43, 1ST DOWN CU, out-of-bounds.	P8
1-10	CU 43	Harper, C pass complete to Grisham, T for loss of 3 yards to the CU40 (Jon Copper).	
2-13	CU 40	Harper, C pass incomplete to Kelly, A, dropped pass.	
3-13	CU 40	Harper, C pass complete to Spiller, C for 14 yards to the UVA46, 1ST DOWN CU (Vic Hall).	P9
1-10	UVA 46	Harper, C pass complete to Kelly, A for 5 yards to the UVA41 (C. Minnifield).	
2-5	UVA 41	Timeout Clemson, clock 00:14.	
2-5	UVA 41	Harper, C pass incomplete to Kelly, A.	
3-5	UVA 41	Timeout Virginia, clock 00:09.	
3-5	UVA 41	Harper, C pass incomplete to Grisham, T.	
4-5	UVA 41	Buchholz, M field goal attempt from 58 MISSED, kick to UVA0, clock 00:00, C. Minnifield	

**Play-by-Play Summary (2nd quarter)
Clemson vs Virginia (Nov 22, 2008 at Charlottesville, Va.)**

return 4 yards to the UVA4 (Barry, D).

13 plays, 41 yards, 2:38

End of half, clock 00:00.

END OF 2nd QUARTER: Clemson 10, Virginia 3

Quarter Summary	Score	Time Poss	1st Downs				Conversions		Rushing	Passing	Penalties
			R	P	X	T	3rd	4th			
Clemson	3	06:50	3	3	1	7	3-6	0-1	10-26	9-15-0-71	1-15
Virginia	3	05:32	1	3	1	5	1-3	0-0	6-6	3-9-0-39	1-15

Quickie Statistics (Halftime)
Clemson vs Virginia (Nov 22, 2008 at Charlottesville, Va.)

	CU	UVA
Score	10	3
FIRST DOWNS	9	9
RUSHES-YARDS (NET)	13-32	15-23
PASSING YDS (NET)	103	75
Passes Att-Comp-Int	21-14-0	22-13-1
TOTAL OFFENSE PLAYS-YARDS	34-135	37-98
Fumble Returns-Yards	0-0	0-0
Punt Returns-Yards	0-0	0-0
Kickoff Returns-Yards	0-0	3-55
Interception Returns-Yards	1-2	0-0
Punts (Number-Avg)	2-39.0	3-35.3
Fumbles-Lost	0-0	1-1
Penalties-Yards	2-20	2-20
Possession Time	14:02	15:58
Third-Down Conversions	3 of 8	4 of 9
Fourth-Down Conversions	0 of 1	0 of 0
Red-Zone Scores-Chances	2-2	1-1

Clemson

Rushing	No.	Gain	Loss	Net	TD	Lg	Avg
Spiller, C	6	19	5	14	0	6	2.3
Davis, J	6	15	2	13	0	8	2.2
Harper, C	1	5	0	5	0	5	5.0

Passing	C-A-I	Yds	TD	Long	Sack
Harper, C	13-20-0	88	0	17	0
Spiller, C	1-1-0	15	1	15	0

Receiving	No.	Yards	TD	Long
Ford, J	4	33	0	17
Kelly, A	4	23	0	9
Grisham, T	3	22	1	15
Spiller, C	2	16	0	14

Punting	No.	Yds	Avg	Long	In20	TB
Maners, J	2	78	39.0	40	1	0

Punt Returns	No.	Yards	TD	Long

Kick Returns	No.	Yards	TD	Long

Tackles	UA-A	Total	Sacks	TFL
Butler, C	3-1	4	0.0	1.0
Conner, K	1-3	4	0.0	0.5
Hamlin, M	0-4	4	0.0	0.0
McDaniel, D	3-0	3	0.0	0.0

Virginia

Rushing	No.	Gain	Loss	Net	TD	Lg	Avg
Cedric Peerman	12	39	6	33	0	9	2.8
Rashawn Jackson	1	2	0	2	0	2	2.0
Kevin Ogletree	1	0	5	-5	0	0	-5.0
Marc Verica	1	0	7	-7	0	0	-7.0

Passing	C-A-I	Yds	TD	Long	Sack
Marc Verica	13-22-1	75	0	16	1

Receiving	No.	Yards	TD	Long
Kevin Ogletree	4	46	0	16
Cedric Peerman	3	2	0	4
M. Covington	2	14	0	9
Cary Koch	2	11	0	6

Punting	No.	Yds	Avg	Long	In20	TB
Jimmy Howell	3	106	35.3	37	2	0

Punt Returns	No.	Yards	TD	Long

Kick Returns	No.	Yards	TD	Long
Rodney McLeod	2	33	0	21
C. Minnifield	1	22	0	22

Tackles	UA-A	Total	Sacks	TFL
Vic Hall	3-1	4	0.0	0.0
Nate Collins	2-2	4	0.0	1.0
Clint Sintim	3-0	3	0.0	0.0
Jon Copper	2-1	3	0.0	1.0

Qtr	Time	Scoring Play	V-H
1st	03:23	CU - Grisham, T 15 yd pass from Spiller, C (Buchholz, M kick), 1-20 0:28	7 - 0
2nd	10:47	CU - Buchholz, M 32 yd field goal, 8-36 4:13	10 - 0
	05:36	UVA - Robert Randolph 34 yd field goal, 13-60 5:11	10 - 3

Play-by-Play Summary (3rd quarter) Clemson vs Virginia (Nov 22, 2008 at Charlottesville, Va.)

Start of 3rd quarter, clock 15:00, UVA ball on UVA30.

Y. Reyring kickoff 57 yards to the CU13, Spiller, C return 18 yards to the CU31 (Byron Glaspy;Hall Simmons).

CLEMSON drive start at 15:00.

1-10 CU 31 Spiller, C rush for loss of 1 yard to the CU30 (Alex Field).
 2-11 CU 30 Harper, C pass complete to Ford, J for loss of 3 yards to the CU27.
 3-14 CU 27 Harper, C pass complete to Ford, J for 12 yards to the CU39 (Rodney McLeod).
 4-2 CU 39 Maners, J punt 29 yards to the UVA32, out-of-bounds.

3 plays, 8 yards, 2:03

VIRGINIA drive start at 12:57.

1-10 UVA 32 Cedric Peerman rush for 3 yards to the UVA35 (Chancellor, C;Chambers, S).
 2-7 UVA 35 Marc Verica pass complete to Cary Koch for 3 yards to the UVA38 (Maye, B;McDaniel, D).
 3-4 UVA 38 Marc Verica sacked for loss of 6 yards to the UVA32 (Conner, K).
 4-10 UVA 32 Jimmy Howell punt 38 yards to the CU30, Spiller, C return 2 yards to the CU32 (Keith Payne).

3 plays, 0 yards, 2:01

CLEMSON drive start at 10:56.

1-10 CU 32 Davis, J rush for 3 yards to the CU35 (Denzel Burrell), PENALTY CU illegal block (Grisham, T) 15 yards to the CU20.
 1-22 CU 20 1st and 22.
 1-22 CU 20 Davis, J rush for 3 yards to the CU23 (Antonio Appleby;Jon Copper).
 2-19 CU 23 Spiller, C rush for loss of 5 yards to the CU18, out-of-bounds (Ras-I Dowling).
 3-24 CU 18 Harper, C pass complete to Grisham, T for 12 yards to the CU30, out-of-bounds (Vic Hall).
 4-12 CU 30 Maners, J punt 50 yards to the UVA20, Vic Hall return 9 yards to the UVA29 (Maxwell, B).

4 plays, minus 2 yards, 2:01

VIRGINIA drive start at 08:55.

1-10 UVA 29 Marc Verica pass complete to Kevin Ogletree for 16 yards to the UVA45, 1ST DOWN UVA, out-of-bounds. P10
 1-10 UVA 45 Cedric Peerman rush for 1 yard to the UVA46 (Chancellor, C).
 2-9 UVA 46 Cedric Peerman rush for 5 yards to the CU49 (Jackson, Ra).
 3-4 CU 49 Marc Verica pass complete to M. Covington for 3 yards to the CU46.
 4-1 CU 46 Timeout Virginia, clock 06:40.
 4-1 CU 46 Marc Verica pass incomplete (McDaniel, D).

5 plays, 25 yards, 2:17

CLEMSON drive start at 06:38.

1-10 CU 46 PENALTY UVA offside (Antonio Appleby) 5 yards to the UVA49.
 1-5 UVA 49 Spiller, C rush for 3 yards to the UVA46 (Antonio Appleby).
 2-2 UVA 46 Spiller, C rush for 3 yards to the UVA43, 1ST DOWN CU (Denzel Burrell). R10
 1-10 UVA 43 Davis, J rush for 3 yards to the UVA40 (Alex Field;Clint Sintim).
 2-7 UVA 40 Davis, J rush for 4 yards to the UVA36 (Vic Hall).
 3-3 UVA 36 Harper, C pass incomplete to Palmer, M, dropped pass.
 4-3 UVA 36 Harper, C pass complete to Kelly, A for 7 yards to the UVA29, 1ST DOWN CU (C. Minnifield). P11
 1-10 UVA 29 Ford, J rush for 2 yards to the UVA27, out-of-bounds (Vic Hall).
 2-8 UVA 27 Davis, J rush for 4 yards to the UVA23 (Clint Sintim).
 3-4 UVA 23 TEAM rush for loss of 24 yards to the UVA47, fumble by TEAM recovered by UVA Vic Hall at UVA47.

9 plays, 7 yards, 4:14

VIRGINIA drive start at 02:24.

shotgun snap over quarterback's head

1-10 UVA 47 PENALTY UVA pass interference (Kevin Ogletree) 15 yards to the UVA32.

touchdown pass negated by penalty

1-25 UVA 32 Cedric Peerman rush for 4 yards to the UVA36 (Bowers, D).
 2-21 UVA 36 Marc Verica pass incomplete to M. Covington.
 3-21 UVA 36 Marc Verica pass complete to Cary Koch for 19 yards to the CU45 (Hamlin, M).
 4-2 CU 45 Jimmy Howell punt 35 yards to the CU10, Spiller, C return 3 yards to the CU13 (Raynard Horne).

3 plays, 8 yards, 1:43

CLEMSON drive start at 00:41.

1-10 CU 13 Harper, C pass incomplete to Barry, D.
 2-10 CU 13 Timeout Clemson, clock 00:30.

play reviewed and upheld

2-10 CU 13 Harper, C pass complete to Davis, J for 5 yards to the CU18 (Jon Copper).
 3-5 CU 18 Clock 00:00.

END OF 3rd QUARTER: Clemson 10, Virginia 3

Quarter Summary	Score	Time Poss	1st Downs				Conversions		Rushing	Passing	Penalties
			R	P	X	T	3rd	4th			
Clemson	0	08:59	1	1	0	2	0-4	1-1	11-(-5)	5-7-0-33	1-15
Virginia	0	06:01	0	1	0	1	0-3	0-1	5-7	4-6-0-41	2-20

Quickie Statistics (3rd quarter)
Clemson vs Virginia (Nov 22, 2008 at Charlottesville, Va.)

	CU	UVA
Score	10	3
FIRST DOWNS	11	10
RUSHES-YARDS (NET)	24-27	20-30
PASSING YDS (NET)	136	116
Passes Att-Comp-Int	28-19-0	28-17-1
TOTAL OFFENSE PLAYS-YARDS	52-163	48-146
Fumble Returns-Yards	0-0	0-0
Punt Returns-Yards	2-5	1-9
Kickoff Returns-Yards	1-18	3-55
Interception Returns-Yards	1-2	0-0
Punts (Number-Avg)	4-39.2	5-35.8
Fumbles-Lost	1-1	1-1
Penalties-Yards	3-35	4-40
Possession Time	23:01	21:59
Third-Down Conversions	3 of 12	4 of 12
Fourth-Down Conversions	1 of 2	0 of 1
Red-Zone Scores-Chances	2-2	1-1

Clemson

Rushing	No.	Gain	Loss	Net	TD	Lg	Avg
Davis, J	11	32	2	30	0	8	2.7
Spiller, C	10	25	11	14	0	6	1.4
Harper, C	1	5	0	5	0	5	5.0
Ford, J	1	2	0	2	0	2	2.0

Passing	C-A-I	Yds	TD	Long	Sack
Harper, C	18-27-0	121	0	17	0
Spiller, C	1-1-0	15	1	15	0

Receiving	No.	Yards	TD	Long
Ford, J	6	42	0	17
Kelly, A	5	30	0	9
Grisham, T	4	34	1	15
Spiller, C	2	16	0	14

Punting	No.	Yds	Avg	Long	In20	TB
Maners, J	4	157	39.2	50	1	0

Punt Returns	No.	Yards	TD	Long
Spiller, C	2	5	0	3

Kick Returns	No.	Yards	TD	Long
Spiller, C	1	18	0	18

Tackles	UA-A	Total	Sacks	TFL
Conner, K	2-3	5	1.0	1.5
Hamlin, M	1-4	5	0.0	0.0
McDaniel, D	3-1	4	0.0	0.0
Butler, C	3-1	4	0.0	1.0

Virginia

Rushing	No.	Gain	Loss	Net	TD	Lg	Avg
Cedric Peerman	16	52	6	46	0	9	2.9
Rashawn Jackson	1	2	0	2	0	2	2.0
Kevin Ogletree	1	0	5	-5	0	0	-5.0
Marc Verica	2	0	13	-13	0	0	-6.5

Passing	C-A-I	Yds	TD	Long	Sack
Marc Verica	17-28-1	116	0	19	2

Receiving	No.	Yards	TD	Long
Kevin Ogletree	5	62	0	16
Cary Koch	4	33	0	19
M. Covington	3	17	0	9
Cedric Peerman	3	2	0	4

Punting	No.	Yds	Avg	Long	In20	TB
Jimmy Howell	5	179	35.8	38	3	0

Punt Returns	No.	Yards	TD	Long
Vic Hall	1	9	0	9

Kick Returns	No.	Yards	TD	Long
Rodney McLeod	2	33	0	21
C. Minnifield	1	22	0	22

Tackles	UA-A	Total	Sacks	TFL
Vic Hall	6-1	7	0.0	0.0
Clint Sintim	4-1	5	0.0	0.0
Antonio Appleby	3-2	5	0.0	0.0
Jon Copper	3-2	5	0.0	1.0

Qtr	Time	Scoring Play	V-H
1st	03:23	CU - Grisham, T 15 yd pass from Spiller, C (Buchholz, M kick), 1-20 0:28	7 - 0
2nd	10:47	CU - Buchholz, M 32 yd field goal, 8-36 4:13	10 - 0
	05:36	UVA - Robert Randolph 34 yd field goal, 13-60 5:11	10 - 3

Play-by-Play Summary (4th quarter)

Clemson vs Virginia (Nov 22, 2008 at Charlottesville, Va.)

3-5 CU 18 Start of 4th quarter, clock 15:00.
 3-5 CU 18 Harper, C pass incomplete to Grisham, T.
 4-5 CU 18 Maners, J punt 41 yards to the UVA41, downed.
3 plays, 5 yards, 0:54

VIRGINIA drive start at 14:47.

1-10 UVA 41 Marc Verica pass complete to Kevin Ogletree for 11 yards to the CU48, 1ST DOWN UVA (Hamlin, M). P11
 1-10 CU 48 Kevin Ogletree rush for 1 yard to the CU47 (Gilchrist, M;Maye, B).
 2-9 CU 47 Marc Verica pass complete to Cedric Peerman for 11 yards to the CU36, 1ST DOWN UVA (Butler, C). P12
 1-10 CU 36 Marc Verica pass incomplete to Cedric Peerman.
 2-10 CU 36 Cedric Peerman rush for 3 yards to the CU33 (Hunter, S).
 3-7 CU 33 Marc Verica pass complete to Kevin Ogletree for 6 yards to the CU27 (Maxwell, B).
 4-1 CU 27 Cedric Peerman rush for loss of 5 yards to the CU32 (Maxwell, B).
7 plays, 27 yards, 2:48

CLEMSON drive start at 11:59.

1-10 CU 32 Davis, J rush for 8 yards to the CU40 (Denzel Burrell).
 2-2 CU 40 Spiller, C rush for loss of 2 yards to the CU38 (Matt Conrath).
 3-4 CU 38 Spiller, C rush for 1 yard to the CU39 (Matt Conrath).
 4-3 CU 39 Maners, J punt 48 yards to the UVA13, fair catch by Vic Hall.
3 plays, 7 yards, 1:58

VIRGINIA drive start at 10:01.

1-10 UVA 13 Marc Verica pass complete to Cedric Peerman for 7 yards to the UVA20 (Thompson, B).
 2-3 UVA 20 Cedric Peerman rush for 1 yard to the UVA21 (Maye, B).
 3-2 UVA 21 Marc Verica pass complete to M. Covington for 3 yards to the UVA24, 1ST DOWN UVA (Hamlin, M). P13
 1-10 UVA 24 Marc Verica pass complete to John Phillips for 5 yards to the UVA29 (Hamlin, M).
 2-5 UVA 29 Marc Verica pass intercepted by Butler, C at the CU33, Butler, C return 31 yards to the UVA36 (M. Covington).
5 plays, 16 yards, 2:34

CLEMSON drive start at 07:27.

1-10 UVA 36 Davis, J rush for 3 yards to the UVA33 (Jon Copper).
 2-7 UVA 33 Spiller, C rush for 1 yard to the UVA32 (Corey Mosley).
 3-6 UVA 32 Timeout Clemson, clock 06:01.
 3-6 UVA 32 Davis, J rush for 7 yards to the UVA25, 1ST DOWN CU (Antonio Appleby). R12
 1-10 UVA 25 Spiller, C rush for 4 yards to the UVA21 (Jon Copper).
 2-6 UVA 21 Davis, J rush for 3 yards to the UVA18 (Byron Glaspy).
 3-3 UVA 18 Davis, J rush for 8 yards to the UVA10, 1ST DOWN CU (Corey Mosley). R13
 1-G UVA 10 Davis, J rush for 5 yards to the UVA5 (Clint Sintim).
 2-G UVA 05 Timeout Clemson, clock 02:54.
 2-G UVA 05 Davis, J rush for 1 yard to the UVA4 (J-K Dolce).
 3-G UVA 04 Timeout Virginia, clock 02:47.
 3-G UVA 04 Harper, C rush for loss of 2 yards to the UVA6.
 4-G UVA 06 Timeout Virginia, clock 02:40.
 4-G UVA 06 Buchholz, M field goal attempt from 23 GOOD, clock 02:37.

Clemson 13, Virginia 3

10 plays, 30 yards, 4:50

Buchholz, M kickoff 64 yards to the UVA6, Rodney McLeod return 18 yards to the UVA24 (Maxwell, B).

VIRGINIA drive start at 02:37.

1-10 UVA 24 Marc Verica pass complete to Cedric Peerman for 1 yard to the UVA25, out-of-bounds (Maxwell, B).
 2-9 UVA 25 Marc Verica pass incomplete to John Phillips (Hamlin, M).
 3-9 UVA 25 Marc Verica pass intercepted by McDaniel, D at the UVA33, McDaniel, D return 1 yards to the UVA32.
3 plays, 1 yard, 0:39

CLEMSON drive start at 01:58.

1-10 UVA 32 TEAM rush for loss of 3 yards to the UVA35.
 2-13 UVA 35 TEAM rush for loss of 2 yards to the UVA37.
 3-15 UVA 37 TEAM rush for loss of 3 yards to the UVA40.
 End of game, clock 00:00.

3 plays, minus 8 yards, 1:58

FINAL SCORE: Clemson 13, Virginia 3

Quarter Summary	Score	Time Poss	1st Downs				Conversions		Rushing	Passing	Penalties
			R	P	X	T	3rd	4th			
Clemson	3	08:59	2	0	0	2	2-6	0-0	15-29	0-1-0-0	0-0
Virginia	0	06:01	0	3	0	3	1-3	0-1	4-0	7-11-2-44	0-0

Virginia vs. Clemson

Nov. 22, 2008

Virginia Head Coach Al Groh Quotes

On a close game

“The game was a pretty even match other than about seven plays – a touchdown we didn’t get, four or five turnovers and two failed fourth downs which are essentially turnovers. A pretty even match, but in any case, those seven plays did separate the two teams.”

On the Cavaliers’ preparation for the game

“We’re very proud and appreciative of the effort that the players put into the preparation for this game which was very intense and we appreciate the effort they put into the game today.”

On a disappointing loss

“I’m disappointed for all of us, not just for a select group, because we always talk about the team as one group, but disappointed for all of us that the result wasn’t otherwise.”

On Clemson on the schedule

“When we saw many months ago that this game was on our schedule at this point, we knew it would be a tough challenge given who this opponent was. After watching tape, we could clearly see why they were the pre-season favorite. They have an awful lot of talent on the field.”

On the Virginia defense

“They stepped up and did what had to be done today. They did a real good job. But by the same token, we always talk about we, us and ours, and clearly, collectively, we just had to do a little bit more.”

On the Clemson defense

“There’s a reason this team was the pre-season pick. Those teams usually play pretty good defense. They had some guys we had difficulty moving today. We needed a lot more in that area. There’s no doubt about it.”

On fourth down plays

“Both of the plays we called have been productive for us during the course of the year. They’ve been good plays for us on a high basis but we just didn’t get them executed today.”

Virginia vs. Clemson

Nov. 22, 2008

Virginia Player Quotes

Senior Tailback Cedric Peerman

On Clemson defensive line:

“We knew coming in that they were very strong and athletic. We knew it was going to be a fight all game, and today they executed better than us.”

On Virginia defense:

“The defense was tremendous all game. They made big stops on third down and put their offense in some tough spots.”

On what is taken away from this game:

“We have to come out and execute better. This week in practice, we have to prepare for a very tough Virginia Tech team, and then when game time comes, we have to be ready.”

Senior Linebacker Clint Sintim

On play of the defense:

“There isn’t much you can take away from a game like this. This is a team game, and today we did not put a team effort forward.”

On Cullen Harper’s mobility:

“He made some decent moves to get out of the pocket. We knew coming in that he was a good scrambler, and today he made some plays.”

On playing Virginia Tech next week:

“It’s another opportunity. The season isn’t over, and next week we will have to execute better in a hostile environment against a tough Virginia Tech team.”

Sophomore Quarterback Marc Verica

On Virginia defense:

“They really did a good job. They prepared hard and it showed in how they played today. They kept us in the game until the very end. They have done that all year, so it’s nothing new from them. They are the heart and soul of this team.”

On Clemson pass rush:

“They put a decent amount of pressure on us today. They are a strong, athletic group that did a good job with execution today.”

On Playing Virginia Tech next week:

“It is simply another opportunity. The season is still going, and we have one more chance to get a bowl bid. This week in practice we will prepare hard and we all have to execute better in a tough place to play.”

Virginia vs. Clemson

Nov. 22, 2008

Virginia Player Quotes

Junior Wide Receiver Kevin Ogletree

On Virginia's defense

"The defense played their hearts out for the whole game. They kept giving us opportunities to punch the ball in, but we couldn't do that the way we wanted to. They kept us in the game for the whole game."

On Clemson's defensive secondary

"We just had trouble converting when we needed the chance to get some points, especially when we were down in the red zone. We just have to get points out of drives more. That's what we've got to do—it takes points to win the game and we didn't have enough today. We held them to 13 points so the offense has to do a better job."

On playing Virginia Tech next week

"It's our rivalry team and we're playing for a bowl. We've been playing for this for the whole season."

Senior Offensive Tackle Eugene Monroe

On Clemson's defense

"I think that we just didn't get the job done up front. We had some setbacks that we just couldn't overcome. In the end we just didn't put forth enough to get the win."

On Virginia's defense

"They gave us good field position a lot during the game. It's just a shame that we couldn't get it done for them because they put us in some good positions and held their point count down pretty well."

On playing Virginia Tech next week

"I haven't beaten Virginia Tech since I have been here so it will probably be the most exciting game of the season for us."

Senior Linebacker Jon Copper

On the defense's overall effort

"We just didn't do enough. Their (Clemson's) defense got four turnovers and we only got one. It's tough to win a game when you don't match the other defense's turnover margin."

On Clemson's running attack

"On their last drive they had a few runs against us, but it wasn't enough for us to get the win."

On playing Virginia Tech next week

"Anytime it's game week you get geared up but playing down there in our last regular season game should be good."

Virginia vs. Clemson

Nov. 22, 2008

Clemson Player Quotes

Senior Safety Michael Hamlin

On Clemson's defense:

"Defensively we played great. We gave up one long drive. They're a great team. Their offense gave us different formations and I think we just went out and executed and played harder than they did."

On Clemson's success at making key plays on the fourth down:

"I think we just executed. We knew they were going to challenge us to man up. You just do what you've got to do and accept the challenge."

Senior Running Back James Davis

On the win

"We had a lot of momentum and [Virginia] had an off week. I think that kind of helped us, having that momentum coming from our last game and bringing it here. Going out there with that passion to win the game, I think that brought a lot to the table."

On Clemson's ability to make a bowl game:

"That's kind of our goal right now. We know we've got a bowl game ahead of us. We've got South Carolina next week. For a lot of guys, there is going to be a lot of emotion out there. It will be my last game in Tiger-town and I just think it's time to bring all the emotions out on the field and lay it out there on the line."

Clemson Notes

*C.J. Spiller's 15-yard touchdown pass in the first half was his first career pass. He threw the touchdown to Tyler Grisham and it was Grisham's first touchdown reception of the year.

*Spiller has now accounted for a touchdown four different ways in his career, He is the fourth player in Clemson history to do that. He joins Chansi Stuckey, Ray Mathews and Jackie Calvert in achieving that distinction.


The last time a non-quarterback threw a touchdown pass for Clemson was in 1999 when Tony Lazzara, a kicker did it on a fake field goal against Virginia Tech.

*Clemson won the turnover margin stat, 4-1 today and now has a 6-1 advantage in that category over the last two games. Clemson is 4-0 this year when it wins the turnover margin.

*Michael Hamlin had an interception today, his 13th as a Clemson Tiger. He is now tied for third with Justin Miller with his 13 interceptions. Combined with his four career fumble recoveries, he now has 17 career turnovers, second in Clemson history. Terry Kinard had 19 between 1979-82 and he is the only player with more than Hamlin.

*Clemson won today's game by scoring just 13 points. It is the fewest points scored by the Tigers in a victory since a 13-9 win at South Carolina in 005.

*James Davis had 65 rushing yards today and needs 203 to become Clemson's career leader. Aaron Kelly had 30 receiving yards and needs 99 to become Clemson's all-time leader.



Scoring Summary (Final)
Virginia Tech Football
 Virginia vs Virginia Tech (Nov 29, 2008 at Blacksburg, Va.)



Virginia (5-7,3-5) vs. Virginia Tech (8-4,5-3)

Date: Nov 29, 2008 • Site: Blacksburg, Va. • Stadium: Lane/Worsham Field

Attendance: 66233

Score by Quarters	1	2	3	4	Total
Virginia	7	7	0	0	14
Virginia Tech	7	0	7	3	17

Qtr	Time	Scoring Play	V-H
1st	11:57	VA - Vic Hall 40 yd run (Robert Randolph kick), 6-71 3:03	7 - 0
	05:27	VT - Jarrett Boykin 3 yd pass from Tyrod Taylor (Dustin Keys kick), 13-65 6:24	7 - 7
2nd	03:24	VA - Vic Hall 16 yd run (Robert Randolph kick), 6-62 2:57	14 - 7
3rd	12:54	VT - Greg Boone 4 yd run (Dustin Keys kick), 5-85 2:00	14 - 14
4th	06:37	VT - Dustin Keys 28 yd field goal, 10-40 5:17	14 - 17

Kickoff time: 12:02 PM • End of Game: 3:07 PM • Total elapsed time: 3:05

Officials: Referee: WalterDavenport; Umpire: Mike Wooten; Linesman: Clifton Eley;

Line judge: Jack Welland; Back judge: Tim Cobb; Field judge: Dave Meslow;

Side judge: Timon Oujiri;

Temperature: 42 F • Wind: 2-4 SE • Weather: Cloudy and cold



Team Statistics (Final) Virginia Tech Football

Virginia vs Virginia Tech (Nov 29, 2008 at Blacksburg, Va.)



	VA	VT
FIRST DOWNS	12	24
Rushing	7	11
Passing	4	11
Penalty	1	2
NET YARDS RUSHING	172	216
Rushing Attempts	31	52
Average Per Rush	5.5	4.2
Rushing Touchdowns	2	1
Yards Gained Rushing	193	234
Yards Lost Rushing	21	18
NET YARDS PASSING	77	176
Completions-Attempts-Int	8-15-1	15-28-1
Average Per Attempt	5.1	6.3
Average Per Completion	9.6	11.7
Passing Touchdowns	0	1
TOTAL OFFENSE YARDS	249	392
Total offense plays	46	80
Average Gain Per Play	5.4	4.9
Fumbles: Number-Lost	2-0	1-0
Penalties: Number-Yards	4-40	4-32
PUNTS-YARDS	5-191	3-145
Average Yards Per Punt	38.2	48.3
Net Yards Per Punt	34.2	38.3
Inside 20	1	1
50+ Yards	1	2
Touchbacks	1	1
Fair catch	2	0
KICKOFFS-YARDS	3-197	4-249
Average Yards Per Kickoff	65.7	62.2
Net Yards Per Kickoff	40.7	39.8
Touchbacks	0	0
Punt returns: Number-Yards-TD	1-10-0	0-0-0
Average Per Return	10.0	0.0
Kickoff returns: Number-Yds-TD	4-90-0	3-75-0
Average Per Return	22.5	25.0
Interceptions: Number-Yds-TD	1-0-0	1-40-0
Fumble Returns: Number-Yds-TD	0-0-0	0-0-0
Miscellaneous Yards	0	0
Possession Time	23:35	36:25
1st Quarter	5:11	9:49
2nd Quarter	6:23	8:37
3rd Quarter	4:49	10:11
4th Quarter	7:12	7:48
Third-Down Conversions	4 of 11	9 of 16
Fourth-Down Conversions	0 of 1	0 of 1
Red-Zone Scores-Chances	1-1	3-7
Sacks By: Number-Yards	1-8	2-17
PAT Kicks	2-2	2-2
Field Goals	0-0	1-2



Individual Statistics (Final)
Virginia Tech Football
 Virginia vs Virginia Tech (Nov 29, 2008 at Blacksburg, Va.)



Virginia

Rushing	No.	Gain	Loss	Net	TD	Lg	Avg
Vic Hall	16	121	12	109	2	40	6.8
Cedric Peerman	12	67	0	67	0	16	5.6
TEAM	1	0	1	-1	0	0	-1.0
Marc Verica	2	5	8	-3	0	5	-1.5
Totals	31	193	21	172	2	40	5.5

Passing	C-A-I	Yds	TD	Long	Sack
Marc Verica	8-14-1	77	0	38	1
Vic Hall	0-1-0	0	0	0	1
Totals	8-15-1	77	0	38	2

Receiving	No.	Yards	TD	Long
Rashawn Jackson	2	18	0	10
Cedric Peerman	2	10	0	10
Maurice Covington	1	38	0	38
Cary Koch	1	6	0	6
Kevin Ogletree	1	4	0	4
John Phillips	1	1	0	1
Totals	8	77	0	38

Punting	No.	Yds	Avg	Long	In20	TB
Jimmy Howell	5	191	38.2	51	1	1
Totals	5	191	38.2	51	1	1

Returns	Punt			Kickoff			Intercept		
	No	Yds	Lg	No	Yds	Lg	No	Yds	Lg
Chase Minnifield	1	10	10	2	47	31	0	0	0
Rodney McLeod	0	0	0	2	43	23	0	0	0
Byron Glaspy	0	0	0	0	0	0	1	0	0
Totals	1	10	10	4	90	31	1	0	0

Field goals	Qtr	Time	Dist	Result

Kickoffs	No.	Yards	Avg	TB	OB
Yannick Reyring	3	197	65.7	0	0

All-purpose	Run	Rcv	KR	PR	IR	Total
Vic Hall	109	0	0	0	0	109
Cedric Peerman	67	10	0	0	0	77
Chase Minnifield	0	0	47	10	0	57
Rodney McLeod	0	0	43	0	0	43

Virginia Tech

Rushing	No.	Gain	Loss	Net	TD	Lg	Avg
Tyrod Taylor	16	137	0	137	0	73	8.6
Darren Evans	25	75	3	72	0	8	2.9
Greg Boone	3	12	4	8	1	8	2.7
Victor Harris	1	6	0	6	0	6	6.0
Josh Oglesby	3	3	1	2	0	2	0.7
Team	2	0	2	-2	0	0	-1.0
Sean Glennon	2	1	8	-7	0	1	-3.5
Totals	52	234	18	216	1	73	4.2

Passing	C-A-I	Yds	TD	Long	Sack
Tyrod Taylor	12-18-0	137	1	20	0
Sean Glennon	3-9-1	39	0	18	1
Greg Boone	0-1-0	0	0	0	0
Totals	15-28-1	176	1	20	1

Receiving	No.	Yards	TD	Long
Jarrett Boykin	6	65	1	18
Danny Coale	5	66	0	20
Greg Boone	2	29	0	17
Kenny Jefferson	1	9	0	9
Darren Evans	1	7	0	7
Totals	15	176	1	20

Punting	No.	Yds	Avg	Long	In20	TB
Brent Bowden	3	145	48.3	53	1	1
Totals	3	145	48.3	53	1	1


Returns	Punt			Kickoff			Intercept		
	No	Yds	Lg	No	Yds	Lg	No	Yds	Lg
Dyrell Roberts	0	0	0	3	75	30	0	0	0
Dorian Porch	0	0	0	0	0	0	1	40	40
Totals	0	0	0	3	75	30	1	40	40

Field goals	Qtr	Time	Dist	Result
Dustin Keys	2nd	10:27	22 yards	Missed
Dustin Keys	4th	06:37	28 yards	Good

Kickoffs	No.	Yards	Avg	TB	OB
Justin Myer	4	249	62.2	0	0

All-purpose	Run	Rcv	KR	PR	IR	Total
Tyrod Taylor	137	0	0	0	0	137
Darren Evans	72	7	0	0	0	79
Dyrell Roberts	0	0	75	0	0	75
Danny Coale	0	66	0	0	0	66

FUMBLES: Virginia-Vic Hall 1-0; TEAM 1-0. Virginia Tech-Sean Glennon 1-0.



Defensive Statistics (Final)
Virginia Tech Football
 Virginia vs Virginia Tech (Nov 29, 2008 at Blacksburg, Va.)



#	Virginia	Solo	Ast	Total	Sacks-Yds	TFL-Yds	FF	FR-Yds	Int-Yds	BrUp	Blks	QBH
22	Byron Glaspy	7	8	15	-	0.5-2	-	-	1-0	1	-	-
93	Alex Field	3	7	10	-	-	-	-	-	-	-	-
54	Jon Copper	4	5	9	-	-	-	-	-	-	-	-
51	Clint Sintim	2	6	8	-	-	-	-	-	-	-	2
40	Corey Mosley	4	3	7	-	-	-	-	-	-	-	-
45	Denzel Burrell	3	4	7	-	-	-	-	-	-	-	1
96	Nick Jenkins	1	5	6	-	0.5-1	-	-	-	-	-	1
58	Antonio Appleby	1	5	6	-	1.0-1	-	-	-	-	-	-
13	Chase Minnifield	2	2	4	-	-	-	-	-	1	-	-
94	Matt Conrath	1	3	4	-	-	-	-	-	-	-	-
4	Vic Hall	3	0	3	1.0-8	1.0-8	1	-	-	-	-	-
19	Ras-I Dowling	2	1	3	-	-	-	-	-	2	-	-
98	Nate Collins	1	2	3	-	0.5-2	-	-	-	-	-	-
43	Mike Parker	2	0	2	-	-	-	-	-	-	-	-
65	B.J. Cabbell	1	0	1	-	-	-	-	-	-	-	-
44	Raynard Horne	1	0	1	-	-	-	-	-	-	-	-
2C	Rodney McLeod	1	0	1	-	-	-	-	-	-	-	-
59	John-Kevin Dolce	0	1	1	-	0.5-2	-	-	-	-	-	-
Totals		39	52	91	1.0-8	4.0-16	1	0-0	1-0	4	0	4
#	Virginia Tech	Solo	Ast	Total	Sacks-Yds	TFL-Yds	FF	FR-Yds	Int-Yds	BrUp	Blks	QBH
45	Purnell Sturdivant	3	5	8	1.0-8	1.0-8	-	-	-	-	-	-
33	Brett Warren	4	3	7	-	-	1	-	-	-	-	-
6	Jason Worilds	2	5	7	1.0-9	2.0-12	-	-	-	-	-	1
90	Orion Martin	2	4	6	-	-	-	-	-	-	-	1
1	Victor Harris	1	4	5	-	-	-	-	-	1	-	-
17	Kam Chancellor	3	1	4	-	-	-	-	-	-	-	-
24	Dorian Porch	2	2	4	-	-	-	-	1-40	-	-	-
91	John Graves	1	2	3	-	-	-	-	-	-	-	-
22	Stephan Virgil	1	2	3	-	-	-	-	-	1	-	-
26	Cody Grimm	1	1	2	-	-	-	-	-	-	-	1
41	Cam Martin	1	1	2	-	-	-	-	-	-	-	-
52	Barquell Rivers	1	1	2	-	-	-	-	-	-	-	-
86	Chris Drager	1	0	1	-	-	-	-	-	-	-	-
23	Matt Reidy	1	0	1	-	-	-	-	-	-	-	-
47	Nekos Brown	0	1	1	-	-	-	-	-	-	-	-
48	Justin Myer	0	1	1	-	-	-	-	-	-	-	-
95	Cordarrow Thompson	0	1	1	-	-	-	-	-	-	-	-
Totals		24	34	58	2.0-17	3.0-20	1	0-0	1-40	2	0	3



Drive Chart (By Team) (Final)
Virginia Tech Football
 Virginia vs Virginia Tech (Nov 29, 2008 at Blacksburg, Va.)




Team	Qtr	Drive Started			Drive Ended			Consumed	
		Spot	Time	Obtained	Spot	Time	How lost	PI - Yds	TOP
VA	1st	V29	15:00	Kickoff	T00	11:57	*TOUCHDOWN	6 - 71	3:03
VA		V30	05:21	Kickoff	V39	03:19	Punt	3 - 9	2:02
VA	2nd	V20	10:27	Missed FG	V30	07:32	Punt	5 - 10	2:55
VA		V38	06:21	Punt	T00	03:24	*TOUCHDOWN	6 - 62	2:57
VA		V20	00:31	Interception	V19	00:00	End of half	1 - (1)	0:31
VA	3rd	V31	12:46	Kickoff	V40	11:12	Punt	3 - 9	1:34
VA		V05	04:16	Downs	T39	01:09	Punt	8 - 56	3:07
VA	4th	V20	13:58	Punt	V16	11:54	Punt	3 - (4)	2:04
VA		V26	06:30	Kickoff	T25	02:15	Interception	7 - 49	4:15
VA		V13	01:38	Punt	V06	00:52	Downs	4 - (7)	0:46

Virginia	1st Qtr	2nd Qtr	3rd Qtr	4th Qtr	1st Half	2nd Half	Total
Time of possession	05:11	06:23	04:49	07:12	11:34	12:01	23:35
3rd down conversions	1-2	1-2	1-3	1-4	2-4	2-7	4-11
Average field position	V29	V26	V18	V19	V27	V19	V23
4th down conversions	0-0	0-0	0-0	0-1	0-0	0-1	0-1

Team	Qtr	Drive Started			Drive Ended			Consumed	
		Spot	Time	Obtained	Spot	Time	How lost	PI - Yds	TOP
VT	1st	T35	11:51	Kickoff	V00	05:27	*TOUCHDOWN	13 - 65	6:24
VT		T32	03:19	Punt	V05	10:27	Missed FG	14 - 63	7:52
VT	2nd	T19	07:32	Punt	T19	06:21	Punt	3 - 0	1:11
VT		T23	03:17	Kickoff	V18	00:31	Interception	14 - 59	2:46
VT	3rd	T15	14:54	Kickoff	V00	12:54	*TOUCHDOWN	5 - 85	2:00
VT		T23	11:12	Punt	V05	04:16	Downs	13 - 72	6:56
VT		T20	01:09	Punt	T50	13:58	Punt	5 - 30	2:11
VT	4th	T49	11:54	Punt	V11	06:37	*FIELD GOAL	10 - 40	5:17
VT		T40	02:15	Interception	T45	01:38	Punt	3 - 5	0:37
VT		V05	00:52	Downs	V07	00:00	End of half	2 - (2)	0:52

Virginia Tech	1st Qtr	2nd Qtr	3rd Qtr	4th Qtr	1st Half	2nd Half	Total
Time of possession	09:49	08:37	10:11	07:48	18:26	17:59	36:25
3rd down conversions	3-3	3-6	3-4	0-3	6-9	3-7	9-16
Average field position	T33	T21	T19	V39	T27	T40	T35
4th down conversions	0-0	0-0	0-1	0-0	0-0	0-1	0-1



Drive Chart (By Quarter) (Final)
Virginia Tech Football
Virginia vs Virginia Tech (Nov 29, 2008 at Blacksburg, Va.)



Team	Qtr	Drive Started			Drive Ended			Consumed	
		Spot	Time	Obtained	Spot	Time	How lost	PI - Yds	TOP
VA	1st	V29	15:00	Kickoff	T00	11:57	*TOUCHDOWN	6 - 71	3:03
VT		T35	11:51	Kickoff	V00	05:27	*TOUCHDOWN	13 - 65	6:24 .
VA	2nd	V30	05:21	Kickoff	V39	03:19	Punt	3 - 9	2:02
VT		T32	03:19	Punt	V05	10:27	Missed FG	14 - 63	7:52 .
VA		V20	10:27	Missed FG	V30	07:32	Punt	5 - 10	2:55
VT		T19	07:32	Punt	T19	06:21	Punt	3 - 0	1:11
VA	3rd	V38	06:21	Punt	T00	03:24	*TOUCHDOWN	6 - 62	2:57 .
VT		T23	03:17	Kickoff	V18	00:31	Interception	14 - 59	2:46 .
VA		V20	00:31	Interception	V19	00:00	End of half	1 - (1)	0:31
VT		T15	14:54	Kickoff	V00	12:54	*TOUCHDOWN	5 - 85	2:00 .
VA		V31	12:46	Kickoff	V40	11:12	Punt	3 - 9	1:34
VT		T23	11:12	Punt	V05	04:16	Downs	13 - 72	6:56 .
VA	4th	V05	04:16	Downs	T39	01:09	Punt	8 - 56	3:07
VT		T20	01:09	Punt	T50	13:58	Punt	5 - 30	2:11
VA		V20	13:58	Punt	V16	11:54	Punt	3 - (4)	2:04
VT		T49	11:54	Punt	V11	06:37	*FIELD GOAL	10 - 40	5:17 .
VA		V26	06:30	Kickoff	T25	02:15	Interception	7 - 49	4:15
VT		T40	02:15	Interception	T45	01:38	Punt	3 - 5	0:37
VA	VT	V13	01:38	Punt	V06	00:52	Downs	4 - (7)	0:46
VT		V05	00:52	Downs	V07	00:00	End of half	2 - (2)	0:52 .



Play-by-Play Summary (1st quarter)
Virginia vs Virginia Tech (Nov 29, 2008 at Blacksburg, Va.)



Virginia Tech Captains: 1, 35, 58, 90

Virginia Captains: 4, 37, 51, 85

Today's Weather: 42 F, Wind: 2-4 mph from the SE

Cloudy and cold with highs in the mid 40's, 50% chance of light rain.

Virginia Tech wins the toss and defers to the second half.

Virginia elects to receive and defend the South Goal.

1-10	VA 30	VT ball on VT35. Myer, J kickoff 59 yards to the VA6, Rodney McLeod return 23 yards to the VA29, out-of-bounds (Martin, C).	
1-10	VA 29	Vic Hall at QB for Virginia.	
1-10	VA 29	Cedric Peerman rush over right end for 6 yards to the VA35 (Porch, D;Worlds, J).	
2-4	VA 35	Vic Hall rush over left end for 14 yards to the VA49, 1ST DOWN VA (Chancellor, K).	R1
1-10	VA 49	Cedric Peerman rush up middle for 6 yards to the VT45 (Sturdivant, P;Graves, J).	
2-4	VT 45	Vic Hall rush over right end for 1 yard to the VT44 (Warren, Br).	
3-3	VT 44	Marc Verica at QB for Virginia.	
3-3	VT 44	Marc Verica pass complete to Kevin Ogletree for 4 yards to the VT40, 1ST DOWN VA (Virgil, S;Chancellor, K).	P2
1-10	VT 40	Vic Hall at QB for Virginia.	
1-10	VT 40	Vic Hall rush over right end for 40 yards to the VT0, 1ST DOWN VA, TOUCHDOWN, clock 11:57.	R3
1-G	VT 03	Robert Randolph kick attempt good.	

Virginia 7, Virginia Tech 0

6 plays, 71 yards, 3:03

Y. Reyerer kickoff 65 yards to the VT5, Roberts, D return 30 yards to the VT35, out-of-bounds (Ras-I Dowling).

VIRGINIA TECH drive start at 11:51.

1-10	VT 35	Taylor, T at QB for Virginia Tech.	
1-10	VT 35	Evans, D rush up middle for 3 yards to the VT38 (Denzel Burrell).	
2-7	VT 38	Taylor, T rush over left guard for 3 yards to the VT41 (Nick Jenkins;Alex Field).	
3-4	VT 41	Taylor, T pass complete to Coale, D for 11 yards to the VA48, 1ST DOWN VT (Denzel Burrell).	P1

Previous pass was tipped by VT #32-Darren Evans

1-10	VA 48	Boone, G at QB for Virginia Tech.	
1-10	VA 48	Boone, G rush up middle for 8 yards to the VA40 (Byron Glaspy;C. Minnifield).	
2-2	VA 40	Taylor, T at QB for Virginia Tech.	
2-2	VA 40	Evans, D rush over right end for 4 yards to the VA36, 1ST DOWN VT (Byron Glaspy).	R2
1-10	VA 36	Boone, G at QB for Virginia Tech.	
1-10	VA 36	Boone, G pass incomplete to Taylor, T (Ras-I Dowling).	
2-10	VA 36	Taylor, T at QB for Virginia Tech.	
2-10	VA 36	Taylor, T sideline pass complete to Coale, D for 11 yards to the VA25, 1ST DOWN VT, out-of-bounds (Mike Parker).	P3
1-10	VA 25	Evans, D rush over left end for no gain to the VA25 (Corey Mosley).	
2-10	VA 25	Taylor, T sideline pass complete to Coale, D for 11 yards to the VA14, 1ST DOWN VT (Mike Parker).	P4
1-10	VA 14	Evans, D rush over right tackle for 5 yards to the VA9 (Byron Glaspy).	
2-5	VA 09	Evans, D rush over right end for 4 yards to the VA5 (Corey Mosley).	
3-1	VA 05	Oglesby, J rush over right tackle for 2 yards to the VA3, 1ST DOWN VT (Matt Conrath;Alex Field).	R5
1-G	VA 03	Taylor, T flag pass complete to Boykin, J for 3 yards to the VA0, TOUCHDOWN, clock 05:27.	
1-G	VA 03	Keys, D kick attempt good.	

Virginia Tech 7, Virginia 7

13 plays, 65 yards, 6:24

Myer, J kickoff 60 yards to the VA10, Rodney McLeod return 20 yards to the VA30 (Reidy, M).

VIRGINIA drive start at 05:21.

1-10	VA 30	Vic Hall at QB for Virginia.	
1-10	VA 30	Vic Hall rush over right end for 3 yards to the VA33 (Harris, V).	
2-7	VA 33	Marc Verica at QB for Virginia.	
2-7	VA 33	Cedric Peerman rush over right tackle for 2 yards to the VA35 (Martin, O).	
3-5	VA 35	Cedric Peerman rush over right guard for 4 yards to the VA39 (Grimm, C;Martin, O).	
4-1	VA 39	Jimmy Howell punt 29 yards to the VT32, fair catch by Harris, V.	

3 plays, 9 yards, 2:02

VIRGINIA TECH drive start at 03:19.

1-10	VT 32	Taylor, T at QB for Virginia Tech.	
1-10	VT 32	Taylor, T flare pass complete to Jefferson, K for 9 yards to the VT41 (Ras-I Dowling;Denzel Burrell).	
2-1	VT 41	Evans, D rush over right guard for 8 yards to the VT49, 1ST DOWN VT (Byron Glaspy;Clint Sintim).	R6
1-10	VT 49	Taylor, T pass incomplete to Harris, V.	
2-10	VT 49	Taylor, T rush over right end for 1 yard to the 50 yardline (Corey Mosley).	



Play-by-Play Summary (1st quarter)
Virginia vs Virginia Tech (Nov 29, 2008 at Blacksburg, Va.)



3-9 VT 50
 3-14 VT 45
 1-10 VA 37
 2-8 VA 35

PENALTY VT false start (DeChristopher) 5 yards to the VT45.
 Taylor, T crossing pass complete to Boykin, J for 18 yards to the VA37, 1ST DOWN VT.
 Evans, D rush over right end for 2 yards to the VA35 (Denzel Burrell).
 Clock 00:09.

P7

END OF 1st QUARTER: Virginia Tech 7, Virginia 7

Quarter Summary	Score	Time Poss	1st Downs				Conversions		Rushing	Passing	Penalties
			R	P	X	T	3rd	4th			
Virginia	7	05:11	2	1	0	3	1-2	0-0	8-76	1-1-0-4	0-0
Virginia Tech	7	09:49	3	4	0	7	2-2	0-0	11-40	6-8-0-63	1-5



Play-by-Play Summary (2nd quarter)
Virginia vs Virginia Tech (Nov 29, 2008 at Blacksburg, Va.)



2-8	VA 35	Start of 2nd quarter, clock 15:00.	
2-8	VA 35	Taylor, T rush over left end for 13 yards to the VA22, 1ST DOWN VT (Jon Copper).	R8
<i>Tyrod Taylor injured on the play for Virginia Tech.</i>			
1-10	VA 22	Glennon, S at QB for Virginia Tech.	
1-10	VA 22	Evans, D rush over right tackle for 2 yards to the VA20 (Corey Mosley).	
2-8	VA 20	Evans, D rush over right guard for 4 yards to the VA16 (Denzel Burrell;Jon Copper).	
3-4	VA 16	Evans, D rush up middle for 4 yards to the VA12, 1ST DOWN VT (Alex Field).	R9
1-10	VA 12	Evans, D rush over right guard for 2 yards to the VA10 (Byron Glaspy;Jon Copper).	
2-8	VA 10	Taylor, T at QB for Virginia Tech.	
2-8	VA 10	Taylor, T rush over right end for 6 yards to the VA4 (Antonio Appleby;C. Minnifield).	
3-2	VA 04	Oglesby, J rush right for loss of 1 yard to the VA5 (Antonio Appleby).	
4-3	VA 05	Keys, D field goal attempt from 22 MISSED - wide right, spot at VA20, clock 10:27.	
<i>14 plays, 63 yards, 7:52</i>			

VIRGINIA drive start at 10:27.

1-10	VA 20	Vic Hall at QB for Virginia.	
1-10	VA 20	Vic Hall rush left for no gain to the VA20 (Martin, O).	
2-10	VA 20	Marc Verica at QB for Virginia.	
2-10	VA 20	Marc Verica flare pass complete to Rashawn Jackson for 10 yards to the VA30, 1ST DOWN VA (Sturdivant, P).	P4
1-10	VA 30	Vic Hall at QB for Virginia.	
1-10	VA 30	Vic Hall rush over right tackle for 3 yards to the VA33 (Sturdivant, P).	
2-7	VA 33	Cedric Peerman rush up middle for 2 yards to the VA35 (Worilds, J;Harris, V).	
3-5	VA 35	Marc Verica at QB for Virginia.	
3-5	VA 35	Marc Verica pass incomplete to Kevin Ogletree (Virgil, S), QB hurry by Grimm, C.	
4-5	VA 35	PENALTY VA false start (Keith Payne) 5 yards to the VA30.	
4-10	VA 30	Jimmy Howell punt 51 yards to the VT19, downed.	
<i>5 plays, 10 yards, 2:55</i>			

VIRGINIA TECH drive start at 07:32.

1-10	VT 19	Taylor, T at QB for Virginia Tech.	
1-10	VT 19	Taylor, T pass incomplete, QB hurry by Denzel Burrell.	
2-10	VT 19	Taylor, T rush draw play for no gain to the VT19 (Jon Copper).	
3-10	VT 19	Taylor, T pass incomplete to Boykin, J, QB hurry by Nick Jenkins, QB hurry by Clint Sintim.	
4-10	VT 19	Bowden, B punt 53 yards to the VA28, C. Minnifield return 10 yards to the VA38 (Drager, C).	
<i>3 plays, 0 yards, 1:11</i>			

VIRGINIA drive start at 06:21.

1-10	VA 38	Vic Hall at QB for Virginia.	
1-10	VA 38	Vic Hall rush over right guard for no gain to the VA38 (Harris, V;Worilds, J).	
2-10	VA 38	Vic Hall rush over left guard for no gain to the VA38 (Brown, N;Sturdivant, P).	
3-10	VA 38	Marc Verica at QB for Virginia.	
3-10	VA 38	Marc Verica pass complete to Cedric Peerman for 10 yards to the VA48, 1ST DOWN VA, out-of-bounds (Porch, D).	P5
1-10	VA 48	Marc Verica rush over left end for 5 yards to the VT47 (Warren, Br).	
2-5	VT 47	Cedric Peerman rush over left end for 16 yards to the VT31, 1ST DOWN VA (Chancellor, K).	R6
1-10	VT 31	Vic Hall at QB for Virginia.	
1-10	VT 31	Vic Hall pass incomplete to M. Covington, PENALTY VT pass interference (Chancellor, K) 15 yards to the VT16, 1ST DOWN VA, NO PLAY.	X7
1-10	VT 16	Vic Hall rush over right end for 16 yards to the VT0, 1ST DOWN VA, TOUCHDOWN, clock 03:24.	R8
1-G	VT 03	Robert Randolph kick attempt failed, PENALTY VT offside defense (Graves, J) 2 yards to the VT1, NO PLAY.	
1-G	VT 01	Robert Randolph kick attempt good.	

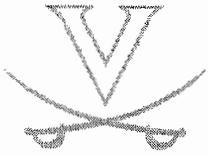
Virginia 14, Virginia Tech 7

6 plays, 62 yards, 2:57

Y. Reyrering kickoff 70 yards to the VT0, Roberts, D return 23 yards to the VT23 (Raynard Horne).

VIRGINIA TECH drive start at 03:17.

1-10	VT 23	Taylor, T at QB for Virginia Tech.	
1-10	VT 23	Taylor, T rush over left tackle for 2 yards to the VT25 (Alex Field).	
2-8	VT 25	Taylor, T flare pass complete to Evans, D for 7 yards to the VT32, out-of-bounds (Clint Sintim).	
3-1	VT 32	Taylor, T rush quarterback sneak for 3 yards to the VT35, 1ST DOWN VT (Clint Sintim;Alex Field).	R10
1-10	VT 35	Glennon, S at QB for Virginia Tech.	
1-10	VT 35	Glennon, S I pass incomplete to Coale, D, dropped pass.	
2-10	VT 35	Glennon, S pass incomplete to Roberts, D (Ras-I Dowling), PENALTY VA pass interference (Ras-I Dowling) 15 yards to the 50 yardline, 1ST DOWN VT, NO PLAY.	X11
1-10	VT 50	Glennon, S pass incomplete to Roberts, D (Ras-I Dowling).	
2-10	VT 50	Glennon, S middle pass complete to Boone, G for 12 yards to the VA38, 1ST DOWN VT (Nate	P12



Play-by-Play Summary (2nd quarter)
Virginia vs Virginia Tech (Nov 29, 2008 at Blacksburg, Va.)



Collins), clock 01:38.
 1-10 VA 38 Glennon, S sacked for loss of 8 yards to the VA46 (Vic Hall), fumble by Glennon, S recovered by VT Glennon, S at VA46.
 2-18 VA 46 Timeout Virginia Tech, clock 01:18.
 2-18 VA 46 Glennon, S crossing pass complete to Boykin, J for 18 yards to the VA28, 1ST DOWN VT, out-of-bounds (Rodney McLeod). P13
 1-10 VA 28 Glennon, S pass incomplete, QB hurry by Clint Sintim.
 2-10 VA 28 Glennon, S sideline pass complete to Boykin, J for 10 yards to the VA18, out-of-bounds (Rashawn Jackson), NO PLAY, clock 00:55.
Previous play is under review...Play complete to the 19, no first down
 2-10 VA 28 Glennon, S sideline pass complete to Boykin, J for 9 yards to the VA19, out-of-bounds (C. Minnifield).
 3-1 VA 19 Glennon, S rush quarterback sneak for 1 yard to the VA18, 1ST DOWN VT (Nick Jenkins;Nate Collins), clock 00:52. R14
 1-10 VA 18 Glennon, S pass incomplete to Coale, D, clock 00:42.
 2-10 VA 18 Glennon, S pass incomplete to Coale, D, clock 00:36.
 3-10 VA 18 Timeout Virginia Tech, clock 00:36.
 3-10 VA 18 Timeout Virginia, clock 00:36.
 3-10 VA 18 Timeout Virginia, clock 00:36.
 3-10 VA 18 Glennon, S middle pass intercepted by Byron Glaspy at the VA0, Byron Glaspy return 0 yards to the VA0, touchback.
14 plays, 59 yards, 2:46


VIRGINIA drive start at 00:31.

1-10 VA 20 TEAM rush for loss of 1 yard to the VA19.
 End of half, clock 00:00.

1 play, minus 1 yard, 0:31

END OF 2nd QUARTER: Virginia 14, Virginia Tech 7

Quarter Summary	Score	Time Poss	1st Downs				Conversions		Rushing	Passing	Penalties
			R	P	X	T	3rd	4th			
Virginia	7	06:23	2	2	1	5	1-2	0-0	9-41	2-3-0-20	2-20
Virginia Tech	0	08:37	4	2	1	7	3-6	0-0	12-28	4-12-1-46	2-17



Quickie Statistics (Halftime)

Virginia vs Virginia Tech (Nov 29, 2008 at Blacksburg, Va.)



	VA	VT
Score	14	7
FIRST DOWNS	8	14
RUSHES-YARDS (NET)	17-117	23-68
PASSING YDS (NET)	24	109
Passes Att-Comp-Int	4-3-0	20-10-1
TOTAL OFFENSE PLAYS-YARDS	21-141	43-177
Fumble Returns-Yards	0-0	0-0
Punt Returns-Yards	1-10	0-0
Kickoff Returns-Yards	2-43	2-53
Interception Returns-Yards	1-0	0-0
Punts (Number-Avg)	2-40.0	1-53.0
Fumbles-Lost	0-0	1-0
Penalties-Yards	2-20	3-22
Possession Time	11:34	18:26
Third-Down Conversions	2 of 4	6 of 9
Fourth-Down Conversions	0 of 0	0 of 0
Red-Zone Scores-Chances	1-1	1-3

Virginia

Rushing	No.	Gain	Loss	Net	TD	Lg	Avg
Vic Hall	9	77	0	77	2	40	8.6
Cedric Peerman	6	36	0	36	0	16	6.0
Marc Verica	1	5	0	5	0	5	5.0
TEAM	1	0	1	-1	0	0	-1.0

Passing	C-A-I	Yds	TD	Long	Sack
Marc Verica	3-4-0	24	0	10	0

Receiving	No.	Yards	TD	Long
Cedric Peerman	1	10	0	10
Rashawn Jackson	1	10	0	10
Kevin Ogletree	1	4	0	4

Punting	No.	Yds	Avg	Long	In20	TB
Jimmy Howell	2	80	40.0	51	1	0

Punt Returns	No.	Yards	TD	Long
Chase Minnifield	1	10	0	10

Kick Returns	No.	Yards	TD	Long
Rodney McLeod	2	43	0	23

Tackles	UA-A	Total	Sacks	TFL
Denzel Burrell	3-2	5	0.0	0.0
Byron Glaspy	2-3	5	0.0	0.0
Alex Field	2-3	5	0.0	0.0
Corey Mosley	4-0	4	0.0	0.0

Virginia Tech

Rushing	No.	Gain	Loss	Net	TD	Lg	Avg
Darren Evans	11	38	0	38	0	8	3.5
Tyrod Taylor	7	28	0	28	0	13	4.0
Greg Boone	1	8	0	8	0	8	8.0
Josh Oglesby	2	2	1	1	0	2	0.5

Passing	C-A-I	Yds	TD	Long	Sack
Tyrod Taylor	7-10-0	70	1	18	0
Sean Glennon	3-9-1	39	0	18	1

Receiving	No.	Yards	TD	Long
Jarrett Boykin	4	48	1	18
Danny Coale	3	33	0	11
Greg Boone	1	12	0	12
Kenny Jefferson	1	9	0	9

Punting	No.	Yds	Avg	Long	In20	TB
Brent Bowden	1	53	53.0	53	0	0

Punt Returns	No.	Yards	TD	Long

Kick Returns	No.	Yards	TD	Long
Dyrell Roberts	2	53	0	30

Tackles	UA-A	Total	Sacks	TFL
Purnell Sturdivant	2-2	4	0.0	0.0
Orion Martin	2-1	3	0.0	0.0
Kam Chancellor	2-1	3	0.0	0.0
Victor Harris	1-2	3	0.0	0.0

Qtr	Time	Scoring Play	V-H
1st	11:57	VA - Vic Hall 40 yd run (Robert Randolph kick), 6-71 3:03	7 - 0
	05:27	VT - Jarrett Boykin 3 yd pass from Tyrod Taylor (Dustin Keys kick), 13-65 6:24	7 - 7
2nd	03:24	VA - Vic Hall 16 yd run (Robert Randolph kick), 6-62 2:57	14 - 7



Play-by-Play Summary (3rd quarter)

Virginia vs Virginia Tech (Nov 29, 2008 at Blacksburg, Va.)



Virginia Tech elects to receive and defend the South Goal.

Start of 3rd quarter, clock 15:00, VA ball on VA35.

Y. Reyerling kickoff 62 yards to the VT3, Roberts, D return 22 yards to the VT25 (C. Minnifield), PENALTY VT illegal block (Houseright, J) 10 yards to the VT15, 1st and 10, VT ball on VT15.

VIRGINIA TECH drive start at 14:54.

1-10	VT 15	Taylor, T at QB for Virginia Tech.	
1-10	VT 15	Evans, D rush over left guard for 3 yards to the VT18 (Jon Copper;Clint Sintim).	
2-7	VT 18	Taylor, T pass incomplete to Coale, D (C. Minnifield).	
3-7	VT 18	Taylor, T rush over left end for 73 yards to the VA9, 1ST DOWN VT (Vic Hall).	R15
1-G	VA 09	Evans, D rush over left end for 5 yards to the VA4 (Nick Jenkins;Corey Mosley).	
2-G	VA 04	Boone, G at QB for Virginia Tech.	
2-G	VA 04	Boone, G rush up middle for 4 yards to the VA0, TOUCHDOWN, clock 12:54.	
1-G	VA 03	Keys, D kick attempt good.	

Virginia Tech 14, Virginia 14

5 plays, 85 yards, 2:00

Myer, J kickoff 70 yards to the VA0, C. Minnifield return 31 yards to the VA31 (Rivers, B;Myer, J).

VIRGINIA drive start at 12:46.

1-10	VA 31	Vic Hall at QB for Virginia.
1-10	VA 31	Vic Hall rush up middle for no gain to the VA31, fumble forced by Warren, Br, fumble by Vic Hall recovered by VA B.J. Cabbell at VA31.
2-10	VA 31	Vic Hall rush over left end for 1 yard to the VA32 (Harris, V;Warren, Br).
3-9	VA 32	Marc Verica at QB for Virginia.
3-9	VA 32	Cedric Peerman rush draw play for 8 yards to the VA40, out-of-bounds (Warren, Br).
4-1	VA 40	Jimmy Howell punt 37 yards to the VT23, downed.

3 plays, 9 yards, 1:34

VIRGINIA TECH drive start at 11:12.

1-10	VT 23	Taylor, T at QB for Virginia Tech.	
1-10	VT 23	Taylor, T pass incomplete to Evans, D, dropped pass.	
2-10	VT 23	Taylor, T sideline pass complete to Coale, D for 20 yards to the VT43, 1ST DOWN VT, out-of-bounds (Ras-I Dowling).	P16
1-10	VT 43	Boone, G at QB for Virginia Tech.	
1-10	VT 43	Harris, V rush up middle for 6 yards to the VT49 (Corey Mosley;Nick Jenkins).	
2-4	VT 49	Taylor, T at QB for Virginia Tech.	
2-4	VT 49	Evans, D rush over left tackle for 2 yards to the VA49 (Denzel Burrell;Matt Conrath).	
3-2	VA 49	Evans, D rush right for 3 yards to the VA46, 1ST DOWN VT (Jon Copper).	R17
1-10	VA 46	Evans, D rush over left end for 5 yards to the VA41 (Byron Glaspy;Antonio Appleby).	
2-5	VA 41	Oglesby, J rush over right guard for 1 yard to the VA40 (Alex Field).	
3-4	VA 40	Taylor, T middle pass complete to Boone, G for 17 yards to the VA23, 1ST DOWN VT (Clint Sintim).	P18
1-10	VA 23	Taylor, T rush over left end for 15 yards to the VA8, 1ST DOWN VT (Byron Glaspy;Corey Mosley).	R19
1-G	VA 08	Evans, D rush up middle for 3 yards to the VA5 (Matt Conrath).	
2-G	VA 05	Evans, D rush up middle for loss of 3 yards to the VA8 (Byron Glaspy;Nick Jenkins).	
3-G	VA 08	Taylor, T rush right for 7 yards to the VA1 (Vic Hall).	
4-G	VA 01	Timeout Virginia Tech, clock 04:22.	
4-G	VA 01	Boone, G at QB for Virginia Tech.	
4-G	VA 01	Boone, G rush for loss of 4 yards to the VA5 (J-K Dolce;Nate Collins).	

13 plays, 72 yards, 6:56

VIRGINIA drive start at 04:16.

1-10	VA 05	Marc Verica at QB for Virginia.	
1-10	VA 05	Marc Verica sideline pass complete to Cary Koch for 6 yards to the VA11, out-of-bounds.	
2-4	VA 11	Vic Hall at QB for Virginia.	
2-4	VA 11	Cedric Peerman rush up middle for 15 yards to the VA26, 1ST DOWN VA (Chancellor, K).	R9
1-10	VA 26	Vic Hall rush left for 2 yards to the VA28 (Martin, O;Martin, C).	
2-8	VA 28	Vic Hall pass incomplete to John Phillips, dropped pass, QB hurry by Worilids, J.	
3-8	VA 28	Marc Verica at QB for Virginia.	
3-8	VA 28	Marc Verica deep out pass complete to M. Covington for 38 yards to the VT34, 1ST DOWN VA, out-of-bounds (Virgil, S).	P10
1-10	VT 34	Cedric Peerman rush over left guard for no gain to the VT34 (Martin, O;Worilids, J).	
2-10	VT 34	Marc Verica pass incomplete to Andrew Devlin, dropped pass (Harris, V).	
3-10	VT 34	PENALTY VA substitution infraction 5 yards to the VT39.	
3-15	VT 39	Fumble by TEAM, Marc Verica pass incomplete to Cedric Peerman, QB hurry by Martin, O.	
4-15	VT 39	Jimmy Howell punt 39 yards to the VT0, touchback.	

8 plays, 56 yards, 3:07

VIRGINIA TECH drive start at 01:09.

1-10	VT 20	Taylor, T at QB for Virginia Tech.	
1-10	VT 20	Taylor, T pass incomplete to Coale, D, PENALTY VA pass interference (Ras-I Dowling) 15	X20



Play-by-Play Summary (3rd quarter)

Virginia vs Virginia Tech (Nov 29, 2008 at Blacksburg, Va.)



1-10 VT 35
2-7 VT 38

yards to the VT35, 1ST DOWN VT, NO PLAY.

Taylor, T rush over left tackle for 3 yards to the VT38 (Nick Jenkins).

Evans, D rush over right guard for 7 yards to the VT45, 1ST DOWN VT (Antonio Appleby; Alex Field).

R21

END OF 3rd QUARTER: Virginia Tech 14, Virginia 14

Quarter Summary	Score	Time Poss	1st Downs				Conversions		Rushing	Passing	Penalties
			R	P	X	T	3rd	4th			
Virginia	0	04:49	1	1	0	2	1-3	0-0	6-26	2-5-0-44	2-20
Virginia Tech	7	10:11	4	2	1	7	3-4	0-1	16-130	2-4-0-37	1-10



Play-by-Play Summary (4th quarter)
Virginia vs Virginia Tech (Nov 29, 2008 at Blacksburg, Va.)



1-10 VT 45 Start of 4th quarter, clock 15:00.
 1-10 VT 45 Evans, D rush right for 1 yard to the VT46, out-of-bounds (Byron Glaspy).
 2-9 VT 46 Taylor, T rush left for 4 yards to the 50 yardline, out-of-bounds (Byron Glaspy).
 3-5 VT 50 Taylor, T pass incomplete to Smith, A (Byron Glaspy).
 4-5 VT 50 Bowden, B punt 50 yards to the VA0, touchback.
5 plays, 30 yards, 2:11

VIRGINIA drive start at 13:58.

1-10 VA 20 Vic Hall at QB for Virginia.
 1-10 VA 20 Vic Hall sacked for loss of 9 yards to the VA11 (Worlds, J).
 2-19 VA 11 Marc Verica at QB for Virginia.
 2-19 VA 11 Cedric Peerman rush up middle for 5 yards to the VA16 (Porch, D;Worlds, J).
 3-14 VA 16 Marc Verica middle pass complete to Cedric Peerman for no gain to the VA16 (Graves, J).
 4-14 VA 16 Jimmy Howell punt 35 yards to the VT49, fair catch by Harris, V.
3 plays, minus 4 yards, 2:04

VIRGINIA TECH drive start at 11:54.

1-10 VT 49 Taylor, T at QB for Virginia Tech.
 1-10 VT 49 Evans, D rush over right guard for 3 yards to the VA48 (Matt Conrath;Alex Field).
 2-7 VA 48 Taylor, T sideline pass complete to Boykin, J for 7 yards to the VA41, 1ST DOWN VT (Byron Glaspy;Antonio Appleby). P22
 1-10 VA 41 Taylor, T rush over left end for 2 yards to the VA39 (Clint Sintim;Jon Copper).
 2-8 VA 39 Taylor, T slant pass complete to Coale, D for 13 yards to the VA26, 1ST DOWN VT (Byron Glaspy). P23
 1-10 VA 26 Evans, D rush up middle for 2 yards to the VA24 (Byron Glaspy).
 2-8 VA 24 Taylor, T sideline pass incomplete to Boykin, J, NO PLAY.
Previous play is under review...catch is called.
 2-8 VA 24 Taylor, T sideline pass complete to Boykin, J for 10 yards to the VA14, 1ST DOWN VT, out-of-bounds. P24
 1-10 VA 14 Evans, D rush over right guard for no gain to the VA14 (Alex Field;Clint Sintim).
 2-10 VA 14 Taylor, T rush over right end for 3 yards to the VA11 (Antonio Appleby;Clint Sintim).
 3-7 VA 11 Taylor, T rush quarterback draw for no gain to the VA11 (Jon Copper).
Tyrod Taylor injured on the play for Virginia Tech.
 4-7 VA 11 Keys, D field goal attempt from 28 GOOD, clock 06:37.

Virginia Tech 17, Virginia 14

10 plays, 40 yards, 5:17

Myer, J kickoff 60 yards to the VA10, C. Minnifield return 16 yards to the VA26 (Rivers, B).

VIRGINIA drive start at 06:30.

1-10 VA 26 Vic Hall at QB for Virginia.
 1-10 VA 26 Cedric Peerman rush over left guard for 1 yard to the VA27 (Warren, Br;Sturdivant, P) (Grimm, C).
 2-9 VA 27 Marc Verica at QB for Virginia.
 2-9 VA 27 Marc Verica middle pass complete to Rashawn Jackson for 8 yards to the VA35 (Warren, Br;Graves, J).
 3-1 VA 35 Vic Hall at QB for Virginia.
 3-1 VA 35 Vic Hall rush over left tackle for 2 yards to the VA37, 1ST DOWN VA (Thompson, C;Sturdivant, P). R11
 1-10 VA 37 Vic Hall rush right for 39 yards to the VT24, 1ST DOWN VA (Porch, D). R12
 1-10 VT 24 Marc Verica at QB for Virginia.
 1-10 VT 24 Cedric Peerman rush over left guard for 2 yards to the VT22 (Harris, V;Sturdivant, P).
 2-8 VT 22 Vic Hall at QB for Virginia.
 2-8 VT 22 Vic Hall rush right for loss of 3 yards to the VT25 (Worlds, J).
 3-11 VT 25 Marc Verica at QB for Virginia.
 3-11 VT 25 Marc Verica pass intercepted by Porch, D at the VT0, Porch, D return 40 yards to the VT40 (B.J. Cabbell).
7 plays, 49 yards, 4:15

VIRGINIA TECH drive start at 02:15.

1-10 VT 40 Taylor, T at QB for Virginia Tech.
 1-10 VT 40 Evans, D rush over right guard for 3 yards to the VT43 (Denzel Burrell;Alex Field).
 2-7 VT 43 Timeout Virginia, clock 02:09.
 2-7 VT 43 Taylor, T rush left for 2 yards to the VT45 (Jon Copper;Byron Glaspy).
 3-5 VT 45 Timeout Virginia, clock 02:02.
 3-5 VT 45 Evans, D rush right for no gain to the VT45 (Byron Glaspy).
 4-5 VT 45 Timeout Virginia, clock 01:51.
 4-5 VT 45 Bowden, B punt 42 yards to the VA13, downed.
3 plays, 5 yards, 0:37

VIRGINIA drive start at 01:38.

1-10 VA 13 Marc Verica at QB for Virginia.
 1-10 VA 13 Marc Verica pass incomplete to Rashawn Jackson.
 2-10 VA 13 Marc Verica pass incomplete to Cedric Peerman, dropped pass.



Play-by-Play Summary (4th quarter)
Virginia vs Virginia Tech (Nov 29, 2008 at Blacksburg, Va.)



3-10 VA 13 Clock 01:26.
 3-10 VA 13 Marc Verica pass complete to John Phillips for 1 yard to the VA14 (Martin, O;Virgil, S).
 4-9 VA 14 Marc Verica sacked for loss of 8 yards to the VA6 (Sturdivant, P), clock 00:52.
4 plays, minus 7 yards, 0:46

VIRGINIA TECH drive start at 00:52.

1-G VA 06 VT ball on VA5.
 1-G VA 05 Glennon, S at QB for Virginia Tech.
 1-G VA 05 Team rush for loss of 1 yard to the VA6.
 2-G VA 06 Team rush for loss of 1 yard to the VA7.
 End of game, clock 00:00.
2 plays, minus 2 yards, 0:52

FINAL SCORE: Virginia Tech 17, Virginia 14

Quarter Summary	Score	Time Poss	1st Downs				Conversions		Rushing	Passing	Penalties
			R	P	X	T	3rd	4th			
Virginia	0	07:12	2	0	0	2	1-4	0-1	8-29	3-6-1-9	0-0
Virginia Tech	3	07:48	0	3	0	3	0-3	0-0	13-18	3-4-0-30	0-0