



CAVALIER BASKETBALL POSTSEASON GUIDE - NCAA 2nd/3rd Rounds

TABLE OF CONTENTS

NCAA Tournament Information (Blue)

- Table of Contents/UVa Schedule
- 2014 NCAA Tournament Bracket

Team Information (Tan)

- 2013-14 Roster
- 2013-14 TV/Radio Chart
- Head Coach Tony Bennett

Game Notes (White)

- NCAA 2nd/3rd Round Notes

Updated Player Bios (Gray)

- 2013-14 Virginia Players

2013-14 Box Scores & Stats (Yellow)

- Stats
- Box Scores

Virginia NCAA Tournament History (Green)

- All-Time Results
- Virginia's NCAA Tournament Records

Clips (Orange)

- Articles from the season

The 2013-14 Virginia Basketball Fact Book is available online at VirginiaSports.com

QUICK FACTS

THE UNIVERSITY

Location:Charlottesville, Va. 22904-4853
Founded: 1819 by Thomas Jefferson
Enrollment: 21,095 (14,641 undergraduate)
President:Teresa A. Sullivan
Athletics Director: Craig Littlepage
Faculty Athletics Representative: Carolyn M. Callahan
Nicknames: Cavaliers, Wahoos, 'Hoos
Mascot:Cavalier
Colors: Orange and Blue
Song: "Good Old Song"
Arena:John Paul Jones Arena (14,593)
Affiliations: NCAA Division I, Atlantic Coast Conference

Follow Virginia in the NAAs on Twitter

@UVaMensHoops
#NCAAHoos

VIRGINIA'S NCAA TOURNAMENT SCHEDULE

Wednesday, March 19

TBA Cavaliers Arrive in Raleigh

Thursday, March 20

4:30 p.m. Virginia's NCAA Press Conference - student-athletes
 4:45 p.m. Virginia's NCAA Press Conference - Tony Bennett
 5:10 p.m. Virginia's open practice at PNC Arena

Friday, March 21

6:55 p.m. #8 Memphis (25-9) vs. #9 George Washington (24-8) - NCAA 2nd Round
 9:25 p.m. #1 Virginia (28-6) vs. #16 Coastal Carolina (21-12) - NCAA 2nd Round

Saturday, March 22*

3:55 p.m. Virginia's NCAA Press Conference - student-athletes
 4:15 p.m. Virginia's NCAA Press Conference - Tony Bennett

Sunday, March 23*

TBA Virginia vs. Memphis/George Washington - NCAA 3rd Round

** if Virginia defeats Coastal Carolina*

MEDIA INFORMATION



Erich Bacher

Assistant AD for Public Affairs

Email: bacher@virginia.edu
 Cell: (720) 318-5538
 Twitter: @ErichJBacher



Steve Kirkland

Assistant Media Relations Director

Email: skirkland@virginia.edu
 Cell: (434) 825-5241
 Twitter: @skirkland14

Team Hotel:

Renaissance Raleigh North Hills

Phone: (919) 571-8773

Credential Requests: (If advance to East Regional)

Jim Daves

Assistant AD for Media Relations

Email: daves@virginia.edu
 Cell: (434) 962-7668

2013-14 ROSTER

NUMERICAL

No.	Name	Pos.	Ht.	Wt.	Yr.	Hometown/Last School [Previous College]
0	Devon Hall	G	6-5	210	Fr.	Virginia Beach, Va./Cape Henry Collegiate
1	Justin Anderson	G	6-6	227	So.	Montross, Va./Montrose Christian (Md.)
5	Teven Jones	G	6-0	182	So.	Kannapolis, N.C./Fishburne Military School (Va.)
10	Mike Tobey	F/C	6-11	253	So.	Monroe, N.Y./Blair Academy (N.J.)
11	Evan Nolte	F	6-8	227	So.	Milton, Ga./Milton
12	Joe Harris	G	6-6	225	Sr.	Chelan, Wash/Chelan
13	Anthony Gill	F	6-8	230	R-So.	Charlotte, N.C./Charlotte Christian [South Carolina]
15	Malcolm Brogdon	G	6-5	217	R-So.	Norcross, Ga./Greater Atlanta Christian
23	London Perrantes	G	6-2	189	Fr.	Los Angeles, Calif./Crespi Carmelite
24	Caid Kirven	F	6-8	229	So.	Raleigh, N.C./Woodberry Forest (Va.)
25	Akil Mitchell	F	6-8	235	Sr.	Charlotte, N.C./Charlotte Christian
30	Thomas Rogers	G	6-6	206	Sr.	Farmville, Va./Fork Union Military Academy
32	Darion Atkins	F	6-8	234	Jr.	Clinton, Md./Landon School

ALPHABETICAL

No.	Name	Pos.	Ht.	Wt.	Yr.	Hometown/Last School [Previous College]
1	Justin Anderson	G	6-6	227	So.	Montross, Va./Montrose Christian (Md.)
32	Darion Atkins	F	6-8	234	Jr.	Clinton, Md./Landon School
15	Malcolm Brogdon	G	6-5	217	R-So.	Norcross, Ga./Greater Atlanta Christian
13	Anthony Gill	F	6-8	230	R-So.	Charlotte, N.C./Charlotte Christian [South Carolina]
0	Devon Hall	G	6-5	210	Fr.	Virginia Beach, Va./Cape Henry Collegiate
12	Joe Harris	G	6-6	225	Sr.	Chelan, Wash/Chelan
5	Teven Jones	G	6-0	182	So.	Kannapolis, N.C./Fishburne Military School (Va.)
24	Caid Kirven	F	6-8	229	So.	Raleigh, N.C./Woodberry Forest (Va.)
25	Akil Mitchell	F	6-8	235	Sr.	Charlotte, N.C./Charlotte Christian
11	Evan Nolte	F	6-8	227	So.	Milton, Ga./Milton
23	London Perrantes	G	6-2	189	Fr.	Los Angeles, Calif./Crespi Carmelite
30	Thomas Rogers	G	6-6	206	Sr.	Farmville, Va./Fork Union Military Academy
10	Mike Tobey	F/C	6-11	253	So.	Monroe, N.Y./Blair Academy (N.J.)

Head Coach: Tony Bennett (Green Bay '92/fifth season)

Associate Head Coach: Ritchie McKay (Seattle Pacific '87/fifth season)

Assistant Coach: Ron Sanchez (SUNY-Oneonta '97/fifth season)

Assistant Coach: Jason Williford (Virginia '95/fifth season)

Director of Basketball Operations: Brad Soucie (Christian Heritage '91/fifth season)

Assistant AD for Men's Basketball Administration: Ronnie Wideman (Washington State '06/fifth season)

Graduate Manager: Mark Vershaw (Wisconsin '01/second season)

Technology & Scouting Assistant: Marlon Stewart (Washington State '08/second season)

Strength and Conditioning Coach: Mike Curtis (Virginia '98/fifth season)

Athletic Trainer: Ethan Saliba (Kansas '79/31st season at UVA)


PRONUNCIATION GUIDE

DARION Atkins..... derry-ON
 AKIL Mitchell..... Ah-keel
 London PERRANTES..... per-N-tez
 Brad SOUCIE Sue-See

2013-14 TV/RADIO ROSTER




0 • Devon Hall
Fr. • G • 6-5 • 210
Virginia Beach, Va.




1 • Justin Anderson
So. • G • 6-6 • 227
Montross, Va.



5 • Teven Jones
So. • G • 6-0 • 182
Kannapolis, N.C.



10 • Mike Tobey
So. • F/C • 6-11 • 253
Monroe, N.Y.



11 • Evan Nolte
So. • F • 6-8 • 227
Milton, Ga.



12 • Joe Harris
Sr. • G • 6-6 • 225
Chelan, Wash.



13 • Anthony Gill
R-So. • F • 6-8 • 230
Charlotte, N.C.



15 • Malcolm Brogdon
R-So. • G • 6-5 • 217
Norcross, Ga.




23 • London Perrantes
Fr. • G • 6-2 • 189
Los Angeles, Calif.



24 • Caid Kirven
So. • F • 6-8 • 229
Raleigh, N.C.



25 • Akil Mitchell
Sr. • F • 6-8 • 235
Charlotte, N.C.



30 • Thomas Rogers
Sr. • G • 6-6 • 206
Farmville, Va.



32 • Darion Atkins
Jr. • F • 6-8 • 234
Clinton, Md.



Tony Bennett
Head Coach
5th Season



Ritchie McKay
Associate Head Coach
5th Season



Ron Sanchez
Assistant Coach
5th Season



Jason Williford
Assistant Coach
5th Season



Brad Soucie
Director of Basketball Ops
5th Season



Mike Curtis
Strength & Conditioning
5th Season



Ronnie Wideman
Assistant AD for Basketball
5th Season

HEAD COACH TONY BENNETT



The 2014 ACC Coach of the Year, Tony Bennett is in his fifth year as the men's head basketball coach at the University of Virginia. Bennett came to Charlottesville after spending the previous three seasons as the head coach at Washington State where he was the 2007 National Coach of the Year.

Under Bennett's direction UVa's record has improved each season and the Cavaliers have compiled an overall record of 104-59. The 2013-14 season has seen the Cavaliers reach highs the program has not seen in decades. Virginia enters the NCAA Tournament with a 28-6 record after winning the ACC regular season and tournament titles and earning a No. 1 seed in the East Region. Bennett was honored as the ACC Coach of the Year and earned his third career district coach of the year honor from the U.S. Basketball Writers Association. Following the ACC Championship, the Cavaliers climbed to No. 3 in the Associated Press poll, Virginia's highest ranking since 1982-83.

In his fourth season in Charlottesville in 2012-13, Bennett guided the Cavaliers to a 23-12 record and quarterfinal appearance in the National Invitation Tournament. The Cavaliers finished

fourth in the Atlantic Coast Conference (11-7) for the second consecutive season and won a school-record 20 games at John Paul Jones Arena. In addition, Virginia won 22 or more games in back-to-back seasons for the first time since winning 30 in 1981-82 and 29 in 1982-83.

In 2011-12, Bennett led Virginia to a 22-10 record and its first NCAA Tournament berth in five seasons. The 2012 USBWA District III Coach of the Year, Bennett guided the Cavaliers to their first winning season in the ACC (9-7) since 2006-07 and their most regular-season wins (22) since 1982-83.

Virginia was ranked in the Associated Press poll for 11 consecutive weeks in 2011-12, its longest period as a ranked team in a decade. The key to the Cavaliers' success was their defense. The team ranked second nationally in scoring defense (54.2) and fifth in three-point field goal percentage defense (28.9 percent). The Cavaliers held 11 opponents to fewer than 50 points, the most by an ACC team in the shot clock era.

Bennett's second Virginia team in 2010-11 compiled a 16-15 record (7-9 in ACC regular-season games). It was UVa's first winning season since 2007-08. Virginia finished tied for seventh in the ACC regular-season standings after being picked to finish 11th in the preseason by the media. In ACC regular-season games, UVa led the league in three-point percentage (.396), scoring defense (62.2) and defensive rebound percentage (.714).

Bennett won his 100th game as a head coach during the 2010-11 season when the Cavaliers defeated Maryland 74-60 in College Park, Md. He has a career record of 145-86.

Bennett's first Virginia team finished the 2009-10 season with an overall record of 15-16, an improvement of five wins over the previous season (10-18 in 2008-09). The 15 wins included three victories over nationally-ranked opponents. The Cavaliers ranked 13th nationally in fewest turnovers per game (10.7) and 18th nationally in free throw percentage (74.8 percent) in 2009-10. UVa also ranked third in the ACC in points allowed per game at 63.6.

Bennett was introduced as the head coach of the Virginia men's basketball program on April 1, 2009.

In three seasons at Washington State, Bennett led the Cougars to a 69-33 record, including a 32-22 mark in the Pac-10. Washington State's 69 wins over those three seasons are the most over any three-year period in school history. He led the Cougars to the 2007 and 2008 NCAA Tournaments, the only time WSU has made consecutive NCAA Tournament appearances.

In his first season as a head coach in 2006-07, Bennett took a Washington State squad projected to finish last in the Pac-10 prior to the season and led it to 26 wins (26-8 record), matching the school record, and a second-place finish in the conference with a 13-5 mark. That year, the Cougars made their first NCAA Tournament appearance in 13 years, defeating Oral Roberts in the first round before suffering a double-overtime loss to Vanderbilt in the second round.

For his work in 2006-07, Bennett became the most decorated Pac-10 coach in a single season. He was named National Coach of the Year by nine organizations, including the Associated Press, The Sporting News and the U.S. Basketball Writers Association. In addition, Bennett was the Pac-10 Coach of the Year, the United States Basketball Writers Association District 9 Coach of the Year and the National Association of Basketball Coaches District 14 Coach of the Year.

In 2007-08, Bennett's Cougars were ranked in the AP preseason poll (10th) for the first time in school history and were ranked a school-record No. 4 during the season. The Cougars finished with a 26-9 record, once again tying the school record for wins, and had an 11-7 mark in the Pac-10. Washington State advanced to the NCAA Tournament's Sweet 16 for the first time in school history, defeating Winthrop and Notre Dame in the first two rounds of the tournament. The Cougars fell to top-seeded North Carolina in the NCAA regional semifinal in Charlotte, N.C.

In 2008-09, Bennett led the Cougars to their third consecutive postseason appearance. Washington State posted a 17-16 record and participated in the National Invitation Tournament. The Cougars defeated NCAA Tournament teams Arizona, Arizona State (twice), Mississippi State, and UCLA during the season. The road victory at UCLA was just the second for the Cougars at Pauley Pavilion in 53 years.

Bennett's teams have not only been successful on the court, but also in the classroom. Virginia's Jerome Meynss received the ACC's Skip Prosser Award in 2010 as the conference's top men's basketball student-athlete, and Meynss and Will Sherrill were named to the 2010 ACC All-Academic Men's Basketball Team. Sherrill was named to the ACC All-Academic Basketball Team for the second consecutive year in 2011 and Will Regan was also named to the team. Four Washington State players were named to the 2009 Pac-10 All-Academic First Team, while a school-record five players were honored as Pac-10 All-Academic selections the previous year. The conference's Scholar Athlete of the Year for men's basketball in 2008 and 2009 were members of the Washington State program.

Before taking over as the head coach at Washington State, Bennett was on the staff of his father, Dick, for three seasons in Pullman, the last two as associate head coach. The previous



four years Bennett was at Wisconsin, serving on the staffs of his father, Brad Soderberg and current Badger head coach Bo Ryan. While Bennett was at Wisconsin the Badgers participated in the NCAA Tournament all four years, reaching the 2000 Final Four and the Sweet 16 in 2003. Wisconsin also earned a share of the Big Ten title in 2002 and 2003. Bennett was instrumental in the recruitment of Devin Harris, the fifth overall pick in the 2004 NBA Draft, to Wisconsin.

Bennett served as an assistant coach for the gold-medal winning USA, which included Virginia's Mike Tobey, at the 2013 FIBA U19 World Championship in Prague, Czech Republic. In the summer of 2011, Bennett was a court coach for the USA Basketball Men's World University Games National Team training camp at the U.S. Olympic Training Center in Colorado Springs, Colo.

Bennett played for his father at Green Bay from 1989-92. He graduated from Green Bay in 1992 and finished his career

as the Mid-Continent Conference's all-time leader in career points (2,285) and assists (601). His 49.7 career 3-point field goal percentage is still an NCAA record. Bennett helped the Phoenix to an 87-34 record during his collegiate career, including one NCAA Tournament and two NIT appearances. He was twice named MCC Player of the Year, was the 1992 Frances Pomeroy Naismith Award winner (best senior player under six-feet tall) and was the 1992 GTE Academic All-American of the Year. Bennett was the 35th overall selection in the 1992 NBA Draft by the Charlotte Hornets and played with the team for three seasons.

In August of 2011 Bennett was named one of the Summit League's (formerly the Mid-Continent Conference) Top 30 Distinguished Contributors for the league's first 30 years at the Division I level.

Bennett and his wife, Laurel, have two children - a daughter, Anna, and a son, Eli.

THE BENNETT FILE:

FAMILY

He and his wife Laurel have two children - a daughter, Anna, and a son, Eli

EDUCATION

College: 1992 - Graduated from Green Bay with a bachelor's degree in humanities

High School: 1988 - Graduated from Preble High School (Green Bay, Wis.)

COACHING BACKGROUND

- 1996-97: Player-Coach, North Harbour Kings (Auckland, New Zealand)
- 1997-99: Head Coach, North Harbour Kings
- 1999-00: Staff Volunteer, University of Wisconsin
- 2000-03: Assistant Coach, University of Wisconsin
- 2003-04: Assistant Coach, Washington State University
- 2004-06: Associate Head Coach, Washington State University
- 2006-09: Head Coach, Washington State University
- 2009-pres: Head Coach, University of Virginia

NATIONAL COACH OF THE YEAR

- 2006-07: The Naismith, The Associated Press *Sporting News*, U.S. Basketball Writers Association *Basketball Times*, CBS/Chevrolet Collegehoops.net, Collegeinsider.com Rivals.com

CONFERENCE COACH OF THE YEAR

- 2006-07: Pac-10
- 2013-14: ACC

REGIONAL COACH OF THE YEAR

- 2006-07: USBWA District 9, NABC District 14
- 2011-12: USBWA District 3
- 2013-14: USBWA District 3

BENNETT'S COACHING RECORD

Year	School	Position	Record (Conference)	Postseason
1999-00	Wisconsin	Staff Volunteer	22-14 (8-8)	NCAA Final Four
2000-01	Wisconsin	Assistant Coach	18-11 (9-7)	NCAA 1st Round
2001-02	Wisconsin	Assistant Coach	19-13 (11-5)	NCAA 2nd Round
2002-03	Wisconsin	Assistant Coach	24-8 (12-4)	NCAA Sweet 16
2003-04	Washington St.	Assistant Coach	13-16 (7-11)	
2004-05	Washington St.	Associate Head Coach	12-16 (7-11)	
2005-06	Washington St.	Associate Head Coach	11-17 (4-14)	
2006-07	Washington St.	Head Coach	26-8 (13-5)	NCAA 2nd Round
2007-08	Washington St.	Head Coach	26-9 (11-7)	NCAA Sweet 16
2008-09	Washington St.	Head Coach	17-16 (8-10)	NIT 1st Round
2009-10	Virginia	Head Coach	15-16 (5-11)	
2010-11	Virginia	Head Coach	16-15 (7-9)	
2011-12	Virginia	Head Coach	22-10 (9-7)	NCAA 2nd Round
2012-13	Virginia	Head Coach	23-12 (11-7)	NIT Quarterfinals
2013-14	Virginia	Head Coach	28-6 (16-2)	NCAA

Head Coaching Totals (8th season)	173-92 (80-58)	4 NCAA, 2 NIT
at Washington State (3 years)	69-33 (32-22)	2 NCAA, 1 NIT
at Virginia (5th season)	104-59 (48-36)	2 NCAA, 1 NIT

Postseason Record: NCAA 3-3 (3-2 at WSU, 0-1 at UVA); NIT 2-2 (0-1 at WSU, 2-1 at UVA)

2013-14 NCAA DIVISION I HEAD COACHES WHO PLAYED IN THE NBA

Steve Alford.....	UCLA
Jerome Allen	Penn
Tony Bennett.....	Virginia
Johnny Dawkins	Stanford
Billy Donovan.....	Florida
Bryce Drew.....	Valparaiso
Fred Hoiberg	Iowa State
Bobby Hurley	Buffalo
Clemon Johnson.....	Florida A&M
Eddie Jordan	Rutgers
Larry Krystkowiak	Utah
Jeff Lebo.....	East Carolina
Jim Les	UC Davis
Dan Majerle.....	Grand Canyon University
Danny Manning	Tulsa
Cuonzo Martin.....	Tennessee
Craig Neal.....	New Mexico
Lorenzo Romar	Washington
Reggie Theus.....	Cal State Northridge
Brooks Thompson.....	UTSA
Rex Walters	San Francisco
Corey Williams.....	Stetson
Sean Woods.....	Morehead State

**list as of the start of the 2013-14 season



VIRGINIA

VIRGINIA ATHLETICS MEDIA RELATIONS
 295 Massie Road, Room 154
 Charlottesville, VA 22904
Men's Basketball Contact: Erich Bacher
OFFICE: (434) 982-5530 • **CELL:** (720) 318-5538
E-mail: bacher@virginia.edu
ON THE WEB: VirginiaSports.com
ON TWITTER: @UVMensHoops, @erichjbacher

18 NCAA TOURNAMENT APPEARANCES • 2 NCAA FINAL FOUR BERTHS • 13 NIT APPEARANCES • 6 ALL-AMERICANS • 64 ALL-ACC SELECTIONS

GAME INFORMATION

Date / Time: Friday, March 21, 2014 / 9:25 p.m. ET
Site: Raleigh, N.C. / PNC Arena (19,700)
TV: TBS-Kevin Harlan (pxp), Len Elmore (analyst), Reggie Miller (analyst) & Rachel Nichols (reporter).
Online: NCAA.com (March Madness On Demand)
Radio: Virginia Sports Radio Network
 Dave Koehn (pxp), Ted Jeffries (analyst)
Satellite Radio: WestwoodOne/NCAA Radio Network on Sirius (85) & XM (190)
 Scott Graham (pxp), John Thompson (analyst)
Live Stats/Twitter: VirginiaSports.com/@UVaMensHoops
Uva vs. Coastal Carolina: 2-0 (1st Meeting in NCAAAs)
First Meeting: Nov. 20, 2000 (W, 117-78 in Charlottesville)
Last Meeting: Dec. 22, 2003 (W, 89-74 in Charlottesville)

2013-14 SCHEDULE/RESULTS - 28-6, 16-2 ACC

Date	Opponent	TV	Time/Result
Nov. 8	[24] JAMES MADISON	ESPN3	W, 61-41
Nov. 12	[25] VCU (14)	ESPN2	L, 59-56
Nov. 16	[25] vs. Davidson (Charlotte, N.C.)	W	70-57
Nov. 19	[RV] NAVY	RSN	W, 67-42
Nov. 23	[RV] LIBERTY ^	ESPN3	W, 75-53
Nov. 26	[RV] HAMPTON ^	ESPN3	W, 69-40
Nov. 29	vs. [RV] SMU ^	CBSN	W, 76-73
Nov. 30	vs. [RV] Missouri State ^	CBSN	W, 83-63
Dec. 4	[RV] WISCONSIN (8) %	ESPN2	L, 48-38
Dec. 7	at [RV] Green Bay	ESPNU	L, 75-72
Dec. 21	[RV] NORTHERN IOWA	ESPN3	W, 57-43
Dec. 23	[RV] NORFOLK STATE	ESPN3	W, 66-56
Dec. 30	at Tennessee	ESPNU	L, 87-52
Jan. 4	at Florida State (RV) *	ESPN2	W, 62-50
Jan. 8	WAKE FOREST *	RSN	W, 74-51
Jan. 11	at NC State *	ESPN2	W, 76-45
Jan. 13	[RV] at Duke (23) *	ESPN	L, 69-65
Jan. 18	[RV] FLORIDA STATE *	ACCN	W, 78-66
Jan. 20	[RV] NORTH CAROLINA *	ESPN	W, 76-61
Jan. 25	[RV] VIRGINIA TECH *	ACCN	W, 65-45
Jan. 28	[RV] at Notre Dame *	ESPNU	W, 68-53
Feb. 2	[RV] at Pitt (18) *	ESPNU	W, 48-45
Feb. 5	[20] BOSTON COLLEGE *	ESPN2	W, 77-67
Feb. 8	[20] at Georgia Tech *	ACCN	W, 64-45
Feb. 10	[17] MARYLAND *	ESPNU	W, 61-53
Feb. 15	[17] at Clemson *	ESPN2	W, 63-58
Feb. 18	[14] at Virginia Tech *	ACCN	W, 57-53
Feb. 22	[14] NOTRE DAME *	ESPN2	W, 70-49
Feb. 26	[12] MIAMI *	RSN	W, 65-40
March 1	[12] SYRACUSE (4) *	ESPN	W, 75-56
March 9	[5] at Maryland *	CBS	L, 75-69 (OT)
March 14	vs. [6] Florida State **	ESPN2	W, 64-51
March 15	vs. [6] Pittsburgh (RV) **	ESPN	W, 51-48
March 16	vs. [6] Duke (7) **	ESPN	W, 72-63
March 21	vs. [3] #16 Coastal Carolina!	TBS	9:25 p.m. ET

HOME GAMES IN BOLD CAPS

^ - Corpus Christi Challenge; % - ACC/Big Ten Challenge; * - ACC game;

** - ACC Tournament game, Greensboro, N.C.

! - NCAA Tournament game, Raleigh, N.C.



#1 SEED VIRGINIA CAVALIERS (28-6)

Head Coach: Tony Bennett (Green Bay, 1992)

Record at UVa: 104-59 (5th season), Career Record: 173-92 (8th season)



#16 SEED COASTAL CAROLINA CHANTICLEERS (21-12)

Head Coach: Cliff Ellis (Florida State, 1968)

Record at Coastal Carolina: 134-87 (7th season), Career Record: 746-436 (39th season)

FOR OPENERS

- No. 1 seed Virginia plays No. 16 seed Coastal Carolina (21-12) in the second round of the NCAA Tournament on Friday, March 21 at approximately 9:25 p.m. Uva earned the Atlantic Coast Conference's automatic bid into the NCAA Tournament, while Coastal Carolina earned the Big South's automatic bid.
- The ACC champion Cavaliers are playing in their 18th NCAA Tournament and first since 2012 (71-45 loss to Florida in the second round).
- Virginia will enter the NCAA Tournament as a No. 1 seed for the fourth time (1981, 1982 and 1983).
- The Cavaliers rank No. 1 nationally in scoring defense at 55.3 ppg.
- Uva's 28-6 record is its best through 34 games since 1982-83 (29-5).

A WIN VS. COASTAL CAROLINA WOULD...

- Give Uva its first NCAA Tournament win and NCAA Tournament round of 32 appearance since 2007.
- End Uva's two-game losing streak in the NCAA Tournament.
- Give Uva 29 wins for the first time since winning 29 in 1982-83.
- Give Virginia 14 combined road/neutral wins for the first time since 18 in 1982-83.
- Give Virginia 75 wins over the last three seasons, its most in a three-year period since 80 wins from 1982-84.
- Improve Uva head coach Tony Bennett's record to 4-0 at PNC Arena.

2013-14 TEAM ACCOMPLISHMENTS

- Virginia captured its second ACC Tournament championship and first since 1976.
- Virginia won its sixth ACC regular-season title (second outright).
- Virginia's 16-2 ACC record is a program-best and ties the ACC record for most league wins in a season (1998-99 Duke).
- With 28 wins, Virginia is one of three teams (NC Central & Southeast Missouri State) in the nation to improve its win total in each of the past five seasons.
- Virginia secured its third consecutive ACC winning season (16-2, 11-7, 9-7) for the first time since 1981-83.
- Uva secured its third straight 20-win season for the first time since 1991-93.
- Uva set a school record with 12 ACC wins by 10 or more points.
- Virginia became the second ACC school to improve its ACC record in

- five consecutive seasons (Georgia Tech under Bobby Cremins from 1982-86).
- Uva has won a school-record 18 straight ACC home games.
- Uva set a school record with 13 consecutive ACC wins.
- Virginia won a school-record seven ACC road contests.

ALL-TIME IN THE NCAA TOURNAMENT

- Virginia is 22-17 all-time in the NCAA Tournament.
- Uva reached the NCAA Final Four in 1981 and 1984.
- Uva is 1-4 in its last five NCAA Tournament contests.
- Joe Harris (7 points, 3 rebounds), Akil Mitchell (4 points, 5 rebounds) and Darion Atkins are the lone Cavaliers with NCAA Tournament experience, playing against Florida in 2011-12.

ALL-TIME VS. COASTAL CAROLINA, GW AND MEMPHIS

- Virginia is 2-0 all-time vs. Coastal Carolina in a series that dates back to the 2000-01 season.
- The Cavaliers beat the Chanticleers 117-78 in the first meeting between the teams on Nov. 20, 2000.
- Uva added an 89-74 win over Coastal Carolina in 2003-04.
- Uva is 25-23 all-time vs. George Washington and 0-0 vs. Memphis.

LAST TIME VS. COASTAL CAROLINA

- Virginia downed Coastal Carolina 89-74 on Dec. 22, 2003 at University Hall in Charlottesville.
- Elton Brown (22 points, 11 rebounds) and Derrick Byars (17 points and 11 rebounds) both had double-doubles for the Cavaliers.

LAST TIME IN THE NCAA TOURNAMENT

- Virginia lost to eventual Elite Eight team Florida in the 2012 round of 64, 71-45, in Omaha, Neb.
- Current Atlanta Hawks forward Mike Scott led the Cavaliers with 15 points in his final collegiate game.
- Due to season-ending injuries to Malcolm Brogdon and Assane Sene, Uva was limited to a seven-player rotation (including Joe Harris playing with a broken left hand).
- Current Washington Wizards guard Bradley Beal had 14 points and 11 rebounds to lead the Gators.

VIRGINIA'S STARTING LINEUP VS. DUKE (3/16/14)

Pos.	No.	Player (Hometown)	Yr.	Ht.	Wt.	PPG	RPG	NOTES
G	23	London Perrantes (Los Angeles)	Fr.	6-2	189	5.2	2.3	Is 18-of-27 (66.7%) from 3-point range in last 8 games
G	15	Malcolm Brogdon (Norcross, Ga.)	R-So.	6-5	217	12.6	5.6	Has scored in double figures in 20 of last 21 games
G	12	Joe Harris (Chelan, Wash.)	Sr.	6-6	225	11.7	2.9	Ranks second all-time at UVa with 257 3-pointers
F	25	Akil Mitchell (Charlotte, N.C.)	Sr.	6-8	235	7.0	7.1	Ranks ninth all-time at UVa with 781 career rebounds
C	10	Mike Tobey (Monroe, N.Y.)	So.	6-11	253	6.5	3.8	Had 8 points & 4 rebounds vs. Duke (3/16/14)

OFF THE BENCH

G	1	Justin Anderson (Montross, Va.)	So.	6-6	227	8.1	3.3	ACC Sixth Man of the Year
F	13	Anthony Gill (High Point, N.C.)	R-So.	6-8	230	8.4	3.9	Has hit double figures in eight of last 12 games
F	32	Darion Atkins (Clinton, Md.)	Jr.	6-8	234	3.1	2.3	Had 6 points (2-of-2 FG) vs. Florida State (3/14/14)
F	11	Evan Nolte (Milton, Ga.)	So.	6-8	227	2.5	0.7	Shooting 31.3 percent (15-of-48) from 3-point range
G	5	Teven Jones (Kannapolis, N.C.)	So.	6-0	182	0.5	0.2	Reserve guard has played in 26 games

LAST TIME OUT

- Malcolm Brogdon tallied a career-high 23 points and Joe Harris added 15 points to lead Virginia to a 72-63 win over Duke in the ACC Tournament championship game.
- Anthony Gill added 12 points, including 10 from the free throw line, and Akil Mitchell chipped in seven points, a game-high 15 rebounds and two blocked shots for UVA.
- Jabari Parker led Duke with 23 points on 9-of-24 shooting.

EMBRACE THE PACE

- As of March 17, the Cavaliers rank in the top 10 nationally in nine defensive categories: points per game (1st), possessions per 40 minutes (3rd), rebounds per game (4th), points per possession (6th), true shooting percentage (6th), assists per game (9th) and field goal percentage (9th).
- Virginia has held 32 of its 34 opponents below 50 percent shooting from the floor and opponents are shooting 38.5 percent (9th nationally) from the floor and 31.9 percent from 3-point range overall.
- The Cavaliers have held 21 straight opponents and 37 straight ACC opponents under 50 percent shooting from the field.
- Virginia has limited its opponents to a combined 107 fast break points for an average of 3.2 per game.

VIRGINIA BRINGS HOME FIRST ACC TITLE IN 38 YEARS

- No. 1 seed Virginia defeated No. 9 seed Florida State (64-51), No. 5 seed Pitt (51-48) and No. 3 seed Duke (72-63) en route to its first ACC title in 38 seasons.
- Joe Harris was named the ACC Tournament Most Valuable Player and was joined the the ACC All-Tournament First Team by Malcolm Brogdon.
- Akil Mitchell and Anthony Gill were named to the ACC All-Tournament Second Team.

VIRGINIA IN THE POLLS

- Virginia is ranked No. 3 in the latest AP poll and No. 4 in the USA Today Coaches poll. UVA's No. 3 AP ranking this week marked its highest ranking since a No. 2 ranking on March 8, 1983.
- No. 3/4 UVA is ranked for the seventh straight week after not being ranked for 11 straight weeks.
- Virginia's No. 24 preseason AP ranking marked its first since being ranked No. 11 to start the 2001-02 season.
- The Cavaliers returned to the rankings this season for the first time since Feb. 27, 2012.

HARRIS AND MITCHELL LEAD CAVALIERS INTO ACTION

- All-ACC honoree Joe Harris and All-ACC Defensive Team member Akil Mitchell are Virginia's team leaders.
- In 2013-14 with a more balanced scoring attack, Harris is averaging 11.7 points, while Mitchell is averaging 7.0 points and 7.1 rebounds.
- In 18 ACC games, Harris ranked fourth in 3-point field goal percentage (42.1 percent) and tied for eighth in made 3-pointers per game (2.22), while Mitchell was second in rebounding (7.9 per game) and third in defensive rebounds (5.7 per game).
- Last season, Harris averaged a career-high 16.3 points and Mitchell added career bests with 13.1 points and 8.9 rebounds per game.
- Harris is 12th on UVA's all-time scoring list with 1,654 points and Mitchell ranks ninth with 781 career rebounds.

SENIORS HAVE REBUILT VIRGINIA BASKETBALL

- Seniors Joe Harris, Akil Mitchell and Thomas Rogers have helped the Cavaliers to 89 wins, three 20-win seasons, one ACC regular-season title, one ACC Tournament championship, two NCAA Tournaments and one NIT appearance in four seasons.
- The trio has helped UVA improve its overall record and conference record in each of the last four seasons.
- Harris, Mitchell and Rogers have led UVA to 28 wins this season.

MORE HONORS FOR BENNETT, BROGDON AND HARRIS

- Tony Bennett was named U.S. Basketball Writers Association District 3 Coach of the Year.
- Malcolm Brogdon and Joe Harris were named to the USBWA All-District 3 Team and NABC District 2 Second Team.

2013-14 UVA DEFENSIVE RANKINGS

Category	Ave.	NCAA	ACC
Points/Game	55.3	1	1
Possessions/40 minutes	60.7	3	2
Rebounds/Game	29.3	4	1
Points/Possession	0.91	6	1
True Shooting %	47.4	6	2
Assists/Game	9.7	9	1
Field Goal %	38.5	9	1
Effective Shooting %	43.9	11	2
Off. Rebound %	26.4	12	1
Def. Rebounds/Game	20.5	15	2
Rebound %	45.8	16	2
Off. Rebounds/Game	8.9	18	1

TEAM NOTES

- Virginia is 21-2 when leading at the half and 28-4 when opponents shoot less than 50 percent from the field.
- The Cavaliers led the ACC in scoring defense (54.5 ppg), field goal percentage defense (38.7%), 3-point field goal percentage defense (30.1%), defensive rebounding (29.6 rpg), defensive rebound percentage (73.4%), scoring margin (+12.9) and assist-to-turnover ratio (1.68) during league play.
- UVA ranked sixth in the ACC in scoring offense at 67.4 points per game, marking its highest ACC average under Tony Bennett (63.9 ppg in 2012-13).
- Virginia has committed nine or fewer turnovers in 14 of its last 19 games.
- Virginia has shot 70 percent or better from the free throw line in 15 of 34 games, and its 66.3 percent free throw percentage is its lowest since shooting 65.8 percent in 2002-03.
- The Cavaliers are 23-2 with their current starting lineup of London Perrantes, Malcolm Brogdon, Joe Harris, Akil Mitchell and Mike Tobey.
- Virginia captured the Corpus Christi Challenge earlier this season with wins over Liberty, Hampton, SMU and Missouri State.

PLAYER NOTES

- Joe Harris leads all active ACC players and ranks No. 22 in ACC history with 257 career 3-pointers.
- With 15 points vs. Duke in the ACC Tournament, Harris (1,654 career points) passed John Crotty (1988-91, 1,646 points) into 12th place on Virginia's all-time scoring list.
- Malcolm Brogdon's 12.6 scoring average leads the team and would make him the lowest team scoring leader at UVA in 61 seasons.
- Brogdon ranks second in the ACC in free throw percentage at 87.3 percent.
- London Perrantes led the ACC with in assist-to-turnover ratio (4.47) in league action.

VIRGINIA HEAD COACH TONY BENNETT

- ACC and USBWA District 3 Coach of the Year Tony Bennett has a 104-59 mark in five seasons at UVA and 173-92 record in eight career seasons.
- Bennett is 3-3 all-time in the NCAA Tournament as a head coach, including a 0-1 mark at UVA and 3-2 record at Washington State.
- Bennett has led Virginia to three consecutive winning seasons in ACC play for the first time since 1981-83.
- Under Bennett, Virginia became the second ACC school to improve its ACC record in five consecutive seasons.
- Bennett guided the Cavaliers to the NCAA Tournament in 2012 and NIT in 2013.
- Bennett has increased UVA's win total in each of the last five seasons (15 in 2009-10, 16 in 2010-11, 22 in 2011-12, 23 in 2012-13 and 28 in 2013-14).
- He has guided Virginia to 11 or more ACC wins in back-to-back seasons for the first time since back-to-back 12 ACC-win seasons in 1982-83.
- Bennett guided Washington State to a pair of NCAA Tournaments and the NIT in three seasons and was the National Coach of the Year in 2007.
- Bennett-coached teams are 61-3 when holding opponents to fewer than 50 points during his eight-year coaching career.



**HEAD COACH
TONY BENNETT**
5TH SEASON

PERSONAL

Birthdate: June 1, 1969
Birthplace: Clintonville, Wis.
Family: wife, Laurel; daughter, Anna; son, Eli

EDUCATION

College: Green Bay, 1992

COACHING EXPERIENCE

- 1999-00 Wisconsin (staff volunteer)
- 2000-03 Wisconsin (assistant coach)
- 2003-04 Washington State (assistant coach)
- 2004-06 Washington State (associate head coach)
- 2006-09 Washington State (head coach)
- 2009- Virginia (head coach)

THE BENNETT RECORD

Year	School	Record (Conf)	Postseason
2006-07	Washington St.	26-8 (13-5)	NCAA 2nd Round
2007-08	Washington St.	26-9 (11-7)	NCAA Sweet 16
2008-09	Washington St.	17-16 (8-10)	NIT 1st Round
2009-10	Virginia	15-16 (5-11)	
2010-11	Virginia	16-15 (7-9)	
2011-12	Virginia	22-10 (9-7)	NCAA 2nd Round
2012-13	Virginia	23-12 (11-7)	NIT Quarterfinals
2013-14	Virginia	28-6 (16-2)	NCAA 2nd Round
Total	8th season	173-92	
Virginia	5th season	104-59	

BENNETT VS. 2013-14 OPPONENTS

Opponent	Career	Virginia
Boston College	4-4	4-4
Clemson	4-3	4-3
Coastal Carolina	0-0	0-0
Davidson	1-0	1-0
Duke	2-6	2-6
Florida State	4-5	4-5
George Washington	0-0	0-0
Georgia Tech	6-1	6-1
Green Bay	2-1	2-1
Hampton	2-0	2-0
James Madison	1-0	1-0
Liberty	1-0	1-0
Maryland	6-4	6-4
Memphis	0-0	0-0
Miami	3-4	3-4
Missouri State	1-0	1-0
Navy	1-0	1-0
North Carolina	3-5	3-4
NC State	6-2	6-2
Norfolk State	3-0	3-0
Northern Iowa	1-0	1-0
Notre Dame	3-0	2-0
Pitt	2-1	2-0
SMU	1-0	1-0
Syracuse	1-0	1-0
Tennessee	1-1	1-1
Texas A&M	0-0	0-0
VCU	0-1	0-1
Virginia Tech	7-3	7-3
Wake Forest	2-4	2-4
Wisconsin	1-1	1-1

NATIONAL RANKINGS

ASSOCIATED PRESS (Monday, March 17)

1	Florida (50)	32-2	1,610
2	Wichita State (15)	34-0	1,571
3	Virginia	28-6	1,430
4	Arizona	30-4	1,422
5	Louisville	29-5	1,412
6	Villanova	28-4	1,231
7	Michigan	25-8	1,162
8	Duke	26-8	1,121
9	Iowa State	26-7	1,055
10	Kansas	24-9	1,045
11	Michigan State	26-8	950
12	Wisconsin	26-7	892
13	San Diego State	29-4	890
14	Syracuse	27-5	757
15	Cincinnati	27-6	720
16	Creighton	26-7	658
17	New Mexico	27-6	623
18	Connecticut	26-8	503
19	North Carolina	23-9	424
20	UCLA	26-8	413
21	Oklahoma	23-9	265
22	Ohio State	25-9	167
23	Baylor	24-11	148
24	VCU	26-8	140
25	Saint Louis	26-6	131

Others receiving votes: Memphis 101, Gonzaga 83, Kentucky 77, Stephen F. Austin 46, Harvard 30, Saint Joseph's 14, Texas 13, Oregon 8, Providence 6, Massachusetts 3, **Tennessee 2**, Western Michigan 1, North Carolina Central 1

USA TODAY COACHES (Monday, March 17)

1	Florida (26)	32-2	794
2	Wichita State (6)	34-0	774
3	Louisville	29-5	717
4	Virginia	28-6	696
5	Arizona	30-4	679
6	Duke	26-8	609
7	Villanova	28-4	604
8	Michigan	25-8	563
9	Iowa State	26-7	492
10	Kansas	24-9	487
11	San Diego State	29-4	482
12	Syracuse	27-5	399
13	Michigan State	26-8	394
14	Cincinnati	27-6	390
15	Wisconsin	26-7	387
16	Creighton	26-7	333
17	New Mexico	27-6	314
18	North Carolina	23-9	239
19	Connecticut	26-8	215
20	Oklahoma	23-9	127
21	Saint Louis	26-6	107
22	Kentucky	24-10	103
23	UCLA	26-8	101
24	Ohio State	25-9	91
25	VCU	26-8	63

Others receiving votes: Memphis 61, Gonzaga 50, Baylor 41, **Pittsburgh 26**, Texas 15, Stephen F. Austin 13, Saint Joseph's 10, **SMU 8**, Nebraska 6, Providence 3, Southern Miss 2, Harvard 2, George Washington 1, Tulsa 1, Iowa 1

2013-14 Opponents in Bold

- Bennett coached teams have finished in the top five nationally in scoring defense in four of seven seasons (1st in 2008-09; second in 2007-08 and 2011-12, and fifth in 2012-13). UVa ranks first this season at 55.3 points per game.

- Bennett is one of 23 current Division I head coaches who played in the NBA.

BORN TO RUN

- UVa has had a scoring run of 10-0 or better in 17 games, including 10 ACC games.
- Virginia had a season-high 25-0 run against Notre Dame on Feb. 22.
- UVa had four 9-0 runs in its win at Notre Dame on Jan. 28.

CLEANING THE GLASS

- Virginia has outrebounded its opponents in 25 of 34 games and is 22-3 when outrebounding its opponent.
- The Cavaliers rank 16th nationally in rebound percentage at 54.2 percent and have a +6.2 average rebound margin per game.

PAINT IT ORANGE AND BLUE

- UVa has outscored its opponents in the paint in 27 of 34 games.
- Virginia, which is outscoring its opponents 968-730 in the paint, has scored 43.2 percent of its points in the paint.
- A post player has led UVa in scoring in eight of 34 games (Gill 13 vs. JMU, 18 vs. Navy, 13 vs. Liberty, 19 vs. SMU, 15 vs. Notre Dame and 15 at Maryland; Tobey 18 vs. Davidson and 16 at NC State; Mitchell 15 vs. Notre Dame).

OFF THE BENCH

- Virginia is outscoring opponents 765-524 in bench points, averaging 22.5 per game.
- A bench player has led the team in scoring in seven games (Tobey 18 vs. Davidson, Gill 18 vs. Navy, 13 vs. Liberty, 19 vs. SMU, 15 vs. Notre Dame and 15 at Maryland, and Anderson 23 vs. Missouri State and 16 at Florida State).

HOO WILL STEP UP TODAY?

- Virginia has seven players who have scored at least 15 points in an ACC game this season (Anderson, Brogdon, Gill, Harris, Mitchell, Perrantes and Tobey).
- No other ACC school had more than six players who had a 15-point game in ACC play this season.
- Last season, only four Cavaliers (Harris, Mitchell, Anderson and Nolte) accomplished the feat.

MAKING THEM EARN

- In 18 ACC regular-season games, UVa has held its opponents' leading scorer to an average of 10.0 points per game on 31.4 percent shooting (55-of-175).
- The only three players to hit or exceed their scoring averages were Clemson's K.J. McDaniels (24 points), Maryland's Dez Wells (18 points) and Florida State's Aaron Thomas (15 points).

MALCOLM BACK IN THE MIDDLE

- All-ACC honoree Malcolm Brogdon returned to action against JMU (11/8/13) after missing the 2012-13 season and the last four games of 2011-12 with a foot injury.
- Brogdon is averaging team highs in points (12.6 ppg), steals (1.2 spg) and free throw percentage (87.1%), and is second in rebounding (5.6 rpg) and 3-point field goal percentage (36.6%).
- Brogdon tallied a career-best 18 consecutive games of double figures scoring from Jan. 4-March 9.
- He tallied a career-best 23 points in the ACC Tournament final against Duke.
- Brogdon recorded 19 points, five rebounds and five assists in Virginia's ACC-clinching win over Syracuse.
- He tallied his first career double-double with 17 points, 11 rebounds (career high) and seven assists (career high) vs. Boston College (2/5/14).
- Brogdon had his second career double-double with 14 points and 11 rebounds (career high) at Georgia Tech (2/8/14).
- In 18 ACC games, Brogdon ranked first in free throw percentage (88.8%), fourth in assist-to-turnover ratio (3.4) and 12th in scoring (14.8 ppg).

"Boy, That Escalated Quickly"

Run	Opponent	Date
13-0 run in 1st half	James Madison	Nov. 8
10-0 run in 1st half	VCU	Nov. 12
12-0 run in 2nd half	vs. Davidson	Nov. 16
13-0 run in 1st half	Navy	Nov. 19
19-0 run in 2nd half	Liberty	Nov. 23
23-0 run in 1st half	Hampton	Nov. 26
14-0 run in 1st half	vs. Missouri St.	Nov. 30
11-0 run in 1st half	Wake Forest	Jan. 8
15-0 run in 1st half	at NC State	Jan. 11
11-0 run in 2nd half	at Duke	Jan. 13
14-0 run in 1st half	Florida State	Jan. 18
15-0 run in 1st half	Boston College	Feb. 5
13-0 run in 2nd half	at Georgia Tech	Feb. 8
12-0 run in 1st half	at Clemson	Feb. 15
10-0 run in 2nd half	at Virginia Tech	Feb. 18
25-0 run in 2nd half	Notre Dame	Feb. 22
10-0 run in 2nd half	Miami	Feb. 26

LONDON CALLING

- All-ACC Freshman honoree London Perrantes (128 assists) is the fourth UVa freshman to record 100 assists in a season, joining Cory Alexander (1991-92), Jeff Jones (1978-79) and Sean Singletary (2004-05).
- Perrantes, who has started 30 games, is averaging 5.2 points, 2.3 rebounds and a team-leading 3.8 assists per game.
- Perrantes had a career-high 15 points vs. Miami (2/26/14) and career-best nine assists vs. North Carolina (1/20/14).
- Perrantes, who ranks third in the ACC in assist-to-turnover ratio (3.37) and 10th in assists (3.8 apg), has tallied five or more assists in 12 games.
- He led the ACC during league play in assist-to-turnover ratio (4.47) and ranked seventh in assists (4.22 apg).
- Perrantes went 8-of-8 from 3-point range from Feb. 22-March 9, tying a school record for consecutive made 3-pointers (Harold Deane & Mustapha Farrakhan).

ANDERSON PROVING HIS WORTH AS A SIXTH MAN

- ACC Sixth Man of the Year Justin Anderson is averaging 8.1 points and 3.3 rebounds per game off the Virginia bench.
- Anderson reached double figures in six consecutive games (Dec. 7-Jan. 8) and has led the team in scoring in five games (23 points vs. Missouri State, 16 vs. Northern Iowa, 14 points vs. Norfolk State, 11 at Tennessee and 16 at Florida State).
- Anderson earned Corpus Christi Challenge all-tournament honors after averaging 12 points in four wins during the tournament.
- He was one of two players in NCAA Division I to record 20 points, five rebounds, five blocked shots and five 3-pointers in a game last season, joining South Alabama's Mychal Ammons who also accomplished the rare feat.

TOBEY, TOBEY, TOBEY... CAN DO IT AGAIN

- Mike Tobey has shown the ability to be Virginia's go-to man, averaging 6.5 points, 3.8 rebounds and a team-leading 37 blocked shots.
- He tallied a season-high 18 points vs. Davidson (11/16/13) and ACC-high 16 at NC State (1/11/14) and had a career-high nine rebounds vs. VCU (11/12/13).
- Tobey has scored in double figures 10 times.

A.G. MAKING SUCCESSFUL TRANSFER

- Redshirt sophomore Anthony Gill has led UVa in scoring in six games, including 13 vs. JMU (11/8/13), 18 points against Navy (11/19/13), 13 vs. Liberty (11/23/13), a career-high 19 vs. SMU (11/29/13) and ACC highs of 15 vs. Notre Dame (2/22/14) and Maryland (3/9/14).
- Gill, who earned ACC and Corpus Christi Challenge All-Tournament honors, is shooting a team-leading 58.7 percent from the floor (98-of-167) and averaging 8.4 points and 3.9 rebounds per game this season.
- He has scored in double figures in 14 games, including four consecutive games.

THERE'S NO PLACE LIKE HOME

- UVA is 108-35 (.755) in eight seasons at John Paul Jones Arena.
- UVA is 70-19 (.787) at home under head coach Tony Bennett.
- UVA finished 15-2 (.882) at JPJ this season.
- UVA has won a school-best 18 consecutive ACC home games.
- Virginia's 18-game ACC winning streak is tied with Duke for the longest current streak in the league.
- Virginia went 20-2 at JPJ last season, setting a school record for home wins in a season.
- UVA's 19-game home winning streak last season marked a JPJ record.

VIRGINIA PICKED 4TH IN THE ACC

- Virginia was selected fourth in the preseason poll at ACC Operation Basketball.
- This season marked the fifth straight season Virginia finished at or higher than its predicted finish.
- Duke was the preseason favorite, followed by Syracuse, North Carolina, Virginia, Notre Dame, Pitt, Maryland, Boston College, Florida State, NC State, Georgia Tech, Miami, Wake Forest, Clemson and Virginia Tech.

HARRIS NAMED TO ALLSTATE NABC GOOD WORKS TEAM®

- Joe Harris was one of 10 players named to the 2014 Allstate NABC Good Works Team®, announced Feb. 11.
- In its second year, this preeminent community service honor recognizes college basketball players who have made a commitment to improving their communities and the lives of others.
- Harris has volunteered his time at the Charlottesville Boys and Girls Club, local elementary schools and local hospitals. He presented a "Good Eating Practices" workshop at a local elementary school and is active in Virginia's Athletes Committed to Education (ACE) program. Harris also helped organize and participate in a trip to Camp Holiday Trails, a camp for children with special health needs.
- Harris is a member of Virginia's Student-Athlete Advisory Council (SAAC), Student-Athlete Mentors (SAM) and Student-Athletes Committed to Honor (SACH). Harris will graduate this May with a degree in sociology.

RECORDS WATCH

- Joe Harris (1,654 points) needs 30 points to pass J.R. Reynolds (2004-07, 1,683 points) for 11th place on UVA's all-time scoring list.
- Harris ranks second all-time at UVA in career 3-point percentage at 40.9 percent, trailing only Keith Friel (2000-01) at 42.1 percent.
- Akil Mitchell (781 rebounds) needs six rebounds to pass Chris Williams (1999-02, 786 rebounds) for eighth place and seven rebounds to pass Ted Jeffries (1990-93, 787 rebounds) for seventh on UVA's all-time rebounding list.

CAVALIERS IN THE NBA

- Former Virginia All-American Mike Scott is a member of the Atlanta Hawks. Scott, who tallied a career-high 30 points against New York on Feb. 22, has averaged 9.5 points and 3.6 rebounds in 62 games in his second season with the Hawks.

HOLDING FOES UNDER 50

- Virginia is 36-2 when holding opponents under 50 points in the Tony Bennett era.
- Virginia is 11-1 this season and went 8-0 last season when holding opponents under 50 points.

THE ELECTRIC 70s

- Virginia is 48-4 when scoring at least 70 points under Tony Bennett and 56-55 when scoring under 70 points.

60 IS THE NEW 70

- UVA is 60-9 when scoring at least 60 points and 12-19 when scoring fewer than 60 points over the past three seasons.

VIRGINIA'S 2013-14 RECORD WHEN...

	All	ACC
Leading at the half:	21-2	10-1
Trailing at the half:	6-4	5-1
Tied at the half:	2-0	1-0
Playing Overtime	0-1	0-1
Shooting 50% or better	8-1	4-0
Shooting between 40-49.9%	16-0	9-0
Shooting less than 40%	4-5	3-2
Opponents shoot 50% or better	0-2	0-0
Opponents shoot less than 50%	28-4	16-2
UVA outrebounds its opponent	22-3	12-1
Opponent outrebounds UVA	6-3	4-1
Teams are tied in rebounds	0-0	0-0
UVA has 10 or more steals	2-0	1-0
UVA shoots 70% FT or better	11-4	6-1
UVA shoots less than 70% FT	17-2	10-1
Scoring less than 50 points	1-1	1-0
Scoring 50-59 points	3-2	1-0
Scoring 60-69 points	12-2	7-2
Scoring 70-79 points	11-1	7-0
Scoring 80-89 points	1-0	0-0
Scoring more than 90 points	0-0	0-0
Allowing fewer than 50 points	11-1	6-0
Allowing 50-59 points	11-1	7-0
Allowing 60-69 points	5-1	3-1
Allowing 70-79 points	1-1	0-0
Allowing 80-89 points	0-1	0-0
Allowing 90 or more points	0-1	0-1
Playing in John Paul Jones Arena	15-2	9-0
Playing on the road	7-4	7-2
Playing on a neutral court	6-0	0-0
Game decided by 1-4 points	4-3	2-1
Game decided by 5-10 points	4-2	3-1
Game decided by 11 or more pts	20-1	11-0
Playing at night	14-4	8-1
Playing in the afternoon	14-2	8-1
Playing on Monday	3-2	2-1
Playing on Tuesday	4-1	2-0
Playing on Wednesday	3-1	3-0
Playing on Thursday	0-0	0-0
Playing on Friday	3-0	0-0
Playing on Saturday	13-1	8-0
Playing on Sunday	3-0	2-0
Playing in November	7-1	0-0
Playing in December	2-3	0-0
Playing in January	7-1	7-1
Playing in February	8-0	8-0
Playing in March	4-1	1-1
Playing on TV	22-6	16-1
Playing Online Only	5-0	0-0

VIRGINIA IN THE POLLS

Date	AP	USA Today	Date	AP	USA Today
Nov. 4	24	25	Feb. 3	20	21
Nov. 11	25	25	Feb. 10	17	16
Nov. 18	RV	RV	Feb. 17	14	13
Nov. 25	RV	RV	Feb. 24	12	11
Dec. 2	RV	RV	March 3	5	5
Dec. 9	NR	RV	March 10	6	8
Dec. 16	NR	RV	March 17	3	4
Dec. 23	NR	NR			
Dec. 30	NR	NR			
Jan. 6	NR	NR			
Jan. 13	RV	RV			
Jan. 20	RV	RV			
Jan. 27	RV	RV			

INDIVIDUAL CAREER RECORDS**3-POINTERS**

Rk	Name	3-PT FG's
1.	Curtis Staples (1995-98)	413
2.	Joe Harris (2011-pres.)	257
3.	Harold Deane (1994-97)	237
4.	Sean Singletary (2005-08)	222
5.	J.R. Reynolds (2004-07)	221

3-POINT FG PERCENTAGE (MIN 100 3-PT FG MADE)

Rk	Name	3FG-3FGA	3FG%
1.	Keith Friel (2000-01)	107-254	.421
2.	Joe Harris (2011-pres.)	257-628	.409
3.	Todd Billet (2003-04)	156-398	.392
4.	Curtis Staples (1995-98)	413-1079	.383
5.	Roger Mason, Jr. (2000-02)	137-365	.375

1,000 POINT SCORERS

Rk	Name	Career Points
1.	Bryant Stith (1989-92)	2,516
2.	Jeff Lamp (1978-81)	2,317
3.	Buzzy Wilkinson (1953-55)	2,233
4.	Ralph Sampson (1980-83)	2,228
5.	Sean Singletary (2005-08)	2,079
10.	Curtis Staples (1995-98)	1,757
11.	J.R. Reynolds (2004-07)	1,683
12.	Joe Harris (2011-pres.)	1,654
13.	John Crotty (1988-91)	1,646
14.	Bob McCarty (1954-56)	1,625
15.	Travis Watson (2000-03)	1,546
16.	Richard Morgan (1986-89)	1,540
17.	Mike Scott (2008-12)	1,538
18.	Donald Hand (1998-01)	1,486
19.	Othell Wilson (1981-84)	1,469

REBOUNDING

Rk	Name	Career Rebounds
1.	Ralph Sampson (1980-83)	1,511
2.	Travis Watson (2000-03)	1,115
3.	Mike Scott (2008-12)	944
4.	Junior Burrough (1992-95)	929
5.	Bryant Stith (1989-92)	859
6.	Steve Castellani (1976-79)	799
7.	Ted Jeffries (1990-93)	787
8.	Chris Williams (1999-02)	786
9.	Akil Mitchell (2011-pres.)	781
10.	Norman Nolan (1995-98)	765
11.	Scott McCandlish (1970-72)	761
12.	Marc Iavaroni (1975-78)	718
13.	Kenny Turner (1988-91)	706
14.	Olden Polynice (1984-86)	667
15.	Wally Walker (1973-76)	665

STITH, WILKINS AND SALT INK LETTERS OF INTENT

- Tony Bennett announced the signings of center Jack Salt (Auckland, New Zealand), guard B.J. Stith (Lawrenceville, Va.) and forward Isaiah Wilkins (Lilburn, Ga.) to National Letters of Intent.
- The 6-10, 240-pound Salt tallied 14 points and 16 rebounds as the Westlake Boys High School Premier Team recently defended its New Zealand School Boys AA title.
- The 6-5, 205-pound Stith helped lead Brunswick High School to three straight Virginia High School League Division 3 State titles prior to enrolling at Oak Hill Academy for the 2013-14 season. Stith was named all-state and all-region after averaging 16 points, six rebounds and six assists per game in 2012-13. Stith, who is ranked No. 48 on Rivals.com's 2014 Prospect Ranking list, is the son of former Virginia star and NBA player Bryant Stith. Oak Hill is No. 7 in the latest USA Today rankings.
- The 6-8, 205-pound Wilkins had 29 points, 12 rebounds and four blocked shots in leading Greater Atlanta Christian (30-0) to its third Georgia Class AA state championship in four years on March 7. Wilkins was named Region 6-AA Player of the Year and Metro Atlanta Player of the Year.

TOBEY AND BENNETT STRIKE GOLD

- Mike Tobey and Tony Bennett helped Team USA to the gold medal at the 2013 FIBA U19 World Championship in Prague, Czech Republic this summer.
- Tobey averaged 4.8 points and 4.8 rebounds per game as the Americans finished a perfect 9-0 in the tournament.
- Bennett served as an assistant coach under Florida and USA head coach Billy Donovan.
- USA Basketball honored the squad as its Team of the Year.

ALL-TIME VS. ACC OPPONENTS

- Virginia is 543-693 all-time against current ACC members (10-7 vs. Boston College, 70-52 vs. Clemson, 86-53 vs. Virginia Tech, 50-116 vs. Duke, 21-22 vs. Florida State, 36-39 vs. Georgia Tech, 74-107 vs. Maryland, 6-10 vs. Miami, 51-128 vs. UNC, 60-82 vs. NC State, 7-1 vs. Notre Dame, 9-3 vs. Pittsburgh, 2-3 vs. Syracuse and 61-70 vs. Wake Forest).

VIRGINIA VS. RANKED OPPONENTS

- Virginia is 10-16 against ranked opponents, including a 2-6 mark vs. top-5 foes, in the Tony Bennett era.
- Virginia is 125-311 vs. ranked opponents, including a 25-119 mark against top-5 foes, since 1953-54.
- The Cavaliers are 1-26 vs. No. 1-ranked opponents (86-73 vs. No. 1 North Carolina on Jan. 30, 1986).
- UVa is 3-3 vs. ranked opponents this season, beating then-No. 18 Pittsburgh (48-45), then-No. 4 Syracuse (75-56) and then-No. 7 Duke (72-63).

ABOUT THE 2013-14 SCHEDULE

- Five of Virginia's opponents are currently ranked in the national polls (Duke, Syracuse, Wisconsin, North Carolina and VCU), while Tennessee, SMU and Pittsburgh received votes.
- Virginia went 6-4 against its eight opponents (VCU, Wisconsin, Tennessee, NC State, Duke, North Carolina, Pittsburgh and Syracuse) that earned 2014 NCAA Tournament berths.
- UVa went 6-1 against its five opponents (Clemson, Davidson, Florida State, Green Bay and SMU) that received 2014 NIT bids.
- Virginia defeated all 14 of its ACC opponents this season.

ON THE HORIZON

- The winner of the Virginia-Coastal Carolina game plays the winner of the No. 8 seed Memphis (23-9) and No. 9 seed George Washington (24-8) on Jan. 23.

JOE HARRIS

G // SR // 6-6 // 225 // CHELAN, WASH.

- 2** No. 2 on the team in scoring at 11.7 points per game overall and 11.6 points per game in ACC play
- 2** No. 2 all-time at UVa in 3-point shooting percentage at 40.9 percent
- 2** No. 2 all-time at UVa with 257 3-point field goals
- 12** No. 12 all-time at UVa with 1,654 points

2014 All-ACC Second-Team (Coaches), USBWA All-District 2, NABC All-District 3 Second Team, Allstate NABC Good Works Team, ACC Tournament Most Outstanding Player

VIRGINIA CAVALIERS

2013-14 First Half Buzzer Beaters

The Cavaliers are 8-0 this season when scoring at the end of the first half

- Jan. 18 vs. Florida St.**
Joe Harris Layup
UVa leads 45-26, wins 78-66
- Feb. 10 vs. Maryland**
Akil Mitchell Dunk
UVa trails 26-25, wins 61-53
- Dec. 23 vs. Norfolk St.**
Akil Mitchell Tip-In
UVa leads 32-26, wins 66-56
- Feb. 15 at Clemson**
Mike Tobey Tip-In
UVa leads 31-28, wins 63-58
- Feb. 5 vs. Boston College**
Anthony Gill Put-back Jumper
UVa leads 40-21, wins 77-67
- Mar. 14 vs. Florida State**
Anthony Gill Jumper
UVa leads 32-27, wins 64-51
- Jan. 8 vs. Wake Forest**
Joe Harris 3-pointer
UVa leads 41-24, wins 74-51
- Feb. 18 at Virginia Tech**
Malcolm Brogdon 3-pointer
UVa trails 28-21, wins 57-53

THE LAST TIME

VIRGINIA INDIVIDUALS

- **Scored 30 points:** Joe Harris (36) vs. Duke (2/28/13)
- **Scored 40 points:** Sean Singletary (41) at Miami (3/1/08)
- **Two players with 20 points:** Joe Harris (20) and Akil Mitchell (20) vs. Green Bay (12/1/12)
- **Three players with 20 points:** Chris Williams (27), Roger Mason, Jr. (22) and Donald Hand (20) vs. Duke (1/5/00)
- **Four players with 20 points:** Chris Williams (23), Donald Hand (22), Adam Hall (21), and Travis Watson (20) vs. Georgetown (3/15/00)
- **A player with back-to-back 25-point games:** Joe Harris, 26 vs. Virginia Tech (2/12/13), 27 at North Carolina (2/16/13)
- **One player scored in double figures:** Joe Harris (16) at Miami (2/19/13)
- **No players scored in double figures:** vs. Wisconsin (12/4/13)
- **Five players scored in double figures:** Malcolm Brogdon (17), Joe Harris (12), Anthony Gill (12), Justin Anderson (10) and Akil Mitchell (10) at Green Bay (12/7/13)
- **Six players scored in double figures:** Sean Singletary (27), Adrian Joseph (13), Jamil Tucker (13), Mamadi Diane (12), Calvin Baker (11), Laurynas Mikalauskas (11), vs. Maryland (3/9/08)
- **Seven players scored in double figures:** Cornel Parker (20), Junior Burrough (15), Ted Jeffries (14), Cory Alexander (13), Jason Williford (12), Yuri Barnes (11) and Doug Smith (11) vs. Clemson (1/13/93)
- **Had 15 rebounds:** Akil Mitchell (16) vs. Seattle (11/17/12)
- **Had 20 rebounds:** Travis Watson (20) vs. Wofford (1/2/03)
- **Had 25 rebounds:** Bob Mortell (25) vs. Washington & Lee (2/27/60)
- **Two players with 10 rebounds:** Akil Mitchell (12) and Mike Scott (10) vs. NC State (3/9/11)
- **Three players with 10 rebounds:** Yuri Barnes (13), Jason Williford (12) and Junior Burrough (11) vs. Rice (12/4/93)
- **Double-Double:** Malcolm Brogdon (14 pts, 11 rebs) at Georgia Tech (2/8/14)
- **Two players had a double-double:** Mike Scott (23 pts, 10 rebs) and Akil Mitchell (10 pts, 12 rebs) vs. NC State (3/9/12)
- **Three players had a double-double:** Jason Williford (10 pts, 15 rebs), Ted Jeffries (23 pts, 10 rebs), and Cornel Parker (11 pts, 11 rebs) at William & Mary (1/25/93)
- **Double-Double with points and assists:** Sean Singletary (22 pts, 10 assts) vs. Old Dominion (3/24/08)
- **Triple-Double:** Ralph Sampson (15 pts, 22 rebs, 10 blks) vs. Old Dominion (12/29/79)
- **Four Double-Doubles in a row:** Mike Scott [5 in a row] (27 pts, 15 rebs) vs. Oklahoma (11/23/10), (16 pts, 10 rebs) vs. Wichita State (11/24/10), (17 pts, 12 rebs) at Minnesota (11/29/10), (21 pts, 13 rebs) at Virginia Tech (12/5/10), (10 pts, 13 rebs) vs. Radford (12/7/10)
- **20 points and 20 rebounds:** Travis Watson (21 pts, 20 rebs) vs. Wofford (1/2/03)
- **10 assists:** Jontel Evans (10) vs. Howard (1/4/11)
- **5 Blocked Shots:** Darion Atkins (5) vs. No. Iowa (12/21/13)
- **5 Steals:** Joe Harris (5) vs. Boston College (2/5/14)
- **Led UVa in Points, Rebounds and Assists:** Malcolm Brogdon (14 pts, 11 rebs, 3 assts) at Georgia Tech (2/8/14)
- **Hit a last second shot to win a game:** Malcolm Brogdon at Pittsburgh (2/2/14) [3-pointer with 0.9 seconds]
- **Played every minute:** Sylvan Landesberg (45) vs. Clemson (2/15/09)
- **Played more than 40 minutes:** Mike Scott (44), Sammy Zeglinski (44), Jontel Evans (42) at Maryland (3/4/12)

VIRGINIA TEAM

- **Won in Overtime:** vs. Maryland, 61-58 (3/10/13)
- **Lost in Overtime:** at Maryland, 75-69 (3/9/14)
- **Played Two Overtimes:** vs. Maryland, L 92-89 (2/19/05)
- **Played Three Overtimes:** vs. Georgetown, L 115-111 (3/15/00)
- **Shot 70 percent for a Half:** 76.2% (16-21) vs. Notre Dame - 2nd Half (2/22/14)
- **Shot 60 percent in a Game:** 63.6% (28-44) vs. Notre Dame (2/22/14)
- **Shot less than 30 percent in a Game:** 23.4% (11-47) vs. Wisconsin (12/4/13)
- **Shot 90 percent from the free throw line:** 100% (11-11) vs. Lamar (11/19/12)
- **Shot 70 percent from 3-point line:** 71.4% (10-14) vs. SMU (11/29/13)
- **Shot 50 percent from 3-point line:** 50.0% (8-16) vs. Syracuse (3/1/14)
- **Shot less than 30 percent in a half:** 29.6% (8-27) in 1st Half vs. Northern Iowa (12/21/13)
- **Shot less than 20 percent in a half:** 15% (3-20) in 2nd Half vs. Wisconsin (12/4/13)
- **Shot 55 percent or better and lost:** 58.5% (31-53) at North Carolina (2/16/13)
- **Attempted 50 FTs:** 52 (made 34) vs. Howard (12/12/94)
- **Made 30 FTs:** 31 (36 att.) vs. Tennessee (3/18/07)
- **Made 10 3-pt FGs:** 10 vs. SMU (11/29/13)
- **Failed to make a 3-pt FG:** vs. Drake (11/21/11)
- **Had 50 rebounds:** 50 vs. North Carolina (1/15/09)
- **Had 25 assists:** 27 vs. Howard (11/21/01)
- **Had 15 steals:** 16 vs. NC State (2/24/08)
- **Had 10 blocks:** 10 at Virginia Tech (1/10/09)
- **Scored 50 pts in a half:** 51 vs. Mo. State, 2nd half (11/30/13)
- **Scored 60 pts in a half:** 60 vs. Gonzaga, 1st half (1/3/07)
- **Scored 70 pts in a half:** 70 vs. Coastal Carolina, 2nd half (11/20/00)
- **Scored 100 pts (ACC):** 103 vs. Maryland (1/16/07)
- **Scored 100 pts (non-conf):** 107 vs. VMI (11/16/08)
- **Scored under 20 pts in 1st half:** 15 vs. Delaware (11/13/12)
- **Scored under 20 pts in 2nd half:** 18 vs. Wisconsin (12/4/13)
- **Scored under 50 pts in a game:** 48 at Pittsburgh (2/2/14)
- **Defeated top-5 opponent:** 75-56 vs. #4 Syracuse (3/1/14)
- **Defeated top-5 opponent on the road:** 77-69 at #3 Duke (1/17/93)
- **Defeated top-ranked opponent:** 86-73 vs. #1 North Carolina (1/30/86)

OPPONENT INDIVIDUALS

- **Scored 30 points:** Erick Green (35), Virginia Tech (1/24/13)
- **Scored 35 points:** Erick Green (35), Virginia Tech (1/24/13)
- **Scored 40 points:** J.J. Redick (40), Duke (1/28/06)
- **Scored 50 points:** Len Chappell (50), Wake (2/12/62)
- **Two players with 20 points:** Greg Mays (24) and Keifer Sykes (21) at Green Bay (12/7/13)
- **Three players with 20 points:** Jordan McRae (21), Jarnell Stokes (20), Josh Richardson (20), Tennessee (12/30/13)
- **Two players with 30 points:** Trevor Powell (31) and Tony Smith (31), Marquette (2/3/90)
- **No players scored in double figures:** Florida State (1/19/13)
- **Five players scored in double figures:** Isaiah Thomas (18), C.J. Wilcox (17), Abdul Gaddy (12), Terrence Ross (12), Justin Holiday (11), Washington (11/22/10)
- **Six players scored in double figures:** C.J. Harris (15), Ari Stewart (12), Travis McKie (12), J.T. Terrell (11), Ty Walker (11), Gary Clark (10), at Wake Forest (1/29/11)
- **Seven players scored in double figures:** Stanley Burrell (15), Drew Lavender (13), C.J. Anderson (12), B.J. Raymond (12), Josh Duncan (11), Charles Bronson (11), and Jason Love (10), at Xavier (1/3/08)
- **Double-Double:** Amile Jefferson (10 pts, 15 rebs), Duke (1/13/14)
- **Double-Double with points and assists:** Keifer Sykes (21 pts, 10 assts), Green Bay (12/7/13)
- **Two players had a double-double:** C.J. Leslie (20 pts, 14 rebs) & Richard Howell (12 pts, 11 rebs), NC State (1/29/13)
- **Had 15 rebounds:** Amile Jefferson (15), Duke (1/13/14)
- **Had 20 rebounds:** Tim Duncan (23), Wake (2/22/97)
- **Had 10 assists:** Keifer Sykes (10), at Green Bay (12/7/13)
- **5 Blocked Shots:** Daniel Miller (6), at Georgia Tech (2/8/14)
- **5 Steals:** Jordan Fouse (8), Green Bay (12/7/13)
- **Hit a last second shot to win a game:** Treveon Graham of VCU (11/12/13), 3-pointer with 1.4 seconds left in regulation

OPPONENT TEAM

- **Shot less than 30 percent in a Game:** 26.1% (12-46), Miami (2/26/14)
- **Shot less than 30 percent in a Game (ACC):** 26.1% (12-46), Miami (2/26/14)
- **Shot 60 percent in a Game:** 63.8% (37-58), at Xavier (1/3/08)
- **Shot 55 percent or better and lost:** 55.3% (26-47), Cleveland State (11/25/09)
- **Scored 100 pts:** 106, Washington (11/22/10)
- **Scored 90 pts in an ACC game:** 93, North Carolina (2/16/13)
- **Scored 60 pts in a half:** 60, at Miami, 2nd half (3/1/08)
- **Scored 50 pts in a half:** 53, at North Carolina, 2nd half (2/16/13)
- **Scored under 20 pts in 1st half:** 17, Virginia Tech (1/25/14)
- **Scored under 20 pts in 2nd half:** 19, Notre Dame (2/22/14)
- **Scored under 50 pts in a game:** 48, Pittsburgh (3/15/14)
- **Had 25 assists:** 27, at Xavier (1/3/08)
- **Had 15 steals:** 15, VMI (11/16/08)
- **Had 10 blocks:** 10 at Maryland (3/5/11)
- **Failed to make a 3-pt FG:** Miami (2/26/14)

2013-14 VIRGINIA MISCELLANEOUS STATISTICS

Largest halftime lead: 23 at NC State (48-25)
 Largest halftime deficit: 22 at Tennessee (48-26)
 Largest halftime deficit overcome in a victory: 7 at Virginia Tech (28-21)
 Largest halftime lead surrendered in a loss: 2 vs. VCU (26-24)
 Largest deficit overcome in a win: 11 at VT (trailed 40-29 @14:19 2nd half)

Largest lead surrendered in a loss: 7 vs. VCU (led 51-44 @ 7:00 2nd half)
 Largest deficit at any time: 37 at Tennessee (trailed 48-85 @ 2:23 2nd half)
 Largest lead at any time: 36 vs. Hampton (led 64-28 @ 5:33 2nd Half)
 Most consecutive points scored: 25 vs. Notre Dame (43-43 to 68-43)
 Most consecutive points allowed: 12 at Green Bay and vs. Boston College



Justin ANDERSON

1

G • 6-6 • 227 • Sophomore • Montross, Va. • Montrose Christian (Md.)

SOPHOMORE SEASON (2013-14)

HONORS

- ACC's Sixth-Man of the Year (ACSMA)
- Named to the Corpus Christi Challenge All-Tournament Team

STATS

- Played in all 34 games, including five starts
- Averaged 8.1 points and 3.3 rebounds in 21.8 minutes per game
- Shot 41.0 percent from the field, 30.2 percent from three-point range and 71.7 percent from the free-throw line
- Scored in double-figures 14 times

GAME HIGHLIGHTS

- Had 12 points and eight rebounds vs. Davidson (11/16/13)
- Scored a season-high 23 points (10-13 FG) vs. Missouri State (11/30/2013)
- Scored 16 points vs. Northern Iowa (12/21/13)
- Had 14 points and eight rebounds vs. Norfolk State (12/23/13)
- Had 16 points and four assists at Florida State (1/4/14)
- Scored 12 points at Duke (1/13/14)
- Scored 13 points vs. North Carolina (1/20/14)
- Had 13 points and four assists vs. Boston College (2/5/14)
- Blocked James Robinson's tying 3-point attempt in the final seconds of the ACC semifinal victory over Pitt(3/15/14)

CAREER/SEASON HIGHS

	CAREER HIGH	SEASON HIGH
Points	24 vs. Iowa (3/27/13)	23 vs. Missouri State (11/30/2013)
FGs	10 vs. Missouri State (11/30/2013)	10 vs. Missouri State (11/30/2013)
3FGs	5 vs. Iowa (3/27/13)	3, 3x- last vs. Syracuse (3/1/14)
FTs	9 vs. St. John's (3/24/13)	7 vs. UNC (1/20/14)
Rebounds	9, 2x - last at Maryland (2/10/13)	8, 3x- last vs. Norfolk St. (12/23/13)
Assists	6 at Virginia Tech (1/24/13)	4, 4x- last vs. BC (2/5/14)
Turnovers	4, 2x - last vs. Iowa (3/27/13)	3, 5x- last at Georgia Tech (2/9/14)
Blocks	5, 2x - last vs. Iowa (3/27/13)	3, 2x- last vs. Virginia Tech (1/25/14)
Steals	3, 4x - last vs. Iowa (3/27/13)	2 vs. Hampton (11/26/13)
Minutes	37 vs. Maryland (3/10/13)	35 vs. Northern Iowa (12/4/13)

2013-14 GAME-BY-GAME

Opponent	GP-GS	FG-FGA	3FG-3FGA	FT-FTA	Off-Def	Total	A	TO	Blk	Stl	PF	Min	Pts
James Madison	1-1	2-6	0-4	1-3	0-3	3	1	3	0	1	1	19	5
VCU	2-2	1-6	0-1	1-2	2-1	3	1	2	1	0	3	21	3
vs. Davidson	3-2	3-5	2-3	4-4	0-8	8	1	1	0	0	2	24	12
Navy	4-2	0-2	0-1	0-0	1-7	8	1	1	1	0	1	23	0
Liberty	5-2	3-8	2-5	1-2	3-2	5	4	1	0	1	0	17	9
Hampton	6-2	4-6	2-3	2-4	1-3	4	1	1	3	2	0	21	12
vs. SMU	7-2	1-4	0-1	2-2	1-0	1	1	1	0	1	1	19	4
vs. Missouri State	8-2	10-13	3-6	0-0	1-1	2	2	1	0	1	1	23	23
Wisconsin	9-2	0-4	0-2	2-2	0-7	7	4	1	2	0	3	28	2
at Green Bay	10-2	3-8	1-2	3-4	0-2	2	3	2	1	0	3	25	10
Northern Iowa	11-3	5-12	3-9	3-5	0-4	4	3	1	2	0	1	35	16
Norfolk State	12-4	4-9	1-3	5-6	1-7	8	3	3	0	0	3	28	14
at Tennessee	13-5	4-11	0-3	3-5	0-2	2	2	2	2	0	2	24	11
at Florida State	14-5	5-14	1-4	5-7	2-3	5	4	2	0	0	3	33	16
Wake Forest	15-5	2-5	1-4	6-6	0-2	2	0	0	0	1	0	17	11
at NC State	16-5	2-6	0-2	1-2	1-5	6	2	2	1	0	3	18	5
at Duke	17-5	4-10	2-3	2-3	1-2	3	1	1	0	1	2	26	12
Florida State	18-5	4-7	2-3	0-0	0-0	0	1	3	1	0	3	21	10
North Carolina	19-5	3-8	0-3	7-10	1-1	2	0	0	0	0	0	21	13
Virginia Tech	20-5	2-5	0-2	1-2	0-4	4	1	2	3	0	2	18	5
at Notre Dame	21-5	3-6	0-2	3-4	0-0	0	1	3	1	1	1	20	9
at Pittsburgh	22-5	2-4	0-1	0-1	0-1	1	1	3	0	0	3	22	4
Boston College	23-5	5-9	0-2	3-5	1-3	4	4	2	2	2	5	24	13
at Georgia Tech	24-5	3-7	1-2	1-2	2-1	3	0	3	1	0	1	22	8
Maryland	25-5	1-7	0-3	2-2	0-3	3	2	0	2	0	0	18	4
at Clemson	26-5	1-4	0-1	1-2	0-0	0	0	1	0	0	2	14	3
at Virginia Tech	27-5	3-9	2-6	1-1	2-3	5	0	0	0	1	1	20	9
Notre Dame	28-5	3-3	1-1	0-0	0-2	2	1	1	1	0	1	24	7
Miami	29-5	1-5	1-4	2-2	0-4	4	0	1	1	1	1	17	5
Syracuse	30-5	3-5	3-4	2-2	0-2	2	2	1	0	0	0	22	11
at Maryland	31-5	2-6	1-3	0-0	1-2	3	1	0	1	1	1	24	5
vs. Florida State	32-5	1-5	0-3	2-2	1-0	1	3	1	0	0	2	19	4
vs. Pittsburgh	33-5	1-2	0-0	0-0	1-1	2	0	1	1	0	1	18	2
vs. Duke	34-5	0-1	0-0	0-0	1-1	2	2	2	0	0	1	15	0

ANDERSON'S CAREER STATISTICS

Year	G-GS	Min-Avg.	FG-FGA	Pct.	3FG-3FGA	Pct.	FT-FTA	Pct.	Off-Def.	Reb-Avg.	PF-DQ	Ast	TO	Blk	Stl	Pts-Avg
2012-13	35-17	841-24.0	89-212	.420	20-66	.303	68-89	.764	32-84	116-3.3	49-0	81	43	42	30	266-7.6
ACC	18-10	453-25.2	48-110	.436	9-29	.310	26-34	.765	16-46	62-3.4	29-0	41	20	21	13	131-7.3
2013-14	34-5	740-21.8	91-222	.410	29-96	.302	66-92	.717	24-87	111-3.3	54-1	49	48	25	12	277-8.1
ACC	18-0	381-21.2	49-120	.408	15-50	.300	37-51	.725	11-38	49-2.7	29-1	21	25	12	6	150-8.3
CAREER	69-22	1581-22.9	180-434	.415	49-162	.302	134-181	.740	56-171	227-3.3	103-1	130	91	67	42	543-7.9
ACC	36-10	834-23.2	97-230	.422	24-79	.304	63-85	.741	27-84	111-3.1	58-1	62	45	33	19	281-7.8



Teven JONES

5

G • 6-0 • 182 • Sophomore • Kannapolis, N.C. • Fishburne Military School

SOPHOMORE SEASON (2013-14)

STATS

- Played in 26 games
- Averaged 0.5 points, 0.3 assists and 0.2 rebounds in 4.7 minutes per game

GAME HIGHLIGHTS

- Scored four points vs. Norfolk State (12/23/13)
- Had two assists and one steal vs. Wake Forest (1/8/14)
- Scored two points and had one steal vs. Virginia Tech (1/25/14)

CAREER/SEASON HIGHS


	CAREER HIGH	SEASON HIGH
Points	13 vs. North Texas (11/20/12)	4 vs. Norfolk State (12/23/13)
FGs	3 vs. North Texas (11/20/12)	1, 4x- last vs. Virginia Tech (1/25/14)
3FGs	2, 3x - last vs. Norfolk State (3/19/13)	-
FTs	6 vs. North Texas (11/20/12)	2 vs. Norfolk St. (12/23/13)
Rebounds	4 vs. Old Dominion (12/22/12)	1, 3x- last Norfolk St. (12/23/13)
Assists	4 vs. North Texas (11/20/12)	2 vs. Wake Forest (1/8/14)
Turnovers	4 at Wisconsin (11/28/12)	1 vs. VCU (11/12/13)
Blocks	1, 2x- last at Wisconsin (11/28/12)	-
Steals	3 vs. Morgan State (12/19/12)	1, 4x- last vs. Virginia Tech (1/25/14)
Minutes	31 vs. North Texas (11/20/12)	11 vs. Norfolk St. (12/23/13)

2013-14 GAME-BY-GAME

Opponent	GP-GS	FG-FGA	3FG-3FGA	FT-FTA	Off-Def	Total	A	TO	Blk	Stl	PF	Min	Pts
James Madison	1-0	0-2	0-1	0-0	0-0	0 0	0	0	0	0	2	6	0
VCU	2-0	0-1	0-0	1-2	0-0	0 1	1	1	0	0	1	9	1
vs. Davidson	3-0	0-0	0-0	0-0	0-0	0 0	0	0	0	0	0	4	0
Navy	4-0	0-1	0-1	0-0	0-1	1 0	0	0	0	0	0	6	0
Liberty	5-0	0-0	0-0	0-0	0-0	0 0	0	0	0	0	0	2	0
Hampton	6-0	0-2	0-0	1-3	0-0	0 1	0	0	0	1	1	10	1
vs. SMU	7-0	0-1	0-0	0-0	1-0	1 0	0	0	0	0	0	1	0
vs. Missouri State	8-0	0-2	0-2	0-0	0-0	0 0	0	0	0	0	0	3	0
Wisconsin	DNP												
at Green Bay	9-0	1-2	0-1	0-0	0-0	0 0	0	0	0	0	0	5	2
Northern Iowa	10-0	0-0	0-0	0-0	0-0	0 0	0	0	0	0	0	1	0
Norfolk State	11-0	1-2	0-0	2-3	1-0	1 1	0	0	1	1	1	11	4
at Tennessee	12-0	0-0	0-0	2-2	0-0	0 1	0	0	0	0	0	7	2
at Florida State	13-0	0-0	0-0	0-0	0-0	0 0	0	0	0	0	0	5	0
Wake Forest	14-0	0-0	0-0	0-2	0-2	2 2	0	0	0	1	0	8	0
at NC State	15-0	0-1	0-0	0-0	0-0	0 1	0	0	0	0	2	14	0
at Duke	16-0	0-0	0-0	0-0	0-0	0 0	0	0	0	0	0	2	0
Florida State	17-0	1-1	0-0	0-0	0-0	0 0	0	0	0	0	0	2	2
North Carolina	18-0	0-0	0-0	0-2	0-0	0 0	0	0	0	0	1	1	0
Virginia Tech	19-0	1-4	0-1	0-0	0-0	0 0	0	0	0	1	3	7	2
at Notre Dame	20-0	0-0	0-0	0-0	0-0	0 0	0	0	0	0	0	3	0
at Pittsburgh	DNP												
Boston College	21-0	0-0	0-0	0-0	0-0	0 0	0	0	0	0	0	1	0
at Georgia Tech	22-0	0-0	0-0	0-0	0-0	0 0	0	0	0	0	0	2	0
Maryland	23-0	0-0	0-0	0-0	0-0	0 1	0	0	0	0	0	5	0
at Clemson	DNP												
at Virginia Tech	DNP												
Notre Dame	24-0	0-1	0-1	0-0	0	0 0	0	0	0	0	0	2	0
Miami	25-0	0-1	0-0	0-0	0	0 0	0	0	0	0	0	3	0
Syracuse	DNP												
at Maryland	DNP												
vs. Florida State	26-0	0-1	0-0	0-2	0-0	0 0	0	0	0	0	0	1	0
vs. Pittsburgh	DNP												
vs. Duke	DNP												

JONES' CAREER STATISTICS

Year	G-GS	Min-Avg.	FG-FGA	Pct.	3FG-3FGA	Pct.	FT-FTA	Pct.	Off-Def.	Reb-Avg.	PF-DQ	Ast	TO	Blk	Stl	Pts-Avg
2012-13	30-9	405-13.5	27-72	.375	11-30	.367	22-27	.815	1-20	21-0.7	49-0	34	27	2	14	87-2.9
ACC	16-1	133-8.3	11-30	.367	5-14	.357	3-4	.750	0-6	6-0.4	15-0	8	8	0	5	30-1.9
2013-14	26-0	121-4.7	4-22	.182	0-7	.000	6-16	.375	2-3	5-0.2	10-0	8	1	0	4	14-0.5
ACC	13-0	54-4.2	2-8	.250	0-2	.000	0-4	.000	0-2	2-0.2	6-0	4	0	0	2	4-0.3
CAREER	56-9	526-9.4	31-94	.330	11-37	.297	28-43	.651	3-23	26-0.5	59-0	42	28	2	18	101-1.8
ACC	29-1	187-6.4	13-38	.342	5-16	.313	3-8	.375	0-8	8-0.3	21-0	12	8	0	7	34-1.2



Mike TOBEY

10

F/C • 6-11 • 253 • Sophomore • Monroe, N.Y. • Blair Academy (N.J.)

SOPHOMORE SEASON (2013-14)

STATS

- Played in 34 games with 25 starts
- Averaged 6.5 points, 3.8 rebounds and 1.1 blocks in 18.2 minutes per game
- Shot 47.4 percent from the field and 67.5 percent from the free-throw line
- Scored in double-figures nine times
- Led team in scoring twice (18 vs. Davidson, 16 at NC State)

GAME HIGHLIGHTS

- Had 18 points (8-11 FG) , seven rebounds and two blocks vs. Davidson (11/16/13)
- Had 13 points and eight rebounds vs. Navy (11/19/13)
- Had 14 points and six rebounds vs. Missouri State (11/30/13)
- Has 16 points and seven rebounds at NC State (1/11/14)
- Scored 13 points vs. Florida State (1/18/14)
- Scored 14 points at Notre Dame (1/28/14)
- Had 14 points and five rebounds at Clemson (2/15/14)
- Had 11 points and eight rebounds vs. Syracuse (3/1/14)
- Had eight points (4-5 FG) vs. Duke in the ACC championship Ggame (3/16/14)

CAREER/SEASON HIGHS


	CAREER HIGH	SEASON HIGH
Points	19 vs. Wofford (12/30/12)	18 vs. Davidson (11/16/13)
FGs	9 vs. Wofford (12/30/12)	8 vs. Davidson (11/16/13)
3FGs	1, 3x - last vs. Georgia Tech (2/24/13)	-
FTs	7 vs. Seattle (11/17/12)	6 vs. Virginia Tech (1/25/14)
Rebounds	9 vs. VCU (11/12/13)	9 vs. VCU (11/12/13)
Assists	2, 2x- last vs. Florida State (1/18/14)	2, 2x- last vs. Florida State (1/18/14)
Turnovers	3, 4x- last at Pitt (2/2/13)	3, 4x- last at Pitt (2/2/14)
Blocks	4 vs. Notre Dame (2/22/14)	4 vs. Notre Dame (2/22/14)
Steals	2 vs. Navy (11/19/13)	2 vs. Navy (11/19/13)
Minutes	29, 2x- last vs. Florida State (1/18/14)	29, 2x- last vs. Florida State (1/18/14)

2013-14 GAME-BY-GAME

Opponent	GP-GS	FG-FGA	3FG-3FGA	FT-FTA	Off-Def	Total	A	TO	Blk	Stl	PF	Min	Pts
James Madison	1-0	5-9	0-0	0-0	3-0	3	1	1	0	0	0	18	10
VCU	2-0	2-4	0-0	1-2	5-4	9	0	0	2	0	3	11	5
vs. Davidson	3-0	8-11	0-0	2-2	5-2	7	0	3	2	1	1	26	18
Navy	4-1	6-10	0-0	1-2	4-4	8	1	1	0	2	1	24	13
Liberty	5-2	1-3	0-0	0-0	1-3	4	0	0	1	0	1	17	2
Hampton	6-3	1-6	0-0	2-2	0-3	3	0	3	2	0	3	15	4
vs. SMU	7-4	0-3	0-0	3-4	1-0	1	0	1	0	0	3	10	3
vs. Missouri State	8-4	5-8	0-1	4-7	3-3	6	0	3	1	1	2	17	14
Wisconsin	9-4	3-7	0-0	1-2	3-1	4	0	1	2	0	1	15	7
at Green Bay	10-4	1-2	0-0	1-2	2-3	5	0	2	1	1	1	15	3
Northern Iowa	11-4	0-0	0-0	0-0	0-1	1	0	0	1	0	0	5	0
Norfolk State	12-4	1-4	0-0	1-2	1-3	4	0	1	2	0	1	16	3
at Tennessee	13-4	5-10	0-0	0-0	3-4	7	0	0	2	0	2	29	10
at Florida State	14-5	0-4	0-0	0-0	1-1	2	0	0	1	0	4	14	0
Wake Forest	15-6	3-11	0-0	0-1	3-1	4	2	2	0	0	1	23	6
at NC State	16-7	6-11	0-0	4-4	5-2	7	1	2	2	0	2	24	16
at Duke	17-8	2-9	0-0	4-4	4-0	4	1	0	0	0	2	25	8
Florida State	18-9	4-11	0-0	5-6	2-1	3	2	1	2	0	4	29	13
North Carolina	19-10	2-4	0-0	2-5	2-3	5	0	1	1	0	4	19	6
Virginia Tech	20-11	1-2	0-0	6-6	2-3	5	1	2	2	0	1	24	8
at Notre Dame	21-12	7-10	0-0	0-0	1-3	4	0	1	1	1	0	26	14
at Pittsburgh	22-13	2-4	0-0	0-0	3-0	3	0	3	2	0	4	21	4
Boston College	23-14	0-3	0-0	0-0	0-0	0	0	0	0	0	3	7	0
at Georgia Tech	24-15	1-6	0-0	0-0	3-1	4	0	1	0	0	2	13	2
Maryland	25-16	2-3	0-0	0-1	1-1	2	0	1	1	0	0	18	4
at Clemson	26-17	7-9	0-0	0-0	2-3	5	0	2	2	0	2	21	14
at Virginia Tech	27-18	1-1	0-0	0-0	0-1	1	1	0	1	1	1	24	2
Notre Dame	28-19	1-2	0-0	0-0	0-4	4	1	0	4	0	1	16	2
Miami	29-20	1-4	0-0	0-0	1-0	1	0	1	1	0	4	14	2
Syracuse	30-21	5-9	0-0	1-3	5-3	8	0	0	0	1	2	23	11
at Maryland	31-22	1-3	0-1	0-0	0-0	0	0	0	0	0	2	13	2
vs. Florida State	32-23	1-2	0-0	0-1	0-1	1	0	0	1	1	2	16	2
vs. Pittsburgh	33-24	2-2	0-0	0-0	1-0	1	0	1	0	0	1	14	4
vs. Duke	34-25	4-5	0-0	0-0	2-2	4	0	0	0	0	2	18	8

TOBEY'S CAREER STATISTICS

Year	G-GS	Min-Avg.	FG-FGA	Pct.	3FG-3FGA	Pct.	FT-FTA	Pct.	Off-Def.	Reb-Avg.	PF-DQ	Ast	TO	Blk	Stl	Pts-Avg
2012-13	30-2	416-13.9	87-164	.530	3-5	.600	27-34	.794	34-52	86-2.9	40-0	13	21	18	3	204-6.8
ACC	13-0	192-14.8	40-73	.548	1-1	1.000	7-9	.778	22-24	46-3.5	27-0	5	7	6	1	88-6.8
2013-14	34-25	619-18.2	91-192	.474	0-2	.000	38-56	.679	69-61	130-3.8	67-0	11	34	37	9	220-6.5
ACC	18-18	354-19.7	46-106	.434	0-1	.000	22-30	.733	35-27	62-3.4	43-0	9	17	20	3	114-6.3
CAREER	64-27	1035-16.2	178-356	.500	3-7	.429	65-90	.722	103-113	216-3.4	107-0	24	55	55	12	424-6.6
ACC	31-18	546-17.6	86-179	.480	1-2	.500	29-39	.744	57-51	108-3.5	70-0	14	24	26	4	202-6.5



Evan NOLTE

11

F • 6-8 • 227 • Sophomore • Milton, Ga. • Milton

SOPHOMORE SEASON (2013-14)

STATS

- Played in 29 games
- Averaged 2.5 points and 0.7 rebounds in 9.0 minutes per game
- Shot 35.6 percent, including 31.3 percent from three-point range, and 68.2 percent free throws
- Scored in double-figures once (12 vs. Missouri State)

GAME HIGHLIGHTS

- Scored six points vs. Liberty (11/23/13)
- Scored a season-high 12 points vs. Southern Methodist (11/29/13)
- Had six points at Florida State (1/4/14)
- Had nine points and three rebounds vs. Boston College (2/5/14)

CAREER/SEASON HIGHS

	CAREER HIGH	SEASON HIGH
Points	18 at Virginia Tech (1/24/13)	12 vs. SMU (11/29/13)
FGs	6 at Virginia Tech (1/24/13)	3 vs. SMU (11/29/13)
3FGs	5 at Virginia Tech (1/24/13)	3 vs. SMU (11/29/13)
FTs	4, 3x-last at Tennessee (12/30/13)	4 at Tennessee (12/30/13)
Rebounds	7 vs. Florida State (1/19/13)	3 vs. Wake Forest (1/8/14)
Assists	3, 5x- last vs. Navy (11/19/13)	3 vs. Navy (11/19/13)
Turnovers	3 vs. North Texas (11/20/12)	2 at Tennessee (12/30/13)
Blocks	2, 3x- last vs. Clemson (2/7/13)	1, 2x- last vs. Pitt (3/15/14)
Steals	4 at Virginia Tech (1/24/13)	2, 2x- last vs. SMU (11/29/13)
Minutes	34 at Virginia Tech (1/24/13)	19 vs. Boston College (2/5/14)

2013-14 GAME-BY-GAME

Opponent	GP-GS	FG-FGA	3FG-3FGA	FT-FTA	Off-Def	Total	A	TO	Blk	Stl	PF	Min	Pts
James Madison	1-0	1-4	0-3	0-0	0-1	1	0	0	0	1	3	16	2
VCU	DNP												
vs. Davidson	2-0	0-1	0-1	1-2	0-0	0	0	0	0	0	1	4	1
Navy	3-0	0-2	0-2	0-0	0-0	0	3	1	0	1	0	12	0
Liberty	4-0	2-3	2-3	0-0	0-0	0	1	0	0	2	0	12	6
Hampton	5-0	1-3	0-2	2-3	0-1	1	0	1	0	0	1	14	4
vs. SMU	6-0	3-4	3-3	3-4	1-1	2	0	1	0	2	3	10	12
vs. Missouri State	7-0	0-2	0-2	0-0	0-0	0	0	0	0	0	0	11	0
Wisconsin	8-0	0-3	0-2	0-0	0-0	0	0	0	0	0	0	10	0
at Green Bay	9-0	0-0	0-0	2-2	0-0	0	0	0	0	0	1	9	2
Northern Iowa	10-0	0-1	0-1	0-0	0-1	1	0	0	0	0	1	4	0
Norfolk State	11-0	1-1	1-1	0-0	0-0	0	0	0	0	0	1	6	3
at Tennessee	12-0	1-2	1-2	4-4	0-1	1	0	2	0	0	1	10	7
at Florida State	13-0	2-5	2-4	0-0	1-0	1	0	0	1	0	0	12	6
Wake Forest	14-0	1-2	1-1	0-0	0-3	3	0	0	0	0	1	13	3
at NC State	15-0	1-3	0-1	0-0	0-0	0	2	0	0	0	1	15	2
at Duke	16-0	0-0	0-0	0-0	0-0	0	0	1	0	0	1	6	0
Florida State	DNP												
North Carolina	17-0	1-1	1-1	0-0	0-1	1	0	1	0	0	0	6	3
Virginia Tech	18-0	0-3	0-3	0-0	0-1	1	1	0	0	0	0	9	0
at Notre Dame	19-0	1-1	1-1	0-0	1-0	1	0	1	0	1	2	12	3
at Pittsburgh	20-0	0-1	0-1	0-0	0-0	0	0	0	0	0	0	3	0
Boston College	21-0	3-5	1-3	2-6	1-2	3	0	1	1	0	2	19	9
at Georgia Tech	22-0	0-1	0-1	0-0	0-1	1	0	0	0	0	0	4	0
Maryland	DNP												
at Clemson	23-0	0-0	0-0	0-0	0-0	0	0	0	0	0	0	6	0
at Virginia Tech	24-0	0-1	0-1	0-0	0-0	0	0	0	0	0	0	2	0
Notre Dame	25-0	1-2	1-2	0-0	0-0	0	0	0	0	0	1	10	3
Miami	26-0	1-2	1-2	0-0	1-0	1	1	0	0	0	0	8	3
Syracuse	DNP												
at Maryland	27-0	1-6	0-5	1-1	0-2	2	0	0	0	0	4	12	3
vs. Florida State	28-0	0-0	0-0	0-0	0-0	0	0	0	0	0	0	4	0
vs. Pittsburgh	29-0	0-0	0-0	0-0	0-0	0	0	0	1	0	0	2	0
vs. Duke	DNP												

NOLTE'S CAREER STATISTICS

Year	G-GS	Min-Avg.	FG-FGA	Pct.	3FG-3FGA	Pct.	FT-FTA	Pct.	Off-Def.	Reb-Avg.	PF-DQ	Ast	TO	Blk	Stl	Pts-Avg
2012-13	35-8	694-19.8	65-157	.414	42-108	.389	26-33	.788	21-63	84-2.4	78-2	36	21	16	27	198-5.7
ACC	18-5	368-20.4	33-89	.371	25-69	.362	9-13	.692	11-33	44-2.6	42-1	13	9	10	13	100-5.6
2013-14	29-0	261-9.0	21-59	.356	15-48	.313	15-22	.682	5-15	20-0.7	23-0	8	9	3	7	72-2.5
ACC	15-0	137-9.1	12-33	.364	8-26	.308	3-7	.429	4-10	14-0.9	10-0	4	4	2	1	35-2.3
CAREER	64-8	955-14.9	86-216	.398	57-156	.365	41-55	.745	26-78	104-1.6	101-2	44	30	19	34	270-4.2
ACC	33-5	505-15.3	45-122	.369	33-95	.347	12-20	.600	15-43	58-1.8	52-1	17	13	12	14	135-4.1



Joe HARRIS

12

G • 6-6 • 225 • Senior • Chelan, Wash. • Chelan

SENIOR SEASON (2013-14)

HONORS

- ACC Tournament Most Valuable Player & 1st Team ACC All-Tournament
- 2nd Team All-ACC (Coaches) and 3rd Team All-ACC (ACSM)
- USBWA All-District 3 Team
- Named to the 2014 Allstate NABC Good Works Team
- Senior CLASS Award nominee
- Preseason All-ACC, John R. Wooden Award and Naismith Trophy candidate
- Corpus Christi Challenge MVP

STATS

- Started all 34 games
- Averaged 11.7 points, 2.9 rebounds and 2.3 assists in 28.6 minutes per game
- Shot 43.8 percent from the field, 40.7 percent from three-point range and 64.4 percent from the free-throw line
- Led Virginia in scoring in nine games

GAME HIGHLIGHTS

- Scored 18 points vs. VCU (11/12/13)
- Scored 16 points vs. Navy (11/19/13)
- Scored a season-high 20 points vs. Hampton (11/26/13)
- Scored 15 points vs. Southern Methodist (11/29/13)
- Scored 15 points vs. Missouri State (11/30/13)
- Had 18 points (6-8 FG) vs. Florida State (1/18/14)
- Had nine points and five steals vs. Boston College
- Had 19 points and four assists vs. Maryland (2/10/14)
- Had 16 points, five rebounds and three assists at Clemson (2/15/14)
- Tied a season high with 20 points vs. Florida State (3/14/14)
- Scored 12 points in ACC Tournament semifinals vs. Pitt (3/15/14)
- Had 15 points in the ACC Tournament final vs. Duke (3/16/14)

CAREER

- Ranks 2nd in Virginia history and 22nd in ACC history with 257 career 3-pointers
- Ranks 12th in Virginia history with 1,654 career points

CAREER/SEASON HIGHS

	CAREER HIGH	SEASON HIGH
Points	36 vs. Duke (2/28/13)	20, 2x - last vs. Florida St. (3/14/14)
FGs	12 vs. Duke (2/28/13)	7, 4x- last vs. Florida St. (3/14/14)
3FGs	5, 3x- last vs. Virginia Tech (2/12/13)	4, 5x- last at Clemson (2/15/14)
FTs	10 vs. Duke (2/28/13)	6, 2x- last at NC State (1/11/14)
Rebounds	10 vs. Boston College (2/26/11)	7, 4x- last at Duke (1/13/14)
Assists	6 vs. Mississippi Valley St. (12/8/12)	5 vs. Miami (2/26/14)
Turnovers	6 at Georgia Tech (2/3/13)	3, 5x- last at Clemson (2/15/14)
Blocks	3, 2x- last vs. Boston College (1/26/13)	1, 8x- last vs. Duke (3/16/14)
Steals	5 vs. Boston College (2/5/14)	5 vs. Boston College (2/5/14)
Minutes	41 at Miami (2/5/11)	37 vs. Duke (3/16/14)

2013-14 GAME-BY-GAME

Opponent	GP-GS	FG-FGA	3FG-3FGA	FT-FTA	Off-Def	Total	A	TO	Blk	Stl	PF	Min	Pts
James Madison	1-1	2-6	1-4	0-0	1-6	7	1	2	0	0	0	25	5
VCU	2-2	7-12	1-4	3-6	1-4	5	2	3	0	0	4	34	18
vs. Davidson	3-3	0-4	0-2	1-2	2-2	4	1	3	1	2	1	30	1
Navy	4-4	7-8	2-3	0-2	0-3	3	3	3	0	1	3	24	16
Liberty	5-5	3-9	1-4	2-2	1-3	4	2	0	0	0	2	24	9
Hampton	6-6	7-7	4-4	2-3	1-1	2	3	2	0	2	2	20	20
vs. SMU	7-7	4-6	3-3	4-7	0-1	1	2	2	0	1	3	29	15
vs. Missouri State	8-8	5-6	4-5	1-1	0-4	4	3	2	0	0	0	28	15
Wisconsin	9-9	1-10	0-4	0-0	0-2	2	4	1	0	2	4	33	2
at Green Bay	10-10	5-9	1-4	1-3	2-1	3	1	0	0	1	3	25	12
Northern Iowa	11-11	4-11	1-7	3-5	4-3	7	3	0	0	0	1	34	12
Norfolk State	12-12	3-6	0-1	6-7	1-6	7	2	2	1	0	3	31	12
at Tennessee	13-13	2-9	1-4	2-2	0-1	1	1	3	0	0	2	31	7
at Florida State	14-14	0-0	0-0	0-0	0-0	0	0	0	0	0	0	2	0
Wake Forest	15-15	4-8	3-6	0-1	0-1	1	2	1	0	0	0	27	11
at NC State	16-16	4-8	2-4	6-6	0-2	2	2	1	1	3	4	20	16
at Duke	17-17	5-12	2-4	3-3	2-5	7	0	1	0	3	4	33	15
Florida State	18-18	6-8	4-5	2-3	1-3	4	3	1	1	0	3	33	18
North Carolina	19-19	4-10	3-8	5-8	0-0	0	4	0	0	0	2	30	16
Virginia Tech	20-20	4-9	2-5	2-2	0-1	1	3	0	0	1	1	26	12
at Notre Dame	21-21	4-10	1-3	0-0	0-2	2	4	2	0	3	3	28	9
at Pittsburgh	22-22	4-12	2-6	1-4	1-2	3	3	2	1	0	3	26	11
Boston College	23-23	3-7	1-4	2-5	0-1	1	2	0	0	5	4	22	9
at Georgia Tech	24-24	3-8	3-5	2-2	0-2	2	1	0	1	0	0	30	11
Maryland	25-25	6-12	4-7	3-4	0-2	2	4	2	0	0	4	33	19
Clemson	26-26	6-15	4-9	0-2	2-3	5	3	3	0	1	4	35	16
at Virginia Tech	27-27	2-10	2-6	1-3	0-1	1	3	1	0	3	1	35	7
Notre Dame	28-28	3-10	2-7	0-0	1-2	3	2	1	1	1	2	29	8
Miami	29-29	4-9	3-5	0-0	0-1	1	5	1	0	0	2	28	11
Syracuse	30-30	2-10	1-6	2-4	1-2	3	4	0	0	1	2	33	7
at Maryland	31-31	3-10	1-5	5-6	0-2	2	0	3	0	1	4	35	12
vs. Florida State	32-32	7-12	3-6	3-3	1-1	2	2	2	0	2	3	33	20
vs. Pittsburgh	33-33	5-12	2-7	0-0	0-4	4	0	1	0	0	2	30	12
vs. Duke	34-34	5-11	2-5	3-5	0-2	2	2	0	1	0	4	37	15

HARRIS' CAREER STATISTICS

Year	G-GS	Min-Avg.	FG-FGA	Pct.	3FG-3FGA	Pct.	FT-FTA	Pct.	Off-Def.	Reb-Avg.	PF-DQ	Ast	TO	Blk	Stl	Pts-Avg
2010-11	31-25	910-29.4	107-256	.418	65-156	.417	44-58	.759	35-100	135-4.4	69-2	39	49	11	27	323-10.4
ACC	16-13	512-32.0	55-140	.393	39-93	.419	30-39	.769	18-63	81-5.1	35-2	22	25	6	13	179-11.2
2011-12	32-31	969-30.3	121-274	.442	49-129	.380	71-92	.772	29-95	124-3.9	68-2	55	46	12	23	362-11.3
ACC	16-15	472-29.5	56-129	.434	25-57	.439	18-28	.643	20-44	64-4.0	38-1	30	27	8	8	155-9.7
2012-13	35-35	1139-32.5	191-408	.468	77-181	.425	111-150	.740	30-111	141-4.0	82-2	76	70	17	31	570-16.3
ACC	18-18	618-34.3	111-230	.483	43-100	.430	67-85	.788	22-52	74-4.1	46-1	33	32	11	21	332-18.4
2013-14	34-34	973-28.6	134-306	.438	66-162	.407	65-101	.644	22-76	98-2.9	80-0	77	45	8	33	399-11.7
ACC	18-18	505-28.1	67-168	.399	40-95	.421	34-53	.642	8-32	40-2.2	43-0	45	19	5	22	208-11.6
CAREER	132-125	3991-30.2	553-1244	.445	257-628	.409	291-401	.726	116-382	498-3.8	299-6	247	210	48	114	1654-12.5
ACC	68-64	2107-31.0	289-667	.433	147-345	.426	149-205	.727	68-191	259-3.8	162-4	130	103	30	64	874-12.9



Anthony GILL

13

F • 6-8 • 230 • R-So. • Charlotte, N.C. • Charlotte Christian/South Carolina

SOPHOMORE SEASON (2013-14)

HONORS

- 2nd Team ACC All-Tournament
- Corpus Christi Challenge All-Tournament Team

STATS

- Appeared in all 34 games with 6 starts
- Averaged 8.4 points and 3.9 rebounds in 19.6 minutes per game
- Shot a team high 58.7 percent from the field and 62.7 percent from the free-throw line
- Led the team in scoring in six games (13 vs. JMU, 18 vs. Navy, 13 vs. Liberty, 19 vs. SMU, 15 vs. Notre Dame and 15 at Maryland)

GAME HIGHLIGHTS

- Scored 13 points vs. JMU (11/8/13)
- Had 18 points and five rebounds vs. Navy (11/19/13)
- Scored 13 points vs. Liberty (11/23/13)
- Scored 19 points vs. Southern Methodist (11/29/13)
- Scored 12 points vs. Green Bay (12/7/13)
- Had 13 points and seven rebounds vs. Boston College (2/5/14)
- Had 11 points and six rebounds at Georgia Tech (2/8/14)
- Scored 12 points vs. Clemson (2/15/14)
- Scored 15 points vs. Notre Dame (2/22/14)
- Scored 15 points vs. Maryland (3/9/14)
- Had 16 points and five rebounds in the ACC tournament quarterfinals vs. Florida State (3/14/14)
- Had 10 points and five rebounds in the ACC tournament semifinals vs. Pitt (3/15/14)
- Had 12 points and seven rebounds in the ACC tournament final vs. Duke (3/16/14)

CAREER/SEASON HIGHS

	CAREER HIGH	SEASON HIGH
Points	19 vs. SMU (11/29/13)	19 vs. SMU (11/29/13)
FGs	8 vs. Navy (11/19/13)	8 vs. Navy (11/19/13)
3FGs	2, 3x - last vs. Kentucky (2/4/12)*	-
FTs	10 vs. Duke (3/16/14)	10 vs. Duke (3/16/14)
Rebounds	9, 2x - last vs. Alabama (1/25/12)*	8, 2x-last vs. UNC (1/20/14)
Assists	3, 3x - last vs. Notre Dame (2/23/14)	3 vs. Notre Dame (2/22/14)
Turnovers	5 vs. Presbyterian (12/13/11)*	4, 2x- last vs. Florida St. (3/14/14)
Blocks	2, 4x- last vs. Florida St. (3/14/14)	2, 2x- last vs. Florida St. (3/14/14)
Steals	3 at Kentucky (1/7/12)*	1, 10x- last vs. Duke (3/16/14)
Minutes	35 vs. Kentucky (2/4/12)*	29 at Maryland (3/9/14)

* denotes at South Carolina

2013-14 GAME-BY-GAME

Opponent	GP-GS	FG-FGA	3FG-3FGA	FT-FTA	Off-Def	Total	A	TO	Blk	Stl	PF	Min	Pts
James Madison	1-1	5-5	0-0	3-5	0-2	2	0	1	1	0	0	20	13
VCU	2-2	0-0	0-0	0-0	0-3	3	0	1	0	1	3	16	0
vs. Davidson	3-3	2-4	0-0	1-3	1-0	1	0	3	0	0	3	17	5
Navy	4-3	8-9	0-0	2-3	3-2	5	0	2	0	0	0	18	18
Liberty	5-3	6-10	0-0	1-2	1-1	2	2	0	2	1	0	22	13
Hampton	6-3	3-5	0-0	1-1	1-3	4	2	4	0	0	2	20	7
vs. SMU	7-3	6-10	0-0	7-9	1-6	7	1	0	0	0	3	26	19
vs. Missouri State	8-4	3-5	0-0	2-5	3-5	8	0	2	0	0	2	18	8
Wisconsin	9-5	1-3	0-0	4-4	0-6	6	0	1	0	0	2	20	6
at Green Bay	10-6	5-6	0-0	2-2	4-1	5	0	2	0	0	2	21	12
Northern Iowa	11-6	0-1	0-0	0-0	0-1	1	0	0	0	0	0	8	0
Norfolk State	12-6	2-2	0-0	3-5	0-0	0	0	1	1	1	1	10	7
at Tennessee	13-6	3-4	0-0	1-2	0-3	3	0	1	0	0	4	22	7
at Florida State	14-6	0-3	0-0	2-4	3-1	4	0	1	0	0	4	19	2
Wake Forest	15-6	3-4	0-0	4-5	1-3	4	1	1	0	1	3	17	10
at NC State	16-6	1-5	0-0	2-4	1-1	2	0	2	0	0	2	18	4
at Duke	17-6	0-2	0-0	2-4	1-1	2	0	0	0	0	0	10	2
Florida State	18-6	3-4	0-0	2-4	1-3	4	0	0	0	0	3	16	8
North Carolina	19-6	4-5	0-0	0-0	3-5	8	0	1	1	0	0	20	8
Virginia Tech	20-6	2-2	0-0	3-8	2-3	5	1	0	0	0	3	20	7
at Notre Dame	21-6	2-5	0-0	1-2	2-1	3	0	0	1	0	2	20	5
at Pittsburgh	22-6	0-2	0-0	1-2	2-4	6	0	0	1	1	4	22	1
Boston College	23-6	5-9	0-0	3-5	2-5	7	0	1	0	0	1	25	13
at Georgia Tech	24-6	4-5	0-0	3-4	2-4	6	0	2	0	1	4	23	11
Maryland	25-6	0-2	0-0	1-2	0-0	0	0	0	1	0	2	10	1
at Clemson	26-6	4-4	0-0	4-6	0-3	3	0	0	0	0	0	22	12
at Virginia Tech	27-6	2-4	0-0	1-1	3-0	3	0	2	1	0	3	21	5
Notre Dame	28-6	5-6	0-0	5-6	2-1	3	3	1	0	0	2	22	15
Miami	29-6	2-4	0-0	5-9	0-3	3	2	1	1	0	4	21	9
Syracuse	30-6	2-5	0-0	0-1	1-1	2	0	1	0	1	2	16	4
at Maryland	31-6	5-10	0-0	5-8	1-1	2	1	1	2	1	3	29	15
vs. Florida State	32-6	6-9	0-0	4-4	4-1	5	1	4	2	0	2	26	16
vs. Pittsburgh	33-6	3-7	0-0	4-5	0-5	5	1	0	1	1	3	25	10

GILL'S CAREER STATISTICS (AT SOUTH CAROLINA)

Year	G-GS	Min-Avg.	FG-FGA	Pct.	3FG-3FGA	Pct.	FT-FTA	Pct.	Off-Def.	Reb-Avg.	PF-DQ	Ast	TO	Blk	Stl	Pts-Avg
2011-12	31-26	784-25.3	86-190	.453	11-28	.393	53-82	.646	60-86	146-4.7	79-2	35	50	10	17	236-7.6
SEC	16-11	440-27.5	43-108	.398	5-18	.278	25-42	.595	35-40	75-4.7	42-1	14	23	5	11	116-7.3

GILL'S CAREER STATISTICS (AT VIRGINIA)

Year	G-GS	Min-Avg.	FG-FGA	Pct.	3FG-3FGA	Pct.	FT-FTA	Pct.	Off-Def.	Reb-Avg.	PF-DQ	Ast	TO	Blk	Stl	Pts-Avg
2013-14	34-6	666-19.6	98-167	.587	0-0	.000	89-142	.627	48-86	134-3.9	71-0	15	37	15	10	285-8.4
ACC	18-0	351-19.5	44-81	.543	0-0	.000	44-75	.587	27-40	67-3.7	42-0	8	14	8	5	132-7.3

GILL'S COLLEGIATE TOTALS

Year	G-GS	Min-Avg.	FG-FGA	Pct.	3FG-3FGA	Pct.	FT-FTA	Pct.	Off-Def.	Reb-Avg.	PF-DQ	Ast	TO	Blk	Stl	Pts-Avg
CAREER	65-32	1450-22.3	184-357	.515	11-28	.393	142-224	.634	108-172	280-4.3	150-2	50	87	25	27	521-8.0



Malcolm BROGDON

15

G • 6-5 • 217 • R-Sophomore • Norcross, Ga. • Greater Atlanta Christian

SOPHOMORE SEASON (2013-14)

HONORS

- 1st Team All-ACC (Coaches) and 2nd Team All-ACC (AC SMA)
- USBWA All-District 3 Team
- 1st Team ACC All-Tournament
- ACC Co-Player of the Week (Mar. 3)

STATS

- Started all 34 games after missing 2012-13 due to injury
- Averaged 12.6 points, 5.6 rebounds and 2.6 assists in 31.2 minutes per game
- Shot 42.0 percent from the field, 36.6 percent from three-point range and 87.1 percent from the free-throw line
- Led the team in scoring in 13 games

GAME HIGHLIGHTS

- Scored in double-figures in all 18 ACC regular-season games (only ACC player to do so)
- Had 17 points and seven rebounds vs. Davidson (11/16/14)
- Had 13 points, seven rebounds and five assists vs. Missouri State (11/30/13)
- Had 17 points and six rebounds at Green Bay (12/7/13)
- Scored 14 points and had six rebounds vs. Wake Forest (1/8/14)
- Had 17 points and five rebounds at Duke (1/13/14)
- Had 16 points, four rebounds and six assists vs. Florida State (1/18/14)
- Had 18 points and six rebounds vs. Virginia Tech (1/25/14)
- Had 16 points, seven rebounds and six assists at Notre Dame (1/28/14)
- Had 16 points, including the buzzer-beating 3-point game winner at Pitt (2/2/14)
- Had his first double-double with 17 points, 11 rebounds and seven assists vs. BC (2/5/14)
- Recorded his second straight double-double 14 points and 11 rebounds at Georgia Tech (2/8/14)
- Had 14 points and eight rebounds at Clemson (2/15/14)
- Had 13 points, seven rebounds and six assists vs. Notre Dame (2/22/14)
- Had 19 points, five rebounds and five assists vs. Syracuse (3/1/14)
- Had 12 points, five rebounds and seven assists at Maryland (3/9/14)
- Had a career-high 23 points in the ACC Tournament final vs. Duke (3/16/14)

CAREER/SEASON HIGHS

	<u>CAREER HIGH</u>	<u>SEASON HIGH</u>
Points	23 vs. Duke (3/16/14)	23 vs. Duke (3/16/14)
FGs	7, 3x- last vs. Duke (3/16/14)	7, 3x- last vs. Duke (3/16/14)
3FGs	4 vs. Virginia Tech (1/25/14)	4 vs. Virginia Tech (1/25/14)
FTs	8, 3x- last vs. Syracuse (3/1/14)	8, 2x- last vs. Syracuse (3/1/14)
Rebounds	11, 2x- last at Georgia Tech (2/8/14)	11, 2x- last at Georgia Tech (2/8/14)
Assists	7, 2x- last at Maryland (3/9/14)	7, 2x- last at Maryland (3/9/14)
Turnovers	4, 4x- last vs. SMU (11/29/13)	4, 2x- last vs. SMU (11/29/13)
Blocks	2 vs. Green Bay (11/25/11)	1, 3x- last vs. Florida State (1/18/14)
Steals	5 at Notre Dame (1/28/14)	5 at Notre Dame (1/28/14)
Minutes	38, 2x- last at Maryland (3/9/14)	38, 2x- last at Maryland (3/9/14)

2013-14 GAME-BY-GAME

Opponent	GP-GS	FG-FGA	3FG-3FGA	FT-FTA	Off-Def	Total	A	TO	Blk	Stl	PF	Min	Pts
James Madison	1-1	3-6	3-4	0-0	0-6	6	1	2	0	2	1	26	9
VCU	2-2	3-8	0-1	4-6	0-5	5	2	4	1	1	2	30	10
vs. Davidson	3-3	7-10	1-1	2-2	1-6	7	2	1	1	2	3	29	17
Navy	4-4	6-10	1-4	0-0	0-4	4	0	1	0	2	2	24	13
Liberty	5-5	5-9	2-5	0-0	0-2	2	1	1	0	2	1	26	12
Hampton	6-6	2-4	1-1	0-0	0-4	4	1	0	0	2	2	15	5
vs. SMU	7-7	1-7	1-4	4-4	1-3	4	3	4	0	0	2	36	7
vs. Missouri State	8-8	3-5	1-3	6-6	0-7	7	5	3	0	1	4	30	13
Wisconsin	9-9	1-7	0-2	3-4	1-6	7	2	2	0	1	2	29	5
at Green Bay	10-10	5-14	3-8	4-4	0-6	6	2	2	0	0	3	32	17
Northern Iowa	11-11	2-8	2-7	2-2	0-7	7	1	2	0	0	3	32	8
Norfolk State	12-12	1-7	1-3	4-4	1-4	5	2	2	1	4	1	30	7
at Tennessee	13-13	0-5	0-2	0-0	2-4	6	2	2	0	0	2	21	0
at Florida State	14-14	3-10	0-3	5-6	2-4	6	1	1	0	1	3	38	11
Wake Forest	15-15	6-8	2-2	0-0	0-6	6	2	0	0	2	0	26	14
at NC State	16-16	6-10	1-3	0-0	0-2	2	1	0	0	1	1	29	13
at Duke	17-17	6-13	0-3	5-5	1-4	5	0	2	0	0	3	35	17
Florida State	18-18	5-13	1-2	5-5	1-3	4	6	2	1	4	2	33	16
North Carolina	19-19	6-14	2-6	2-3	3-3	6	1	2	0	3	2	33	16
Virginia Tech	20-20	6-10	4-5	2-2	1-5	6	3	1	0	1	0	28	18
at Notre Dame	21-21	7-10	2-3	0-0	2-5	7	6	2	0	5	2	33	16
at Pittsburgh	22-22	6-12	2-2	2-3	1-4	5	4	0	0	0	1	35	16
Boston College	23-23	4-11	1-3	8-9	4-7	11	7	2	0	1	2	35	17
at Georgia Tech	24-24	3-12	1-2	7-7	2-9	11	3	0	0	1	1	34	14
Maryland	25-25	6-13	0-2	2-2	0-3	3	1	0	0	0	2	34	14
at Clemson	26-26	3-9	1-3	7-8	1-7	8	0	1	0	0	1	36	14
at Virginia Tech	27-27	3-11	2-6	4-6	1-2	3	3	1	0	2	4	34	12
Notre Dame	28-28	5-9	2-3	1-1	0-7	7	6	2	0	0	1	34	13
Miami	29-29	4-9	0-1	7-7	0-4	4	2	1	0	2	1	32	15
Syracuse	30-30	5-12	1-3	8-8	0-5	5	5	1	0	0	2	33	19
at Maryland	31-31	3-9	0-1	6-8	3-2	5	7	0	1	0	4	38	12
vs. Florida State	32-32	2-10	1-7	1-2	3-6	9	3	3	0	0	2	32	6
vs. Pittsburgh	33-33	5-11	0-2	0-0	0-3	3	3	2	0	0	0	37	10
vs. Duke	34-34	7-17	2-5	7-10	1-2	3	1	1	0	0	3	33	23

BROGDON'S CAREER STATISTICS

Year	G-GS	Min-Avg.	FG-FGA	Pct.	3FG-3FGA	Pct.	FT-FTA	Pct.	Off-Def.	Reb-Avg.	PF-DQ	Ast	TO	Blk	Stl	Pts-Avg
2011-12	28-1	626-22.4	63-159	.396	22-68	.324	40-50	.800	14-64	78-2.8	38-0	38	44	3	14	188-6.7
ACC	14-1	333-23.8	35-80	.438	10-32	.313	11-15	.733	7-27	34-2.4	20-0	14	19	1	9	91-6.5
2012-13		Redshirt season														
ACC																
2013-14	34-34	1060-31.2	140-333	.420	41-112	.366	108-124	.871	32-157	189-5.6	66-0	89	50	5	39	429-12.6
ACC	18-18	600-33.3	87-195	.446	22-53	.415	71-80	.888	22-82	104-5.8	33-0	58	17	2	23	267-14.8
CAREER	62-35	1686-27.2	203-492	.413	63-180	.350	148-174	.851	46-221	267-4.3	104-0	127	94	8	53	617-10.0
ACC	32-19	933-29.2	122-275	.444	32-85	.376	82-95	.863	29-109	138-4.3	53-0	72	36	3	32	358-11.2



London PERRANTES

23

G • 6-2 • 189 • Freshman • Los Angeles, Calif. • Crespi Carmelite

FRESHMAN SEASON (2013-14)

HONORS

- All-ACC Freshman Team (ACSMAs and Coaches)

STATS

- Appeared in all 34 games with 30 starts
- Fourth freshman in UVa history to record 100 assists
- Third in the ACC with a 3.37 assist/turnover ratio
- Tied the UVa school record by making eight consecutive 3-point attempts from Feb. 22-Mar. 9
- Averaged 5.2 points, 3.7 assists and 2.3 rebounds in 29.4 minutes per game
- Shot 37.3 percent from the field, 42.1 percent from three-point range and 84.4 percent from the free-throw line

GAME HIGHLIGHTS

- Had nine points, five assists and four rebounds Northern Iowa (12/21/13)
- Had 14 points, four rebounds and three assists vs. Florida State (1/4/14)
- Had eight points and a career-high nine assists vs. North Carolina (1/20/14)
- Had six assists vs. Clemson (2/15/14)
- Had 11 points and three assists vs. Virginia Tech (2/18/14)
- Had 15 points (4-4 3FG) and four assists vs. Miami (2/26/14)
- Had six points and seven assists vs. Syracuse (3/1/14)
- Scored 14 points at Maryland (3/9/14)
- Had five points and five assists in the ACC Tournament semifinals vs. Pitt (3/15/14)

CAREER/SEASON HIGHS

	CAREER HIGH	SEASON HIGH
Points	15 vs. Miami (2/26/14)	15 vs. Miami (2/26/14)
FGs	5, 2x- last at Maryland (3/9/14)	5, 2x- last at Maryland (3/9/14)
3FGs	4, 2x- last at Maryland (3/9/14)	4, 2x- last at Maryland (3/9/14)
FTs	4, 2x- last vs. Duke (3/16/14)	4, 2x- last vs. Duke (3/16/14)
Rebounds	6 vs. Hampton (11/26/13)	6 vs. Hampton (11/26/13)
Assists	9 vs. UNC (1/20/14)	9 vs. UNC (1/20/14)
Turnovers	4, 3x- last vs. Duke (3/16/14)	4, 3x- last vs. Duke (3/16/14)
Blocks	1, 2x- last at Pitt (2/2/14)	1, 2x- last at Pitt (2/2/14)
Steals	3 vs. Wake Forest (1/8/14)	3 vs. Wake Forest (1/8/14)
Minutes	39 at Maryland (3/9/14)	39 at Maryland (3/9/14)

2013-14 GAME-BY-GAME

Opponent	GP-GS	FG-FGA	3FG-3FGA	FT-FTA	Off-Def	Total	A	TO	Blk	Stl	PF	Min	Pts
James Madison	1-0	0-2	0-1	2-2	0-2	2	1	0	0	2	2	25	2
VCU	2-0	0-4	0-2	2-3	0-4	4	1	4	0	1	3	26	2
vs. Davidson	3-1	1-5	1-4	2-2	0-2	2	5	0	0	0	0	32	5
Navy	4-2	0-4	0-3	0-0	0-1	1	2	1	1	1	1	27	0
Liberty	5-3	1-4	1-2	0-0	0-0	0	6	0	0	0	1	24	3
Hampton	6-4	0-2	0-0	0-0	1-5	6	4	0	0	1	2	23	0
vs. SMU	7-5	3-3	3-3	0-0	0-0	0	3	1	0	1	3	25	9
vs. Missouri State	8-6	0-4	0-3	1-2	0-2	2	6	1	0	2	1	23	1
Wisconsin	9-7	2-5	1-1	3-3	0-2	2	0	2	0	1	1	31	8
at Green Bay	10-8	1-3	0-2	2-3	0-1	1	4	3	0	1	1	28	4
Northern Iowa	11-8	3-4	1-2	2-2	1-3	4	5	2	0	1	3	33	9
Norfolk State	12-9	0-3	0-2	4-4	0-2	2	2	1	0	0	2	31	4
at Tennessee	13-9	1-7	0-1	0-0	1-1	2	2	1	0	2	3	28	2
at Florida State	14-10	4-8	3-5	3-4	1-3	4	3	0	0	1	1	35	14
Wake Forest	15-11	0-1	0-1	3-4	0-0	0	5	4	0	3	0	24	3
at NC State	16-12	4-7	0-1	0-0	0-1	1	5	0	0	2	2	19	8
at Duke	17-13	1-2	0-0	0-0	0-2	2	3	1	0	0	2	26	2
Florida State	18-14	0-1	0-1	2-2	1-2	3	4	1	0	2	2	34	2
North Carolina	19-15	3-5	2-2	0-1	0-2	2	9	1	0	2	1	29	8
Virginia Tech	20-16	1-5	0-2	2-2	0-1	1	4	2	0	0	3	27	4
at Notre Dame	21-17	1-4	1-2	1-2	0-2	2	5	0	0	2	0	29	4
at Pittsburgh	22-18	0-4	0-2	2-2	0-2	2	4	0	1	0	0	34	2
Boston College	23-19	2-6	1-2	0-0	1-4	5	1	0	0	0	2	35	5
at Georgia Tech	24-20	1-4	0-1	0-0	1-3	4	3	0	0	3	2	29	2
Maryland	25-21	2-4	0-1	0-0	0-4	4	4	3	0	1	1	32	4
at Clemson	26-22	0-2	0-2	0-0	0-0	0	6	0	0	0	3	35	0
at Virginia Tech	27-23	4-8	3-6	0-0	0-0	0	3	0	0	0	0	32	11
Notre Dame	28-24	2-2	1-1	0-0	0-3	3	3	0	0	0	3	24	5
Miami	29-25	5-5	4-4	1-1	0-3	3	4	1	0	0	1	28	15
Syracuse	30-26	2-3	2-2	0-0	0-4	4	7	2	1	0	2	31	6
at Maryland	31-27	5-8	4-6	0-0	1-3	4	3	2	0	0	2	39	14
vs. Florida State	32-28	2-5	2-4	0-0	0-1	1	3	0	0	1	2	31	6
vs. Pittsburgh	33-29	1-5	1-3	2-2	0-2	2	5	1	0	2	3	35	5
vs. Duke	34-30	1-3	1-2	4-4	0-3	3	3	4	0	0	2	36	7

PERRANTES'S CAREER STATISTICS

Year	G-GS	Min-Avg.	FG-FGA	Pct.	3FG-3FGA	Pct.	FT-FTA	Pct.	Off-Def.	Reb-Avg.	PF-DQ	Ast	TO	Blk	Stl	Pts-Avg
2013-14	34-30	1000-29.4	53-142	.373	32-76	.421	38-45	.844	8-70	78-2.3	59-0	128	38	3	32	176-5.2
ACC	18-18	542-30.1	37-79	.468	21-41	.512	14-18	.778	5-39	44-2.4	27-0	76	17	2	16	109-6.1



Aki MITCHELL

25

F • 6-8 • 235 • Senior • Charlotte, N.C. • Charlotte Christian

SENIOR SEASON (2013-14)

HONORS

- ACC All-Defensive Team (ACSM and Coaches)
- 2nd Team ACC All-Tournament

STATS

- Appeared in all 34 games with 33 starts
- Averaged 7.0 points, 7.1 rebounds and 1.1 assists in 25.8 minutes per game
- Shot 56.3 percent from the field and 42.7 percent from the free-throw line

GAME HIGHLIGHTS

- Had 11 points and nine rebounds vs. Davidson (11/16/13)
- Had six points and nine rebounds vs. Southern Methodist (11/29/13)
- Had 10 points and five rebounds vs. Green Bay (12/7/13)
- Recorded a double-double with 11 points and 13 rebounds vs. Florida State (1/4/14)
- Had eight points and 12 rebounds vs. NC State (1/11/13)
- Had six points and 11 rebounds vs. North Carolina (1/20/14)
- Had double-double with 10 points and 12 rebounds at Pitt (2/2/14)
- Had 13 points and six rebounds vs. Maryland (2/10/14)
- Scored 15 points vs. Notre Dame (2/22/14)
- Scored 15 points and had four rebounds vs. Notre Dame (2/22/14)
- Had 12 points and nine rebounds vs. Syracuse (3/1/14)
- Had eight points and eight rebounds in the ACC tournament semifinals vs. Pitt (3/15/14)
- Had seven points and a season-high 15 rebounds in the ACC tournament final vs. Duke (3/16/14)

CAREER

- Ranks 9th in Virginia history with 781 career rebounds
- Ranks T-14th in Virginia history with 15 career double-doubles

CAREER/SEASON HIGHS


	CAREER HIGH	SEASON HIGH
Points	20, 2x - last vs. Miss. Valley St. (12/8/12)	15 vs. Notre Dame (2/22/14)
FGs	9, 2x - last vs. Miss. Valley St. (12/8/12)	7 vs. Notre Dame (2/22/14)
3FGs	1 vs. North Carolina (1/8/11)	-
FTs	9 vs. Duke (2/28/13)	6 at Green Bay (12/7/13)
Rebounds	16 vs. Seattle (11/17/12)	15 vs. Duke (3/16/14)
Assists	7 vs. Morgan State (12/19/12)	4 vs. Navy (11/12/13)
Turnovers	6 vs. Davidson (11/16/13)	6 vs. Davidson (11/16/13)
Blocks	2, 5x- last vs. Duke (3/16/14)	2, 2x- last vs. Duke (3/16/14)
Steals	4, 3x - last vs. Clemson (2/7/13)	3 vs. Liberty (11/23/13)
Minutes	39 vs. Maryland (3/10/13)	34, 2x- last vs. Duke (3/16/14)

2013-14 GAME-BY-GAME

Opponent	GP-GS	FG-FGA	3FG-3FGA	FT-FTA	Off-Def	Total	A	TO	Blk	Stl	PF	Min	Pts
James Madison	1-1	3-7	0-0	1-4	1-2	3 3	0	0	0	0	1	22	7
VCU	2-2	2-5	0-0	5-7	0-2	2 2	2	2	0	3	29	9	
vs. Davidson	3-3	4-5	0-0	3-4	3-6	9 0	6	0	1	2	24	11	
Navy	4-4	2-4	0-0	1-2	1-4	5 4	0	0	1	1	21	5	
Liberty	5-5	4-7	0-0	0-0	0-3	3 2	0	0	3	2	19	8	
Hampton	6-6	0-3	0-1	2-4	1-3	4 1	2	1	0	1	16	2	
vs. SMU	7-7	2-5	0-0	2-4	2-7	9 1	1	0	1	3	28	6	
vs. Missouri State	8-8	0-1	0-0	0-3	1-4	5 1	1	1	1	2	21	0	
Wisconsin	9-9	2-6	0-0	1-2	1-2	3 0	0	0	1	3	22	5	
at Green Bay	10-10	2-2	0-0	6-7	1-4	5 1	3	1	0	3	32	10	
Northern Iowa	11-11	2-6	0-0	0-4	3-4	7 2	4	0	2	0	23	4	
Norfolk State	12-11	3-4	0-0	2-6	3-4	7 1	1	0	2	2	20	8	
at Tennessee	13-12	2-7	0-0	0-0	6-3	9 0	1	0	0	1	21	4	
at Florida State	14-13	4-11	0-0	3-10	5-8	13 1	0	1	1	4	29	11	
Wake Forest	15-14	3-6	0-0	1-2	2-5	7 2	0	1	1	2	21	7	
at NC State	16-15	4-5	0-0	0-0	2-10	12 0	0	1	1	3	27	8	
at Duke	17-16	3-7	0-0	1-5	2-7	9 1	2	1	1	2	33	7	
Florida State	18-17	4-9	0-0	1-3	1-3	4 2	1	0	2	1	27	9	
North Carolina	19-18	3-5	0-0	0-0	3-8	11 1	1	0	1	2	30	6	
Virginia Tech	20-19	2-2	0-0	2-2	0-3	3 0	0	0	0	2	19	6	
at Notre Dame	21-20	2-3	0-0	2-4	2-4	6 2	3	1	1	0	24	6	
at Pittsburgh	22-21	5-7	0-0	0-0	3-9	12 1	1	1	1	2	33	10	
Boston College	23-22	3-4	0-0	1-4	2-4	6 3	1	0	0	2	24	7	
at Georgia Tech	24-23	4-7	0-0	0-0	2-6	8 3	1	0	2	0	26	8	
Maryland	25-24	6-8	0-0	1-4	2-4	6 3	0	0	1	1	34	13	
at Clemson	26-25	1-4	0-0	0-0	5-4	9 1	2	0	0	1	26	2	
at Virginia Tech	27-26	3-3	0-0	1-4	2-8	10 1	1	1	0	2	22	7	
Notre Dame	28-27	7-7	0-0	1-2	0-4	4 1	3	0	0	2	26	15	
Miami	29-28	1-2	0-0	1-1	2-7	9 0	3	0	0	2	28	3	
Syracuse	30-29	6-8	0-0	0-1	5-4	9 0	0	0	0	2	31	12	
at Maryland	31-30	1-4	0-0	2-4	0-4	4 1	1	1	1	2	32	4	
vs. Florida State	32-31	2-2	0-0	0-1	0-6	6 1	1	1	1	2	24	4	
vs. Pittsburgh	33-32	4-6	0-0	0-0	2-6	8 0	3	1	0	2	30	8	
vs. Duke	34-33	3-4	0-0	1-2	4-11	15 0	0	2	1	2	34	7	

MITCHELL'S CAREER STATISTICS

Year	G-GS	Min-Avg.	FG-FGA	Pct.	3FG-3FGA	Pct.	FT-FTA	Pct.	Off-Def.	Reb-Avg.	PF-DQ	Ast	TO	Blk	Stl	Pts-Avg
2010-11	29-1	438-15.1	27-80	.338	1-8	.125	15-29	.517	22-64	86-3.0	51-1	24	17	6	18	70-2.4
ACC	16-0	254-15.9	15-43	.349	1-5	.200	12-18	.667	11-25	36-2.3	30-1	12	9	4	11	43-2.7
2011-12	32-15	705-22.0	52-103	.505	0-0	.000	27-53	.509	39-102	141-4.4	71-1	27	26	10	21	131-4.1
ACC	16-13	383-23.9	26-57	.456	0-0	.000	16-27	.593	22-52	74-4.6	42-1	16	16	4	14	68-4.3
2012-13	35-35	1069-30.5	177-325	.545	0-2	.000	106-153	.693	94-218	312-8.9	74-0	52	63	14	45	460-13.1
ACC	18-18	585-32.5	94-171	.550	0-1	.000	46-67	.687	43-115	158-8.8	39-0	21	30	7	22	234-13.0
2013-14	34-33	878-25.8	99-176	.563	0-1	.000	41-96	.427	69-173	242-7.1	62-0	42	45	17	27	239-7.0
ACC	18-18	492-27.3	62-102	.608	0-0	.000	17-46	.370	40-102	142-7.9	33-0	23	20	8	13	141-7.8
CAREER	130-84	3090-23.8	355-684	.519	1-11	.091	189-331	.571	224-557	781-6.0	258-2	145	151	47	111	900-6.9
ACC	68-49	1714-25.2	197-373	.528	1-6	.167	91-158	.576	116-294	410-6.0	144-2	72	75	23	60	486-7.1



Darion ATKINS

32

F • 6-8 • 234 • Junior • Clinton, Md. • Landon School

JUNIOR SEASON (2013-14)

STATS

- Appeared in all 34 games with three starts
- Averaged 3.1 points, 2.3 rebounds and .55 blocks in 11.1 minutes per game
- Shot 48.4 percent from the field and 55.9 percent from the free-throw line

GAME HIGHLIGHTS

- Had eight points and 11 rebounds vs. JMU (11/8/13)
- Had eight points and eight rebounds vs. VCU (11/12/13)
- Had seven points and nine rebounds vs. Liberty (11/23/13)
- Had eight points and five rebounds vs. Northern Iowa (12/21/13)
- Had seven points and four rebounds vs. Wake Forest (1/8/14)
- Had eight points and four rebounds vs. Georgia Tech (2/8/14)
- Had six points and two rebounds in the ACC Tournament quarterfinals vs. Florida St. (3/14/14)
- Had two blocked shots in the ACC Tournament final vs. Duke (3/16/14)

CAREER/SEASON HIGHS

	CAREER HIGH	SEASON HIGH
Points	17 vs. Morgan State (12/19/12)	8, 3x- last vs. N. Iowa (12/21/13)
FGs	8 vs. Morgan State (12/19/12)	4, 2x- last vs. N. Iowa (12/21/13)
3FGs	-	-
FTs	4, 2x- last at Georgia Tech (2/8/14)	4 at Georgia Tech (2/8/14)
Rebounds	11, 2x - last vs. JMU (11/8/13)	11 vs. James Madison (11/8/13)
Assists	3 vs. Green Bay (12/1/12)	2, 3x- last vs. Missouri St. (11/30/13)
Turnovers	3 vs. Morgan State (12/19/12)	3 vs. Liberty (11/23/13)
Blocks	5 vs. N. Iowa (12/21/13)	5 vs. N. Iowa (12/21/13)
Steals	3 vs. Morgan State (12/19/12)	1, 4x- last at NC State (1/11/14)
Minutes	36 vs. Green Bay (12/1/12)	24 vs. VCU (11/12/13)

2013-14 GAME-BY-GAME

Opponent	GP-GS	FG-FGA	3FG-3FGA	FT-FTA	Off-Def	Total	A	TO	Blk	Stl	PF	Min	Pts
James Madison	1-0	4-10	0-0	0-0	4-7	11	1	0	0	1	2	18	8
VCU	2-0	3-6	0-0	2-5	4-4	8	0	2	2	1	1	24	8
vs. Davidson	3-0	0-3	0-0	0-0	2-2	4	1	0	0	0	0	8	0
Navy	4-0	0-1	0-0	0-2	0-1	1	1	0	0	0	1	13	0
Liberty	5-0	3-6	0-0	1-3	6-3	9	2	3	0	0	3	20	7
Hampton	6-0	3-5	0-0	1-1	2-3	5	2	0	0	1	0	20	7
vs. SMU	7-0	0-1	0-0	1-2	0-1	1	0	1	1	0	3	16	1
vs. Missouri State	8-0	3-5	0-0	0-0	1-0	1	2	1	0	0	1	16	6
Wisconsin	9-0	1-2	0-0	1-2	2-0	2	0	3	2	0	1	12	3
at Green Bay	10-0	0-0	0-0	0-0	0-1	1	0	0	0	0	2	8	0
Northern Iowa	11-1	4-10	0-0	0-0	3-2	5	0	1	5	1	3	23	8
Norfolk State	12-2	2-2	0-0	0-2	0-1	1	0	1	1	0	0	17	4
at Tennessee	13-3	0-0	0-0	2-2	0-1	1	0	0	1	0	2	7	2
at Florida State	14-3	1-3	0-0	0-2	0-2	2	0	1	0	0	2	13	2
Wake Forest	15-3	3-5	0-0	1-2	0-4	4	0	1	1	0	3	8	7
at NC State	16-3	1-3	0-0	2-2	0-2	2	0	0	1	1	1	8	4
at Duke	17-3	0-0	0-0	2-2	1-0	1	0	0	0	0	1	4	2
Florida State	18-3	0-1	0-0	0-0	0-1	1	0	0	0	0	3	5	0
North Carolina	19-3	0-1	0-0	0-0	0-0	0	1	1	0	0	0	6	0
Virginia Tech	20-3	1-3	0-0	0-0	0-1	1	0	1	1	1	1	14	2
at Notre Dame	21-3	1-3	0-0	0-0	0-0	0	0	0	0	0	2	5	2
at Pittsburgh	22-3	0-1	0-0	0-0	0-0	0	0	0	0	0	0	4	0
Boston College	23-3	2-2	0-0	0-0	0-1	1	0	0	0	0	2	9	4
at Georgia Tech	24-3	2-3	0-0	4-4	0-4	4	0	2	0	0	4	14	8
Maryland	25-3	1-2	0-0	0-1	2-2	4	1	0	1	0	1	16	2
at Clemson	26-3	1-1	0-0	0-0	0-0	0	0	0	0	0	1	5	2
at Virginia Tech	27-3	2-4	0-0	0-0	2-1	3	0	2	0	0	1	10	4
Notre Dame	28-3	1-2	0-0	0-0	1-1	2	0	0	0	0	0	9	2
Miami	29-3	1-2	0-0	0-0	1-1	2	0	0	0	0	2	11	2
Syracuse	30-3	1-1	0-0	0-0	0-0	0	0	1	0	0	1	6	2
at Maryland	31-3	1-1	0-0	0-0	0-0	0	0	0	0	0	1	3	2
vs. Florida State	32-3	2-2	0-0	2-2	1-1	2	0	0	0	0	0	14	6
vs. Pittsburgh	33-3	0-0	0-0	0-0	0-0	0	0	2	1	0	1	9	0
vs. Duke	34-3	0-0	0-0	0-0	0-0	0	0	0	2	0	1	1	0

ATKINS' CAREER STATISTICS

Year	G-GS	Min-Avg.	FG-FGA	Pct.	3FG-3FGA	Pct.	FT-FTA	Pct.	Off-Def.	Reb-Avg.	PF-DQ	Ast	TO	Blk	Stl	Pts-Avg
2011-12	27-0	275-10.2	25-43	.581	0-0	.000	11-19	.579	23-39	62-2.3	50-1	3	5	19	12	61-2.3
ACC	16-0	190-11.9	15-27	.556	0-0	.000	5-8	.625	14-25	39-2.4	36-1	2	3	14	8	35-2.2
2012-13	26-12	407-15.7	53-108	.491	0-0	.000	15-25	.600	28-53	81-3.1	41-1	9	22	28	11	121-4.7
ACC	9-3	94-9.4	5-18	.278	0-0	.000	4-4	1.000	4-14	18-1.8	10-0	1	4	6	1	14-1.4
2013-14	34-3	376-11.1	44-91	.484	0-0	.000	19-34	.559	31-47	78-2.3	46-0	11	23	19	6	107-3.1
ACC	18-0	150-8.3	19-38	.500	0-0	.000	9-13	.692	7-20	27-1.5	26-0	2	9	4	2	47-2.6
CAREER	87-15	1058-12.2	122-242	.504	0-0	.000	45-78	.577	82-139	221-2.5	137-2	23	50	66	29	289-3.3
ACC	44-3	434-9.9	39-83	.470	0-0	.000	18-25	.720	25-59	84-1.9	72-1	5	16	24	11	96-2.2

2013-14 Virginia Basketball
Virginia Combined Team Statistics (as of Mar 16, 2014)
All games

Overall record: 28-6 Conf: 16-2 Home: 15-2 Away: 7-4 Neutral: 6-0

#	Player	gp-gs	min	Total		3-Point		F-Throw		Rebounds				pf	dq	a	to	blk	stl	pts	avg			
				fg-fga	fg%	3fg-fga	3fg%	ft-fa	ft%	off	def	tot	avg											
15	Malcolm Brogdon	34-34	1060	31.2	140-333	.420	41-112	.366	108-124	.871	32	157	189	5.6	66	0	89	50	5	39	429	12.6		
12	Joe Harris	34-34	973	28.6	134-306	.438	66-162	.407	65-101	.644	22	76	98	2.9	80	0	77	45	8	33	399	11.7		
13	Anthony Gill	34-6	666	19.6	98-167	.587	0-0	.000	89-142	.627	48	86	134	3.9	71	0	15	37	15	10	285	8.4		
01	Justin Anderson	34-5	740	21.8	91-222	.410	29-96	.302	66-92	.717	24	87	111	3.3	54	1	49	48	25	12	277	8.1		
25	Akil Mitchell	34-33	878	25.8	99-176	.563	0-1	.000	41-96	.427	69	173	242	7.1	62	0	42	45	17	27	239	7.0		
10	Mike Tobey	34-25	619	18.2	91-192	.474	0-2	.000	38-56	.679	69	61	130	3.8	67	0	11	34	37	9	220	6.5		
23	London Perrantes	34-30	1000	29.4	53-142	.373	32-76	.421	38-45	.844	8	70	78	2.3	59	0	128	38	3	32	176	5.2		
32	Darion Atkins	34-3	376	11.1	44-91	.484	0-0	.000	19-34	.559	31	47	78	2.3	46	0	11	23	19	6	107	3.1		
11	Evan Nolte	29-0	261	9.0	21-59	.356	15-48	.313	15-22	.682	5	15	20	0.7	23	0	8	9	3	7	72	2.5		
30	Thomas Rogers	15-0	30	2.0	3-6	.500	3-5	.600	1-2	.500	0	6	6	0.4	1	0	1	4	0	0	10	0.7		
21	Rob Vozenilek	12-0	30	2.5	3-6	.500	1-2	.500	0-1	.000	1	5	6	0.5	2	0	4	3	1	0	7	0.6		
05	Teven Jones	26-0	121	4.7	4-22	.182	0-7	.000	6-16	.375	2	3	5	0.2	10	0	8	1	0	4	14	0.5		
24	Caid Kirven	13-0	27	2.1	2-4	.500	0-0	.000	0-0	.000	1	1	2	0.2	1	0	0	1	0	0	4	0.3		
34	Jeff Jones	10-0	21	2.1	1-3	.333	0-1	.000	1-3	.333	0	5	5	0.5	0	0	0	1	1	1	3	0.3		
04	Maleek Frazier	12-0	23	1.9	0-4	.000	0-1	.000	0-0	.000	0	2	2	0.2	4	0	2	4	1	1	0	0.0		
Team											59	44	103	4										
Total.....		34	6825		784-1733	.452	187-513	.365	487-734	.663	371	838	1209	35.6	546	1	445	347	135	181	2242	65.9		
Opponents.....		34	6825		661-1719	.385	186-583	.319	372-556	.669	301	696	997	29.3	627	13	331	389	117	174	1880	55.3		

TEAM STATISTICS	VA	OPP	Date	Opponent	Score	Att.
SCORING	2242	1880	11/08/13	JAMES MADISON	w 61-41	11934
Points per game	65.9	55.3	11/12/13	VCU	L 56-59	13881
Scoring margin	+10.6	-	^ 11/16/13	vs Davidson	w 70-57	5216
FIELD GOALS-ATT	784-1733	661-1719	11/19/13	NAVY	w 67-42	9764
Field goal pct	.452	.385	11/23/13	LIBERTY	w 75-53	10941
3 POINT FG-ATT	187-513	186-583	11/26/13	HAMPTON	w 69-40	8970
3-point FG pct	.365	.319	% 11/29/13	vs SMU	w 76-73	1613
3-pt FG made per game	5.5	5.5	% 11/30/13	vs Missouri State	w 83-63	900
FREE THROWS-ATT	487-734	372-556	12/04/13	WISCONSIN	L 38-48	11142
Free throw pct	.663	.669	12/07/13	at Green Bay	L 72-75	6491
F-Throws made per game	14.3	10.9	12/21/13	NORTHERN IOWA	w 57-43	9714
REBOUNDS	1209	997	12/23/13	NORFOLK STATE	w 66-56	9206
Rebounds per game	35.6	29.3	12/30/13	at Tennessee	L 52-87	16142
Rebounding margin	+6.2	-	* 01/04/14	at Florida State	w 62-50	5588
ASSISTS	445	331	* 01/08/14	WAKE FOREST	w 74-51	10114
Assists per game	13.1	9.7	* 01/11/14	at NC State	w 76-45	15623
TURNOVERS	347	389	* 01/13/14	at Duke	L 65-69	9314
Turnovers per game	10.2	11.4	* 01/18/14	FLORIDA STATE	w 78-66	12765
Turnover margin	+1.2	-	* 01/20/14	NORTH CAROLINA	w 76-61	13045
Assist/turnover ratio	1.3	0.9	* 01/25/14	VIRGINIA TECH	w 65-45	14215
STEALS	181	174	* 01/28/14	at Notre Dame	w 68-53	7565
Steals per game	5.3	5.1	* 02/02/14	at Pitt	w 48-45	12508
BLOCKS	135	117	* 02/05/14	BOSTON COLLEGE	w 77-67	10853
Blocks per game	4.0	3.4	* 02/08/14	at Georgia Tech	w 64-45	8187
ATTENDANCE	198631	185585	* 02/10/14	MARYLAND	w 61-53	11568
Home games-Avg/Game	17-11684	11-10296	* 02/15/14	at Clemson	w 63-58	8573
Neutral site-Avg/Game	-	6-12055	* 02/18/14	at Virginia Tech	w 57-53	5316
			* 02/22/14	NOTRE DAME	w 70-49	14114
			* 02/26/14	MIAMI (FLA.)	w 65-40	11812
			* 03/01/14	SYRACUSE	w 75-56	14593
			* 03/09/14	at Maryland	Lot 69-75	17950
			@ 03/14/14	vs Florida State	w 64-51	21533
			@ 03/15/14	vs Pitt	w 51-48	21533
			@ 03/16/14	vs Duke	w 72-63	21533

* = Conference game
^ = Charlotte, N.C.
% = Corpus Christi, Texas
@ = ACC Tournament (Greensboro, N.C.)

2013-14 Virginia Basketball
Virginia Combined Team Statistics (as of Mar 09, 2014)
Conference games

RECORD:	OVERALL	HOME	AWAY	NEUTRAL
ALL GAMES	16-2	9-0	7-2	0-0
CONFERENCE	16-2	9-0	7-2	0-0
NON-CONFERENCE	0-0	0-0	0-0	0-0

#	Player	gp-gs	min	avg	Total		3-Point		F-Throw		Rebounds				pf	dq	a	to	blk	stl	pts	avg		
					fg-fga	fg%	3fg-fga	3fg%	ft-fa	ft%	off	def	tot	avg										
15	Malcolm Brogdon	18-18	600	33.3	87-195	.446	22-53	.415	71-80	.888	22	82	104	5.8	33	0	58	17	2	23	267	14.8		
12	Joe Harris	18-18	505	28.1	67-168	.399	40-95	.421	34-53	.642	8	32	40	2.2	43	0	45	19	5	22	208	11.6		
01	Justin Anderson	18-0	381	21.2	49-120	.408	15-50	.300	37-51	.725	11	38	49	2.7	29	1	21	25	12	6	150	8.3		
25	Akil Mitchell	18-18	492	27.3	62-102	.608	0-0	.000	17-46	.370	40	102	142	7.9	33	0	23	20	8	13	141	7.8		
13	Anthony Gill	18-0	351	19.5	44-81	.543	0-0	.000	44-75	.587	27	40	67	3.7	42	0	8	14	8	5	132	7.3		
10	Mike Tobey	18-18	354	19.7	46-106	.434	0-1	.000	22-30	.733	35	27	62	3.4	43	0	9	17	20	3	114	6.3		
23	London Perrantes	18-18	542	30.1	37-79	.468	21-41	.512	14-18	.778	5	39	44	2.4	27	0	76	17	2	16	109	6.1		
32	Darion Atkins	18-0	150	8.3	19-38	.500	0-0	.000	9-13	.692	7	20	27	1.5	26	0	2	9	4	2	47	2.6		
11	Evan Nolte	15-0	137	9.1	12-33	.364	8-26	.308	3-7	.429	4	10	14	0.9	10	0	4	4	2	1	35	2.3		
30	Thomas Rogers	8-0	15	1.9	1-2	.500	1-2	.500	0-0	.000	0	3	3	0.4	0	0	1	0	0	0	3	0.4		
21	Rob Vozenilek	6-0	11	1.8	1-3	.333	0-0	.000	0-0	.000	0	1	1	0.2	1	0	1	1	0	0	2	0.3		
05	Teven Jones	13-0	54	4.2	2-8	.250	0-2	.000	0-4	.000	0	2	2	0.2	6	0	4	0	0	2	4	0.3		
34	Jeff Jones	5-0	9	1.8	0-0	.000	0-0	.000	1-2	.500	0	3	3	0.6	0	0	0	0	0	0	1	0.2		
04	Maleek Frazier	7-0	12	1.7	0-2	.000	0-1	.000	0-0	.000	0	0	0	0.0	3	0	0	2	1	1	0	0.0		
24	Caid Kirven	7-0	12	1.7	0-2	.000	0-0	.000	0-0	.000	1	1	2	0.3	0	0	0	1	0	0	0	0.0		
Team											34	30	64											
Total.....		18	3625		427-939	.455	107-271	.395	252-379	.665	194	430	624	34.7	296	1	252	150	64	94	1213	67.4		
Opponents.....		18	3625		340-879	.387	90-299	.301	211-325	.649	156	376	532	29.6	334	10	172	204	72	68	981	54.5		

TEAM STATISTICS	VA	OPP	Date	Opponent	Score	Att.
SCORING	1213	981	* 01/04/14	at Florida State	w 62-50	5588
Points per game	67.4	54.5	* 01/08/14	WAKE FOREST	w 74-51	10114
Scoring margin	+12.9	-	* 01/11/14	at NC State	w 76-45	15623
FIELD GOALS-ATT	427-939	340-879	* 01/13/14	at Duke	L 65-69	9314
Field goal pct	.455	.387	* 01/18/14	FLORIDA STATE	w 78-66	12765
3 POINT FG-ATT	107-271	90-299	* 01/20/14	NORTH CAROLINA	w 76-61	13045
3-point FG pct	.395	.301	* 01/25/14	VIRGINIA TECH	w 65-45	14215
3-pt FG made per game	5.9	5.0	* 01/28/14	at Notre Dame	w 68-53	7565
FREE THROWS-ATT	252-379	211-325	* 02/02/14	at Pitt	w 48-45	12508
Free throw pct	.665	.649	* 02/05/14	BOSTON COLLEGE	w 77-67	10853
F-Throws made per game	14.0	11.7	* 02/08/14	at Georgia Tech	w 64-45	8187
REBOUNDS	624	532	* 02/10/14	MARYLAND	w 61-53	11568
Rebounds per game	34.7	29.6	* 02/15/14	at Clemson	w 63-58	8573
Rebounding margin	+5.1	-	* 02/18/14	at Virginia Tech	w 57-53	5316
ASSISTS	252	172	* 02/22/14	NOTRE DAME	w 70-49	14114
Assists per game	14.0	9.6	* 02/26/14	MIAMI (FLA.)	w 65-40	11812
TURNOVERS	150	204	* 03/01/14	SYRACUSE	w 75-56	14593
Turnovers per game	8.3	11.3	* 03/09/14	at Maryland	Lot 69-75	17950
Turnover margin	+3.0	-				
Assist/turnover ratio	1.7	0.8				
STEALS	94	68				
Steals per game	5.2	3.8				
BLOCKS	64	72				
Blocks per game	3.6	4.0				
ATTENDANCE	113079	90624				
Home games-Avg/Game	9-12564	9-10069				
Neutral site-Avg/Game	-	0-0				

* = Conference game
^ = Charlotte, N.C.
% = Corpus Christi, Texas

Score by Periods	1st	2nd	OT	Totals
Virginia	584	624	5	1213
Opponents	466	504	11	981

2013-14 Virginia Basketball
Virginia Team Game-by-Game Comparison (as of Mar 16, 2014)
All games

Opponent	1st	2nd	Score	Mar	Total FG	FG Pct	3-Pointers	3FG Pct	Free Throws	FT Pct	Rebounds	Assist	T/Over	Block	Steal	Fouls
JAMES MADISON	32/14	29/27	61-41	+20	25-60/15-48	.417/.313	4-18/6-25	.222/.240	7-14/5-6	.500/.833	45/27 +18	9/8	9/13	1/4	7/7	12/15
VCU	26/24	30/35	56-59	(3)	18-46/24-58	.391/.414	1-8/5-14	.125/.357	19-33/6-15	.576/.400	41/28 +13	9/7	19/13	8/2	4/9	21/27
Davidson	29/27	41/30	70-57	+13	25-48/19-62	.521/.306	4-11/11-29	.364/.379	16-21/8-12	.762/.667	42/30 +12	10/9	17/12	4/2	6/9	13/16
NAVY	32/17	35/25	67-42	+25	30-53/16-48	.566/.333	3-15/7-23	.200/.304	4-11/3-6	.364/.500	40/19 +21	16/10	11/13	3/1	8/5	10/9
LIBERTY	32/26	43/27	75-53	+22	30-62/17-44	.484/.386	9-21/7-14	.429/.500	6-11/12-12	.545/1000	35/28 +7	21/9	9/19	4/1	8/4	14/12
HAMPTON	40/19	29/21	69-40	+29	24-47/17-52	.511/.327	8-12/2-14	.667/.143	13-23/4-6	.565/.667	42/21 +21	17/4	18/17	6/8	10/7	14/18
SMU	30/30	46/43	76-73	+3	20-44/24-49	.455/.490	10-14/5-14	.714/.357	26-36/20-26	.722/.769	29/33 (4)	11/13	12/12	1/5	6/6	24/27
Missouri State	32/22	51/41	83-63	+20	30-53/20-48	.566/.417	9-23/10-24	.391/.417	14-24/13-21	.583/.619	38/22 +16	20/13	14/14	2/0	6/7	15/16
WISCONSIN	20/25	18/23	38-48	(10)	11-47/15-52	.234/.288	1-11/5-23	.091/.217	15-19/13-20	.789/.650	34/40 (6)	6/7	10/7	6/4	5/5	18/14
Green Bay	31/37	41/38	72-75	(3)	23-46/26-51	.500/.510	5-17/7-14	.294/.500	21-27/16-21	.778/.762	31/25 +6	11/18	14/8	3/2	3/12	19/20
NORTHERN IOWA	21/16	36/27	57-43	+14	20-53/19-60	.377/.317	7-26/2-19	.269/.105	10-18/3-7	.556/.429	42/38 +4	14/3	10/13	8/2	4/2	13/19
NORFOLK STATE	32/26	34/30	66-56	+10	18-40/20-55	.450/.364	3-10/4-15	.300/.267	27-39/12-18	.692/.667	36/31 +5	11/8	12/9	6/3	8/7	15/24
Tennessee	26/48	26/39	52-87	(35)	18-55/27-54	.327/.500	2-12/11-18	.167/.611	14-17/22-25	.824/.880	33/35 (2)	8/18	12/6	5/3	2/7	19/18
Florida State	30/17	32/33	62-50	+12	19-58/16-52	.328/.308	6-16/4-14	.375/.286	18-33/14-22	.545/.636	41/38 +3	9/8	6/16	3/8	3/2	21/28
WAKE FOREST	41/24	33/27	74-51	+23	26-52/17-48	.500/.354	7-14/4-17	.500/.235	15-23/13-18	.652/.722	38/25 +13	17/11	12/15	2/3	9/5	12/17
NC State	48/25	28/20	76-45	+31	29-62/13-45	.468/.289	3-13/2-10	.231/.200	15-18/17-23	.833/.739	40/28 +12	14/7	7/16	6/8	9/1	21/17
Duke	28/36	37/33	65-69	(4)	21-55/22-49	.382/.449	4-10/10-22	.400/.455	19-26/15-20	.731/.750	34/31 +3	6/12	8/10	1/3	5/5	17/23
FLORIDA STATE	45/26	33/40	78-66	+12	27-55/21-46	.491/.457	7-11/6-16	.636/.375	17-23/18-22	.739/.818	28/31 (3)	18/11	9/18	5/9	8/3	21/21
NORTH CAROLINA	38/29	38/32	76-61	+15	26-54/26-63	.481/.413	8-20/4-15	.400/.267	16-29/5-12	.552/.417	38/39 (1)	16/14	8/11	2/3	6/5	12/21
VIRGINIA TECH	34/17	31/28	65-45	+20	20-46/14-42	.435/.333	6-18/3-18	.333/.167	19-26/14-25	.731/.560	34/29 +5	14/5	9/12	6/2	4/4	18/16
Notre Dame	34/24	34/29	68-53	+15	28-52/20-47	.538/.426	5-11/7-18	.455/.389	7-12/6-9	.583/.667	26/30 (4)	18/10	12/20	4/4	14/8	14/14
Pitt	21/23	27/22	48-45	+3	19-47/15-47	.404/.319	4-12/4-11	.333/.364	6-12/11-19	.500/.579	33/32 +1	13/10	9/8	6/2	2/4	17/13
BOSTON COLLEGE	40/21	37/46	77-67	+10	27-56/24-50	.482/.480	4-14/9-27	.286/.333	19-34/10-20	.559/.500	40/27 +13	17/12	6/7	1/1	6/2	23/28
Georgia Tech	29/30	35/15	64-45	+19	21-53/18-49	.396/.367	5-11/6-15	.455/.400	17-19/3-13	.895/.231	46/25 +21	10/10	10/11	2/7	7/5	14/17
MARYLAND	25/26	36/27	61-53	+8	24-51/21-52	.471/.404	4-13/6-21	.308/.286	9-16/5-8	.563/.625	28/31 (3)	16/9	6/10	5/5	2/5	11/19
Clemson	31/28	32/30	63-58	+5	23-48/18-42	.479/.429	5-15/4-12	.333/.333	12-18/18-21	.667/.857	33/20 +13	10/13	9/5	2/3	1/4	14/18
Virginia Tech	21/28	36/25	57-53	+4	20-51/19-43	.392/.442	9-25/6-17	.360/.353	8-15/9-15	.533/.600	28/29 (1)	11/10	7/14	3/4	7/3	13/18
NOTRE DAME	30/30	40/19	70-49	+21	28-44/21-54	.636/.389	7-15/5-15	.467/.333	7-9/2-7	.778/.286	31/23 +8	17/11	8/6	6/0	1/1	13/10
MIAMI (FLA.)	27/20	38/20	65-40	+25	20-44/12-46	.455/.261	9-16/0-12	.563/.000	16-20/16-27	.800/.593	37/30 +7	14/3	10/8	3/2	3/4	19/17
SYRACUSE	27/28	48/28	75-56	+19	27-54/20-56	.500/.357	8-16/5-22	.500/.227	13-19/11-14	.684/.786	39/29 +10	19/8	6/5	2/4	3/4	13/18
Maryland	35/34	29/30	69-75	(6)	22-57/23-48	.386/.479	6-21/5-17	.286/.294	19-27/24-30	.704/.800	30/35 (5)	13/8	8/12	5/4	4/3	23/19
Florida State	32/27	32/24	64-51	+13	23-48/20-47	.479/.426	6-20/3-10	.300/.300	12-17/8-11	.706/.727	31/25 +6	13/10	11/15	4/3	5/6	15/15
Pitt	26/24	25/24	51-48	+3	21-45/18-49	.467/.367	3-12/3-14	.250/.214	6-7/9-14	.857/.643	27/29 (2)	9/9	11/8	5/2	3/6	13/14
Duke	28/25	44/38	72-63	+9	21-47/24-63	.447/.381	5-12/8-14	.417/.571	25-38/7-11	.658/.636	39/34 +5	8/13	8/6	5/3	2/7	15/29

Note: Game totals are displayed in the format TEAM/OPPONENT for each category

2013-14 Virginia Basketball
Virginia Points-Rebounds-Assists (as of Mar 16, 2014)
All games

Opponent	Date	Score	01		04		05		10		11		12		13	
			ANDERSON,J	FRAZIER,MA	JONES,TEVE	TOBEY,MIKE	NOLTE,EVAN	HARRIS,JOE	GILL,ANTHO							
JAMES MADISON	11/08/13	61-41	w	5-3-1	0-0-0	0-0-0	10-3-1	2-1-0	5-7-1	13-2-0						
VCU	11/12/13	56-59	L	3-3-1	DNP	1-0-1	5-9-0	DNP	18-5-2	0-4-0						
vs Davidson	11/16/13	70-57	w	12-8-1	DNP	0-0-0	18-7-0	1-0-0	1-4-1	5-1-0						
NAVY	11/19/13	67-42	w	0-8-1	0-2-0	0-1-0	13-8-1	0-0-3	16-3-3	18-5-0						
LIBERTY	11/23/13	75-53	w	9-5-4	0-0-1	0-0-0	2-4-0	6-0-1	9-4-2	13-2-2						
HAMPTON	11/26/13	69-40	w	12-4-1	0-0-0	1-0-1	4-3-0	4-1-0	20-2-3	7-4-2						
vs SMU	11/29/13	76-73	w	4-1-1	DNP	0-1-0	3-1-0	12-2-0	15-1-2	19-7-1						
vs Missouri State	11/30/13	83-63	w	23-2-2	0-0-1	0-0-0	14-6-0	0-0-0	15-4-3	8-8-0						
WISCONSIN	12/04/13	38-48	L	2-7-0	DNP	DNP	7-4-0	0-0-0	2-2-4	6-6-0						
at Green Bay	12/07/13	72-75	L	10-2-3	DNP	2-0-0	3-5-0	2-0-0	12-3-1	12-5-0						
NORTHERN IOWA	12/21/13	57-43	w	16-4-3	DNP	0-0-0	0-1-0	0-1-0	12-7-3	0-3-0						
NORFOLK STATE	12/23/13	66-56	w	14-8-3	DNP	4-1-1	3-4-0	3-0-0	12-7-2	7-0-0						
at Tennessee	12/30/13	52-87	L	11-2-2	DNP	2-0-1	10-7-0	7-1-0	7-1-1	7-3-0						
at Florida State	01/04/14	62-50	w	16-5-4	DNP	0-0-0	0-2-0	6-1-0	0-0-0	2-4-0						
WAKE FOREST	01/08/14	74-51	w	11-2-0	0-0-0	0-2-2	6-4-2	3-3-0	11-1-2	10-4-1						
at NC State	01/11/14	76-45	w	5-6-2	0-0-0	0-0-1	16-7-1	2-0-2	16-2-2	4-2-0						
at Duke	01/13/14	65-69	L	12-3-1	DNP	0-0-0	8-4-1	0-0-0	15-7-0	2-2-0						
FLORIDA STATE	01/18/14	78-66	w	10-0-1	DNP	2-0-0	13-3-2	DNP	18-4-3	8-4-0						
NORTH CAROLINA	01/20/14	76-61	w	13-2-0	0-0-0	0-0-0	6-5-0	3-1-0	16-0-4	8-8-0						
VIRGINIA TECH	01/25/14	65-45	w	5-4-1	0-0-0	2-0-0	8-5-1	0-1-1	12-1-3	7-5-1						
at Notre Dame	01/28/14	68-53	w	9-0-1	DNP	0-0-0	14-4-0	3-1-0	9-2-4	5-3-0						
at Pitt	02/02/14	48-45	w	4-1-1	DNP	DNP	4-3-0	0-0-0	11-3-3	1-6-0						
BOSTON COLLEGE	02/05/14	77-67	w	13-4-4	DNP	0-0-0	0-0-0	9-3-0	9-1-2	13-7-0						
at Georgia Tech	02/08/14	64-45	w	8-3-0	0-0-0	0-0-0	2-4-0	0-1-0	11-2-1	11-6-0						
MARYLAND	02/10/14	61-53	w	4-3-2	DNP	0-0-1	4-2-0	DNP	19-2-4	1-0-0						
at Clemson	02/15/14	63-58	w	3-0-0	DNP	DNP	14-5-0	0-0-0	16-5-3	12-3-0						
at Virginia Tech	02/18/14	57-53	w	9-5-0	DNP	DNP	2-1-1	0-0-0	7-1-3	5-3-0						
NOTRE DAME	02/22/14	70-49	w	7-2-1	DNP	0-0-0	2-4-1	3-0-0	8-3-2	15-3-3						
MIAMI (FLA.)	02/26/14	65-40	w	5-4-0	0-0-0	0-0-0	2-1-0	3-1-1	11-1-5	9-3-2						
SYRACUSE	03/01/14	75-56	w	11-2-2	0-0-0	DNP	11-8-0	DNP	7-3-4	4-2-0						
at Maryland	03/09/14	69-75	L	5-3-1	DNP	DNP	2-0-0	3-2-0	12-2-0	15-2-1						
vs Florida State	03/14/14	64-51	w	4-1-3	DNP	0-0-0	2-1-0	0-0-0	20-2-2	16-5-1						
vs Pitt	03/15/14	51-48	w	2-2-0	DNP	DNP	4-1-0	0-0-0	12-4-0	10-5-1						
vs Duke	03/16/14	72-63	w	0-2-2	DNP	DNP	8-4-0	DNP	15-2-2	12-7-0						

Opponent	Date	Score	15		21		23		24		25		30		32	
			BROGDON,MA	VOZENILEK,	PERRANTES,	KIRVEN,CAI	MITCHELL,A	ROGERS,THO	ATKINS,DAR							
JAMES MADISON	11/08/13	61-41	w	9-6-1	0-0-0	2-2-1	0-0-0	7-3-3	0-1-0	8-11-1						
VCU	11/12/13	56-59	L	10-5-2	DNP	2-4-1	DNP	9-2-2	DNP	8-8-0						
vs Davidson	11/16/13	70-57	w	17-7-2	DNP	5-2-5	0-0-0	11-9-0	0-0-0	0-4-1						
NAVY	11/19/13	67-42	w	13-4-0	0-0-1	0-1-2	2-0-0	5-5-4	0-1-0	0-1-1						
LIBERTY	11/23/13	75-53	w	12-2-1	2-0-0	3-0-6	0-0-0	8-3-2	4-1-0	7-9-2						
HAMPTON	11/26/13	69-40	w	5-4-1	3-5-2	0-6-4	2-0-0	2-4-1	0-0-0	7-5-2						
vs SMU	11/29/13	76-73	w	7-4-3	DNP	9-0-3	DNP	6-9-1	DNP	1-1-0						
vs Missouri State	11/30/13	83-63	w	13-7-5	0-0-0	1-2-6	0-0-0	0-5-1	3-0-0	6-1-2						
WISCONSIN	12/04/13	38-48	L	5-7-2	DNP	8-2-0	DNP	5-3-0	DNP	3-1-0						
at Green Bay	12/07/13	72-75	L	17-6-2	DNP	4-1-4	DNP	10-5-1	DNP	0-1-0						
NORTHERN IOWA	12/21/13	57-43	w	8-7-1	0-0-0	9-4-5	DNP	4-7-2	0-0-0	8-5-0						
NORFOLK STATE	12/23/13	66-56	w	7-5-2	DNP	4-2-2	DNP	8-7-1	DNP	4-1-0						
at Tennessee	12/30/13	52-87	L	0-6-2	DNP	2-2-2	DNP	4-9-0	DNP	2-1-0						
at Florida State	01/04/14	62-50	w	11-6-1	DNP	14-4-3	DNP	11-13-1	DNP	2-2-0						
WAKE FOREST	01/08/14	74-51	w	14-6-2	2-0-0	3-0-5	0-0-0	7-7-2	0-1-1	7-4-0						
at NC State	01/11/14	76-45	w	13-2-1	DNP	8-1-5	0-1-0	8-12-0	0-0-0	4-2-0						
at Duke	01/13/14	65-69	L	17-5-0	DNP	2-2-3	DNP	7-9-1	DNP	2-1-0						
FLORIDA STATE	01/18/14	78-66	w	16-4-6	DNP	2-3-4	DNP	9-4-2	DNP	0-1-0						
NORTH CAROLINA	01/20/14	76-61	w	16-6-1	0-0-0	8-2-9	0-0-0	6-11-1	0-0-0	0-0-1						
VIRGINIA TECH	01/25/14	65-45	w	18-6-3	0-0-0	4-1-4	DNP	6-3-0	0-1-0	2-1-0						
at Notre Dame	01/28/14	68-53	w	16-7-6	DNP	4-2-5	DNP	6-6-2	DNP	2-0-0						
at Pitt	02/02/14	48-45	w	16-5-4	DNP	2-2-4	DNP	10-12-1	DNP	0-0-0						
BOSTON COLLEGE	02/05/14	77-67	w	17-11-7	DNP	5-5-1	DNP	7-6-3	DNP	4-1-0						
at Georgia Tech	02/08/14	64-45	w	14-11-3	DNP	2-4-3	0-0-0	8-8-3	0-0-0	8-4-0						
MARYLAND	02/10/14	61-53	w	14-3-1	DNP	4-4-4	DNP	13-6-3	DNP	2-4-1						
at Clemson	02/15/14	63-58	w	14-8-0	DNP	0-0-6	DNP	2-9-1	DNP	2-0-0						
at Virginia Tech	02/18/14	57-53	w	12-3-3	DNP	11-0-3	DNP	7-10-1	DNP	4-3-0						
NOTRE DAME	02/22/14	70-49	w	13-7-6	0-0-0	5-3-3	0-1-0	15-4-1	0-0-0	2-2-0						
MIAMI (FLA.)	02/26/14	65-40	w	15-4-2	0-0-0	15-3-4	0-0-0	3-9-0	0-1-0	2-2-0						
SYRACUSE	03/01/14	75-56	w	19-5-5	0-1-1	6-4-7	0-0-0	12-9-0	3-0-0	2-0-0						
at Maryland	03/09/14	69-75	L	12-5-7	DNP	14-4-3	DNP	4-4-1	DNP	2-0-0						
vs Florida State	03/14/14	64-51	w	6-9-3	DNP	6-1-3	DNP	4-6-1	DNP	6-2-0						
vs Pitt	03/15/14	51-48	w	10-3-3	DNP	5-2-5	DNP	8-8-0	DNP	0-0-0						
vs Duke	03/16/14	72-63	w	23-3-1	DNP	7-3-3	DNP	7-15-0	DNP	0-0-0						

2013-14 Virginia Basketball
 Virginia Points-Rebounds-Assists (as of Mar 16, 2014)
 All games

34

Opponent	Date	Score		JONES,JEFF
JAMES MADISON	11/08/13	61-41	w	0-1-0
VCU	11/12/13	56-59	L	DNP
vs Davidson	11/16/13	70-57	w	DNP
NAVY	11/19/13	67-42	w	0-0-0
LIBERTY	11/23/13	75-53	w	0-0-0
HAMPTON	11/26/13	69-40	w	2-1-0
vs SMU	11/29/13	76-73	w	DNP
vs Missouri State	11/30/13	83-63	w	0-0-0
WISCONSIN	12/04/13	38-48	L	DNP
at Green Bay	12/07/13	72-75	L	DNP
NORTHERN IOWA	12/21/13	57-43	w	DNP
NORFOLK STATE	12/23/13	66-56	w	DNP
at Tennessee	12/30/13	52-87	L	DNP
at Florida State	01/04/14	62-50	w	DNP
WAKE FOREST	01/08/14	74-51	w	0-1-0
at NC State	01/11/14	76-45	w	DNP
at Duke	01/13/14	65-69	L	DNP
FLORIDA STATE	01/18/14	78-66	w	DNP
NORTH CAROLINA	01/20/14	76-61	w	0-0-0
VIRGINIA TECH	01/25/14	65-45	w	1-2-0
at Notre Dame	01/28/14	68-53	w	DNP
at Pitt	02/02/14	48-45	w	DNP
BOSTON COLLEGE	02/05/14	77-67	w	DNP
at Georgia Tech	02/08/14	64-45	w	DNP
MARYLAND	02/10/14	61-53	w	DNP
at Clemson	02/15/14	63-58	w	DNP
at Virginia Tech	02/18/14	57-53	w	DNP
NOTRE DAME	02/22/14	70-49	w	DNP
MIAMI (FLA.)	02/26/14	65-40	w	0-0-0
SYRACUSE	03/01/14	75-56	w	0-0-0
at Maryland	03/09/14	69-75	L	DNP
vs Florida State	03/14/14	64-51	w	DNP
vs Pitt	03/15/14	51-48	w	DNP
vs Duke	03/16/14	72-63	w	DNP

2013-14 Virginia Basketball
Virginia Game-by-Game Highs (as of Mar 16, 2014)
All games

Opponent	Date	Score	Points	Rebounds	Assists	Steals	Blocked shots
JAMES MADISON	11/08/13	61-41	13-Anthony Gill	11-Darion Atkins	3-Akil Mitchell	2-Malcolm Brogdon London Perrantes	1-Anthony Gill
VCU	11/12/13	56-59	18-Joe Harris	9-Mike Tobey	2-Akil Mitchell Malcolm Brogdon Joe Harris	1-Malcolm Brogdon Anthony Gill Darion Atkins London Perrantes	2-Mike Tobey Akil Mitchell Darion Atkins
vs Davidson	11/16/13	70-57	18-Mike Tobey	9-Akil Mitchell	5-London Perrantes	2-Joe Harris Malcolm Brogdon	2-Mike Tobey
NAVY	11/19/13	67-42	18-Anthony Gill	8-Justin Anderson Mike Tobey	4-Akil Mitchell	2-Malcolm Brogdon Mike Tobey	1-Jeff Jones Justin Anderson London Perrantes
LIBERTY	11/23/13	75-53	13-Anthony Gill	9-Darion Atkins	6-London Perrantes	3-Akil Mitchell	2-Anthony Gill
HAMPTON	11/26/13	69-40	20-Joe Harris	6-London Perrantes	4-London Perrantes	2-Joe Harris Malcolm Brogdon Justin Anderson	3-Justin Anderson
vs SMU	11/29/13	76-73	19-Anthony Gill	9-Akil Mitchell	3-London Perrantes Malcolm Brogdon	2-Evan Nolte	1-Darion Atkins
vs Missouri State	11/30/13	83-63	23-Justin Anderson	8-Anthony Gill	6-London Perrantes	2-London Perrantes	1-Akil Mitchell Mike Tobey
WISCONSIN	12/04/13	38-48	8-London Perrantes	7-Justin Anderson Malcolm Brogdon	4-Joe Harris	2-Joe Harris	2-Mike Tobey Darion Atkins Justin Anderson
at Green Bay	12/07/13	72-75	17-Malcolm Brogdon	6-Malcolm Brogdon	4-London Perrantes	1-Mike Tobey Joe Harris London Perrantes	1-Akil Mitchell Mike Tobey Justin Anderson
NORTHERN IOWA	12/21/13	57-43	16-Justin Anderson	7-Malcolm Brogdon Akil Mitchell Joe Harris	5-London Perrantes	2-Akil Mitchell	5-Darion Atkins
NORFOLK STATE	12/23/13	66-56	14-Justin Anderson	8-Justin Anderson	3-Justin Anderson	4-Malcolm Brogdon	2-Mike Tobey
at Tennessee	12/30/13	52-87	11-Justin Anderson	9-Akil Mitchell	2-Justin Anderson Malcolm Brogdon London Perrantes	2-London Perrantes	2-Justin Anderson Mike Tobey
at Florida State	01/04/14	62-50	16-Justin Anderson	13-Akil Mitchell	4-Justin Anderson	1-Malcolm Brogdon Akil Mitchell London Perrantes	1-Mike Tobey Akil Mitchell Evan Nolte
WAKE FOREST	01/08/14	74-51	14-Malcolm Brogdon	7-Akil Mitchell	5-London Perrantes	3-London Perrantes	1-Darion Atkins Akil Mitchell
at NC State	01/11/14	76-45	16-Mike Tobey Joe Harris	12-Akil Mitchell	5-London Perrantes	3-Joe Harris	2-Mike Tobey
at Duke	01/13/14	65-69	17-Malcolm Brogdon	9-Akil Mitchell	3-London Perrantes	3-Joe Harris	1-Akil Mitchell
FLORIDA STATE	01/18/14	78-66	18-Joe Harris	4-Malcolm Brogdon Akil Mitchell Joe Harris Anthony Gill	6-Malcolm Brogdon	4-Malcolm Brogdon	2-Mike Tobey
NORTH CAROLINA	01/20/14	76-61	16-Malcolm Brogdon Joe Harris	11-Akil Mitchell	9-London Perrantes	3-Malcolm Brogdon	1-Anthony Gill Mike Tobey
VIRGINIA TECH	01/25/14	65-45	18-Malcolm Brogdon	6-Malcolm Brogdon	4-London Perrantes	1-Darion Atkins Malcolm Brogdon Teven Jones Joe Harris	3-Justin Anderson
at Notre Dame	01/28/14	68-53	16-Malcolm Brogdon	7-Malcolm Brogdon	6-Malcolm Brogdon	5-Malcolm Brogdon	1-Justin Anderson Akil Mitchell Mike Tobey

2013-14 Virginia Basketball
Virginia Game-by-Game Highs (as of Mar 16, 2014)
All games

Opponent	Date	Score	Points	Rebounds	Assists	Steals	Blocked shots
at Pitt	02/02/14	48-45	16-Malcolm Brogdon	12-Akil Mitchell	4-London Perrantes Malcolm Brogdon	1-Anthony Gill Akil Mitchell	Anthony Gill 2-Mike Tobey
BOSTON COLLEGE	02/05/14	77-67	17-Malcolm Brogdon	11-Malcolm Brogdon	7-Malcolm Brogdon	5-Joe Harris	1-Evan Nolte
at Georgia Tech	02/08/14	64-45	14-Malcolm Brogdon	11-Malcolm Brogdon	3-Malcolm Brogdon London Perrantes Akil Mitchell	3-London Perrantes	1-Joe Harris Justin Anderson
MARYLAND	02/10/14	61-53	19-Joe Harris	6-Akil Mitchell	4-Joe Harris London Perrantes	1-Akil Mitchell London Perrantes	2-Justin Anderson
at Clemson	02/15/14	63-58	16-Joe Harris	9-Akil Mitchell	6-London Perrantes	1-Joe Harris	2-Mike Tobey
at Virginia Tech	02/18/14	57-53	12-Malcolm Brogdon	10-Akil Mitchell	3-Malcolm Brogdon London Perrantes Joe Harris	3-Joe Harris	1-Akil Mitchell Anthony Gill Mike Tobey
NOTRE DAME	02/22/14	70-49	15-Anthony Gill Akil Mitchell	7-Malcolm Brogdon	6-Malcolm Brogdon	1-Joe Harris	4-Mike Tobey
MIAMI (FLA.)	02/26/14	65-40	15-Malcolm Brogdon London Perrantes	9-Akil Mitchell	5-Joe Harris	2-Malcolm Brogdon	1-Mike Tobey Justin Anderson Anthony Gill
SYRACUSE	03/01/14	75-56	19-Malcolm Brogdon	9-Akil Mitchell	7-London Perrantes	1-Anthony Gill Joe Harris Mike Tobey	1-Maleek Frazier London Perrantes
at Maryland	03/09/14	69-75	15-Anthony Gill	5-Malcolm Brogdon	7-Malcolm Brogdon	1-Akil Mitchell Justin Anderson Joe Harris Anthony Gill	2-Anthony Gill
vs Florida State	03/14/14	64-51	20-Joe Harris	9-Malcolm Brogdon	3-Malcolm Brogdon Justin Anderson London Perrantes	2-Joe Harris	2-Anthony Gill
vs Pitt	03/15/14	51-48	12-Joe Harris	8-Akil Mitchell	5-London Perrantes	2-London Perrantes	1-Justin Anderson Evan Nolte Akil Mitchell Darion Atkins Anthony Gill
vs Duke	03/16/14	72-63	23-Malcolm Brogdon	15-Akil Mitchell	3-London Perrantes	1-Anthony Gill Akil Mitchell	2-Akil Mitchell Darion Atkins

2013-14 Virginia Basketball
Virginia Team High/Low Analysis (as of Mar 18, 2014)
All games

Virginia - TEAM GAME HIGHS

POINTS	83		vs Missouri State (11/30/13)
	78		FLORIDA STATE (01/18/14)
	77		BOSTON COLLEGE (02/05/14)
	76		NORTH CAROLINA (01/20/14)
	76		at NC State (01/11/14)
	76		vs SMU (11/29/13)
FIELD GOALS MADE	30		vs Missouri State (11/30/13)
	30		LIBERTY (11/23/13)
	30		NAVY (11/19/13)
FIELD GOAL ATTEMPTS	62		at NC State (01/11/14)
	62		LIBERTY (11/23/13)
FIELD GOAL PERCENTAGE	.636	(28-44)	NOTRE DAME (02/22/14)
	.566	(30-53)	vs Missouri State (11/30/13)
	.566	(30-53)	NAVY (11/19/13)
3 PT FIELD GOALS MADE	10		vs SMU (11/29/13)
	9		MIAMI (FLA.) (02/26/14)
	9		at Virginia Tech (02/18/14)
	9		vs Missouri State (11/30/13)
	9		LIBERTY (11/23/13)
3 PT FG ATTEMPTS	26		NORTHERN IOWA (12/21/13)
	25		at Virginia Tech (02/18/14)
3 PT FG PERCENTAGE	.714	(10-14)	vs SMU (11/29/13)
	.667	(8-12)	HAMPTON (11/26/13)
FREE THROWS MADE	27		NORFOLK STATE (12/23/13)
	26		vs SMU (11/29/13)
FREE THROW ATTEMPTS	39		NORFOLK STATE (12/23/13)
	38		vs Duke (03/16/14)
FREE THROW PERCENTAGE	.895	(17-19)	at Georgia Tech (02/08/14)
	.857	(6-7)	vs Pitt (03/15/14)
REBOUNDS	46		at Georgia Tech (02/08/14)
	45		JAMES MADISON (11/08/13)
ASSISTS	21		LIBERTY (11/23/13)
	20		vs Missouri State (11/30/13)
STEALS	14		at Notre Dame (01/28/14)
	10		HAMPTON (11/26/13)
BLOCKED SHOTS	8		NORTHERN IOWA (12/21/13)
	8		VCU (11/12/13)
TURNOVERS	19		VCU (11/12/13)
	18		HAMPTON (11/26/13)
FOULS	24		vs SMU (11/29/13)
	23		at Maryland (03/09/14)
	23		BOSTON COLLEGE (02/05/14)

2013-14 Virginia Basketball
Virginia High/Low Analysis (as of Mar 18, 2014)
All games

Opponent - GAME HIGHS

POINTS	87		at Tennessee (12/30/13)
	75		at Maryland (03/09/14)
	75		at Green Bay (12/07/13)
	73		vs SMU (11/29/13)
FIELD GOALS MADE	69		at Duke (01/13/14)
	27		at Tennessee (12/30/13)
	26		NORTH CAROLINA (01/20/14)
FIELD GOAL ATTEMPTS	26		at Green Bay (12/07/13)
	63		vs Duke (03/16/14)
FIELD GOAL PERCENTAGE	63		NORTH CAROLINA (01/20/14)
	.510	(26-51)	at Green Bay (12/07/13)
3 PT FIELD GOALS MADE	.500	(27-54)	at Tennessee (12/30/13)
	11		at Tennessee (12/30/13)
3 PT FG ATTEMPTS	11		vs Davidson (11/16/13)
	29		vs Davidson (11/16/13)
3 PT FG PERCENTAGE	27		BOSTON COLLEGE (02/05/14)
	.611	(11-18)	at Tennessee (12/30/13)
FREE THROWS MADE	.571	(8-14)	vs Duke (03/16/14)
	24		at Maryland (03/09/14)
FREE THROW ATTEMPTS	22		at Tennessee (12/30/13)
	30		at Maryland (03/09/14)
FREE THROW PERCENTAGE	27		MIAMI (FLA.) (02/26/14)
	1.000	(12-12)	LIBERTY (11/23/13)
REBOUNDS	.880	(22-25)	at Tennessee (12/30/13)
	40		WISCONSIN (12/04/13)
ASSISTS	39		NORTH CAROLINA (01/20/14)
	18		at Tennessee (12/30/13)
STEALS	18		at Green Bay (12/07/13)
	12		at Green Bay (12/07/13)
BLOCKED SHOTS	9		vs Davidson (11/16/13)
	9		VCU (11/12/13)
	9		FLORIDA STATE (01/18/14)
TURNOVERS	8		at NC State (01/11/14)
	8		at Florida State (01/04/14)
	8		HAMPTON (11/26/13)
	20		at Notre Dame (01/28/14)
FOULS	19		LIBERTY (11/23/13)
	29		vs Duke (03/16/14)
	28		BOSTON COLLEGE (02/05/14)
	28		at Florida State (01/04/14)

2013-14 Virginia Basketball
Virginia High/Low Analysis (as of Mar 18, 2014)
All games

Virginia - GAME LOWS

POINTS	38		WISCONSIN (12/04/13)
	48		at Pitt (02/02/14)
	51		vs Pitt (03/15/14)
	52		at Tennessee (12/30/13)
	56		VCU (11/12/13)
FIELD GOALS MADE	11		WISCONSIN (12/04/13)
	18		VCU (11/12/13)
	18		NORFOLK STATE (12/23/13)
	18		at Tennessee (12/30/13)
FIELD GOAL ATTEMPTS	40		NORFOLK STATE (12/23/13)
	44		vs SMU (11/29/13)
	44		NOTRE DAME (02/22/14)
	44		MIAMI (FLA.) (02/26/14)
FIELD GOAL PERCENTAGE	.234	(11-47)	WISCONSIN (12/04/13)
	.327	(18-55)	at Tennessee (12/30/13)
3 PT FIELD GOALS MADE	1		VCU (11/12/13)
	1		WISCONSIN (12/04/13)
3 PT FG ATTEMPTS	8		VCU (11/12/13)
	10		NORFOLK STATE (12/23/13)
	10		at Duke (01/13/14)
3 PT FG PERCENTAGE	.091	(1-11)	WISCONSIN (12/04/13)
	.125	(1-8)	VCU (11/12/13)
FREE THROWS MADE	4		NAVY (11/19/13)
	6		LIBERTY (11/23/13)
	6		at Pitt (02/02/14)
	6		vs Pitt (03/15/14)
	6		vs Pitt (03/15/14)
FREE THROW ATTEMPTS	7		vs Pitt (03/15/14)
	9		NOTRE DAME (02/22/14)
FREE THROW PERCENTAGE	.364	(4-11)	NAVY (11/19/13)
	.500	(6-12)	at Pitt (02/02/14)
	.500	(7-14)	JAMES MADISON (11/08/13)
REBOUNDS	26		at Notre Dame (01/28/14)
	27		vs Pitt (03/15/14)
ASSISTS	6		WISCONSIN (12/04/13)
	6		at Duke (01/13/14)
STEALS	1		at Clemson (02/15/14)
	1		NOTRE DAME (02/22/14)
BLOCKED SHOTS	1		JAMES MADISON (11/08/13)
	1		vs SMU (11/29/13)
	1		at Duke (01/13/14)
	1		BOSTON COLLEGE (02/05/14)
TURNOVERS	6		at Florida State (01/04/14)
	6		BOSTON COLLEGE (02/05/14)
	6		MARYLAND (02/10/14)
	6		SYRACUSE (03/01/14)
FOULS	10		NAVY (11/19/13)
	11		MARYLAND (02/10/14)

2013-14 Virginia Basketball
Virginia High/Low Analysis (as of Mar 18, 2014)
All games

Opponent - GAME LOWS

POINTS	40		HAMPTON (11/26/13)
	40		MIAMI (FLA.) (02/26/14)
	41		JAMES MADISON (11/08/13)
	42		NAVY (11/19/13)
	43		NORTHERN IOWA (12/21/13)
FIELD GOALS MADE	12		MIAMI (FLA.) (02/26/14)
	13		at NC State (01/11/14)
FIELD GOAL ATTEMPTS	42		VIRGINIA TECH (01/25/14)
	42		at Clemson (02/15/14)
FIELD GOAL PERCENTAGE	.261	(12-46)	MIAMI (FLA.) (02/26/14)
	.288	(15-52)	WISCONSIN (12/04/13)
3 PT FIELD GOALS MADE	0		MIAMI (FLA.) (02/26/14)
	2		HAMPTON (11/26/13)
	2		NORTHERN IOWA (12/21/13)
	2		at NC State (01/11/14)
	10		at NC State (01/11/14)
3 PT FG ATTEMPTS	10		at NC State (01/11/14)
	10		vs Florida State (03/14/14)
3 PT FG PERCENTAGE	.000	(0-12)	MIAMI (FLA.) (02/26/14)
	.105	(2-19)	NORTHERN IOWA (12/21/13)
FREE THROWS MADE	2		NOTRE DAME (02/22/14)
	3		NAVY (11/19/13)
	3		NORTHERN IOWA (12/21/13)
	3		at Georgia Tech (02/08/14)
	6		JAMES MADISON (11/08/13)
FREE THROW ATTEMPTS	6		NAVY (11/19/13)
	6		HAMPTON (11/26/13)
	6		at Georgia Tech (02/08/14)
FREE THROW PERCENTAGE	.231	(3-13)	at Georgia Tech (02/08/14)
	.286	(2-7)	NOTRE DAME (02/22/14)
REBOUNDS	19		NAVY (11/19/13)
	20		at Clemson (02/15/14)
ASSISTS	3		NORTHERN IOWA (12/21/13)
	3		MIAMI (FLA.) (02/26/14)
STEALS	1		at NC State (01/11/14)
	1		NOTRE DAME (02/22/14)
BLOCKED SHOTS	0		vs Missouri State (11/30/13)
	0		NOTRE DAME (02/22/14)
TURNOVERS	5		at Clemson (02/15/14)
	5		SYRACUSE (03/01/14)
FOULS	9		NAVY (11/19/13)
	10		NOTRE DAME (02/22/14)

Individual Career History

Justin Anderson

Season	gp-gs	min/avg	Total		3-Point		F-Throws		Rebounds				Scoring							
			fg-fga	pct	fg-fga	pct	ft-fta	pct	off	def	tot	avg	pf	fo	ast	to	blk	stl	pts	avg
2012-13	35-17	841/24.0	89-212	.420	20-66	.303	68-89	.764	32	84	116	3.3	49	0	81	43	42	30	266	7.6
2013-14	34-5	740/21.8	91-222	.410	29-96	.302	66-92	.717	24	87	111	3.3	54	1	49	48	25	12	277	8.1
TOTAL	69-22	1581/22.9	180-434	.415	49-162	.302	134-181	.740	56	171	227	3.3	103	1	130	91	67	42	543	7.9

Darion Atkins

Season	gp-gs	min/avg	Total		3-Point		F-Throws		Rebounds				Scoring							
			fg-fga	pct	fg-fga	pct	ft-fta	pct	off	def	tot	avg	pf	fo	ast	to	blk	stl	pts	avg
2011-12	27-0	275/10.2	25-43	.581	0-0	.000	11-19	.579	23	39	62	2.3	50	1	3	5	19	12	61	2.3
2012-13	26-12	407/15.7	53-108	.491	0-0	.000	15-25	.600	28	53	81	3.1	41	1	9	22	28	11	121	4.7
2013-14	34-3	376/11.1	44-91	.484	0-0	.000	19-34	.559	31	47	78	2.3	46	0	11	23	19	6	107	3.1
TOTAL	87-15	1058/12.2	122-242	.504	0-0	.000	45-78	.577	82	139	221	2.5	137	2	23	50	66	29	289	3.3

Malcolm Brogdon

Season	gp-gs	min/avg	Total		3-Point		F-Throws		Rebounds				Scoring							
			fg-fga	pct	fg-fga	pct	ft-fta	pct	off	def	tot	avg	pf	fo	ast	to	blk	stl	pts	avg
2011-12	28-1	626/22.4	63-159	.396	22-68	.324	40-50	.800	14	64	78	2.8	38	0	38	44	3	14	188	6.7
2013-14	34-34	1060/31.2	140-333	.420	41-112	.366	108-124	.871	32	157	189	5.6	66	0	89	50	5	39	429	12.6
TOTAL	62-35	1686/27.2	203-492	.413	63-180	.350	148-174	.851	46	221	267	4.3	104	0	127	94	8	53	617	10.0

Maleek Frazier

Season	gp-gs	min/avg	Total		3-Point		F-Throws		Rebounds				Scoring							
			fg-fga	pct	fg-fga	pct	ft-fta	pct	off	def	tot	avg	pf	fo	ast	to	blk	stl	pts	avg
2013-14	12-0	23/1.9	0-4	.000	0-1	.000	0-0	.000	0	2	2	0.2	4	0	2	4	1	1	0	0.0
TOTAL	12-0	23/1.9	0-4	.000	0-1	.000	0-0	.000	0	2	2	0.2	4	0	2	4	1	1	0	0.0

Anthony Gill

Season	gp-gs	min/avg	Total		3-Point		F-Throws		Rebounds				Scoring							
			fg-fga	pct	fg-fga	pct	ft-fta	pct	off	def	tot	avg	pf	fo	ast	to	blk	stl	pts	avg
2013-14	34-6	666/19.6	98-167	.587	0-0	.000	89-142	.627	48	86	134	3.9	71	0	15	37	15	10	285	8.4
TOTAL	34-6	666/19.6	98-167	.587	0-0	.000	89-142	.627	48	86	134	3.9	71	0	15	37	15	10	285	8.4

Joe Harris

Season	gp-gs	min/avg	Total		3-Point		F-Throws		Rebounds				Scoring							
			fg-fga	pct	fg-fga	pct	ft-fta	pct	off	def	tot	avg	pf	fo	ast	to	blk	stl	pts	avg
2010-11	31-25	910/29.4	107-256	.418	65-156	.417	44-58	.759	35	100	135	4.4	69	2	39	49	11	27	323	10.4
2011-12	32-31	969/30.3	121-274	.442	49-129	.380	71-92	.772	29	95	124	3.9	68	2	55	46	12	23	362	11.3
2012-13	35-35	1139/32.5	191-408	.468	77-181	.425	111-150	.740	30	111	141	4.0	82	2	76	70	17	31	570	16.3
2013-14	34-34	973/28.6	134-306	.438	66-162	.407	65-101	.644	22	76	98	2.9	80	0	77	45	8	33	399	11.7
TOTAL	132-125	3991/30.2	553-1244	.445	257-628	.409	291-401	.726	116	382	498	3.8	299	6	247	210	48	114	1654	12.5

Jeff Jones

Season	gp-gs	min/avg	Total		3-Point		F-Throws		Rebounds				Scoring							
			fg-fga	pct	fg-fga	pct	ft-fta	pct	off	def	tot	avg	pf	fo	ast	to	blk	stl	pts	avg
2013-14	10-0	21/2.1	1-3	.333	0-1	.000	1-3	.333	0	5	5	0.5	0	0	0	1	1	1	3	0.3
TOTAL	10-0	21/2.1	1-3	.333	0-1	.000	1-3	.333	0	5	5	0.5	0	0	0	1	1	1	3	0.3

Teven Jones

Season	gp-gs	min/avg	Total		3-Point		F-Throws		Rebounds				Scoring							
			fg-fga	pct	fg-fga	pct	ft-fta	pct	off	def	tot	avg	pf	fo	ast	to	blk	stl	pts	avg
2012-13	30-9	405/13.5	27-72	.375	11-30	.367	22-27	.815	1	20	21	0.7	49	0	34	27	2	14	87	2.9
2013-14	26-0	121/4.7	4-22	.182	0-7	.000	6-16	.375	2	3	5	0.2	10	0	8	1	0	4	14	0.5
TOTAL	56-9	526/9.4	31-94	.330	11-37	.297	28-43	.651	3	23	26	0.5	59	0	42	28	2	18	101	1.8

Individual Career History

Caid Kirven

Season	gp-gs	min/avg	Total		3-Point		F-Throws		Rebounds				Scoring								
			fg-fga	pct	fg-fga	pct	ft-fta	pct	off	def	tot	avg	pf	fo	ast	to	blk	stl	pts	avg	
2012-13	6-0	13/2.2	0-2	.000	0-0	.000	0-0	.000	0	3	3	0.5	1	0	0	3	0	0	0	0	
2013-14	13-0	27/2.1	2-4	.500	0-0	.000	0-0	.000	1	1	2	0.2	1	0	0	1	0	0	0	4	0.3
TOTAL	19-0	40/2.1	2-6	.333	0-0	.000	0-0	.000	1	4	5	0.3	2	0	0	4	0	0	0	4	0.2

Akil Mitchell

Season	gp-gs	min/avg	Total		3-Point		F-Throws		Rebounds				Scoring							
			fg-fga	pct	fg-fga	pct	ft-fta	pct	off	def	tot	avg	pf	fo	ast	to	blk	stl	pts	avg
2010-11	29-1	438/15.1	27-80	.338	1-8	.125	15-29	.517	22	64	86	3.0	51	1	24	17	6	18	70	2.4
2011-12	32-15	705/22.0	52-103	.505	0-0	.000	27-53	.509	39	102	141	4.4	71	1	27	26	10	21	131	4.1
2012-13	35-35	1069/30.5	177-325	.545	0-2	.000	106-153	.693	94	218	312	8.9	74	0	52	63	14	45	460	13.1
2013-14	34-33	878/25.8	99-176	.563	0-1	.000	41-96	.427	69	173	242	7.1	62	0	42	45	17	27	239	7.0
TOTAL	130-84	3090/23.8	355-684	.519	1-11	.091	189-331	.571	224	557	781	6.0	258	2	145	151	47	111	900	6.9

Evan Nolte

Season	gp-gs	min/avg	Total		3-Point		F-Throws		Rebounds				Scoring							
			fg-fga	pct	fg-fga	pct	ft-fta	pct	off	def	tot	avg	pf	fo	ast	to	blk	stl	pts	avg
2012-13	35-8	694/19.8	65-157	.414	42-108	.389	26-33	.788	21	63	84	2.4	78	2	36	21	16	27	198	5.7
2013-14	29-0	261/9.0	21-59	.356	15-48	.313	15-22	.682	5	15	20	0.7	23	0	8	9	3	7	72	2.5
TOTAL	64-8	955/14.9	86-216	.398	57-156	.365	41-55	.745	26	78	104	1.6	101	2	44	30	19	34	270	4.2

London Perrantes

Season	gp-gs	min/avg	Total		3-Point		F-Throws		Rebounds				Scoring							
			fg-fga	pct	fg-fga	pct	ft-fta	pct	off	def	tot	avg	pf	fo	ast	to	blk	stl	pts	avg
2013-14	34-30	1000/29.4	53-142	.373	32-76	.421	38-45	.844	8	70	78	2.3	59	0	128	38	3	32	176	5.2
TOTAL	34-30	1000/29.4	53-142	.373	32-76	.421	38-45	.844	8	70	78	2.3	59	0	128	38	3	32	176	5.2

Thomas Rogers

Season	gp-gs	min/avg	Total		3-Point		F-Throws		Rebounds				Scoring								
			fg-fga	pct	fg-fga	pct	ft-fta	pct	off	def	tot	avg	pf	fo	ast	to	blk	stl	pts	avg	
2010-11	6-0	8/1.3	0-2	.000	0-2	.000	0-0	.000	0	0	0	0.0	0	0	0	0	0	0	0	0	0.0
2011-12	7-0	19/2.7	0-6	.000	0-6	.000	0-0	.000	0	3	3	0.4	3	0	1	1	0	0	0	0	0.0
2012-13	10-0	22/2.2	0-7	.000	0-3	.000	0-2	.000	0	5	5	0.5	2	0	2	2	0	0	0	0	0.0
2013-14	15-0	30/2.0	3-6	.500	3-5	.600	1-2	.500	0	6	6	0.4	1	0	1	4	0	0	10	0.7	
TOTAL	38-0	79/2.1	3-21	.143	3-16	.188	1-4	.250	0	14	14	0.4	6	0	4	7	0	0	10	0.3	

Mike Tobey

Season	gp-gs	min/avg	Total		3-Point		F-Throws		Rebounds				Scoring							
			fg-fga	pct	fg-fga	pct	ft-fta	pct	off	def	tot	avg	pf	fo	ast	to	blk	stl	pts	avg
2012-13	30-2	416/13.9	87-164	.530	3-5	.600	27-34	.794	34	52	86	2.9	40	0	13	21	18	3	204	6.8
2013-14	34-25	619/18.2	91-192	.474	0-2	.000	38-56	.679	69	61	130	3.8	67	0	11	34	37	9	220	6.5
TOTAL	64-27	1035/16.2	178-356	.500	3-7	.429	65-90	.722	103	113	216	3.4	107	0	24	55	55	12	424	6.6

Rob Vozenilek

Season	gp-gs	min/avg	Total		3-Point		F-Throws		Rebounds				Scoring							
			fg-fga	pct	fg-fga	pct	ft-fta	pct	off	def	tot	avg	pf	fo	ast	to	blk	stl	pts	avg
2011-12	7-0	17/2.4	0-5	.000	0-0	.000	1-2	.500	0	0	0	0.0	1	0	0	0	0	1	1	0.1
2013-14	12-0	30/2.5	3-6	.500	1-2	.500	0-1	.000	1	5	6	0.5	2	0	4	3	1	0	7	0.6
TOTAL	19-0	47/2.5	3-11	.273	1-2	.500	1-3	.333	1	5	6	0.3	3	0	4	3	1	1	8	0.4



Official Basketball Box Score - Game Totals - Final Statistics
James Madison vs Virginia
11/08/13 7 p.m. at Charlottesville, Va. (JPJ)



James Madison 41 • 0-1

#	Player	Total			3-Ptr			Rebounds			PF	TP	A	TO	Blk	Stl	Min
		FG-FGA	FG-FGA	FT-FTA	FG-FGA	FG-FGA	FT-FTA	Off	Def	Total							
11	Andrew Semenov	f	3-12	1-5	1-2	1	4	5	1	8	0	3	1	2	30		
13	Tom Vodanovich	f	4-9	3-7	0-0	0	4	4	2	11	2	2	0	0	38		
22	Taylor Bessick	f	0-0	0-0	0-0	0	0	0	5	0	0	0	0	0	9		
02	Ron Curry	g	3-7	1-5	2-2	0	4	4	2	9	4	2	0	3	33		
04	Charles Cooke	g	4-8	1-4	0-0	0	0	0	2	9	2	1	1	1	25		
10	Jackson Kent	f	1-3	0-1	2-2	0	4	4	2	4	0	1	0	1	21		
14	Christian Pierce	f	0-0	0-0	0-0	0	0	0	0	0	0	0	0	0	1		
40	Yohanny Dalembert	f	0-3	0-0	0-0	0	6	6	0	0	0	3	2	0	28		
56	Ivan Lukic	f	0-6	0-3	0-0	1	1	2	1	0	0	1	0	0	15		
Team						0	2	2									
Totals			15-48	6-25	5-6	2	25	27	15	41	8	13	4	7	200		

FG % 1st Half: 5-25 20.0% 2nd half: 10-23 43.3% Game: 15-48 31.3%
3FG % 1st Half: 3-14 21.4% 2nd half: 3-11 27.3% Game: 6-25 24.0%
FT % 1st Half: 1-2 50.0% 2nd half: 4-4 100.0% Game: 5-6 83.3%

Virginia 61 • 1-0

#	Player	Total			3-Ptr			Rebounds			PF	TP	A	TO	Blk	Stl	Min
		FG-FGA	FG-FGA	FT-FTA	FG-FGA	FG-FGA	FT-FTA	Off	Def	Total							
13	Anthony Gill	f	5-5	0-0	3-5	0	2	2	0	13	0	1	1	0	20		
25	Akil Mitchell	f	3-7	0-0	1-4	1	2	3	1	7	3	0	0	0	22		
01	Justin Anderson	g	2-6	0-4	1-3	0	3	3	1	5	1	3	0	1	19		
12	Joe Harris	g	2-6	1-4	0-0	1	6	7	0	5	1	2	0	0	25		
16	Malcolm Brogdon	g	3-6	3-4	0-0	0	6	6	1	9	1	2	0	2	26		
04	Maleek Frazier	f	0-0	0-0	0-0	0	0	0	0	0	0	0	0	0	1		
06	Tevan Jones	g	0-2	0-1	0-0	0	0	0	2	0	0	0	0	0	6		
10	Mike Tobey	g	5-9	0-0	0-0	3	0	3	0	10	1	1	0	0	18		
11	Evan Nolte	f	1-4	0-3	0-0	0	1	1	3	2	0	0	0	1	16		
21	Rob Vozenilek	f	0-0	0-0	0-0	0	0	0	0	0	0	0	0	0	1		
23	London Perrantes	f	0-2	0-1	2-2	0	2	2	2	2	1	0	0	2	25		
24	Caid Kirven	f	0-0	0-0	0-0	0	0	0	0	0	0	0	0	0	1		
30	Thomas Rogers	f	0-2	0-1	0-0	0	1	1	0	0	0	0	0	0	1		
32	Darion Atkins	f	4-10	0-0	0-0	4	7	11	2	8	1	0	0	1	18		
34	Jeff Jones	f	0-1	0-0	0-0	0	1	1	0	0	0	0	0	0	1		
Team						5	0	5									
Totals			25-60	4-18	7-14	14	31	45	12	61	9	9	1	7	200		

FG % 1st Half: 12-27 44.4% 2nd half: 13-33 39.4% Game: 25-60 41.7%
3FG % 1st Half: 3-11 27.3% 2nd half: 1-7 14.3% Game: 4-18 22.2%
FT % 1st Half: 5-7 71.4% 2nd half: 2-7 28.6% Game: 7-14 50.0%

Officials: Roger Ayers (R), Tim Ebersole, Jeff Nichols
Technical fouls: James Madison-None, Virginia-None.
Attendance: 11934
JMU: Bessick fouled out at 11:47 (1)

Score by periods	1st	2nd	Total
James Madison	14	27	41
Virginia	32	29	61

Lead FG - JMU 2nd-02:59, VA 2nd-01:58
Largest lead - JMU None, VA by 29 2nd-10:43

Official Basketball Box Score - Game Totals - Final Statistics
Virginia vs Davidson
11/16/13 12:00 PM at Charlotte, N.C. - TWC Arena

Virginia 70 • 2-1

#	Player	Total			3-Ptr			Rebounds			PF	TP	A	TO	Blk	Stl	Min
		FG-FGA	FG-FGA	FT-FTA	FG-FGA	FG-FGA	FT-FTA	Off	Def	Total							
12	Joe Harris	*	0-4	0-2	1-2	2	2	4	1	1	1	3	1	2	30		
13	Anthony Gill	*	2-4	0-0	1-3	1	0	1	3	5	0	3	0	0	17		
16	Malcolm Brogdon	*	7-10	1-1	2-2	1	6	7	3	17	2	1	1	2	29		
23	London Perrantes	*	1-5	1-4	2-2	0	2	2	0	5	5	0	0	0	32		
26	Akil Mitchell	*	4-5	0-0	3-4	3	6	9	2	11	0	6	0	1	24		
01	Justin Anderson		3-5	2-3	4-4	0	8	8	2	12	1	1	0	0	24		
06	Tevan Jones		0-0	0-0	0-0	0	0	0	0	0	0	0	0	0	4		
10	Mike Tobey		8-11	0-0	2-2	5	2	7	1	18	0	3	2	1	26		
11	Evan Nolte		0-1	0-1	1-2	0	0	0	1	1	0	0	0	0	4		
24	Caid Kirven		0-0	0-0	0-0	0	0	0	0	0	0	0	0	0	1		
30	Thomas Rogers		0-0	0-0	0-0	0	0	0	0	0	0	0	0	0	1		
32	Darion Atkins		0-3	0-0	0-0	2	4	0	0	0	1	0	0	0	8		
Team						0	0	0									
Totals			25-48	4-11	16-21	14	28	42	13	70	10	17	4	6	200		

FG % 1st Half: 13-24 54.2% 2nd half: 12-24 50.0% Game: 25-48 52.1%
3FG % 1st Half: 2-6 33.3% 2nd half: 2-5 40.0% Game: 4-11 36.4%
FT % 1st Half: 1-3 33.3% 2nd half: 15-18 83.3% Game: 16-21 76.2%

Davidson 57 • 0-3

#	Player	Total			3-Ptr			Rebounds			PF	TP	A	TO	Blk	Stl	Min
		FG-FGA	FG-FGA	FT-FTA	FG-FGA	FG-FGA	FT-FTA	Off	Def	Total							
03	SULLIVAN, Brian	*	5-11	3-8	0-0	1	0	1	1	13	1	2	0	1	38		
04	KALINOSKI, Tyler	*	4-8	3-4	2-2	7	4	11	1	13	3	1	0	2	37		
23	DRONEY, Tom	*	3-8	2-5	1-2	2	3	5	4	9	2	4	0	0	33		
24	BROOKS, De'Mon	*	4-15	2-3	3-4	3	0	3	4	13	1	3	1	2	36		
36	CZERAPOWICZ, Chris	*	2-12	1-6	1-2	2	2	4	1	6	2	1	0	0	29		
05	BARHAM, Jordan		1-1	0-0	1-2	0	0	0	2	3	0	0	0	3	6		
12	GIBBS, Jack		0-4	0-2	0-0	0	1	1	0	0	0	0	0	1	10		
13	AASE, Joe		0-1	0-1	0-0	0	0	0	0	0	0	0	0	0	3		
22	MACKEY, Ali		0-0	0-0	0-0	0	0	0	3	0	0	0	0	3			
40	MCALIFFE, Andrew		0-2	0-0	0-0	0	1	1	0	0	0	1	1	0	5		
Team						3	1	4									
Totals			19-62	11-29	8-12	18	12	30	16	57	9	12	2	9	200		

FG % 1st Half: 10-30 33.3% 2nd half: 9-32 28.1% Game: 19-62 30.6%
3FG % 1st Half: 7-17 41.2% 2nd half: 4-12 33.3% Game: 11-29 37.9%
FT % 1st Half: 0-0 0.0% 2nd half: 8-12 66.7% Game: 8-12 66.7%

Officials: Gary Maxwell, Alan Spainhour, Tony Dawkins
Technical fouls: Virginia-None, Davidson-None.
Attendance: 5216

Score by periods	1st	2nd	Total
Virginia	29	41	70
Davidson	27	30	57



Official Basketball Box Score - Game Totals - Final Statistics
VCU vs Virginia
11/12/13 7 p.m. at Charlottesville, Va. (JPJ)



VCU 59 • 2-0

#	Player	Total			3-Ptr			Rebounds			PF	TP	A	TO	Blk	Stl	Min
		FG-FGA	FG-FGA	FT-FTA	FG-FGA	FG-FGA	FT-FTA	Off	Def	Total							
14	Terrance Shannon	f	1-3	0-0	1-5	0	1	1	4	3	0	0	1	0	19		
15	Juvonte Reddic	f	4-6	1-1	0-0	1	4	5	4	9	1	1	0	1	22		
22	Brianne Weber	g	2-6	0-1	0-2	0	4	4	2	4	2	2	0	2	38		
11	Rob Brandenberg	g	3-8	1-2	0-0	1	1	2	2	7	3	1	0	3	25		
21	Trevon Grubham	g	8-15	2-5	4-7	0	3	3	1	22	1	2	0	2	32		
01	JeQuan Lewis	f	2-5	0-0	1-1	0	2	2	1	5	0	2	0	0	12		
05	Doug Brooks	f	0-1	0-1	0-0	0	1	1	0	0	0	0	0	0	1		
12	Mo Aile-Cox	f	0-1	0-0	0-0	0	1	1	3	0	0	0	0	0	11		
20	Jordan Burgess	f	2-5	1-3	0-0	0	1	1	4	5	0	2	0	0	17		
23	Jarred Guest	f	0-2	0-0	0-0	0	1	1	2	2	0	1	1	1	10		
32	Melvin Johnson	f	2-6	0-1	0-0	1	1	2	4	4	0	2	0	0	13		
Team						4	0	4									
Totals			24-58	5-14	6-15	8	20	28	27	59	7	13	2	9	200		

FG % 1st Half: 9-27 33.3% 2nd half: 15-31 48.4% Game: 24-58 41.4%
3FG % 1st Half: 1-4 25.0% 2nd half: 4-10 40.0% Game: 5-14 35.7%
FT % 1st Half: 5-8 62.5% 2nd half: 1-7 14.3% Game: 6-15 40.0%

Virginia 56 • 1-1

#	Player	Total			3-Ptr			Rebounds			PF	TP	A	TO	Blk	Stl	Min
		FG-FGA	FG-FGA	FT-FTA	FG-FGA	FG-FGA	FT-FTA	Off	Def	Total							
13	Anthony Gill	f	0-0	0-0	0-0	0	4	4	3	0	0	1	0				



Official Basketball Box Score - Game Totals - Final Statistics
 Liberty vs Virginia
 11/23/13 4 p.m. at Charlottesville, Va. (JPJ)



Liberty 53 - 1-4

#	Player	Total			3-Ptr			Rebounds			PF	TP	A	TO	Blk	Stl	Min
		FG	FGA	FT	FTA	Off	Def	Total									
11	Andrew Smith	f	1-3	0-0	4-4	0	2	2	2	0	1	2	1	0	0	23	
12	Tomasz Gielo	f	2-4	2-2	0-0	0	5	2	0	2	0	2	0	1	0	31	
32	Jr Coronado	f	0-1	0-0	0-0	2	1	3	3	0	1	2	0	0	0	21	
01	Davon Marshall	g	4-12	3-8	4-4	0	3	3	0	15	3	3	0	0	0	36	
33	John Caleb Sanders	g	3-5	2-4	0-0	0	4	4	3	8	2	4	0	0	0	24	
00	Devon Pekas	g	0-0	0-0	0-0	0	0	0	0	0	0	0	0	0	0	1	
03	Cassey Roberts	g	0-0	0-0	0-0	0	0	0	0	0	0	1	0	0	0	3	
04	Wesley Alcegaire	g	1-1	0-0	0-0	0	1	1	0	2	0	0	0	0	0	2	
10	Chad Dingley	g	0-1	0-0	0-0	0	0	0	0	0	0	0	0	0	0	2	
15	Elhan Lyster	g	0-0	0-0	0-0	0	0	0	0	0	0	1	0	0	0	7	
21	Joel Vander Pul	g	1-3	0-0	0-0	0	3	3	1	2	2	2	0	1	0	12	
23	Joe Retic	g	0-4	0-0	2-2	0	1	1	0	2	2	2	0	2	0	16	
24	Antwan Burnas	g	5-10	0-0	2-2	3	0	3	1	12	0	0	0	0	0	23	
42	Sommy Oguiwe	g	0-0	0-0	0-0	0	0	0	0	0	0	0	0	0	0	1	
Team						3	0	3									
Totals			17-44	7-14	12-12	8	20	28	12	53	0	10	1	4	0	202	
FG % 1st Half:		9-21	42.0%	2nd half:	8-23	34.8%	Game:		17-44	38.0%	Rebounds						
3FG % 1st Half:		4-7	57.1%	2nd half:	3-7	42.9%	Game:		7-14	50.0%	PF						
FT % 1st Half:		4-4	100.0%	2nd half:	8-8	100.0%	Game:		12-12	100.0%	TP						

Virginia 75 - 4-1

#	Player	Total			3-Ptr			Rebounds			PF	TP	A	TO	Blk	Stl	Min
		FG	FGA	FT	FTA	Off	Def	Total									
10	Mike Tobey	f	1-3	0-0	0-0	1	3	4	1	2	0	0	1	0	0	17	
25	Akil Mitchell	f	4-7	0-0	0-0	0	3	3	2	8	2	0	0	0	3	19	
12	Joe Harris	g	3-9	1-4	2-2	1	3	4	2	9	2	0	0	0	0	24	
15	Malcolm Brogdon	g	5-9	2-5	0-0	0	2	2	1	12	1	2	0	1	0	28	
23	London Perrantes	g	1-4	1-2	0-0	0	0	0	4	3	6	0	0	0	0	24	
01	Justin Anderson	g	3-8	2-5	1-2	3	2	5	0	9	4	1	0	1	0	17	
04	Maleek Frazier	g	0-0	0-0	0-0	0	0	0	0	1	0	0	0	0	0	3	
05	Teven Jones	g	0-0	0-0	0-0	0	0	0	0	0	0	0	0	0	0	3	
11	Evan Nolte	g	2-3	2-3	0-0	0	0	0	0	0	1	0	0	0	0	12	
13	Anthony Gill	g	0-10	0-0	1-2	1	1	2	0	13	2	0	2	1	0	22	
10	Rob Voznesniak	g	1-4	0-0	0-0	0	0	0	1	2	0	1	0	0	4		
24	Caid Kirven	g	0-0	0-0	0-0	0	0	0	0	0	0	0	0	0	0	4	
30	Thomas Rogers	g	1-1	1-1	1-2	0	1	1	1	4	0	1	0	0	0	4	
32	Darion Atkins	g	3-6	0-0	1-3	6	3	9	1	7	2	3	0	0	0	20	
34	Jeff Jones	g	0-1	0-1	0-0	0	0	0	0	0	0	1	0	0	0	2	
Team						4	1	5									
Totals			30-62	9-21	8-11	16	19	35	14	75	21	0	4	0	0	202	
FG % 1st Half:		12-30	40.0%	2nd half:	15-32	46.9%	Game:		30-62	48.4%	Rebounds						
3FG % 1st Half:		5-11	45.5%	2nd half:	4-10	40.0%	Game:		9-21	42.9%	PF						
FT % 1st Half:		3-6	50.0%	2nd half:	3-6	50.0%	Game:		8-11	72.7%	TP						

Officials: Raymond Shyne (R), William Humes, Tony Dawkins
 Technical fouls: Liberty-TEAM, Virginia-None.
 Attendance: 10941
 Technical foul on Liberty bench at 3:32 (0)

Score by periods	1st	2nd	Total
Liberty	25	27	52
Virginia	32	43	75

Last FG - LIBERTY 2nd-00:14, VA 2nd-01:19
 Largest lead - LIBERTY None, VA by 32 2nd-00:32
 Score tied - 1 time.
 Lead changed - 0 times.



Official Basketball Box Score - Game Totals - Final Statistics
 Hampton vs Virginia
 11/26/13 7 p.m. at Charlottesville, Va. (JPJ)



Hampton 40 - 2-4

#	Player	Total			3-Ptr			Rebounds			PF	TP	A	TO	Blk	Stl	Min
		FG	FGA	FT	FTA	Off	Def	Total									
05	Emmanuel Okonoba	f	4-8	0-0	0-0	0	4	4	3	8	0	7	1	1	0	28	
20	DuVaughn Maxwell	f	1-4	0-0	0-0	0	1	1	2	2	0	0	0	0	0	10	
11	Deron Powers	g	3-12	0-0	0-0	0	1	1	1	2	0	2	4	0	0	33	
14	Brian Darden	g	0-2	0-1	0-0	0	0	0	1	0	0	2	0	0	0	14	
21	Ke'Ran Brown	g	0-2	0-0	1-2	0	3	3	3	1	0	0	0	0	0	28	
04	Lawrence Cooks	g	0-2	0-1	0-0	0	0	0	1	0	0	1	0	1	0	7	
22	Miles Jackson	g	0-1	0-0	0-0	0	1	1	0	0	0	0	0	0	0	2	
23	Dwight Meikle	g	5-11	0-0	2-2	1	3	4	3	12	2	1	0	0	0	27	
24	Ramon Mercado	g	3-7	2-5	1-2	1	1	2	1	9	0	0	0	0	0	22	
25	Reggie Price	g	0-3	0-3	0-0	0	0	0	1	0	0	1	0	0	0	13	
32	Adams Dionele	g	1-2	0-0	0-0	0	1	1	2	0	0	1	1	0	0	11	
33	Phillip Reed	g	0-0	0-0	0-0	0	0	0	0	0	0	0	0	0	0	4	
Team						2	4	6									
Totals			17-52	2-4	4-6	5	18	21	18	40	4	17	8	7	0	200	
FG % 1st Half:		8-26	30.8%	2nd half:	8-26	30.8%	Game:		17-52	32.7%	Rebounds						
3FG % 1st Half:		0-4	0.0%	2nd half:	2-10	20.0%	Game:		2-14	14.3%	PF						
FT % 1st Half:		1-1	100.0%	2nd half:	3-5	60.0%	Game:		4-6	66.7%	TP						

Virginia 69 - 5-1

#	Player	Total			3-Ptr			Rebounds			PF	TP	A	TO	Blk	Stl	Min
		FG	FGA	FT	FTA	Off	Def	Total									
25	Akil Mitchell	f	0-3	0-1	2-4	1	3	4	1	2	1	2	1	0	0	18	
10	Mike Tobey	c	1-6	0-0	2-2	0	3	3	3	4	0	3	2	0	0	15	
12	Joe Harris	g	7-7	4-4	2-3	1	1	2	2	20	3	2	0	2	0	20	
15	Malcolm Brogdon	g	2-4	1-1	0-0	0	4	4	2	5	1	0	0	0	0	15	
23	London Perrantes	g	0-2	0-0	0-0	1	5	6	2	0	4	0	0	0	0	23	
01	Justin Anderson	g	4-6	2-3	2-4	1	3	4	0	12	1	1	3	2	0	21	
04	Maleek Frazier	g	0-1	0-0	0-0	0	0	0	0	0	0	1	0	0	0	4	
05	Teven Jones	g	0-2	0-0	1-3	0	0	0	1	1	1	0	0	0	0	10	
11	Evan Nolte	g	1-3	0-2	2-3	0	1	1	1	4	0	1	0	0	0	14	
13	Anthony Gill	g	3-5	0-0	1-1	1	3	4	2	7	2	4	0	0	0	20	
21	Rob Voznesniak	g	1-1	1-1	0-1	1	4	5	0	3	2	1	0	0	0	8	
24	Caid Kirven	g	1-1	0-0	0-0	0	0	0	0	2	0	0	0	0	0	5	
30	Thomas Rogers	g	0-0	0-0	0-0	0	0	0	0	0	0	3	0	0	0	4	
32	Darion Atkins	g	3-5	0-0	1-1	2	3	5	0	7	2	0	0	0	0	20	
34	Jeff Jones	g	1-1	0-0	0-1	0	1	1	0	2	0	0	0	0	0	4	
Team						3	0	3									
Totals			24-47	8-12	13-23	11	31	42	14	60	17	18	6	0	0	200	
FG % 1st Half:		14-28	50.0%	2nd half:	10-19	52.6%	Game:		24-47	51.1%	Rebounds						
3FG % 1st Half:		5-7	71.4%	2nd half:	3-5	60.0%	Game:		8-12	66.7%	PF						
FT % 1st Half:		7-11	63.6%	2nd half:	6-12	50.0%	Game:		13-23	56.5%	TP						

Officials: Les Jones (R), Michael Roberts, Bernard Clinton
 Technical fouls: Hampton-None, Virginia-None.
 Attendance: 8870
 Corpus Christi Challenge (2nd Round)

Score by periods	1st	2nd	Total
Hampton	19	21	40
Virginia	40	29	69

Last FG - HAMPTON 2nd-01:11, VA 2nd-00:43
 Largest lead - HAMPTON by 2 1st-19:45, VA by 35 2nd-00:17
 Score tied -



Official Basketball Box Score - Game Totals - Final Statistics
Wisconsin vs Virginia
12/04/13 7 p.m. at Charlottesville, Va. (JPJ)



Wisconsin 48 - 9-0

#	Player	Total			3-Ptr			Rebounds			PF	TP	A	TO	Blk	Stl	Min
		FG-FGA	FG-FGA	FT-FTA	FG-FGA	FG-FGA	FT-FTA	Off	Def	Total							
15	Sam Dekker	f	1-8	0-4	5-8	2	3	5	1	7	0	0	0	0	0	30	
44	Frank Kaminsky	f	4-11	0-4	1-2	6	6	12	2	9	1	2	2	2	31		
01	Ben Brust	g	3-9	2-7	0-0	1	7	8	1	8	1	1	0	1	36		
12	Traevon Jackson	g	3-13	0-2	2-4	1	3	4	1	8	4	2	0	2	34		
21	Josh Gasser	g	2-2	2-2	5-6	0	5	5	3	11	0	2	0	0	35		
10	Nigel Hayes	g	1-3	0-0	0-0	1	1	2	3	2	0	0	2	0	9		
13	Duje Dukan	g	1-4	1-3	0-0	0	1	1	2	3	0	0	0	0	11		
24	Bronson Koenig	g	0-2	0-1	0-0	0	1	1	1	0	1	0	0	0	14		
Team						1	1	2									
Totals			15-52	5-23	13-20	12	26	40	14	46	7	7	4	5	200		
FG % 1st Half: 8-25		32.0%	2nd half: 7-27		25.9%	Game: 15-52		28.8%	Deadboll								
3FG % 1st Half: 2-10		20.0%	2nd half: 3-13		23.1%	Game: 5-23		21.7%	Rebounds						3,1		
FT % 1st Half: 7-8		87.5%	2nd half: 6-12		50.0%	Game: 13-20		65.0%									

Virginia 38 - 7-2

#	Player	Total			3-Ptr			Rebounds			PF	TP	A	TO	Blk	Stl	Min
		FG-FGA	FG-FGA	FT-FTA	FG-FGA	FG-FGA	FT-FTA	Off	Def	Total							
13	Anthony Gill	f	1-3	0-0	4-4	0	6	6	2	8	0	1	0	0	20		
25	Akil Mitchell	f	2-6	0-0	1-2	1	2	3	3	5	0	0	0	1	22		
12	Joe Harris	g	1-10	0-4	0-0	0	2	2	4	2	4	1	0	2	33		
15	Malcolm Brogdon	g	1-7	0-2	3-4	1	6	7	2	5	2	2	0	1	29		
23	London Perrantes	g	2-5	1-1	3-3	0	2	2	1	8	0	2	0	1	31		
01	Justin Anderson	g	0-4	0-2	2-2	0	7	7	3	2	0	0	2	0	28		
10	Mike Tobey	g	3-7	0-0	1-2	3	1	4	1	7	0	1	2	0	15		
11	Evan Nolte	g	0-3	0-2	0-0	0	0	0	0	0	0	0	0	0	10		
32	Darion Atkins	g	1-2	0-0	1-2	1	0	1	2	3	0	3	2	0	12		
Team						2	0	2									
Totals			11-47	1-11	15-19	8	26	34	18	38	6	10	6	5	200		
FG % 1st Half: 8-27		29.6%	2nd half: 3-20		15.0%	Game: 11-47		23.4%	Deadboll								
3FG % 1st Half: 1-8		12.5%	2nd half: 0-5		0.0%	Game: 1-11		0.1%	Rebounds						3,3		
FT % 1st Half: 3-6		50.0%	2nd half: 12-14		85.7%	Game: 15-19		78.9%									

Officials: Karl Hess (R), Mike Eades, Brian Dorsey
Technical fouls: Wisconsin-None, Virginia-None.
Attendance: 11142
ACC/Big Ten Challenge

Score by periods	1st	2nd	Total
Wisconsin	25	23	48
Virginia	20	18	38

Last FG - WSJ 2nd-06:24, VA 2nd-05:03.
Largest lead - WSJ by 14 2nd-16:43, VA by 4 1st-16:25.

Score tied - 4 times.
Lead changed - 6 times.

Official Basketball Box Score - Game Totals - Final Statistics
Virginia vs Green Bay
12/7/13 4:05 PM at Green Bay, Wis. (Resch Center)

Virginia 72 - 7-3

#	Player	Total			3-Ptr			Rebounds			PF	TP	A	TO	Blk	Stl	Min
		FG-FGA	FG-FGA	FT-FTA	FG-FGA	FG-FGA	FT-FTA	Off	Def	Total							
13	Anthony Gill	f	5-6	0-0	2-2	4	1	5	2	12	0	2	0	0	21		
25	Akil Mitchell	f	2-2	0-0	6-7	1	4	5	3	10	1	3	1	0	32		
32	Joe Harris	g	5-9	1-4	1-3	2	1	3	3	12	1	0	0	1	25		
15	Malcolm Brogdon	g	5-14	3-8	4-4	0	6	6	3	17	2	2	0	0	32		
23	London Perrantes	g	1-3	0-2	2-3	0	1	1	1	4	4	3	0	1	28		
01	Justin Anderson	g	3-8	1-2	3-4	0	2	2	3	10	3	2	1	0	25		
05	Tevan Jones	g	1-2	0-1	0-0	0	0	0	0	2	0	0	0	0	5		
10	Mike Tobey	g	1-2	0-0	1-2	2	3	5	1	3	0	2	1	1	15		
11	Evan Nolte	g	0-0	0-0	2-2	0	0	0	1	2	0	0	0	0	9		
32	Darion Atkins	g	0-0	0-0	0-0	0	1	1	2	0	0	0	0	0	8		
Team						1	2	3									
Totals			23-46	5-17	21-27	10	21	31	19	72	11	14	3	3	200		
FG % 1st Half: 9-18		50.0%	2nd half: 14-28		50.0%	Game: 23-46		50.0%	Deadboll								
3FG % 1st Half: 3-8		37.5%	2nd half: 2-9		22.2%	Game: 5-17		29.4%	Rebounds						1		
FT % 1st Half: 10-10		100.0%	2nd half: 11-17		64.7%	Game: 21-27		77.8%									

Green Bay 75 - 5-2

#	Player	Total			3-Ptr			Rebounds			PF	TP	A	TO	Blk	Stl	Min
		FG-FGA	FG-FGA	FT-FTA	FG-FGA	FG-FGA	FT-FTA	Off	Def	Total							
04	FOUSE, Jordan	f	3-5	0-0	0-0	1	5	6	3	6	1	1	1	8	35		
15	MAYS, Greg	f	8-14	1-2	7-10	1	4	5	1	24	1	0	0	0	31		
21	BROWN, Alec	c	4-7	1-3	0-0	0	1	1	4	9	0	1	1	1	25		
10	HUMPHREY, Josh	g	1-2	0-0	0-0	1	0	1	0	2	0	2	0	0	17		
24	SYKES, Kesler	q	6-10	2-3	7-8	2	0	2	1	21	10	2	0	1	38		
05	FULTON, Lamin	g	0-1	0-0	1-0	0	0	0	1	0	1	0	0	0	5		
12	LOVE, Carrington	g	3-5	3-4	1-2	0	2	2	4	10	2	1	0	2	22		
35	GARRETT, Vince	g	0-6	0-1	0-0	0	0	0	3	0	1	0	0	0	15		
46	LOWE, Kenneth	g	1-1	0-0	1-1	1	0	1	3	3	2	1	0	0	12		
Team						2	5	7									
Totals			26-51	7-14	16-21	8	17	25	20	75	18	8	2	12	200		
FG % 1st Half: 14-25		56.0%	2nd half: 12-26		46.2%	Game: 26-51		51.0%	Deadboll								
3FG % 1st Half: 3-8		37.5%	2nd half: 4-10		40.0%	Game: 5-17		29.4%	Rebounds						1,1		
FT % 1st Half: 6-8		75.0%	2nd half: 10-13		76.9%	Game: 16-21		76.2%									

Officials: Sean Hull, Tim Kelly, Jerry Heater
Technical fouls: Virginia-None, Green Bay-None.
Attendance: 6491

Score by periods	1st	2nd	Total
Virginia	31	41	72
Green Bay	37	38	75

Last FG - VA 2nd-00:59, GB 2nd-01:16.
Largest lead - VA by 5 1st-16:27, GB by 13 2nd-16:23.

Points
VA 28
GB 28

In Point
VA 28
GB 28

Off T/O
VA 12
GB 17

2nd Chance
VA 16
GB 11

Foul Break
VA 6
GB 11

Bench
VA 17
GB 13

Score tied - 6 times.
Lead changed - 14 times.



Official Basketball Box Score - Game Totals - Final Statistics
Northern Iowa vs Virginia
12/21/13 4 p.m. at Charlottesville, Va. (JPJ)



Northern Iowa 43 - 5-6

#	Player	Total			3-Ptr			Rebounds			PF	TP	A	TO	Blk	Stl	Min
		FG-FGA	FG-FGA	FT-FTA	FG-FGA	FG-FGA	FT-FTA	Off	Def	Total							
04	Chip Rank	f	0-3	0-3	0-0	0	2	2	0	0	0	0	0	0	16		
10	Seth Tuttle	f	6-18	0-3	2-3	7	4	11	3	14	0	3	1	0	28		
01	Deon Mitchell	g	4-9	0-2	0-0	2	3	5	3	8	1	5	0	1	31		
05	Matt Bohannon	g	0-5	0-4	0-0	0	0	0	1	0	0	0	0	1	13		
11	Wes Washburn	g	4-7	0-0	1-4	0	5	5	2	9	1	4	1	0	36		
03	Ted Friedman	g	0-0	0-0	0-0	0	1	1	0	0	0	0	0	0	2		
12	Marvin Singleton	g	0-1	0-0	0-0	0	0	0	1	0	0	0	0	0	4		
14	Nate Buss	g	3-11	1-4	0-0	1	5	6	4	7	1	0	0	0	31		
20	Jeremy Morgan	g	1-3	1-2	0-0	1	0	1	2	3	0	0	0	0	24		
21	Matt Morrison	g	0-1	0-0	0-0	0	0	0	0	0	0	0	0	0	1		
24	Max Martino	g	1-2	0-1	0-0	1	2	3	3	2	0	1	0	0	14		
Team						2	2	4									
Totals			19-60	2-19	3-7	14	24	38	19	43	3	13	2	2	200		
FG % 1st Half: 7-27		25.9%	2nd half: 12-33		36.4%	Game: 19-60		31.7%	Deadboll								
3FG % 1st Half: 1-10		10.0%	2nd half: 1-9		11.1%	Game: 2-19		10.5%	Rebounds						1,2		
FT % 1st Half: 1-1		100.0%	2nd half: 2-6		33.3%	Game: 3-7		42.9%									

Virginia 67 - 8-3

#	Player	Total			3-Ptr			Rebounds			PF	TP	A	TO	Blk	Stl	Min
		FG-FGA	FG-FGA	FT-FTA	FG-FGA	FG-FGA	FT-FTA	Off	Def	Total							
25	Akil Mitchell	f	2-6	0-0													

Official Basketball Box Score - Game Totals - Final Statistics
Virginia vs Tennessee
12/30/13 7:00 p.m. at Knoxville, Tenn. (Thompson-Boling Arena)



Virginia 52 • 9-4

#	Player	Total		3-Ptr		Rebounds			PF	TP	A	TO	Blk	Stl	Min
		FG-FGA	FT-FTA	FG-FGA	FT-FTA	Off	Def	Tot							
25	Akil Mitchell	f	2-7	0-0	0-0	6	3	9	1	4	0	1	0	0	21
32	Darion Atkins	f	0-0	0-0	2-2	0	1	1	2	2	0	0	1	0	7
01	Justin Anderson	g	4-11	0-3	3-5	0	2	2	2	11	2	2	2	0	24
12	Joe Harris	g	2-9	1-4	2-2	0	1	1	2	7	1	3	0	0	31
15	Malcolm Brogdon	g	0-5	0-2	0-0	2	4	6	2	0	2	2	0	0	21
05	Tevan Jones	g	0-0	0-0	2-2	0	0	0	0	2	1	0	0	0	7
10	Mike Tobey	g	5-10	0-0	0-0	3	4	7	2	10	0	0	2	0	29
11	Evan Nolte	g	1-2	1-2	4-4	0	1	1	1	7	0	2	0	0	10
13	Anthony Gill	g	3-4	0-0	1-2	0	3	3	4	7	0	1	0	0	22
23	London Perrantes	g	1-7	0-1	0-0	1	1	2	3	2	2	1	0	0	28
Team						1	0	1							
Totals			18-55	2-12	14-17	13	20	33	19	52	8	12	5	2	200

FG % 1st Half: 9-28 32.1% 2nd half: 9-27 33.3% Game: 18-55 32.7% Deedball Rebounds 1
 3FG % 1st Half: 1-6 16.7% 2nd half: 1-6 16.7% Game: 2-12 16.7%
 FT % 1st Half: 7-9 77.8% 2nd half: 7-8 87.5% Game: 14-17 82.4%

Tennessee 87 • 8-4

#	Player	Total		3-Ptr		Rebounds			PF	TP	A	TO	Blk	Stl	Min
		FG-FGA	FT-FTA	FG-FGA	FT-FTA	Off	Def	Tot							
05	Stokes, Jamell	f	4-10	0-0	12-14	2	3	5	1	20	1	0	0	2	33
34	Maymon, Jeronne	f	2-6	0-0	2-2	1	4	5	3	6	2	3	0	2	24
01	Richardson, Josh	g	8-9	4-4	0-0	0	2	2	3	20	1	2	2	1	21
02	Barton, Antonio	g	5-6	3-4	1-1	1	4	5	1	14	2	0	0	0	27
52	McRae, Jordan	g	6-10	3-4	6-6	2	3	5	1	21	5	0	1	2	31
03	Hubbs III, Robert	g	1-6	1-2	0-0	0	0	0	1	3	2	0	0	0	17
04	Moore, Armani	g	0-0	0-0	0-0	0	1	1	0	0	0	0	0	0	1
10	Ndiaye, Rawane	g	0-0	0-0	0-0	0	0	0	1	0	0	0	0	0	3
15	Thompson, Darius	g	1-1	0-0	0-0	0	2	2	3	2	2	0	0	0	13
21	Davis, A.J.	g	0-3	0-1	0-0	0	0	0	3	0	0	0	0	0	18
23	Reese, Derek	g	0-3	0-3	1-2	2	7	9	1	1	3	1	0	0	10
32	Edwards, D'Montre	g	0-0	0-0	0-0	0	0	0	0	0	0	0	0	0	2
Team						1	0	1							
Totals			27-54	11-18	22-25	9	26	35	18	87	18	6	3	7	200

FG % 1st Half: 15-26 57.7% 2nd half: 12-28 42.9% Game: 27-54 50.0% Deedball Rebounds 1
 3FG % 1st Half: 8-11 72.7% 2nd half: 3-7 42.9% Game: 11-18 61.1%
 FT % 1st Half: 10-10 100.0 2nd half: 12-15 80.0% Game: 22-25 88.0%

Officials: Ron Groover, Doug Simmons, Brian Shey
 Technical fouls: Virginia-None, Tennessee-None.
 Attendance: 16142

Score by periods	1st	2nd	Total
Virginia	26	26	52
Tennessee	48	39	87

Lead FG - VA 2nd-06:01, UT 2nd-01:28.
 Largest lead - VA None, UT by 37 2nd-02:23.

Score tied - 0 times.
 Lead changed - 0 times.

Official Basketball Box Score - Game Totals - Final Statistics
Virginia vs Florida State
01/04/14 5:00 pm at the Tucker Center - Tallahassee, Florida

Virginia 62 • 10-4, 1-0 ACC

#	Player	Total		3-Ptr		Rebounds			PF	TP	A	TO	Blk	Stl	Min
		FG-FGA	FT-FTA	FG-FGA	FT-FTA	Off	Def	Tot							
10	Mike Tobey	f	0-4	0-0	0-0	1	1	2	4	0	0	0	1	0	14
25	Akil Mitchell	f	4-11	0-0	3-10	5	8	13	4	11	1	0	1	0	29
12	Joe Harris	g	0-0	0-0	0-0	0	0	0	0	0	0	0	0	0	2
15	Malcolm Brogdon	g	3-10	0-3	5-6	2	4	6	3	11	1	1	0	1	38
23	London Perrantes	g	4-8	3-5	3-4	1	3	4	1	14	3	0	0	1	35
01	Justin Anderson	g	5-14	1-4	5-7	2	3	5	3	16	4	2	0	0	33
05	Tevan Jones	g	0-0	0-0	0-0	0	0	0	0	0	0	0	0	0	5
11	Evan Nolte	g	2-5	2-4	0-0	1	0	1	0	6	0	0	1	0	12
13	Anthony Gill	g	0-3	0-0	2-4	3	1	4	4	2	0	1	0	0	19
32	Darion Atkins	g	1-3	0-0	0-2	0	2	2	2	2	0	1	0	0	13
Team						2	2	4							
Totals			19-58	6-16	18-33	17	24	41	21	62	9	6	3	3	200

FG % 1st Half: 10-29 34.5% 2nd half: 9-29 31.0% Game: 19-58 32.8% Deedball Rebounds 6,6
 3FG % 1st Half: 4-9 44.4% 2nd half: 2-9 22.2% Game: 6-16 37.5%
 FT % 1st Half: 6-9 66.7% 2nd half: 12-24 50.0% Game: 18-33 54.5%

Florida State 50 • 9-4, 0-1 ACC

#	Player	Total		3-Ptr		Rebounds			PF	TP	A	TO	Blk	Stl	Min
		FG-FGA	FT-FTA	FG-FGA	FT-FTA	Off	Def	Tot							
10	White, Okaro	f	4-9	2-3	5-8	2	5	7	4	15	1	2	0	0	27
14	Gilchrist, Robert	f	0-2	0-0	0-0	2	1	3	0	0	0	0	0	0	12
15	Bojanovsky, Boris	g	0-1	0-0	4-6	1	2	3	5	4	0	0	3	0	17
01	Bookert, Devon	g	3-12	1-3	0-0	1	2	3	1	7	2	2	0	0	31
32	Brandon, Montay	q	2-10	0-1	2-3	2	1	3	3	6	0	2	0	0	22
05	Smith, Jarquez	g	1-2	0-1	1-1	0	2	2	4	3	0	0	3	0	14
26	Thomas, Aaron	g	4-8	0-2	1-3	1	5	6	4	9	1	1	0	1	34
30	Miller, Ian	g	2-8	1-4	1-1	1	1	2	5	6	4	7	0	0	28
50	Ojo, Michael	g	0-0	0-0	0-0	1	3	4	2	0	0	2	2	0	15
Team						1	4	5							
Totals			16-52	4-14	14-22	12	26	38	28	50	8	16	8	2	200

FG % 1st Half: 6-20 30.0% 2nd half: 10-32 31.3% Game: 16-52 30.8% Deedball Rebounds 8,8
 3FG % 1st Half: 2-5 40.0% 2nd half: 2-9 22.2% Game: 6-16 37.5%
 FT % 1st Half: 3-4 75.0% 2nd half: 11-18 61.1% Game: 14-22 63.6%

Officials: Roger Ayers, Brian Darsey, Tim Kelly
 Technical fouls: Virginia-None, Florida State-None.
 Attendance: 5588
 Fouled out for FSU: #30-Miller at 1:32 (2nd); #15-Bojanovsky at 00:51 (2nd).

Score by periods	1st	2nd	Total
Virginia	30	32	62
Florida State	17	33	50

Lead FG - VA 2nd-06:18, FS 2nd-01:13.
 Largest lead - VA by 22 2nd-11:07, FS None.

Points	In	Off	2nd	Fast	Bench
VA	Paint	T/O	Chance	Break	
28	22	4	15	6	26
18	14	4	9	2	16

Score tied - 0 times.
 Lead changed - 0 times.

Official Basketball Box Score - Game Totals - Final Statistics
Wake Forest vs Virginia
01/08/14 7 p.m. at Charlottesville, Va. (JPJ)

Wake Forest 51 • 11-4, 1-1 ACC

#	Player	Total		3-Ptr		Rebounds			PF	TP	A	TO	Blk	Stl	Min
		FG-FGA	FT-FTA	FG-FGA	FT-FTA	Off	Def	Tot							
32	Devin Thomas	f	0-2	0-0	2-2	1	2	3	2	2	1	4	0	0	10
30	Travis McKie	f	1-4	0-1	0-0	0	4	4	3	2	2	2	1	0	27
14	Tyler Channing	f	3-5	0-1	2-2	0	3	3	2	8	0	1	0	2	23
05	Codi Miller-McIntyre	g	2-0	0-2	2-3	0	2	2	6	3	3	0	2	0	29
01	Nadson Jones	g	2-3	0-1	1-3	0	1	1	2	5	3	4	0	1	10
13	Coron Williams	g	4-11	3-9	0-0	0	0	0	1	11	0	0	0	0	24
20	Miles Overton	g	1-5	1-3	1-2	1	0	1	2	4	0	1	0	0	10
31	Andre Washington	g	0-1	0-0	0-0	0	2	2	1	0	0	0	2	0	13
33	Aaron Rountree	g	1-2	0-1	0-0	0	2	2	0	2	1	0	0	0	10
41	Duke Antonelli	g	0-0	0-0	0-0	0	0	0	0	0	0	0	0	0	1
45	Arnaud Adams-Moto	g	2-5	0-0	5-6	1	2	3	2	9	0	0	0	0	22
51	Grant O'Brien	g	1-1	0-0	0-0	0	0	0	0	2	0	0	0	0	1
52	Doug Niedrich	g	0-0	0-0	0-0	0	0	0	0	1	0	0	0	0	2
Team						2	2	4							
Totals			17-48	4-17	13-18	5	20	25	17	51	11	15	3	5	200

FG % 1st Half: 8-22 36.4% 2nd half: 9-26 34.6% Game: 17-48 35.4% Deedball Rebounds 21
 3FG % 1st Half: 2-10 20.0% 2nd half: 2-7 28.6% Game: 4-17 23.5%
 FT % 1st Half: 6-7 85.7% 2nd half: 7-11 63.6% Game: 13-18 72.2%

Virginia 74 • 11-4, 2-0 ACC

#	Player	Total		3-Ptr		Rebounds			PF	TP	A	TO	Blk	Stl	Min
		FG-FGA	FT-FTA	FG-FGA	FT-FTA	Off	Def	Tot							
25	Akil Mitchell	f	3-8	0-0	1-2	2	5	7	2	7	2	0	1	1	21
10	Mike Tobey	g	3-11	0-0	0-1	3	1	4							

Official Basketball Box Score - Game Totals - Final Statistics
Virginia vs Duke
01-13-14 7:00 pm at Durham, N.C. (Cameron Indoor Stadium)

Virginia 65 - 12-5 (3-1 ACC)

#	Player	Total			3-Ptr			Rebounds			PF	TP	A	TO	Blk	Stl	Min
		FG	FGA	FT	FTA	Off	Def	Total									
26	Akil Mitchell	f	3-7	0-0	1-5	2	7	9	2	7	1	2	1	1	33		
10	Mike Tobey	c	2-9	0-0	4-4	4	0	4	2	8	1	0	0	0	25		
42	Joe Harris	g	5-12	2-4	3-3	2	5	7	4	15	0	1	0	3	33		
15	Malcolm Brogdon	g	6-13	0-3	5-5	1	4	5	3	17	0	2	0	0	35		
23	London Perrantes	g	1-2	0-0	0-0	0	2	2	2	3	1	0	0	0	26		
01	Justin Anderson		4-10	2-3	2-3	1	2	3	2	12	1	1	0	1	26		
06	Tevan Jones		0-0	0-0	0-0	0	0	0	0	0	0	0	0	0	2		
11	Evan Nolte		0-0	0-0	0-0	0	0	0	0	0	0	0	0	0	6		
13	Anthony Gill		0-2	0-0	2-4	1	1	2	0	2	0	0	0	0	10		
32	Darion Atkins		0-0	0-0	2-2	1	0	1	1	2	0	0	0	0	4		
Team						1	0	1									
Totals			21-55	4-10	19-26	13	21	34	17	65	6	8	1	5	200		

FG % 1st Half: 7-23 30.4% 2nd half: 14-32 43.8% Game: 21-55 38.2%
 3FG % 1st Half: 2-5 40.0% 2nd half: 2-5 40.0% Game: 4-10 40.0%
 FT % 1st Half: 12-15 80.0% 2nd half: 7-11 63.6% Game: 19-26 73.1%

Duke 69 - 13-4 (2-2 ACC)

#	Player	Total			3-Ptr			Rebounds			PF	TP	A	TO	Blk	Stl	Min
		FG	FGA	FT	FTA	Off	Def	Total									
01	Jabari Parker	f	3-11	2-7	0-0	1	2	3	2	8	1	2	1	0	26		
05	Rodney Hood	f	5-12	2-6	2-2	1	1	2	4	14	2	0	0	0	29		
21	Amike Jefferson	f	4-4	0-0	2-3	5	10	15	3	10	2	2	1	2	28		
02	Quinn Cook	g	2-7	1-3	2-3	0	3	3	1	7	2	3	0	0	29		
13	Matt Jones	q	0-1	0-0	4-6	0	1	1	3	4	0	0	0	0	19		
03	Tyler Thornton		0-0	0-0	0-0	0	0	0	0	0	1	1	0	1	12		
14	Rashaad Sulaimon		7-11	4-5	3-4	0	1	1	3	21	2	1	0	2	24		
15	Josh Hairston		0-0	0-0	0-0	0	1	1	0	0	0	0	0	0	7		
20	Serri Ojieleye		0-0	0-0	0-0	1	1	2	0	0	1	0	0	0	2		
34	Andre Dawkins		1-3	1-1	2-2	0	1	1	2	5	1	0	0	0	12		
40	Marshall Plumlee		0-0	0-0	0-0	0	1	1	2	0	0	0	1	0	12		
Team						0	1	1									
Totals			22-49	10-22	15-20	8	23	31	23	69	12	10	3	5	200		

FG % 1st Half: 14-30 46.7% 2nd half: 8-19 42.1% Game: 22-49 44.9%
 3FG % 1st Half: 6-14 42.9% 2nd half: 4-8 50.0% Game: 10-22 45.5%
 FT % 1st Half: 2-3 66.7% 2nd half: 13-17 76.5% Game: 15-20 75.0%

Officials: Les Jones, Mike Eades, Pat Driscoll
 Technical fouls: Virginia-None; Duke-None.
 Attendance: 5334

Score by periods	1st	2nd	Total
Virginia	28	37	65
Duke	36	33	69

Last FG - VA 2nd-01:25, DU 2nd-06:22.
 Largest lead - VA by 1 2nd-00:38, DU by 13 1st-06:21.

Points In Off 2nd Foult Points In Off 2nd Foult
 VA 82 6 19 7 7 26
 DU 18 12 11 0 0 26

Score tied - 2 times.
 Lead changed - 2 times.



Official Basketball Box Score - Game Totals - Final Statistics
Florida State vs Virginia
01/18/14 12 p.m. at Charlottesville, Va. (JPJ)



Florida State 66 - 12-5, 3-2 ACC

#	Player	Total			3-Ptr			Rebounds			PF	TP	A	TO	Blk	Stl	Min
		FG	FGA	FT	FTA	Off	Def	Total									
10	Okaro White	f	5-6	0-0	5-6	2	5	7	5	15	0	3	3	0	32		
14	Robert Gilchrist	f	0-0	0-0	0-0	0	1	1	2	0	0	1	1	0	13		
15	Boris Bojanovsky	c	1-3	0-0	0-0	1	1	2	3	2	0	2	3	1	18		
01	Devon Bookert	g	4-9	3-4	1-2	1	4	5	1	12	2	1	0	1	31		
22	Montay Brandon	g	2-5	0-1	1-2	1	2	3	3	5	2	2	0	0	26		
05	Jarquez Smith		2-2	1-1	0-0	0	3	3	0	5	0	0	1	0	10		
25	Aaron Thomas		3-7	1-2	8-8	0	5	5	2	15	4	2	0	1	34		
30	Ian Miller		3-12	1-8	2-2	1	0	1	4	9	3	4	0	0	26		
40	Brandon Alkan		0-0	0-0	0-0	0	0	0	0	0	0	0	0	0	0		
50	Michael Ojo		1-2	0-0	1-2	0	0	0	1	3	0	3	1	0	10		
Team						2	2	4									
Totals			21-46	6-16	18-22	8	23	31	21	66	11	18	9	3	200		

FG % 1st Half: 8-21 38.1% 2nd half: 12-25 48.0% Game: 21-46 45.7%
 3FG % 1st Half: 3-8 37.5% 2nd half: 3-10 30.0% Game: 6-16 37.5%
 FT % 1st Half: 5-8 62.5% 2nd half: 13-16 81.3% Game: 18-22 81.8%

Virginia 78 - 13-5, 4-1 ACC

#	Player	Total			3-Ptr			Rebounds			PF	TP	A	TO	Blk	Stl	Min
		FG	FGA	FT	FTA	Off	Def	Total									
26	Akil Mitchell	f	4-9	0-0	1-3	1	3	4	1	9	2	1	0	2	27		
10	Mike Tobey	c	4-11	0-0	5-6	2	1	3	4	13	2	1	2	0	29		
12	Joe Harris	q	8-8	4-5	2-3	1	3	4	3	18	3	1	1	0	33		
15	Malcolm Brogdon	g	5-13	1-2	5-5	1	3	4	2	16	6	2	1	4	33		
23	London Perrantes	g	0-1	0-1	2-2	1	2	3	2	2	4	1	0	2	24		
01	Justin Anderson		4-7	2-3	0-0	0	0	0	3	10	1	3	1	0	21		
05	Tevan Jones		1-1	0-0	0-0	0	0	0	0	2	0	0	0	0	2		
13	Anthony Gill		3-4	0-0	2-4	1	3	4	3	8	0	0	0	0	16		
32	Darion Atkins		0-1	0-0	0-0	0	1	1	3	0	0	0	0	0	5		
Team						2	3	5									
Totals			27-55	7-11	17-23	9	19	28	21	78	18	9	5	8	200		

FG % 1st Half: 16-28 57.1% 2nd half: 11-26 42.3% Game: 27-55 48.1%
 3FG % 1st Half: 5-8 62.5% 2nd half: 2-6 33.3% Game: 7-11 63.6%
 FT % 1st Half: 8-11 72.7% 2nd half: 9-12 75.0% Game: 17-23 73.9%

Officials: Jamie Luckie (R), Sean Hill, Bernard Clinton
 Technical fouls: Florida State-Okaro White; Virginia-Justin Anderson, London Perrantes.
 Attendance: 12785

#32 Atkins (VA) and #6 Jones (VA) ejected at :18.2 (I)
 #10 White (FSU) fouled out at :18.2 (I)

Score by periods	1st	2nd	Total
Florida State	26	40	66
Virginia	45	33	78

Last FG - FS 2nd-00:20, VA 2nd-00:19.
 Largest lead - FS by 3 1st-18:16, VA by 21 2nd-18:16.

Points In Off 2nd Foult Points In Off 2nd Foult
 FS 26 9 9 9 9 20
 VA 30 26 9 10 10 20

Score tied - 0 times.
 Lead changed - 1 time.

Official Basketball Box Score - Game Totals - Final Statistics
North Carolina vs Virginia
01/20/14 7 p.m. at Charlottesville, Va. (JPJ)



North Carolina 61 - 11-7, 4-4 ACC

#	Player	Total			3-Ptr			Rebounds			PF	TP	A	TO	Blk	Stl	Min
		FG	FGA	FT	FTA	Off	Def	Total									
15	J.P. Tokola	f	2-8	1-2	0-0	2	3	5	5	5	0	3	0	2	25		
42	Joel James	f	0-1	0-0	0-0	0	1	1	1	0	1	2	0	0	12		
44	James W McDonald	f	5-11	0-0	1-5	2	2	4	3	11	2	0	1	0	34		
02	Leslie McDonald	g	4-12	2-7	0-0	0	2	2	10	1	1	0	1	0	24		
05	Marcus Paige	g	4-14	1-8	0-0	2	3	5	4	9	3	2	0	0	34		
00	Nate Britt		1-4	0-0	2-2	0	0	0	3	4	1	1	0	1	14		
03	Kennedy Meeks		7-10	0-0	1-3	4	5	9	1	15	2	1	1	1	21		
04	Luke Davis		0-0	0-0	0-0	0	0	0	0	0	0	0	0	0	1		
11	Brian Johnson		2-4	0-0	1-2	2	4	6	1	5	3	1	1	0	23		
21	Jackson Simmons		0-0	0-0	0-0	0	0	0	0	0	0	0	0	0	3		
22	Isiah Hicks		1-1	0-0	0-0	0	0	0	1	2	0	0	0	0	8		
30	James Manor		0-0	0-0	0-0	0	0	0	0	0	0	0	0	0	1		
34	Denzel Robinson		0-0	0-0	0-0	0	1	1	0	0	0	0	0	0	1		
55	Wade Moody		0-0	0-0	0-0	0	0	0	0	0	1	0	0	0	1		
Team						3	1	4									
Totals			28-63	4-15	5-12	17	22	39	21	61	14	11	3	5	200		

FG % 1st Half: 13-33 39.4% 2nd half: 13-30 43.3% Game: 28-63 41.3%
 3FG % 1st Half: 2-8 25.0% 2nd half: 2-7 28.6% Game: 4-15 26.7%
 FT % 1st Half: 1-3 33.3% 2nd half: 4-6 66.7% Game: 5-12 41.7%

Virginia 76 - 14-5, 5-1 ACC

#	Player	Total			3-Ptr			Rebounds			PF	TP	A	TO	Blk	Stl	Min
		FG	FGA	FT	FTA	Off	Def	Total									
26	Akil Mitchell	f	3-5	0-0	0-0	3	8	11	2	6</							

Official Basketball Box Score - Game Totals - Final Statistics
Virginia vs Notre Dame
01-28-14 9:00 p.m. at Notre Dame, Ind. (Purcell Pavilion)

Virginia GD • 16-5 (7-1)

#	Player	Total			3-Ptr			Rebounds			PF	TP	A	TO	Blk	Stl	Min
		FG	FGA	FT	FTA	FG	FGA	FT	FTA	Off							
26	Akil Mitchell	f	2-3	0-0	2-4	2	4	6	0	6	2	3	1	1	1	24	
10	Mike Tobey	c	7-10	0-0	0-0	1	3	4	4	14	0	1	1	1	26		
42	Joe Harris	g	4-10	1-3	0-0	0	2	2	3	9	4	2	0	3	28		
15	Malcolm Brogdon	g	7-10	2-3	0-0	2	5	7	2	16	6	2	0	5	33		
23	London Perrantes	g	1-4	1-2	1-2	0	2	2	0	4	5	0	0	2	29		
01	Justin Anderson		3-6	0-2	3-4	0	0	0	1	9	1	3	1	1	20		
06	Teven Jones		0-0	0-0	0-0	0	0	0	0	0	0	0	0	0	3		
11	Evan Nolte		1-1	1-1	0-0	1	0	1	0	3	0	1	0	1	12		
13	Anthony Gill		2-5	0-0	1-2	2	1	3	2	5	0	0	1	0	20		
32	Darion Atkins		1-3	0-0	0-0	0	0	0	2	2	0	0	0	0	5		
Team						0	1	1									
Totals			28-52	5-11	7-12	8	18	26	14	68	18	12	4	14	200		
FG % 1st Half: 15-25 60.0%		2nd half: 13-27 48.1%		Game: 28-52 53.8%		3FG % 1st Half: 2-5 40.0%		2nd half: 3-6 50.0%		Game: 5-11 45.5%		FT % 1st Half: 2-2 100.0%		2nd half: 5-10 50.0%		Game: 7-12 58.3%	

Notre Dame S3 • 11-10(2-6)

#	Player	Total			3-Ptr			Rebounds			PF	TP	A	TO	Blk	Stl	Min
		FG	FGA	FT	FTA	FG	FGA	FT	FTA	Off							
30	Zach Auguste	f	4-9	0-0	2-5	3	4	7	1	10	0	2	1	4	24		
11	Garrick Sherman	c	3-6	0-0	2-2	2	5	7	3	8	0	5	1	1	29		
00	Eric Atkins	g	2-8	2-5	0-0	0	2	2	2	6	3	2	0	0	33		
24	Pat Connaughton	g	3-9	1-6	0-0	0	4	4	2	7	3	4	0	1	32		
32	Steve Vasturia	g	3-5	1-3	0-0	1	0	1	0	7	1	2	1	2	28		
03	V.J. Beachem		1-3	1-2	0-0	1	1	2	1	3	1	0	0	0	14		
16	Eric Katerda		0-0	0-0	0-0	0	0	0	0	0	0	0	0	0	2		
23	Demetrius Jackson		3-5	2-2	2-2	0	1	1	2	10	1	4	0	0	23		
26	Tom Knight		1-2	0-0	0-0	1	2	3	2	1	1	1	0	1	15		
Team						2	1	3									
Totals			20-47	7-18	6-9	10	20	30	14	53	10	20	4	8	200		
FG % 1st Half: 10-19 52.6%		2nd half: 10-28 35.7%		Game: 20-47 42.6%		3FG % 1st Half: 3-6 50.0%		2nd half: 7-18 38.9%		Game: 5-11 45.5%		FT % 1st Half: 1-1 100.0%		2nd half: 5-8 62.5%		Game: 6-9 66.7%	

Officials: Karl Hess, Tim Nestor, Patrick Driscoll
 Technical fouls: Virginia-None, Notre Dame-None.
 Attendance: 7363

Score by periods	1st	2nd	Total
Virginia	34	34	68
Notre Dame	24	29	53

Last FG - UVA 2nd-00:00, ND 2nd-01:39.
 Largest lead - UVA by 24 2nd-07:26, ND None.

Points	In	Off	2nd	Fast	Bench
UVA	Paint	T/O	Chance	Break	
ND	22	7	9	4	15

Score tied - 0 times.
 Lead changed - 0 times.

Official Basketball Box Score - Game Totals - Final Statistics
Virginia vs PITT
02/02/14 12:30 PM at Petersen Events Center, Pittsburgh, PA

Virginia 4B • (17-5 8-1 ACC)

#	Player	Total			3-Ptr			Rebounds			PF	TP	A	TO	Blk	Stl	Min
		FG	FGA	FT	FTA	FG	FGA	FT	FTA	Off							
26	Akil Mitchell	f	5-7	0-0	0-0	3	9	12	2	10	1	1	1	1	33		
10	Mike Tobey	c	2-4	0-0	0-0	3	0	3	4	4	0	3	2	0	21		
12	Joe Harris	g	4-12	2-6	1-4	1	2	3	11	3	2	3	1	0	26		
15	Malcolm Brogdon	g	6-12	2-2	2-3	1	4	5	1	16	4	0	0	0	35		
23	London Perrantes	g	0-4	0-2	2-2	0	2	2	0	2	4	0	1	0	34		
01	Justin Anderson		2-4	0-1	0-1	0	1	1	3	4	1	3	0	0	22		
11	Evan Nolte		0-1	0-1	0-0	0	0	0	0	0	0	0	0	0	3		
13	Anthony Gill		0-2	0-0	1-2	2	4	6	4	1	0	0	1	1	22		
32	Darion Atkins		0-1	0-0	0-0	0	0	0	0	0	0	0	0	0	4		
Team						1	0	1									
Totals			19-47	4-12	6-12	11	22	33	17	48	13	9	6	2	200		
FG % 1st Half: 9-24 37.5%		2nd half: 10-23 43.5%		Game: 19-47 40.4%		3FG % 1st Half: 1-4 25.0%		2nd half: 3-8 37.5%		Game: 4-12 33.3%		FT % 1st Half: 2-3 66.7%		2nd half: 4-9 44.4%		Game: 6-12 50.0%	

PITT 45 • (18-4, 6-3 ACC)

#	Player	Total			3-Ptr			Rebounds			PF	TP	A	TO	Blk	Stl	Min
		FG	FGA	FT	FTA	FG	FGA	FT	FTA	Off							
02	Michael Young	f	3-6	1-3	1-2	2	2	4	1	8	0	2	1	0	24		
21	Lamar Patterson	f	3-14	2-4	2-2	0	3	3	4	10	3	2	0	0	28		
42	Talib Zanna	c	1-3	0-0	0-2	0	3	3	2	2	0	1	0	0	29		
00	James Robinson	g	0-5	0-3	1-2	1	1	2	1	2	1	1	1	1	36		
03	Cameron Wright	q	4-9	1-1	0-0	0	3	3	2	9	3	0	0	2	34		
01	Jamel Artis		3-7	0-0	5-7	3	4	7	0	11	1	0	0	0	24		
11	Derrick Randall		0-0	0-0	1-2	0	0	0	0	1	0	0	0	0	2		
12	Chris Jones		1-3	0-0	1-2	3	1	4	1	3	1	0	0	0	10		
13	Josh Newkirk		0-0	0-0	0-0	0	2	2	2	0	1	0	1	0	12		
50	Joseph Uchebo		0-0	0-0	0-0	0	0	0	0	0	0	0	0	0	1		
Team						3	1	4									
Totals			15-47	4-11	11-19	12	20	32	13	45	10	8	2	4	200		
FG % 1st Half: 9-24 37.5%		2nd half: 6-23 26.1%		Game: 15-47 31.9%		3FG % 1st Half: 2-4 50.0%		2nd half: 2-7 28.6%		Game: 4-11 36.4%		FT % 1st Half: 3-6 50.0%		2nd half: 8-13 61.5%		Game: 11-19 57.9%	

Officials: Les Jones (K), Michael Roberts, Brian O'Connell
 Technical fouls: Virginia-None, PITT-None.
 Attendance: 12508

Score by periods	1st	2nd	Total
Virginia	21	27	48
PITT	23	22	45

Last FG - VA 2nd-00:01, UP 2nd-06:52.
 Largest lead - VA by 3 1st-08:15, UP by 4 2nd-18:57.

Points	In	Off	2nd	Fast	Bench
VA	Paint	T/O	Chance	Break	
UP	26	9	9	6	15

Score tied - 17 times.
 Lead changed - 7 times.

Official Basketball Box Score - Game Totals - Final Statistics
Boston College vs Virginia
02/05/14 7 p.m. at Charlottesville, Va. (JPJ)



Boston College 67 • 6-16, 2-7 ACC

#	Player	Total			3-Ptr			Rebounds			PF	TP	A	TO	Blk	Stl	Min
		FG	FGA	FT	FTA	FG	FGA	FT	FTA	Off							
4	Eddie Odo	f	2-3	1-2	0-2	0	4	4	4	5	1	0	1	0	22		
12	Ryan Anderson	f	8-11	0-0	4-9	2	5	7	3	20	0	1	0	0	34		
20	Lonnie Jackson	g	4-6	4-6	0-1	0	2	5	12	1	2	0	2	27			
21	Olivier Hanlan	g	4-10	2-6	4-5	0	2	2	1	14	3	2	0	0	39		
25	Joe Rathon	g	2-7	0-3	2-2	0	3	3	2	6	5	1	0	0	36		
00	Garland Owens		2-4	2-4	0-1	0	4	3	6	1	0	0	0	0	18		
05	KC Caubill		0-0	0-0	0-0	0	0	0	1	0	1	0	0	0	1		
11	Will Magarity		0-0	0-0	0-0	0	0	0	1	0	0	0	0	0	2		
10	Sam Donahue		0-1	0-1	0-0	0	0	0	0	0	0	0	0	0	0		
23	Alex Dragicevich		2-3	0-1	0-0	0	1	1	3	4	0	0	0	0	9		
31	Danny Rubin		0-1	0-0	0-0	1	0	1	0	0	0	0	0	0	3		
33	Patrick Heckmann		0-4	0-4	0-0	0	1	1	5	0	0	1	0	0	9		
Team						0	2	2									
Totals			24-50	9-27	10-20	3	24	27	28	67	12	7	1	2	200		
FG % 1st Half: 9-23 39.1%		2nd half: 15-27 55.6%		Game: 24-50 48.0%		3FG % 1st Half: 2-12 16.7%		2nd half: 7-15 46.7%		Game: 9-27 33.3%		FT % 1st Half: 1-6 16.7%		2nd half: 0-4 0.0%		Game: 10-20 50.0%	

Virginia 77 • 18-5, 9-1 ACC

#	Player	Total			3-Ptr			Rebounds			PF	TP	A	TO	Blk	Stl	Min
		FG	FGA	FT	FTA	FG	FGA	FT	FTA	Off							
26	Akil Mitchell	f	3-4	0-0	1-4	2	4	6	2	7	3	1	0	0	24		
10	Mike Tobey	c	0-3	0-0	0-0	0	0	0	3	0	0	0	0				



Official Basketball Box Score - Game Totals - Final Statistics
Maryland vs Virginia
02/10/14 9 p.m. at Charlottesville, Va. (JPJ)



Maryland 53 - 14-11, 6-6 ACC

#	Player	Total			3-Ptr			Rebounds			PF	TP	A	TO	Blk	Stl	Min
		FG-FGA	FG-FGA	FT-FTA	FG-FGA	FG-FGA	FT-FTA	Off	Def	Tot							
00	Charles Mitchell	f	1-1	0-0	0-0	1	4	5	4	2	0	3	0	0	0	23	
01	Evan Smotrycz	f	3-13	2-9	0-0	1	4	5	3	8	2	2	1	1	31		
02	Dez Wells	f	4-11	1-2	3-5	2	2	4	4	12	4	1	0	0	32		
04	Seth Allen	g	7-14	1-6	0-0	1	1	2	3	15	2	2	0	0	35		
10	Jake Layman	g	2-5	1-2	0-0	0	3	3	1	5	0	0	1	3	24		
02	Roddy Peters	g	0-1	0-0	0-0	0	0	0	0	0	0	1	0	0	5		
05	Nick Faust	g	3-5	1-2	2-2	1	3	4	2	9	1	0	2	1	27		
25	Jonathan Graham	g	1-1	0-0	0-1	0	3	3	0	2	0	0	1	0	12		
44	Shaquille Cleare	g	0-1	0-0	0-0	1	0	1	2	0	0	0	0	0	11		
Team						1	3	4			1						
Totals			21-52	6-21	5-8	8	23	31	19	53	9	10	5	5	200		
FG % 1st Half: 11-28		42.3%	2nd half: 10-26		38.5%	Game: 21-52		40.4%	Deadball						Rebounds		
3FG % 1st Half: 4-12		33.3%	2nd half: 2-6		33.3%	Game: 6-21		28.6%	22								
FT % 1st Half: 0-0		0.0%	2nd half: 5-5		100.0%	Game: 5-5		100.0%									

Virginia 61 - 20-5, 11-1 ACC

#	Player	Total			3-Ptr			Rebounds			PF	TP	A	TO	Blk	Stl	Min
		FG-FGA	FG-FGA	FT-FTA	FG-FGA	FG-FGA	FT-FTA	Off	Def	Tot							
25	Akil Mitchell	f	6-8	0-0	1-4	2	4	6	1	13	3	0	0	1	34		
10	Mike Tobey	c	2-3	0-0	0-1	1	1	2	0	4	0	1	1	0	18		
12	Joe Harris	g	6-12	4-7	3-4	0	2	4	19	4	2	0	0	33			
15	Malcolm Brogdon	g	6-13	0-2	2-2	0	3	3	2	14	1	0	0	34			
23	London Perrantes	g	2-4	0-1	0-0	0	4	4	1	4	3	0	1	32			
01	Justin Anderson	g	1-7	0-3	2-2	0	3	3	0	4	2	0	2	18			
05	Teven Jones	g	0-0	0-0	0-0	0	0	0	0	0	1	0	0	5			
13	Anthony Gill	g	0-2	0-0	1-2	0	0	0	2	1	0	0	1	10			
42	Darion Atkins	g	1-2	0-0	0-1	2	2	4	1	2	1	0	1	0	16		
Team						2	2	4									
Totals			24-51	4-13	9-16	7	21	28	11	61	16	6	5	2	200		
FG % 1st Half: 12-24		50.0%	2nd half: 12-27		44.4%	Game: 24-51		47.1%	Deadball						Rebounds		
3FG % 1st Half: 1-4		25.0%	2nd half: 3-9		33.3%	Game: 4-13		30.8%	23								
FT % 1st Half: 0-1		0.0%	2nd half: 0-5		0.0%	Game: 0-5		0.0%									

Officials: Bryan Kasey (R), Raymond Szyms, Doug Shaws
Technical fouls: Maryland-None, Virginia-None.
Attendance: 11586

Score by periods	1st	2nd	Total
Maryland	26	27	53
Virginia	25	36	61

Last FG - UMJ 2nd-04:14, VA 2nd-04:37.
Largest lead - UMJ by 4 1st-17:03, VA by 11 2nd-05:00.

Score tied - 3 times.
Lead changed - 4 times.

Official Basketball Box Score - Game Totals - Final Statistics
Virginia vs Clemson
2/15/14 12:00 PM at Clemson, SC (Littlejohn Coliseum)

Virginia 63 - 21-9, 12-1 ACC

#	Player	Total			3-Ptr			Rebounds			PF	TP	A	TO	Blk	Stl	Min
		FG-FGA	FG-FGA	FT-FTA	FG-FGA	FG-FGA	FT-FTA	Off	Def	Tot							
26	MITCHELL, Akil	f	1-4	0-0	0-0	5	4	9	1	2	1	2	0	0	26		
10	TORREY, Mike	c	7-9	0-0	0-0	2	3	5	2	14	0	2	2	0	21		
12	HARRIS, Joe	g	6-15	4-9	0-2	2	3	5	4	16	3	3	0	1	35		
15	BROGDON, Malcolm	g	3-9	1-3	7-8	1	7	8	1	14	0	1	0	0	36		
28	PERRANTES, London	g	0-2	0-2	0-0	0	0	0	3	0	6	0	0	0	35		
01	ANDERSON, Justin	g	1-4	0-1	1-2	0	0	0	2	3	0	1	0	0	14		
11	NOLTE, Evan	g	0-0	0-0	0-0	0	0	0	0	0	0	0	0	0	6		
13	GILL, Anthony	g	4-4	0-0	4-6	0	3	3	0	12	0	0	0	0	22		
32	ATKINS, Darion	g	1-1	0-0	0-0	0	0	0	1	2	0	0	0	0	5		
Team						3	0	3									
Totals			23-48	5-15	12-18	13	20	33	14	63	10	9	2	1	200		
FG % 1st Half: 14-22		63.6%	2nd half: 9-26		34.6%	Game: 23-48		47.9%	Deadball						Rebounds		
3FG % 1st Half: 3-7		42.9%	2nd half: 2-8		25.0%	Game: 5-15		33.3%	2								
FT % 1st Half: 0-2		0.0%	2nd half: 12-16		75.0%	Game: 12-18		66.7%									

Clemson 58 - 15-9, 6-6 ACC

#	Player	Total			3-Ptr			Rebounds			PF	TP	A	TO	Blk	Stl	Min
		FG-FGA	FG-FGA	FT-FTA	FG-FGA	FG-FGA	FT-FTA	Off	Def	Tot							
05	BLOSSOMGAME, Jaron	f	2-3	0-1	0-0	0	0	0	2	4	1	0	0	0	24		
32	McDANIELS, K.J.	f	6-13	1-3	11-13	1	3	4	5	24	2	0	3	2	36		
33	SMITH, Josh	c	1-4	0-0	1-2	0	3	3	3	1	0	0	0	0	31		
12	HALL, Rod	g	2-5	0-1	0-0	0	2	2	1	4	5	1	0	0	33		
21	HARRISON, Darnarcus	g	2-3	1-1	2-2	0	2	2	0	7	1	1	0	1	20		
01	AJUKWA, Austin	g	2-3	2-2	0-0	1	1	2	0	6	2	0	0	1	13		
09	FILER, Adonis	g	0-4	0-2	4-4	0	0	0	2	4	1	0	0	0	10		
20	ROPER, Jordan	g	1-3	0-1	0-0	0	1	1	2	0	0	0	0	0	9		
42	DIAMBO, Ibrahim	g	0-1	0-1	0-0	0	0	0	0	0	0	1	0	0	15		
50	DJITTE, Sidy	g	2-3	0-0	0-0	0	1	1	4	4	0	1	0	0	9		
Team						2	3	5									
Totals			18-42	4-12	18-21	4	16	20	18	58	13	5	3	4	200		
FG % 1st Half: 11-22		50.0%	2nd half: 7-20		35.0%	Game: 18-42		42.9%	Deadball						Rebounds		
3FG % 1st Half: 1-3		33.3%	2nd half: 3-9		33.3%	Game: 4-12		33.3%	8								
FT % 1st Half: 5-5		100.0%	2nd half: 13-16		81.3%	Game: 18-21		85.7%									

Officials: Mike Eades, Bill Covington, Ray Perone
Technical fouls: Virginia-None, Clemson-None.
Attendance: 8573

Score by periods	1st	2nd	Total
Virginia	31	32	63
Clemson	28	30	58

Last FG - VA 2nd-02:02, CU 2nd-09:23.
Largest lead - VA by 6 1st-02:23, CU by 7 1st-06:30.

Points
VA 63
CU 58

In Paint
VA 22
CU 16

Off T/O
VA 4
CU 14

2nd Chance
VA 13
CU 6

Fast Break
VA 0
CU 2

Bench
VA 17
CU 36

Score tied - 4 times.
Lead changed - 8 times.



Official Basketball Box Score - Game Totals - Final Statistics
Virginia vs Virginia Tech
02/10/14 9:00 PM at Cassell Coliseum, Blacksburg, Va.



Virginia 57 - 22-5, 13-1

#	Player	Total			3-Ptr			Rebounds			PF	TP	A	TO	Blk	Stl	Min
		FG-FGA	FG-FGA	FT-FTA	FG-FGA	FG-FGA	FT-FTA	Off	Def	Tot							
10	Mike Tobey	f	1-1	0-0	0-0	0	1	1	1	2	1	0	1	1	24		
25	Akil Mitchell	f	3-3	0-0	1-4	2	8	10	2	7	1	1	1	0	22		
12	Joe Harris	g	2-10	2-6	1-3	0	1	1	1	7	3	1	0	3	35		
15	Malcolm Brogdon	g	3-11	2-6	4-6	1	2	3	4	12	3	1	0	2	34		
28	London Perrantes	g	4-8	3-6	0-0	0	0	0	11	3	0	0	0	32			
01	Justin Anderson	g	3-9	2-6	1-1	2	3	5	1	9	0	0	0	1	20		
11	Evan Nolte	g	0-1	0-1	0-0	0	0	0	0	0	0	0	0	2			
13	Anthony Gill	g	2-4	0-0	1-1	3	0	3	3	5	0	2	1	0	21		
32	Darion Atkins	g	2-4	0-0	0-0	2	1	3	1	4	0	2	0	0	10		
Team						1	1	2									
Totals			20-51	9-25	8-15	11	17	28	13	57	11	7	3	7	200		
FG % 1st Half: 8-23		34.8%	2nd half: 12-28		42.9%	Game: 20-51		39.2%	Deadball						Rebounds		
3FG % 1st Half: 3-13		23.1%	2nd half: 6-12		50.0%	Game: 9-25		36.0%	3,1								
FT % 1st Half: 2-4		50.0%	2nd half: 6-11		54.5%	Game: 8-15		53.3%									

Virginia Tech 53 - 9-16, 2-11

#	Player	Total			3-Ptr			Rebounds			PF	TP	A	TO	Blk	Stl	Min
		FG-FGA	FG-FGA	FT-FTA	FG-FGA	FG-FGA	FT-FTA	Off	Def	Tot							
02	Joey van Zegeren	f	6-7	0-0	1-3	3	4	7	0	13	3	1	1	1	28		



Official Basketball Box Score - Game Totals - Final Statistics
Miami (Fla.) vs Virginia
02/26/14 7 p.m. at Charlottesville, Va. (J.P.J.)



Miami (Fla.) 40 - 14-14, 5-40 ACC

#	Player	Total			3-Ptr			Rebounds			PF	TP	A	TO	Blk	Stl	Min
		FG	FGA	FT	FTA	FG	FGA	FT	FTA	Off							
04	Raphael Alpejoni	f	0-1	0-0	0-0	0	4	3	0	1	1	0	0	1	0	27	
21	Erik Swoope	f	2-5	0-0	9-10	1	1	2	3	13	0	0	0	0	2	25	
22	Donnaveen Kirk	f	2-7	0-1	0-0	2	1	3	4	0	2	0	0	0	19		
15	Rion Brown	g	5-12	0-4	2-6	0	3	3	1	12	1	1	1	0	39		
25	Garniss Adams	g	0-4	0-1	2-3	1	3	4	0	2	2	2	0	1	23		
05	Davon Reed	g	1-8	0-4	0-2	0	1	2	0	2	0	0	0	1	16		
12	Justin Helzer	g	0-1	0-1	0-0	0	0	0	0	0	0	0	0	0	1		
20	Manu Lecomte	g	1-5	0-1	1-2	2	3	5	1	3	0	1	0	0	28		
25	Tonye Jekia	g	1-3	0-0	2-4	4	2	6	4	4	0	1	0	0	22		
Team						2	0	2									
Totals			12-46	0-12	16-27	12	18	30	17	40	3	8	2	4	200		

FG % 1st Half: 8-25 32.0% 2nd half: 4-21 19.0% Game: 12-46 26.1%
3FG % 1st Half: 0-7 0.0% 2nd half: 0-6 0.0% Game: 0-12 0.0%
FT % 1st Half: 4-8 50.0% 2nd half: 12-21 57.1% Game: 16-27 59.3%

Virginia 65 - 24-5, 15-1 ACC

#	Player	Total			3-Ptr			Rebounds			PF	TP	A	TO	Blk	Stl	Min
		FG	FGA	FT	FTA	FG	FGA	FT	FTA	Off							
25	Akil Mitchell	f	1-2	0-0	1-1	2	7	9	2	3	0	3	0	0	0	28	
10	Mike Tobey	c	1-4	0-0	0-0	1	0	1	4	2	0	1	1	0	14		
12	Joe Harris	g	4-9	3-5	0-0	0	1	2	11	5	1	0	0	0	28		
15	Malcolm Brogdon	g	4-9	0-1	7-7	0	4	4	2	15	2	1	0	2	32		
23	London Perrantes	g	5-5	4-4	1-1	0	3	3	1	25	4	1	0	0	28		
01	Justin Anderson	g	1-5	1-4	2-2	0	4	4	1	5	0	1	1	1	17		
04	Maliek Frazier	g	0-0	0-0	0-0	0	0	0	0	0	0	1	0	0	1		
05	Teven Jones	g	0-1	0-0	0-0	0	0	0	0	0	0	0	0	0	3		
11	Evan Nolte	g	1-2	1-2	0-0	1	0	1	0	3	1	0	0	0	8		
13	Anthony Gill	g	2-4	0-0	5-9	0	3	4	9	2	1	1	0	0	21		
21	Rob Vozenilek	g	0-0	0-0	0-0	0	0	0	1	0	0	0	0	0	2		
24	Caid Kirven	g	0-1	0-0	0-0	0	0	0	0	0	0	0	0	0	2		
30	Thomas Rogers	g	0-0	0-0	0-0	0	1	1	0	0	0	0	0	0	3		
32	Darion Atkins	g	1-2	0-0	0-0	1	1	2	2	2	0	0	0	0	11		
34	Jeff Jones	g	0-0	0-0	0-0	0	0	0	0	0	0	0	0	0	2		
Team						2	6	8									
Totals			20-44	9-16	16-20	7	30	37	19	65	14	10	3	3	200		

FG % 1st Half: 9-27 33.3% 2nd half: 11-17 64.7% Game: 20-44 45.5%
3FG % 1st Half: 5-10 50.0% 2nd half: 4-6 66.7% Game: 9-16 56.3%
FT % 1st Half: 4-6 66.7% 2nd half: 12-15 80.0% Game: 16-20 80.0%

Officials: Karl Hess (R), Bryan Kersey, Jamie Lucie
Technical fouls: Miami (Fla.)-None, Virginia-None.
Attendance: 11812

Score by periods	1st	2nd	Total
Miami (Fla.)	20	20	40
Virginia	27	38	65

Last FG - UM 2nd-01:28, VA 2nd-01:49.
Largest lead - UM by 3 1st-12:46, VA by 27 2nd-01:49.

Score tied - 3 times.
Lead changed - 5 times.



Official Basketball Box Score - Game Totals - Final Statistics
Syracuse vs Virginia
03/01/14 4 p.m. at Charlottesville, Va. (J.P.J.)



Syracuse 56 - 26-3, 13-3 ACC

#	Player	Total			3-Ptr			Rebounds			PF	TP	A	TO	Blk	Stl	Min
		FG	FGA	FT	FTA	FG	FGA	FT	FTA	Off							
03	Jerami Grant	f	0-3	0-0	0-0	0	1	1	1	0	0	0	0	0	0	13	
05	C.J. Fair	f	4-13	0-5	5-6	1	5	6	0	13	2	1	1	1	39		
25	Rakeem Christmas	f	4-7	0-0	0-0	2	5	7	3	8	1	0	3	0	29		
10	Trevor Cooney	g	4-12	3-10	1-1	0	1	1	1	12	0	0	0	2	34		
11	Tyler Ennis	g	4-11	1-3	4-5	0	3	3	5	13	4	2	0	0	37		
00	Michael Gbinije	g	2-5	1-3	0-0	0	1	1	3	5	0	0	0	0	30		
04	Nolan Hart	g	0-1	0-1	0-0	0	0	0	0	0	0	0	0	0	1		
12	Baye Moussa Keita	g	0-0	0-0	0-0	3	0	3	4	0	1	2	0	1	12		
21	Tyler Robinson	g	2-3	0-0	1-2	1	0	1	1	5	0	0	0	0	3		
23	Russ DeRemer	g	0-0	0-0	0-0	0	0	0	0	0	0	0	0	0	1		
33	Albert Nasser	g	0-1	0-0	0-0	2	0	2	0	0	0	0	0	0	1		
Team						1	3	4									
Totals			20-56	5-22	11-14	10	19	29	18	56	8	5	4	4	200		

FG % 1st Half: 11-28 39.3% 2nd half: 2-13 15.4% Game: 20-56 35.7%
3FG % 1st Half: 3-8 37.5% 2nd half: 2-13 15.4% Game: 5-22 22.7%
FT % 1st Half: 3-3 100.0% 2nd half: 8-11 72.7% Game: 11-14 78.6%

Virginia 75 - 25-5, 16-1 ACC

#	Player	Total			3-Ptr			Rebounds			PF	TP	A	TO	Blk	Stl	Min
		FG	FGA	FT	FTA	FG	FGA	FT	FTA	Off							
25	Akil Mitchell	f	6-8	0-0	0-1	5	4	9	2	12	0	0	0	0	0	31	
10	Mike Tobey	c	5-9	0-0	1-3	5	3	8	2	11	0	0	0	0	23		
12	Joe Harris	g	2-10	1-6	2-4	1	2	3	2	7	4	0	0	1	33		
15	Malcolm Brogdon	g	5-12	1-3	8-8	0	5	5	2	19	5	1	0	0	33		
23	London Perrantes	g	2-3	2-2	0-0	0	4	4	2	6	7	2	1	0	31		
01	Justin Anderson	g	3-5	3-4	2-2	0	2	2	0	11	2	1	0	0	22		
04	Maliek Frazier	g	0-0	0-0	0-0	0	0	0	0	0	0	0	0	0	1		
13	Anthony Gill	g	2-5	0-0	0-1	1	1	2	2	4	0	1	0	1	16		
21	Rob Vozenilek	g	0-0	0-0	0-0	0	1	1	0	0	1	0	0	0	1		
24	Caid Kirven	g	0-0	0-0	0-0	0	0	0	0	0	0	0	0	0	1		
30	Thomas Rogers	g	1-1	1-1	0-0	0	0	0	0	3	0	0	0	0	1		
32	Darion Atkins	g	1-1	0-0	0-0	0	0	0	1	2	0	1	0	0	6		
34	Jeff Jones	g	0-0	0-0	0-0	0	0	0	0	0	0	0	0	0	1		
Team						1	4	5									
Totals			27-54	8-16	13-19	13	26	39	13	75	19	6	2	3	200		

FG % 1st Half: 12-28 42.9% 2nd half: 15-26 57.7% Game: 27-54 50.0%
3FG % 1st Half: 1-6 16.7% 2nd half: 7-11 63.6% Game: 8-16 50.0%
FT % 1st Half: 2-8 25.0% 2nd half: 11-13 84.6% Game: 13-19 68.4%

Officials: Roger Ayers (R), Ray Nabli, Gary Mowatt
Technical fouls: Syracuse-None, Virginia-None.
Attendance: 14583
SU: Ennis fouled out at 1:35 (I)

Score by periods	1st	2nd	Total
Syracuse	25	26	56
Virginia	27	48	75

Last FG - SU 2nd-00:58, VA 2nd-00:28.
Largest lead - SU by 5 1st-10:22, VA by 19 2nd-00:28.

Score tied - 5 times.
Lead changed - 7 times.

Official Basketball Box Score - Game Totals - Final Statistics
Virginia vs Maryland
03/09/14 12:00 pm at College Park, Md.

Virginia 69 - 25-6, 16-2 ACC

#	Player	Total			3-Ptr			Rebounds			PF	TP	A	TO	Blk	Stl	Min
		FG	FGA	FT	FTA	FG	FGA	FT	FTA	Off							
10	Mike Tobey	f	1-3	0-1	0-0	0	0	0	2	2	0	0	0	0	0	13	
25	Akil Mitchell	f	1-4	0-0	2-4	0	4	4	2	4	1	1	1	1	32		
12	Joe Harris	g	3-10	1-5	5-6	0	2	2	4	12	0	3	0	1	35		
15	Malcolm Brogdon	g	3-9	0-1	6-8	3	2	5	4	12	7	0	1	0	38		
23	London Perrantes	g	5-8	4-6	0-0	1	3	4	2	14	3	2	0	0	39		
01	Justin Anderson	g	2-6	1-3	0-0	1	2	3	1	5	1	0	1	1	24		
11	Evan Nolte	g	1-6	0-5	1-1	0	2	2	4	3	0	0	0	0	12		
13	Anthony Gill	g	5-10	0-0	5-8	1	1	2	3	15	1	2	1	2	29		
32	Darion Atkins	g	1-1	0-0	0-0	0	0	0	1	2	0	0	0	0	3		
Team						6	2	8									
Totals			22-57	6-21	19-27	12	18	30	23	69	13	8	5	4	225		

FG % 1st Half: 13-26 50.0% 2nd half: 7-23 30.4% OT: 2-8 25.0% Game: 22-57 38.6%
3FG % 1st Half: 5-11 45.5% 2nd half: 1-6 16.7% OT: 0-4 0.0% Game: 6-21 28.6%
FT % 1st Half: 4-4 100.0% 2nd half: 14-22 63.6% OT: 1-1 100.0% Game:

OFFICIAL BASKETBALL BOX SCORE
Pittsburgh vs Virginia
Sat, Mar 15, 2014 1:00 PM Greensboro Coliseum

Fina

Pittsburgh 25-9												
No	Name	Total FG FGA	3-Pt FG FGA	FT FTA	Rebounds OF DF TOT	PF	TP	A	TO	BLK	S	MIN
02	Young, Michael	f 1 2	0 0	0 0	0 2 2	2	2	0	0	2	0	18
21	Patterson, Lamar	f 8 15	2 0	1 2	0 7 7	2	15	2	2	0	1	30
42	Zanna, Tobi	f 5 8	0 0	5 0	5 4 0	1	15	0	2	0	0	30
00	Robinson, James	0 2 8	1 3	2 2	1 4 5	3	7	3	0	0	1	34
03	Wright, Cameron	0 2 8	0 0	0 0	0 2 2	1	4	1	1	0	3	34
01	Arts, Jamal	0 4 4	0 1	0 2	1 0 1	2	0	1	0	0	1	27
13	Newkirk, Josh	1 5	0 2	1 2	0 0 0	3	3	3	1	0	1	11
11	Randall, Derrick	1 1	0 0	0 0	1 1 2	0	2	0	1	0	0	1
Team					1 0 1							
Totals		18 40	3 14	0 14	0 20 20	14	48	0	8	2	0	200
Total FG%		1st Half: 0-24 (37.5)	2nd: 0-25 (38.0)	OT: 0-0 (0.0)	Game: 18-40 (38.7)		Deadball					
3 PT FG%		1st Half: 1-5 (20.0)	2nd: 2-8 (22.2)	OT: 0-0 (0.0)	Game: 3-14 (21.4)		Rebounds					
FT%		1st Half: 5-8 (62.5)	2nd: 4-8 (50.0)	OT: 0-0 (0.0)	Game: 0-14 (0.0)		5					

Virginia 27-6												
No	Name	Total FG FGA	3-Pt FG FGA	FT FTA	Rebounds OF DF TOT	PF	TP	A	TO	BLK	S	MIN
25	Mitchell, Akil	f 4 8	0 0	0 0	2 8 8	2	8	0	3	1	0	30
10	Tobey, Mike	c 2 2	0 0	0 0	1 0 1	1	4	0	1	0	0	14
12	Harris, Joe	0 5 12	2 7	0 0	0 4 4	2	12	0	1	0	0	37
15	Brogdon, Malcolm	0 5 11	0 2	0 0	0 3 3	0	10	3	2	0	0	30
23	Perrantes, London	0 1 5	1 3	2 2	0 2 2	3	5	1	0	2	35	
01	Anderson, Justin	1 2	0 0	0 0	1 1 2	1	2	0	1	1	0	18
13	Gill, Anthony	3 7	0 0	4 5	0 5 5	3	10	1	0	1	25	
32	Atkins, Dorian	0 0	0 0	0 0	0 0 0	1	0	2	1	0	9	
11	Noble, Evan	0 0	0 0	0 0	0 0 0	0	0	0	1	0	2	
Team					1 1 2							
Totals		21 40	3 12	0 7	3 22 27	13	51	0	11	5	3	200
Total FG%		1st Half: 11-23 (47.8)	2nd: 10-22 (45.5)	OT: 0-0 (0.0)	Game: 21-40 (48.7)		Deadball					
3 PT FG%		1st Half: 2-10 (20.0)	2nd: 1-2 (50.0)	OT: 0-0 (0.0)	Game: 3-12 (25.0)		Rebounds					
FT%		1st Half: 2-2 (100.0)	2nd: 4-5 (80.0)	OT: 0-0 (0.0)	Game: 0-7 (0.0)		0					

Officials: Karl Hess, Roger Ayers, Sean Hall
Technicals: Pittsburgh-None Virginia-None
Attendance: 21,533

Scoring By Periods			
	1	2	Total
Pittsburgh	24	24	48
Virginia	20	25	51

Notes: 2014 ACC Tournament Game #12 - Semifinals
#1 Virginia vs. #6 Pittsburgh
Overtime: 0-0
Biggest Lead (and time - number of times): 8 P-2:30-0
Shots In The Paint: 13/19 - 25 Pts
Points Off Turnovers: 5
Fast Break Points: 5
1st (and all) Quarter FT: 1/2
Longest FG Drought (Period/Time): 5:59 P-2:30-3:30
Bench Points: 12

OFFICIAL BASKETBALL BOX SCORE
Duke vs Virginia
Sun, Mar 16, 2014 1:00 PM Greensboro Coliseum

Fina

Duke 26-8												
No	Name	Total FG FGA	3-Pt FG FGA	FT FTA	Rebounds OF DF TOT	PF	TP	A	TO	BLK	S	MIN
01	Parke, Jabari	f 8 24	2 4	3 3	4 4 8	4	23	1	1	1	2	34
05	Head, Rodney	f 4 12	2 2	3 5	0 2 2	4	13	3	1	0	0	30
21	Jefferson, Annie	f 5 7	0 0	1 2	2 2 4	4	11	1	0	0	1	38
04	Thompson, Tyler	0 0	0 0	0 0	1 2 3	0	0	1	2	0	1	18
13	Sullivan, Rashheed (0:30)	0 1 0	0 1	0 0	1 4 5	5	2	1	1	0	0	23
02	Coak, Quinn	2 0	1 2	0 0	1 4 5	3	5	0	0	0	2	30
40	Plumlee, Marshall	0 1	0 0	0 0	0 0 0	1	0	0	0	2	1	12
15	Heiston, Josh	0 0	0 0	0 0	1 0 1	1	0	0	0	0	0	3
13	James, Matt	0 0	0 0	0 0	0 0 0	0	0	0	0	0	0	3
34	Dawkins, Andre	3 8	3 5	0 1	0 0 0	2	0	0	0	1	0	7
Team					1 4 2 8							
Totals		24 63	8 14	7 11	14 20 34	28	63	13	8	3	7	200
Total FG%		1st Half: 0-30 (30.0)	2nd: 15-33 (45.5)	OT: 0-0 (0.0)	Game: 24-63 (38.1)		Deadball					
3 PT FG%		1st Half: 4-7 (57.1)	2nd: 4-7 (57.1)	OT: 0-0 (0.0)	Game: 8-14 (57.1)		Rebounds					
FT%		1st Half: 3-3 (100.0)	2nd: 4-8 (50.0)	OT: 0-0 (0.0)	Game: 7-11 (63.6)		1					

Virginia 28-6												
No	Name	Total FG FGA	3-Pt FG FGA	FT FTA	Rebounds OF DF TOT	PF	TP	A	TO	BLK	S	MIN
25	Mitchell, Akil	f 3 4	0 0	1 2	4 11 15	2	7	0	0	2	1	34
10	Tobey, Mike	c 4 5	0 0	0 0	2 2 4	2	8	0	0	0	0	18
12	Harris, Joe	0 5 11	2 5	3 5	0 2 2	4	15	2	0	1	0	37
15	Brogdon, Malcolm	0 7 17	2 5	7 10	1 2 3	3	23	1	1	0	0	30
23	Perrantes, London	0 1 3	1 2	4 4	0 3 3	2	7	3	4	0	0	28
13	Gill, Anthony	1 8	0 0	10 17	3 4 7	0	12	0	1	0	1	28
01	Anderson, Justin	0 1	0 0	0 0	1 1 2	1	2	0	2	0	0	15
32	Atkins, Dorian	0 0	0 0	0 0	0 0 0	1	0	0	0	2	0	1
Team					1 2 3 0							
Totals		21 47	5 12	25 38	12 27 39	15	72	8	8	5	2	200
Total FG%		1st Half: 8-23 (34.8)	2nd: 13-24 (54.2)	OT: 0-0 (0.0)	Game: 21-47 (44.7)		Deadball					
3 PT FG%		1st Half: 3-7 (42.9)	2nd: 2-5 (40.0)	OT: 0-0 (0.0)	Game: 5-12 (41.7)		Rebounds					
FT%		1st Half: 8-14 (57.1)	2nd: 16-24 (66.7)	OT: 0-0 (0.0)	Game: 25-30 (83.3)		0					

Officials: Jamie Luckie, Mike Eades, Tim Neslar
Technicals: Duke-Bench, Sullivan Virginia-None
Attendance: 21,533

Scoring By Periods			
	1	2	Total
Duke	25	38	63
Virginia	28	44	72

Notes: 2014 ACC Tournament Game #14 - Championship
#1 Virginia vs. #3 Duke
Overtime: 0-0
Biggest Lead (and time - number of times): 11 P-2:33-0
Shots In The Paint: 13/24 - 25 Pts
Points Off Turnovers: 7
Fast Break Points: 18
1st (and all) Quarter FT: 2
Longest FG Drought (Period/Time): 8:18 P-1:11:21-3:03
Bench Points: 14

VIRGINIA'S 2013-14 GAME-BY-GAME STARTERS

OPPONENT	1	2	3	4	5	RECORD
JMU	Brogdon	Harris	Anderson	Mitchell	Gill	1-0
VCU	Brogdon	Harris	Anderson	Mitchell	Gill	1-1
vs. Davidson	Perrantes	Brogdon	Harris	Mitchell	Gill	1-0
Navy	Perrantes	Brogdon	Harris	Mitchell	Tobey	1-0
Liberty	Perrantes	Brogdon	Harris	Mitchell	Tobey	2-0
Hampton	Perrantes	Brogdon	Harris	Mitchell	Tobey	3-0
vs. SMU	Perrantes	Brogdon	Harris	Mitchell	Tobey	4-0
vs. Missouri State	Perrantes	Brogdon	Harris	Mitchell	Gill	2-0
Wisconsin	Perrantes	Brogdon	Harris	Mitchell	Gill	2-1
at Green Bay	Perrantes	Brogdon	Harris	Mitchell	Gill	2-2
Northern Iowa	Brogdon	Harris	Anderson	Mitchell	Atkins	1-0
Norfolk State	Perrantes	Brogdon	Harris	Anderson	Atkins	1-0
at Tennessee	Brogdon	Harris	Anderson	Mitchell	Atkins	1-1
at Florida State	Perrantes	Brogdon	Harris	Mitchell	Tobey	5-0
Wake Forest	Perrantes	Brogdon	Harris	Mitchell	Tobey	6-0
at NC State	Perrantes	Brogdon	Harris	Mitchell	Tobey	7-0
at Duke	Perrantes	Brogdon	Harris	Mitchell	Tobey	7-1
Florida State	Perrantes	Brogdon	Harris	Mitchell	Tobey	8-1
North Carolina	Perrantes	Brogdon	Harris	Mitchell	Tobey	9-1
Virginia Tech	Perrantes	Brogdon	Harris	Mitchell	Tobey	10-1
at Notre Dame	Perrantes	Brogdon	Harris	Mitchell	Tobey	11-1
at Pitt	Perrantes	Brogdon	Harris	Mitchell	Tobey	12-1
Boston College	Perrantes	Brogdon	Harris	Mitchell	Tobey	13-1
at Georgia Tech	Perrantes	Brogdon	Harris	Mitchell	Tobey	14-1
Maryland	Perrantes	Brogdon	Harris	Mitchell	Tobey	15-1
at Clemson	Perrantes	Brogdon	Harris	Mitchell	Tobey	16-1
at Virginia Tech	Perrantes	Brogdon	Harris	Mitchell	Tobey	17-1
Notre Dame	Perrantes	Brogdon	Harris	Mitchell	Tobey	18-1
Miami	Perrantes	Brogdon	Harris	Mitchell	Tobey	19-1
Syracuse	Perrantes	Brogdon	Harris	Mitchell	Tobey	20-1
at Maryland	Perrantes	Brogdon	Harris	Mitchell	Tobey	20-2
vs. Florida State	Perrantes	Brogdon	Harris	Mitchell	Tobey	21-2
vs. Pitt	Perrantes	Brogdon	Harris	Mitchell	Tobey	22-2
vs. Duke	Perrantes	Brogdon	Harris	Mitchell	Tobey	23-2

VIRGINIA'S 2013-14 HONORS

NAME	HONOR
USA Basketball U19 Team (Tony Bennett/Mike Tobey)2013 USA Basketball Team of the Year (Jan. 16)
Joe HarrisPreseason All-ACC
Malcolm BrogdonCollege Sports Madness ACC Player of the Week (Feb. 3)
Joe HarrisNABC Allstate Good Works Team (Feb. 11)
Virginia Student Section ('Hoo Crew)Naismith Student Section of the Year (March 1)
Malcolm BrogdonCo-ACC Player of the Week (March 3)
Malcolm BrogdonCBSports.com National Player of the Week (March 3)
Malcolm BrogdonCollege Sports Madness ACC Player of the Week (March 3)
Tony BennettACC Coach of the Year (CollegeHoopsDaily.com)
Malcolm BrogdonAll-ACC First Team (Coaches)
Malcolm BrogdonAll-ACC Second Team (ACSMA)
Joe HarrisAll-ACC Second Team (Coaches)
Joe HarrisAll-ACC Third Team (ACSMA)
Akil MitchellAll-ACC Defensive Team (ACSMA & Coaches)
Akil MitchellAll-ACC Honorable Mention (ACSMA)
London PerrantesAll-ACC Freshmen Team (ACSMA & Coaches)
Justin AndersonSixth Man of the Year (ACSMA)
Tony BennettACC Coach of the Year (ACSMA & Coaches)
Tony BennettUSBWA District 3 Coach of the Year
Malcolm BrogdonUSBWA All-District 3 Team
Joe HarrisUSBWA All-District 3 Team
Malcolm BrogdonNABC District 2 Second Team
Joe HarrisNABC District 2 Second Team
Tony BennettCollegeSportsMadness.com ACC Coach of the Year
Malcolm BrogdonCollegeSportsMadness.com All-ACC Second Team
Joe HarrisCollegeSportsMadness.com All-ACC Third Team
Tony BennettCollegeSportsMadness.com National Coach of the Year
Joe HarrisACC Tournament Most Outstanding Player & ACC All-Tournament First Team
Malcolm BrogdonACC All-Tournament First Team
Anthony GillACC All-Tournament Second Team
Akil MitchellACC All-Tournament Second Team

NCAA TOURNAMENT HISTORY

Date	UVa Seed	Region (Site)	Opponent (Seed)	Score
3/13/76	--	East (Charlotte, N.C.)	DePaul (--)	L 60-69
3/13/81	1	East (Charlotte, N.C.)	Villanova (9)	W 54-50
3/19/81		East (Atlanta, Ga.)	Tennessee (4)	W 62-48
3/21/81		East (Atlanta, Ga.)	Brigham Young (6)	W 74-60
3/28/81		Final Four (Philadelphia, Pa.)	North Carolina (2-West)	L 65-78
3/30/81		Final Four (Philadelphia, Pa.)	LSU (1-Midwest)	W 78-74
3/14/82	1	Midwest (Indianapolis, Ind.)	Tennessee (9)	W 54-51
3/18/82		Midwest (Birmingham, Ala.)	UAB (4)	L 66-68
3/19/83	1	West (Boise, Idaho)	Washington State (8)	W 54-49
3/24/83		West (Ogden, Utah)	Boston College (4)	W 95-92
3/26/83		West (Ogden, Utah)	NC State (6)	L 62-63
3/16/84	7	East (East Rutherford, N.J.)	Iona (10)	W 58-57
3/18/84		East (East Rutherford, N.J.)	Arkansas (2)	W 53-51 (ot)
3/22/84		East (Atlanta, Ga.)	Syracuse (3)	W 63-55
3/24/84		East (Atlanta, Ga.)	Indiana (4)	W 50-48
3/31/84		Final Four (Seattle, Wash.)	Houston (2-Midwest)	L 47-49 (ot)
3/13/86	5	East (Greensboro, N.C.)	DePaul (12)	L 68-72
3/12/87	5	West (Salt Lake City, Utah)	Wyoming (12)	L 60-64
3/16/89	5	Southeast (Nashville, Tenn.)	Providence (12)	W 100-97
3/18/89		Southeast (Nashville, Tenn.)	Middle Tennessee (13)	W 104-88
3/23/89		Southeast (Lexington, Ky.)	Oklahoma (1)	W 86-80
3/25/89		Southeast (Lexington, Ky.)	Michigan (3)	L 65-102
3/16/90	7	Southeast (Richmond, Va.)	Notre Dame (10)	W 75-67
3/18/90		Southeast (Richmond, Va.)	Syracuse (2)	L 61-63
3/14/91	7	West (Salt Lake City, Utah)	Brigham Young (10)	L 48-61
3/19/93	6	East (Syracuse, N.Y.)	Manhattan (11)	W 78-66
3/21/93		East (Syracuse, N.Y.)	Massachusetts (3)	W 71-56
3/26/93		East (East Rutherford, N.J.)	Cincinnati (2)	L 54-71
3/18/94	7	West (Sacramento, Calif.)	New Mexico (10)	W 57-54
3/20/94		West (Sacramento, Calif.)	Arizona (2)	L 58-71
3/16/95	4	Midwest (Dayton, Ohio)	Nicholls State (13)	W 96-72
3/18/95		Midwest (Dayton, Ohio)	Miami (Ohio) (12)	W 60-54 (ot)
3/24/95		Midwest (Kansas City, Mo.)	Kansas (1)	W 67-58
3/26/95		Midwest (Kansas City, Mo.)	Arkansas (2)	L 61-68
3/13/97	9	West (Salt Lake City, Utah)	Iowa (8)	L 60-73
3/16/01	5	South (Memphis, Tenn.)	Gonzaga (12)	L 85-86
3/16/07	4	South (Columbus, Ohio)	Albany (13)	W 84-57
3/18/07		South (Columbus, Ohio)	Tennessee (5)	L 74-77
3/16/12	10	West (Omaha, Neb.)	Florida (7)	L 45-71

VIRGINIA BY REGION

Region	Record (Pct.)	Rd.64	Rd.32	Reg. SF	Reg. Final	Final Four
East	9-3 (.750)	2-2	3-0	2-1	2-0	
Midwest	1-1 (.500)	0-0	1-0	0-1	0-0	
Midwest	3-1 (.750)	1-0	1-0	1-0	0-1	
South	1-2 (.333)	1-1	0-1	0-0	0-0	
Southeast	4-2 (.667)	2-0	1-1	1-0	0-1	
West	3-6 (.333)	1-4	1-1	1-0	0-1	
Final Four	1-2 (.333)					1-2
OVERALL	22-17 (.564)	7-7	7-3	5-2	2-3	1-2

VIRGINIA BY LOCATION

Location	Record (Pct.)
Atlanta, Ga.	4-0 (1.000)
Birmingham, Ala.	0-1 (.000)
Boise, Idaho	1-0 (1.000)
Charlotte, N.C.	1-1 (.500)
Columbus, Ohio	1-1 (.500)
Dayton, Ohio	2-0 (1.000)
East Rutherford, N.J.	2-1 (.667)
Greensboro, N.C.	0-1 (.000)
Indianapolis, Ind.	1-0 (1.000)
Kansas City, Mo.	1-1 (.500)
Lexington, Ky.	1-1 (.500)
Memphis, Tenn.	0-1 (.000)
Nashville, Tenn.	2-0 (1.000)
Omaha, Neb.	0-1 (.000)
Ogden, Utah	1-1 (.500)
Philadelphia, Pa.	1-1 (.500)
Richmond, Va.	1-1 (.500)
Sacramento, Calif.	1-1 (.500)
Salt Lake City, Utah	0-3 (.000)
Seattle, Wash.	0-1 (.000)
Syracuse, N.Y.	2-0 (1.000)

VIRGINIA BY SEED

Seed	Record (Pct.)
1	7-3 (.700)
4	4-2 (.667)
5	3-4 (.429)
6	2-1 (.667)
7	6-4 (.600)
9	0-1 (.000)
10	0-1 (.000)
not seeded	0-1 (.000)

TONY BENNETT IN THE NCAA TOURNAMENT**AT WASHINGTON STATE (3-2)**

Date	WSU Seed	Region (Site)	Opponent (Seed)	Score
3/15/07	3	East (Sacramento, Calif.)	Oral Roberts (14)	W 70-54
3/17/07		East (Sacramento, Calif.)	Vanderbilt (6)	L 74-78 (2ot)
3/20/08	4	East (Denver, Colo.)	Winthrop (13)	W 71-40
3/22/08		East (Denver, Colo.)	Notre Dame (5)	W 61-41
3/27/08		East (Charlotte, N.C.)	North Carolina (1)	L 47-68

AT VIRGINIA (0-1)

Date	UVa Seed	Region (Site)	Opponent (Seed)	Score
3/16/12	10	West (Omaha, Neb.)	Florida (7)	L 45-71

TONY BENNETT IN THE NIT**AT WASHINGTON STATE (0-1)**

Date	WSU Seed	Opponent (Seed)	Score
3/17/09	7	at Saint Mary's (2)	L 57-68

AT VIRGINIA (2-1)

Date	UVa Seed	Opponent (Seed)	Score
3/19/12	1	Norfolk State (8)	W 67-56
3/24/12	1	St. John's (5)	W 68-50
3/26/12	1	Iowa (3)	L 64-75

NCAA TOURNAMENT SUPERLATIVES

VIRGINIA

	HIGHS	LOWS
Points	104 vs. Middle Tennessee (1989)	45 vs. Florida (2012)
Margin of Victory	27 vs. Albany (2007)	1 vs. Iona (1984)
Field Goals Made	36 vs. Boston College (1983) [36-72]	18 on four occasions, last - vs. Florida (2012) [18-47]
Field Goals Attempted	74 vs. Arizona (1994) [23-74]	38 vs. Washington State (1983) [19-38]
Field Goal Pct.	63.4 vs. NC State (1983) [26-41]	27.7 vs. Brigham Young (1991) [18-65]
3-Point FG Made	9 vs. Arizona (1994) [9-28] 9 vs. Albany (2007) [9-17]	1 vs. Brigham Young (1991) [1-15]
3-Point FG Attempted	28 vs. Arizona (1994) [9-28]	4 vs. Wyoming (1987) [3-4]
3-Point FG Pct.	75.0 vs. Wyoming (1987) [3-4]	6.7 vs. Brigham Young (1991) [1-15]
(min. 10 3FGA)	70.0 vs. Providence (1989) [7-10] 70.0 vs. Middle Tennessee (1989) [7-10]	6.7 vs. Brigham Young (1991) [1-15]
Free Throws Made	34 vs. LSU (1981) [34-38]	3 vs. Arkansas (1984) [3-6] 3 vs. Arizona (1994) [3-6]
Free Throws Attempted	42 vs. Nicholls State (1995) [32-42]	6 vs. Arkansas (1984) [3-6] 6 vs. Arizona (1994) [3-6]
Free Throw Pct. (min. 10 FTA)	90.9 vs. DePaul (1976) [10-11]	38.1 vs. Tennessee (1982) [8-21]
Offensive Rebounds	18 on three occasions - last vs. Arkansas (1995)	2 vs. Florida (2012)
Rebounds	50 vs. Boston College (1983)	21 vs. Arkansas (1984)
Rebound Margin	+16 vs. UAB (1982) [44-28] +16 vs. Albany (2007) [41-25]	-16 vs. Cincinnati (1993) [32-48] -16 vs. Florida (2012) [23-39]
Personal Fouls	27 vs. North Carolina (1981) 27 vs. Boston College (1983)	10 vs. Tennessee (1981) 10 vs. Oklahoma (1989)
Disqualifications	3 vs. Boston College (1983)	0 - many times
Assists	19 vs. Boston College (1983)	5 vs. Kansas (1995) 5 vs. Tennessee (2007)
Turnovers	21 vs. Cincinnati (1993)	6 vs. Notre Dame (1990)
Blocked Shots	8 vs. Cincinnati (1993)	0 - five times
Steals		12 vs. Nicholls State (1995) 0 vs. Arkansas (1995)
Overtime Periods	1 - three times - last vs. Miami (Ohio) (1995)	

OPPONENTS

	HIGHS	LOWS
Points	102, Michigan (1989)	48, Tennessee (1981) 48, Indiana (1984)
Margin of Victory	37, Michigan (1989)	1, NC State (1983)
Field Goals Made	41, Michigan (1989) [41-70]	19, Brigham Young (1991) [19-37]
Field Goals Attempted	78, Boston College (1983) [34-78]	37, Brigham Young (1991) [19-37]
Field Goal Pct.	58.6, Michigan (1989) [41-70]	31.8, Massachusetts (1993) [21-66]
3-Point FG Made	11, Michigan (1989) [11-20] 11, Tennessee (2007) [11-26]	2, three times, last - Kansas (1995) [2-21]
3-Point FG Attempted	26, Albany (2007) [8-26] 26, Tennessee (2007) [11-26]	4, Notre Dame (1990) [2-4]
3-Point FG Pct.	55.0, Michigan (1989) [11-20]	9.5, Kansas (1995) [2-21]
(min. 10 3FGA)	55.0, Michigan (1989) [11-20]	9.5, Kansas (1995) [2-21]
Free Throws Made	28, North Carolina (1981) [28-37]	2, Tennessee (1981) [2-4]
Free Throws Attempted	37, North Carolina (1981) [28-37]	4, Tennessee (1981) [2-4]
Free Throw Pct. (min. 10 FTA)	91.7, Manhattan (1993) [11-12]	51.9, Kansas (1995) [14-27]
Free Throw Pct. (under 10 FTA)	100.0, Indiana (1984) [6-6]	50.0, Tennessee (1981) [2-4]
Best Perfect FT Game	6-6, Indiana (1984)	
Offensive Rebounds	24, Cincinnati (1993)	6, Michigan (1989) 6, Brigham Young (1991)
Rebounds	48, Cincinnati (1993)	19, Tennessee (1981)
Rebound Margin	+16, Cincinnati (1993) [48-32] +16, Florida (2012) [39-23]	-16, UAB (1982) [28-44] -16, Albany (2007) [25-41]
Personal Fouls	34, Syracuse (1984)	10, three times, last - Florida (2012)
Disqualifications	5, Syracuse (1984)	0 - many times
Assists	23, Michigan (1989)	7, DePaul (1976)
Turnovers	22, Nicholls State (1995)	6, Tennessee (1982) 6, NC State (1983)
Blocked Shots	13, Brigham Young (1991)	0 - seven times
Steals	13, Arkansas (1984)	1, three times, last - Brigham Young (1991)

NCAA TOURNAMENT INDIVIDUAL SUPERLATIVES

	VIRGINIA	OPPONENT
Points	33, Richard Morgan vs. Providence (1989) 33, Richard Morgan vs. Middle Tennessee (1989)	39, Al Wood, North Carolina (1981)
Rebounds	21, Ralph Sampson vs. UAB (1982)	15, Kerry Hammonds, Middle Tennessee (1989)
Offensive Rebounds	8, Junior Burrough vs. Arkansas (1995)	6, Keith Bullock, Manhattan (1993)
Field Goals Made	11 on five occasions <i>last - Roger Mason, Jr. vs. Gonzaga (2001) [11-19]</i>	14, Al Wood, North Carolina (1981) [14-19]
Field Goals Attempted	22 on three occasions <i>last - Junior Burrough vs. Arizona (1994) [9-22]</i>	22, Michael Adams, Boston College (1983) [7-22]
Field Goal Pct. (Min 10 FTA)	90.0, John Crotty vs. Providence (1989) [9-10]	81.3, Glen Rice, Michigan (1989) [13-16]
Field Goal Pct. (Min 10 FTM)	76.9, John Crotty vs. Middle Tennessee (1989) [10-13]	81.3, Glen Rice, Michigan (1989) [13-16]
Best Perfect FG Game	9-9, Jeff Jones vs. UAB (1982)	6-6, Patric Young, Florida (2012)
3-Point FG Made	5 on five occasions <i>last - J.R. Reynolds vs. Albany (2007) [5-7]</i>	7, Sean Higgins, Michigan (1989) [7-10]
3-Point FG Attempted	12, Curtis Staples vs. Nicholls State (1995) [3-12]	11, Nick Van Exel, Cincinnati (1993) [3-11]
3-Point FG Pct. (Min 5 3FGA)	83.3, Richard Morgan vs. Middle Tennessee (1989) [5-6]	80.0, Glen Rice, Michigan (1989) [4-5]
Best Perfect 3FG Game	4-4, John Crotty vs. Providence (1989)	2-2 on three occasions
Free Throws Made	12, Bryant Stith vs. Middle Tennessee (1989) [12-12] 12, Harold Deane vs. Nicholls State (1995) [12-14]	11, Al Wood, North Carolina (1981) [11-13]
Free Throws Attempted	14, Harold Deane vs. Nicholls State (1995) [12-14]	13, Al Wood, North Carolina (1981) [11-13] 13, Khalid Reeves, Arizona (1994) [10-13]
Free Throw Pct. (min. 10 FTA)	100.0, Bryant Stith vs. Middle Tennessee (1989) [12-12]	90.0, Tom Garris, Boston College (1983) [9-10] 90.0, Chris Lofton, Tennessee (2007) [9-10]
Best Perfect FT Game	12-12, Bryant Stith vs. Middle Tennessee (1989)	7-7, Oliver Robinson, UAB (1982)
Assists	14, John Crotty vs. Middle Tennessee (1989)	11, Nick Van Exel, Cincinnati (1993)
Turnovers	7, Harold Deane vs. Nicholls State (1995)	8, Akeem Olajuwon, Houston (1984)
Blocked Shots	4, Ralph Sampson on five occasions <i>last - Sampson vs. NC State (1983)</i>	10, Shawn Bradley, Brigham Young (1991)
Steals	5, Othell Wilson vs. Washington State (1983) 5, Harold Deane vs. Nicholls State (1995)	8, Alvin Robertson, Arkansas (1984)
Minutes	45, Othell Wilson vs. Houston (1984)	45, on six occasions

VIRGINIA'S TOP-10 SCORERS

1.	Richard Morgan vs. Providence (1989)	33
	Richard Morgan vs. Middle Tennessee (1989)	33
3.	Bryant Stith vs. Syracuse (1990)	30
	Roger Mason, Jr. vs. Gonzaga (2001)	30
5.	Bryant Stith vs. Oklahoma (1989)	28
	John Crotty vs. Notre Dame (1990)	28
	Junior Burrough vs. Miami (Ohio) (1994)	28
	J.R. Reynolds vs. Albany (2007)	28
9.	Cory Alexander vs. Manhattan (1993)	27
10.	Bryant Stith vs. Middle Tennessee (1989)	26
	J.R. Reynolds vs. Tennessee (2007)	26

VIRGINIA'S TOP-10 REBOUNDERS

1.	Ralph Sampson vs. UAB (1982)	21
2.	Junior Burrough vs. Arkansas (1995)	16
3.	Craig Robinson vs. Boston College (1983)	15
4.	Kenton Edelin vs. Syracuse (1984)	14
	Brent Dabbs vs. Oklahoma (1989)	14
6.	Jason Williford vs. Miami (Ohio) (1995)	13
7.	Ralph Sampson vs. Villanova (1981)	12
	Ralph Sampson vs. Brigham Young (1981)	12
	Ralph Sampson vs. Washington State (1983)	12
	Brent Dabbs vs. Michigan (1989)	12
	Junior Burrough vs. Miami (Ohio) (1995)	12
	Junior Burrough vs. Kansas (1995)	12

VIRGINIA CAPABLE OF MUCH MORE AFTER ACC CHAMPIONSHIP

By: David Teel, Daily Press • March 17, 2014

Justin Anderson is the consummate ham, a natural performer with the panache, eloquence and wit to command a basketball court, locker room or social occasion.

But when ACC commissioner John Swofford attempted to hand Anderson the conference's basketball championship trophy Sunday afternoon, Anderson immediately deferred. He knew where Virginia's first such hardware in 38 years belonged.

So fittingly and joyously, seniors Joe Harris and Akil Mitchell, the sterling remnants of coach Tony Bennett's first Cavaliers recruiting class, lifted the trophy for the thousands of Virginia faithful in Greensboro Coliseum to see.

"I didn't want that (trophy)," said Anderson, a sophomore and the ACC's sixth man of the year. "I knew exactly where it belonged. It belonged in . . . Joe Harris and Akil Mitchell's hands. Those guys put us on their backs. They believed.

"A special thing about those guys, too: They had (four) guys in their class that transferred . . . and they did a great job sticking it out and coming together and just leading the team to where we are right now. Those are the guys who should hoist that trophy and get that image, because that's a memory that they'll never forget."

Difficult as this may be, set aside critiques of the NCAA tournament bracket unveiled hours after Virginia's victory. Interrupt analysis of the Cavaliers' Final Four prospects.

Instead, allow Sunday's achievement to marinate for just a moment.

Virginia's first ACC tournament championship since 1976 comes in Bennett's fifth season, appropriate for a coach who preaches patience and program foundation rather than quick fixes.

Moreover, the title came in a bruising and breathtaking 72-63 conquest of Duke, the conference's gold standard.

"I admire them," said Mike Krzyzewski, the Blue Devils' Hall of Fame coach. "I think they're a helluva basketball team. They've had a great season, great kids, unselfish. They're one of the best teams in the country. They've done that in a consistent manner."

Yes they are and yes they have.

But don't forget where they were, fresh off an 11th-place ACC finish, when Bennett arrived from Washington State. In each of Bennett's years, Virginia has won more ACC games than the previous season, and this team figured to continue the trend.

But few, if any, expected a crescendo, a 16-2 ACC record, the program's first outright regular-season title since 1981, a three-game sweep of the league tournament and a No. 1 NCAA East Regional seed.

Anyone questioning that seed needs to cue up Sunday's victory over Duke.

The Cavaliers (28-6) countered every Blue Devils punch, of which there were many. Even when Duke freshman Jabari Parker was auditioning for the NBA draft with stepbacks, post spins and poster-worthy dunks, Virginia didn't flinch.

And the beauty of it, the beauty in the way the Cavaliers have played all season, is that you never know who it will be. Duke had one viable option: Parker. Virginia had Harris and Mitchell and Malcolm Brogdon and Anthony Gill and Mike Tobey and . . .

"We knew we couldn't do it one-on-one," Anderson said. "Those guys are a lot of great one-on-one players. Collectively, we're a great team. So it had to be team against one-on-one."

With a championship game in the balance, a championship for which fans have long pined, with Greensboro Coliseum at full-throated roar, Virginia scored on nine consecutive possessions and 16 of its last 18.

And that's what separates this team from Bennett's others. All of his squads have defended fiercely. This bunch, especially in a pinch, can score.

"It's hard to play 35 seconds of defense against us," point guard London Perrantes said. "We're always running off screens. You're going to get hit. It's going to wear you down. . . . I feel like they started to break down at the end, and that's what gave us open looks."

Sunday's ringleaders — thank you, basketball gods — were the seniors who early in their careers braved losing games and teammates.

Mitchell harassed Parker into 9-of-24 shooting and snatched a game-high 15 rebounds, one shy of his career best. When Parker challenged Mitchell off the dribble during the opening minutes, Mitchell held his ground and blocked Parker's jumper.

Message sent.

Harris, the tournament's MVP, played a season-high 37 minutes, smothered Rodney Hood on defense and swished the game's biggest shot, a left-wing 3-pointer that gave the Cavaliers a 64-57 lead.

"I feel like that's a moment Joe dreamed of," Anderson said. "The way he caught it in rhythm. . . . He has that clutch gene."

"This is what we wanted to do when we first came here," Harris said, "and this is a special feeling. But at the same time, we only have a short (time) to celebrate this. We always talk about how we'll celebrate our season, our careers and all that later on at some point because we still have a lot of unfinished business."

Indeed, as remarkable as the Cavaliers' ACC dominance was, they are capable of more, much more. The Final Four? Absolutely. The national title? Hey, once you get to the final weekend, anything is possible.

Virginia's East bracket includes Big East regular-season champ Villanova and Iowa State and Michigan State, the winners of the Big 12 and Big 10 tournaments, respectively. None of these Cavaliers has ever won an NCAA game, but Sunday provided a primer.

"We saw how tough it was," Anderson said. "We saw how gritty you have to be, how you have to battle through adversity, battle through calls . . . and great players. That really showed us what we will have to go through in the (NCAA) tournament."

"It was a fun ride," Perrantes said of the ACC, "but we still have a lot more to go. I'm not planning on stopping anytime soon."

The last time Virginia took that ride, Randle P. McMurphy was coaching hoops in "One Flew Over The Cuckoo's Nest," and Tony Bennett was 6-years-old. That explains the outpouring from Cavaliers fans in the house Sunday and their reluctance to exit the confetti-littered arena.

"It's been awhile," Mitchell said. "I don't think it's sunk in yet, but we've solidified ourselves in the history of U.Va."

SELECTION SHOW CAPS UNFORGETTABLE DAY FOR 'HOOS

By Jeff White, VirginiaSports.com • March 16, 2014

Great day to be a 'Hoo!

Members of the UVa men's basketball team hear that phrase regularly from assistant coach Jason Williford, a proud alumnus who never tires of repeating it.

Virginia fans everywhere voiced variations of Williford's trademark line Sunday, a day that grew more memorable for Tony Bennett's team by the hour.

First, at the Greensboro Coliseum, Virginia defeated Duke 72-63 to win the ACC tournament for the first time since 1976 and only the second time in program history. When the game ended, multi-colored confetti dropped from the ceiling, covering everyone on or near the court, and years of pent-up frustration were released in a frenzied celebration.

"That's a long time, 38 years," sophomore swingman Justin Anderson said.

As UVa's band played "We Are The Champions," the newly crowned champions basked in the applause of the fans who'd turned the 23,500-seat Greensboro Coliseum into a larger version of John Paul Jones Arena. Among those in attendance were the University's president, Teresa Sullivan; Bennett's parents, Dick and Anne; and Terry Holland, coach of the UVa team that won the ACC title in 1976.

"It felt amazing," senior big man Akil Mitchell said. "That's what you dream of."

Bennett said he savored "that moment when you're on the floor [and] you see your wife, you see your parents, you see the joy in these guys' eyes and hearts. That's gratifying as anything. I soaked that up without a doubt. I gave thanks certainly for all that's happened, as I said, through the tough times, through the good times."

The fun was only beginning for the Wahoos. About three hours later, they were awarded one of the NCAA tournament's four No. 1 seeds. The top seed in the East Region, Virginia (28-6) will face No. 16 seed Coastal Carolina (21-12) in a second-round game Friday around 9:25 p.m. at PNC Arena in Raleigh, N.C.

The 'Hoos watched the NCAA selection show in Danville, Va., of all places. With bad weather predicted Sunday night in Charlottesville, UVa's team bus left the arena around 4:45 p.m. An hour up the road, the Cavaliers stopped in Danville at Kickback Jack's, a sports bar where a private room, with seven large-screen TVs, had been reserved for the traveling party.

Dozens of orange-and-blue-clad supporters beat the team to the restaurant, and they cheered as the players and coaches walked in.

"It was great just to see UVa fans traveling and supporting us like that," redshirt sophomore big man Anthony Gill said.

On the road to Danville, the team had watched various talking heads on TV critique the Cavaliers. Former Virginia coach Pete Gillen said the 'Hoos deserved a No. 1 seed. But former Villanova coach Steve Lappas made it sound as if Virginia would be fortunate to get a No. 2 seed, and bracketologist Jerry Palm declared flatly that UVa would not be a No. 1.

"They were hating on us," Gill said later, laughing.

About 30 minutes into the selection show, the final authority -- the NCAA -- delivered its verdict. The teams in the East Region were revealed, and Virginia received the fourth No. 1 seed in program history.

Players and managers and coaches and their families leaped to their feet. Bennett wasn't as demonstrative as his assistants, but he clapped his hands and smiled and then hugged his wife, Laurel.

His players were less restrained. They huddled together at one end of the room, whooping and raising a familiar chant: "'Hoos! 'Hoos! 'Hoos!"

"Everyone just went crazy," Gill said.

This is Bennett's fifth season at UVa. His first team won 15 games, his second 16, his third 22 (with a trip to the NCAAs) and his fourth 23, including two in the National Invitational Tournament.

His fifth team finished 16-2 in conference play to run away with the regular-season title, and Bennett was named ACC coach of the year. Three wins in the ACC tournament followed -- over No. 9 seed Florida State, No. 5 seed Pittsburgh and, finally, No. 3 seed Duke.

"I think they're a helluva basketball team," Duke coach Mike Krzyzewski said.

Not since 1995 had the Cavaliers advanced to the ACC semifinals. Not since '94 had they played in the championship game. Not since '76, when as a sixth seed the Wally Walker-led 'Hoos prevailed in Landover, Md., had they won it all.

"I don't think it's sunk in yet," senior big man Akil Mitchell said Sunday, "but we've solidified ourselves in the history of UVa."

And that, Bennett told his players in Danville, is "pretty cool. Pretty cool to be in this spot and enjoy what we have today. That was fun, but we still got a lot to do."

In the regular season, Duke edged UVa 69-65 at Cameron Indoor Stadium. Had the Blue Devils won the rematch, too, Virginia might well have dropped to a No. 3 seed in the NCAA tournament. But the Cavaliers pounced early and never looked rattled, even when the Devils' wondrous freshman, 6-8 forward Jabari Parker, appeared on the verge of taking the game over.

"We didn't put too much hype on this game," UVa freshman point guard London Perrantes said. "We just went out and played our game, regardless of who we were playing or what we were playing for. I feel like we're starting to play our best ball right now."

Four Cavaliers received all-tournament honors. Gill and Mitchell, former teammates at Charlotte Christian School, were named to the second team. The first team included redshirt sophomore guard Malcolm Brogdon and senior guard Joe Harris, who was named the tournament MVP.

Of the six players who made up Bennett's first recruiting class at UVa, Mitchell and Harris are the only ones remaining in the program.

"This is what we wanted to do when we first came here, and this is a special feeling," said Harris, who's from Chelan, Wash.

The 6-6 Harris scored 13 of his 15 points in the second half Sunday. Three came on a deep shot from the left wing that put Virginia ahead 64-57 with 1:58.

The 6-8 Mitchell grabbed 15 rebounds -- no other player on either team had more than eight -- and also had seven points, two blocked shots and one steal. The 6-5 Brogdon scored a career-high 23 points.

"He's steady, kind of unflappable, and so strong," Krzyzewski said of Brogdon. "Strong mentally and, obviously, strong physically. He and Harris, they're two men ... Those two and Mitchell give you three of the better players in the country on one team."

Other standouts for UVa included 6-11 sophomore Mike Tobey, who scored eight points on 4-for-5 shooting, and the 6-8 Gill, who contributed 12 points and seven rebounds in 26 minutes off the bench.

"Going into the game, Coach said we were going to have an advantage inside," Tobey said, "so I think me and A.G. and Akil did a really good job of crashing the offensive glass and going to work down there."

Selection Show Caps Unforgettable Day for 'Hoos (cont.)

Little came easily for Gill on Sunday. He missed 5 of 6 shots from the floor and 7 of 17 from the line. But he attacked the glass relentlessly and was the main reason why Duke was in foul trouble for much of the game.

"It was definitely a different kind of game for me," Gill said, "because I'm not used to missing that many shots. But I didn't lose any confidence. I just kept shooting it, and Coach has confidence in me, so I was OK."

Parker, a first-team All-ACC selection, led the Blue Devils with 23 points. If not for Mitchell's defensive prowess, Parker might have scored at least 10 more.

"He's special, strong, athletic, quick," Mitchell said.

Of course, those adjectives can also be used to describe Mitchell as a defender.

"He is just relentless, and he can slide his feet like a guard," Tobey said. "And he's 6-8 and can run. He's a ridiculous athlete and he just does an amazing job."

Parker would not disagree with that assessment of Mitchell. "He's a good defensive player," Parker said, "and he should be one of the greatest defensive players in Virginia history."

Duke opened the scoring Sunday with a basket by big man Amile Jefferson, but Virginia answered with nine straight points: four by Tobey and five by Brogdon. The Blue Devils pulled even at 19-19 on a 3-pointer by Parker, but the 'Hoos responded with six straight points.

"You have to answer in a game like this," Bennett said, and his team did so every time Duke made a run.

With 15:18 remaining, Parker put the Devils ahead for the first time since the game's opening minute, but Brogdon responded with a jumper. When Parker scored with 8:36 left to give Duke a 47-46 lead, Gill answered with a free throw that tied the game. The Blue Devils never led again.

"I want to congratulate Virginia," Krzyzewski said. "It was an amazingly physical game. Both teams wanted it so hard, so much. They were poised. They finished better than we did."

That they had such a boisterous crowd urging them on helped the Cavaliers immensely. Virginia fans were in full voice from well before the opening tipoff until long afterward.

"I thought because [Greensboro is] so close to Duke, we were going to be Blue Deviled out," Anderson said, "and to hear our fans outnumber them in our chants, it was great."

Harris said: "That was unbelievable, to have the support that we had. We were kind of joking around when we came in, [saying], 'Where are the Duke fans?' All we could see was orange when we drove over here. It's special to share it with the fans. They deserve it. The city of Charlottesville deserves an ACC tournament title. They've been extremely loyal and very supportive ever since I've gotten to the school here."

Bennett agreed, saluting what he called Virginia's "faithful fans."

"I think they appreciate how these guys have gone about doing it, the way they play, the kind of character they [show] off the court, and they've watched these two grow up," Bennett said, motioning to Harris and Mitchell.

More fans were waiting outside in the snow Sunday night when the team bus arrived back at JPJ, and the players thanked them for their support.

As for the scene at the Greensboro Coliseum earlier in the day, Bennett said, "I don't know if it's always this charged in here or this electric with the crowd noise and the atmosphere, but it sure felt special, and that's a big shout out to the Cavalier fans."

When Bennett heard Virginia fans chanting Sunday, "I said, 'Are we in John Paul Jones Arena or in Greensboro?' It felt like a home crowd at times. Duke got it going, but that was a special crowd."

A special crowd on a special day. A great day to be a 'Hoo, you might say.

ACC TOURNAMENT: VIRGINIA'S JOE HARRIS PREFERS TO 'FLOAT UNDER THE RADAR'

By Mark Giannatto, *Washington Post* • March 13, 2014

Virginia senior Akil Mitchell meant for it to be a practical joke, not national news.

But following a home win over Maryland last month, Mitchell decided to tell a few reporters about fellow senior Joe Harris's favorite entertainer: Katy Perry. He cranks the volume up in the car and sings along, Mitchell said, just another example of how "weird" his friend and teammate can be.

Two days later, the headline on USA Today's Web site — "Virginia's Joe Harris is the most die-hard Katy Perry fan" — sent Harris searching for Mitchell. The senior didn't like this sort of attention, even if Mitchell's comments weren't all that inaccurate.

"That was blown out of proportion. That was Akil. He said, 'I blast it in my car all the time,' which is not true," Harris said with a sheepish smile this week. "I am a Katy Perry fan — I did go to her movie — but not as much as Akil blew it up to be."

If Harris had his choice, he would always "float under the radar," content to be in the background. It's how the Chelan, Wash., native has been since he can remember and is why he has enjoyed this season more than last year, when he led Virginia in scoring and earned first-team all-ACC honors.

With more weapons around, Harris passed up more shots and took on a more complementary role as the Cavaliers racked up win after win. Though his minutes and scoring dropped and he had to settle for third-team all-ACC status this year, the approach paved the way for Virginia's first outright ACC regular season title since 1981.

"I think everybody else sees the leading scorer and this guy with all the preseason accolades buy in, and they're able to do the same thing and play with a similar mind-set," Harris said.

This, though, is part of the dilemma Harris will be forced to confront when top-seeded Virginia faces No. 9 seed Florida State on Friday in an ACC tournament quarterfinal at Greensboro Coliseum.

The Cavaliers are only playing for seeding in the NCAA tournament at this point, but the program has had little success in the postseason of late. Nobody on Virginia's roster has won a game in the NCAA or ACC tournaments. Coach Tony Bennett hasn't won a game in the NCAA tournament and only one game in the ACC tournament since he arrived in Charlottesville in 2009.

How far they go this time around could depend on Harris, who may have grown too comfortable allowing others to take hold of the spotlight this season. Sometimes a situation demands a star.

"Joe has to be assertive. That's important for us," Bennett said this week. "The one thing that people don't always see, even though we have more weapons, more balance, he still is the focal point of most all defenses. They really tag him. They shade towards him. They don't want to let him get going."

Recently, opponents have been succeeding. Harris, who is averaging 11.4 points per game (down from 16.3 last season), has shot just 31 percent over the past six contests. He hasn't connected on better than 50 percent of his field goals since a Jan. 18 win over Florida State.

It's the same sort of late-season shooting swoon Harris went through a year ago when the Cavaliers narrowly missed the NCAA tournament.

But he has shown a penchant for hitting timely three-pointers this season, often giving Virginia the lead in the second half because he refuses to think about his shooting woes.

"That's when you're going to be a problem," Harris said.

Bennett believes his co-captain's role-player mentality will serve him well next year in the professional ranks, and Harris remains an underrated defender and passer. Duke's Mike Krzyzewski even called him "a coach's dream" earlier this season.

"To me, if they don't have him, they don't win a championship," Boston College Coach Steve Donahue said recently. "Many players would have handled it a lot different. For scoring to go down like that, and not only has he handled it, he's embraced it and made his team better."

But in Charlottesville, a town that had been starved for a winner on the hardwood, he simply can't slip into the shadows. Not after *Seventeen* magazine named him one of the "25 hottest guys" in college sports, a distinction his teammates don't hesitate to remind him about.

Center Mike Tobey, who shares an apartment with Harris and sophomore Evan Nolte near campus, likes to tell the story about the first time he roomed on the road with Harris this season. In the middle of the night, Harris suddenly sat up in bed and began mumbling to himself.

A "freaked-out" Tobey began asking, "What are you saying? Are you all right? Do you need some water," and got no answer. He then confronted Harris in the morning.

It turns out Harris has been known to sleepwalk and talk in his sleep since childhood. He just opted to keep that detail to himself.

"He definitely doesn't like the attention," Tobey said with a laugh. "It's funny because he is kind of a big deal."

WORTH THE WAIT

By: Matt Norlander, *sportsonearth.com* • March 3, 2014

The evidence of Tony Bennett's coaching ability can be found, permanently, in his patience. And with that patience, and his quiet, kind conviction, comes results. They don't pore in; they germinate. Bennett is not college basketball's Jim Harbaugh -- in pretty much every possible sense. He does not arrive at a program with bombast or swagger and promise to turn things around immediately and with grand success.

Not that there's anything wrong with that process. It's just not Tony. He's affable yet bashful. After all, this is a guy who just equated one of the biggest wins in Virginia history to the fervor of ... a Taylor Swift concert. It was a college basketball first. Hell, it was a sports first.

Bennett's found peace in pace, both how his team plays (at 60.8 possessions per game in his coaching career, Bennett's teams are among the slowest and most methodical in all of college basketball) and in the way the rebuilding process must come about. As his dad, legendary coach Dick Bennett once told him, you better pick a group of men you can lose with first. If a team can buy in, endure the slog and play for something bigger than themselves -- if they can play for those who will come after them, and perhaps achieve more than they will -- that's when everyone eventually wins together.

The principle is as much a platitude as it is a necessary bedrock for many a college program, regardless of sport. Bennett's adapted to it extremely well during his life, like his father did, back when Dick changed the culture at Wisconsin. That was before Bo Ryan seamlessly took the baton and kept the Badgers nationally viable. Tony dedicated himself to the approach as a player at Green Bay, leading the program to its first NCAA tournament in 1991.

After he left, the school made three more NCAA tournaments in the ensuing four years. Here's a nice coincidence: Long after the residue from the Tony Bennett era has worn away, the Phoenix this year are on pace to make it back to the NAAs after an 18-year hiatus.

"Those experiences of rebuilding programs is huge," Bennett said. "It helps you along the way. There are times when it's not going to look like it's going to happen, but it helps you stay faithful."

And now, at two very tough coaching gigs (Washington State and Virginia), Bennett has shown to be quite the basketball architect. He coached in Pullman, Wash., for three seasons, and in 2008 took the Cougars to the Sweet 16.

It was the school's first trip to the Sweet 16 in its 107-year history of playing college basketball. The only other second-weekend appearance came in 1941, the third year of the NCAA tournament's existence. That tournament field began with eight teams.

Bennett's quick Cougars stint accounts for 33 percent of the school's NCAA tournament appearances. The achievement ultimately led to his hiring at Virginia, and since Bennett arrived in 2009, the program's flowered with each successive season. It was 15 wins in the inaugural year. Sixteen in 2010-11. Then 22 the next year, 23 a season ago and now, in year No. 5, 25 wins (the most in 19 seasons) and counting for the Virginia Cavaliers, who on Saturday methodically suffocated Syracuse to the rhythm of a 75-56 victory.

It was a program-record 13th straight ACC win that gave Virginia its first outright league title since 1981 -- which is the only other time the Hoos have solely reigned over the proud, historic conference during their 61-year inhabitancy.

There is something about Tony Bennett and the way he obliterates low expectations and redefines success at dormant programs. There are no coincidences at play here.

As the game drew to a close Saturday night, fans full throat at what this team had done, Bennett couldn't help but get emotional. He gave senior Joe Harris a bear hug as he came off the floor to a standing ovation, the men embracing at the culmination of what they sold each other on the spring before both of them left the Evergreen State for a risk on the other side of the country.

"One of the main reasons I came here, and I know that Akil [Mitchell] came here, was to be the foundation for Coach Bennett's program and turning this thing around back to what it used to be," Harris said. "For us to go out this way with an ACC crown is unreal. I can't even describe it."

After the game, Bennett said on TV he didn't deserve all this, the admiration and attention. It was an interesting thing to say. When do you ever hear a coach say he doesn't "deserve" the achievement he just helped create?

"I said it, I guess, because in the moment I was overwhelmed with thankfulness," Bennett said by phone Monday afternoon. "Really, for the guys I have on the team, my staff and the Lord. My faith is really important. I was thinking, my life, just how blessed I am to experience that. Here I am, who am I to be coaching in this setting? It was a powerful moment."

A few tears got away in the closing seconds as he looked over to his wife, Laurel, who was a few rows back, behind the team bench. She was smiling and her "eyes might have been watering as well," according to Bennett.

"You see your dear friends, people who have meant a lot to you," Bennett said. "As a player I was poised, and even on the sideline I have a pretty good temperament, but I don't know. I guess sometimes when you see something you're thankful for, you get [emotional]. After 33 years, that happened. And if you could have been in that building, it was palpable. The electricity and joy."

Dad, now closing in on 71, wasn't there Saturday. He doesn't attend any games these days. "He rarely watches them -- but he saw Saturday," Bennett, who refers to his dad as a "light-house," said.

And now, with Virginia becoming a national story, Bennett's sheepish to embrace what comes with it: all that publicity. He'd rather be clamping down on the next game and worrying about keeping this streak going than spending an entire morning with a myriad of media members discussing the season so far.

"To me, you get so much attention when you play well, we get more than enough because of the league we're in, and that's enough," Bennett said. "That's the reward. As far as talking about myself, what's going on, I don't enjoy that, I'll be honest with you. ... Beating the bandwagon will not help us anymore."

Still, with this ACC title, and a possible No. 2 seed awaiting the Cavs in 12 days, it is time to stop and acknowledge how big a deal this is in that league and for that program. And yet, despite this run, because Virginia's ACC schedule hasn't been as rigorous as Duke's or Syracuse's or North Carolina's, UVA's still not seen as a viable national title contender. That's also based in part on Bennett's reputation as a coach without stars and without sexy offense. Ironic, considering he's still the all-time leader in three-point percentage in college hoops history (49.7) and led the Mid-Continent Conference in points and assists during his Phoenix days.

Converting the masses to Virginia's basketball tenets isn't necessarily a hurdle Bennett sees as a mandatory obstacle. Green Bay had never made the NCAA tournament. Until it did. Washington State had never earned a No. 4 national ranking and back-to-back NCAA tournament appearances. Until it did. Virginia had not won an ACC regular-season title in the expanded NCAA tournament era. Until it did.

With Bennett, they did.

Virginia's not won a NCAA tournament game under Bennett. Until it will. Slowly but surely, he'll grow the program, and then more and more people will buy in. He'll be patient with the process, even if many others can't.

And if he stays in Charlottesville, those fans won't have to wait another 33 years.

TONY BENNETT, JOE HARRIS REAP REWARDS OF THEIR FAITH IN EACH OTHER

By: Seth Davis, *Sportsillustrated.com* • March 3, 2014

It started with two leaps of faith.

Joe Harris, who grew up in the small central Washington town of Chelan, was the state's Mr. Basketball as a high school senior. Yet, the only high-major school that offered him a scholarship was Washington State. In the spring of 2009, just four days after Cougars coach Tony Bennett came to Chelan to watch Harris work out in an open gym, Bennett accepted an offer to become the new coach at Virginia. That left Harris to wonder: Would this man still have the same faith in him now that he had moved onto a bigger job? The answer was yes.

Bennett also had some convincing to do. Harris was extremely close to his large family. He had three sisters, and his mother was one of 10 children, and almost everyone lived nearby. Now, Bennett was asking him to leave all that behind, fly all the way across the country, and help Bennett try to rebuild a moribund program. "I told him if you come with me, it will force you to mature in a way that you wouldn't if you were at home," Bennett said. "I really challenged him. This was a defining moment where he would be forced to be on his own."

The answer was yes. "Not a lot of people believed I could play at the highest level," Harris said. "Coach Bennett was the one who did from the beginning. I loved that, and I believed in him, too."

It took four years, replete with twists and turns, disappointments and setbacks, fits and starts and all kinds of dead ends, but their faith in each other was vindicated on Saturday. In his final home game in a Virginia uniform, Harris celebrated Senior Day by helping Virginia to a 75-56 win over then-No. 4 Syracuse. The victory gave the Cavaliers their first outright ACC regular season championship in 33 years. As Bennett walked down the sideline to shake Jim Boeheim's hand after the game ended, a tear rested on his left cheek. "For Joe to sacrifice by coming out here and become such a team guy, and then to see that get rewarded, that was pretty powerful to me," Bennett said. "I was really overwhelmed with gratefulness."

For all their optimism, neither man could have predicted such an outcome four years ago. In the fourth game of Harris' freshman season, the Cavaliers played Washington, the home state school that never recruited him, in the Maui Invitational. Virginia lost by 43 points. Harris started 25 games that season, and although the Cavs would lose 15 times and fail to reach the postseason, he displayed a knack for scoring. Harris averaged 10.4 points as a freshman, and as a sophomore he scored 11.3 points per game for a team that went 22-10 and lost in the first round of the NCAA tournament.

Last year, Harris became a breakout star, averaging 16.3 points per game on 47 percent shooting including a career-high 36 points in a home win over Duke in February. When the season ended, the ACC's media and coaches voted him first team all-conference, even though the Cavs barely missed out on the NCAA tournament and ended up in the NIT.

Harris was named to the league's preseason all-conference team last fall, and some experts tapped him as the ACC's preseason player of the year. However, his senior season did not begin well. Harris struggled with his shooting, which caused the team to suffer some early setbacks: Home losses to VCU and Wisconsin, a three-point loss on the road to Green Bay (Bennett's alma mater), and most humbling of all, an 87-52 thrashing at Tennessee on Dec. 30 in which Harris needed nine shots to score seven points. The following night, Harris paid a New Year's Eve visit to Bennett's house. Over the next four hours, the two of them revisited the vision they had laid out four years ago, and tried to riddle through all the reasons it wasn't coming to pass. Harris emerged from that conversation believing the team's biggest problem was him. "I realized I wasn't being a good enough leader," he said. "We can't match up man for man with a lot of teams we're going against. So we have to play a certain way, where we grind it out with teams and outlast them. Since we've established that mentality, we've had a tremendous amount of success."

Once the players rededicated themselves to the "pack-line" man-to-man defense that Bennett learned from his father, Dick, the results were impressive. Virginia leads the nation in fewest points allowed (54.7), and it is third in defensive efficiency, according to kenpom.com. The bigger adjustment for Harris came on offense. His dreams of being a high-scoring, all-conference guard had to be replaced with a more modest design in which he was but a piece in a better puzzle. Those results have been impressive, too. Harris is averaging five fewer points per game

than he did as a junior, but he is one of six Cavaliers who are scoring between seven and 13 points per game. "Last year, I had to be much more aggressive in the offense for us to win," Harris said. "We have a lot of different guys who can contribute now. Sometimes you have to leave your ego and pride aside and do what's best for the team."

In an era where players are less willing to forsake ego if it means being unable to impress NBA scouts, Harris' attitude is as refreshing as it is effective. Without it, his Senior Night could have turned out much differently. Harris is unsure how many friends and relatives from Chelan made it to Charlottesville for the big occasion, but he estimates it was somewhere around 50. It was quite the full circle moment. Four years ago, he left home. On Saturday, his home came to him. "It was an unbelievable feeling. I can't even describe it," Harris said on Sunday after apologizing for a hoarse voice. "It's extremely gratifying to see all the work we put in pay off like that."

SYRACUSE VISIT LED PERRANTES TO VIRGINIA

By: Doug Doughty, Roanoke Times • March 3, 2014

Little could Jim Boenheim have known how much of a role Syracuse played in London Perrantes winding up at Virginia.

Perrantes, the Cavaliers' freshman point guard, hit a pair of second-half 3-pointers and finished with a game-high seven assists Saturday as 12th-ranked U.Va. knocked off No. 4 Syracuse 75-56 at John Paul Jones Arena.

"I think he's (Perrantes) having a tremendous year," said Boenheim, who is in his 38th season as the Orange's head coach. "He's a very good player at both ends. He's a very, very good shooter."

Perrantes, a 6-foot-2 point guard from Los Angeles, was coming off a 15-point night Wednesday against Miami and finished the week 6 for 6 on 3-pointers.

Virginia has not recruited California to any great degree over the years but had received word that Perrantes might be receptive to coming east after a visit to Syracuse.

One of Perrantes' friends had a sister who attended Syracuse.

"I was good friends of the family and I just tagged along," he said. "Syracuse was always a big basketball school, so I just wanted to see if I had any interest in coming to the East Coast.

His stops included the Carrier Dome, but not for a basketball game.

"I went to a football game at Syracuse," Perrantes said. "That kind of set off my East Coast interest. They didn't recruit me, but I always had dreams of going to a big-time school like that."

Pitted against one of college basketball most heralded freshman point guards, Tyler Ennis, Perrantes got better as the game went along Saturday.

At the half, he had two turnovers and two assists and had not taken a shot.

"I felt like I did pass up some open shots and definitely changed that in the second half," said Perrantes, who hit 11 of 29 3-pointers coming into the week.

"People were telling me to look for my jumper and I was saying that to myself. I felt like I was too passive."

Perrantes had a 5-0 assist-turnover ratio in the second half. His counterpart, Ennis, was scoreless from the field in the second half against various defenders who included Perrantes, Malcolm Brogdon and Justin Anderson.

"It's almost impossible to beat (Syracuse) without knocking down some 3s," Bennett said. "You need to take the cover off and, when London stepped back and hit a big 3, then Joe hit one, it was timely.

"Being 7 of 11 in the second half (on 3-pointers) is pretty good."

Joe Harris, second on U.Va.'s career list for 3-point field goals, was 0 for 8 from the field before he hit from behind the arc with 4:40 left.

Not to be overlooked was Anderson, who hit 3 of 4 3-pointers and finished with 11 points off the bench.

"I think someone who deserved a lot of credit is Joe," said Anderson, a candidate for ACC sixth man of the year. "You would normally think that he's the guy lighting it up.

"His unselfishness was huge and got open looks for other guys."

CAVALIERS SHOW 'NUCLEAR' CAPABILITIES AGAINST IRISH

By: Jerry Ratcliffe, Daily Progress • February 22, 2014

Notre Dame coach Mike Brey believed that Virginia was the best team in the ACC coming into Saturday's game. Afterward, he was thoroughly convinced.

For the first 26 or so minutes, Brey thought his Irish had a chance and then, BOOM, the Cavaliers slammed the door shut with their largest run of the season, 25-0, closing out their school-record 14th ACC win with a 70-49 triumph.

"We get the dunk blocked and they dunk on the other end and the whole ceiling caves in," Brey said.

He was referring to Justin Anderson's out-of-nowhere swat that turned into an Anthony Gill slam on the other, sending sold-out John Paul Jones Arena into bedlam as part of a 30-2 run. The Irish led 41-38 with 14:26 to play. At the end of Virginia's scoring blitz, it was 68-43, Wahos.

Along the way, UVa scored on 15 straight possessions.

"Virginia's a confident group," Brey said. "They've had games like this where they look like they're on the ropes and then all of a sudden, they have an explosion. Today was a nuclear explosion. Virginia Tech was kind of a firecracker."

The Irish' coach was referring to the Cavaliers' narrow escape in Blacksburg last Tuesday night when they came back from 11 down en route to a 57-53 win.

Confidence builds with winning, something Virginia has become accustomed to over the past two seasons, particularly at home, where the Cavaliers claimed their 16th consecutive ACC home-court win Saturday, the longest active streak in the conference, one ahead of Duke.

Coach Tony Bennett's team has fought its way out of some tight spots over the past few weeks and Saturday was no different in front of 14,114 fans.

There's no question that the Anderson/Gill moment turned the game around. Brey said once that occurred, UVa's defense got better and the Irish couldn't get anything going offensively.

"They really shut us down," Brey said.

That particular turning point sparked an incredible second half for the Cavaliers (23-5, 14-1), including an eye-popping 76.2 percent shooting for those 20 minutes. Perhaps the key, at least in Bennett's mind, was one that escaped most onlookers.

Notre Dame had scored 11 of its 30 first-half points off six Wahoo turnovers. The second half was a different story. Only two UVa turnovers and no Irish points deriving from either miscue.

Only five ACC teams have won 14 league games in a season: Duke, North Carolina, Miami, Maryland and now Virginia. Very few teams in this league win 11 in a row.

Bennett thinks he knows why.

"I wouldn't say we're the toughest team, but we're playing tough," the Cavalier coach said. "I wouldn't say we're the most selfless team, but we're playing selfless. There's something there that when you're around it, you're thankful for it."

Brey believes there's even more to it than Bennett's thoughts revealed. The Notre Dame coach said that the Cavaliers really defend and dictate the tempo of games, and that he thinks people really underestimate Virginia's talent, which he perceives to be a very physical basketball team, one with great physical strength at every position on the floor.

"More than any other team in the ACC, Virginia really knows who they are on both ends of the floor," Brey said.

Bennett would probably consider that the best compliment he's heard about his basketball team because every Wahoo worth his salt remembers when the team was searching for its identity at the end of December.

The humble approach this team has taken, sharing the ball, sharing the credit, not getting caught up in the statistical jealousy that sometimes undermines talented teams.

"To me, that's a beautiful thing," Bennett said. "That's why you coach . . . to have a group come together like this, to play offensively and defensively like this."

Over the last four games in which UVa has trailed with less than 14 minutes to play, the Cavaliers have been extremely resilient, outscoring opponents a collective 109-35, if my math is correct. Even if it isn't it's close and you get the picture.

As Brey said, it's a confident team that can fight its way out of jams. So many different Cavaliers ride to the rescue that it forces opponents to choose their poison.

Coming into Saturday's game, Notre Dame was chiefly concerned with shutting down Malcolm Brogdon and Joe Harris. The Irish did a decent job, holding All-ACC guard Harris to a 3-for-10 shooting performance and 8 points, and limiting Brogdon to 13.

"Instead, the two big guys [Akil Mitchell 7-for-7, 15 points, and Gill 5-for-6, 15 points] were fabulous against us," Brey said.

How do you shut all that down? ACC coaches haven't figured it out. A different guy can deliver the dagger at any given time, which speaks to the balance and depth of this team, getting 27 points from its bench and 36 points in the paint.

Still, it comes down to this team "listening" to its coach and buying into his system, believing in Tony's way.

"It's got to be our camaraderie," Mitchell said. "This is a tight-knit team. We love each other to death. We play for one another and give our all for one another and I think that's something special."

How special remains to be seen but this team has reached milestones that had previously only been staked by some of the best teams in Wahoo lore, teams that reached the Elite Eight and Final Four.

Yet, this game can be so fragile. Just ask Brey. It can go nuclear in a flash.

TONY BENNETT, U-VA. BASKETBALL ARE THIRSTY FOR MORE AFTER WIN OVER NOTRE DAME

By: John Feinstein, *Washington Post* • February 22, 2014

Tony Bennett is about as buttoned-down as any college basketball coach in America. He stays on message in victory or defeat and rarely — if ever — lets anyone see him sweat.

And yet, on Saturday afternoon when he met with reporters after his Virginia team had annihilated Notre Dame, 70-49, thanks to a stunning 25-0 second-half run, he loosened his orange tie — literally and figuratively — for a moment.

"Hey Bach," he said. "You know, in other places they have water for the coaches."

He was talking to Erich Bacher, his sports information director, someone he has known since the two went to elementary school together in Stevens Point, Wis., almost 40 years ago.

The lack of water was about the only thing Bennett could complain about after the Cavaliers, ranked 14th nationally (with a bullet), had raised their record to 14-1 in the ACC and 23-5 overall. Playing in front of a rare packed house at John Paul Jones Arena, U-Va. shot 76 percent in the second half, turning a 41-38 deficit with 13 minutes 37 seconds left into a 68-43 lead with 3:01 to go. In the midst of that 30-2 spurt was the 25-0 run that began with a Joe Harris three-pointer that broke what had been a 43-43 tie.

"They're so physical, really physical," Notre Dame Coach Mike Brey said when the carnage was over. "More than any team in the league they really know who they are at both ends of the floor. I just think they're a really confident group."

Where the Cavaliers are right now — in first place in the ACC with an NCAA tournament bid all but wrapped up — is a long way from where they were on the night of Dec. 30, when they were humiliated, 87-52, at Tennessee. The loss dropped their record to 9-4 but more importantly it forced everyone in the program to re-assess where they were, were they were going and, perhaps just as important, where they had been.

Much has been made of the meeting between Bennett and Harris, a senior co-captain, that took place at Bennett's house on New Year's Eve. It's a nice story: Best player goes to the coach's house to say, "What can we do to get better?" and the team does a 180 after that and goes on one of the greatest runs in school history.

But there's more to it than that.

"Joe coming to the house was a great thing for him to do," Bennett said. "A friend of mine talked to him and to Akil [Mitchell] right around that time and said to them, 'It's your team, it's your responsibility, it's your time.' I think they both took that to heart.

"But we had to sit down as a coaching staff and take a hard look at things after that game. Coach [Ron] Sanchez suggested we go look at some tape of our offense from a couple years ago [when the Cavaliers made the NCAA tournament]. We did that. We simplified some things. We told the guys to freelance less. We wanted to pound it inside more. We also shortened our rotation at that point and guys accepted their roles — whatever they were.

"What I told the team was pretty simple: We have to stop beating ourselves, and if we do we'll eliminate losing."

Simple perhaps, but certainly effective. Virginia's only loss since then was at Duke when a Rasheed Suliamon three-point shot from the corner hit the rim, bounded high into the air and miraculously dropped through the hoop in the final seconds. The Cavaliers had come back from 11 down in the last three minutes to lead 65-64 before Suliamon's shot. If Suliamon's shot hadn't gone in, U-Va. would be 15-0 in ACC play.

Even so, Virginia is 14-1, the school's best conference record since Ralph Sampson's sophomore season (1981), when they finished 13-1. When Syracuse comes to town next Saturday, it will be the biggest game seen here since Sampson's teams played against North Carolina teams led by Michael Jordan, Sam Perkins and James Worthy in the early 1980s.

That game will be so big that the pregame buzz Saturday wasn't about whether Virginia could beat Notre Dame or Miami on Wednesday but about the fact that Dick Vitale would be coming here in a week.

For a while, it looked as if the Irish might put a big T.O. into all those gaudy plans. The Irish turned an early 19-7 deficit into a 30-30 halftime tie and probably would have led if the officials hadn't missed an obvious foul against Eric Atkins on a drive to the basket in the final second. The normally placid Brey went briefly ballistic over that non-call, not knowing that the worst part of his day was yet to come.

After Harris's three-pointer made it 46-43, sophomore Anthony Gill scored from inside to make it 48-43. Brey called timeout to try to stanch the bleeding. No such luck. Justin Anderson, who once upon a time committed to play for Gary Williams at Maryland, blocked an attempted dunk by Zach Auguste from behind and the Cavaliers, America's favorite walk-it-up team, sprinted the other way. Gill finished the play with a dunk at the other end.

Brey called timeout again. He might as well have asked for a running clock. At least he would have escaped from the scene sooner.

Of course Bennett — puckish demands for water aside — isn't going to get carried away at this point. It has been 19 seasons since the Cavaliers tied for first place in the ACC and reached the Elite Eight under Jeff Jones. Since then, the school has been to three NCAA tournaments and won one tournament game — in 2007 against Albany.

No one here wants to say it out loud, but this team has a real chance to do damage in March. Mitchell and Harris have taken on the leadership role they were asked to take on in late December. London Perrantes has emerged as a very solid point guard and Malcolm Brogdon's confidence seems to grow with each game.

Thirty-three years ago, Bennett's father, Dick, who took Wisconsin to the 2000 Final Four, wrote down what he considered to be the five pillars to build a basketball program around. A man of deep faith, Dick Bennett went to the Bible to find his pillars: humility, passion, unity, servanthood and thankfulness. His son still relies on those pillars, coming back to them constantly. He also goes back to this father for advice frequently.

"He's not afraid to reprimand me every once in a while," Tony Bennett said, smiling. "It's more about reminding me of things, not to get too far ahead of myself. He likes to say a wound from a friend is better than a kiss from an enemy. His version of a wound is really to warn me to keep moving ahead."

Bennett's team has come a long way in the 54 days since the loss at Tennessee. It may still have a long way to go, but there's no reason not to smile right now.

Or to demand some water.

CAVALIERS EMBRACE TEAM APPROACH

By: Jerry Ratcliffe, Daily Progress • February 22, 2014

During Tuesday night's dramatic, 11-point comeback in Blacksburg, when it appeared Virginia's ACC winning streak would come to an end, there was a moment that brought Cavaliers' coach Tony Bennett off his feet.

You might not be surprised that it was a defensive moment. With the game up for grabs, Justin Anderson dove for a loose ball, followed by UVa teammate Malcolm Brogdon also skidding across the floor of Tech's Cassell Coliseum in pursuit of a loose ball.

Those sacrifices showed the fight that coaches dream about. Bennett leaped into the air, bellowing his approval, his fist soaring upward. Virginia's bench erupted with energy as the Cavaliers battled back to an improbable win that continued their ACC winning streak to 10 consecutive games.

No. 14 Virginia hasn't lost since Jan. 13 at Duke, where practically nobody wins. In fact, on that night, had Rasheed Sulaimon's 3-pointer been a centimeter off, even the Blue Devils wouldn't have handed the Cavaliers their lone loss in ACC play.

"I told Coach Bennett that I owed him one because I had just given up a 3-pointer, so I wanted to get that loose ball," Anderson said after UVa roared back to squelch Virginia Tech's upset bid, 57-53. "Not only did I slide, but Malcolm slid right after me, then DA [Darion Atkins] got on the glass to keep it alive. It was a huge team hustle play."

It was the kind of play that wins games and can win championships. Usually they are the type of plays that may be overlooked on the stat sheet, but make the difference. They are the plays that make guys like Bennett jump for joy.

"There was that one play where [Anderson] dove on the floor and that ignited everybody," Bennett said. "Later, there was a similar play, there was about three or four guys diving on the floor."

Those have been an example of the hustle and the defense responsible for Virginia fighting its way through the ACC thicket the past few weeks with grind-it-out wins at Pittsburgh, Georgia Tech and Clemson, and at home against Boston College and Maryland.

After opening the ACC slate with a series of double-digit victories, nothing has come easy during the Cavaliers' meteoric rise in the polls and to atop the conference standings. They're wearing a target and taking everyone's best shot.

Defense and unselfishness, both staples of Bennett's coaching philosophy, have kept this team in business.

If John Wooden were alive today, he would flash an approving smile toward Charlottesville because the Cavaliers have bought into what the Wizard of Westwood once heartily preached.

"Much can be accomplished by teamwork when no one is concerned about who gets credit," is one of Wooden's most famous quotations.

That's how the Cavaliers roll and coaches from Boston to South Beach to South Bend are noticing.

BC's Steve Donahue complimented Virginia recently, almost echoing Wooden's words.

"What I admire is that Joe Harris, who I think is a terrific player, is willing to take the backseat at times and go from 19 points a game to 11 points a game and that makes them dangerous," the BC coach said.

"They are willing to do that in this day and age where kids worry about stats so much. It just doesn't seem that this team worries about how it gets done."

Notre Dame will arrive at sold-out John Paul Jones Arena today (2 o'clock) to test the Wahoos' collective mettle. The Irish, 1-6 on the ACC road, will discover a raucous crowd thirsting to protect Virginia's perch in the conference.

Bennett will continue to drill defensive thoughts into the minds of his team prior to tipoff.

It's no mistake that the Cavaliers are No. 1 in the ACC in scoring defense (54.4, league games only), just ahead of Syracuse (55.7). Or, that the Wahoos are No. 1 in field goal percentage defense (.391), again just ahead of the Orange (.396), and second in the conference only to Carolina in 3-point field goal percentage defense (.322).

While the defense has been outstanding as usual and the rebounding as solid as ever, the ball protection has been impressive and UVa's offense is at its very best in Bennett's five seasons in Charlottesville.

What makes this team even better though are the Wizard's belief in team, the desire of an Anderson or Brogdon or whomever to get those floor burns without hesitation, to give it up for the team.

The Cavaliers will go without abandon for their 11th straight ACC win this afternoon, a milestone that hasn't been approached in these parts since the Days of Ralph.

They'll get the Irish's best shot.

Bennett will have his team braced for the challenge. At this time of the season, they're playing for keeps.

ATKINS, MITCHELL MAKING LIFE MISERABLE FOR OPPOSING OFFENSES

By: Whitey Reid, Daily Progress • February 15, 2014

An under-appreciated aspect of Virginia's win over Maryland earlier this week was the defensive play of Akil Mitchell and Darion Atkins.

Coach Tony Bennett estimated that the Terrapins used 50 ball screens in the game.

"The ball-screen defense in the second half — and mostly by Darion and Akil — was terrific," Bennett said, "because Seth Allen was getting in the lane too much in the first half."

This afternoon, Mitchell and Atkins once again figure to play prominent defensive roles when No. 17 Virginia (20-15, 11-1) travels to Clemson for what has all the makings of a slugfest. The Cavaliers and Tigers (15-8, 6-5) rank first and second nationally in scoring defense.

"They make you earn what you get," Bennett said. "They're good on the glass and they're obviously playing well in conference. You've got to be ready, and going down there — that's quite a place to play. You really have to have a mindset to be ready to go."

Virginia, which will be seeking its ninth straight victory, hasn't won at Clemson since 2007, when Dave Leitao was coach. The Cavaliers have lost their last four meetings at Littlejohn Coliseum by an average of 17 points.

A win today would give Virginia its first 12-win season in league play since the 1994-95 season.

In the victory over Maryland, Mitchell had 13 points, six rebounds and three assists, while Atkins had two points, four rebounds and a block.

"I think what our bigs do in terms of screening on offense and in terms of ball-screen defense is unspoken," said Virginia sophomore Malcolm Brogdon. "They really are the unsung heroes of a lot of games...a lot of the stuff that isn't charted or [in the stats] — a lot of times it's a key for us."

Don't be surprised to see guard Teven Jones receive playing time moving forward. Bennett liked what he saw out of the sophomore against Maryland. He said when he rested starter London Perrantes, Jones gave the team a "lift."

"He's definitely one of our quicker guys to slide and beat screens and do all those on-ball things that are important," Bennett said.

Clemson is coming off a double-overtime loss at Notre Dame in which 6-foot-6 junior forward K.J. McDaniels had 30 points, 14 rebounds and six blocks.

"He's extremely athletic," Bennett said. "That kind of athleticism is unique. He's certainly a guy you have to focus on because he can hurt you in more than just one way. He's really improved."

Clemson's biggest win of the season was a 72-59 triumph over then-No. 16 Duke at Littlejohn in early January.

But excluding Tuesday's loss at Notre Dame, the Tigers' ACC defeats have come by an average of 20 points, including a 33-point loss at Pitt.

"I've heard [coach Brad Brownell] say they're inconsistent at times offensively — that's true with a lot of teams — but they've been very consistent with their effort and their defense," Bennett said. "We'll just have to be ready."

VIRGINIA RIDES HUMBLE APPROACH TO BASKETBALL SUCCESS

By: Scott Gleeson, USA Today • February 12, 2014

Akil Mitchell acutely remembers the anxiety derived last season from Virginia's status as one of the NCAA tournament's most prominent bubble teams.

"Being right there and not making it almost drove me crazy," said Mitchell, a senior forward, of the Cavaliers' eventual snub and NIT bid. "I was on all the (web sites) thinking, 'Well, we beat them so maybe we've got a shot.'"

"At the end of the day, if you want to play in the tournament, you've gotta win games. We beat Duke last year then lost to Boston College and skidded the rest of the season. If our goal is the tournament, then we've gotta lock in, focus and realize the next game is what matters most."

It's been a much different mindset for Mitchell and his teammates this season. Fifth-year Virginia coach Tony Bennett believes it starts with humility.

"With eight games left, I said to the guys, 'It's like a stairwell,'" Bennett told USA TODAY Sports. "You've got eight steps left in the regular season. Every step is as important as the other one. It's important that we don't think too highly of ourselves but we also don't think too lowly of ourselves. When you start believing the hype, you're going to get in trouble."

Virginia's humble approach has paid off, with the 16th-ranked Cavaliers (20-5, 11-1) putting together one of the program's best seasons in the past two decades. And there will be no sweating on Selection Sunday — Virginia boasts a résumé (RPI of 19, SoS of 36) that should lead to a top-4 seed barring a late-season collapse. The Cavaliers are contending for their first Atlantic Coast Conference regular-season title since 2007.

"I think we've been able to be successful because we don't have any me guys on the team," senior guard Joe Harris said. "This is by far the closest group I've ever been a part of. It's a close-knit bond from the walk-ons to the starters. Nobody cares who gets credit, we're just focused on winning games. All of that's based on the chemistry we have on and off the court."

Virginia has one of the most balanced and deepest teams in the country, with seven players averaging at least seven points a game and just two players averaging double figures — Harris and Malcolm Brogdon, who returned after missing last season with a broken foot. Bennett points to the unselfish play of Harris and Mitchell for the team's winning team chemistry. Harris averaged 16.3 points a game last season but has been taking fewer shots and is averaging 11.6 in 2013-14. Mitchell has taken even more of a scoring dip — averaging 7.1 points a game after averaging 13.1 last season.

"I've always said, a coach-led team can be good, but a player-led team can be great," Bennett said. "When you're rebuilding a program, you've gotta have a system and a mindset to beat other, more-talented teams."

"Playing in the ACC, that's a challenge. We've got guys who work hard and are driven. If you don't have a certain level of passion, you won't survive at this level. If this were a \$500 blackjack table and you're a great blackjack player, you're still not getting in without \$500. Our players all meet that minimum requirement of passion."

When Bennett took over a middling program in 2009, he embraced the forthcoming challenge and followed the advice of his father, Dick Bennett, who is best known for revitalizing Wisconsin's basketball program in the mid-1990s.

"I knew I had to recruit a group of guys who I could lose with first," Bennett said. "It sounds strange, but when you're building a program, even when you're on top, you're going to face a lot of adversity. You need the kind of guys you can go through the hard times with, guys who have great character."

Bennett's blueprint led to what Mitchell called some "growing pains", with a bevy of transfers, some of whom did not embrace the program's commitment to a wear-and-tear defense and regimented offensive system. Mitchell and Harris are the only two players left from Bennett's first recruiting class, and both players say the program's plan for success is coming to fruition.

"Our system allows more freedom than people think," Mitchell said. "For Coach Bennett, it's a tough spot to navigate, but we believe in it because he's almost like a father figure to us. He's loving and caring, but he does it in a way that really fires us up and holds us accountable."

Virginia got a dose of humble pie early on in the season, losing on the road vs. Green Bay and suffering a 35-point blowout loss to Tennessee. Since then the Cavaliers have won 11 of 12 games.

"It was a reality check. We realized we weren't as talented as we thought we were," Harris said. "We had all this stuff that looked great on paper. But if you really look at the guys on our team, we're not a bunch of blue-chip, five-star recruits. We have a lot more success when we buy into coach Bennett's system."

"When I first got here, Coach Bennett told me it was going to be tough at first, but there was a chance to be part of a foundation for a program on the rise. Right now, we're far from finished ... but I'm honored to say I was part of that rebuilding legacy."

HARRIS HUMBLY ETCHING HIS NAME IN UVA HOOPS HISTORY

By: Jerry Ratcliffe, *Daily Progress* • February 12, 2014

One of the first projects Joe Harris consumed himself with upon arriving at the University of Virginia four years ago, was to delve into the Cavaliers' basketball history.

Having grown up on the West Coast, Harris knew the legend of Ralph Sampson, but little else about Wahoo basketball. He subsequently learned about Bryant Stith, John Crotty, Barry Parkhill, Wally Walker, Jeff Lamp and all the rest. Harris' research was more than just names and stories. It was also about the people behind the scenes.

"When you can look back and understand what it used to be, what the fans used to experience, it makes you strive that much harder to get the program back to where it once was," Harris said.

"There's so much pride in the fan base, so much loyalty. It seemed like when we first got here as freshmen, the fans were almost dying for the team to have success. They were waiting for things to erupt. Now that we're slowly creeping toward that, it's exciting and makes you feel good to be part of trying to resurrect it."

The kind of wisdom that Harris has displayed as a college senior is only one of the reasons he has become such a fan favorite. He played his way onto the All-ACC first-team as a junior and captured the heart of Wahoo supporters everywhere.

His All-American good looks captured the hearts of an adoring female fan base as well. In fact, UVA teammate Justin Anderson commented after Monday night's win over Maryland that Harris was the "Justin Bieber of teenage girls in Virginia."

Surrounded by reporters, and with Anderson within an earshot to listen to Harris' reaction, Harris just delivered one of his modest "aw shucks" responses, almost too embarrassed to answer.

Asked about a coed who during the game displayed a huge sign that read: "Joe, Pass me the Rock and Diamond Ring," and Harris smiled.

"Yeah, I saw that," the UVA heart throb said. "It was a great sign. It looked good."

A cover boy on several preseason basketball magazines, Harris blew off the notoriety, pointing out that preseason projections meant nothing. He talked about team and that if the team was successful, then individual honors would follow in order.

So, does Joe Harris just hate attention?

"I mean, I don't hate attention," he said. "I don't embrace it or like it a whole lot."

With that said, it was easy to understand why the celebrated Cavalier was a bit embarrassed about one of the actions he took as UVA began to pull away from Maryland in Monday's game at John Paul Jones Arena. It was a sequence few Wahoo fans will forget anytime soon.

With the game tied at 35-all, Anderson trailed a Maryland player on the fast break. Stalking his prey, Anderson sprung into the air and not only blocked the stunned Terp's shot from behind, but saved the ball to a UVA teammate. All the while, Harris and Teven Jones were dashing down the floor.

When no Maryland defender came out to where Harris was lurking at the 3-point arc, Harris let go of a deep shot that zipped through the nets and turned JPJ into a madhouse of emotion.

The shot tied Harris with Harold Deane (1994-97) for second place all-time on Virginia's 3-point field goals list with 237 made.

"I was running down and Teven and I made eye contact," Harris remembered of the shot. "I was hoping nobody would come out on me. I had room and rhythm, so I just let it go."

After he bombed it, Harris made a rare display of emotion, signaling a three with his fingers.

"It was pretty sweet to see him run down the court," an admiring Anderson smiled. "Once Joe starts throwing up three ball signs, that's when you know he's ready to lock and load."

Again, Harris was almost embarrassed by the attention.

"I don't really do that a whole lot," the Cavalier said. "I kind of regret doing that, but it was in the heat of the moment. Everybody kind of loves it when you show a little bit of emotion."

Not only had Harris rode to UVA's rescue with 16 of his 19 points in the second half, the most unselfish player in the ACC recognized that he needed to elevate his game in order for the Cavaliers to win the game.

"This is the sign of a mature player," Virginia coach Tony Bennett said after watching his 17th-ranked team reel off its eighth straight ACC victory. "One who can be efficient and senses when we need it. Joe wants to win. He will do whatever it takes to win."

Even Boston College coach Steve Donahue admired the way Harris has handled himself this season, pointing out that the Cavalier senior was willing to often take a back seat and allow a teammate to take the glory even if it meant sacrificing his scoring average.

Bennett points out that fact every chance he gets.

"Joe understands that he draws attention to let other players get going, but then also has the ability to elevate his game," Bennett said. "That is a rare player."

Rare indeed.

Not only is Harris a superb player but a leader as well. He personally drove to Bennett's home on New Year's Eve to ask the coach what it was going to take to turn the team's fortunes around. The Cavaliers had struggled against the better teams in a less than impressive performance in nonconference play.

It was all about buying into the roles that Bennett had envisioned for each player and accepting the fact that not everyone was going to be a star in this system. Once that issue was settled, the Cavaliers have been one of America's hottest teams.

The unselfishness is something that coaches and teammates understand. Sometimes the fans don't. They want him to be more selfish and fear that if he doesn't, everything is going to unravel at some point.

"I hear that a lot . . . shoot more," Harris said after the Maryland game.

In fact, he took only five shots in the first half against the Terps. Made only one. The second half was a different story when he made 5-of-6.

"There was a lot of room and rhythm in the second half and it seemed like I had a clean look at the rim," Harris said.

One reason why was because teammates realized they needed to give their shooting star the room via screens. Playing against Maryland's defense was a bit taxing. Harris believed the Terps were the toughest team the Cavaliers have faced this year in terms of keeping them out of the paint.

So, now the Wahoos get a bit of a rest before going to Clemson, a place where Harris and senior teammate Akil Mitchell have never won.

Harris could think about being No. 2 on UVA's all-time 3-point list, but he won't. He only had one comment about that.

"No chance, no chance, no chance," he said when asked about Curtis Staples' UVA record of 413 career 3's. "I don't think anybody's going to break that record here."

He could think about the 20 wins and how UVA struggled to hit that mark the past two years, grinding at the end of the season in an attempt to make the NCAAs. But he won't.

Harris humbly etching his name in UVa hoops history (cont.)

"I guess it's nice that we have a nice little cushion but at the same time, we have a tough stretch with important games and you don't want to have any kind of dip at the end of the season," Harris said.

He could think about being one of 10 players in American named to the Allstate NABC Good Works Team that recognizes preeminent community service. Harris volunteered time to the Charlottesville Boys and Girls Club, local elementary schools and local hospitals. That's just part of who he is.

And that UVa hoops history? It's cool to be part of but like he said, he and teammates won't dwell on it.

"People have started to talk about it a little more, a bit more buzz from people who have been around Grounds a while," Harris said. "You go into places like Littlejohn's and some people who have been around since the days Ralph played here talk about experiencing some things since that time."

Bennett won't allow this team to get ahead of itself and Harris is the perfect cow bell for that thinking.

"Coach talked the other day about how we're working our way up some stairs and we have to have two feet on each stair before we get to the next one," Harris said.

The next step is another Littlejohn, as in Clemson's arena come Saturday. Harris will be ready. As Anderson said, locked and loaded.

BROGDON HAS OPPONENTS CRYING UNCLE

By: Jerry Ratcliffe, Daily Progress • February 8, 2014

The Evolution of Uncle Malcolm continues this afternoon in Atlanta, where it all began years ago. Where Virginia coaches accidentally discovered a guard who had the potential to make a difference.

When Tony Bennett's Cavaliers take their six-game ACC winning streak to Georgia Tech for a noon meeting, all eyes will be on UVa sophomore Malcolm Brogdon, currently one of the nation's hottest players. Friends, family and former coaches will welcome Brogdon home, only a short drive from Greater Atlanta Christian School in Norcross, where he first began to carve out his reputation.

Virginia's rise to a No. 20 national ranking and a 9-1 record in the ACC, the program's best conference start since the days of Ralph Sampson, are partially due to Brogdon's meteoric improvement since league play began. All his numbers are up dramatically since ACC play began, helping take pressure off All-ACC teammate Joe Harris and forcing defenses to spread their focus.

"Brogdon is a terrific player and I give him credit," Boston College coach Steve Donahue said Wednesday night after the Cavalier guard recorded the first double-double of his career with 17 points and a career-high 11 rebounds, barely missing a triple double with a career-high seven assists. "The addition of Brogdon this year was incredible."

Donahue had scouted Brogdon in high school, and noticed the difference in an undeveloped schoolboy as opposed to the man who helped ward off a BC upset bid this week.

Brogdon, who missed last season while recovering from a serious foot injury at the end of his freshman season at UVa, has transformed himself into a force on the court. At 6-foot-5, 210 pounds, he's a svelte figure dashing down the floor.

He's not the guy Donahue saw four years ago, nor the guy that UVa assistant Ritchie McKay told Bennett about when they were attending the Nike Peach Jam in Atlanta. Playing for the Georgia Stars AAU club, Brogdon displayed an ability to get into the lane, knock down 3-point shots and play physically against quality competition.

Bennett was sold on the spot and offered Brogdon that night. Up until then, the Georgian had 20 to 30 mid-major offers from schools such as VCU and Wichita State, but only one high-major offer (Clemson). As soon as the Peach Jam was over, he received 10 offers from major programs.

Basketball was important to him, but wasn't the only thing he was looking for in a school. Brogdon's family demanded academic excellence, so it was no surprise that Virginia was his favorite over Vanderbilt and Harvard, much to the delight of mom Jann, a professor at Morehouse College in Atlanta, and to dad Mitchell, an attorney/mediator there. One brother recently graduated from the University of Georgia Law School and is a practicing attorney, while another brother is in law school at Howard.

Once Malcolm Moses Brogdon visited UVa, the contest was over. It was the only official visit he made and quickly impressed him enough to become a Wahoo.

Bennett and McKay recognized him as a combo guard who could handle the ball and score, a kid with size, with a strong family background. In other words, a perfect fit for UVa's system.

Brogdon remembers how he was then and what he has become since BC's Donahue first noticed him, how he has changed his body.

"I weighed 215 in high school and I weigh 210 now," Brogdon said. "I've probably cut off nine or 10 pounds of fat and probably put on 10 to 15 pounds of muscle."

Part of that was planned, but interrupted by a dramatic foot injury late in his freshman season that caused him to miss the last four games and forced him to redshirt all of last season while rehabbing and healing. Doctors placed three pins into his injured left foot, permanent pins that at first would hurt on rainy days and remain sore, but no longer give him problems.

While he sat out last season, wearing a protective boot for nearly three months, he still worked on his game, doing ballhandling drills every day while sitting in a chair or standing on one leg. He also worked on form shooting and once he healed in late February, participated as a scout team member in practices.

Brogdon credits UVa strength and conditioning coach Mike Curtis, a former Cavalier player, for his body transformation and his physical prowess.

"One of the things we pride ourselves on is how well our guards can move and get around screens, and Coach Curtis has played a big role in that and the way I play defense, and the changes in my body," Brogdon said.

Curtis said it is Brogdon who deserves the credit.

"All I do is write things down on a piece of paper and try to motivate him," Curtis said Friday night in Atlanta. "Malcolm has a discipline that I don't see in a lot of athletes. He is one of the most diligent kids I've seen in terms of everything we've put in front of him from flexibility to mobility, nutrition, strength training, you name it. The kid really wants to be good and does everything he possibly can, from studying film to analyzing his own mistakes. He's unlike a lot of people I've been around."

When Brogdon first arrived, Curtis knew the freshman's body wasn't ideal for him to compete at an elite level. Work began but was interrupted by the injury. In some ways, the year's delay allowed the youngster to develop into a stronger athlete that would also make him faster, quicker, more explosive both vertically and horizontally.

Once the redshirt sophomore shook off the rust of not competing in games for more than a year, Brogdon has become a force to deal with. His numbers since ACC play began in early January have been eye-popping.

The Cavalier is eighth in the ACC (conference games only) in scoring (15.4 ppg), fifth in field goal percentage (56-111, .495), third in free throw percentage (29-33, .879), fourth in steals (18 in 10 games), fourth in assist-to-turnover ratio (1.82). In addition, he's 10th in the league in 3-point field goals made (18) and 3-point shooting percentage. He's also one of the team's best defenders and a formidable rebounder.

As Bennett would say, how does one become any more complete than that?

Brogdon, though, doesn't feel like he's on any kind of a special roll.

"I don't feel like I'm hot," he said. "I feel like I'm locked in. I'm just playing my game and sticking to me role. If I can stay playing my role, I feel like I'm going to help maximize our team's potential."

He recognized that before league play began and decided to begin attacking the basket earlier in the games with his ability to penetrate. His skill at doing so has helped open things up for the rest of the offense, leading to the highest point production of any of Bennett's five teams at UVa.

With that type of performance and the exhibition of maturity, the veteran guard was bound to pick up a nickname along the way. Even he didn't expect the moniker hung on him by fans. Uncle Malcolm.

Brogdon can't stop giggling uncontrollably every time media brings up the name.

"When I first heard it, I was a little bit offended," he said, unable to stop laughing. "I guess it speaks to maturity, so I guess it's OK."

Teammates just recently started to razz him about the name. Curtis said he noticed and figured it was because the other players respect his level of maturity.

Teammates also razzed him recently when Brogdon saved the Wahoos' bacon in Pittsburgh with a last-second, game-winning, 3-point basket. Soon as the ball tickled the twine, Brogdon turned to freshman point guard London Perrantes and said, "I don't know what to do . . . I've never done this before."

Next time, Brogdon will know. All wise, old uncles know.

BROGDON'S EMERGENCE FOR U.VA. AFFORDS HARRIS TIME IN THE SHADOWS

By: David Teel, Daily Press • February 7, 2014

While trumpeting Virginia's basketball team Wednesday night, Boston College coach Steve Donahue mentioned Malcolm Brogdon first. As well he should have. As have many others.

A redshirt sophomore guard, Brogdon is among the ACC's best players, a revelation after missing last season with a foot injury. He had just contributed 17 points and career-highs of 11 rebounds and seven assists to a Cavaliers victory over Donahue's Eagles.

But Donahue quickly transitioned from Brogdon to Virginia's most established presence.

"What I admire is that Joe Harris, who is a terrific player, is willing to take the back seat at times," he said. "That makes him dangerous. In this day [and age], players worry so much about stats, but it doesn't seem like this team worries about how it gets done. They are talented and willing to do whatever it takes."

Indeed, an individual and collective selflessness have served the 20th-ranked Cavaliers well. They are 18-5, 9-1 in the ACC and have won six straight entering Saturday's game at Georgia Tech (12-11, 3-7).

But before anointing Harris a basketball Mother Teresa, understand that he's never been an ego-driven, volume shooter, and that the frequency of his attempts hasn't dramatically declined.

Also realize that his numbers this season as a senior are virtually identical to those he posted in 2012, when Virginia reached the NCAA tournament for the only time in the last half-dozen years. Most important: Harris is more than smart enough to realize and appreciate that a lighter load now will leave him better conditioned for postseason. That's critical for a player and team that faded late in each of the last two years.

"Joe's a unique study," said Ritchie McKay, Virginia's associate head coach. "He's just an unbelievably compliant kid and a great teammate."

A 6-foot-6 guard, Harris was the ACC's No. 4 scorer last season at 16.3 points per game and a unanimous first-team selection to the coaches' all-conference team. He was Virginia's top scorer in 19 of 35 games, including seven in a row, and averaged 32.5 minutes.

Talent also dictated a primary role for Harris at Chelan (Wash.) High School, where he set state scoring records. But he often prefers a secondary role, and McKay recalls him being so deferential to fellow Division I prospects on his summer travel team that programs such as Gonzaga and Washington hesitated to recruit him.

Brogdon's emergence has afforded Harris, his minutes trimmed to 26.7 per game, some time back in the shadows. He is not among the league's top-20 scorers — he's averaging 11.3 points, second on the team to Brogdon's 12.0 — and he gladly ceded on Virginia's final possession Sunday at Pittsburgh as Brogdon hit a decisive 3-pointer with less than one second remaining.

"You would have thought he had just made it," McKay said of Harris' reaction.

But don't think for a moment that designing a late set for Brogdon translates to losing faith in Harris. Quite the contrary. It's just that opponents shade toward Harris, leaving the confident Brogdon as a viable alternative.

Remember Virginia's final-minute possession last month at Duke, after a Rasheed Sulaimon 3-pointer had put the Blue Devils ahead? The Cavaliers ran a play for Harris to spot up in the left corner, but Amile Jefferson deflected Akil Mitchell's pass.

"A coach's dream," Duke's Mike Krzyzewski called Harris that evening.

Harris' shot rate has dropped from one for every 2.79 minutes of playing time last season to one per 3.29 minutes, hardly glaring. His free-throw accuracy has dipped considerably, from 73 percent to 63.9, but his field goal percentage is up slightly, from 46.8 to 47.1.

In 2012, when power forward Mike Scott was the team's primary scorer, Harris averaged 11.3 points and attempted one shot for every 3.54 minutes. But in both seasons, the roster depleted by injuries, Virginia and Harris staggered to the finish.

After scoring a career-high 36 points on 12-of-20 shooting in a Feb. 28 victory over Duke, Harris averaged 12.1 points and shot 32.9 percent over last season's final seven games. The Cavaliers lost four.

Similarly, Harris shot 32.4 percent and averaged 7.9 points over the final nine games of 2012. Virginia lost six.

With a team whose bench scored 39 points Wednesday, and a with a team that's produced six different leading scorers — Brogdon, Harris, Justin Anderson, Mike Tobey, Anthony Gill and London Perrantes — Harris need not be The Man every night.

Limited by foul trouble Wednesday, he scored nine points, and his highs this season are modest: 20 points, versus Hampton, and 12 shots, on three occasions. He scored more than 20 seven times last season, including five in a row, and hoisted more than 12 shots in 15 contests.

But make no mistake, if Virginia is to advance in the NCAA tournament for the first time since 2007, if the Cavaliers are to reach a regional semifinal for the first time since 1995, Harris will need to be at his best and, possibly, need to be dominant.

Better yet for Virginia: This year he should be poised to deliver. He's rested, and besides, he's a senior. This is his last chance.

"He'll be a little less compliant," McKay said with a chuckle, "as the season goes on."

VIRGINIA'S GILL SMILES THROUGH LIFE'S ADVERSITIES

By: Whitey Reid, Daily Progress • January 30, 2014

Back when he was in high school, Anthony Gill had people convinced that in addition to being a star basketball player, he was also a national ping-pong champion.

Last season, as a redshirt freshman, Gill told a sportswriter he was a magician in his spare time. The sportswriter believed him and started planning a feature story about Gill's love of magic.

Last month, fresh out of the locker room shower, Gill instructed television reporters to turn their cameras away because, with his wet hair, he was looking like "El DeBarge" — the 1980's pop star known for his jheri curls.

Sandi Gill-Summers knows all about this playful side of her son.

"Someone interviewed him once," she said, "and he told them that we had a Siamese cat with two heads."

Virginia players have learned to tread carefully around Gill.

"He's a prankster," said Virginia sophomore Justin Anderson. "You would never expect the pranks he pulls. It's always something silly."

But beneath Gill's lighthearted exterior is someone who cares deeply for those around him, someone who has overcome a lot of pain in his young life to get to where he is today.

Gill suffered facial paralysis at birth. His parents divorced before he was a teenager. His mother was diagnosed with cancer when he was in high school. His first college coach got fired.

"They're just things that we go through in life," Gill said. "We get tested day in and day out. Even to this day, I will always be tested. It's how you react to those things that really shapes you into who you are and who you're going to be."

If that attitude sounds too good to be true, consider Virginia's game against Norfolk State in December when Gill — who had turned down offers from North Carolina and Ohio State before transferring to UVa — didn't see the court in the first half as coach Tony Bennett opted to go with more defensive-oriented lineups.

A lot of players would have sulked.

Gill did just the opposite.

"I trust [Bennett] 100 percent and whatever he wants me to do, I'll do," Gill told reporters after the game. "I'll run through a wall for him."

He wanted me to sit out the first half and that was fine with me."

You didn't need a Ph.D. in body language to see that Gill was being genuine. The High Point, N.C., native meant every word. Gill's reaction was just par for the course.

Since arriving at Virginia, the 6-foot-8 forward has been the epitome of a team player, according to coaches and teammates.

"He's got a great attitude," Bennett said. "He [has] so bought in and wants to do well. He'll take whatever role you need him to and is such a competitor."

Said Virginia associate head coach Ritchie McKay: "He's not only one of the best players I've ever coached, but one of the best people I've ever coached. He's been a lovely addition to this family."

Anderson says Gill — who had five points and three rebounds in Virginia's win over Notre Dame on Tuesday night — has added toughness and leadership since arriving from South Carolina.

"He's a very strong Christian man," Anderson said. "He brings a different aspect to our team. He's just awesome. He's one of those guys who you aspire to be like because his attitude is always in the right place, whether everything's going good on the court or not as well as he wants it."

Things were definitely not going well in the delivery room when Gill was born on Oct. 17, 1992.

"The doctor was telling his mom to push, but it wasn't time for the baby," recalled Gill's father, who is also named Anthony. "He grabbed the forceps and started pulling on his head and I was like, 'What are you doing!'"

When Gill emerged from his mother's womb, the right side of his face was paralyzed from nerve damage.

"It was really scary," Gill-Summers said. "He only smiled to one side for weeks."

"We used to call him 'Sidewinder,'" Gill's father said, "because when he cried, one side went up and the other side couldn't move."

Luckily, after a few months, Gill's paralysis went away.

However, Gill's "life tests" were just beginning.

When he was 12, his parents divorced.

"My life revolved around them being together," Gill said. "When they broke up, it was devastating to me."

Gill moved with his father to Charlotte, shuttling back to High Point as often as he could to see his mother. It was about a 90-minute drive but Gill didn't care.

"I couldn't take being away from either one of them for very long," he said.

Gill's father says the divorce definitely "took a toll" on his son.

"It was rocky," he said. "We had our battles. But at the end of the day he knew that everything he was going through was going to make him a better man. He always knew that deep down inside."

Gill enrolled in Charlotte Christian School and quickly became good friends with current Virginia teammate Akil Mitchell. The pair led the school, which also produced stars Stephen and Seth Curry, to three straight state championship games.

Charlotte Christian coach Shonn Brown says he knew he had something special in Gill from the get-go. Gill was both a model teammate and student.

Brown would often observe Gill helping teachers carry heavy boxes into the school and holding doors for people before school had started. Gill was never in detention once in his three years.

"He's an unbelievable kid — just in terms of his demeanor," Brown said. "His attitude, his respect for authority and his respect for himself and others is just incredible."

Gill always expressed gratitude for any opportunity he was given.

"I think he's such a good teammate because of his humility," Brown said. "It speaks to his parents and how they've reared him."

The summer before his senior year, Gill was at an AAU event in Phoenix when he learned that his mom had been diagnosed with breast cancer.

Gill insisted on flying home immediately so that he could be with her.

Virginia's Gill smiles through life's adversities (cont.)

Over the next several months, Gill was his mother's rock.

"You couldn't tell that it was hard on him," Gill-Summers said. "He was just so strong for me."

Inside, though, Gill was boiling with emotions.

"I was really upset, mad, angry," Gill said. "I just saw how strong she was and it made me realize that she was living for something bigger than herself. I really wanted to know more, so I got really close to God then and starting building a relationship with him."

Gill says that faith was what helped him through the toughest of times, which included shaving his mom's head after large clumps of her hair had fallen out from chemotherapy and radiation treatments.

"In my bathroom, tears were rolling down my face," Gill-Summers recalled, "and he would say, 'Mom, I promise it's going to grow back.'"

Gill thought his mother had beaten the cancer, but during his freshman season at South Carolina it returned. She underwent a mastectomy, but then got an infection that hospitalized her further.

While all this was going on at home, Gill was doing his best to adapt to his first year of college. As a freshman, he started 26 of 31 games. However, the Gamecocks went just 10-21 and coach Darrin Horn was fired after the season.

Gill wanted to stay at South Carolina and play for whomever the new coach was going to be but eventually had a change of heart.

"We had a losing season and it took a lot out of me," Gill said. "I didn't feel like going through another transition where we would go through losing again because it took a lot out of me the first time.

"I wanted to go to a program that I knew was up-and-coming and knew was going to win, knew I could help the team win. That's why I picked Virginia."

For Bennett's program, which has stated "pillars" of "humility" and "servanthood," Gill has been the perfect fit.

Anderson and other Virginia players have been blown away by the way Gill conducts himself, both on and off the court.

"He battles through adversity better than a lot of men that I know," Anderson said. "Honestly, you could not ask for a better teammate."

Several hours after a recent home game, Gill was departing John Paul Jones Arena when he noticed an overweight man struggling to walk up a hill. Gill, not knowing that anybody was observing his actions, told the man to hop in his car and he would give him a lift.

"He's all about everyone else — he puts everyone before himself," said Gill-Summers, who has been cancer-free for about two years now. "He's matured into a wonderful man and I love who he is, just for who he is..."

"He's just there for anybody when they need him. He's a wonderful, kind human being. There's no words to describe how grateful I am that God gave me such a wonderful human being and man...I would have never dreamed it."

Gill has that innate ability to keep everyone around him smiling.

For many years now, he's told people that the paralysis he suffered as a baby is the reason why one of his eyebrows is higher than the other.

"I don't really know if that's true or not," said Gill-Summers, laughing.

IMPROMPTU MEETING PUTS UVA ON TRACK

By: Doug Doughty, Roanoke Times • January 27, 2014

Much has been made of a 35-point loss at Tennessee that seems to have triggered a Virginia men's basketball turnaround.

Not to be dismissed is an unscheduled meeting the next afternoon, New Year's Eve.

Joe Harris, a senior co-captain and the Cavaliers' leading scorer for three years, hopped in his car and drove to the home of head coach Tony Bennett.

"I was just very disappointed with how the season had gone up to that point," Harris said Saturday following Virginia's 65-45 victory over Virginia Tech. "Something had to change, so I went out there and we talked for a little while."

A little while? Try three or four hours.

"We weren't playing very well [beforehand] and I think Tennessee was an exclamation point," Harris said. "We don't have as much talent . . . or, we're not as good as we thought we were coming into the season."

"We weren't going to be able to match up with teams, guy for guy, and try to outplay people individually. I called [Bennett] and just asked if I could come over. When you get coach going, he talks for a long time."

The Cavaliers (15-5, 6-1 ACC) haven't been the same team since and are tied for second in the conference going into a 9 p.m. meeting with Notre Dame (11-9, 2-5 ACC) Tuesday.

Virginia had to change travel plans Monday, flying into Chicago instead of South Bend, Ind., where sub-zero wind-chill readings have canceled classes and closed the streets until 6 p.m. Tuesday, with an evaluation scheduled during the day.

Sophomore guard Malcolm Brogdon, averaging a team-high 15 points in ACC play, said adjustments made after the Tennessee loss have provided more structure and more freedom at the same time.

"We don't have any selfish players on our team," Brogdon said. "Everybody is selfless"

There wasn't much chance the team would splinter, given that the captains were scholarship seniors Harris and Akil Mitchell, the lone holdovers from a six-member 2010 recruiting class.

"It's their time; it's their team, so they have to lead for us to be at our best," Bennett said. "Coached teams can be solid or good. Player-led teams can be better"

"They're not going to grab guys by the shirt collar and say, 'What's going on?' But, they'll challenge a guy and say, 'Have a better attitude,' or 'take a better shot.'

"You can bark at them, too, and that's important. But, there's times when you have to say 'enough.' As a coach, it's significant when your leaders are doing that instead of just yourself or your staff."

NORTH CAROLINA NATIVE MITCHELL SAVORS WIN AGAINST TAR HEELS

By: Jerry Ratcliffe, Daily Progress • January 20, 2014

Akil Mitchell couldn't hide a smile that stretched all the way from Charlottesville to Charlotte. He had been waiting for this moment for a long, long time.

Virginia's 6-foot-8 senior rebounder had tasted victory over North Carolina once before (a nine-point home win last January), but this one was different. Blowing out the Tar Heels, one of the kings of college basketball, doesn't come easy or often.

Mitchell doesn't mind being one of the unsung heroes in such a win. In fact, he relishes his role of doing a lot of the dirty work. He's more physical than he looks, plays tough defense, goes after rebounds like a bum after a ham sandwich, and has an occasional bit of flash to an otherwise ordinary offensive game that produces an ESPN moment.

After Mitchell and his Cavaliers dominated the Tar Heels on Monday night, (Pause here for a moment Wahoo Nation and soak it in . . . feel free to toss in your hallelujah chorus), Carolina coach Roy Williams spoke about how Tony Bennett had done such a great job of getting his players to buy into their roles.

"[Bennett] has done a lot better of a job with that than I have," said Williams, a Hall of Famer.

It's because of the unselfishness by Mitchell and his teammates to play as a team and not get caught up in minutes played and statistical jealousy that can eat away at a team's solidarity. That was perhaps Bennett's greatest challenge coming into this season, facing outside expectations of not just a good, but rather great season, and getting 10 talented players to accept their roles.

Virginia's 76-61 pummeling of the Heels didn't come easy, at least not in the first half. It was a one-point game with just under six minutes to go before the break, when Mitchell & Company closed it out with an 11-2 run.

Bennett still wasn't happy at halftime. He didn't like the way his team was rebounding and was disappointed in his team's post trap. He challenged the Cavaliers, Mitchell in particular, to crash the glass harder the second half.

Mitchell did just that against a Tar Heel team determined to rule the paint. The Charlotte native, who grew up in a family that rooted routinely for Carolina blue, was a force the second half. He finished the game with 11 rebounds, including a precious eight defensive rebounds (something Bennett had harped about since the loss at Duke).

As a result, UVa held its own down low and improved to 14-5 overall, and more importantly, 5-1 in the ACC, while Carolina dropped into a tie for last place at 1-4.

"This feels so good," said Mitchell, who also scored six points and played solid defense. "I talked to one of my old AAU coaches today and he's a huge Carolina fan. He's got posters and stuff all over the place. To be able to play a team like this, knowing my family back home is rooting for me, even against their favorite team, means a lot."

Bennett felt like two things had to happen to hold onto the win. One was to slow down Carolina's greyhound pace to something a little more palatable. The other was to fight the Heels jaw-to-jaw on the boards.

Mitchell acknowledged that his coach challenged him at the half to be more physical, more aggressive on the glass. That's his calling card and the power forward responded.

"We keep telling him to get on the glass," Bennett said. "Take what the defense gives you, and get the 'X-Factor' baskets and plays.

That's when Akil's at his best. Manufacturing offense is not his strength. I have been proud of how he has fallen into his role to help us and help himself. I like where he is going."

It was only a few weeks ago when neither Bennett or Mitchell really knew where the senior's game was headed. Mitchell had lost his way. He confessed that he had lost touch with just who he was as a player and was trying to rededicate himself to rediscovering his identity.

Bennett, who can be a taskmaster and motivator when need be, was more than happy to show Mitchell the way.

Ever since then, the kid who was once cut from his junior high team has been an aggressive, physical rebounding machine.

"I was challenged at halftime to snag every rebound and so my mindset going back out there was to go get everything," the fire-breathing Mitchell said. "Carolina is long and surprisingly physical, a lot more than people give them credit for."

He helped the Cavaliers hold their own in a very physical game down low where UNC outscored UVa 36-30 in the paint and eked out the edge in the battle of the boards 39-38. UVa came up with 24 defensive rebounds, which kept the Tar Heels' second-chance opportunities to score at a minimum.

"Virginia is a very unselfish team," UNC's Williams said. "They know who they are."

That's perhaps the greatest compliment that the Tar Heels coach could have paid Bennett, because that certainly wasn't the case on that inexplicable night in Knoxville when even Bennett couldn't answer that question in a 35-point blowout loss to Tennessee.

To have turned things around heading into conference play, will go down as brilliance when looking back on this season.

"It feels great to be 5-1 but I'd rather keep playing, keep rolling," Mitchell said.

Virginia doesn't play again until Saturday when rival Virginia Tech comes a callin'.

"We're not satisfied, but confident," Mitchell said. "At the end of four years, trying to build a program that can compete with the Duke's, the Carolina's, and the Syracuse's is why we're all here. I can't say that we've arrived, but we're knocking on the door."

Duke heard the knock. Carolina and Florida State felt it. Mitchell doesn't mind being the guy to knock the door down.

PERRANTES IS CALIFORNIA COOL FOR CAVALIERS

By: Jerry Ratcliffe, Daily Progress • January 23, 2014

Roy Williams was at the podium, fielding questions about North Carolina's worst start since 2001, when London Perras' name came up.

Hall of Famer Williams wasn't caught off guard by the play of Perras, the Virginia freshman point guard who had helped engineer the Cavaliers' 76-61 rout of the Tar Heels. The Carolina coach promptly pointed out Perras' statistical history.

"If I'm not mistaken, he had 61 assists to 22 turnovers coming into the game," Williams said. "He doesn't realize he's a freshman."

The UNC coach was precise with his numbers. Perras ranked No. 33 in the nation in the assist-to-turnover ratio coming into the game and will likely jump higher when the NCAA updates its stats because the UVa rookie dished out nine assists against the Tar Heels and committed only one turnover.

Oh Roy couldn't have paid Perras a better compliment than that of he doesn't play like a freshman.

Akil Mitchell calls it the "Cali Swag," a certain confidence Perras packed in his bags for the cross-coast adventure. The freshmen, who grew up with an eye on playing in the East, admits the swag is always there.

"I get clowned on it a little bit," Perras said. "I remember down at N.C. State, there was a sign that said 'Perras wears Cargos.' That's something we wear a lot in California. I just take it. I'm not going to change my ways."

Teammates have no problem with his swagger, from the way he wears his Cargos (loose fitting trousers with huge pockets down each leg) to the way he zooms through defensive pressure with the ease of a seasoned veteran.

This kid from California's Crespi High (where he is the all-time leader in scoring and assists) has a certain cool that can't be coached. It's a natural feel that allows him to weave through traffic and create.

"He sees you before you know you're open," Mitchell said.

Perras is almost a throwback point guard, the kind that can handle the ball, make the right pass at the right time, play defense, and occasionally deliver the killer shot. Williams described Perras' 3-pointer from the left corner to end the first half Monday night as a dagger.

Indeed.

With UVa up by six and the ball, the Cavaliers were thinking about going backdoor to All-ACC guard Joe Harris. While setting up the play, one of the Cavaliers' assistant coaches cautioned that Harris should be aware that Carolina's James Michael McAdoo might be waiting at the rim for such a play.

Sure enough, Harris finds the ball in his hands, going back door, when he spots McAdoo lurking. In a split second, Harris doesn't break stride, but whips the ball across the baseline to a wide-open Perras in the opposite corner. The freshman buried the 3-pointer for a nine-point halftime lead.

"London has a calming effect on our players," UVa coach Tony Bennett said. "When he gets the ball he does not get sped up and he sees things that most guys do not. He is very complete."

If you know Bennett, you know you've earned his respect when he describes you as "complete," a term that he does not overuse.

Against the Tar Heels, that aforementioned term was appropriate for Perras linescore: 29 minutes, eight points, nine assists, one turnover, two steals, two rebounds. He took five shots, made three, including both attempts from behind the 3-point arc. His nine dishes were the most by a Cavalier in an ACC game since Sean Singletary's 10 against Boston College in 2008.

Oh, and he plays good defense, too.

Perras held UNC's Marcus Paige to a 4-for-14 night shooting and nine points, about half his average per game.

"He's got some toughness to him," UNC's Williams said.

Perras is a little different cat than Harris, a guy with an aw-shucks kind of nature that deflects praise the way Superman rejects laser beams. Maybe it's that Cali swag that always remains present, but not overbearingly so.

"I like to be calm out on the court," Perras said. "A lot of people don't have two speeds, so being calm at the point guard position helps the whole team. If you're calm, they see it and say, 'OK, we've got this,' and that helps everybody."

Perras grew up in the L.A. area and for the most part, was passed on by many of the basketball powers in the west, particularly hometown UCLA. Southern Cal showed a little interest but was going through some coaching change turbulence, which didn't attract the homegrown Perras.

Bennett was actually tipped off to the Californian by a former Washington State football player who used to hang out with some of Bennett's basketball players when he coached the Cougars prior to taking the Virginia job. The football player had graduated from WSU and was coaching at Perras' high school. He believed the point guard was the type of kid that Bennett liked to recruit and made the phone call.

Bennett sent associate head coach Ritchie McKay to L.A., to check out Perras' game. The rest is history.

Coming into UVa over the summer, the Californian wasn't exactly sure what to expect. He knew he would have to battle a couple of veterans, Malcolm Brogdon and Teven Jones, along with another true freshman, Devon Hall, for court time. He dreamed about coming in and making a sudden impact, whether it was off the bench or starting. He just wanted to contribute.

While Brogdon started the season at the point, Perras' game advanced so quickly that the rookie couldn't be ignored, which allowed Brogdon to move to the shooting guard slot to where he is more naturally fitted.

"I think the experience of playing and being in these settings, London is showing what a lot of people out West missed on," Bennett said.

That fact hasn't escaped Perras' thoughts either.

"Yeah, that motivates me when I sit in a hotel room with teammates," Perras said with a smile that reached to the Pacific time zone. "Malcolm is my roommate on road games and we watched the UCLA game together. In a way, [not being recruited by the Bruins] frustrates me, then again, God has a plan for all of us. This is where he wants me to be. I'm happy where I am."

As he becomes more comfortable, Perras' offense will likely pick up as well. He's averaging but 4.3 points per game overall, 6.1 vs. ACC teams. If nothing else, he's a threat to score, something opponents must respect.

A Cali kid named London, making a name for himself on an opposite coast. The story has a nice ring.

BENNETT SEEING REFLECTION IN UVA

By: Paul Woody, *Richmond Times-Dispatch* • January 13, 2014

Despite his cherubic appearance and gentlemanly demeanor, Tony Bennett is a mentally tough guy.

He had to be a mentally tough to play for his father, Dick Bennett, at the University of Wisconsin-Green Bay. Bennett's father coached as if every possession would determine a national championship.

You have to be a tough guy to win the Frances Pomeroy Naismith Award, given to the Division I player who is no taller than 6-feet.

You have to be a tough guy, mentally and physically, to be 6-foot tall and play two full seasons in the NBA.

Bennett did not back down as a player.

Bennett wants talented players for his University of Virginia team. But he wants those players to be as tough mentally and physically as they are talented. If you're not tough, the talent tends to wilt under pressure.

And pressure is what every team faces when it plays Duke in Cameron Indoor Stadium.

Monday night, Duke was just a bit better under pressure than Virginia.

But Bennett saw the mentally and physically tough team he's been trying to build since he took the Virginia job five years ago.

Monday night, Duke had just enough scoring spurts, got just enough bounces, especially on Rasheed Sulaimon's 3-pointer that gave Duke a 67-65 lead with 18.8 seconds left in the game, to escape with a much-needed ACC victory.

"I thought it was bouncing up, off the rim and out," Virginia senior guard Joe Harris said of Sulaimon's shot. "But it got the home-court roll."

Oddly enough, Duke needed that roll and this game more than Virginia.

Duke was coming off a conference road loss. The Blue Devils were 1-2 in league competition. A loss at home would have raised all sorts of questions and red flags about the Blue Devils.

Instead, they left the court with a victory.

The Cavaliers left mad they lost and pleased they came back from a 12-point deficit with 4:58 to play.

"I told them this wouldn't make our season if we had won and it doesn't break our season to lose," Bennett said. "They didn't fall apart. I liked what I saw. We've got some tough, talented guys.

"We're a work in progress. As long as our guys stay hungry and talking about the formula of playing the way we need to, hopefully we'll keep taking the right steps."

Bennett is correct. Beating Duke on Monday night would not have made the Cavaliers' season.

But a victory here in Cameron would have been a major step for the Cavaliers. It would have given credibility to their 3-0 start in the league, a start that featured two victories on the road.

Duke simply had too much talent. The Cavaliers held all-universe freshman Jabari Parker to just 8 points on 3 of 11 shooting. But Sulaimon came off the bench to score 21. Amile Jefferson had 10 points and 15 rebounds.

There were several possessions when Virginia played strong defense for 34 seconds, only to see a Duke player manage to score on the 35th. It's that last second that gets you every time.

Despite that, the Cavaliers led 65-64 when redshirt-sophomore Malcolm Brogdan made two pressure-packed free throws with 36 seconds left in the game.

But Duke won 69-65.

"You definitely are mad," Brogdan said. "All of us are competitors at the highest level. But there's definitely encouraging things we saw.

"There are a lot of things we did well, but a lot of things we have to go back and work on."

When you have a team of mentally and physically tough players, you can get that work done. You can move on from a disappointing loss in a winnable game.

The Cavaliers have hope. And, finally, Bennett has a team that reflects its coach.

VIRGINIA'S JOE HARRIS HAS BIG DREAMS

By: Anna Clemmons, ESPN.com • November 18, 2013

To understand Joe Harris' love of basketball, look inside his room. Not his current room in the off-campus apartment he shares with University of Virginia teammates Mike Tobey and Evan Nolte, but his childhood bedroom inside his parents' home in Chelan, Wash.

As a fourth-grader, Joe came home one afternoon and asked his mother, Alice, if he could write his goals on his bedroom walls. His father, Joe Harris Sr., was the head boys' basketball coach at Chelan High School and Joe had started volunteering as a team manager. Before each season began, Joe Sr. asked his players to write down their goals; now, Joe Jr. wanted to follow suit.

"Sure," Alice replied, assuming he'd write them on a piece of paper. Instead, Joe took a Sharpie and scribbled his hoop dreams -- and advice from the pros on how to achieve them -- across his room's white walls and ceiling.

When Joe walked out of his bedroom, he'd reach up and touch the phrase in blue block lettering above the door frame: "Expect to win!"

As he got ready each morning, he'd look next to his bookcase and read the words of Charles Barkley and Julius Erving.

"I've got confidence in myself to believe that when I'm healthy and hitting shots no one can stop me. Great athletes have to think like that." -- Julius Erving

Before falling asleep, he'd look up at the goals he wrote on the ceiling and above his closet:

Have confidence.
Work hard.
Good team member.
Great attitude.
Win a championship(s).
Become a pro.

While a career as an interior decorator may not be in his future, Harris has followed those designs across the country as one of only two current Wahoos players not from the East Coast. The former Mr. Basketball in Washington and Gatorade State Player of the Year is a senior leader for 25th-ranked Virginia, which faces Navy on Tuesday night.

A preseason All-ACC first-team selection also named to the Oscar Robertson Trophy Preseason Watch List, Harris has accomplished many of his room musings. But the 6-foot-6 guard has never won a championship -- not in high school, nor in his three years at Virginia.

This season, as part of the deepest Cavaliers roster he has played on since arriving in Charlottesville, Harris is determined to change that.

When he was 4 years old, Harris began tagging along to his father's basketball practices. He'd shag balls for the players, hand them water and watch. Soon, Joe was begging to go to practice.

"If I ever got into trouble with my sisters or was slacking off, it was always my punishment that I couldn't go to a practice or a game," Harris said. "That was the worst thing in the world."

Each summer, the Chelan High gym floor was refinished, forcing the team into a hiatus for several weeks. Joe Harris Sr. remembered driving his son, then a rising sixth-grader, to the gym after the requisite three-week break. "Joe opens the door, comes into the gym, slides onto his stomach and kisses the floor and hollers, 'Baby, I'm back!'" Joe Harris Sr. said, laughing. "Now that's a gym rat."

Harris Sr., who has coached the Chelan High boys' basketball team for 22 years, focused on fundamentals, particularly shooting. He established a mandatory routine for each of his players to complete before practice, a habit that Joe adopted and still follows.

That routine began with a round of shots five feet from the basket: hold the ball one-handed, lift and shoot. Each player had to make five swishes in a row, then move out on the wing, then the top of the key, followed by the wing again and the five-foot opposite block.

"Shooting is repetition, technique and working to make yourself better," Harris Sr. said. "You've got to have a love to work hard on your own, and Joe has that."

Before school each morning, while waiting for his younger sisters, Harris went outside to the family hoop, taking shot after shot. One of his handwritten goals was to take at least 1,000 shots a day.

Along with his father's tutelage, Joe received advice from Warren Friedrichs, known then around the northwest as "the shot doctor." Friedrichs, a professor at Whitworth University, held a shooting clinic at Chelan each summer. A decade later, Harris still remembered Friedrichs' advice -- his elbow was out too far, he was shooting the ball on the way down.

Harris finished his high school career with 2,399 points. Chelan played in the state's small I-A division and Rivals.com ranked him a three-out-of-five star player. Most of his recruiting interest came from northwest schools.

Virginia coach Tony Bennett, then the head coach at Washington State, watched Harris play at an open gym in Chelan, a resort town of 3,900 residents, and began recruiting him. Harris loved the idea of being close to home and had an easy rapport with Bennett, so he decided he'd play for WSU.

But in March 2009, Bennett accepted the Virginia job. He asked Harris, then a senior, to visit Charlottesville; when Harris arrived, Bennett talked to him about being a part of his first Virginia recruiting class, a group whose collective goal would be to turn the program around. Harris, the consummate team player, was sold on the revisionist philosophy.

"I liked the idea of being one of the foundations for Coach Bennett's program and trying to revive UVa basketball," Harris said.

Along with starting forward Akil Mitchell, another senior member of Bennett's first recruiting class (the other four original players have transferred), that revitalization has happened. The Cavaliers won 15 games during Harris' freshman year, in which he averaged nearly 30 minutes a game. He hit 65 3-pointers, ranking second among freshmen in Virginia history, but viewed his game as one-dimensional.

"My first year, over 80 percent of my shots were three pointers," Harris said. "I didn't go to the foul line or create off the bounce. That summer, I tried to focus on my ballhandling."

Virginia won 22 games the next season, earning a bid to the NCAA tournament. Last season, Harris emerged as one of the ACC's top players, averaging 16.3 points per game. Starting and playing in a Virginia-record 35 games, he ranked fourth in the ACC in scoring and 3-point shooting accuracy and was an All-ACC first-team selection.

After a memorable 36-point performance in a home upset of Duke, Coach Mike Krzyzewski called Harris "one of the best players in the country."

Harris entered the season ranked second in Cavaliers history in 3-point shooting percentage (40.8%) and sixth in 3-pointers made (192). While setting shooting records and gaining 45 pounds of muscle -- he went from 180 pounds his first year to his current 225 -- he also has become a more complete player.

"He's become a really good perimeter defender . . . being able to put the ball on the floor now and his passing ability -- it's all taken another step," Mitchell said.

This season the Cavaliers have more depth thanks to a solid freshman class and sophomore forward Anthony Gill, a transfer from South Carolina, and point guard Malcolm Brogdon, who sat out last season with an injury. And more skilled players mean less dependence on Harris to be the offensive leader on the floor.

"We have a lot of weapons offensively, guys that can contribute every night," Harris said. The Cavaliers have had a different scoring leader in each of their first three games. Harris is averaging 8 points per game, fourth on the team.

Virginia's Joe Harris Has Big Dreams (cont.)

"He's such a humble, unassuming guy that if you said, 'Joe, this game, I want to get others involved, I only want you to take a few shots,' he'd probably take zero shots," Bennett said. "He doesn't care if he scores, he's just trying to win."

His strong play also has led to a Twitter movement. Last December, SBNation writer Will Campbell tweeted: "Oh Joe, you always know how to finish at the hoop and be awesome. #Swoon."

Harris deflects the attention and claims that around campus, he's just another Virginia student. His teammates think otherwise.

"I wouldn't call myself a celebrity, but I know Joe is, though he wouldn't say he is," Mitchell said. "It hasn't changed him at all -- he's still the goofy kid I knew first-year."

He's also the guy who still writes down his goals, in a notebook or in his phone. Rather than individual goals, his pursuits are focused on the team and what they might accomplish.

"To play for an ACC championship, whether during the regular season or the conference tournament. That's a completely realistic and viable goal for us," Harris said.

And one that he won't need to write on his bedroom walls to remember.

VIRGINIA PREVIEW: PATIENCE, PERSEVERANCE PAY OFF FOR HARRIS AND MITCHELL

By: *Whitey Reid, Daily Progress* • November 3, 2013

Six old pals took part in a group text message recently and, for a brief moment, allowed themselves to think about what might have been.

Yes, if you were wondering, Joe Harris, Akil Mitchell, KT Harrell, James Johnson, Will Regan and Billy Baron have fond memories of their brief time together.

"We were just laughing about some things from the old days," Mitchell said. "We all still keep in touch and reminisce and check in on each other, and try and still share that bond when possible."

Said Harris: "They're still really good guys, really good friends of ours. We were just kind of wishing each other the best for the coming year."

In an alternate universe, the six members of Virginia coach Tony Bennett's inaugural recruiting class would be teammates preparing for their senior season, trying to return the Cavalier program to glory.

But in this one, they are merely friends attending five colleges in four states.

Harrell is at Auburn. Johnson is at San Diego State. Regan is at Buffalo. Baron is at Canisius.

Harris and Mitchell are the last guys standing, the two kids who stuck things out, the players who could see the big picture at Virginia.

"They've weathered the storm, so to speak, in terms of fighting and going through adversity and enjoying success," Bennett said. "You work hard to get to your senior year so that you're in this spot. They're both competitors, they've competed hard. To see them get to this spot and hopefully take another step for the program and themselves wouldn't make anyone happier."

Back in 2010, not many people would have put money on Harris and Mitchell being the two most successful members of the class.

Harris was a kid from a small town in the Great Northwest who some believed wasn't athletic enough for the ACC and hadn't played against good enough competition.

Mitchell was a player with only a handful of scholarship offers from mid-major programs who hadn't grown into his body and didn't have a real position.

Neither Harris nor Mitchell was a Top-100 prospect.

Rivals ranked Harris and Mitchell as 3-out-of-5 star players.

Where many talent evaluators saw question marks, Bennett saw great potential.

Luckily for Virginia fans, Bennett has never put much stock in recruiting rankings. "There are some [prospects] who just are so elite that your newborn child could see it, anybody could see it that they're so good," Bennett said. "After [that group], there's such a small difference. There's the five-stars and then two-stars, three-stars, four stars, there's not that much [difference]. How do you know?"

"Some guys just do what Akil and Joe have done. It's not how you start but how you finish. To get concerned with how many stars they have or what they're ranked, I think it's such a subjective thing."

Today, Harris and Mitchell are the linchpins of a team that is ranked in the Top 25 for the first time since the 2001-02 season.

"It seems like we're getting a lot of preseason pub and recognition," Mitchell said, "and people are really starting to notice the strides we've taken in this program.

"We need to keep making them and keep moving forward."

Added Harris: "This is the most talented and deep team that we've had in my four years."

Last season, Harris and Mitchell came into their own.

Harris was a First-Team All-ACC selection, while Mitchell was a third-teamer. Harris averaged a career-high 16.3 points, 4.0 rebounds and 2.2 assists. He ranked fourth in the ACC in scoring and 3-point shooting accuracy (43 percent) and fifth in made 3-point field goals per game.

The Chelan, Wash., native's coming-out party to the college basketball world occurred last February when he led Virginia to a 73-68 victory over No. 3 Duke at John Paul Jones Arena.

"He's just one of the best players in the country," said Duke coach Mike Krzyzewski after Harris poured in a career-high 36 points.

Mitchell, meanwhile made Virginia fans quickly forget about the loss of Mike Scott. The Charlotte native averaged 13.1 points and 8.9 rebounds, developing more than anybody could have hoped. He finished with 12 double-doubles, two more than Scott had notched the season before, and was the team's best defensive player.

Not bad for guy whose best offers coming out of high school were from the likes of UNC Greensboro, College of Charleston and Navy.

Mitchell actually had a scholarship offer pulled by George Washington late in the recruiting process.

"That's one of the things that's helped me get through the tough times [at Virginia] — knowing what not being accepted and not being wanted really feels like," said Mitchell, referring to his dealings with George Washington. "That's part of the mentality that I have, something just harboring inside of me."

Mitchell is still humbled that Bennett believed so much in him.

"To know that he put his faith and trust in me with a scholarship...same thing with Joe," Mitchell said. "He saw something special enough to bring us into this first class."

Harris and Mitchell's teammates have certainly seen a special quality in them.

Virginia guard Malcolm Brogdon says there's no question who the leaders on this year's team are.

"Akil holds people accountable if they're slipping or complaining during conditioning," Brogdon said, "or not playing their role on the court."

Harris leads more by example.

"If you want to see it done right, Joe's going to do it right every time," Brogdon said.

Last season, Harris took freshman Justin Anderson, who was struggling to adapt to college at the time, under his wing.

"Joe, man, I'm going to miss him so much next year," Anderson said. "I give so much credit to him. He showed me little things that now I can't wait to show the younger guys that we have now."

Bennett has loved Harris and Mitchell's growth as basketball players, but is most proud of the people they've become.

"They do it the right way as far as who they are off the floor, in the classroom," Bennett said. "They're really the whole package. That's the vision I had when I came to Virginia — recruit guys that will stick it out, who value the degree in a mighty way."

Virginia men's hoops preview: Patience, perseverance pay off for Harris and Mitchell (cont.)

"It's so important to them — the educational experience, the opportunity to engage in all of the university experience, not just the basketball. These guys have great relationships and are friends with people who aren't athletes, who are in the student body, and that's what I love. They've really taken and drank in the whole experience of what UVA has to offer."

Mitchell has been involved with Athletes in Action and worked on an athlete's advisory council with Virginia Athletic Director Craig Littlepage, among many off-court endeavors.

Harris's extracurriculars include work with a group called ACE (Athletes Committed to Community and Education) and participation in Virginia's historic IMP Society, which, according to Wikipedia, is "notable for combining philanthropy and public mischief."

Harris, who has said in the past that he would have gone to any college where Bennett was the coach, has fallen in love with Virginia and the city of Charlottesville.

"I can't even imagine going to any school besides UVA," Harris said. "I'm really happy that I made the decision to come here. It's an amazing school and I've met a lot of amazing people who I've been fortunate enough to get to know. I've made a lot of really good friends in my four years here that are outside of basketball and athletics."

Those friends will always include Harrell, Johnson, Regan and Baron, his freshman year roommate.

When he reflects on the turbulent times in the program, Harris believes he and Mitchell simply had the right mindsets. They didn't expect roles on the team to just be handed to them.

"Since they had high expectations, they got a little impatient when things didn't go the way they would have liked," said Harris, referring to his former teammates. "Akil and I didn't really expect too much. We were just coming in and trying to contribute in any way, just wait our turn and helping set a foundation for the program."

There have been plenty of challenges along the way, but Harris and Mitchell say it's all been worth it — especially if this season goes as well as they hope.

"To go through those things with Joe is pretty special," Mitchell said. "We've grown a lot closer over the last four years and we're to the point now where we're like brothers."

"All of our teammates are like brothers, but Joe and I have a special bond where we can look back and know that we shared the same bumps and bruises and can laugh at the same things. We've learned the same lessons as we've gone through our time here. It's really been a special bond. Hopefully it will keep growing and we'll finish it out the right way."

VIRGINIA BASKETBALL WILL STAY TRUE TO COACH TONY BENNETT'S PHILOSOPHY

By: Mark Giannotto, *Washington Post* • November 4, 2013

Virginia senior Akil Mitchell laughed and rolled his eyes, then pointed toward the blue tape carefully laid across the practice floor at John Paul Jones Arena last month, a few feet inside the three-point arc.

The Cavaliers may have their most talented roster in years this season, and come armed with a preseason Associated Press ranking (No. 24) for the first time in more than a decade.

But Coach Tony Bennett started practice in September the same way he always does: with a meticulous tutorial on his trademark "pack line" defense, a variation on a sagging man-to-man.

Mitchell has been doing this for four years, "but you always learn little things." Among those: His coach has no plans on changing the brand of basketball being played in Charlottesville this season, no matter how high the expectations.

"We're gonna say it over and over again, the focus is still rely on this pack line right here and keep people from scoring," Mitchell said. "We're still gonna be a defensive team."

But how Bennett balances this roster full of weapons with his own regimented style will be a compelling story line throughout the season, and perhaps will define his tenure at Virginia.

Bennett, 44, has enjoyed modest success since arriving on campus before the 2009-10 campaign. He has a 76-53 record and earned one NCAA tournament berth (2011) despite considerable program attrition.

Now, though, the Cavaliers return their top five scorers, including first-team all-ACC selection Joe Harris, from a team that barely missed an at-large berth on Selection Sunday. They also add forward Anthony Gill, a transfer from South Carolina, and guard Malcolm Brogdon (medical redshirt in 2012-13) to the mix. And with a rotation that could feature 11 players — just three of whom are upperclassmen — Bennett has set the stage for the sort of sustained prosperity Virginia fans have craved.

He just wants it to come on his own terms, playing a more modern version of the methodical style his father, former Wisconsin coach Dick Bennett, pioneered.

"I don't want to give away the core of what we do," Bennett said last month.

Said Harris: "We certainly have the ability to put more points on the board, but I don't think we're gonna change the way we play a whole lot. Defense is always gonna remain constant as long as Coach Bennett is there. That's a focal point. That's what we feel is gonna give us the best chance to win games."

Still, Bennett has installed slight offensive adjustments — he calls it "fine-tuning" — hopeful his team can create more points through offensive rebounding and more free throws. Last year, the Cavaliers finished within the top 40 nationally in offensive efficiency, but averaged the second-fewest points per game in the ACC.

It's why there is a perception Bennett's system isn't conducive to offensive players, an assumption his players say isn't accurate.

"I think we do have the chance to be the best offensive team, probably, the program has seen in my three years because we just have so many options at this point in terms of scoring," Brogdon said. "And I think everybody will be able to flourish in this program because Coach Bennett allows guys to play with freedom. If you demonstrate that you can do something well, he lets you do it."

Bennett, though, is known for being honest to a fault, especially during end-of-season meetings in which he explains in great detail a player's weaknesses and what his role should be on the team. He realizes the blunt approach may be behind why nine players have transferred during his time at Virginia.

Nonetheless, he has taken that a step further this season, admitting at the team's media day to being harsher with his veterans this year, well aware they haven't accomplished anything just yet despite preseason optimism. In Bennett's mind, there is a process, and even with better personnel, it hasn't changed this year.

"I think as I do this longer, I become more honest with what I see, and that probably has cost me some recruits . . . Right or wrong, I'm not changing on that," he said. "You can say a lot of things about me, and even the players that have left, I didn't fit."

"But they can't say they were misled when they came to this program. You don't have a lot of things in this profession. The one thing you've got is your word, and I'm not messing with that."

ACC MEDIA DAY: VIRGINIA'S AKIL MITCHELL TALKS ABOUT HIS GROWTH AS A PLAYER

By: Mark Giannotto, *Washington Post* • October 17, 2013

More than five years later, Virginia forward Akil Mitchell still remembers his official visit to George Washington as “surreal.”

Though he grew up in Charlotte, Mitchell's family hails from the Washington area and he had his sights set on playing his college basketball there. In the Colonials, led by former Coach Karl Hobbs at the time, he saw a program that appreciated how he blossomed after a late growth spurt during his junior year of high school.

Until, that is, George Washington's coaches called him and his father into an office after he had trekked to Washington for a campus visit. Hobbs informed them he was pulling Mitchell's scholarship offer, because “he was kind of trying to put a team together that would save the program and he didn't think I was the guy that would help them right away,” Akil said.

Anthony Mitchell spent the next 30 minutes arguing with Hobbs and his assistants, angry at the game they had played with his son. Only when Akil told him he wanted to go home did his anger subside. But it was an experience Anthony hasn't allowed his son to forget.

“Whenever I think Akil is kind of slumping or getting tired, or doesn't have that extra boost, I'll call him and I just say, ‘Coach Hobbs’ or ‘GW,’ and it's almost a guaranteed double-double the next game,” Anthony Mitchell said.

Akil Mitchell couldn't help but smile when talking about it Wednesday at ACC men's basketball media day, back in his old stomping grounds after earning third-team all-conference honors during a breakout campaign at Virginia last season. After all, his entire basketball career has been based around defying the expectations set by others.

Anthony Mitchell has vivid memories of picking up his crying son two years in a row after being cut by the middle school team. He had all the skills, but at that point Akil was “stout and slow,” according to his father.

Mitchell didn't make a school basketball team until his sophomore year at Charlotte Christian School, and even then he had to deal with the barbs of former teammate Seth Curry because “I was 6-5 and couldn't dunk.” But Anthony Mitchell talks with pride about the moment his son stepped back into the school gym before his junior year of high school, after a summer filled with workouts, and wowed everyone with his sudden burst of athleticism.

“He went from couldn't dunk to basically putting his head on the rim,” said Anthony Mitchell, who played at Carroll and H.D. Woodson and spent two years playing professionally overseas.

When Mitchell arrived in Charlottesville in 2010 as part of Coach Tony Bennett's first recruiting class at Virginia — Bennett only offered him a scholarship during the fall of his senior year of high school — he considered himself a small forward, and few predicted he would turn into one of the faces of the program. But after biding his time behind Mike Scott, a first-team all-ACC forward in 2011-12 who now plays for the Atlanta Hawks, and growing a few more inches, the 6-foot-8 Mitchell emerged as the Cavaliers' best interior player a season ago.

He averaged a career-high 13.1 points and 8.9 rebounds per game, notching 12 double-doubles in the process.

“He thought he was gonna be a wing and shoot a lot of three-pointers,” Bennett said. “But I told Akil and his Dad, ‘I am recruiting you to be a front-court player.’ He's really embraced that.”

Teammates still marvel at how Mitchell morphed from an athletic wing into a threat on both ends of the floor inside. Senior Joe Harris talked Wednesday of how Mitchell dominates rebounding drills in practice and understands his role within Bennett's finely tuned system.

“Thinking about Akil and how much he's improved since the time we've gotten to school is amazing,” said Harris, the only other member of Bennett's first recruiting class that is still in the program. “Akil came in and everybody had kind of written him off and nobody gave him a chance. The guy's just a warrior.”

This offseason, a broken bone in Mitchell's right hand, suffered at the LeBron James Skills Academy, forced him to work extensively on his left hand. He has also added several post moves to his repertoire. Anthony Mitchell, meanwhile, raves that Cavaliers fans “have seen maybe 50 percent” of what his son can do on the basketball court.

On Wednesday, Akil Mitchell was reminded of how far his game has come when he drove past his old middle school, where he couldn't make the team, en route to his interview obligations. He referred to it as “a full-circle” moment.

“To think about how many hours in the gyms around Charlotte I've put in, just to have the opportunity to be here and then to come back . . . I thought basketball wasn't gonna be my thing,” Mitchell said. “I give a lot of credit to my family for sticking behind me and really encouraging me to keep trying.”

BENNETT RAISES INTENSITY LEVEL WITH VETERAN GROUP

By: Jeff White, VirginiaSports.com • October 9, 2013

This is Akil Mitchell's fourth year in the University of Virginia men's basketball program, and the 6-8 forward from Charlotte, N.C., has spent hundreds of hours on the court with Tony Bennett. Mitchell has seen a change in the Cavaliers' head coach this fall.

"He's a little bit more fiery," Mitchell said.

Bennett has always been blunt with his players, and that hasn't changed. Late in practice Tuesday evening, he addressed them after a five-on-five drill that displeased him.

"I thought you had more grit and toughness to fight through fatigue," Bennett said. "You guys look like you can hardly move, it's so hard. You have to find a way to fight through this."

Bennett enters his fifth season at UVA with a veteran team that includes only two freshmen: guards Devon Hall and London Perrantes. With such players as Mitchell (third-team All-ACC in 2012-13), senior Joe Harris (first-team All-ACC) and sophomores Justin Anderson and Mike Tobey back from a team that won 23 games last season, Virginia will be picked to finish in the upper half of the ACC in 2013-14.

The Cavaliers have lofty goals, but Bennett knows they'll have to earn them.

"If I think guys can handle it, if I think guys are slacking in certain areas or aren't ready and they can do more than they're showing, then it's my job to let them know and to push them to that," Bennett said Monday night after practice at John Paul Jones Arena.

"It's my job to let them know that what might have been acceptable as a freshman or a sophomore isn't acceptable as a junior or a senior. I think there's a mindset that has to be brought to practice, and we're trying to make the most of our time. I just want us to be as good as we can be, and wherever that places us, great. That's what Rick Carlisle talked about to the guys. He said, 'It's all about the process,' and that's what I believe, too."

Carlisle, a former UVA player who's now head coach of the NBA's Dallas Mavericks, returned to his alma mater recently to speak to third-year students during their traditional ring ceremony.

His visit overlapped with the Wahoo's first official practice for 2013-14, and Carlisle spoke to Bennett's players on Sept. 27. So did the man for whom Carlisle played at UVA, Terry Holland.

Carlisle has won an NBA championship with the Mavs. Holland won 326 games in his 16 seasons at Virginia. His UVA teams made nine appearances in the NCAA tournament, including two trips to the Final Four, and four in the NIT, including one championship.

"We had two of the great basketball minds here," Bennett said. "I was so grateful and thankful that those two guys would come in and talk to our guys. It brought a lot of excitement, and I loved it. I think our guys understood the significance of that, and certainly our staff did, and we got to spend a little time with Coach Carlisle and Coach Holland up in my office."

Concentrate on the process, Carlisle told the team, and the results will come.

Bennett said Carlisle "used the analogy of, we're going to run a last-second play for one of you guys. You're coming off the screen, and you're thinking the wrong stuff if you're thinking, 'I'm going to make this shot.' You should be thinking about how you're going to come off the screen, how your footwork should be: right, left, balance, rhythm, release. He said it's all about the steps leading up to it, and he said that holds true to your practices, how competitive you are, each day improving, forgetting about what's down the road. We just want to be as good as we can be."

Under NCAA rules, a Division I team may practice 30 times in the 42 days before its opener.

"It's been a little sporadic," Bennett said, "but we're building into it. It's been competitive, physical -- you can see that -- at times sloppy. At times you see some guys make some plays that are nice, you're encouraged, but realistically we got a ways to go. We gotta keep building the little things first, but it's nice to see, when we're healthy, the depth that is at our disposal."

That, Mitchell said, is how this UVA team differs most from the others he's played on. The Cavaliers finished 16-15 when he was a freshman, 22-10 (with a trip to the NCAA tourney) when he was a sophomore, and 23-12 last season.

"Every guy can play, at every position, and it makes us have to bring it, every day in practice," Mitchell said. "Our offense is way behind our defense right now, but I think every guy is really competing with each other for playing time and for spots on the floor, so it's making every guy better every day."

In the frontcourt alone are such players as Mitchell, Tobey, junior Darion Atkins, sophomore Evan Nolte and redshirt sophomore Anthony Gill, who sat out last season after transferring to UVA from South Carolina. Gill started 26 games for the Gamecocks in 2011-12. Moreover, the 6-6 Anderson can move from the wing to power forward when Bennett wants to use a smaller, quicker lineup.

"It makes us all better," Mitchell said of the frontcourt competition. "Every day you're going against a guy that's just as good defensively as you are or just as good offensively as you are, so you really have to bring it. With these guys, we're all so competitive it makes us all better on a daily basis. That should bode well for the whole season."

On the perimeter, Virginia's options include Harris, Anderson, Hall, Perrantes and redshirt sophomores Teven Jones and Malcolm Brogdon. The Cavaliers' sixth man for most of his freshman season, Brogdon is healthy again after sitting out 2012-13 while recovering from foot surgery.

Even if, as Mitchell says, UVA's defense is ahead of its offense, Bennett wants to see more from players at that end. That's not surprising for a coach whose teams have been known for their rugged defense. Gill and Brogdon played for the scout team in practice last season, and the standards are higher for them now.

"You can tell Malcolm and Anthony haven't been under my watchful eye defensively," Bennett said, smiling. "Now you're not a redshirt, you're not sitting out. We're watching all your breakdowns, so they've got to get used to the timing and the pace, but everybody does."

"We lost a good one in Jontel [Evans] defensively, but with the size and the physicalness, we should be a sound, solid position defensive team. But defense is just good old-fashioned hard work. The second you think you got that figured out, you're in trouble, and we need now to put the time in and work our reps, work our positioning, so that we become sounder and sounder as this thing gets closer to playing."

U.VA. BASKETBALL HAS DEPTH, TALENT TO AVOID RECENT LATE-SEASON SLIDES

By: David Teel, Daily Press • October 10, 2013

Virginia's basketball team was a combined 45-22 the past two years. But after Feb. 1, the Cavaliers were 12-14 with a pair of early ACC tournament exits and a lopsided defeat in their first NCAA appearance in five years.

The culprit: Injuries and fatigue that frayed already thin rosters.

This season should be dramatically different. Preparing for his fifth season, coach Tony Bennett has assembled depth and talent capable of making Virginia an ACC and national contender. "This is definitely the most depth and talent we've had since I've been here," senior forward Joe Harris said Wednesday at the team's preseason media gathering.

No question. With six of their top seven scorers back, including the top five, plus rugged South Carolina transfer Anthony Gill and redshirt Malcolm Brogdon, the Cavaliers are stocked.

And we're talking quantity and quality. Harris is the ACC's only returning first-team all-conference selection, and he and third-teamer Akil Mitchell make Virginia the only squad with two all-league players.

"We're deep everywhere," junior forward Darion Atkins said, "and it's translated to practice. Everyone knows it. It's been healthy competition. Everyone is like, 'I have something to prove. I'm here to stay. This is my spot.'"

Mitchell, Atkins, Gill and 6-foot-11 Mike Tobey headline the interior depth. Brogdon, Teven Jones and freshmen London Perrantes and Devon Hall are viable point guards. Harris, Evan Nolte and the dynamic Justin Anderson are comfortable anywhere on the wings.

Brogdon missed all of last season with a foot injury, while Atkins sat eight games with a shin ailment, Tobey five with mononucleosis. Other than a minor shoulder issue with Perrantes, the Cavaliers are healthy as they approach scrimmages against Georgetown and Marquette, and the Nov. 8 season-opener versus James Madison.

"There's going to be a war for playing time," Bennett said. "But will they put the team above themselves? . . . I think we've got a group that wants to be good collectively, and that's still how we have to do it. We don't have enough individual talent just to line 'em up and say, 'Hey we're going to dominate people.' We have to do it collectively. Different guys at different times."

Given the Cavaliers' experience, Bennett has more exacting in early practices — Wednesday was the team's ninth — demanding more attention to details, especially on defense. "Boot camp" was how he described the overall approach, and "crude" was his evaluation of some sessions that displeased him.

"He expects a lot out of us because he knows how talented the group is," Harris said. "If guys are turning it over or making impulsive plays or something he might consider bonehead, those are the little things that kind of get under his skin. . . .

"I kind of need that every once in a while. There might be some days when school was long or something like that and you're feeling a little tired, you need Coach to come at you a little bit. . . . That's not a bad thing at all."

Harris started all 35 games last season, averaged a team-best 16.3 points and made 42.5 percent of his 3-point attempts. But he was gassed late, shooting 24.3 percent from beyond the arc in the last six games.

The Cavaliers lost four of their final seven regular-season games and fell by 19 points to North Carolina State in the ACC tournament, relegating them to the National Invitation Tournament. Two years ago, Virginia also dropped four-of-seven to close the regular season before losing to N.C. State in the ACC tournament and by 26 points to Florida in the NCAA.

That said, Virginia was 9-7 in the ACC two seasons ago, 11-7 last. Care to guess how many times the Cavaliers have enjoyed three consecutive winning ACC records?

That would be once: Ralph Sampson's sophomore-senior years, 1981-83. So Bennett's program is poised for a notable accomplishment.

Granted, last season's conference record wasn't enough to earn Virginia a second straight NCAA tournament bid. The Cavaliers not only stumbled too often outside the league but also, through no fault of their own, faced a tame ACC regular-season schedule that included only one game each against NCAA qualifiers Miami, Duke and North Carolina State.

Schedule strength shouldn't be an issue come Selection Sunday 2014. Three of the four ACC teams Virginia faces twice — Notre Dame, Maryland and Florida State — likely will be NCAA tournament-caliber, while the non-conference tests include VCU, Davidson, Wisconsin, Tennessee and perhaps Texas A&M.

"I think at the end of the year we'll be a much better team and that will be because we have much better depth and there will be much more balance from a playing time standpoint," Harris said. "We (learned) that last year. You can do whatever during the course of the season. You can (be) fourth in the ACC, but it's all about how you finish the season and what you can do in postseason."

SUMMER EXPERIENCES ACCELERATE TOBEY'S GROWTH

By: Jeff White, VirginiaSports.com • August 1, 2013

The final session of summer school at UVa ends this week, and Mike Tobey, for one, is ready for a break.

Two months after he cut short his stay at home and returned to Charlottesville to train for USA Basketball's under-19 team trials, Tobey is about to head back to Monroe, N.Y., for a few weeks of R&R.

This time last summer, the 6-11 center was preparing for a five-game swing through the Netherlands, Belgium and France with the Cavaliers. Then came Tobey's first year at UVa and his first season of college basketball, a roller-coaster ride that included a broken nose and a bout with mononucleosis.

By the end of the 2012-13 school year, though, Tobey was again at full strength, and in Colorado Springs he earned a spot on the U19 national team, whose assistant coaches included UVa head coach Tony Bennett.

In late June, the U.S. squad flew to the Czech Republic and began an undefeated run through the U19 world championships. For the Americans, it ended July 7 in Prague with an 82-68 victory over Serbia in the title game.

"It was amazing," Tobey recalled at John Paul Jones Arena. "When they put the gold medal around your neck, and they play the national anthem, it's pretty emotional. I felt extremely patriotic and really honored just to be there."

In the U.S.'s nine games in Prague, Tobey averaged 4.8 points and 4.8 rebounds. His best performance -- 10 points and seven rebounds -- came in a 109-67 rout of Canada in the quarterfinals.

Some of the United States' other big men played more than Tobey, but "he was productive when he was in there," Bennett said.

Tobey's fellow post players included 6-10, 253-pound Jahliil Okafor (Whitney Young High in Chicago), 6-8, 250-pound Jarnell Stokes of Tennessee, 6-8, 210-pound Aaron Gordon of Arizona, and 6-7, 215-pound Montrezl Harrell of NCAA champion Louisville.

"I didn't get as much as time, but when you're on that type of team, someone isn't going to play as much," Tobey said. "I was just happy to be there. I just tried to go out there and play hard and do what I could in that amount of time."

The experience, Tobey said, helped him "see more potential and see what I can do down the road. It definitely raised my expectations."

Bennett has been involved with USA Basketball as a player and a coach. Tobey understands now why his coach speaks so highly of the organization.

"It was awesome," Tobey said. "They do a great job, and being able to represent your country has always been a dream of mine, and it was definitely an honor."

Neither Tobey nor Bennett had much time to savor the championship. About 48 hours after receiving their gold medals in Prague, they were back at JPJ, where the Wahoos had been training since mid-June. Small wonder, then, that Tobey is looking forward to some down time at home.

"This has definitely been the busiest year ever for me, and I think for a lot of the other guys, too," he said. "Everybody's kind of tired. It'll be good just going home, being able to recharge the batteries, and then come back strong for the fall and get ready for the season."

A graduate of Blair Academy in New Jersey, Tobey averaged 5.8 points and 2.9 rebounds (in 13.9 minutes per game) as a UVa freshman, shooting 53 percent from the floor and 79.4 percent from the line.

He closed the season with 15 points, six rebounds and three blocked shots in 22 minutes in a loss to Iowa in the NIT quarterfinals.

Tobey played at about 240 pounds in 2012-13. He entered the offseason knowing he needed to add strength and weight, and his experience with USA Basketball only underscored that.

"That was definitely the one thing that stood out to me a lot, just because those guys like Stokes and Okafor, obviously they outweigh me," Tobey said. "As I keep working and gain that weight and strength, I feel like that'll allow me to do things that I have in my repertoire a lot easier and more efficient."

Tobey dropped a few pounds in Prague, but he was up to 247 when Mike Curtis, UVa's strength and conditioning coach for basketball, weighed him last week. He had only about three weeks with Curtis after returning from the Czech Republic, but it "was definitely productive," Tobey said. "Coach Curtis says I was able to lift more weights than I could before when I left, which is good. So that means I caught up with everything I missed, and I got better."

In a frontcourt that includes 6-8 senior Akil Mitchell, who was third-team All-ACC in 2012-13, 6-8 junior Darion Atkins and 6-8 sophomore Anthony Gill, who sat out last season after transferring to UVa from South Carolina, Tobey isn't guaranteed a starting job this season. But he figures prominently in the Cavaliers' plans.

"I think there's big steps to be taken from your freshman to your sophomore year," Bennett said, "and your sophomore to your junior year. I think those are the big steps you take as a player. That last year is maybe not quite as big of jump, it's more fine-tuning, but I think those two years in between, you see the big jumps. So I'm expecting that from Mike."

As Tobey gets bigger and stronger, Bennett said, "he'll get better and better."

Expect to see other changes in Tobey. At a team meeting at JPJ shortly after they returned from Prague, Bennett said, Tobey didn't hesitate to speak up about the Cavaliers' potential.

"Maybe he wouldn't have done that before," Bennett said.

Tobey was only 17 when he enrolled at UVa in 2012, and he admits he didn't feel comfortable speaking up last season.

"I definitely feel more mature in that sense," he said. "As a freshman, in my opinion, I felt like I had to stay back and pick and choose what I had to say. Last year we had a leader in Jontel [Evans]. We have Joe [Harris] and Akil this year, but hopefully I'll be able to be a bigger part of this team."

"I want to assert myself, maybe not as a leader, but more as a voice, and help the team any way I can."

Tobey roomed in Prague with Stokes, and they'll see each other again this season. UVa defeated Tennessee in Charlottesville last season, and the rematch is in Knoxville.

Head coach Billy Donovan's assistants were Bennett and VCU coach Shaka Smart, and Tobey will see Smart again soon, too. The `Hoos will host the Rams in an early-season game at JPJ.

"That'll be fun," Tobey said. "He's a really nice guy. Great coach. I got to know him a little bit while we were over there, so I'll be excited to play him."

Tobey had a cheering section in Prague for several games: his father and an aunt. The Tobeyes have roots in Slovakia, not far from the Czech Republic, and that made the visit to Prague more special for the family members.

"There's so much history there," Tobey said.

Tobey plans to bring his gold medal, which he sent home with his father, back to Charlottesville with him late next month. His fellow students aren't likely to catch him wearing the medal around Grounds, but Tobey won't hesitate to show off the USA Basketball gear he received as a team member.

"I'll be rocking that during the school year," Tobey said, smiling.