

VIRGINIA

2012-13 CAVALIER TRACK & FIELD / CROSS COUNTRY FACT BOOK

TRACK & FIELD/CROSS COUNTRY INFORMATION

| | |
|--|---------------------------|
| Director of Track and Field/Cross Country | Bryan Fetzer |
| Email for Fetzer | fetzer@virginia.edu |
| Fetzer's Telephone..... | (434) 982-5760 |
| Head Women's Cross Country Coach/Assistant TF Coach..... | Todd Morgan |
| Email for Morgan | toddmorgan@virginia.edu |
| Morgan's Telephone..... | (434) 982-5760 |
| Head Men's Cross Country Coach/Assistant TF Coach..... | Pete Watson |
| Email for Watson | petewatson@virginia.edu |
| Watson's Telephone | (434) 982-5760 |
| Assistant Coach | Mario Wilson |
| Email for Wilson..... | mariowilson@virginia.edu |
| Wilson's Telephone | (434) 982-5647 |
| Assistant Coach | Martin Maric |
| Email for Maric | martinmaric@virginia.edu |
| Maric's Telephone | (434) 982-5302 |
| Office Location..... | McCue Center |
| Conference..... | Atlantic Coast Conference |
| Home Facility for Cross Country..... | Panorama Farms |
| Home Facility for Track & Field..... | Lannigan Field |

A QUICK LOOK AT VIRGINIA

| | |
|-------------------------------|--------------------------------|
| Location | Charlottesville, Va., 22904 |
| Founded | by Thomas Jefferson, 1819 |
| Enrollment | 20,399 (13,140 undergraduates) |
| President | Teresa A. Sullivan |
| Nicknames..... | Cavaliers, Wahoos, 'Hoos |
| Colors | Orange and Blue |
| Athletics Director | Craig Littlepage |
| Athletics Website..... | www.VirginiaSports.com |
| Track/XC Mailing Address..... | P.O. Box 400841, UVa |
| | Charlottesville, VA 22904-4848 |
| Overnight Address | 300 Massie Road |
| | Charlottesville, VA 22903-0785 |

TABLE OF CONTENTS

| | |
|--|-------|
| Director of Track and Field/Cross Country Bryan Fetzer | 2 |
| Assistant Coaches | 3-5 |
| 2012-13 Cavaliers | 6-7 |
| Panorama Farms History | 8 |
| NCAA Cross Country Results | 9-10 |
| ACC Cross Country Results | 11-13 |
| Virginia's All-Americans | 14 |
| NCAA Indoor Championship Results..... | 15 |
| NCAA Outdoor Championship Results..... | 16-17 |
| ACC Champions and Award Winners | 18 |
| All-ACC Honorees..... | 19 |
| Women's Championship Results | 20-21 |
| Men's Championship Results | 22-25 |
| Women's Indoor Top-10 Lists | 26-27 |
| Men's Indoor Top-10 Lists..... | 27-28 |
| Women's Outdoor Top-10 Lists..... | 29-30 |
| Men's Outdoor Top-10 Lists..... | 31-32 |
| Freshman Indoor Records..... | 33-34 |
| Freshman Outdoor Records..... | 35-36 |
| Outdoor Relay Top-10 Lists | 37 |
| Lannigan Field Records..... | 38 |
| ACC 50th Anniversary Teams | 39 |
| University of Virginia Administration | 40-41 |

MEDIA RELATIONS

| | |
|-----------------------------------|---|
| Director: | Jim Daves |
| Assistant Director:..... | Track & Field/Cross Country Contact: Steve Kirkland |
| Office Phone: | (434) 982-5535 |
| Cell Phone : | (434) 825-5241 |
| E-Mail Address: | skirkland@virginia.edu |
| Main Office Phone: | (434) 982-5500 |
| Office Fax: | (434) 982-5525 |
| Media Relations Mailing: | P.O. Box 400853, Charlottesville, VA 22904-4853 |
| Overnight Package Delivery: | 295 Massie Road, Charlottesville, VA 22903 |

ABOUT THE FACT BOOK

Virginia will not produce a men's and women's track and field and cross country media guide for the 2012-13 season. Please use this file for historical reference information on Cavalier men's and women's track and field and cross country. An updated PDF version of this file will be posted on the track and field and cross country pages at VirginiaSports.com.

Information that previously appeared in the printed media guide will also be available on the track and field and cross country pages at VirginiaSports.com in HTML format. Please bookmark that page in your browser for quick reference. Complete bios on Cavalier coaches and student-athletes are available at VirginiaSports.com. Access player bios by clicking on the player's name on the roster page.

The 2012-13 Virginia Track & Field / Cross Country fact book was published by the Virginia Athletics Media Relations Department. The fact book was written and edited by Tom Fenstermaker, with editorial assistance from Amanda McClure. A special thanks to Reuben Jones for his assistance in researching and compiling historical information and to Clare Bennett, Tommy Dively, Matt Downs and Cat Snider for their additional editorial assistance.

Corrections or additions to the media guide are welcome and should be directed, via email, to Steve Kirkland at skirkland@virginia.edu.

BRYAN FETZER



Bryan Fetzer was hired as Virginia's director of track and field/cross country in December 2011 after two years at Harvard as an assistant coach and recruiting coordinator.

Fetzer's impact on the Cavalier program was felt immediately as the women's outdoor track and field team finished second at the 2012 ACC Championships, their highest finish since 1995. Later that season, the program sent 11 student-athletes to the NCAA Outdoor Championships; the second most in school history and the highest amount

since 1983. The men's cross country team won the 2012 NCAA Southeast Regional Championship and finished 14th at the national meet.

Since he took over the helm of the Virginia program, the Cavaliers have produced 17 All-Americans, including five first-team honorees, 11 ACC Champions and broken 13 school records. To cap the 2012 ACC outdoor meet, Fetzer guided the men's 4x400 relay to their first ACC title since 1982.

Fetzer, who has had stops in the SEC and the Pac 12, helped the Crimson bring in the No. 5 men's track and field recruiting class in 2011 according to Track and Field News. At Harvard, Fetzer coached the sprinters, the vertical jumpers and the multi-event athletes.

Prior to his time at Harvard, Fetzer spent three years as an assistant coach at Mississippi State, and helped guide the Bulldog's men's program to back-to-back 17th-place finishes at the NCAA Outdoor Championships. Under his tutelage, Bulldog student-athletes earned seven All-America honors and Marrison Harris won the 2008 SEC title and a bronze medal at



DIRECTOR OF TRACK AND FIELD/CROSS COUNTRY 2ND SEASON

the NACAC U23 Championships in the heptathlon.

Before his time in Starkville, Miss., Fetzer spent three years as an assistant at California and helped the Golden Bear women earn their highest NCAA finishes in 2007, an eighth-place showing at the outdoor meet and 15th during the indoor season. His athletes broke 11 school records in the sprints and hurdles.

In 2003-04 Fetzer served as an assistant women's cross country and track and field coach at Ball State and in one year, guided three athletes to Mid-American Conference crowns and five qualified for the NCAA Championships.

From 1999-2003, Fetzer was the first director of track and field/cross country at Gardner-Webb and led the Runnin' Bulldogs transition from Division II to Division I. Fetzer coached six NCAA national champions along with 12 All-Americans, including the 2000 IAAF world leader in the 55m, Julia O'Neal. The Runnin' Bulldogs' women's team produced a pair of top-five finishes at the NCAA National Championships in their only year at Division II and finished as the Atlantic Sun Conference runner-up in the school's first year in Division I.

Fetzer began his career at Ranger College in Ranger, Texas as a track and field and football coach. During his tenure, the women's program became a national junior college power, placing second during the 1999 indoor and outdoor seasons and finishing no lower than 11th at the NJCAA Championships in his four years. Ranger student-athletes captured eight NJCAA National Championships and secured 65 All-America citations.

In addition to his work with collegiate athletes, Fetzer has consulted and worked on speed/power development and strength training with several professional athletes in the NFL, MLB, Arena Football League, WNBA and WUSA. Fetzer has also served on several national staffs for various countries for the World Junior Championships, the Commonwealth Games, the NACAC Under-23 Championships and the World University Games. He also served as the secretary for the US Women's Coaches Association from 1999-2005.

Fetzer earned a bachelor's degree in physical education from Canisius College, where he was a four-year letterman and senior captain for the football team. He holds a master's degree in physical education from Tarleton State University in Stephenville, Texas

FETZER AT A GLANCE

Coaching Career

2011-Present • University of Virginia Director of TF/CC

2010-11 • Harvard University Assistant Coach

2007-10 • Mississippi State University Assistant Coach

2004-07 • University of California-Berkeley Assistant Coach

2003-04 • Ball State University Assistant Coach

1999-03 • Gardner-Webb University Director of TF/CC

1996-99 • Ranger College (Texas) Women's Head Coach/Men's Assistant coach

Coaching Career

B.S. in physical education from Canisius (1996)

M.A. in physical education from Tarleton State University (1999)

TODD MORGAN

2ND SEASON • WOMEN'S DISTANCE



Todd Morgan is in his second season as assistant track and field coach and head women's cross country coach after joining the program in January 2012. Morgan had spent the previous three cross country seasons as the primary cross country coach and four-and-a-half years as an assistant track and field coach at Florida.

In his first track and field season at UVa, Morgan coached Morgane Gay to a fifth-place finish at the 2012 NCAA Indoor Championships and four All-Americans at the national outdoor meet, including Gay (1,500m), Chelsea Ley (5,000m), Kathleen Stevens (5,000m) and Catherine White (10,000m). During Morgan's first cross country season with Virginia, White earned All-America honors with a 33rd-place finish at NCAAs, while White and Barbara Strehler each earned All-Southeast Region honors.

Morgan's women's distance crew helped the Cavaliers earn a second-place finish at the ACC Outdoor Championships, their highest finish since 1995. White was the ACC Champion in the 10k and third in the 5,000m, while Gay placed second in both the 1,500m and the 5,000m.

Morgan directed the Florida women's cross country team to back-to-back SEC Championships in 2009 and 2010 and mentored Charlotte Browning to the indoor 1-mile run and outdoor 1,500-meter NCAA individual titles in 2010.

During the 2011 cross country season, Morgan led the Gator men to a runner-up position at the SEC Championships, their highest SEC finish since 2007, and the women to their eighth straight top-five SEC finish, placing third. The men went on to finish second at the NCAA South Regional Championships, automatically qualifying them for the NCAA Championships.

At the 2011 NCAA Championships, Dumisane Hlaselo finished fourth in the men's indoor 1-mile and fifth in the 1,500m, while Genevieve LaCaze placed fifth in the women's 3,000m steeplechase to earn First-Team All-American honors. Cory McGee (women's 1,500m) claimed second team honors. The men claimed their second straight NCAA Indoor title and finished the outdoor meet third overall, just two points behind NCAA Champion Texas A&M.

Morgan was named the 2010 South Region Indoor Women's Assistant Coach of the Year for his work with Browning, who in addition to her two NCAA titles, won three SEC championships, including the indoor 1-mile, indoor 3,000m and outdoor 1,500m.

He guided the Gator women's cross country team to one of their best years in program history in 2009, when it won its fourth SEC Championship and placed seventh at the NCAA Championships, its best national cross country finish ever. Rebecca Lowe won the SEC and NCAA South Region titles and earned SEC Female Athlete of the Year and South Region Female Athlete of the Year honors, while Morgan was named the SEC Women's Coach of the Year as well as the South Region Women's Coach of the Year.

Before his time in Gainesville, Fla., Morgan was an assistant track and field coach at South Florida, where he coached four NCAA All-Region cross country performers and one, Christa Benton, qualified for the NCAA Championships.

Prior to USF, Morgan coached at Virginia Commonwealth from 2001-04. After serving as interim head coach in 2001-02, he mentored the sprints and jumps athletes, that included Tanika Brown, who won the 2003 NCAA East Regional, ECAC and CAA high jump championship and was named the CAA's Freshman of the Year.

Morgan began his coaching career at his alma mater, North Carolina, in 2000, working with primarily the cross country teams, sprinters and jumpers.

Morgan earned a bachelor's degree in political science and communication from North Carolina in 1999. He served as the Tar Heels' cross country captain in 1997 and 1998 and competed professionally for Nike Athletics America for one year.

PETE WATSON

2ND SEASON • MEN'S DISTANCE



Pete Watson is in his second season as assistant track and field coach and head men's cross country coach after joining the Cavaliers' staff in January 2012. Watson had previously been the head cross country and assistant head track and field coach at North Carolina since 2009.

Watson guided the men's cross country team to its first NCAA Southeast Regional Championship in 2012, with all five members of scoring team earning All-Southeast Region honors, including Zach Gates, Kyle King, Thomas Porter, Mark Amirault and Drew Paisley. The men, who finished second at the Atlantic Coast Conference Championships, went on to finish 14th at the NCAA Championships, with Gates earning All-America honors for a 22nd-place finish.

In his first track and field year with Virginia (2011-12), Watson tutored Sean Keveren to All-America honors in the 10,000 meters at the 2012 NCAA Outdoor Championships and All-ACC accolades in the 5,000m and 10,000m. Watson coached King to a second-place finish in the 5,000 meters at the USATF Junior National Championships. King then on to represent the United States at the 2012 IAAF World Junior Championships in Barcelona, Spain, where he placed 13th in the 5,000m.

Watson, who brought in the No. 1 men's cross country recruiting class in 2010 according to FloTrack.com, guided Kendra Schaaf to the 2011 ACC women's individual title and her second consecutive All-America honor. He mentored the Tar Heels to back-to-back third-place finishes at the ACC Men's Cross Country Championships. Furthermore, both the men and women were honored as 2010 United States Track and Field and Cross Country Coaches Association All-Academic Teams.

In addition to his cross country exploits, Watson coached Ashley Verplank to All-America Second Team honors in the 1,500-meter run during the 2011 indoor season and Schaaf to a Second-Team All-America nod in the 2011 outdoor 5,000-meter run. In three years, he guided 14 Tar Heels to the NCAA East Preliminary Round and four to the NCAA Outdoor Championships.

Watson's athletes were also successful at the international level with Jake Hurysz winning gold in the 5,000m and Isaac Presson claiming silver in the 1,500m for Team USA at the 2011 Pan American Junior Championships.

Before his time in Chapel Hill, N.C., Watson was the head cross country and assistant track and field coach at Auburn from 2005-08. He led the Tigers to a school-best fifth-place finish at the 2008 NCAA Men's Cross Country Championships and helped guide Auburn to the 2006 NCAA Women's Outdoor Track and Field crown.

Watson led five Tigers to All-America honors in cross country, including four in 2008. Angela Homan placed 30th in 2005 as Watson's first All-American.

At the NCAA Championships under Watson's tutelage, Homan placed fifth in the outdoor 10,000m and ninth in the indoor 5,000m in 2006 and Holly Knight placed eighth in outdoor 5,000m in 2008.

In addition, Girma Mecheso won the 2008 SEC Cross Country title, while Felix Kibioywo captured the 2007 and 2008 NCAA South Region crowns, the 2008 SEC 1,500m title and qualified for the finals of the 5,000m at the NCAA Outdoor Championships.

Watson graduated from West Virginia in 2001 and was a volunteer coach there. The London, Ontario native was a member of the 2000 and 2001 Canadian National Track and Field Team, winning bronze in the 5,000m at the 2001 Canadian Track and Field Championships.

MARIO WILSON

1ST SEASON • JUMPS/JAV/DECATH



Mario Wilson, who has been a part of 23 conference champion teams in 14 years of NCAA Division I coaching experience, joined the Cavaliers in July of 2012. Wilson coaches the horizontal jumps, men's high jump, javelin and the decathlon for the Cavaliers.

Wilson was the 2010 United States Track and Field and Cross Country Coaches Association (USTFCCCA) Southeast Region Assistant Coach of the Year and has been part of two Mid-Atlantic Region Coaching Staff's of the Year and seven conference coaching staff's of the year.

Wilson spent the last four years as an assistant at Clemson, where he mentored Miller Moss to the 2011 NCAA indoor title in the heptathlon as well as 13 additional All-Americans. Moss went on to earn a bronze medal at the 2011 USATF Championships.

Wilson helped guide the Tigers to six Atlantic Coast Championships, including 10 individual conference champions, and to a fourth-place finish at the 2012 NCAA Outdoor Championships.

Prior to Clemson, Wilson was an assistant at New Mexico from 2007-09, where he tutored four All-Americans and nine NCAA participants, including Katie Coronado, who was the national runner-up in the javelin in 2008. He helped lead Bucknell to 10 Patriot League cross country and track and field team championships from 2002 to 2007. At Bucknell, he coached an NCAA finalist in the women's pole vault, 11 NCAA East Regional qualifiers and 25 individual Patriot League champions.

Wilson graduated from Marist in 1998 with a degree in psychology. He earned a master's degree in education in 2004 from St. Francis (PA), where he began his collegiate coaching career. From 1998-2002, St. Francis won seven Northeast Conference team titles and Wilson coached 32 school record holders.

Wilson competed in track and field and was a standout football player at Marist, where he was a four-year starter and was named the 1998 Marist College Sportsman of the Year.

MARTIN MARIC

1ST SEASON • THROWS



Two-time Olympian Martin Maric was named assistant track and field coach in September 2012. Maric will work primarily as the Cavaliers' throws coach.

Maric competed in the discus at the 2008 Olympics in Beijing and the 2012 Games in London for his home country of Croatia. He finished 29th in 2008 before placing 17th this past summer. He was named Croatian Athlete of the Year for his efforts in London.

He also represented Croatia at the 2011 World Championships in Dageu, South Korea, and at the 2007 and 2009 World University Games.

At the University of California, Maric was the NCAA Champion in the

discus in 2009, as well as an All-American in the discus in 2008 and the javelin in 2007.

Maric spent the springs of 2010 and 2011 as a volunteer assistant coach at the University of Florida and served as an assistant coach at the ASK Split Athletic Club in his native Split, Croatia.

Maric graduated from California with a bachelor's degree in political economy of industrial societies in 2009.

KERRY KELLY

1ST SEASON • SPRINTS/MULTI'S



Kerry Kelly joined the Virginia track and field program as a volunteer assistant coach in Fall 2012 and works primarily with the sprint and combined event groups.

Kelly, who has been a personal trainer since 2006, worked with the University of Richmond strength and conditioning department as a volunteer assistant from 2008-10.

Kelly was a sprinter, jumper and hurdler for the Spider track and field program and graduated in 2010 with a bachelor's degree in sociology and Latin American and Iberian Studies. She is currently pursuing a master's degree at the University of Virginia in exercise physiology.

RAVI SMITH

3RD SEASON • SPRINTS/HURDLES



Ravi Smith is in his third season as a volunteer assistant coach with the Virginia track and field team after joining the program in September of 2010. Smith primarily works with the sprinters, hurdlers and relays, including the men's 4x400m relay that won gold at the 2012 ACC Championships at Lannigan Field.

Smith had previously been the head track and cross country coach at Southfield-Lathrup High School from 2003-2010. Smith guided the Southfield-Lathrup girls track team to two regional championships, two county Championships, a league championship and three top-five finishes at the Michigan State Championships. He guided five athletes to individual state championships and 16 to All-State honors.

Smith is currently a dual-degree student at the University of Virginia School of Law and Darden School of Business. Smith earned a bachelor's degree in mechanical engineering, a secondary teaching certification in math and physics, and a master's degree in education from the University of Michigan in 2001, 2002, and 2008 respectively. Smith competed with the University of Michigan track team from 1996 to 2001.

VIRGINIA TRACK AND FIELD COACHING STAFF

Bryan Fetzer

Director of Track and Field/Cross Country

- Second season at Virginia
- International Coach at World Junior Championships, the Commonwealth Games, the NACAC U23 Championships and the World University Games
- 5 NCAA Individual National Champions
- 38 NCAA All-Americans
- 14 USTFCCA All-Academic Selections
- 11 ACC Champions
- 1 CoSIDA Academic All-American
- 8 NJCA Individual National Champions
- 65 NJCA All-Americans

Martin Maric

Assistant Coach - Throws

- First Season at Virginia
- 2x Olympian for Croatia (2008 - Beijing, 2012 - London)
- NCAA Champion in discus at Cal
- Finished 17th at London Games in discus
- Placed 29th at Beijing Games in discus
- Represented Croatia at 2011 World Championships in Daegu, South Korea and at 2007 and 2009 World University Games
- Three-time All-American (2x - discus, 1x - javelin)

Todd Morgan

Assistant Coach - Women's Distance

- Second season at Virginia
- 2-time SEC Cross Country Coach of the Year
- 2-time South Region Cross Country Coach of the Year
- 2 NCAA Team National Championships as assistant coach
- 6 SEC Team Championships
- 8 NCAA Team Podium Finishes
- 2 NCAA Individual National Champions
- 3 SEC Athletes of the Year
- 3 SEC Freshmen of the Year
- 9 SEC Individual Champions
- 2 ACC Individual Champions
- 26 NCAA All-Americans

Mario Wilson

Assistant Coach - Jumps/Jav/Decathlon

- First season at Virginia
- 2010 Southeast Region Women's Indoor Assistant Coach of the Year
- 1 USATF Championship Medalist
- 1 NCAA Individual Champion
- 2 NCAA Individual Runners-Up
- 18 NCAA All-Americans
- 23 Conference Team Championships (6 ACC, 10 Patriot, 7 NEC)
- 10 ACC Individual Champions
- 1 CoSIDA Academic All-American

Pete Watson

Assistant Coach - Men's Distance

- Second season at Virginia
- 1 NCAA Southeast Regional Championship with Virginia
- 1 NCAA Team National Championship as assistant coach
- 3 NCAA Team Podium Finishes
- 1 Southeast Region Champion
- 6 Conference Champions
- 16 NCAA All-Americans
- 18 All-Conference Performers
- 37 NCAA Qualifiers

2012-13 VIRGINIA WOMEN

| Name | Position | XC | Hometown (High School)(Previous School) |
|-------------------|-------------------------------|-----------|---|
| Audrey Batzel | Cross Country/Distance | FR | Virginia Beach, Va. (Ocean Lakes) |
| Pearl Bickersteth | High Jump | SR | Dumfries, Va. (Potomac) |
| Brittany Bostwick | Multi's | JR | Christiansburg, Va. (Christiansburg) |
| Jessica Caldwell | Multi's/TJ | FR | Owings Mills, Md. (McDonogh) |
| Peyton Chaney | Sprints | FR | Belleville, Ill. (Nerinx Hall (Mo.)) |
| Logan Clements | Throws | JR | Swarthmore, Pa. (Strath Haven) |
| Moira Cronin | High Jump | SO | Andover, Mass. (Andover) |
| Sarah DeVita | Multi's | SO | Ridgewood, N.J. (Ridgewood) |
| Vanessa Fabrizio | Cross Country/Middle Distance | SO | Denver, Colo. (Mullen) |
| Anna Finger | Multi's/Jumps | JR | Berlin, Germany (Charite Universitatsmedizin) |
| Vicky Fouhy | Cross Country/Middle Distance | SR | Buckinghamshire, England (Birmingham) |
| Colette Gnade | Cross Country/Middle Distance | JR | Waukee, Iowa (Waukee) |
| Ariel Karabinus | Cross Country/Distance | JR | Manassas, VA (Osborn Park) |
| Abbey Karin | Javelin | JR | Byfield, Mass. (LSU) |
| Emily Kianka | High Jump | JR | Pennington, NJ (Hopewell Valley) |
| Natalia Kuhn | Cross Country/Middle Distance | JR | Virginia Beach, Va. (Ocean Lakes) |
| Chelsea Larson | Jumps | SO | Yorba Linda, Calif. (Lutheran) |
| Jordan Lavender | Sprints | SO | Nashville, Tenn. (University School of Nashville) |
| Chelsea Ley | Cross Country/Distance | SO | Woolwich Township, N.J. (Kingsway Regional) |
| Abbie McKinney | Multi's | SO | Nashville, Tenn. (Franklin Road Academy) |
| Edy Ndem | Jumps | JR | Roanoke, Va. (Cave Springs) |
| Dena O'Brien | Cross Country/Middle Distance | JR | Pelham, Ala. (College of Charleston) |
| Dallas Rose | Jumps | SR | Pearland, Texas (Pearland) |
| Kathleen Stevens | Cross Country/Distance | SO | Blacksburg, Va. (Blacksburg) |
| Britni Strates | Jumps | SO | Orlando, Fla. (Edgewater) |
| Barbara Strehler | Cross Country/Distance | JR | Richmond, Va. (Trinity Episcopal) |
| Katherine Walker | Cross Country/Distance | JR | Stafford, Va. (Brooke Point) |
| Catherine White | Cross Country/Distance | GS | Roanoke, Va. (Northside) |
| Danielle Williams | Sprints | SR | Alexandria, Va. (St. Stephen's/St. Agnes) |

2012-13 VIRGINIA MEN

| Name | Position | Year | Hometown (High School/Previous School) |
|---------------------|-------------------------------|-------------|---|
| Mark Amirault | Cross Country/Distance | GS | Walpole, Mass. (Princeton) |
| Matthew Armentrout | Pole Vault | SR | Glen Allen, Va. (Deep Run) |
| Devin Brewer | Hurdles | SO | Dumfries, Va. (Potomac) |
| Ozzie Bryan | Sprints | JR | Philadelphia, Pa. (West Catholic) |
| Brandon Burton | Hurdles | JR | Newport News, Va. (Hampton) |
| Scott Clarke | Sprints | FR | Devonshire, Bermuda (Saltus Grammer School) |
| Adam Cummings | Sprints/Long Jump | FR | Kingston, Jamaica (Wholmers School for Boys) |
| Tommy DeVita | High Jump | JR | Ridgewood, N.J. (Ridgewood) |
| Chris Foley | Cross Country/Distance | JR | Chantilly, Va. (Chantilly) |
| James Fuson | Throws | JR | Glen Allen, Va. (Deep Run) |
| Zach Gates | Cross Country/Distance | GS | Fishers, Ind. (William and Mary) |
| Taylor Gilland | Cross Country/Middle Distance | JR | Chapel Hill, N.C. (Chapel Hill) |
| Payton Hazzard | Sprints | SO | Huntington, N.Y. (St. Anthony's) |
| Sean Keveren | Cross Country/Distance | SR | Brentwood, Tenn. (Brentwood) |
| Kyle King | Cross Country/Distance | SO | Yorktown (Grafton) |
| Anthony Kostelac | Cross Country/Middle Distance | JR | Charlottesville, Va. (Albemarle) |
| Christian Lavorgna | Multi's | SO | Jefferson, N.J. (Pope John XXIII) |
| Bryan Lewis | Cross Country/Distance | JR | Roanoke, Va. (Hidden Valley) |
| Tom Marcucci | Throws | SR | New Cumberland, Pa. (Cedar Cliff) |
| Mike Marsella | Cross Country/Middle Distance | FR | Hope Valley, R.I. (Chariho) |
| Colin Mearns | Cross Country/Distance | SO | Williamsburg, Va. (Jamestown) |
| Drew Paisley | Cross Country/Distance | SO | Virginia Beach, Va. (Ocean Lakes) |
| John Michael Pirtle | Multi's | FR | New Market, Va. (Stonewall Jackson) |
| Thomas Porter | Cross Country/Distance | JR | Fredericksburg, Va. (Mountain View) |
| Connor Rog | Cross Country/Distance | FR | Fairfield, Conn. (Fairfield Prep) |
| Ryan Satchell | Jumps | SO | Central Islip, N.Y. (Central Islip) |
| Ed Schrom | Cross Country/Distance | SO | Harrisburg, Pa. (Central Dauphin) |
| Aaron Shepperd | Hurdles | JR | Washington, D.C. (Gonzaga) |
| Afolabi Shokunbi | Cross Country/Middle Distance | SO | Washington, D.C. (Good Counsel) |
| Cody Snyder | Cross Country/Distance | SO | Mechanicsville, Va. (Lee-Davis) |
| Jack St. Marie | Cross Country/Distance | SO | Westlake, Ohio (Westlake) |
| Clark Thornhill | Jumps | SO | Richmond, Va. (Douglass Freeman) |
| Philip Todd | Cross Country/Distance | SO | Dallas, Texas (Highland Park) |
| Adam Visokay | Cross Country/Distance | FR | Ruckersville, Va. (Albemarle) |

PANORAMA FARMS

Panorama Farms History

In 2001, the Cavaliers opened a new course, Panorama Farms, thanks to the generosity of a local landowner, Steve Murray.

Women's Meet History

Virginia Panorama Farms Invitational

Year - Team Champion, UVa Finish, Individual Champion

- 2009 - Villanova (17), 2nd (42), Shelia Reid (Villanova, 20:13.43)
- 2010 - Texas Tech (20), 2nd (55), Rose Tanui (Texas Tech, 20:21.87)
- 2011 - Virginia (27), 1st (27), Ashley Schnell (UNC-Greensboro, 21:03.42)
- 2012 - Wisconsin (35), 3rd (57), Cally Macumber (Kentucky, 17:29.2)

Virginia Panorama Farms Open (formerly Cavalier Open)

Year - Team Champion, UVa Finish, Individual Champion

- 2001 - Virginia (35), 1st (35), Sheela Agrawal (Unattached, 21:18.7)
- 2002 - Georgetown (21), 2nd (36),
- 2003 - Duke (39), 2nd (40), Mary Harrelso (Unattached, 21:23.00)
- 2004 - Individuals Only, X,
- 2005 - William and Mary (15), DNR, Dawn Cromer (Unattached, 17:46.27)
- 2006 - Individuals Only, X, Kayley Byrne (W&M, 18:37.30)
- 2007 - Individuals Only, X, Dawn Cromer (Unattached, 18:05.6)
- 2008 - Individuals Only, X, Kelly McElroy (William & Mary, 18:46.93)
- 2009 - Individuals Only, X, Jessica Propst (Unattached, 18:18.24)
- 2010 - Individuals Only, X, Kathleen Stevens (Unattached, 18:26.28)
- 2011 - Individuals Only, X, Julia Webb (Unattached, 17:54.32)

Lou Onesty (discontinued meet)

Year - Team Champion, UVa Finish, Individual Champion

- 2001 - William & Mary (31), 2nd (37), Sharon O'Connor (Virginia, 18:45.6)
- 2002 - Duke (29), 3rd (52), Caroline Bierbaum (Duke, 16:59)
- 2003 - Duke, 4th, Ali Henderson (W&M, 17:38.30)
- 2004 - Virginia (33), 1st (33), Jessica Fanning (VT, 18:06.10)
- 2005 - Virginia (40), 1st (40), Emily Harrison (Virginia, 17:44.23)
- 2006 - Virginia (29), 1st (29), Michelle Sikes (Wake Forest, 17:20.40)
- 2007 - Virginia (30), 1st (30), Emily Harrison (Virginia, 17:16.50)
- 2008 - Virginia (18), 1st (18), Laurretta Dezubay (Virginia, 17:55.01)
- 2009 - Virginia (19), 1st (19), Laurretta Dezubay (Virginia, 17:42.50)
- 2010 - Virginia (15), 1st (15), Stephanie Garcia (Virginia, 17:55.35)
- 2011 - Virginia (15), 1st (15), Anna Corrigan (Virginia, 18:04.50)

Panorama Farms Top-25 Times

Women's 5,000m College

- 16:59.00 Caroline Bierbaum, Duke, 9/14/2002
- 17:16.50 Emily Harrison, Virginia, 9/8/2007
- 17:20.40 Michelle Sikes, Wake Forest, 9/9/2006
- 17:29.2 Cally Macumber, Kentucky, 9/22/2012
- 17:32.00 Clara Horowitz, Duke, 9/14/2002
- 17:34.7 Catherine White, Virginia, 9/22/2012
- 17:37.4 Kelsey Santisteban, California, 9/22/2012
- 17:38.30 Ali Henderson, W&M, 9/13/2003
- 17:42.50 Laurretta Dezubay, Virginia, 9/19/2009
- 17:43.80 Emily Harrison, Virginia, 9/9/2006
- 17:43.8 Ashley Beutler, Wisconsin, 9/22/2012
- 17:44.23 Emily Harrison, Virginia, 9/19/2005
- 17:46.27 Dawn Cromer, Unattached, 11/5/2005
- 17:48.00 Maria-Elena Calle, Unattached, 9/9/2006
- 17:48.00 Ali Henderson, W&M, 9/14/2002
- 17:49.1 Gabi Anzalone, Wisconsin, 9/22/2012
- 17:49.80 Katie Read, Virginia, 9/9/2006
- 17:53.6 Chelsea Oswald, Kentucky, 9/22/2012
- 17:54.32 Julia Webb, Unattached, 11/4/2011
- 17:55.01 Laurretta Dezubay, Virginia, 9/6/2008
- 17:55.35 Stephanie Garcia, Virginia, 9/22/2010
- 17:55.70 Caitlin Chrisman, Wake Forest, 9/9/2006
- 17:55.90 Dawn Cleary, Virginia, 9/14/2002
- 17:56.34 Brenna Burns, Davidson, 9/10/2005
- 17:57.00 Maura McMahan, W&M, 9/14/2002

Women's 6,000m College

- 20:13.43 Sheila Reid, Villanova, 10/16/2009
- 20:15.98 Nicole Shappert, Villanova, 10/16/2009
- 20:18.88 Amanda Marino, Villanova, 10/16/2009
- 20:19.96 Bogdana Mimic, Villanova, 10/16/2009
- 20:21.87 Tanui Rose, Texas Tech, 10/15/2010
- 20:23.5 Susan Kuijken, Florida State, 2007
- 20:26.05 Caroline Jepleting, Texas Tech, 10/15/2010
- 20:28.27 Catherine White, Virginia, 10/16/2009
- 20:36.6 Emily Harrison, Virginia, 2007
- 20:37.16 Morgane Gay, Virginia, 10/16/2009
- 20:40.87 Kaitlyn Tallman, Villanova, 10/16/2009
- 20:42.1 Julia Lucas, NC State, 2006
- 20:44.81 Anna Nosenko, Wake Forest, 10/15/2010
- 20:46.08 Sarah Bowman, Unattached, 10/16/2009
- 20:48.21 Winrose Karunde, Texas Tech, 10/15/2010
- 20:48.77 Caroline Karunde, Texas Tech, 10/15/2010
- 20:52.5 Brianna Feltnagle, North Carolina, 2007
- 20:52.65 Barbara Strehler, Virginia, 10/15/2010
- 20:53.50 Jackie Areson, Tennessee, 10/16/2009
- 20:57.1 Michelle Sikes, Wake Forest, 2006
- 20:57.15 Stephanie Garcia, Virginia, 10/15/2010
- 20:57.7 Tasmin Fanning, Virginia Tech, 2007
- 21:00.40 Ali Smith, Villanova, 10/16/2009
- 21:03.42 Ashley Schnell, UNCG, 10/14/2011
- 21:05.3 Emily Enstice, Unattached, 11/9/2002

Men's 8,000m College

- 23:16.19 Emil Heineking, Virginia, 10/16/2009
- 23:36.05 Paul Chelimo, UNCG, 10/14/2011
- 23:36.34 Mat Mildenhall, Villanova, 10/16/2009
- 23:43.63 Graham Tribble, Virginia, 10/16/2009
- 23:45.67 Ryan Collins, Virginia, 10/16/2009
- 23:47.48 Dan Busby, Syracuse, 10/16/2009
- 23:47.79 Emil Heineking, Virginia, 10/15/2010
- 23:48.21 Dan Lewis, Villanova, 10/16/2009
- 23:48.63 Jeff Scull, Syracuse, 10/16/2009
- 23:51.66 Bo Waggoner, Duke, 10/15/2010
- 23:52.5 Itay Magidi, Clemson, 10/28/2006
- 23:53.51 Tito Medrano, Syracuse, 10/16/2009
- 23:57.16 Trey Miller, Virginia, 10/16/2009
- 24:00.3 Andrew Lemoncello, Florida State 2006
- 24:01.0 Jan Foerster Virginia 2006
- 24:02.1 Chris Kollar NC State 2007
- 24:02.24 Brad Miller, Syracuse, 10/16/2009
- 24:03.25 Griff Graves, Syracuse, 10/16/2009
- 24:03.3 Wesley Smith, NC State, 2006
- 24:03.61 Ryan Collins, Virginia, 10/15/2010
- 24:04.7 Kemoy Campbell, Arkansas, 9/22, 2012
- 24:04.8 Emil Heineking, Virginia 2009
- 24:06.10 Bo Waggoner, Duke, 10/16/2009
- 24:06.90 Sintayehu Taye, Virginia, 10/16/2009
- 24:08.3 Andy Biladeau, Virginia 2007

Men's Meet History

Virginia Panorama Farms Invitational

Year - Team Champion, UVa Finish, Individual Champion

- 2009 - Virginia (30), 1st (30), Emil Heineking (Virginia, 23:16.19)
- 2010 - Duke (31), 2nd (40), Emil Heineking (Virginia, 23:47.79)
- 2011 - Virginia (39), 1st (39), Paul Chelimo (UNC-Greensboro, 23:36.05)
- 2012 - Oklahoma (40), 3rd (66), Kemoy Campbell (Arkansas, 24:07.7)

Virginia Panorama Farms Open (formerly Cavalier Open)

Year - Team Champion, UVa Finish, Individual Champion

- 2001 - William & Mary (26), 3rd (61), Terry Brennan (Unattached, 24:21.5)
- 2002 - William & Mary (24), 3rd (83), Felix Chrobog (Georgetown, 25:48)
- 2003 - Duke (15), DNR, Jona Reinhardt (Unattached, 25:51.00)
- 2004 - Individuals Only, X, Brad Yewer (Unattached, 25:04.07)
- 2005 - William & Mary (15), DNR, Jason Schoener (Unattached, 25:20.05)
- 2006 - Individuals Only, X, Tristan Colangelo (Unattached, 24:09.1)
- 2007 - Individuals Only, X, Kevin Tschirhart (Virginia, 24:41.7)
- 2008 - Individuals Only, X, Tom Burke (William & Mary, 24:52.30)
- 2009 - Individuals Only, X, Bobby Peavey (Unattached, 24:51.75)
- 2010 - Individuals Only, X, Brett Johnson (Virginia, 24:58.76)
- 2011 - Individuals Only, X, Everett Hackett (Unattached, 24:31.19)

Lou Onesty (discontinued meet)

Year - Team Champion, UVa Finish, Individual Champion

- 2001 - William & Mary (20), 2nd (46), Will Christian (Virginia, 25:26.1)
- 2002 - Duke (26), 3rd (77), Chris Williams (Duke, 24:28)
- 2003 - Duke (42), 3rd (52), Will Christian (Virginia, 24:28.90)
- 2004 - William & Mary (46), 3rd (62), Josh McDougal (Liberty, 24:41.70)
- 2005 - Virginia (28), 1st (28), David Kemboi (Norfolk State, 24:21.84)
- 2006 - Liberty (41), 2nd (88), Josh McDougal (Liberty, 24:14.50)
- 2007 - Duke (35), 2nd (55), Andy Biladeau (Virginia, 24:25.80)
- 2008 - Virginia (19), 1st (19), Trey Miller (Virginia, 24:53.80)
- 2009 - Virginia (28), 1st (28), Emil Heineking (Virginia, 24:04.80)
- 2010 - Norfolk State (38), 2nd (43), Josef Tessema (Norfolk State, 25:03.25)
- 2011 - Georgetown (20), 2nd (72), Josef Tessema (Norfolk State, 25:00.70)

WOMEN'S NATIONAL XC HISTORY

WOMEN'S NCAA FINISHES

| Year | Place | Points |
|-------------|------------------|------------|
| 1981 | Champions | 36* |
| 1982 | Champions | 48 |
| 1991 | 18th | 418 |
| 1993 | 17th | 380 |
| 2001 | 9th | 303 |
| 2002 | 20th | 510 |
| 2005 | 26th | 605 |
| 2006 | 14th | 383 |
| 2008 | 26th | 605 |
| 2009 | 15th | 391 |
| 2010 | 21st | 460 |
| 2011 | 20th | 466 |

* NCAA Championship Record

SOUTHEAST REGIONAL FINISHES

| Year | Place | Points |
|-------------|------------------|------------|
| 2003 | 8th | N/A |
| 2004 | 5th | 155 |
| 2005 | 3rd | 149 |
| 2006 | 4th | 109 |
| 2007 | 6th | 166 |
| 2008 | Champions | 105 |
| 2009 | 2nd | 113 |
| 2010 | Champions | 65 |
| 2011 | Champions | 113 |
| 2012 | 8th | 251 |

CROSS COUNTRY ALL-AMERICANS

| Year | Name |
|------|---|
| 1978 | Margaret Groos Janet MacColl Martha White |
| 1979 | Margaret Groos Aileen O'Conner |
| 1980 | Aileen O'Conner |
| 1981 | Jill Haworth Aileen O'Conner Marisa Schmitt Vivian Scruggs Lesley Welch Lisa Welch |
| 1982 | Jill Haworth Marisa Schmitt Dana Slater Lesley Welch |
| 1985 | Patti Matava |
| 1986 | Patti Matava |
| 1987 | Patti Matava |
| 1999 | Jennifer Owens |
| 2001 | Jennifer Owens |
| 2006 | Emily Harrison |
| 2006 | Kara Scanlin |
| 2007 | Emily Harrison |
| 2009 | Catherine White |
| 2011 | Morgane Gay |
| 2012 | Catherine White |

(prior to 1981 were AIAW honors)

INDIVIDUAL NCAA RESULTS

| | | | |
|-------------|-----|---------------------|----------------|
| 1981 | 3 | Aileen O'Connor | 16:27.7 |
| | 5 | Lesley Welch | 16:27.9 |
| | 8 | Lisa Welch | 16:38.2 |
| | 12 | Jill Haworth | 16:48.0 |
| | 19 | Marisa Schmitt | 17:03.5 |
| | 26 | Dana Slater | 17:07.6 |
| | 40 | Mary Wright | 17:24.1 |
| 1982 | 1 | Lesley Welch | 16:36.7 |
| | 4 | Jill Haworth | 17:12.0 |
| | 12 | Dana Slater | 17:23.3 |
| | 18 | Marisa Schmitt | 17:30.8 |
| | 29 | Martha White | 17:40.3 |
| | 43 | Mary Wright | 17:55.2 |
| 1985 | 26 | Patty Matava | 16:59.7 |
| 1986 | 16 | Patty Matava | 17:26.8 |
| 1987 | 18 | Patty Matava | 16:45.5 |
| 1989 | 109 | Claire Forbes | 18:20.3 |
| 1991 | 41 | Claire Forbes | 17:39 |
| | 101 | Beni Gras | 18:23 |
| | 122 | Sharon Servidio | 18:39 |
| | 141 | Marcia West | 18:56 |
| | 142 | Kendra Hickman | 18:56 |
| | 163 | Lara Drauglis | 19:33 |
| | 166 | Jen Koster | 19:37 |
| 1992 | 26 | Claire Forbes | 17:56.3 |
| 1993 | 56 | Lara Drauglis | 17:35.4 |
| | 78 | Sharon Serridio | 17:50.5 |
| | 87 | Anjanette Arabian | 17:55.7 |
| | 125 | Bernarda Gras | 18:18.7 |
| | 147 | Dana Keener | 18:44.5 |
| | 152 | Marianne Livingston | 18:48.4 |
| | 163 | Michelle Loschert | 18:59.4 |
| 1999 | 27 | Jennifer Owens | 17:20.8 |
| 2001 | 6 | Jennifer Owens | 20:43 |
| | 72 | Sarah Folse | 21:52 |
| | 92 | Dawn Cleary | 22:05 |
| | 96 | Meghan McGarvey | 22:07 |
| | 121 | Ellen Dwyer | 22:19 |
| | 176 | Meghan Schwartz | 22:51 |
| | 219 | Jolene Hampson | 23:20 |

2002

| | | |
|-----|-----------------|---------|
| 75 | Jane Maxwell | 21:02.6 |
| 102 | Ellen Dwyer | 21:18.6 |
| 152 | Meg McGarvey | 21:39.4 |
| 154 | Kara Scanlin | 21:41.3 |
| 166 | Dawn Cleary | 21:48.8 |
| 174 | Ashley Seaton | 21:52.0 |
| 203 | Sharon O'Connor | 22:09.6 |

2004

| | | |
|-----|----------------|---------|
| 109 | Emily Harrison | 22:02.1 |
|-----|----------------|---------|

2005

| | | |
|-----|------------------|---------|
| 38 | Emily Harrison | 20:31.1 |
| 67 | Kara Scanlin | 20:50.1 |
| 195 | Laura Hodges | 20:00.9 |
| 221 | Katie Read | 22:24.5 |
| 225 | Lauretta Dezubay | 22:29.2 |
| 250 | Jennifer Dolson | 23:34.8 |
| 253 | Janine Ricci | 23:54.6 |

2006

| | | |
|-----|------------------|---------|
| 20 | Emily Harrison | 21:13.8 |
| 25 | Kara Scanlin | 21:16.4 |
| 66 | Katie Read | 21:49.2 |
| 175 | Laura Hodges | 22:42.3 |
| 186 | Lauretta Dezubay | 22:51.2 |
| 227 | Janine Ricci | 23:36.8 |
| 230 | Sara Casscells | 23:44.9 |

2007

| | | |
|---|----------------|---------|
| 6 | Emily Harrison | 20:15.0 |
|---|----------------|---------|

2008

| | | |
|-----|-------------------|---------|
| 87 | Lauretta Dezubay | 21:07.2 |
| 108 | Morgane Gay | 21:16.0 |
| 133 | Stephanie Garcia | 21:25.3 |
| 197 | Samantha Stafford | 21:57.5 |
| 222 | Sara Casscells | 22:18.2 |
| 238 | Lyndsay Harper | 22:47.4 |
| 245 | Susan Brooks | 23:15.7 |

2009

| | | |
|-----|-------------------|---------|
| 4 | Catherine White | 19:59.5 |
| 44 | Stephanie Garcia | 20:47.6 |
| 92 | Lauretta Dezubay | 21:15.5 |
| 116 | Morgane Gay | 21:24.8 |
| 220 | Laurel MacMillan | 22:25.1 |
| 237 | Samantha Stafford | 22:51.8 |
| 250 | Jen Hovland | 23:32.2 |

2010

| | | |
|-----|------------------|---------|
| 84 | Stephanie Garcia | 21:13.8 |
| 86 | Barbara Strehler | 21:14.2 |
| 126 | Morgane Gay | 21:32.2 |
| 132 | Katherine Walker | 21:36.3 |
| 182 | Ariel Karabinus | 22:06.2 |
| 253 | Lyndsay Harper | DNF |

2011

| | | |
|-----|------------------|---------|
| 22 | Morgane Gay | 20:09.9 |
| 87 | Anna Corrigan | 20:55.0 |
| 106 | Chelsea Ley | 21:17.7 |
| 132 | Kathleen Stevens | 21:30.8 |
| 149 | Katherine Walker | 21:43.9 |
| 153 | Chelsea France | 21:46.9 |
| 179 | Barbara Strehler | 22:03.5 |

2012

| | | |
|----|-----------------|---------|
| 33 | Catherine White | 20:11.8 |
|----|-----------------|---------|

ALL-SOUTHEAST REGION

| | |
|------|---|
| 2001 | Sarah Folse (17th) Dana Coons (18th) |
| 2002 | Jennifer Owens (3rd) Sarah Folse (8th) Meghan McGarvey (17th) |
| 2003 | Jane Maxwell (14th) |
| 2004 | Emily Harrison (6th) |
| 2005 | Emily Harrison (5th) Kara Scanlin (7th) |
| 2006 | Emily Harrison (6th) Kara Scanlin (7th) Katie Read (14th) |
| 2007 | Emily Harrison (2nd) Stephanie Garcia (25th) |
| 2008 | Lauretta Dezubay (6th) Morgane Gay (7th) Stephanie Garcia (9th) |
| 2009 | Catherine White (1st) Morgane Gay (8th) Stephanie Garcia (18th) Lauretta Dezubay (25th) |
| 2010 | Morgane Gay (4th) Barbara Strehler (8th) Stephanie Garcia (10th) Katherine Walker (17th) |
| 2011 | Morgane Gay (3rd) Anna Corrigan (10th) Chelsea Ley (19th) |
| 2012 | Catherine White (4th) Barbara Strehler (20th) |

MEN'S NATIONAL XC HISTORY

MEN'S NCAA FINISHES

| Year | Place | Points |
|------|-------|--------|
| 1970 | 38th | 1,052 |
| 1983 | 18th | 353 |
| 1984 | 5th | 190 |
| 2003 | 30th | 801 |
| 2005 | 26th | 550 |
| 2006 | 14th | 446 |
| 2007 | 12th | 374 |
| 2008 | 14th | 383 |
| 2009 | 15th | 408 |
| 2010 | 17th | 386 |
| 2012 | 14th | 382 |

SOUTHEAST REGIONAL FINISHES

| Year | Place | Points |
|------|-----------|--------|
| 2003 | 4th | N/A |
| 2004 | 4th | 118 |
| 2005 | 2nd | 91 |
| 2006 | 4th | 131 |
| 2007 | 4th | 116 |
| 2008 | 2nd | 67 |
| 2009 | 5th | 133 |
| 2010 | 6th | 185 |
| 2011 | 9th | 238 |
| 2012 | Champions | 64 |

CROSS COUNTRY ALL-AMERICANS

| Year | Name |
|------|-----------------|
| 1980 | Mike Cotton |
| 1984 | Collin Peddie |
| 1984 | Tim Springfield |
| 1999 | Bobby Thiele |
| 2007 | Emil Heineking |
| 2008 | Emil Heineking |
| 2010 | Ryan Collins |
| 2011 | Mark Amirault |
| 2012 | Zach Gates |

INDIVIDUAL NCAA RESULTS

| | | | |
|-------------|-----|------------------------------|---------|
| 1939 | 55 |Charles E. Chamberlain. | 23:16 |
| 1970 | 288 |Henry Barron..... | 32:39:0 |
| | 293 |James Wood | 32:55:0 |
| | 296 |Wallace Andrew | 33:00:0 |
| | 302 |Joseph Cacciapaglia | 33:36:0 |

| | | | |
|-------------|----|-------------------------|---------|
| 1972 | 56 |Philip Meyer | 29:51:0 |
|-------------|----|-------------------------|---------|

| | | | |
|-------------|----|----------------------|---------|
| 1977 | 48 |Chris Fox | 30:10.6 |
|-------------|----|----------------------|---------|

| | | | |
|-------------|----|-----------------------|---------|
| 1979 | 77 |Mike Cotton..... | 30:46.2 |
|-------------|----|-----------------------|---------|

| | | | |
|-------------|----|-----------------------|---------|
| 1980 | 48 |Mike Cotton..... | 30:22.8 |
|-------------|----|-----------------------|---------|

| | | | |
|-------------|-----|---------------------------|---------|
| 1983 | 60 |Timothy Springfield. | 31:06.8 |
| | 65 |Colin Peddie | 31:10.4 |
| | 68 |John Hinton..... | 31:12.9 |
| | 106 |Gregory Coan | 31:36.6 |
| | 150 |James Hays | 32:38.3 |
| | 162 |William Convey | 33:05.3 |
| | 174 |James Brooks..... | 33:46.6 |

| | | | |
|-------------|-----|---------------------------|---------|
| 1984 | 19 |Timothy Springfield. | 30:14.8 |
| | 22 |Colin Peddie | 30:20.2 |
| | 57 |John Hinton..... | 30:53.6 |
| | 63 |James Hays | 30:56.9 |
| | 81 |James Brooks..... | 31:40.8 |
| | 152 |John..... | 32:30.1 |
| | 170 |Greg Coan | 33:17.4 |

| | | | |
|-------------|----|-------------------------|---------|
| 1998 | 62 |Bobby Thiele | 31:39.1 |
|-------------|----|-------------------------|---------|

| | | | |
|-------------|----|-------------------------|---------|
| 1999 | 26 |Bobby Thiele | 31:05.6 |
|-------------|----|-------------------------|---------|

| | | | |
|-------------|-----|-------------------------|---------|
| 2000 | 113 |Bobby Thiele | 31:51.3 |
|-------------|-----|-------------------------|---------|

| | | | |
|-------------|----|------------------------|----------|
| 2001 | 68 |Walton Kingsberry | 30:36:00 |
|-------------|----|------------------------|----------|

| | | | |
|-------------|-----|---------------------------|---------|
| 2003 | 164 |Will Christian..... | 31:26.1 |
| | 171 |Andy Filachek | 31:27.9 |
| | 201 |Alex Tatu | 31:47.5 |
| | 222 |Dave Vitto | 32:15.6 |
| | 223 |Walton Kingsberry.. | 32:16.6 |
| | 237 |Ryan Neubart | 32:50.1 |
| | 248 |James Atchison | 34:06.1 |

| | | | |
|-------------|-----|---------------------------|---------|
| 2004 | 201 |Soeren Lindner | 33:38.5 |
|-------------|-----|---------------------------|---------|

| | | | |
|-------------|-----|---------------------------|---------|
| 2005 | 103 |Jan Foerster..... | 30:58.3 |
| | 111 |Andrew Dumm | 31:00.5 |
| | 129 |Ryan Foster | 31:15.4 |
| | 173 |Andy Biladeau | 31:39.6 |
| | 183 |Jeff Eggleston | 31:44.0 |
| | 208 |Soeren Lindner | 31:58.8 |
| | 227 |Alex Tatu | 32:18.2 |

| | | | |
|-------------|-----|--------------------------|---------|
| 2006 | 32 |Jan Foerster..... | 31:38.0 |
| | 99 |Andrew Dumm | 32:37.1 |
| | 115 |Andy Biladeau | 32:43.3 |
| | 165 |Taylor Smith..... | 33:12.5 |
| | 177 |Andrew Jesien..... | 33:26.4 |
| | 236 |Alex Tatu | 34:37.2 |

| | | | |
|-------------|-----|---------------------------|---------|
| 2007 | 42 |Jan Foerster..... | 30:37.1 |
| | 56 |Emil Heineking | 30:43.6 |
| | 72 |Ryan Foster | 30:56.4 |
| | 126 |Taylor Smith..... | 31:21.3 |
| | 173 |Andy Biladeau..... | 31:41.3 |
| | 200 |Kevin Tschirhart.... | 32:05.2 |
| | 216 |Andrew Jesien..... | 32:28.8 |

| | | | |
|-------------|-----|---------------------------|---------|
| 2008 | 26 |Emil Heineking | 30:02.0 |
| | 70 |Ryan Collins..... | 30:38.4 |
| | 99 |Ryan Foster | 30:54.7 |
| | 123 |Andy Biladeau | 31:04.6 |
| | 158 |Andrew Jesien..... | 31:22.0 |
| | 190 |Graham Tribble | 31:40.2 |
| | 247 |Trey Miller | 33:11.7 |

| | | | |
|-------------|-----|---------------------------|---------|
| 2009 | 41 |Ryan Collins..... | 30:22.0 |
| | 68 |Emil Heineking | 30:36.7 |
| | 122 |Sintayehu Taye | 31:08.8 |
| | 133 |Graham Tribble | 31:13.9 |
| | 141 |Trey Miller | 31:18.1 |
| | 164 |Andrew Revelle..... | 31:28.6 |
| | 188 |Sean Keveren..... | 31:47.1 |

| | | | |
|-------------|-----|---------------------------|---------|
| 2010 | 32 |Ryan Collins..... | 30:24.9 |
| | 71 |Emil Heineking | 30:52.3 |
| | 82 |Sean Keveren..... | 30:57.7 |
| | 107 |Sintayehu Taye | 31:16.2 |
| | 172 |Chris Foley..... | 31:50.3 |
| | 181 |Drew Paisley | 31:59.5 |
| | 244 |Zach Vrhovac..... | 35:20.4 |

| | | | |
|-------------|----|-------------------------|---------|
| 2011 | 27 |Mark Amirault..... | 29:56.8 |
|-------------|----|-------------------------|---------|

| | | | |
|-------------|-----|---------------------------|---------|
| 2012 | 22 |Zach Gates..... | 29:48.3 |
| | 72 |Mark Amirault..... | 30:30.4 |
| | 99 |Kyle King | 30:42.8 |
| | 109 |Thomas Porter..... | 30:50.4 |
| | 189 |Jack St. Marie | 31:32.0 |
| | 238 |Drew Paisley | 32:40.3 |

ALL-SOUTHEAST REGION

| | |
|------|-------------------------|
| 2003 | Will Christian (7th) |
| | Walton Kingsbery (13th) |
| 2004 | Soeren Lindner (9th) |
| | Will Christian (10th) |
| | Ryan Foster (17th) |
| 2005 | Jan Foerster (4th) |
| | Ryan Foster (11th) |
| | Andrew Dumm (18th) |
| 2006 | Jan Foerster (5th) |
| | Andrew Dumm (14th) |
| 2007 | Emil Heineking (14th) |
| | Andy Biladeau (21st) |
| | Jan Foerster (22nd) |
| | Ryan Foster (25th) |
| 2008 | Emil Heineking (3rd) |
| | Ryan Foster (4th) |
| | Ryan Collins (10th) |
| | Graham Tribble (19th) |
| 2009 | Emil Heineking (7th) |
| | Ryan Collins (14th) |
| | Graham Tribble (21st) |
| 2010 | Emil Heineking (5th) |
| | Ryan Collins (7th) |
| 2011 | Mark Amirault (3rd) |
| 2012 | Zach Gates (4th) |
| | Kyle King (10th) |
| | Thomas Porter (14th) |
| | Mark Amirault (17th) |
| | Drew Paisley (19th) |

WOMEN'S ACC XC HISTORY

| | | | | | |
|-------------------------|-------------------------|-------------------------|-------------------------|-------------------------|-------------------------|
| 1978 | 1986 | 1993 | 2000 | 2006 | 2011 |
| NC State..... 36 | Clemson..... 41 | NC State..... 46 | NC State..... 43 | NC State..... 59 | Florida State 20 |
| Maryland..... 46 | Wake Forest..... 50 | Virginia..... 64 | North Carolina..... 52 | Duke..... 88 | Boston College..... 79 |
| Virginia..... 48 | Virginia..... 62 | Clemson..... 72 | Wake Forest..... 92 | Virginia..... 104 | Virginia..... 113 |
| North Carolina..... 84 | Maryland..... 98 | North Carolina..... 73 | Duke..... 106 | Florida State..... 118 | NC State..... 113 |
| Wake Forest..... 117 | North Carolina..... 141 | Wake Forest..... 118 | Virginia..... 107 | Virginia Tech..... 123 | North Carolina..... 118 |
| Clemson..... 135 | Georgia Tech..... 147 | Georgia Tech..... 178 | Florida State..... 128 | North Carolina..... 138 | Clemson..... 159 |
| | Duke..... 156 | Florida State..... 195 | Georgia Tech..... 143 | Boston College..... 150 | Duke..... 161 |
| 1979 | 1987 | 1994 | 2001 | | |
| NC State..... 30 | NC State..... 28 | North Carolina..... 40 | NC State..... 39 | | |
| Virginia..... 35 | Wake Forest..... 45 | Wake Forest..... 48 | North Carolina..... 55 | | |
| Maryland..... 75 | Clemson..... 97 | Georgia Tech..... 68 | Virginia..... 80 | | |
| North Carolina..... 111 | Virginia..... 122 | Georgia Tech..... 87 | Georgia Tech..... 107 | 2007 | ACC CHAMPIONS |
| Clemson..... 122 | Georgia Tech..... 124 | Clemson..... 97 | Wake Forest..... 136 | Florida State~ 64 | 1978 Margaret Groos |
| Wake Forest..... 167 | Maryland..... 160 | Duke..... 171 | Wake Forest..... 149 | NC State..... 102 | 1982 Lesley Welch |
| | Duke..... 165 | Maryland..... 194 | Florida State..... 156 | Boston College..... 106 | 1987 Patty Matava |
| 1980 | North Carolina..... 169 | Florida State..... 235 | Maryland..... 263 | North Carolina..... 118 | 1992 Claire Forbes |
| NC State..... 29 | 1988 | 1995 | Clemson..... 273 | Virginia Tech..... 121 | |
| Virginia..... 37 | NC State..... 28 | NC State..... 40 | | Duke..... 123 | |
| Maryland..... 72 | Clemson..... 77 | Wake Forest..... 70 | 2002 | Wake Forest..... 127 | ALL-ACC |
| North Carolina..... 112 | Maryland..... 86 | Wake Forest..... 108 | NC State..... 61 | Virginia..... 160 | 1985 Patty Matava |
| Clemson..... 112 | Wake Forest..... 110 | North Carolina..... 108 | Wake Forest..... 61 | Maryland..... 236 | 1986 Patty Matava |
| Wake Forest..... 175 | Georgia Tech..... 116 | Virginia..... 116 | Virginia..... 78 | Clemson..... 257 | 1987 Patty Matava |
| | North Carolina..... 117 | Georgia Tech..... 128 | Duke..... 81 | Georgia Tech..... 277 | 1988 Lianne McVey |
| 1981 | Virginia..... 162 | Clemson..... 135 | North Carolina..... 88 | Miami..... 390 | 1990 Claire Forbes |
| Virginia..... 33 | Duke..... 179 | Duke..... 153 | Florida State..... 134 | | 1991 Claire Forbes |
| NC State..... 52 | 1989 | Maryland..... 212 | Maryland..... 203 | 2008 | 1992 Claire Forbes |
| Clemson..... 69 | NC State..... 37 | Florida State..... 220 | Georgia Tech..... 214 | Florida State..... 27 | 1993 Lara Drauglis |
| Maryland..... 96 | Clemson..... 65 | 1996 | Clemson..... 284 | Boston College..... 106 | Beni Gras |
| North Carolina..... 115 | Wake Forest..... 92 | NC State..... 38 | | Wake Forest..... 112 | 1997 Cheryl Twomey |
| Wake Forest..... 163 | Georgia Tech..... 114 | North Carolina..... 49 | 2003 | Duke..... 124 | 1998 Jen Owens |
| | North Carolina..... 129 | Virginia..... 98 | North Carolina..... 40 | Virginia..... 124 | 1999 Sarah Folse |
| 1982 | Virginia..... 129 | Clemson..... 101 | NC State..... 44 | North Carolina..... 137 | Jen Owens |
| Virginia..... 20 | Maryland..... 141 | Wake Forest..... 103 | Wake Forest..... 62 | Virginia Tech..... 150 | 2000 Sarah Folse |
| Clemson..... 43 | Duke..... 189 | Georgia Tech..... 133 | Duke..... 120 | Clemson..... 170 | 2001 Jen Owens |
| NC State..... 74 | 1990 | Duke..... 199 | Florida State..... 135 | Maryland..... 236 | 2002 Jane Maxwell |
| North Carolina..... 114 | NC State..... 36 | Maryland..... 218 | Virginia..... 142 | NC State..... 262 | Kara Scanlin |
| Maryland..... 118 | Clemson..... 46 | Florida State..... 247 | Maryland..... 209 | Georgia Tech..... 289 | 2003 Jane Maxwell |
| Wake Forest..... 159 | Virginia..... 61 | 1997 | Georgia Tech..... 229 | Miami..... 392 | 2004 Emily Harrison |
| Duke..... 185 | North Carolina..... 111 | NC State..... 28 | Clemson..... 282 | 2009 | 2005 Emily Harrison |
| | Wake Forest..... 118 | Wake Forest..... 48 | | Florida State..... 37 | 2006 Emily Harrison |
| 1983 | Maryland..... 172 | North Carolina..... 70 | 2004 | Duke..... 71 | Katie Read |
| NC State..... 31 | Georgia Tech..... 189 | Virginia..... 110 | North Carolina..... 40 | Virginia..... 84 | Kara Scanlin |
| Clemson..... 37 | Duke..... 191 | Duke..... 111 | NC State..... 44 | NC State..... 109 | 2007 Emily Harrison |
| North Carolina..... 78 | 1991 | Clemson..... 157 | Wake Forest..... 94 | North Carolina..... 137 | 2008 Loretta Dezubay |
| Virginia..... 103 | NC State..... 25 | Georgia Tech..... 161 | Florida State..... 168 | Boston College..... 144 | Stephanie Garcia |
| Maryland..... 131 | Clemson..... 59 | Maryland..... 227 | Virginia Tech..... 197 | Maryland..... 192 | Morgane Gay |
| Wake Forest..... 155 | Virginia..... 70 | Florida State..... 247 | Maryland..... 205 | Wake Forest..... 204 | 2009 Catherine White |
| | North Carolina..... 90 | 1998 | Clemson..... 270 | Clemson..... 221 | 2010 Stephanie Garcia |
| 1984 | Florida State..... 154 | NC State..... 32 | Georgia Tech..... 272 | Virginia Tech..... 284 | Morgane Gay |
| NC State..... 29 | Duke..... 179 | NC State..... 32 | Miami..... 305 | Georgia Tech..... 312 | Barbara Strehler |
| Clemson..... 51 | Wake Forest..... 181 | North Carolina..... 65 | | Miami..... 380 | 2011 Barbara Strehler |
| North Carolina..... 69 | Maryland..... 205 | Wake Forest..... 75 | 2005 | | |
| Virginia..... 104 | Georgia Tech..... 231 | Clemson..... 99 | Duke..... 20 | 2010 | |
| Wake Forest..... 129 | 1992 | Virginia..... 114 | NC State..... 91 | Florida State..... 52 | |
| Maryland..... 132 | NC State..... 38 | Duke..... 155 | Wake Forest..... 104 | Virginia..... 75 | |
| Duke..... 172 | Wake Forest..... 41 | Georgia Tech..... 207 | Boston College..... 106 | Duke..... 99 | |
| Georgia Tech..... 221 | Virginia..... 57 | Florida State..... 220 | North Carolina..... 128 | Boston College..... 100 | |
| | North Carolina..... 57 | Maryland..... 223 | Virginia..... 177 | North Carolina..... 123 | |
| 1985 | Florida State..... 164 | 1999 | Florida State..... 196 | NC State..... 137 | |
| NC State..... 22 | Clemson..... 165 | North Carolina..... 44 | Maryland..... 214 | Wake Forest..... 206 | |
| Clemson..... 75 | Georgia Tech..... 176 | NC State..... 56 | Virginia Tech..... 235 | Virginia Tech..... 207 | |
| Wake Forest..... 80 | Duke..... 200 | Virginia..... 77 | Georgia Tech..... 281 | Clemson..... 208 | |
| North Carolina..... 91 | Maryland..... 245 | Wake Forest..... 96 | Miami..... 323 | Maryland..... 311 | |
| Virginia..... 93 | | Duke..... 104 | Clemson..... 327 | Georgia Tech..... 315 | |
| Maryland..... 130 | | Clemson..... 163 | | Miami..... 353 | |
| Georgia Tech..... 217 | | Georgia Tech..... 167 | | | |
| Duke..... 222 | | Florida State..... 214 | | | |
| | | Maryland..... 259 | | | |

MEN'S ACC XC HISTORY

| | | | | | |
|--------------------------|--------------------------|--------------------------|--------------------------|--------------------------|--------------------------|
| 1954 | 1962 | 1969 | 1976 | 1983 | 1990 |
| Maryland 26 | North Carolina 31 | Maryland 49 | Maryland 43 | Clemson 40 | Wake Forest 44 |
| North Carolina 36 | Duke 51 | Duke 65 | North Carolina 49 | Wake Forest 54 | NC State 50 |
| Duke 96 | Maryland 51 | North Carolina 80 | Duke 95 | Virginia 70 | Virginia 64 |
| Virginia 114 | Wake Forest 119 | Virginia 111 | Clemson 98 | Maryland 92 | Clemson 104 |
| Wake Forest 141 | Clemson 164 | NC State 115 | NC State 122 | NC State 167 | North Carolina 148 |
| | Virginia 170 | South Carolina 119 | Virginia 137 | North Carolina 167 | Maryland 153 |
| 1955 | South Carolina 181 | Clemson 157 | Wake Forest 146 | Georgia Tech 187 | Duke 188 |
| No team competition | NC State 215 | Wake Forest 198 | | Duke 202 | Georgia Tech 189 |
| 1956 | 1963 | 1970 | 1977 | 1984 | 1991 |
| North Carolina 36 | North Carolina 52 | Duke 42 | Duke 56 | Virginia 42 | NC State 52 |
| Maryland 81 | Duke 68 | North Carolina 66 | NC State 71 | Clemson 57 | Wake Forest 61 |
| Virginia 96 | Maryland 75 | NC State 71 | Virginia 77 | NC State 73 | North Carolina 63 |
| Clemson 115 | NC State 96 | Maryland 77 | Clemson 91 | Georgia Tech 127 | Clemson 68 |
| NC State 131 | Wake Forest 110 | Clemson 138 | North Carolina 102 | Maryland 134 | Virginia 147 |
| Wake Forest 137 | Clemson 137 | Virginia 147 | Maryland 104 | North Carolina 135 | Georgia Tech 152 |
| Duke 164 | South Carolina 143 | Wake Forest 185 | Wake Forest 159 | Wake Forest 141 | Florida State 200 |
| South Carolina 165 | Virginia 219 | South Carolina 196 | | Duke 199 | Maryland 210 |
| | | | 1978 | | Duke 235 |
| 1957 | 1964 | 1971 | Clemson 41 | 1985 | 1992 |
| North Carolina 45 | Maryland 45 | North Carolina 34 | North Carolina 66 | North Carolina 54 | NC State 46 |
| Clemson 89 | North Carolina 72 | Duke 36 | Maryland 77 | NC State 60 | Wake Forest 48 |
| Maryland 94 | Virginia 77 | Maryland 87 | NC State 89 | Clemson 84 | Clemson 91 |
| NC State 97 | South Carolina 82 | NC State 88 | Wake Forest 109 | Wake Forest 85 | North Carolina 105 |
| Duke 104 | Wake Forest 101 | Clemson 141 | Virginia 124 | Maryland 102 | Georgia Tech 106 |
| Virginia 109 | Clemson 142 | Virginia 159 | Duke 157 | Georgia Tech 148 | Virginia 122 |
| Wake Forest 121 | Duke 173 | Wake Forest 1999 | | Virginia 150 | Maryland 211 |
| | | | 1979 | Duke 207 | Florida State 230 |
| 1958 | 1965 | 1972 | North Carolina 37 | | Duke 233 |
| Duke 47 | Maryland 25 | Maryland 36 | Maryland 62 | 1986 | 1993 |
| North Carolina 66 | Duke 62 | Duke 57 | NC State 77 | NC State 46 | Wake Forest 36 |
| Maryland 68 | North Carolina 87 | NC State 69 | Clemson 87 | Maryland 61 | NC State 59 |
| NC State 129 | Virginia 115 | North Carolina 85 | Virginia 122 | North Carolina 71 | Clemson 69 |
| Clemson 142 | Wake Forest 117 | Virginia 112 | Wake Forest 145 | Clemson 77 | Georgia Tech 92 |
| Virginia 164 | South Carolina 123 | Clemson 157 | Duke 173 | Virginia 122 | Virginia 118 |
| Wake Forest 165 | NC State 199 | Wake Forest 189 | Georgia Tech 174 | Wake Forest 147 | Duke 183 |
| South Carolina 180 | | | | Georgia Tech 165 | North Carolina 211 |
| | 1966 | 1973 | 1980 | Duke 199 | Florida State 220 |
| 1959 | Maryland 30 | Duke 38 | Clemson 27 | | Maryland 237 |
| Duke 44 | North Carolina 52 | Maryland 47 | NC State 45 | 1987 | 1994 |
| Maryland 64 | Wake Forest 82 | North Carolina 61 | Virginia 94 | Clemson 38 | Wake Forest 46 |
| NC State 87 | Duke 99 | NC State 89 | Maryland 113 | NC State 54 | NC State 53 |
| North Carolina 107 | South Carolina 149 | Virginia 142 | North Carolina 127 | North Carolina 63 | Georgia Tech 108 |
| Virginia 123 | NC State 158 | Clemson 147 | Duke 128 | Maryland 92 | North Carolina 110 |
| Clemson 144 | Virginia 168 | Wake Forest 158 | Wake Forest 202 | Wake Forest 104 | Clemson 114 |
| Wake Forest 163 | Clemson 201 | | Georgia Tech 216 | Georgia Tech 151 | Virginia 127 |
| | | 1974 | | Duke 211 | Duke 176 |
| 1960 | 1967 | Maryland 29 | 1981 | Virginia DNF | Maryland 200 |
| North Carolina 25 | Maryland 27 | Duke 56 | Clemson 42 | | Florida State 273 |
| Maryland 38 | Duke 52 | North Carolina 59 | North Carolina 55 | 1988 | 1995 |
| Duke 61 | North Carolina 82 | NC State 116 | Virginia 71 | Clemson 27 | NC State 18 |
| NC State 120 | NC State 135 | Virginia 132 | Maryland 114 | Wake Forest 50 | Wake Forest 67 |
| Virginia 144 | Wake Forest 147 | Clemson 139 | NC State 118 | North Carolina 84 | North Carolina 121 |
| | Virginia 153 | Wake Forest 168 | Wake Forest 132 | Virginia 98 | Virginia 133 |
| 1961 | South Carolina 171 | | Duke 182 | North Carolina 84 | Duke 148 |
| North Carolina 37 | Clemson 174 | 1975 | Georgia Tech 190 | Wake Forest 104 | Clemson 152 |
| Duke 48 | | Duke 23 | | Georgia Tech 151 | Georgia Tech 161 |
| Maryland 52 | 1968 | Maryland 38 | 1982 | North Carolina 84 | Maryland 161 |
| Clemson 141 | Maryland 34 | NC State 114 | Clemson 33 | Virginia 98 | Florida State 230 |
| NC State 150 | Duke 66 | Clemson 115 | Virginia 66 | NC State 118 | |
| Wake Forest 152 | North Carolina 86 | Virginia 122 | North Carolina 98 | Wake Forest 100 | |
| Virginia 179 | Clemson 119 | North Carolina 133 | NC State 99 | Maryland 148 | |
| | NC State 120 | Wake Forest 189 | Wake Forest 132 | Georgia Tech 166 | |
| | Virginia 159 | | Duke 182 | Georgia Tech 190 | |
| | South Carolina 165 | | Georgia Tech 190 | | |
| | Wake Forest 219 | | | | |

MEN'S ACC XC HISTORY

1996

| | |
|---------------------|-----|
| NC State..... | 30 |
| Wake Forest..... | 40 |
| North Carolina..... | 82 |
| Duke..... | 114 |
| Clemson..... | 127 |
| Virginia..... | 143 |
| Florida State..... | 217 |
| Georgia Tech..... | 222 |
| Maryland..... | 231 |

1997

| | |
|---------------------|-----|
| NC State..... | 24 |
| Wake Forest..... | 73 |
| Clemson..... | 75 |
| North Carolina..... | 86 |
| Duke..... | 117 |
| Virginia..... | 184 |
| Georgia Tech..... | 188 |
| Maryland..... | 220 |
| Florida State..... | 232 |

1998

| | |
|---------------------|-----|
| NC State..... | 26 |
| Duke..... | 75 |
| Clemson..... | 94 |
| Virginia..... | 101 |
| North Carolina..... | 121 |
| Wake Forest..... | 169 |
| Georgia Tech..... | 201 |
| Florida State..... | 210 |
| Maryland..... | 248 |

1999

| | |
|---------------------|-----|
| NC State..... | 16 |
| Duke..... | 70 |
| Wake Forest..... | 99 |
| Virginia..... | 106 |
| Clemson..... | 126 |
| Georgia Tech..... | 162 |
| North Carolina..... | 179 |
| Florida State..... | 218 |
| Maryland..... | 249 |

2000

| | |
|---------------------|-----|
| Duke..... | 39 |
| NC State..... | 49 |
| Virginia..... | 54 |
| Wake Forest..... | 84 |
| North Carolina..... | 163 |
| Clemson..... | 180 |
| Florida State..... | 188 |
| Georgia Tech..... | 218 |
| Maryland..... | 262 |

2001

| | |
|---------------------|-----|
| NC State..... | 26 |
| Wake Forest..... | 45 |
| Duke..... | 94 |
| Virginia..... | 114 |
| Florida State..... | 134 |
| Georgia Tech..... | 153 |
| Clemson..... | 187 |
| North Carolina..... | 221 |
| Maryland..... | 274 |

2002

| | |
|---------------------|-----|
| NC State..... | 17 |
| Duke..... | 69 |
| Virginia..... | 95 |
| Clemson..... | 103 |
| Florida State..... | 123 |
| Wake Forest..... | 148 |
| North Carolina..... | 187 |
| Maryland..... | 219 |
| Georgia Tech..... | 243 |

2003

| | |
|---------------------|-----|
| NC State..... | 27 |
| Florida State..... | 66 |
| Virginia..... | 83 |
| Clemson..... | 130 |
| Wake Forest..... | 139 |
| Georgia Tech..... | 156 |
| Maryland..... | 161 |
| North Carolina..... | 183 |
| Duke..... | 206 |

2004

| | |
|---------------------|-----|
| NC State..... | 47 |
| Florida State..... | 48 |
| Virginia..... | 85 |
| Clemson..... | 87 |
| Duke..... | 99 |
| Wake Forest..... | 172 |
| Maryland..... | 198 |
| Georgia Tech..... | 227 |
| Virginia Tech..... | 249 |
| North Carolina..... | 295 |
| Miami..... | 313 |

2005

| | |
|---------------------|-----|
| Virginia..... | 30 |
| Florida State..... | 38 |
| NC State..... | 103 |
| Wake Forest..... | 136 |
| Duke..... | 142 |
| Virginia Tech..... | 174 |
| Clemson..... | 175 |
| North Carolina..... | 198 |
| Boston College..... | 201 |
| Maryland..... | 304 |
| Miami..... | 342 |
| Georgia Tech..... | 356 |

2006

| | |
|---------------------|-----|
| NC State..... | 31 |
| Florida State~..... | 79 |
| Virginia..... | 87 |
| Duke..... | 124 |
| Clemson..... | 132 |
| Virginia Tech..... | 145 |
| Boston College..... | 196 |
| North Carolina..... | 213 |
| Wake Forest..... | 217 |
| Maryland..... | 261 |
| Georgia Tech..... | 315 |
| Miami..... | 348 |

2007

| | |
|---------------------|-----|
| Virginia..... | 32 |
| NC State..... | 39 |
| Florida State~..... | 130 |
| Clemson..... | 137 |
| Virginia Tech..... | 139 |
| Duke..... | 156 |
| Wake Forest..... | 193 |
| Boston College..... | 195 |
| Maryland..... | 206 |
| North Carolina..... | 246 |
| Georgia Tech..... | 271 |
| Miami..... | 381 |

2008

| | |
|---------------------|-----|
| Virginia..... | 40 |
| NC State..... | 56 |
| Virginia Tech..... | 75 |
| Florida State..... | 80 |
| Duke..... | 127 |
| Maryland..... | 199 |
| Boston College..... | 199 |
| North Carolina..... | 209 |
| Clemson..... | 212 |
| Georgia Tech..... | 239 |
| Wake Forest..... | 342 |
| Miami..... | 372 |

2009

| | |
|---------------------|-----|
| NC State..... | 56 |
| Virginia..... | 71 |
| Florida State..... | 72 |
| Duke..... | 74 |
| Virginia Tech..... | 122 |
| North Carolina..... | 138 |
| Maryland..... | 219 |
| Georgia Tech..... | 239 |
| Wake Forest..... | 281 |
| Boston College..... | 287 |
| Clemson..... | 293 |
| Miami..... | 395 |

2010

| | |
|---------------------|-----|
| Florida State..... | 43 |
| NC State..... | 81 |
| North Carolina..... | 84 |
| Virginia..... | 92 |
| Duke..... | 93 |
| Wake Forest..... | 209 |
| Virginia Tech..... | 242 |
| Maryland..... | 244 |
| Boston College..... | 254 |
| Clemson..... | 267 |
| Georgia Tech..... | 271 |
| Miami..... | 357 |

2011

| | |
|---------------------|-----|
| NC State..... | 51 |
| Florida State..... | 55 |
| North Carolina..... | 84 |
| Virginia Tech..... | 116 |
| Duke..... | 116 |
| Virginia..... | 169 |
| Wake Forest..... | 212 |
| Maryland..... | 232 |
| Georgia Tech..... | 239 |
| Clemson..... | 268 |
| Boston College..... | 281 |
| Miami..... | 372 |

ACC CHAMPIONS

| | |
|------|----------------|
| 2008 | Ryan Foster |
| 2009 | Emil Heineking |
| 2010 | Emil Heineking |

ALL-ACC

| | |
|------|--|
| 1986 | Ken Cheeseman |
| 1988 | Ken Cheeseman Andrew Hudson |
| 1990 | Andrew Hudson Matt White |
| 1992 | Rob Cook |
| 1994 | Andrew Carnahan |
| 1998 | Bobby Thiele |
| 1999 | Bobby Thiele |
| 2000 | Matt Ruhl Bobby Thiele Justin Wood |
| 2003 | Will Christian |
| 2004 | Will Christian Ryan Foster |
| 2005 | Andy Biladeau Andrew Dumm Jan Foerster Ryan Foster Soeren Lindner Alex Tatu |
| 2006 | Andy Biladeau Jan Foerster |
| 2007 | Andy Biladeau Jan Foerster Ryan Foster Emil Heineking |
| 2008 | Andy Biladeau Ryan Collins Ryan Foster Emil Heineking |
| 2009 | Ryan Collins Emil Heineking |
| 2010 | Ryan Collins Emil Heineking |

CAVALIER TF ALL-AMERICANS

Indoor Women

| Year | Name | Event |
|------|-----------------|------------|
| 1980 | Brenda Brown | DMR |
| | Susan Brownell | Pent |
| | Jill Haworth | DMR |
| | Linda Nicholson | DMR |
| | Vivian Scruggs | DMR |
| 1981 | Ann Bair | HJ |
| | Brenda Brown | DMR |
| | Susan Brownell | Pent |
| | Lisa Garrett | 400m |
| | Jill Haworth | 4x800m |
| | Jill Haworth | DMR |
| | Linda Nicholson | DMR |
| | Linda Nicholson | 4x800m |
| | Marisa Schmitt | 4x800m |
| | Vivian Scruggs | 4x800m |
| | Vivian Scruggs | DMR |
| 1982 | Susan Brownell | Pent |
| | Gail Bryant | 400m |
| | Gail Bryant | 4x400m |
| | Lisa Garrett | 4x400m |
| | Karen Hatchett | DMR |
| | Kim Hatchett | 4x400m |
| | Jill Haworth | Mile |
| | Jill Haworth | DMR |
| | Linda Nicholson | 4x400 |
| | Linda Nicholson | DMR |
| | Aileen O'Conner | Two-Mile |
| | Aileen O'Conner | 5000m |
| | Marisa Schmitt | Mile |
| | Lesley Welch | Three-Mile |
| | Lesley Welch | Two-Mile |
| | Lisa Welch | DMR |
| | Martha White | Two-Mile |
| 1983 | Ann Bair | HJ |
| | Jill Haworth | Mile |
| 1984 | Gail Bryant | 4x800m |
| | Veronica Haberl | 4x800m |
| | Kim Kelly | 1000m |
| | Kim Kelly | 4x800m |
| | Michelle Rowen | 4x800m |
| 1985 | Gail Bryant | 4x800m |
| | Phyllis Buber | 4x800m |
| | Kim Kelly | 4x800m |
| | Sandy Schuler | 4x800m |
| | Sandy Schuler | 1000m |
| 1986 | Phyllis Buber | 4x800m |
| | Shelly McBride | 4x800m |
| | Michelle Rowen | 4x800m |
| | Sandy Schuler | 4x800m |
| 1987 | Sonya Fridy | 500m |
| | Sonya Fridy | LJ |
| | Michelle Rowen | Mile |
| 1989 | Dana Boone | TJ |
| 1991 | Dana Boone | LJ |
| 1992 | Claire Forbes | 3000m |
| 1993 | Sherry Gould | HJ |
| 1994 | Sherry Gould | HJ |
| 1994 | Pam Lemons | 200m |
| 1995 | Rebecca Grube | LJ |
| 1997 | Kelly Miller | LJ |
| 2001 | Naccolle Guinn | TJ |
| 2002 | Kiamesha Otey | LJ |

| | | |
|------|-------------------|-------|
| 2003 | Kiamesha Otey | LJ |
| 2006 | Tomika Ferguson | TJ |
| 2007 | Tomika Ferguson | TJ |
| 2008 | Emily Harrison | 5000m |
| 2011 | Stephanie Garcia | DMR |
| | Morgane Gay | DMR |
| | Lyndsay Harper | DMR |
| | Ayla Smith | DMR |
| 2012 | Morgane Gay | Mile |
| | Dallas Rose (2nd) | TJ |

(prior to 1982 were AIAW honors)

Outdoor Women

| Year | Name | Event |
|------|------------------|---------|
| 1979 | Margaret Groos | 1500m |
| 1981 | Susan Brownell | Hept |
| | Aileen O'Conner | 10000m |
| 1982 | Susan Brownell | Hept |
| | Aileen O'Conner | 10000m |
| 1983 | Lisa Garrett | 400m |
| | Kim Kelly | 1500m |
| | Martha White | 5000m |
| 1984 | Gail Bryant | 800m |
| 1985 | Gail Bryant | 800m |
| 1986 | Michelle Rowen | 1500m |
| | Beth Sheehan | Hept |
| 1987 | Sonya Fridy | 200m |
| | Sonya Fridy | 400m |
| | Sonya Fridy | LJ |
| | Michelle Rowen | 1500m |
| | Julia Solo | Javelin |
| 1988 | Patti Matava | 5000m |
| | Julia Solo | Javelin |
| 1989 | Dana Boone | TJ |
| | Julia Solo | Javelin |
| 1990 | Dana Boone | LJ |
| 1991 | Dana Boone | LJ |
| | Dana Boone | TJ |
| 1992 | Claire Forbes | 3000m |
| 1993 | Kelly Bodiford | Dis |
| | Sherry Gould | HJ |
| 1994 | Lara Drauglis | 1500m |
| | Rebecca Grube | Hept |
| 1995 | Ann Crouse | Javelin |
| 1997 | Angela Lee | 400mH |
| 1997 | Kelly Miller | LJ |
| 1998 | Angela Lee | 400mH |
| 1999 | Ann Crouse | Javelin |
| 2001 | Inge Jorgensen | Javelin |
| 2003 | Dawn Cleary | 3000mSC |
| | Kiamesha Otey | LJ |
| 2004 | Inge Jorgensen | Javelin |
| 2005 | Billie-Jo Grant | Dis |
| | Inge Jorgensen | Javelin |
| 2006 | Erin Crawford | 400mH |
| | Billie-Jo Grant | Dis |
| 2007 | Katie Read | 10000m |
| 2008 | Billie-Jo Grant | Dis |
| 2009 | Meghan Briggs | Javelin |
| | Stephanie Garcia | 3000mSC |
| | Morgane Gay | 1500m |
| | Billie-Jo Grant | Dis |
| | Caitlin Kelly | 2009 |
| 2011 | Stephanie Garcia | 3000mSC |
| | Morgane Gay | 1500m |

| | | |
|------|-----------------------|-------|
| | Lyndsay Harper (2nd) | 800m |
| | Ayla Smith (2nd) | 400mH |
| | Erin Wykoff (2nd) | Dis |
| 2012 | Morgane Gay (2nd) | 1500m |
| | Maureen Laffan (2nd) | Ham |
| | Catherine White (2nd) | 10K |
| | Chelsea Ley (HM) | 5000m |
| | Kathleen Stevens (HM) | 5000m |

(prior to 1982 were AIAW honors)

Indoor Men

| Year | Name | Event |
|------|-------------------------|-------|
| 1976 | Keith Witherspoon | TJ |
| 1978 | Greg Canty | 1000y |
| 1979 | Greg Canty | 1000y |
| 1981 | Chuck Brown | DMR |
| | Vince Draddy | DMR |
| | Theo Hodge | DMR |
| | David Revelle | DMR |
| 1982 | Ray Brown | 800m |
| 1985 | John Hinton | 1000m |
| 1987 | Kris Herdt | 3000m |
| 1988 | Paul Ereng | 800m |
| 1989 | Paul Ereng | 800m |
| 1991 | Ben Kurgat | 800m |
| 2007 | Brian Lee | DMR |
| | Kevin McHale | DMR |
| | Jordan Orr | DMR |
| | Alex Tatu | DMR |
| 2009 | Andrew Jesien | DMR |
| | Meikle Paschal | DMR |
| | Lance Roller | DMR |
| | Sintayehu Teye | DMR |
| 2010 | Robby Andrews | 800m |
| | Ryan Collins | 3000m |
| 2011 | Adams Abdulrazaaq (2nd) | 60mH |
| | Marcus Robinson (2nd) | TJ |
| 2012 | Marcus Robinson | TJ |
| | Nick Vena (2nd) | SP |

Outdoor Men

| Year | Name | Event |
|------|--------------------------|---------|
| 1979 | Karl Williams | 400m |
| 1981 | Mike Cotton | 3000mSC |
| | Willy Pirtle | Decath |
| 1985 | Jim Hays | 5000m |
| | John Hinton | 1500m |
| 1988 | Paul Ereng | 800m |
| 1989 | Paul Ereng | 800m |
| 1991 | Stephen Dunphy | Decath |
| 1992 | Stephen Dunphy | Decath |
| 1994 | Rob Cook | 3000mSC |
| 2000 | Brian Kollar | Jav |
| 2001 | Brian Kollar | Jav |
| | John Welch | Jav |
| 2002 | John Welch | Jav |
| 2007 | Yemi Ayeni | Dis |
| | Jan Foerster | 3000mSC |
| 2008 | Yemi Ayeni | Dis |
| 2009 | Yemi Ayeni | Dis |
| 2010 | Robby Andrews | 800m |
| | Steve Finley | 3000mSC |
| | Lance Roller | 800m |
| 2011 | Robby Andrews | 800m |
| | Adams Abdulrazaaq (2nd) | 110mH |
| | Andy Fahringer (2nd) | Jav |
| | Brett Johnson (2nd) | 1500m |
| 2012 | Marcus Robinson | TJ |
| | Lance Roller (2nd) | 800m |
| | Vincenzo Chiariello (HM) | Ham |
| | Brett Johnson (HM) | 1500m |
| | Sean Keveren (HM) | 10K |
| | Patrick Todd (HM) | 1500m |

Individual National Champions

| Women | Event | Meet |
|---|---------|--------------------|
| Margaret Groos | XC | 1979 AAU |
| Lesley Welch | XC | 1982 NCAA |
| Lesley Welch | XC | 1982 TAC |
| Aileen O'Conner | 5000m | 1981 AIAW Indoors |
| Aileen O'Conner | 10000m | 1981 AIAW Outdoors |
| Jill Haworth | 1500m | 1981 AIAW Indoors |
| Virginia | DMR | 1982 AIAW Indoors |
| Linda Nicholson, Karen Hatchett, Lisa Welch, Jill Haworth | | |
| Kiamesha Otey | LJ | 2003 USATF |
| Stephanie Garcia | Steeple | 2007 USATF Juniors |

| Men | Event | Meet |
|---------------|-------|--------------------|
| Paul Ereng | 800m | 1988 NCAA Outdoors |
| Paul Ereng | 800m | 1989 NCAA Indoors |
| Paul Ereng | 800m | 1989 NCAA Outdoors |
| Robby Andrews | 800m | 2010 NCAA Indoors |
| Robby Andrews | 800m | 2011 NCAA Outdoors |

NCAA INDOOR RESULTS

Women

| Year | Athlete | Event | Place | Mark |
|------|---|---------------|-------------|---|
| 2012 | Morgane Gay | 1 Mile | 5th | 4:41.40 |
| | Dallas Rose | TJ | 12th | 40'9.5" |
| 2011 | Virginia | DMR | 3rd | 10:59.79 (Stephanie Garcia, Morgane Gay, Lyndsay Harper, Ayla Smith) |
| 2008 | Emily Harrison | 5000m | 9th | 16:19.85 |
| 2007 | Tomika Ferguson | TJ | 8th | 12.98m |
| 2006 | Tomika Ferguson | TJ | 6th | 13.32m |
| 2003 | Kiamesha Otey | 60m | 15th Prelim | 7.40 |
| | Kiamesha Otey | LJ | 10th Semi | 6.05m |
| | Eliese Mitchell | WT | 16th Semi | 17.46m |
| 2002 | Kiamesha Otey | LJ | 5th | 6.26m |
| | Eliese Mitchell | WT | 14th Semi | 18.97m |
| 2001 | Naccolle Guinn | TJ | 10th Semi | 12.91m |
| 1995 | Rebecca Grube | LJ | 10th | 20-21' 1/2" |
| | Nicole Kimbrough | LJ | 16th | 18' 5" |
| 1994 | Pam Lemons | 200m | 4th Prelim | 24.37 |
| | Sherry Gould | HJ | 2nd | 1.87 |
| 1992 | Claire Forbes | 3,000m | | |
| | Virginia | 4x800m Relay | | |
| | (Michelle Samuels, Kim Liggins, Rachel Ward, Lara Drauglis) | | | |
| 1991 | Dana Boone | TJ | 9th | 41' 1/2" |
| | Dana Boone | LJ | 3rd | 20' 3 3/2" |
| | Kelly Bodiford | SP | 18th | 44' 10 3/4" |
| | Virginia | 4x800m Relay | 5th | |
| | (Ginny Figlar, Kim Liggins, Angie Taylor, Laura Colombell) | | | |
| 1990 | Dana Boone | LJ | | |
| 1989 | Dana Boone | TJ | 4th | 40' 3/4" |
| 1988 | Latanya | LJ | | |
| | Robin Landis | HJ | | |
| 1986 | Women's | 4x800m | 3rd | 8:39.58 |
| | Phyllis Buber | 800r | | 2:10.7, 1:08 |
| | Tracy Crockett | 400r | | 57.3 |
| | Kim Duke | 400r | | 57.0 |
| | Cathy Fitzpatrick | 400r | | 55.7 |
| | Sonja Fridy | 55m | | 6.97 |
| | Sonja Fridy | 400r | | 54.2 |
| | Michelle Johnson | 55H | | 8.25 |
| 1985 | Beth Sheehan | Heptathlon | 11th | 5,254 points |
| | Gail Bryant | 800m | 8th | 2:04.21 |
| 1984 | Virginia | 4x3200m Relay | 4th | 8:44.21 (Gail Bryant, Veronica Haberl, Michelle Rowen, Kim Kelly) |
| | Gail Bryant | 500m | | 1:14.19 |
| | Karen Hatchett | 1,600m Relay | | 3:46.03 |
| | Phyllis Buber | 1,600m Relay | | 3:46.03 |
| | Tracy Crockett | 1,600m Relay | | 3:46.03 |
| | Kim Kelly | 1,000m | 7th | 2:48.00 |

Men

| Year | Athlete | Event | Place | Mark |
|------|-------------------|--------|-------------|--|
| 2012 | Marcus Robinson | TJ | 5th | 53'0.75" |
| | Nick Vena | SP | 14th | 59'10.5" |
| 2011 | Adams Abdulrazaaq | 60mH | 12th Prelim | 7.85 |
| | Marcus Robinson | TJ | 11th Semi | 15.92m |
| 2010 | Robby Andrews | 800m | 1st | 1:48.39 |
| | Ryan Collins | 5000m | 11th | 14:06.98 |
| 2009 | Yemi Ayeni | SP | 12th Semi | 17.66m |
| | Virginia | DMR | 6th | 9:36.89 (Andrew Jesien, Meikle Paschal, Lance Roller, Sintayehu Taye) |
| 2007 | Virginia | DMR | 7th | 9:40.18 (Brian Lee, Kevin McHale, Jordan Orr, Alex Tatu) |
| 2005 | Virginia | DMR | 9th | 9:42.43 (Kellen Blassingame, McGavock Dunbar, Jordan Orr, Alex Tatu) |
| | Winston Howad | 55m | 4th Prelim | 6.32 |
| 1992 | Ben Kurgat | 800m | | |
| 1991 | Ben Kurgat | 800m | | |
| 1990 | Herman Moore | HJ | | |
| 1989 | Paul Ereng | 800m | 1st | 1:47.69 |
| | Ben Kurgat | 800m | 7th | 1:49.83 |
| 1988 | Paul Ereng | 800m | | |
| 1985 | Jim Hays | 5,000m | 7th | 14:09.56 |
| | John Hinton | 1,500m | 9th | 3:44.23 |
| 1984 | John Hinton | 800m | 7th | 1:50.72 |
| | Ray Brown | 1,000m | 4th | 2:25.46 |
| | Greg Byers | TJ | | 49' 10" |
| | Bruce Randolph | 55m | | 6.44 |

NCAA OUTDOOR RESULTS

Women

| Year | Athlete | Event | Place | Mark |
|------|------------------|---------|-------------|----------|
| 2012 | Morgane Gay | 1500m | 11th | 4:19.44 |
| | Maureen Laffan | Hammer | 14th | 196'6" |
| | Chelsea Ley | 5000m | DNF | DNF |
| | Kathleen Stevens | 5000m | 21st | 17:24.29 |
| | Catherine White | 10000m | 10th | 33:21.55 |
| 2011 | Stephanie Garcia | Steeple | 2nd | 9:47.29 |
| | Morgane Gay | 1500m | 7th | 4:17.40 |
| | Lyndsay Harper | 800m | 13th Semi | 2:05.91 |
| | Ayla Smith | 400mH | 10th Semi | 56.54 |
| | Erin Wykoff | Disc | 12th Semi | 51.09m |
| 2010 | Meghan Briggs | Jav | 14th | 47.42m |
| | Tara Karin | Jav | 18th | 46.09m |
| 2009 | Billie-Jo Frant | Discus | 6th | 50.48m |
| | Caitlin Kelly | Discus | 4th | 51.47m |
| | Morgane Gay | 1500m | 10th | 4:19.59 |
| | Stephanie Garcia | Steeple | 9th | 10:14.35 |
| | Meghan Briggs | Jav | 9th | 50.05m |
| 2008 | Stephanie Garcia | Steeple | 16th Prelim | 10:27.14 |
| | Emily Harrison | 10k | 14th | 35:15.47 |
| | Kara Scanlin | 10k | DNF | DNF |
| | Billie-Jo Grant | Discus | 8th | 50.26m |
| | Meghan Briggs | Jav | 25th Prelim | 44.64 |
| 2007 | Katie Read | 10k | 10th | 33:54.92 |
| | Emily Harrison | 10k | 13th | 34:05.24 |
| | Kara Scanlin | 10k | 20th | 35:01.62 |
| | Erin Crawford | 400mH | 16th Semi | 59.50 |
| | Stephanie Garcia | Steeple | 24th Prelim | 10:22.16 |
| | Tomika Ferguson | TJ | 14th Prelim | 13.04m |
| 2006 | Erin Crawford | 400mH | 6th | 56.87 |
| | Billie-Jo Grant | Discus | 6th | 52.28m |
| | Billie-Jo Grant | SP | 20th Prelim | 49' 11" |
| 2005 | Anne Bobiak | Jav | 22nd Prelim | 44.00m |
| | Billie-Jo Grant | Discus | 9th | 51.41m |
| | Tomika Ferguson | TJ | 28th Prelim | 12.16m |
| | Erin Crawford | 400mH | 16th Semi | 59.20m |
| 2003 | Dawn Clearly | Steeple | 6th | 10:00.09 |
| | Kiamesha Otey | LJ | 11th | 6.14m |
| | Eliese Mitchell | SP | 16th Prelim | 15.50m |
| | Kiamesha Otey | 200m | 23rd Prelim | 24.36 |
| | Jane Maxwell | 10k | 11th | 33:55.98 |
| | Sarah Folse | 10k | DNF | DNF |
| 2002 | Kiamesha Otey | LJ | 20th Semi | 5.93m |
| | Melanie Matthews | Steeple | 16th Prelim | 10:32.18 |
| | Dawn Clearly | Steeple | 13th Prelim | 10:22.70 |
| 2001 | Kiamesha Otey | 100m | 20th Prelim | 11.87 |
| | Dana Koons | 10k | 16th | 36:30.67 |
| 1999 | Angela Lee | 400mH | 17th Prelim | 1:00.37 |
| | Arin Crouse | Jav | 10th | 49.47 |
| 1998 | Nicole Kimbrough | LJ | 13th Semi | 6.02 |
| 1997 | Angela Lee | 400mH | 6th | 57.8 |
| | Kelly Miller | LJ | 9th | 6.11m |
| | Ann Crouse | Jav | 13th Semi | 48.56 |
| 1996 | Sharon Servido | 10k | 16th | 35:18.92 |
| | Angela Lee | 400mH | 16th Prelim | 59.37 |
| | Kelly Miller | LJ | 19th Prelim | 5.80m |
| | Ann Crouse | Jav | 13th Prelim | 45.72m |
| 1995 | Nicole Kimbrough | LJ | 19th | 5.84m |
| | Ann Crouse | Jav | 10th | 48.54m |
| 1994 | Sharon Servidio | 10k | 13th | 35:37.54 |
| | Rebecca Grube | Hep | 8th | 5333 |
| 1994 | Lara Drauglis | 1500m | 8th | 4:23.84 |
| 1993 | Sherry Gauld | HJ | 5th | 1.86 |

| | | | | |
|------|-------------------|-------------|-------------|----------|
| | Kelly Bodiford | Discus | 9th | 50.00 |
| 1992 | Claire Forbes | 3k | 4th | 9:29.73 |
| 1991 | Claire Forbes | 1500m | 15th Prelim | 4:28.15 |
| | Dana Boone | LJ | 5th | 6.29 |
| | Dana Boone | TJ | 8th | 12.67 |
| | Kelly Bodiford | SP | 14th Prelim | 13.79 |
| | Karen DiDonato | HJ | 20th | 1.80 |
| 1990 | Claire Forbes | 1500m | 9th | 4:18.52 |
| | Dana Boone | LJ | 2nd | 6.29 |
| | Dana Boone | TJ | 23rd Prelim | 12.08 |
| 1989 | Dana Boone | LJ | 16th Prelim | 6.11m |
| | Dana Boone | TJ | 9th | 12.50m |
| | Julia Solo | Jav | 2nd | 55.56m |
| 1988 | Kris Herdt | 5k | 13th | 14:41.9 |
| | Patricia Matara | 5k | 7th | 16:09.02 |
| | Julia Solo | Jav | 8th | 166' 4" |
| 1987 | Sonja L. Fridy | 200m | 10th Prelim | 23.39 |
| | Sonja L. Fridy | 400m | 4th | 52.27 |
| | Michelle Rowan | 1500m | 9th | 4:17.13 |
| | Julia Solo | Jav | 7th | 51.10m |
| | Krist Herdt | 5k | 10th prelim | 15:00.3 |
| 1986 | Phyllis Buber | 1600m Relay | DNF | DNF |
| | Tracey Crockett | 1600m Relay | DNF | DNF |
| | Cathy Fitzpatrick | 1600m Relay | DNF | DNF |
| | Sonja Fridy | 1600m Relay | DNF | DNF |
| | Sonja Fridy | LJ | 15th Prelim | 6.06 |
| | Elizabeth Sheehan | Hep | 11th | 5407 |
| | Julia Solo | Jav | 14th Prelim | 47.76m |
| | Patricia Matara | 10k | 11th | 33:32.44 |
| 1985 | Gail Bryant | 800m | 8th | 2:05.64 |
| | Kim Kelly | 800m | 19th Prelim | 2:08.19 |
| | Sonja Fridy | 4x400m | 17th Prelim | 3:40.18 |
| | Tracey Crockett | 4x400m | 17th Prelim | 3:40.18 |
| | Karen Hatchett | 4x400m | 17th Prelim | 3:40.18 |
| | Gail Bryant | 4x400m | 17th Prelim | 3:40.18 |
| | Beth Sheehan | Hep | 11th | 5254 |
| 1984 | Jeanette Kelly | 800m | 15th Prelim | 2:08.09 |
| | Women's | Mile Relay | DQ | DQ |
| 1983 | Gail Bryant | 4x400m | 9th Prelim | 3:39.17 |
| | Karen Katchett | 4x400m | 9th Prelim | 3:39.17 |
| | Kim Katchett | 4x400m | 9th Prelim | 3:39.17 |
| | Lisa Garrett | 4x400m | 9th Prelim | 3:39.17 |
| | Lisa Garrett | 400m | 17th Prelim | 53.85 |
| | Jeanette Kelly | 800m | 8th | 2:07.56 |
| | Jill Haworth | 1500m | 4th | 4:16.89 |
| | Martha White | 5k | 7th | 16:21.62 |
| | Mary Jean Wright | 5k | 25th Prelim | 17:00.85 |
| | Martha White | 10k | 10k | 34:02.15 |
| | Mary Jean Wright | 10k | 22nd | 35:31.1 |
| | Ann Bair | HJ | 5th | 1.81m |

NCAA OUTDOOR RESULTS

Men

| Year | Athlete | Event | Place | Mark |
|------|---------------------|---------|-------------|------------|
| 2012 | Vincenzo Chiariello | Hammer | 19th | 199'0" |
| | Brett Johnson | 1500m | 17th Semi | 3:44.63 |
| | Sean Keveren | 10000m | 18th | 30:15.40 |
| | Marcus Robinson | TJ | 6th | 54'0" |
| | Lance Roller | 800m | 10th Semi | 1:47.07 |
| | Patrick Todd | 1500m | 23rd Semi | 3:50.58 |
| 2011 | Adams Abdulrazaaq | 110mH | 13th Semi | 13.66 |
| | Robby Andrews | 800m | 1st | 1:44.71 |
| | Andy Fahringer | Jav | 11th Semi | 70.38m |
| | Brett Johnson | 1500m | 8th Semi | 3:47.96 |
| 2010 | Robby Andrews | 800m | 2nd | 1:46.83 |
| | Ryan Collins | 10k | 19th | 29:48.76 |
| | Steve Delice | 400mH | 15th Prelim | 51.24 |
| | Steve Finley | Steeple | 11th | 9:00.61 |
| | Marcus Robinson | TJ | 23rd | 14.81m |
| | Andy Fahringer | Jav | 18th | 63.80m |
| | Lance Roller | 800m | 6th | 1:47.64 |
| 2009 | Lance Roller | 800m | 14th Semi | 1:48.31 |
| | Andrew Jesien | 1500m | 20th Prelim | 3:47.25 |
| | Yemi Ayeni | Discus | 4th | 58.25m |
| 2008 | Andrew Jesien | 1500m | 13th | 3:45.30 |
| | Yemi Ayeni | Discus | 2nd | 59.5m |
| 2007 | Andrew Dumm | 10k | 19th | 29:52.90 |
| | Jan Foerster | Steeple | 6th | 8:34.78 |
| | Yemi Ayeni | Discus | 7th | 59.67m |
| 2006 | Andy Biladeau | 5000m | 21st Prelim | 14:20.64 |
| | Jan Foerster | Steeple | 23rd Prelim | 9:07.97 |
| | Soeren Lindner | Steeple | 26th Prelim | 9:26.76 |
| 2005 | Inge Jorgensen | Jav | 3rd | 165' 2" |
| | McGavock Dunbar | 800m | 19th Prelim | 1:49.50 |
| | Kellen Blassingame | 400m | 13th Semi | 46.50 |
| | David Sullivan | PV | 14th Prelim | 5.00m |
| 2004 | Inge Jorgensen | Jav | 8th | 49.23m |
| | Kellen Blassingame | 400m | 13th Prelim | 46.45m |
| 2002 | John Welch | Jav | 7th | 71.46m |
| 2001 | Inge Jorgensen | Jav | 4th | 51.21m |
| | Brian Kollar | Jav | 6th | 68.69m |
| | John Welch | Jav | 7th | 68.33m |
| 2000 | Brian Kollar | Jav | 2nd | 72.20m |
| | Inge Jorgensen | Jav | 19th Semi | 42.58m |
| 1999 | Ray Weeden | 1500m | 19th Prelim | 14:00.16 |
| 1995 | Gerald Howard | 200m | 15th Semi | 21.72 |
| | Ben Sarpong | 200m | 24th Prelim | 21.52 |
| 1994 | Robert Cook | Steeple | 8th | 8:53.53 |
| 1993 | Robert Cook | Steeple | 28th Prelim | 9:07.95 |
| 1992 | Steve Dunphy | Dec | 5th | 7920 |
| 1991 | Ben Kurgat | 800m | 14th Prelim | 1:50.74 |
| | Steve Dunphy | Dec | 9th | 7450 |
| | Steven Kiessling | Jav | 11th Semi | 67.84 |
| 1990 | Herman Moore | HJ | NH | NH |
| 1989 | Paul Ereng | 800m | 1st | 1:47.50 |
| 1988 | Paul Ereng | 800m | 1st | 1:46.76 |
| 1985 | John Hinton | 1500m | 9th | 3:44.02 |
| | Jim Hays | 5k | 7th | 14:09.28 |
| | Bruce Berry | 400mH | 24th Prelim | 52.02 |
| 1984 | Ray Brown | 800m | 7th | 1:49.25 |
| | Barry Word | 110mHH | 21st Prelim | 13.97 |
| | Robert Archer | 400mHH | 21st Prelim | 52.30 |
| 1983 | Raymond Brown | 800m | 16th Prelim | 1:48.41 |
| | John Hinton | 1500m | 3rd | 3:41.08 |
| | Vincent Draddy | 1500m | DQ | DQ |
| 1982 | Ray Brown | 800m | 3rd | 1:48.46 |
| 1981 | Michael Cotton | 10k | 6th | 29:19.48 |
| | William Pirtle | Dec | 6th | 7569 |
| 1980 | John Bryan | Dec | 12th | 7259 |
| | Michael Cotton | Steeple | DNF | DNF |
| | Greg Canty | 800m | 12th Semi | 1:48.44 |
| | Carl Scott | 400mH | DQ | DQ |
| 1979 | Karl Williams | 400mH | 6th | 50.51 |
| | James Bruce | 4x400m | 15th Prelim | 3:11.51 |
| | Kevin Williams | 4x400m | 15th Prelim | 3:11.51 |
| | Parke Muth | 4x400m | 15th Prelim | 3:11.51 |
| | Phil Vincenzes | Discus | 21st Prelim | 54.42m |
| | Greg Canty | 800m | 10th prelim | 1:49.87 |
| 1978 | Karl Williams | 400mH | 25th Prelim | 52.48 |
| 1977 | Karl Williams | 400mH | 18th prelim | 52.32 |
| 1976 | Keith Witherspoon | TJ | 10th Semi | 15.42 |
| 1975 | Keith Witherspoon | TJ | 8th | 51' 10.25" |
| 1972 | Keith Witherspoon | TJ | 5th | 51' 9.5" |
| 1968 | Michael Harvey | LJ | 19th Prelim | 23' 5" |
| 1967 | Tom Harvey | LJ | 4th prelim | 24' 2" |
| 1958 | Henry Davenport | PV | Scratched | Scratched |
| 1943 | Tom Todd | 120HH | 6th | |
| 1940 | Frank Fuller | 120HH | 4th | |
| 1934 | Grover Everett | 220LH | DNQ | |

ACC CHAMPIONS & AWARDS

Indoor Women

| Year | Name | Event |
|------|-------------------|--------------|
| 1987 | Sonya Fridy | 60y |
| | Michelle Rowen | Mile |
| | Virginia | Mile Relay |
| | LaTanya Wynn | TJ |
| 1988 | Robin Landes | HJ |
| | LaTanya Wynn | TJ |
| 1989 | Dana Boone | LJ |
| 1990 | Claire Forbes | Mile |
| | Claire Forbes | 3000m |
| 1991 | Kelly Bodiford | SP |
| 1992 | Claire Forbes | 3000m |
| | Virginia | 2-Mile Relay |
| 1993 | Sherry Gould | HJ |
| 1994 | Sherry Gould | HJ |
| 1995 | Rebecca Grube | LJ |
| 1996 | Lauren Connolly | WT |
| 1997 | Virginia | DMR |
| 2001 | Naccolle Guinn | TJ |
| 2003 | Kiamesha Otey | LJ |
| 2010 | Maureen Laffan | SP |
| | Virginia | DMR |
| 2011 | Virginia | DMR |
| 2012 | Pearl Bickersteth | HJ |

Outdoor Women

| Year | Name | Event |
|------|----------------|----------------|
| 1983 | Ann Bair | Hep |
| | Ann Bair | HJ |
| | Lisa Garrett | 200m |
| | Lisa Garrett | 400m |
| | Kim Hatchett | 100mH |
| | Kim Hatchett | 400mH |
| | Virginia | 4x400m |
| 1984 | Gail Bryant | 400 mH |
| | Sonya Fridy | 100 Meter Dash |
| | Sonya Fridy | 200 Meter Dash |
| | Michee Johnson | TJ |
| | Patty Matava | 5K Run |
| | Virginia | 4x100m |
| | Virginia | 4x400m |
| 1985 | Gail Bryant | 400m |
| | Gail Bryant | 400mH |
| | Sonya Fridy | LJ |
| | Michee Johnson | TJ |
| | Vanya Lewis | Discus |
| | Virginia | 4x100m |
| | Virginia | 4x400m |
| | Nevada Tinsley | 100m |
| | Kelly Warner | Javelin |
| 1986 | Phyllis Buber | 800m |
| | Kim Duke | 400mH |
| | Sonya Fridy | LJ |
| | Sonya Fridy | 100m |
| | Sonya Fridy | 200m |
| | Lisa Jeter | Discus |
| | Lisa Jeter | SP |
| | Michee Johnson | TJ |
| | Beth Sheehan | Hep |
| | Julia Solo | Javelin |
| | Virginia | 4x100m |
| | Virginia | 4x400m |
| 1987 | Sonya Fridy | LJ |

| | | |
|------|------------------|---------|
| | Sonya Fridy | 100m |
| | Sonya Fridy | 200m |
| | Lisa Jeter | SP |
| | Patty Matava | 5000m |
| | Julia Solo | Javelin |
| | Virginia | 4x100m |
| 1988 | Dana Boone | LJ |
| | Dana Boone | TJ |
| | Julia Solo | Javelin |
| | Virginia | 4x100m |
| 1989 | Julia Solo | Javelin |
| | Suzanne Sweeney | Hep |
| 1990 | Dana Boone | LJ |
| | Claire Forbes | 1500m |
| | Claire Forbes | 5000m |
| 1991 | Kelly Bodiford | SP |
| | Dana Boone | LJ |
| | Dana Boone | TJ |
| | Claire Forbes | 1500m |
| | Claire Forbes | 5000m |
| 1992 | Claire Forbes | 5000m |
| | Beni Gras | 10000m |
| 1993 | Kelly Bodiford | Discus |
| | Sherry Gould | Hep |
| 1994 | Rebecca Grube | Hep |
| 1995 | Amy Brown | Discus |
| | Louren Connolly | Hammer |
| | Virginia | 4x100m |
| 1996 | Amy Brown | Discus |
| | Ann Crouse | Javelin |
| | Angela Lee | 400mH |
| | Sharon Servidio | 10000m |
| 1997 | Amy Brown | Discus |
| | Ann Crouse | Javelin |
| | Angela Lee | 400mH |
| 1998 | Angela Lee | 400mH |
| 1999 | Ann Crouse | Javelin |
| | Angela Lee | 400mH |
| 2000 | Inge Jorgenson | Javelin |
| 2001 | Dana Coons | 10000m |
| | Inge Jorgenson | Javelin |
| 2002 | Eliese Mitchell | Discus |
| | Kiamesha Otey | LJ |
| 2003 | Anne Bobiak | Javelin |
| | Dawn Cleary | 3000mSC |
| | Carrielle Doe | 400m |
| | Jane Maxwell | 10000m |
| 2004 | Inge Jorgenson | Javelin |
| 2005 | Billie-Jo Grant | Discus |
| | Inge Jorgenson | Javelin |
| 2008 | Meghan Briggs | Javelin |
| | Stephanie Garcia | 3000mSC |
| 2009 | Meghan Briggs | Javelin |
| 2010 | Meghan Briggs | Javelin |
| 2011 | Stephanie Garcia | 3000mSC |
| 2012 | Catherine White | 10000m |
| | Erin Wykoff | Discus |

Indoor Men

| Year | Name | Event |
|------|-------------------|--------------|
| 1954 | Ray Quillen | HJ |
| 1957 | Henry Davenport | PV |
| 1958 | Henry Davenport | PV |
| | Clarence Roberts | PV |
| 1968 | Mike Harvey | LJ |
| 1970 | Jim Shannon | LJ |
| 1972 | Kent Merritt | 60y |
| | Virginia | Mile Relay |
| 1973 | Kent Merritt | 60y |
| 1975 | Keith Witherspoon | TJ |
| 1976 | Keith Witherspoon | TJ |
| 1977 | Greg Canty | 1000y |
| 1978 | Greg Canty | 1000y |
| | Virginia | 2-Mile Relay |
| 1979 | Greg Canty | 1000y |
| | Virginia | 2-Mile Relay |
| 1980 | Greg Canty | 1000y |
| 1988 | Herman Moore | HJ |
| 1989 | Paul Ereng | 800m |
| | Ben Kurgat | 800m |
| 1990 | Herman Moore | HJ |
| 1991 | Cornell Grayson | TJ |
| | Ben Kurgat | 800m |
| | Thom McKinney | SP |
| 1992 | Ben Kurgat | 800m |
| 1993 | Michael Murphy | WT |
| 1994 | Rob Cook | 3000m |
| 2005 | McGavock Dunbar | 800m |
| 2008 | Virginia | DMR |
| 2009 | Ryan Collins | 5000m |
| 2010 | Robby Andrews | 800m |
| | Ryan Collins | 5000m |
| 2011 | Ryan Collins | 5000m |
| | Anthony Kostelac | 800m |
| | Marcus Robinson | TJ |
| 2012 | Mark Amirault | 5000m |
| | Marcus Robinson | TJ |

Outdoor Men

| Year | Name | Event |
|------|-------------------|-----------|
| 1954 | George Gratten | 220yH |
| 1957 | Pat Whtaker | PV |
| 1958 | Henry Davenport | PV |
| | Clarence Roberts | PV |
| | Pat Whtaker | PV |
| 1961 | Gil Faccio | 440y |
| 1969 | Mike Harvey | TJ |
| 1971 | Kent Merritt | 100y |
| | Jim Shannon | LJ |
| 1972 | Kent Merritt | 100y |
| | Kent Merritt | 220y |
| | Virginia | 4x400m |
| | Kent Merritt | Performer |
| 1973 | Kent Merritt | 100y |
| 1975 | Keith Witherspoon | TJ |
| 1976 | Keith Witherspoon | TJ |
| 1977 | Karl Williams | 400mH |
| 1978 | Greg Canty | 800m |
| 1979 | John Bryan | Dec |
| | Greg Canty | 800m |
| | Mike Cotton | 3000mSC |
| 1980 | Greg Canty | 800m |

| | | |
|------|--------------------|-----------------|
| | Will Pirtle | Dec |
| 1981 | Mike Cotton | 10000m |
| | Vince Draddy | 1500m |
| | Mike Cotton | Performer |
| 1982 | Greg Byers | HJ |
| | Virginia | 4x400m |
| 1983 | Ray Brown | 800m |
| | John Hinton | 1500m |
| 1984 | Ray Brown | 800m |
| | John Hinton | 3000mSC |
| | Bruce Randolph | LJ |
| | Virginia | 4x100m |
| | Dennis Craddock | 1984 |
| 1985 | John Hinton | 800m |
| | Kevin Latham | Discus |
| 1988 | Paul Ereng | 800m |
| 1989 | Paul Ereng | 800m |
| 1990 | Chike Chukwulozie | TJ |
| | Steve Kiessling | Javelin |
| | Ben Kurgat | 800m |
| | Herman Moore | HJ |
| 1991 | Stephen Dunphy | Dec |
| | Cornell Grayson | TJ |
| | Steve Kiessling | Javelin |
| | Michael Theuerkauf | SP |
| 1992 | Stephen Dunphy | Dec |
| 1993 | Rob Cook | 3000mSC |
| 1994 | Rob Cook | 3000mSC |
| | Rob Cook | 5000m |
| | Steven Dunphy | Dec |
| | Mark Hammons | 10000m |
| | Rob Cook | Performer |
| 1995 | John Anderson | Dec |
| 1997 | Larry Wilson | Discus |
| 1998 | Larry Wilson | Discus |
| 1999 | John Welch | Javelin |
| | Larry Wilson | Discus |
| 2000 | Brian Kollar | Javelin |
| 2001 | Brian Kollar | Javelin |
| | Randy Bungard | Coach |
| 2002 | John Welch | Javelin |
| 2003 | Brian Kollar | Javelin |
| | McGavock Dunbar | 800m |
| 2004 | Will Christian | 5000m |
| 2006 | Andrew Dumm | 5000m |
| | Ryan Foster | 10000m |
| 2007 | Yemi Ayeni | Discus |
| | Jan Foerster | 5000m |
| 2008 | Yemi Ayeni | Discus |
| | Andrew Jesien | 1500m |
| | David Lewis | Dec |
| 2009 | Adam Abdulrazaaq | 110mH |
| | Yemi Ayeni | Discus |
| | Jason Vigilante | Coach |
| 2010 | Lance Roller | 800m |
| | Sintayehu Taye | 1500m |
| | Robby Andrews | Track Perf |
| | Robby Andrews | Freshman |
| 2011 | Anthony Kostelac | 800m |
| 2012 | Lance Roller | 800m |
| | Virginia | 4x400m |
| | Marcus Robinson | TJ |
| | Nick Vena | SP |
| | Nick Vena | Discus |
| | Nick Vena | Field Performer |

ALL-ACC TEAMS

Women's Teams

Indoor

1987 Sandra Schuler
Latanya Wynn
Michele Johnson
Cathron Birge
Sonja Fridy
Cherlene Hinton
Michelle Rowen
Julie Sandy
1988 Latanya Wynn
Charlene Hinton
Robin Landes
1989 Dana Boone
1990 Dana Boone
Claire Forbes
1991 Kelly Bodiford
Claire Forbes
1992 Jen Garvin
Claire Forbes
Michelle Samuels
Lara Drauglis
Kim Liggins
1993 Sherry Gould
1994 Rebecca Grube
Michelle Samuels
Pam Lemons
Bernarda Gras
Sherry Gould
Mia Richardson
1995 Rebecca Grube
Nicole Kimbrough
1996 Lauren Connolly
Ann Crouse
1997 Tracey Freyre
Astrid Gotthard
Talitha Green
Jen Gruia
Nicole Kimbrough
1999 Ann Crouse
Jennifer Owens
2000 Jeanna Composti
Eliese Mitchell
Kimesha Otey
2001 Naccolle Guinn
Eliese Mitchell
Kiamasha Otey
2002 Carielle Doe
Kim Turko
Kiamasha Otey
Naccolle Guinn
2003 Ellen Dwyer
Eliese Mitchell
Kiamasha Otey
2004 Rachel Marks
Meggie Shuelke
2008 Kathleen Darraugh
Emily Harrison
Kara Scanlin
2010 Rosemary Barber
Lyndsay Harper
Maureen Laffan
Tasia Potasinski
Chidi Uche
2011 Vanessa Fabrizio
Stephanie Garcia
Morgane Gay
Lyndsay Harper
2012 Pearl Bickersteth
Anna Corrigan
Morgane Gay
Dallas Rose

Outdoor

1986 Beth Sheehan
Phyllis Buber
Kim Duke
Tracy Crockett
Julia Solo
Shelly McBride
Michele Johnson
Lisa Jeter
Charlene Hinton
Sonja Fridy
Patty Matava
Cathy Fitzpatrick
1987 Julia Solo
Michelle Rowen
Julia Sandy
Lisa Jeter
Kim Duke
Phyllis Buber
Patty Matava
Sonja Fridy
Charlene Hinton
1988 Latanya Wynn
Dana Boone
Suzanne Sweeney
Leslie Stiff
Charlene Hinton
Julia Solo
1989 Dana Boone
Julia Sandy
Julia Solo
Suzanne Sweeney
1990 Cathron Birge
Kelly Bodiford
Claire Forbes
Dana Boone
Suzanne Sweeney
Julia Sandy
1991 Angela Griffith
Dana Boone
Claire Forbes
Kelly Bodiford
1992 Claire Forbes
Beni Gras
Sharon Servidio
1993 Kelly Bodiford
Sherry Gould
Kendra Hickman
1994 Nicole Kimbrough
Rebecca Grube
Sharon Servidio
1995 Valentia Alleyne
Amy Brown
Ann Crouse
Christie Edmundson
Nicole Kimbrough
Leslie Satchell
1996 Amy Brown
Lauren Connolly
Ann Crouse
Linda Denny
Angie Lee
Sharon Servidio
Catrina Bindel
Cindy Moreshead
Nicole Stevenson
1997 Amy Brown
Ann Crouse
Angela Lee
1998 Angela Lee
Dana Thul
1999 Amy Brown
Ann Crouse
Angela Lee
Kelly Miller
2000 Curtrell Frye
Inge Jorgensen
Elise Mitchell
Hillary Wilson

2001 Dana Coons
Naccolle Guinn
Inge Jorgensen
Eliese Mitchell
2002 Annie Bobiak
Dawn Cleary
Curtrell Frye
Ingrid Marable
Kiamasha Otey
2003 Anne Bobiak
Dawn Cleary
Carielle Doe
Sarah Folse
Jane Maxwell
Eliese Mitchell
Kiamasha Otey
Natalie Randolph
2004 Inge Jorgensen
Meggie Shuelke
2005 Annie Bobiak
Erin Crawford
Billie-Jo Grant
Inge Jorgensen
2006 Erin Crawford
Billie-Jo Grant
2007 Amy Bilmanis
Meghan Briggs
Erin Crawford
Billie-Jo Grant
2008 Janne'a Bridgeford
Meghan Briggs
Stephanie Garcia
Billie-Jo Grant
Emily Harrison
2009 Meghan Briggs
Morgane Gay
Billie-Jo Grant
Tara Karin
Caitlin Kelly
2010 Meghan Briggs
Emily Vannoy
2011 Stephanie Garcia
Morgane Gay
Tara Karin
Maureen Laffan
2012 Pearl Bickersteth
Morgane Gay
Tara Karin
Maureen Laffan
Jordan Lavender
Catherine White
Erin Wykoff

Indoor

1987 David Hood
Kris Herdt
1988 Herman Moore
1989 Ben Kurgat
Paul Ereng
1990 Thom McKinney
Brian Shafer
Herman Moore
1991 Thom McKinney
Ben Kurgat
1992 Ben Kurgat
1993 Mike Murphy
1994 Rob Cook
Mark Hammons
2001 Shay Clark
Stephen Gross
Bob Thiele
2002 Jarrett Hagwood
2003 David Sullivan
2004 McGavock Dunbar
2005 McGavock Dunbar
David Sullivan
2006 Kellen Blassingame
Alex Tatu
Kevin McHale
2007 Alex Tatu
Jordan Orr
Jan Foerster
2008 Yemi Ayeni
Andy Biladeau
Ryan Foster
Andrew Jesien
Brian Lee
Jordan Orr
Alex Tatu
2009 Adams Abdulrazaaq
Yara Karin
Kevin Anding
Alex Bowman
Ryan Collins
Emil Heineking
Brian Lee
Andrew Lobb
Greg Nelson
Meikle Paschal
Lance Roller
Sintayehu Taye
Kevin Tschirhart
2010 Adams Abdulrazaaq
Kevin Anding
Robby Andrews
Alex Bowman
Ryan Collins
Marcus Robinson
Lance Roller
Sintayehu Taye
2011 Adams Abdulrazaaq
Kevin Anding
Ryan Collins
Brett Johnson
Anthony Kostelac
Marcus Robinson
2012 Mark Amirault
Kevin Anding
Chris Foley
Thomas Porter
Marcus Robinson
Nick Vena

Men's Teams

Outdoor

1988 Ben Kurgat
Paul Ereng
1989 Paul Ereng
Herman Moore
Peter Sheehan
1990 Steve Kiessling
Chike Chukwulozie
Brian Shafer
Herman Moore
Ben Kurgat
1991 Eric Sorense
Michael Theuerkauf
Stephen Dunphy
Steve Kiessling
Peter Sheeha
Ben Kurgat
Cornell Grayson
Michael Murphy
Mike Guegan
1992 Steve Dunphy
Steve Kiessling
1993 Rob Cook
Gerald Howard
1994 Mark Hammons
Steve Dunphy
Rob Cook
1995 John Anderson
1996 Sean Sullivan
1997 Matt Illian
Larry Wilson
1998 Larry Wilson
1999 Brian Kollar
Raymond Weeden
John Welch
Larry Wilson
2000 Bill Johnson
Brian Kollar
2001 Tim Bilmanis
Bill Johnson
Brian Kollar
James Murdock
Matt Ruhl
Bob Thiele
John Welch
2002 Jarrett Hagwood
Mike Riso
John Welch
Ted DeVos
2003 McGavock Dunbar
Andy Filacheck
Brian Kollar
2004 Kellen Blassingame
Will Christian
McGavock Dunbar
David Sullivan
2005 Kellen Blassingame
McGavock Dunbar
Ryan Foster
Soeren Lindner
David Sullivan
Alex Tatu
2006 Andy Biladeau
Andrew Dumm
Ryan Foster
Soeren Lindner
Kevin McHale
2007 Yemi Ayeni
Andrew Dumm
Jan Foerster
Kevin McHale
2008 Yemi Ayeni
Andrew Jesien
David Lewis
Andrew Lobb
Meikle Paschal

2009 Adams Abdulrazaaq
Kevin Anding
Yemi Ayeni
Ryan Collins
Steve Finley
Emil Heineking
Andrew Jesien
Andrew Lobb
Meikle Paschal
Marcus Robinson
Lance Roller
2010 Adams Abdulrazaaq
Kevin Anding
Robby Andrews
Alex Bowman
Ryan Collins
Steve Delice
Andy Fahringer
Steve Finley
Trey Miller
Marcus Robinson
Lance Roller
Sintayehu Taye
2011 Adams Abdulrazaaq
Robby Andrews
Anthony Kostelac
Andrew Mearns
Lance Roller
2012 Kevin Anding
Ozzie Bryan
Vincenzo Chiariello
Andy Fahringer
Payton Hazzard
Sean Keveren
Marcus Robinson
Lance Roller
Nick Vena

WOMEN'S ACC INDOOR HISTORY

| | | | | | | Quick UVA Results | | |
|--------------------------|----------------------------|----------------------------|----------------------------|---------------------------|--|--------------------------|-------|-----|
| | | | | | | Year | Place | Pts |
| 1987 | 1993 | 1999 | 2005 | 2010 | | | | |
| Virginia 132 | North Carolina 142 | North Carolina 121 | Miami 138 | Clemson 145.5 | | 1987..... 1st 132 | | |
| North Carolina 85 | Clemson 136.5 | Clemson 100 | North Carolina 100 | Florida State 93 | | 1988..... 2nd 69 | | |
| Maryland 57 | Florida State 77 | Georgia Tech 91 | Georgia Tech 98 | Virginia Tech 74 | | 1989..... 3rd 55 | | |
| Georgia Tech 35 | Virginia 51.5 | Florida State 72.33 | Duke 65 | Duke 60 | | 1990..... 3rd 54 | | |
| NC State 22 | Georgia Tech 48 | Maryland 71 | Clemson 55.5 | Miami 56 | | 1991..... 3rd 74 | | |
| Clemson 22 | Wake Forest 44 | Virginia 59 | Florida State 52 | NC State 40 | | 1992..... 3rd 71 | | |
| Wake Forest 10 | NC State 25 | NC State 50.33 | Wake Forest 38 | North Carolina 37.5 | | 1993..... 4th 51.5 | | |
| Duke 8 | Maryland 19 | Wake Forest 47.33 | NC State 37 | Boston College 36 | | 1994..... 2nd 112 | | |
| | Duke 3 | Duke 11 | Virginia Tech 36.5 | Georgia Tech 36 | | 1995..... 3rd 75 | | |
| 1988 | 1994 | 2000 | Maryland 32 | Wake Forest 32 | | 1996..... 5th 63 | | |
| North Carolina 172 | North Carolina 152 | North Carolina 158 | Virginia 11 | Maryland 11 | | 1997..... 4th 62 | | |
| Virginia 69 | Virginia 112 | Florida State 128 | | | | 1998..... 7th 44 | | |
| Maryland 58 | Clemson 92.5 | Maryland 71 | 2006 | | | 1999..... 6th 59 | | |
| Clemson 36 | Florida State 76.5 | Georgia Tech 61 | Miami 117 | | | 2000..... 5th 52 | | |
| Georgia Tech 29 | Georgia Tech 57 | Virginia 52 | North Carolina 96 | | | 2001..... 4th 80 | | |
| Wake Forest 20 | Wake Forest 37 | NC State 51 | Florida State 81 | | | 2002..... 5th 63 | | |
| NC State 14 | Duke 8 | Wake Forest 44 | Virginia Tech 70 | | | 2003..... 4th 74.5 | | |
| Duke 3 | Maryland 8 | Clemson 34 | Georgia Tech 67.5 | | | 2004..... 9th 26.5 | | |
| | NC State 2 | Duke 24 | NC State 58.83 | | | 2005..... 11th 11 | | |
| 1989 | 1995 | 2001 | Maryland 46.5 | | | 2006..... 9th 39.5 | | |
| North Carolina 143 | North Carolina 192 | North Carolina 144 | Duke 43 | | | 2007..... 8th 34 | | |
| Clemson 83 | Clemson 88 | Clemson 98 | Virginia 39.5 | | | 2008..... 5th 57 | | |
| Virginia 55 | Virginia 75 | Georgia Tech 83.5 | Wake Forest 18 | | | 2009..... 8th 29 | | |
| NC State 50 | Georgia Tech 65 | Virginia 80 | Clemson 15 | | | 2010..... 10th 33 | | |
| Georgia Tech 49 | Wake Forest 48 | Wake Forest 63.5 | Boston College 10.66 | | | 2011..... 16th 45 | | |
| Maryland 38 | Florida State 41 | Maryland 58 | | | | 2012..... 4th 59 | | |
| Wake Forest 12 | Maryland 22 | Florida State 47 | 2007 | | | | | |
| Duke 4 | NC State 9 | Duke 36 | Virginia Tech 136 | | | | | |
| | Duke 6 | NC State 12 | Miami 99 | | | | | |
| 1990 | 1996 | 2002 | North Carolina 75.5 | | | | | |
| North Carolina 177 | North Carolina 192 | Georgia Tech 122 | Florida State 65.5 | | | | | |
| Clemson 92 | Clemson 102.5 | North Carolina 113 | Clemson 59.33 | | | | | |
| Virginia 54 | Florida State 73 | NC State 78.5 | Duke 56.50 | | | | | |
| Georgia Tech 41 | NC State 67 | Clemson 73 | Georgia Tech 49 | | | | | |
| Maryland 25 | Virginia 63 | Virginia 63 | Virginia 34 | | | | | |
| NC State 22 | Georgia Tech 38 | Florida State 63 | Boston College 32.5 | | | | | |
| Wake Forest 15 | Maryland 25 | Maryland 62 | Wake Forest 20 | | | | | |
| Duke 7 | Duke 12.5 | Wake Forest 36.5 | NC State 19.66 | | | | | |
| | Wake Forest 6 | Duke 13 | Maryland 16 | | | | | |
| 1991 | 1997 | 2003 | 2008 | | | | | |
| North Carolina 150 | North Carolina 163.0 | North Carolina 129.5 | Virginia Tech 138 | | | | | |
| Clemson 120 | Florida State 103.0 | Georgia Tech 110.5 | North Carolina 88.5 | | | | | |
| Virginia 74 | Clemson 99.0 | Florida State 85 | Florida State 88.5 | | | | | |
| NC State 26 | Virginia 62.0 | Virginia 74.5 | Miami 75 | | | | | |
| Georgia Tech 22 | Maryland 53.0 | NC State 66 | Virginia 57 | | | | | |
| Wake Forest 15 | NC State 43.0 | Wake Forest 53 | Boston College 6 | | | | | |
| Maryland 14 | Georgia Tech 38.0 | Duke 40.5 | NC State 43 | | | | | |
| Duke 2 | Duke 23.0 | Maryland 37 | Clemson 32 | | | | | |
| | 1998 | 2004 | Georgia Tech 30 | | | | | |
| 1992 | North Carolina 184 | North Carolina 124.5 | Wake Forest 29 | | | | | |
| Clemson 107 | Clemson 131 | Georgia Tech 109 | Duke 18 | | | | | |
| North Carolina 95 | Georgia Tech 61 | Clemson 97 | Maryland 16 | | | | | |
| Virginia 71 | Florida State 56 | NC State 91.5 | | | | | | |
| Georgia Tech 57 | NC State 52 | Florida State 78 | 2009 | | | | | |
| Florida State 52 | Maryland 47 | Maryland 50.5 | Florida State 132 | | | | | |
| NC State 33 | Virginia 44 | Wake Forest 48.5 | North Carolina 104 | | | | | |
| Maryland 12 | Duke 27 | Duke 36.5 | Clemson 85 | | | | | |
| Wake Forest 7 | Wake Forest 21 | Virginia 26.5 | Virginia Tech 83.3 | | | | | |
| Duke 0 | | | Miami 61 | | | | | |
| | | | NC State 47 | | | | | |
| | | | Georgia Tech 37.3 | | | | | |
| | | | Virginia 29 | | | | | |
| | | | Duke 26.3 | | | | | |
| | | | Wake Forest 24 | | | | | |
| | | | Boston College 23 | | | | | |
| | | | Maryland 10 | | | | | |

WOMEN'S ACC OUTDOOR HISTORY

| | | | | | |
|----------------------------|----------------------------|----------------------------|----------------------------|----------------------------|---------------------------------|
| 1983 | 1990 | 1996 | 2002 | 2007 | 2012 |
| Virginia 196 | North Carolina 217 | North Carolina 186 | North Carolina 176.50 | Virginia Tech 144.50 | Clemson 185 |
| Maryland 122 | Virginia 142 | Florida State 148 | Florida State 128 | Miami 113 | Virginia 100 |
| North Carolina 78 | Clemson 135 | Virginia 132 | Georgia Tech 127 | Florida State~ 101 | Florida State 75 |
| NC State 76 | Georgia Tech 42 | Clemson 112 | NC State 99.50 | Georgia Tech 82 | Virginia Tech 74 |
| Clemson 47 | NC State 22 | Wake Forest 58 | Clemson 99 | North Carolina 77 | Duke 74 |
| Wake Forest 1 | Duke 14 | NC State 45 | Virginia 92 | Virginai 69 | North Carolina 69 |
| | Maryland 10 | Georgia Tech 44 | Maryland 49 | Wake Forest 54 | Miami 61 |
| | Wake Forest 7 | Duke 29 | Wake Forest 29 | Clemson 47.50 | NC State 58 |
| | | Maryland 24 | Duke 18 | Duke 45 | Maryland 49 |
| 1984 | 1991 | 1997 | 2003 | | |
| Virginia 219 | Clemson 178 | North Carolina 199 | North Carolina 238 | 2008 | Quick UVA Results |
| North Carolina 170.50 | North Carolina 175 | Florida State 134.50 | Florida State 157 | Virginia Tech 172 | Year..... Place..... Pts |
| Maryland 113 | Virginia 125 | Clemson 110 | Virginia 138 | Miami 127 | 1983..... 1st 196 |
| Clemson 32 | Georgia Tech 44 | Virginia 90.50 | Clemson 73 | North Carolina 115 | 1984..... 1st 219 |
| NC State 25.50 | NC State 30 | NC State 76 | Georgia Tech 64 | Florida State 105.50 | 1985..... 1st 226 |
| Wake Forest 20 | Maryland 28 | Georgia Tech 69 | NC State 51 | Virginia 92 | 1986..... 1st 217 |
| | Wake Forest 7 | Maryland 43 | Wake Forest 43 | Georgia Tech 40 | 1987..... 1st 185 |
| 1985 | Duke 2 | Wake Forest 34 | Duke 33 | Clemson 39.50 | 1988..... 2nd 107 |
| Virginia 226 | 1992 | Duke 11 | Maryland 21 | Boston College 39 | 1989..... 2nd 116 |
| NC State 127 | North Carolina 171 | | | Maryland 28 | 1990..... 2nd 142 |
| Maryland 114 | Clemson 164 | 1998 | 2004 | Wake Forest 28 | 1991..... 3rd 125 |
| North Carolina 69 | Virginia 146 | North Carolina 187 | North Carolina 186.50 | NC State 21 | 1992..... 3rd 146 |
| Duke 29 | Florida State 95 | Clemson 148 | Georgia Tech 146 | Duke 11 | 1993..... 3rd 122 |
| Clemson 13 | Georgia Tech 75 | Florida State 97.50 | Florida State 130 | | 1994..... 2nd 136 |
| Wake Forest 4 | Wake Forest 40 | Georgia Tech 97 | NC State 89 | | 1995..... 2nd 118 |
| | Maryland 28 | NC State 78 | Wake Forest 70 | 2009 | 1996..... 3rd 132 |
| 1986 | NC State 15 | Wake Forest 59 | Clemson 69 | Florida State 160 | 1997..... 4th 90.5 |
| Virginia 217 | Duke 5 | Virginia 54.50 | Virginia 51.50 | Virginia Tech 127 | 1998..... 7th 54.5 |
| NC State 152 | 1993 | Maryland 53 | Duke 46 | North Carolina 123 | 1999..... 4th 111.5 |
| North Carolina 96 | North Carolina 198 | Duke 41 | Maryland 28 | Virginai 74 | 2000..... 4th 86 |
| Maryland 38 | Clemson 127 | | | Miami 69 | 2001..... 4th 109 |
| Clemson 35 | Virginia 122 | 1999 | 2005 | Georgia Tech 55.50 | 2002..... 6th 92 |
| Georgia Tech 28 | Florida State 110.50 | Clemson 142.50 | Miami 142 | NC State 52.50 | 2003..... 3rd 138 |
| Duke 18 | Wake Forest 92 | Florida State 126.50 | North Carolina 122 | Clemson 44 | 2004..... 7th 51.5 |
| Wake Forest 4 | Georgia Tech 47.50 | North Carolina 114 | Georgia Tech 112 | Wake Forest 35 | 2005..... 7th 59 |
| | Maryland 18 | Maryland 95 | Florida State 82 | Maryland 35 | 2006..... 6th 56.5 |
| 1987 | NC State 13 | Georgia Tech 85 | NC State 67 | Duke 33 | 2007..... 6th 69 |
| Virginia 185 | Duke 8 | Wake Forest 66 | Clemson 62.50 | Boston College 8 | 2008..... 5th 92 |
| North Carolina 145 | 1994 | NC State 58.50 | Virginia 54.50 | | 2009..... 4th 74 |
| Maryland 75 | North Carolina 242 | Duke 17 | Virginia Tech 48.50 | 2010 | 2010..... 8th 43 |
| Georgia Tech 71 | Virginia 136 | | Wake Forest 40 | Clemson 177 | 2011..... 5th 62.5 |
| NC State 56 | Florida State 115 | 2000 | Maryland 28.50 | Florida State 124 | 2012..... 2nd 100 |
| Wake Forest 23 | Clemson 110 | Florida State 192 | | North Carolina 89 | |
| Clemson 21 | Georgia Tech 55 | North Carolina 183 | 2006 | Miami 84 | |
| Duke 9 | Wake Forest 49 | Maryland 86.50 | Miami 154 | Duke 61 | |
| | Maryland 15 | Virginia 86 | Florida State 112 | Virginia Tech 56 | |
| 1988 | NC State 11 | NC State 60.50 | North Carolina 105 | Georgia Tech 54.50 | |
| North Carolina 226 | Duke 8 | Georgia Tech 60 | Georgia Tech 86 | Virginia 43 | |
| Virginia 107 | | Clemson 57 | Virginia Tech 73.50 | Maryland 40 | |
| Georgia Tech 66 | 1995 | Wake Forest 54 | Virginia 56.50 | Wake Forest 31 | |
| Maryland 54 | North Carolina 199 | Duke 39 | Duke 51 | Boston College 31 | |
| Clemson 54 | Virginia 118 | | Maryland 51 | NC State 28.50 | |
| Maryland 54 | Clemson 116 | 2001 | NC State 47 | | |
| NC State 38 | Florida State 104 | North Carolina 181 | Clemson 40 | 2011 | |
| Wake Forest 22 | Wake Forest 87 | Clemson 167 | Wake Forest 24 | Clemson 202 | |
| Duke 16 | Maryland 44 | Florida State 116 | Boston College 19 | Florida State 132.5 | |
| | Georgia Tech 41 | Virginia 109 | | North Carolina 117.5 | |
| 1989 | Duke 13 | Georgia Tech 76 | | Duke 81.5 | |
| North Carolina 193 | NC State 12 | Maryland 66 | | Virginia 62.5 | |
| Virginia 116 | | NC State 40 | | Miami 57 | |
| Clemson 111 | | Wake Forest 34 | | Virginia Tech 53.5 | |
| Georgia Tech 72 | | Duke 30 | | NC State 39.5 | |
| NC State 49 | | | | Maryland 34 | |
| Maryland 23 | | | | Georgia Tech 19 | |
| Wake Forest 14 | | | | Boston College 15 | |
| Duke 10 | | | | Wake Forest 3 | |

MEN'S ACC INDOOR HISTORY

| | | | | | |
|---------------------------|---------------------------|---------------------------|--|--------------------------|---------------------------|
| 1954 | 1961 | 1968 | 1975 | 1988 | 1994 |
| Maryland53.75 | Maryland81.50 | Maryland106 | Maryland104.33 | NC State128 | Florida State133 |
| North Carolina33.75 | North Carolina48.50 | North Carolina32 | North Carolina27 | Georgia Tech107 | Clemson106 |
| Duke32 | Duke20.33 | Duke20 | NC State25.33 | Clemson77 | Georgia Tech94 |
| Virginia5 | Clemson19 | South Carolina12 | Virginia20 | North Carolina63 | North Carolina92 |
| South Carolina4.75 | Virginia13.33 | NC State10 | Duke16 | Maryland44 | NC State66 |
| Clemson75 | South Carolina9 | Virginia8 | Clemson13.33 | Virginia38 | Wake Forest60 |
| | NC State3 | Clemson4 | Wake Forest2 | Wake Forest2 | Virginia44 |
| | Wake Forest0.33 | Wake Forest0 | | Duke1 | Maryland20 |
| 1955 | | | 1976 | | Duke8 |
| North Carolina36 | | | Maryland86.50 | 1989 | |
| Maryland35.50 | 1962 | 1969 | North Carolina42 | Clemson155 | 1995 |
| Duke24 | Maryland61 | Maryland103.50 | NC State40.50 | NC State113 | North Carolina192 |
| South Carolina14 | North Carolina44.40 | North Carolina27.50 | Clemson17.50 | North Carolina60 | Clemson89.5 |
| NC State9 | Clemson28.50 | Duke19 | Virginia17 | Georgia Tech60 | Wake Forest85 |
| Virginia7.50 | Duke22.50 | South Carolina16 | Duke16.50 | Virginia50 | NC State76 |
| Clemson6 | South Carolina17.50 | Clemson13 | Wake Forest3 | Maryland30 | Georgia Tech59 |
| | Virginia13.50 | Virginia11 | | Wake Forest20 | Florida State55.5 |
| | NC State4 | NC State2 | | Duke7 | Virginia32 |
| 1956 | Wake Forest3.50 | Wake Forest0 | | | Duke20 |
| Maryland52.50 | | | 1977 | 1990 | Maryland13 |
| Duke28 | 1963 | 1970 | Maryland77.50 | Clemson150 | 1996 |
| North Carolina26 | Maryland81.50 | Maryland76.50 | North Carolina43.40 | North Carolina96 | North Carolina148.5 |
| NC State15 | North Carolina56 | North Carolina34.50 | NC State38 | NC State77 | NC State147.5 |
| Clemson11 | Duke25.50 | South Carolina24 | Clemson21 | Virginia60 | Clemson117.0 |
| Virginia8 | Clemson22 | Duke21 | Duke19.50 | Georgia Tech58 | Florida State53.5 |
| South Carolina2.50 | South Carolina4 | Clemson18 | Virginia17.50 | Wake Forest30 | Wake Forest49.0 |
| Wake Forest0 | Wake Forest4 | Virginia11 | Wake Forest7 | Duke14 | Georgia Tech41.5 |
| | NC State2 | NC State6 | | Maryland11 | Maryland30.0 |
| 1957 | Virginia0 | Wake Forest1 | 1978 | | Virginia20.0 |
| Maryland61.50 | | | Maryland69 | 1991 | Duke16.0 |
| North Carolina32 | 1964 | 1971 | NC State44 | Clemson111 | 1997 |
| Duke20.50 | Maryland82 | Maryland49.50 | North Carolina38 | NC State107.2 | Clemson155.5 |
| Virginia13 | North Carolina37 | Duke34 | Clemson26 | North Carolina89.6 | North Carolina141.0 |
| Clemson7.50 | South Carolina22 | North Carolina32 | Virginia26 | Virginia70.2 | Georgia Tech75.0 |
| NC State6.50 | Duke17 | South Carolina30 | Duke20 | Georgia Tech68 | NC State69.0 |
| South Carolina2 | Clemson16 | Clemson17.50 | Wake Forest4 | Wake Forest43 | Wake Forest51.0 |
| Wake Forest0 | Wake Forest10 | NC State12 | | Maryland7 | Florida State48.5 |
| | NC State6 | Virginia12 | 1979 | Duke0 | Duke30.0 |
| 1958 | Virginia5 | Wake Forest5 | Maryland77 | 1992 | Virginia29.0 |
| Maryland52.40 | | | North Carolina50 | Clemson136 | Maryland24.0 |
| North Carolina29.50 | 1965 | 1972 | NC State29.50 | North Carolina112 | 1998 |
| Duke18.50 | Maryland91 | Maryland66.50 | Clemson27 | NC State68 | Clemson144.0 |
| South Carolina18.50 | North Carolina18 | North Carolina51.50 | Virginia25.50 | Florida State61 | North Carolina134.5 |
| Clemson9 | Duke15 | Clemson23 | Duke10 | Georgia Tech42 | NC State130.0 |
| Virginia7.80 | South Carolina14 | NC State20 | Wake Forest3 | Wake Forest35 | Florida State73.0 |
| NC State5.40 | NC State12 | Virginia18 | | Maryland9 | Georgia Tech64.0 |
| Wake Forest1.50 | Clemson11 | Duke8 | 1980 | Duke0 | Virginia31.0 |
| | Wake Forest10 | Wake Forest5 | Maryland134 | 1993 | Maryland20.5 |
| 1959 | Virginia9 | | Clemson108 | Clemson156 | Duke19.0 |
| Maryland72.50 | | 1973 | North Carolina62.50 | North Carolina132 | Wake Forest7.0 |
| North Carolina23.50 | 1966 | Maryland81 | NC State60.50 | Florida State83 | 1999 |
| Duke21 | Maryland85 | North Carolina36 | Georgia Tech42.50 | Georgia Tech82 | Clemson162.0 |
| South Carolina10 | North Carolina32.50 | Duke31 | Virginia32 | NC State78 | North Carolina112.5 |
| Clemson9 | NC State16 | Clemson23 | Duke16.50 | Wake Forest45 | NC State108.0 |
| NC State3 | Duke15 | NC State16 | Wake Forest7 | Virginia36 | Florida State80.0 |
| Virginia2 | South Carolina13 | Virginia14 | | Maryland6 | Wake Forest44.5 |
| Wake Forest2 | Clemson8 | Wake Forest7 | No indoor meet held between 1981-1986 | Duke5 | Virginia37.0 |
| | Wake Forest5.50 | | 1987 | | Georgia Tech30.0 |
| 1960 | Virginia4 | 1974 | Clemson103 | | Duke30.0 |
| Maryland82 | | Maryland88.50 | NC State97 | 1994 | Maryland20.0 |
| North Carolina30 | 1967 | North Carolina45.50 | Georgia Tech84 | | |
| Duke28.70 | Maryland79 | NC State29 | North Carolina57 | | |
| South Carolina25.90 | North Carolina34 | Duke21 | Maryland51 | | |
| Clemson10 | Clemson18 | Virginia10 | Virginia31 | | |
| Virginia8.20 | Duke17.50 | Clemson7 | Duke9 | | |
| NC State8.20 | South Carolina14.50 | Wake Forest7 | Wake Forest2 | | |
| Wake Forest0 | NC State13 | | | | |
| | Wake Forest3 | | | | |
| | Virginia1 | | | | |

MEN'S ACC INDOOR HISTORY

2000

| | |
|---------------------|-------|
| Clemson..... | 168.0 |
| North Carolina..... | 89.0 |
| NC State..... | 86.0 |
| Florida State..... | 75.0 |
| Georgia Tech..... | 65.0 |
| Wake Forest..... | 58.0 |
| Duke..... | 40.0 |
| Virginia..... | 31.0 |
| Maryland..... | 11.0 |

2001

| | |
|---------------------|-----|
| Clemson..... | 181 |
| North Carolina..... | 93 |
| Florida State..... | 86 |
| Wake Forest..... | 77 |
| NC State..... | 69 |
| Virginia..... | 68 |
| Duke..... | 22 |
| Georgia Tech..... | 21 |
| Maryland..... | 7 |

2002

| | |
|---------------------|-----|
| Clemson..... | 132 |
| Florida State..... | 95 |
| Georgia Tech..... | 94 |
| NC State..... | 82 |
| North Carolina..... | 77 |
| Wake Forest..... | 60 |
| Duke..... | 32 |
| Virginia..... | 32 |
| Maryland..... | 14 |

2003

| | |
|---------------------|-------|
| Florida State..... | 135.5 |
| Clemson..... | 111.5 |
| Georgia Tech..... | 105.5 |
| North Carolina..... | 99 |
| NC State..... | 84.5 |
| Duke..... | 36 |
| Virginia..... | 28 |
| Wake Forest..... | 19 |
| Maryland..... | 5 |

2004

| | |
|---------------------|-----|
| Florida State..... | 164 |
| Clemson..... | 142 |
| NC State..... | 88 |
| North Carolina..... | 83 |
| Georgia Tech..... | 72 |
| Virginia..... | 35 |
| Duke..... | 27 |
| Maryland..... | 25 |
| Wake Forest..... | 23 |

2005

| | |
|---------------------|-------|
| Florida State..... | 162.5 |
| Clemson..... | 160 |
| North Carolina..... | 65 |
| Virginia..... | 54 |
| Georgia Tech..... | 50 |
| Virginia Tech..... | 43.5 |
| Wake Forest..... | 38 |
| NC State..... | 37 |
| Maryland..... | 27 |
| Duke..... | 16 |
| Miami..... | 10 |

2006

| | |
|---------------------|-------|
| Florida State..... | 160.5 |
| Clemson..... | 95 |
| North Carolina..... | 64 |
| Virginia Tech..... | 60 |
| Wake Forest..... | 56 |
| Virginia..... | 55 |
| NC State..... | 52 |
| Georgia Tech..... | 39 |
| Miami..... | 36 |
| Maryland..... | 29' |
| Duke..... | 8.5 |
| Boston College..... | 7 |

2007

| | |
|---------------------|-------|
| Florida State~..... | 128 |
| Clemson..... | 106.5 |
| NC State..... | 70 |
| Georgia Tech..... | 63 |
| North Carolina..... | 56 |
| Virginia Tech..... | 50.5 |
| Virginia..... | 49 |
| Wake Forest..... | 47 |
| Maryland..... | 37 |
| Miami..... | 29 |
| Duke..... | 19 |
| Boston College..... | 8 |

2008

| | |
|---------------------|-------|
| Florida State..... | 135.5 |
| Georgia Tech..... | 85 |
| Clemson..... | 83 |
| North Carolina..... | 78 |
| Virginia..... | 76.5 |
| NC State..... | 67 |
| Maryland..... | 41 |
| Miami..... | 34 |
| Virginia Tech..... | 30 |
| Wake Forest..... | 24 |
| Duke..... | 7 |
| Boston College..... | 1 |

2009

| | |
|---------------------|------|
| Florida State..... | 125 |
| Virginia Tech..... | 98.5 |
| Virginia..... | 94 |
| North Carolina..... | 61.5 |
| Clemson..... | 57 |
| NC State..... | 49 |
| Wake Forest..... | 46 |
| Georgia Tech..... | 43 |
| Miami..... | 31 |
| Duke..... | 28 |
| Maryland..... | 23 |
| Boston College..... | 3 |

2010

| | |
|---------------------|-------|
| Florida State..... | 107 |
| North Carolina..... | 103.5 |
| Virginia Tech..... | 97 |
| Virginia..... | 77 |
| NC State..... | 63 |
| Clemson..... | 61 |
| Georgia Tech..... | 44 |
| Duke..... | 38.5 |
| Miami..... | 29 |
| Wake Forest..... | 21 |
| Maryland..... | 11 |
| Boston College..... | 10 |

2011

| | |
|---------------------|------|
| Virginia Tech..... | 140 |
| Florida State..... | 98 |
| NC State..... | 83.5 |
| Virginia..... | 77 |
| Clemson..... | 73 |
| North Carolina..... | 67.5 |
| Duke..... | 47 |
| Maryland..... | 22 |
| Wake Forest..... | 20 |
| Miami..... | 17 |
| Georgia Tech..... | 12 |
| Boston College..... | 2 |

2012

| | |
|---------------------|------|
| Florida State..... | 123 |
| Virginia Tech..... | 95.5 |
| North Carolina..... | 84.5 |
| Virginia..... | 80 |
| Clemson..... | 78 |
| NC State..... | 61 |
| Duke..... | 47 |
| Georgia Tech..... | 33.5 |
| Maryland..... | 28 |
| Miami..... | 19 |
| Wake Forest..... | 10 |
| Boston College..... | 2.5 |

Quick UVa Results

| Year | Place | Pts |
|-----------|-------|-------|
| 1954..... | 4th | 5 |
| 1955..... | 6th | 7.5 |
| 1956..... | 6th | 8 |
| 1957..... | 4th | 13 |
| 1958..... | 6th | 7.8 |
| 1959..... | t7th | 2 |
| 1960..... | t6th | 8.2 |
| 1961..... | 5th | 13.33 |
| 1962..... | 6th | 13.5 |
| 1963..... | 8th | 0 |
| 1964..... | 8th | 5 |
| 1965..... | 8th | 9 |
| 1966..... | 8th | 4 |
| 1967..... | 8th | 1 |
| 1968..... | 6th | 8 |
| 1969..... | 6th | 11 |
| 1970..... | 6th | 11 |
| 1971..... | 7th | 12 |
| 1972..... | 5th | 18 |
| 1973..... | 6th | 14 |
| 1974..... | 5th | 10 |
| 1975..... | 4th | 20 |
| 1976..... | 5th | 17 |
| 1977..... | 6th | 17.5 |
| 1978..... | 5th | 26 |
| 1979..... | 5th | 25.5 |
| 1980..... | 6th | 32 |
| 1987..... | 6th | 31 |
| 1988..... | 6th | 38 |
| 1989..... | 5th | 50 |
| 1990..... | 4th | 60 |
| 1991..... | 4th | 70.2 |
| 1992..... | 7th | 33 |
| 1993..... | 7th | 36 |
| 1994..... | 7th | 44 |
| 1995..... | 7th | 32 |
| 1996..... | 8th | 20 |
| 1997..... | 7th | 29 |
| 1998..... | 6th | 31 |
| 1999..... | 6th | 37 |
| 2000..... | 8th | 31 |
| 2001..... | 6th | 68 |
| 2002..... | 8th | 32 |
| 2003..... | 7th | 28 |
| 2004..... | 6th | 35 |
| 2005..... | 4th | 54 |
| 2006..... | 6th | 55 |
| 2007..... | 7th | 49 |
| 2008..... | 5th | 76.5 |
| 2009..... | 3rd | 94 |
| 2010..... | 4th | 77 |
| 2011..... | 4th | 77 |
| 2012..... | 4th | 80 |

MEN'S ACC OUTDOOR HISTORY

| | | | | | |
|---|---|--|---|---|--|
| 1954 Maryland 59.2 North Carolina 57.7 Duke 42.9 South Carolina 35.2 Virginia 16.5 Clemson 6.5 NC State 5 | 1961 Maryland 82.5 North Carolina 44.5 Duke 40 South Carolina 21 Clemson 21 Virginia 16 NC State 0 Wake Forest 0 | 1968 Maryland 134 South Carolina 31 Clemson 31 North Carolina 28 Duke 19 Virginia 18 NC State 10 Wake Forest 1 | 1975 Maryland 105.5 NC State 67.5 Clemson 48 Duke 33 North Carolina 28 Virginia 20 Wake Forest 2 | 1982 Clemson 144 NC State 144 Maryland 118 Virginia 90 Georgia Tech 47 North Carolina 43 Duke 32 Wake Forest 0 | 1989 Clemson 148 NC State 146 Georgia Tech 75 North Carolina 69 Virginia 69 Maryland 54 Wake Forest 44 Duke 15 |
| 1955 North Carolina 55.25 Maryland 54 Duke 37 South Carolina 28.25 Virginia 16.5 Clemson 16 NC State 13 Wake Forest 5 | 1962 Maryland 77.5 North Carolina 43 Duke 34 South Carolina 28 Clemson 26 Virginia 22 Wake Forest 2.5 NC State 2 | 1969 Maryland 117.5 South Carolina 50.5 Duke 35 North Carolina 28 Clemson 19 Virginia 14 NC State 7 Wake Forest 1 | 1976 Maryland 124.5 NC State 57.5 Duke 35 North Carolina 33 Clemson 30 Virginia 24 Wake Forest 0 | 1983 NC State 169 Clemson 163 Virginia 106 Maryland 84 Georgia Tech 45 North Carolina 37 Duke 14 Wake Forest 2 | 1990 Clemson 161 NC State 135 North Carolina 100 Georgia Tech 80 Virginia 79 Maryland 32 Wake Forest 27 Duke 6 |
| 1956 Maryland 71 Duke 36.2 North Carolina 32.9 Clemson 25.5 South Carolina 25.2 Virginia 20.5 NC State 8.7 Wake Forest 5 | 1963 Maryland 100.5 Duke 46 North Carolina 43.5 Clemson 37 South Carolina 13 Virginia 7 Wake Forest 6 NC State 2 | 1970 Maryland 89 South Carolina 47 Clemson 37 North Carolina 31 Duke 30 Wake Forest 15 NC State 12 Virginia 11 | 1977 Maryland 208 North Carolina 105 NC State 83 Virginia 74 Clemson 62 Duke 46 Wake Forest 11 | 1984 NC State 161 Virginia 146 Clemson 125.5 Maryland 102 Georgia Tech 53 Wake Forest 13 North Carolina 10 Duke 9 | 1991 Clemson 165 NC State 115 North Carolina 109 Virginia 107 Georgia Tech 79 Wake Forest 33 Maryland 10 Duke 0 |
| 1957 Maryland 83.5 North Carolina 47.5 Duke 32.5 South Carolina 24.5 Virginia 23.5 Clemson 13 NC State 5 Wake Forest 0 | 1964 Maryland 95 Clemson 61 North Carolina 41 South Carolina 23 Duke 17 Virginia 8 NC State 6 Wake Forest 4 | 1971 Maryland 71 South Carolina 66 Duke 41 North Carolina 40 Virginia 30 Clemson 24 NC State 16 Wake Forest 0 | 1978 Maryland 182.5 NC State 121 Virginia 84 North Carolina 78 Clemson 58.5 Duke 42 Wake Forest 16 | 1985 NC State 161 Clemson 117 Georgia Tech 108 Virginia 90 Maryland 86 North Carolina 47 Duke 8 Wake Forest 3 | 1992 North Carolina 178.5 Clemson 178 Florida State 123 Georgia Tech 89 NC State 74.5 Wake Forest 69 Virginia 35 Maryland 23 Duke 8 |
| 1958 Maryland 72.5 Duke 44 North Carolina 37 South Carolina 24 Clemson 23 Virginia 22.5 NC State 2 Wake Forest 0 | 1965 Maryland 95 Clemson 38 North Carolina 35 South Carolina 32 Duke 20 NC State 17 Wake Forest 10 Virginia 8 | 1972 Maryland 104.5 North Carolina 44.5 Duke 39 Clemson 35 Virginia 34 NC State 20 Wake Forest 11 | 1979 Maryland 212 Virginia 101.5 Georgia Tech 86 NC State 75.5 North Carolina 67 Clemson 50 Duke 21 Wake Forest 6 | 1986 NC State 171 Clemson 155 Georgia Tech 93.5 North Carolina 90.5 Maryland 80 Virginia 16 Duke 10 Wake Forest 4 | 1993 Clemson 181 North Carolina 158 NC State 126.5 Florida State 112.5 Georgia Tech 67 Wake Forest 65 Virginia 45 Maryland 17 Duke 5 |
| 1959 Maryland 106.5 Duke 37 North Carolina 30 South Carolina 20 Clemson 12.7 Virginia 8.75 NC State 6 Wake Forest 3 | 1966 Maryland 103 South Carolina 54 North Carolina 23 Duke 19 NC State 17 Clemson 15 Wake Forest 14 Virginia 10 | 1973 Maryland 110.5 Duke 63 NC State 45 North Carolina 39 Virginia 21 Clemson 18.5 Wake Forest 7 | 1980 Clemson 150 Maryland 138 NC State 106 Virginia 87 North Carolina 65 Georgia Tech 48 Duke 13 Wake Forest 13 | 1987 NC State 157 Clemson 140 Georgia Tech 133 North Carolina 88.5 Maryland 86 Virginia 10.5 Wake Forest 1 Duke 1 | 1994 North Carolina 168 Florida State 164 Clemson 127 NC State 105 Virginia 79 Georgia Tech 78 Wake Forest 35 Maryland 11 Duke 5 |
| 1960 Maryland 98 Duke 40 North Carolina 28.5 South Carolina 20 Clemson 19.5 Virginia 16 Wake Forest 2 NC State 1 | 1967 Maryland 98 NC State 37 Clemson 29 South Carolina 28 North Carolina 26 Duke 18 Virginia 13 Wake Forest 6 | 1974 Maryland 127 North Carolina 52 NC State 49 Duke 41 Clemson 13 Wake Forest 12 Virginia 10 | 1981 Maryland 167.5 NC State 157 Clemson 88 Virginia 73 North Carolina 51 Georgia Tech 45 Duke 24.5 Wake Forest 14 | 1988 NC State 174.5 North Carolina 134.5 Clemson 102 Georgia Tech 99 Maryland 46 Virginia 43 Wake Forest 18 Duke 5 | |

MEN'S ACC OUTDOOR HISTORY

1995

| | |
|---------------------|-------|
| North Carolina..... | 164 |
| Wake Forest..... | 133 |
| Clemson..... | 124.5 |
| Florida State..... | 98 |
| NC State..... | 85 |
| Virginia..... | 61 |
| Georgia Tech..... | 54 |
| Duke..... | 36 |
| Maryland..... | 15.5 |

1996

| | |
|---------------------|-------|
| NC State..... | 196.5 |
| North Carolina..... | 152 |
| Clemson..... | 146 |
| Florida State..... | 110 |
| Georgia Tech..... | 75.5 |
| Wake Forest..... | 51 |
| Maryland..... | 34 |
| Virginia..... | 29 |
| Duke..... | 21 |

1997

| | |
|---------------------|-------|
| Clemson..... | 216 |
| North Carolina..... | 174 |
| NC State..... | 125.5 |
| Florida State..... | 82.5 |
| Georgia Tech..... | 59.5 |
| Wake Forest..... | 50 |
| Duke..... | 39.5 |
| Virginia..... | 37 |
| Maryland..... | 28 |

1998

| | |
|---------------------|--------|
| Clemson..... | 194 |
| North Carolina..... | 178 |
| NC State..... | 123 |
| Florida State..... | 106.33 |
| Georgia Tech..... | 82.33 |
| Virginia..... | 51 |
| Wake Forest..... | 44.33 |
| Duke..... | 25 |
| Maryland..... | 15 |

1999

| | |
|---------------------|-------|
| North Carolina..... | 178 |
| Clemson..... | 157.5 |
| Wake Forest..... | 108.5 |
| NC State..... | 98.5 |
| Florida State..... | 90.5 |
| Virginia..... | 57 |
| Georgia Tech..... | 55 |
| Duke..... | 50 |
| Maryland..... | 24 |

2000

| | |
|---------------------|--------|
| Clemson..... | 179.33 |
| Florida State..... | 132 |
| NC State..... | 117 |
| North Carolina..... | 111 |
| Georgia Tech..... | 81.67 |
| Wake Forest..... | 81 |
| Duke..... | 45 |
| Virginia..... | 44 |
| Maryland..... | 21 |

2001

| | |
|---------------------|------|
| Clemson..... | 189 |
| Florida State..... | 183 |
| Virginia..... | 108 |
| North Carolina..... | 97.5 |
| Wake Forest..... | 84.5 |
| NC State..... | 84.5 |
| Georgia Tech..... | 44 |
| Duke..... | 22.5 |
| Maryland..... | 12 |

2002

| | |
|---------------------|-------|
| Florida State..... | 201.5 |
| Clemson..... | 158 |
| North Carolina..... | 118 |
| NC State..... | 103 |
| Georgia Tech..... | 81 |
| Virginia..... | 67.5 |
| Wake Forest..... | 63 |
| Maryland..... | 17 |
| Duke..... | 10 |

2003

| | |
|---------------------|------|
| Florida State..... | 202 |
| Clemson..... | 166 |
| North Carolina..... | 98 |
| NC State..... | 94 |
| Georgia Tech..... | 94 |
| Virginia..... | 73.5 |
| Wake Forest..... | 45.5 |
| Duke..... | 41 |
| Maryland..... | 2 |

2004

| | |
|---------------------|-----|
| Clemson..... | 224 |
| Florida State..... | 176 |
| North Carolina..... | 104 |
| Georgia Tech..... | 103 |
| NC State..... | 81 |
| Virginia..... | 53 |
| Wake Forest..... | 34 |
| Duke..... | 23 |
| Maryland..... | 20 |

2005

| | |
|---------------------|-------|
| Florida State..... | 222.5 |
| Clemson..... | 151 |
| North Carolina..... | 81.5 |
| Virginia..... | 80 |
| Georgia Tech..... | 65 |
| Virginia Tech..... | 60 |
| NC State..... | 47 |
| Wake Forest..... | 46 |
| Maryland..... | 32 |
| Duke..... | 27 |
| Miami..... | 5 |

2006

| | |
|---------------------|------|
| Florida State..... | 161 |
| Clemson..... | 119 |
| Wake Forest..... | 106 |
| Virginia..... | 88 |
| North Carolina..... | 85 |
| NC State..... | 60 |
| Virginia Tech..... | 58 |
| Georgia Tech..... | 52.5 |
| Miami..... | 39 |
| Maryland..... | 23.5 |
| Duke..... | 23 |
| Boston College..... | 3 |

2007

| | |
|---------------------|-------|
| Florida State..... | 166.5 |
| Clemson..... | 118 |
| NC State..... | 99.5 |
| Virginia..... | 81 |
| North Carolina..... | 77 |
| Georgia Tech..... | 71 |
| Virginia Tech..... | 57 |
| Maryland..... | 44 |
| Wake Forest..... | 35 |
| Miami..... | 30 |
| Duke..... | 29 |
| Boston College..... | 4 |

2008

| | |
|---------------------|------|
| Florida State..... | 141 |
| Clemson..... | 124 |
| NC State..... | 96.5 |
| Virginia..... | 94.5 |
| North Carolina..... | 93 |
| Virginia Tech..... | 67 |
| Georgia Tech..... | 66 |
| Maryland..... | 54 |
| Miami..... | 36 |
| Duke..... | 36 |
| Wake Forest..... | 7 |
| Boston College..... | 0 |

2009

| | |
|---------------------|-----|
| Florida State..... | 141 |
| Virginia..... | 141 |
| Virginia Tech..... | 130 |
| Georgia Tech..... | 81 |
| North Carolina..... | 72 |
| Clemson..... | 69 |
| Duke..... | 61 |
| Wake Forest..... | 45 |
| Miami..... | 40 |
| Maryland..... | 22 |
| Boston College..... | 9 |
| NC State..... | 7 |

2010

| | |
|---------------------|-------|
| Florida State..... | 138.5 |
| Virginia Tech..... | 130 |
| Virginia..... | 125 |
| North Carolina..... | 117.5 |
| Clemson..... | 75.5 |
| Wake Forest..... | 60 |
| Georgia Tech..... | 48.5 |
| Duke..... | 38 |
| NC State..... | 37 |
| Miami..... | 28 |
| Maryland..... | 18 |
| Boston College..... | 10 |

2011

| | |
|---------------------|-------|
| Florida State..... | 174.5 |
| Virginia Tech..... | 153.5 |
| North Carolina..... | 112.5 |
| Clemson..... | 89 |
| Duke..... | 86.5 |
| Virginia..... | 67 |
| NC State..... | 50 |
| Wake Forest..... | 38 |
| Miami..... | 21 |
| Maryland..... | 20 |
| Georgia Tech..... | 5 |
| Boston College..... | 0 |

2012

| | |
|---------------------|-------|
| Virginia Tech..... | 153.5 |
| Florida State..... | 149 |
| Virginia..... | 113 |
| North Carolina..... | 94.5 |
| Clemson..... | 78 |
| Duke..... | 59 |
| NC State..... | 58 |
| Maryland..... | 31 |
| Wake Forest..... | 28 |
| Georgia Tech..... | 26 |
| Miami..... | 22 |
| Boston College..... | 4 |

Quick UVa Results

| Year | Place | Pts |
|-----------|-------|-------|
| 1954..... | 5th | 16.5 |
| 1955..... | 5th | 16.5 |
| 1956..... | 6th | 20.5 |
| 1957..... | 5th | 23.5 |
| 1958..... | 6th | 22.5 |
| 1959..... | 6th | 8.75 |
| 1960..... | 6th | 16 |
| 1961..... | 6th | 16 |
| 1962..... | 6th | 22 |
| 1963..... | 6th | 7 |
| 1964..... | 6th | 8 |
| 1965..... | 8th | 8 |
| 1966..... | 8th | 10 |
| 1967..... | 7th | 13 |
| 1968..... | 6th | 18 |
| 1969..... | 6th | 14 |
| 1970..... | 8th | 11 |
| 1971..... | 5th | 30 |
| 1972..... | 5th | 34 |
| 1973..... | 5th | 21 |
| 1974..... | 7th | 10 |
| 1975..... | 6th | 20 |
| 1976..... | 6th | 24 |
| 1977..... | 4th | 74 |
| 1978..... | 3rd | 84 |
| 1979..... | 2nd | 101.5 |
| 1980..... | 4th | 87 |
| 1981..... | 4th | 73 |
| 1982..... | 4th | 90 |
| 1983..... | 3rd | 106 |
| 1984..... | 2nd | 146 |
| 1985..... | 4th | 90 |
| 1986..... | 6th | 16 |
| 1987..... | 6th | 10.5 |
| 1988..... | 6th | 43 |
| 1989..... | t4th | 69 |
| 1990..... | 5th | 79 |
| 1991..... | 4th | 107 |
| 1992..... | 7th | 35 |
| 1993..... | 7th | 45 |
| 1994..... | 5th | 79 |
| 1995..... | 6th | 61 |
| 1996..... | 8th | 29 |
| 1997..... | 8th | 37 |
| 1998..... | 6th | 51 |
| 1999..... | 6th | 57 |
| 2000..... | 8th | 44 |
| 2001..... | 3rd | 108 |
| 2002..... | 6th | 67.5 |
| 2003..... | 6th | 73.5 |
| 2004..... | 6th | 53 |
| 2005..... | 4th | 80 |
| 2006..... | 4th | 88 |
| 2007..... | 4th | 81 |
| 2008..... | 4th | 94.5 |
| 2009..... | t-1st | 141 |
| 2010..... | 3rd | 125 |
| 2011..... | 6th | 67 |
| 2012..... | 3rd | 113 |

WOMEN'S INDOOR TOP-10

WOMEN'S INDOOR TOP-10

60 METERS

1. Kiamesha Otey7.37 '03
2. Sonja Fridy7.39 '86
3. Pam Lemons.....7.43 '93
4. Janne'a Bridgeford ...7.50 '08
5. Dana Boone7.54 '91
6. Nicole Kimbrough7.57 '97
- Jordan Lavender 7.57 '11**
8. Kelly Miller7.58 '99
9. Talia Wise7.60 '06
10. Caroline Harvey7.65 '03

200 METERS

1. **Danielle Williams ... 23.97 '12**
2. Kelly Miller24.17 '99
3. **Jordan Lavender 24.25 '12**
4. Angela Lee24.30 '99
5. Kiamesha Otey24.34 '03
6. Pam Lemons24.37 '94
7. Talia Wise24.38 '06
8. Julie Sandy24.39 '89
9. Angela Griffith24.48 '92
10. Leslie Satchell24.53 '98

400 METERS

1. Lisa Garrett54.07 '81
2. Angela Lee54.29 '99
3. Carielle Doe54.52 '02
4. Cathron Birge54.61 '90
5. **Jordan Lavender 54.69 '12**
6. Sonja Fridy54.95 '87
7. Angela Griffith55.38 '92
8. Erin Crawford55.42 '07
9. Ashley Gore55.54 '06
10. Michelle Samuels55.80 '94

800 METERS

1. **Vanessa Fabrizio 2:07.43 '12**
2. Lyndsay Harper2:07.64 '11
3. Morgane Gay2:08.07 '09
4. Kim Kelly2:09.27 '85
5. Jill Haworth2:09.62 '83
6. Cathron Birge2:09.71 '90
7. Sandy Schuler2:09.90 '85
8. Kim Liggins2:09.93 '92
9. Phyllis Buber2:10.56 '85
10. Jeanna Composti2:10.69 '00

MILE

1. Jill Haworth4:34.32 '82
2. Morgane Gay4:34.38 '12
3. Lesley Welch4:35.56 '82
4. Marissa Schmidt4:41.10 '82
5. Michele Rowen4:41.57 '87
6. Lisa Welch4:41.96 '82
7. Catherine White.....4:42.80 '11
8. Margaret Groos.....4:43.9h '79
9. Stephanie Garcia.....4:45.73 '10
10. Emily Harrison.....4:46.26 '08

3,000 METERS

1. Claire Forbes9:18.80 '92
2. Stephanie Garcia.....9:19.44 '11
3. **Catherine White 9:24.43 '10**
4. Patty Matava9:25.83 '87
5. Michele Rowen9:25.8h '85
6. Morgane Gay9:28.28 '11
7. Emily Harrison.....9:30.24 '08
8. **Anna Corrigan 9:30.86 '11**
9. **Katherine Walker ... 9:35.29 '11**
10. Ellen Dwyer9:37.68 '03

5,000 METERS

1. Margaret Groos15:34.71 '81
2. Emily Harrison.....16:16.53 '08
3. Lesley Welch16:21.6h '82
4. Anna Corrigan16:25.81 '12
5. Kara Scanlin.....16:27.61 '08
6. Martha White16:31.6h '82
7. Catherine White.....16:31.61 '10
8. Aileen O'Connor.....16:33.5h '81
9. Ellen Dwyer16:39.97 '03
10. Katie Read16:45.58 '08

55 HURDLES


1. Michele Johnson7.90 '86
2. Tiffany Ruth.....7.95 '92
3. Ayla Smith8.01 '08
4. Rebecca Grube.....8.02 '96
5. Connie McKnight.....8.15 '07
6. Bianca DeBartolo8.20 '05
7. Keshia Ashe.....8.21 '07
8. Bianca White.....8.24 '99
9. Kimberly Turko8.26 '99
10. Dana Boone8.32 '88

60 HURDLES

1. Ayla Smith8.39 '09
2. Kim Turko8.55 '01
3. **Chidi Uche..... 8.58 '10**
4. Lauren Echko8.60 '09
5. Bianca DeBartolo8.65 '07
6. Kristina Chapman.....8.68 '11
7. Naccolle Guinn8.72 '01
8. Erin Crawford8.75 '07
9. Shantelle Bingham...8.82 '12
10. Keshia Ashe8.85 '05


SHOT PUT

1. Billie-Jo Grant16.55m (53' 0") '08
2. Maureen Laffan.....15.97m (52' 4.75") '10
3. Eliese Mitchell15.72m (51' 7") '03
4. Kelly Bodiford15.65m (51' 4.25") '91
5. Emily Vannoy15.42m (50' 7.25") '10
6. Alexa Manning48' 11.75" '08
7. Amy Brown46' 1.25" '99
8. Kristy Martin45' 6.25" '97
9. Erin Wykoff45' 4.5" '10
10. Mary Kinn44' 11.75" '92



LYNDSAY HARPER (above)

AYLA SMITH (below)



WOMEN'S/MEN'S INDOOR TOP-10

Weight Throw

1. Eliese Mitchell.....20.06m (65' 9.75") '02
2. Maureen Laffan.....18.54m (60' 10") ..'12
3. Erin Wykoff17.75m (58' 3")'12
4. Alexa Manning17.09m (56' 1")'08
5. Ann Crouse17.08m (56' 0.5") ..'96
6. Lauren Connelly54' 8.25" '96
7. Hillary Wilson.....52' 8" '00
8. Emily Vannoy52' 6" '10
9. Inhar Chong51' 2.5" '02
10. Kristy Martin50' 10.25" '97

LONG JUMP

1. Dana Boone6.44m (21' 1.50") ..'91
2. Kiamesha Otey.....6.39m (20' 11.75") '02
3. Sonja Fridy6.38m (20' 11.25") '87
4. Nicole Kimbrough6.27m (20' 7") '95
5. Kelly Miller6.22m (20' 5") '99
6. Angela Griffith.....20' 2.25" '92
7. Latanya Wynn20' 0.25" '88
8. Tomika Ferguson19' 11.75" '06
9. Pam Lemons.....19' 10.75" '93
10. Rashawnda James.....19' 9" '09



TOMIKA FERGUSON

TRIPLE JUMP

1. Tomika Ferguson13.53m (44' 4.75") '07
2. Naccolle Guinn.....13.14m (43' 1.25") '01
3. **Dallas Rose..... 12.98m (42' 7").... '12**
4. Dana Boone12.86m (42' 2.25") '91
5. Michele Johnson.....12.78m (41' 11") ..'87
6. Rashawnda James....41' 3.75" '09
7. Curtrell Frye40' 10.25" '02
8. Tiffany King40' 7" '96
9. **Britni Strates 12.32m (40'5")..... '12**
10. Karen Carter.....39' 11.5" '92

HIGH JUMP

1. Sherry Gould1.87m (6' 1.5") '94
2. Robin Landes.....1.82m. (5' 11.25") '88
3. Ann Bair1.81m (5' 11") '82
4. Karen DiDonato.....1.80m (5' 10.75") ..'91
5. **Pearl Bickersteth 1.79m (5'10.5").... '12**
6. Rachel Marks5' 10" '04
7. Kate Doyle.....1.75m (5' 8.75") ...'90
8. Janelle Clayton5' 8.5" '10
9. Susan Brownell5' 8.25" '80
- Karen Hatchett5' 8.25" '81

POLE VAULT

1. Vika Oспенko12' 5.75" '03
2. Katie Darraugh12' 3.5" '10
3. Annica While.....11' 9.75" '01
- Kathryn Pettine11' 9.75" '05
5. Lauren Taggart11' 5.75" '04
6. Alicia LaRoche11' 4.25" '06
7. Virginia Uhrin.....11' 2" '03
8. Hillary Parsons10' 10" '09
9. Jacqueline Chmar.....10' 6" '00

PENTATHLON

1. Susan Brownell4153 '82
2. Rebecca Grube.....4108 '95
3. Ayla Smith3879 '09
4. Sherry Gould3789 '94
5. Bianca DeBartolo3661 '07
6. Curtrell Frye3644 '02
7. Katie Kiladis.....3567 '99
8. Erika Pietrzak3464 '91
9. Suzanne Sweeney3414 '90
10. Rachel Marks3394 '06

MEN'S INDOOR TOP-10

55 METERS

1. Bruce Randolph6.21 '84
2. Gerald Howard.....6.25 '94
3. Edwin Brown.....6.36 '84
4. Reuben Jones.....6.39 '08
5. Ben Jullien.....6.47 '96
6. Tchaka Owen.....6.48 '91
7. Quanah Bullock.....6.50 '88
8. Darwin Hayes6.51 '90
9. Brandon Carter6.52 '08
10. Donald Scott6.53 NA

60 METERS

1. Shay Clark6.71 '01
2. Reuben Jones.....6.79 '08
3. Michael Johnson6.87 '04
4. Jarrett Hagwood6.89 '02
- Leo McLaughlin6.89 '11
6. Scott Kimball6.93 '00
7. Adams Abdulrazaaq6.94 '11
8. Matt Meyer6.96 '09
9. Tyler Hendry6.97 '06
10. Conlon Bonner6.98 '08

60-Yard Dash

1. Kent Merrit6.0 '72

200 METERS

1. Gerald Howard.....21.53 '95
2. Scott Kimball21.78 '00
- Reuben Jones.....21.78 '08
4. Conlon Bonner.....21.79 '08
5. Shay Clark21.81 '02
6. Kellen Blassingame ..21.85 '06
7. Ruhn Turner22.00 '98
8. Jason Young22.08 '01
9. Tchaka Owen.....22.09 '91
- Austin Von Ohlsen...22.09 '11

400 METERS

1. Kellen Blassingame ..46.73 '06
2. Kevin Anding47.46 '11
3. Ben Kurgat47.61 '89
4. Paul Ereng47.64 '88
5. Meikle Paschal48.04 '09
6. Jason Young48.31 '04
7. **Payton Hazzard 48.47 '12**
8. Ruhn Turner48.60 '98
9. Leon Palmer.....48.62 '84
10. Cam Miele.....49.02 '97

440-Yard Dash

1. John Morris.....49.9 '70

600-Yard Run

1. Dick Morris.....1:12.5 '71

MEN'S INDOOR TOP-10

800 METERS

1. Paul Ereng1:44.84 '88
2. Ben Kurgat1:47.31 '91
3. Robby Andrews1:48.02 '10
4. McGavock Dunbar ...1:49.18 '04
5. John Hinton.....1:49.24 '84
- Anthony Kostelac ... 1:49.24 '11**
7. Lance Roller1:49.47 '10
8. Rob Pearce1:49.75 '99
9. Steve Finley.....1:50.95 '10
10. Andrew Lobb.....1:51.32 '09

880-Yard Run

1. James Wood.....1:56.1 '73

1000-Yard Run

1. Greg Canty2:11.3 '77

MILE

1. Vince Draddy.....3:58.2h '82
2. Patrick Todd4:02.70 '12
3. John Minen4:02.77 '10
4. Kris Herdt4:02.92 '87
- 5. Anthony Kostelac ... 4:02.99 '12**
6. Brett Johnson.....4:03.62 '11
7. Sintayehu Taye4:04.04 '09
- 8. Taylor Gilland 4:04.06 '12**
9. Andrew Jesien.....4:04.12 '09
10. Emil Heineking4:04.17 '11

3000 METERS

- 1. Mark Amirault..... 7:54.08 '12**
2. Kris Herdt7:54.90 '87
3. Emil Heineking7:58.36 '11
4. Jan Foerster.....8:02.54 '07
5. Andy Biladeau8:04.30 '08
6. Soeren Lindner.....8:07.17 '05
7. Ryan Collins.....8:08.71 '10
8. Greg Coan8:12.4h '86
- 9. Kyle King 8:13.85 '12**
10. Jim Hays8:13.9h '85

5000 METERS

1. Ryan Collins.....13:46.41 '10
2. Kris Herdt14:02.00 '89
- 3. Mark Amirault..... 14:03.01 '12**
- 4. Chris Foley 14:03.67 '12**
5. Tim Springfield.....14:14.0h '84
- 6. Thomas Porter 14:16.83 '12**
7. Emil Heineking14:23.99 '09
- 8. Sean Keveren 14:24.06 '11**
9. Andrew Dumm.....14:24.78 '07
10. Bobby Thiele14:25.79 '99

55 HURDLES

1. Robert Archer7.33 '84
2. Ronde Barber7.45 '94
3. Stephen Dunphy7.51 '91
- Isi Azeke7.51 '05
5. Gene Taylor7.54 '89
6. Dominic Wallace7.57 '96
7. Jarrett Hagwood7.64 '99
8. Marion Mason7.68 '98

60 HURDLES

1. Adams Abdulrazaaq .7.75 '11
2. Jarrett Hagwood7.93 '02
3. Marion Mason8.01 '01
4. Cary Chandler8.03 '01
- Aaron Shepperd 8.03 '11**
6. Gemayel Hazard8.09 '02
7. Herb Reid8.16 '01
- Isi Azeke8.16 '06
- 9. Devin Brewer 8.23 '12**
10. Scott Robinson8.25 '05

SHOT PUT

1. Nick Vena18.92m (62' 1") '12
2. Yemi Ayeni61' 8.25" '09
3. Kevin Latham57' 9.75" '84
4. Thom McKinney.....56' 2" '91
5. Mike Murphy56' 1.25" '93
6. Pete Sheehan55' 5.75" '91
7. Al Sinesky55' 2.75" '70
8. Mike Theuerkauf.....55' 1.5" '90
9. Eric Pickle53' 9" '09
10. Joe Taylor53' 8.5" '79

WEIGHT THROW

1. Vincenzo Chiariello 19.38m (63' 7")..... '12
2. Thom McKinney.....60' 5.75" '91
- 3. Thomas Fuson 59'7.75" '11**
4. Mike Murphy58' 3.75 '93
5. Bill Johnston.....56' 4.75" '01
6. Al Sinesky55' 2.75" '70
7. Pete Sheehan54' 1.75" '91
8. Carl Hahn53' 0.75" '96
9. Tim Bilmanis52' 10" '02
10. Robert Guider52' 4.25" '10

LONG JUMP

1. Matt Meyer24' 8.25" '09
2. Marion Mason24' 7.25" '01
- Tiki Barber.....24' 7.25" '94
4. Bruce Randolph24' 6.5" '84
5. Keith Witherspoon...24' 5.25' '76
6. Stephen Dunphy24' 3.25" '92
7. Mauri Anderson24' 3" '82
8. Jarrett Hagwood24' 1" '01
9. Simon Facey23' 11.5" '97
10. Greg Byers.....23' 10.75" '82

TRIPLE JUMP

- 1. Marcus Robinson ... 16.63m (54'6.75") '12**
2. Keith Witherspoon...53' 0.25" '76
3. Greg Byers.....52' 5" '85
4. Cornell Grayson51' 7.75" '90
5. Chike Chukwulozie ...51' 3.75" '91
6. Ivan Glasgow50' 4" '82
7. Donald Scott49' 11.25" '95
8. DeMargo Hopson....49' 10" '88
- 9. Ryan Satchell..... 15.02m (49' 3.5") . '12**
10. Darryl Smith48' 0.75" '79

HIGH JUMP

1. Herman Moore2.21m (7' 3") '90
2. Greg Nelson2.14m (7' 0.25") ... '10
3. Greg Byers.....2.13m (7' 0") '82
4. Bob Lund.....2.09m (6' 10.25") . '93
5. Mike Riso2.08m (6' 10") '02
- Kevin Jackson2.08m (6' 10") '77
7. David Sullivan.....6' 8.75" '06
- Arthur Gennari.....6' 8.75" '08
9. Cordell Green.....2.04m (6' 8.25") ... '98
- Wes Dungan.....2.04m (6' 8.25") ... '94
- Tommy Devita 2.04m (6' 8.25")... '11**

POLE VAULT

1. David Sullivan.....17' 4.75" '05
2. Brian Shafer17' 0.75" '93
3. Tommy Cooke16' 6.75" '95
4. Danny Thompson.....16' 4" '81
5. Greg Blair16' 0.75" '05
- David Lewis16'0.75" '08
6. Danny Smith.....16' 0.5" '85
7. Mike Hood16' 0.25" '91
8. David Hood15' 11.25" '87
10. Forrest Williams15' 5.75" '93

PENTATHLON

1. Stephen Dunphy3915 '91
2. Willy Pirtle3772 '82
3. Bob Lund.....3703 '93
4. Gerald Howard.....3655 '93
5. John Anderson3594 '96
6. Sean Sullivan3512 '99
7. Cam Miele.....3295 '99
8. Alex Waddey3277 '94
9. Guillermo Solorzano 2891 '97

HEPTATHLON

1. David Sullivan.....5178 '04
2. David Lewis5139 '08
- 3. Christian Lavorgna.. 4693 '12**
4. Thomas Codevilla.....4360 '05
5. Alex Mulchandani3464 '11



YEMI AYENI

WOMEN'S OUTDOOR TOP-10

WOMEN'S OUTDOOR TOP-10

100-METER DASH

| | | |
|----------------------------|-------|-----|
| 1. Sonya Fridy..... | 11.36 | '87 |
| 2. Kiamesha Otey..... | 11.43 | '01 |
| 3. Kelly Miller..... | 11.48 | '99 |
| 4. Pam Lemons..... | 11.57 | '93 |
| 5. Brenda Brown..... | 11.64 | '84 |
| 6. Julie Sandy..... | 11.74 | '89 |
| 7. Valentia Alleyne..... | 11.75 | '94 |
| 8. Talia Wise..... | 11.80 | '08 |
| 9. Janne'a Bridgeford..... | 11.81 | '06 |
| 10. Leslie Satchell..... | 11.82 | '96 |

200-METER DASH

| | | |
|----------------------------|-------|-----|
| 1. Sonya Fridy..... | 23.17 | '87 |
| 2. Kiamesha Otey..... | 23.46 | '03 |
| 3. Kelly Miller..... | 23.61 | '99 |
| 4. Janne'a Bridgeford..... | 23.69 | '08 |
| 5. Pam Lemons..... | 23.83 | '93 |
| 6. Talia Wise..... | 23.86 | '08 |
| 7. Julie Sandy..... | 23.87 | '89 |
| 8. Brenda Brown..... | 23.94 | '81 |
| 9. Leslie Satchell..... | 24.04 | '95 |
| 10. Carielle Doe..... | 24.07 | '03 |

400-METER DASH

| | | |
|--------------------------------|--------------|------------|
| 1. Sonya Fridy..... | 51.93 | '87 |
| 2. Lisa Garrett..... | 52.64 | '83 |
| 3. Carielle Doe..... | 53.22 | '03 |
| 4. Jordan Lavender..... | 53.44 | '12 |
| 5. Angela Lee..... | 54.05 | '98 |
| 6. Michelle Samuels..... | 54.59 | '92 |
| 7. Talia Wise..... | 54.81 | '08 |
| 8. Gail Bryant..... | 54.90 | '85 |
| 9. Ashley Gore..... | 54.97 | '05 |
| 10. Cathron Birge..... | 55.04 | '90 |

800-METER RUN

| | | |
|---------------------------------|----------------|------------|
| 1. Gail Bryant..... | 2:04.21 | '85 |
| 2. Kim Kelly..... | 2:05.23 | '84 |
| 3. Lyndsay Harper..... | 2:05.84 | '11 |
| 4. Jill Haworth..... | 2:06.31 | '82 |
| 5. Vanessa Fabrizio..... | 2:06.76 | '12 |
| 6. Phyllis Buber..... | 2:06.96 | '86 |
| 7. Linda Nicholson..... | 2:07.54 | '80 |
| 8. Kim Liggins..... | 2:08.24 | '92 |
| 9. Morgane Gay..... | 2:08.29 | '09 |
| 10. Huma Husain..... | 2:08.66 | '08 |

1500-METER RUN

| | | |
|--------------------------|---------|-----|
| 1. Morgane Gay..... | 4:13.20 | '12 |
| 2. Michelle Rowen..... | 4:15.37 | '87 |
| 3. Jill Haworth..... | 4:16.06 | '83 |
| 4. Lesley Welch..... | 4:16.54 | '82 |
| 5. Margaret Groos..... | 4:16.74 | '81 |
| 6. Lisa Welch..... | 4:17.74 | '82 |
| 7. Claire Forbes..... | 4:18.58 | '90 |
| 8. Stephanie Garcia..... | 4:18.30 | '11 |
| 9. Sandy Schuler..... | 4:22.85 | '87 |
| 10. Marissa Schmidt..... | 4:23.14 | '82 |

3000-METER RUN

| | | |
|-------------------------|---------|-----|
| 1. Margaret Groos..... | 9:07.84 | '79 |
| 2. Lesley Welch..... | 9:09.54 | '82 |
| 3. Claire Forbes..... | 9:13.75 | '92 |
| 4. Lisa Welch..... | 9:17.90 | '82 |
| 5. Aileen O'Connor..... | 9:18.2h | '81 |
| 6. Patty Matava..... | 9:19.50 | '88 |
| 7. Michele Rowen..... | 9:20.06 | '87 |
| 8. Sarah Folse..... | 9:36.01 | '00 |
| 9. Melanie Mathews..... | 9:38.19 | '02 |
| 10. Lara Drauglis..... | 9:40.56 | '94 |

3000-METER STEEPLECHASE

| | | |
|---------------------------|----------|-----|
| 1. Stephanie Garcia..... | 9:47.29 | '11 |
| 2. Dawn Cleary..... | 9:59.30 | '03 |
| 3. Melanie Matthews..... | 10:13.31 | '02 |
| 4. Janine Ricci..... | 10:24.65 | '05 |
| 5. Samantha Stafford..... | 10:36.02 | '09 |

5000-METER RUN

| | | |
|---------------------------------|-----------------|------------|
| 1. Margaret Groos..... | 15:51.24 | '80 |
| 2. Patty Matava..... | 15:56.41 | '86 |
| 3. Catherine White..... | 16:04.58 | '12 |
| 4. Chelsea Ley..... | 16:12.62 | '12 |
| 5. Lesley Welch..... | 16:21.60 | '82 |
| 6. Martha White..... | 16:25.94 | '83 |
| 7. Kathleen Stevens..... | 16:26.91 | '12 |
| 8. Sarah Folse..... | 16:27.01 | '03 |
| 9. Dawn Cleary..... | 16:27.13 | '03 |
| 10. Jane Maxwell..... | 16:28.08 | '03 |

10000-METER RUN

| | | |
|--------------------------------|-----------------|------------|
| 1. Patty Matava..... | 32:58.64 | '87 |
| 2. Catherine White..... | 33:21.55 | '12 |
| 3. Aileen O'Connor..... | 33:28.20 | '81 |
| 4. Emily Harrison..... | 33:40.34 | '08 |
| 5. Martha White..... | 33:40.50 | '83 |
| 6. Kara Scanlin..... | 33:53.32 | '07 |
| 7. Katie Read..... | 33:54.92 | '07 |
| 8. Jane Maxwell..... | 33:55.98 | '03 |
| 9. Anna Corrigan..... | 33:58.46 | '11 |
| 10. Sarah Folse..... | 34:24.22 | '03 |

100-METER HURDLES

| | | |
|--------------------------|-------|-----|
| 1. Ayla Smith..... | 13.51 | '09 |
| 2. Lauren Echko..... | 13.72 | '08 |
| 3. Chidi Uche..... | 13.77 | '10 |
| 4. Rebecca Grube..... | 13.81 | '94 |
| 5. Michelle Johnson..... | 13.90 | '86 |
| 6. Kimberlee Turko..... | 13.93 | '98 |
| 7. Alisha Tucker..... | 14.03 | '93 |
| 8. Naccolle Guinn..... | 14.04 | '02 |
| 9. Tiffany Ruth..... | 14.14 | '92 |
| Susan Brownell..... | 14.14 | '81 |



STEPHANIE GARCIA

WOMEN'S OUTDOOR TOP-10

400-METER HURDLES

1. Ayla Smith56.54 '11
2. Erin Crawford56.87 '06
3. Angela Lee57.11 '97
4. Vivian Scruggs58.54 '81
5. Natalie Randolph58.98 '03
6. Angela Griffith59.05 '91
7. Karen Hatchett59.49 '82
8. Kristina Chapman59.61 '10
9. Chidi Uche59.66 '09
10. Kim Duke1:00.09 '87

JAVELIN (old)

1. Julia Solo55.98m (183' 8") .. '89
2. Kelly Werner42.57m (139' 8") .. '85

JAVELIN (new)

1. Ann Crouse57.38m (188' 3") .. '99
2. Inge Jorgenson54.23m (177' 11") '05
3. Meghan Briggs52.65m (172' 9") .. '09
4. Annie Bobiak46.89m (153' 10") '05
5. Tara Karin46.33m (152' 0") .. '10
6. **Abbey Karin 45.50m (149' 3") .. '12**
7. Kristen Buck42.47m (139' 4") .. '94
8. Indira Morton42.37m (139' 0") .. '09
9. Dana Thul42.19m (138' 5") .. '98
10. Kristine Nukk41.81m (137' 2") .. '96

SHOT PUT

1. Eliese Mitchell16.16m (53' 0.25") '03
2. Billie-Jo Grant15.77m (51' 9") '06
3. Maureen Laffan15.34m (50' 4") '10
4. Emily Vannoy15.30m (50' 2.5") .. '10
5. Alexa Manning14.97m (49' 1.5") .. '08
6. Kelly Bodiford14.83m (48' 8") '91
7. Amy Brown14.25m (46' 9") '99
8. Lauren Connelly14.12m (46' 4") '96
9. Jen Blake14.04m (46' 0.75") '93
10. Mary Kinn14.03m (46' 0.50") '92

DISCUS

1. Billie-Jo Grant56.06m (183' 11") '08
2. Kelly Bodiford54.08m (177' 5") .. '93
3. Erin Wykoff53.78m (176' 5") .. '12
4. Caitlin Kelly52.37m (171' 10") '09
5. Eliese Mitchell52.17m (171' 2") .. '02
6. Julia Solo52.04m (170' 9") .. '86
7. Amy Bilmanis49.99m (164' 0") .. '06
8. Amy Brown49.89m (163' 8") .. '99
9. Hillary Wilson49.81m (163' 5") .. '00
10. Emily Vannoy47.96m (157' 4") .. '10

POLE VAULT

1. Vika Osipenko3.81m (12' 6") '03
2. Katie Darraugh3.69m (12' 1.5") ... '09
3. Kathryn Pettine3.65m (11' 11.75") '05
4. Annica White3.51m (11' 6.5") ... '01
5. Lauren Taggart3.49m (11' 5.75") .. '03
- Alicia LaRoche3.49m (11' 5.75") .. '04

HAMMER THROW

1. Maureen Laffan59.91m (196' 6") .. '12
2. Eliese Mitchell56.95m (186' 10") .. '03
3. Erin Wykoff53.45m (175' 4") .. '12
4. Lauren Connelly51.31m (168' 4") .. '96
5. Inhar Chong50.29m (165' 0") .. '00
6. Alexa Manning50.17m (164' 7") .. '08
7. Ann Crouse49.89m (163' 8") .. '99
8. **Logan Clements 48.15m (158' 0") .. '12**
9. Amy Bilmanis47.68m (156' 5") .. '06

LONG JUMP

1. Dana Boone6.65m (21' 9.75") '90
2. Kiamesha Otey6.54m (21' 5.50") '02
3. Sonya Fridy6.42m (21' 0.75") '86
4. Nicole Kimbrough6.39m (20' 11.50") '95
5. Kelly Miller6.33m (20' 9.25") '96
- Tomika Ferguson6.33m (20' 9.25") .. '06
7. Rebecca Grube6.15m (20' 2.25") .. '94
8. Pam Lemons6.12m (20' 1") '92
- Beth Sheehan6.12m (20' 1") '85
10. LaTanya Wynn6.10m (20' 0.25") '88

TRIPLE JUMP

1. Tomika Ferguson13.21m (43' 4.25") '07
2. Dana Boone13.05m (42' 9.75") '91
3. **Dallas Rose 12.79m (41' 11.5") .. '12**
4. Nacole Guinn12.71m (41' 8.50") '01
5. Nicole Kimbrough12.49m (40' 11.75") '95
- Atalaya Jones12.49m (40' 11.75") '93
7. Curtrell Frye12.48m (40' 11.50") '02
8. **Britni Strates 12.46m (40' 10.5") '12**
9. Tiffany King12.41m (40' 8.50") '97
10. Katie Tershel12.39m (40' 7.75") '08

HIGH JUMP

1. Ann Bair1.88m (6' 2") '83
2. Sherry Gould1.86m (6' 1.25") ... '93
3. **Pearl Bickersteth 1.83m (6' 0") '12**
4. Robin Landes1.81m (5' 11.25") .. '88
5. Rachel Marks1.79m (5' 10.75") .. '06
6. Meggie Schuelke1.76m (5' 9.25") ... '04
- Emily Kianka 1.76m (5' 9.25") ... '12**
8. Karen DiDonato1.75m (5' 9.0") '91
9. Kate Doyle1.74m (5' 8.75") ... '90
10. Susan Brownell1.73m (5' 8.5") '82

HEPTATHLON

1. Rebecca Grube5512 '94
2. Susan Brownell5458 '82
3. Beth Sheehan5407 '86
4. Ann Bair5387 '83
5. Sherry Gould5166 '93
6. Angela Griffith4967 '98
7. Suzanne Sweeney4915 '97
8. Katie Kiladis4855 '97
9. Bianca DeBartolo4854 '07
10. Erika Pietrzak4757 '91



MAUREEN LAFFAN

MEN'S OUTDOOR TOP-10

MEN'S OUTDOOR TOP-10

100-METER DASH

| | | |
|--------------------|-------|-----|
| 1. Gerald Howard | 10.42 | '95 |
| 2. Reuben Jones | 10.45 | '08 |
| 3. Shay Clark | 10.50 | '02 |
| 4. Edwin Brown | 10.52 | '85 |
| 5. Scott Kimball | 10.53 | '03 |
| 6. Bruce Randolph | 10.69 | '84 |
| 7. Jarrett Hagwood | 10.72 | '02 |
| 8. Mauri Anderson | 10.74 | '80 |
| 9. Orren Prunty | 10.84 | '02 |
| Ben Jullien | 10.84 | '96 |

100-Yard Dash

| | | |
|-----------------|-----|-----|
| 1. Kent Merritt | 9.3 | '73 |
|-----------------|-----|-----|

200-METER DASH

| | | |
|-----------------------|-------|-----|
| 1. Gerald Howard | 20.79 | '95 |
| 2. Ben Sarpong | 20.87 | '95 |
| 3. Edwin Brown | 20.90 | '85 |
| 4. Reuben Jones | 21.16 | '08 |
| 5. Kellen Blassingame | 21.24 | '05 |
| 6. Conlon Bonner | 21.28 | '08 |
| 7. Scott Kimball | 21.31 | '02 |
| 8. Eric Adderly | 21.32 | '82 |
| 9. Rahn Turner | 21.39 | '98 |
| 10. Jason Young | 21.51 | '04 |

220-Yard Dash

| | | |
|--------------|-------|-----|
| 1. Tony Sepp | 20.6s | '60 |
|--------------|-------|-----|

400-METER RUN

| | | |
|-----------------------|-------|-----|
| 1. Kellen Blassingame | 46.02 | '05 |
| 2. Meikle Paschal | 46.61 | '08 |
| 3. Kevin Anding | 46.84 | '10 |
| 4. Jim Bruce | 46.94 | '79 |
| 5. Ben Kurgat | 46.96 | '88 |
| 6. Jason Young | 47.07 | '04 |
| 7. Gerald Howard | 47.23 | '95 |
| 8. Leon Palmer | 47.26 | '84 |
| 9. Payton Hazzard | 47.29 | '12 |
| 10. Aundre Oldacre | 47.52 | '98 |

440-Yard Dash

| | | |
|----------------|------|-----|
| 1. John Morris | 47.7 | '70 |
|----------------|------|-----|

800-METER RUN

| | | |
|---------------------|---------|-----|
| 1. Paul Ereng | 1:43.16 | '89 |
| 2. Robby Andrews | 1:44.71 | '11 |
| 3. Lance Roller | 1:46.11 | '10 |
| 4. Ray Brown | 1:46.74 | '83 |
| 5. Ben Kurgat | 1:47.32 | '90 |
| 6. John Hinton | 1:47.33 | '84 |
| 7. Greg Canty | 1:47.44 | '80 |
| 8. Anthony Kostelac | 1:48.96 | '12 |
| 9. Vince Draddy | 1:49.05 | '81 |
| 10. Andrew Lobb | 1:49.39 | '09 |

1500-METER RUN

| | | |
|------------------|---------|-----|
| 1. John Hinton | 3:40.24 | '83 |
| 2. Vince Draddy | 3:40.44 | '81 |
| 3. Robby Andrews | 3:40.77 | '11 |
| 4. Patrick Todd | 3:41.51 | '12 |
| 5. Andrew Jesien | 3:41.78 | '09 |
| 6. Ray Weeden | 3:43.65 | '99 |
| 7. Brett Johnson | 3:44.44 | '11 |
| 8. Alex Bowman | 3:44.65 | '10 |
| 9. Jan Foerster | 3:44.68 | '07 |
| 10. Kevin McHale | 3:44.84 | '07 |

3000-METER STEEPLECHASE

| | | |
|-------------------|---------|-----|
| 1. Jan Foerster | 8:34.78 | '07 |
| 2. Rob Cook | 8:39.36 | '94 |
| 3. Steve Finley | 8:40.56 | '10 |
| 4. Mike Cotton | 8:44.44 | '81 |
| 5. Soeren Linder | 8:51.89 | '05 |
| 6. Tim Lloyd | 8:53.84 | '80 |
| 7. John Hinton | 8:55.14 | '84 |
| 8. Walt Kingsbery | 8:56.17 | '05 |
| 9. Andrew Mearns | 8:56.41 | '11 |
| 10. Sam Jackson | 8:56.80 | '01 |

5000-METER RUN

| | | |
|-------------------|----------|-----|
| 1. Kris Herdt | 13:37.44 | '87 |
| 2. Sean Keveren | 13:48.34 | '12 |
| 3. Jim Hays | 13:55.2h | '85 |
| 4. Kyle King | 13:55.60 | '12 |
| 5. Ryan Collins | 13:55.94 | '09 |
| 6. Mike Cotton | 13:56.44 | '81 |
| 7. Ryan Foster | 14:02.83 | '06 |
| 8. Emil Heineking | 14:03.79 | '09 |
| 9. Andy Biladeau | 14:06.73 | '06 |
| 10. Andrew Dumm | 14:07.04 | '06 |

10000-METER RUN

| | | |
|--------------------|----------|-----|
| 1. Mike Cotton | 28:55.34 | '81 |
| 2. Andrew Dumm | 28:59.25 | '07 |
| 3. Trey Miller | 29:14.21 | '10 |
| 4. Ryan Foster | 29:16.79 | '06 |
| 5. Sean Keveren | 29:31.86 | '12 |
| 6. Ryan Collins | 29:35.10 | '10 |
| 7. Mark Hammons | 29:47.34 | '94 |
| 8. Collin Peddie | 29:49.89 | '84 |
| 9. Andy Biladeau | 29:53.99 | '07 |
| 10. Will Christian | 29:55.47 | '04 |

110-METER HURDLES

| | | |
|----------------------|-------|-----|
| 1. Adams Abdulrazaaq | 13.66 | '11 |
| 2. Barry Word | 13.88 | '84 |
| 3. Greg Johnson | 13.91 | '82 |
| 4. Jarrett Hagwood | 14.13 | '02 |
| 5. Kevin Williams | 14.14 | '79 |
| 6. Rob Archer | 14.16 | '84 |
| 7. Ronde Barber | 14.22 | '94 |
| 8. Isi Azeke | 14.31 | '05 |
| 9. Aaron Shepperd | 14.36 | '12 |
| 10. Marion Mason | 14.41 | '99 |
| Gemayel Hazard | 14.41 | '02 |

120-Yard Hurdles

| | | |
|-------------------|------|-----|
| 1. Kevin Williams | 13.8 | '77 |
|-------------------|------|-----|



JAN FOERSTER (above)

**ADAMS ABDULRAZAAQ
(below)**



MEN'S OUTDOOR TOP-10

400-METER HURDLES

1. Steve Delice50.02 '10
2. Karl Williams50.34 '79
3. Rob Archer50.80 '84
4. Bruce Berry51.09 '85
5. Kevin Williams.....51.54 '79
6. Adams Abdulrazaaq .51.79 '08
7. George Johnson51.98 '81
8. Dave Revelle.....52.05 '84
9. Bob Wilks52.21 '84
10. Greg Nelson52.43 '08

400-Yard Hurdles

1. Karl Williams50.9 '77

SHOT PUT

1. **Nick Vena 19.51m (64' 0.25") '12**
2. Yemi Ayeni18.23m (59' 9.75")'09
3. Kevin Latham17.48m (57' 4") '85
4. Mike Murphy17.15m (56' 3.25")'93
5. Thom McKinney.....17.06m(55'11.75")'91
6. Al Sinesky.....16.83m (55' 2.75")'69
7. Mike Theuerkauf16.78m (55' 1") '90
8. Pete Sheehan16.22m (53' 2.75")'92
9. Eric Pickle.....16.15m (53' 0") '08
10. Joe Taylor16.04m (52' 7.5") . '79

DISCUS

1. Yemi Ayeni61.11m (200' 6") .. '07
2. Larry Wilson.....57.91m (190' 0") .. '99
3. Kevin Latham56.71m (186' 1") .. '79
4. Phil Vincenzes55.98m (183' 8") .. '82
5. Nick Vena54.84m (179' 11") '12
6. Mike Murphy52.78m (173' 2") .. '93
7. Tim Bilmanis52.57m (172' 6") .. '01
8. Peter Sheehan50.59m (166' 0") .. '91
9. Eric Pickle.....50.29m (165' 0") .. '08
- Andrew Fahringer50.29m (165' 0") .. '10

HAMMER THROW

1. Vincenzo Chiariello64.29m (210' 11") '12
2. Bill Johnston58.19m (190' 11") '01
3. Robert Guider55.67m (182' 8") .. '10
4. **James Fuson..... 55.53m (182' 2").. '12**
5. Phil Vincenzes53.23m (174' 8") .. '79
6. Walker Anderson52.68m (172' 10") '04
7. Thom McKinney.....46.99m (154' 2") .. '90
8. Bill Kerr46.81m (153' 7") .. '96
9. Kyle Galle46.74m (153' 4") .. '07
10. Rob Rankin46.82m (152' 6") .. '07

LONG JUMP

1. Greg Byers.....7.70m (25' 3.25") . '82
2. Mike Harvey7.67m (25' 2") '69
3. Wes Dungan.....7.48m (24' 6.5") ... '94
- Tiki Barber.....7.48m (24' 6.5") ... '95
5. Keith Witherspoon...7.45m (24' 5.25") . '76
6. Bruce Randolph7.43m (24' 4.5") ... '84
7. Dion Woolfolk7.41m (24' 3.75") . '96
8. Stephen Dunphy7.39m (24' 3") '94
- Jarrett Hagwood7.39m (24' 3") '02
10. Marcus Robinson7.24m (23' 9.25") . '08

TRIPLE JUMP

1. Marcus Robinson16.46m (54' 0") '12
2. Keith Witherspoon.....16.27m (53' 4.50")'76
3. Chike Chukwolie...15.94m (52' 3.75")'90
4. Greg Byers.....15.56m (51' 0.75")'84
5. Cornell Grayson15.55m (51' 0.50")'90
6. Donald Scott15.43m (50' 7.50")'94
7. Mike Mosley15.25m (50' 0.5") . '85
- Ryan Satchell..... 15.25m (50' 0.5") . '12**
9. DeMargo Hopson15.19m (49' 10.0")'88
10. Mike Harvey15.10m (49' 6.75")'69

HIGH JUMP

1. Herman Moore2.19m (7' 2.25") ... '88
- Greg Byers.....2.19m (7' 2.25") ... '82
3. Greg Nelson2.10m (6' 10.75") . '10
- Chris Clementson.....2.10m (6' 10.75") . '02
- Mike Riso2.10m (6' 10.75") . '02
- Bob Lund.....2.10m (6' 10.75") . '91
7. Cordell Green2.09m (6' 10.25") . '95
8. Wes Dungan.....2.08m (6' 9.75") ... '94
9. Arthur Gennari.....2.05m (6' 8.75") ... '10
- Tommy Devita 2.05m (6' 8.75")... '12**

POLE VAULT

1. David Sullivan.....5.35m (17' 6.75") . '05
2. Brian Shafer5.20m (17' 0.75") . '93
3. Tom Cooke5.05m (16' 6.75") . '95
4. Jeff McClurg4.95m (16' 2.75") . '07
5. David Lewis4.89m (16' 0.75") . '06
6. David Hood4.88m (16' 0.0") ... '88
7. Mike Hood4.85m (15' 11.0") . '91
- Greg Blair4.85m (15' 11.0") . '04
9. Stephen Dunphy4.80m (15' 9.0") ... '92
10. Jake Williams4.77m (15' 7.75") . '91

JAVELIN (old)

1. Ed Mikula72.24m (237' 0") .. '78
2. Gene Engle65.43m (214' 8") .. '69
3. Billy Smith64.49m (211' 7") .. '84
4. Steve Roseme62.28m (204' 4") .. '85

JAVELIN (new)

1. Andy Fahringer.....75.19m (246' 8") .. '12
2. Brian Kollar74.22m (243' 6") .. '01
3. John Welch72.19m (236' 10") '02
4. Steve Kiessling69.67m (228' 7") .. '92
5. James Murdock63.93m (209' 9") .. '02
6. Stephen Dunphy61.62m (202' 2") .. '94

DECATHLON

1. Stephen Dunphy7920 '92
2. Willy Pirtle7676 '82
3. John Bryan7666 '81
4. David Lewis7105 '08
5. Bill Smith6863 '83
6. Sean Sullivan6847 '96
7. John Anderson6814 '95
8. David Daughtry6652 '81
9. Robert Price6537 '83
10. Alex Wadley6467 '92



VINCENZO CHIARIELLO

WOMEN'S INDOOR FRESHMAN RECORDS

WOMEN'S INDOOR RECORDS

55-METER DASH

1. Charlene Hinton.....6.93 '86
2. Sonja Fridy6.99 '84
3. Julie Sandy7.08 '87
4. Ellen Fox.....7.10 '84
- Valentia Alleyne7.10 '92

60-METER DASH

1. **Jordan Lavender..... 7.57 '12**
2. Janne'a Bridgeford ...7.68 '05
3. **Danielle Williams ... 7.73 '10**
4. Julie Sandy7.74 '87
5. Kelly Miller7.75 '97

200-METER DASH

1. **Jordan Lavender..... 24.25 '12**
2. Leslie Satchell.....24.80 '95
3. Galyn Iloka24.84 '07
4. Kiamesha Odey24.87 '00
5. Michelle Samuels.....25.16 '91

300-METER DASH

1. **Jordan Lavender..... 39.06 '12**
2. Julie Sandy39.43 '87
3. Jenni Weatherly40.61 '09
4. **Danielle Williams ... 40.87 '10**
5. Cathy Fitzpatrick41.00 '83

400-METER DASH

1. **Jordan Lavender..... 54.69 '12**
2. Michelle Samuels.....55.81 '91
3. Meagan Gillespie56.07 '09
4. Leslie Satchell.....56.67 '95
5. Erin Crawford57.05 '04

500-METER DASH

1. Cathron Birge1:14.16 '87
2. Phyllis Buge1:14.90 '84
3. Ayla Smith1:14.91 '07
4. Lyndsay Harper1:16.22 '08
5. Shelley McBride1:16.68 '86

600-METER RUN

1. Meagan Gillespie1:34.36 '09
2. Lauri Collins.....1:38.40 '82
3. Cathy Fitzpatrick1:38.90 '83
4. Amy Parker.....1:48.91 '93

800-METER RUN

1. Morgane Gay2:08.07 '09
2. **Vanessa Fabrizio..... 2:08.79 '11**
3. Sandy Schuler2:09.90 '85
4. Lyndsay Harper2:13.13 '08
5. Lisa Welch2:13.30 '82

1000-METER RUN

1. Sandy Schuler2:44.40 '85
2. Shelley McBride2:50.40 '86
3. Claire Forbes2:55.31 '90
4. Suzy Kozub3:01.36 '98
5. Jennifer Owens3:02.01 '98

1500-METER RUN

1. Lisa Welch4:25.50 '82
2. Michelle Rowen4:25.64 '84
3. Lesley Welch4:26.20 '82
4. Marisa Schmitt4:35.00 '81
5. Tracy Duke.....4:48.54 '86

1-MILE RUN

1. Claire Forbes4:49.48 '90
2. Tasia Potasinski4:51.49 '10
3. Lara Drauglis4:53.94 '91
4. Michelle Rowen4:54.10 '84
5. **Ariel Karabinus..... 4:56.16 '11**

3000-METER RUN

1. **Katharine Walker ... 9:38.96 '11**
2. Claire Forbes9:48.68 '90
3. **Ariel Karabinus..... 9:49.95 '11**
4. Emily Harrison.....9:58.40 '05
5. Diana Burk9:58.97 '08

5000-METER RUN

1. Lesley Welch16:21.60 '82
2. **Katharine Walker ... 16:46.02 '11**
3. Lianna McVey.....16:49.71 '89
4. Diana Burk17:18.21 '08
5. Meghan McGarvey ..17:29.45 '02

55-METER HURDLES

1. Connie McKnight.....8.15 '96
2. Keshia Ashe.....8.21 '05
2. Ayla Smith8.21 '07
4. Tichanda Daniels.....8.24 '96
5. Tiffany Rush8.25 '89

60-METER HURDLES

1. Ayla Smith8.68 '07
2. Kim Turko8.69 '98
3. Shantell Bingham8.82 '12
4. Keshia Ashe.....8.85 '05
5. Chidimna Uche.....8.96 '08

HIGH JUMP

1. Karen Didonota.....1.71m '87
2. Janelle Clayton1.70m (5' 7") '10
- Pearl Bickersteth ... 1.70m (5' 7")..... '10**
- Emily Kianka..... 1.70m (5' 7")..... '11**
- Moira Cronin 1.70m (5' 7")..... '12**

LONG JUMP

1. Sonja Fridy19' 8" '84
2. Kiamesha Odey6.00m '00
3. Dana Boone5.96m '88
4. Kelly Miller5.80m '96
5. Rashwanda James....5.79m '08

TRIPLE JUMP

1. **Dallas Rose..... 12.56m '10**
2. **Britni Strates 12.32m (40' 5").... '12**
3. Rashawanda James..12.19m '08
4. Mishanta Reyes.....12.13m '99
5. Kelly Miller11.96m '96

POLE VAULT

1. Katie Darraugh3.52m '07
2. Kathryn Pettine3.36m '04
3. Alicia LaRoche.....3.35m '03
4. Hillary Parsons3.30m '09

SHOT PUT

1. Emily Vannoy15.42m '10
2. Anna Grant.....14.94m '08
3. Kristy Martin13.87m '97
4. Maureen Laffan.....13.75m '09
5. Mary Kinn13.56m '91

WEIGHT THROW

1. Emily Vannoy16.00m '10
2. Kristy Martin15.50m '97
3. Erin Wykoff15.11m '09
4. Maureen Laffan.....14.84m '09
5. Alexa Manning14.40m '06

PENTATHLON

1. Beth Sheehan.....3678 '83
2. Katie Ollendick3443 '94
3. Rachel Volentine3108 '91
4. Amanda York.....3075 '91
5. Anna Grant.....3034 '08

Bold denotes current Cavaliers

MEN'S INDOOR FRESHMAN RECORDS

MEN'S INDOOR RECORDS

55-METER DASH

| | | |
|------------------|------|-----|
| 1. Ruhn Turner | 6.15 | '97 |
| 2. Gerald Howard | 6.36 | '93 |
| 3. Anthony Swan | 6.38 | '86 |
| 4. Reuben Jones | 6.40 | '05 |
| 5. Tiki Barber | 6.44 | '94 |
| Chip Abbot | 6.44 | '94 |

60-METER DASH

| | | |
|-------------------|------|-----|
| 1. Leo McLaughlin | 6.89 | '11 |
| 2. Reuben Jones | 6.92 | '05 |
| 3. Matt Meyer | 6.97 | '09 |
| 4. Conlon Bonner | 6.98 | '08 |
| 5. Brandon Carter | 7.01 | '08 |

200-METER DASH

| | | |
|----------------------|-------|-----|
| 1. Conlon Bonner | 21.79 | '08 |
| 2. Ben Sargong | 22.16 | '92 |
| 3. Adam Abdulrazaaq | 22.24 | '08 |
| 4. Austin Von Ohlsen | 22.49 | '11 |
| 5. Gerald Howard | 22.51 | '93 |

300-METER DASH

| | | |
|---------------------|-------|-----|
| 1. Anthony Swan | 34.11 | '86 |
| 2. Adam Abdulrazaaq | 34.63 | '08 |
| 3. Patrick Farmer | 34.74 | '11 |
| 4. Conlon Bonner | 34.78 | '08 |
| 5. Meikle Paschal | 34.94 | '08 |

400-METER DASH

| | | |
|-------------------|-------|-----|
| 1. Paul Ereng | 47.64 | '88 |
| 2. Meikle Paschal | 48.11 | '08 |
| 3. Ben Kurgat | 48.26 | '88 |
| 4. Leon Palmer | 48.50 | '82 |
| 5. Kevin Anding | 48.87 | '09 |

500-METER RUN

| | | |
|--------------------|---------|-----|
| 1. Paul Ereng | 1:02.02 | '88 |
| 2. Bruce Berry | 1:03.31 | '85 |
| 3. Ray Brown | 1:03.80 | '81 |
| 4. Dwayne Brake | 1:03.97 | '83 |
| 5. Michael Johnson | 1:04.50 | '86 |

600-METER RUN

| | | |
|--------------------|---------|-----|
| 1. Dwayne Brake | 1:11.99 | '83 |
| 2. David Revelle | 1:12.39 | '81 |
| 3. Patrick Redmond | 1:13.89 | '93 |
| 4. Chris Snead | 1:13.99 | '83 |
| 5. Robby Andrews | 1:19.35 | '10 |

800-METER RUN

| | | |
|---------------------|---------|-----|
| 1. Robby Andrews | 1:48.39 | '10 |
| 2. Anthony Kostelac | 1:49.24 | '11 |
| 3. Paul Ereng | 1:49.31 | '88 |
| 4. TJ Hobart | 1:51.93 | '11 |
| 5. Lance Roller | 1:52.19 | '09 |

1000-METER RUN

| | | |
|------------------|---------|-----|
| 1. Rob Pearce | 2:27.69 | '97 |
| 2. Billy Convey | 2:28.30 | '84 |
| 3. TJ Hobart | 2:28.40 | '11 |
| 4. Brett Johnson | 2:28.47 | '10 |
| 5. Ken Cheeseman | 2:29.80 | '85 |

1500-METER RUN

| | | |
|------------------|-----------|-----|
| 1. John Hinton | 3:51.50 | '82 |
| 2. Billy Convey | 3:53.30 | '84 |
| 3. Ken Cheeseman | 3:54.90HT | '85 |
| 4. Jim Brooks | 3:58.60 | '84 |
| 5. Matt White | 4:01.20 | '87 |

1-MILE RUN

| | | |
|-------------------|---------|-----|
| 1. Alex Tatu | 4:03.00 | '05 |
| 2. Sintayehu Taye | 4:04.04 | '09 |
| 3. John Hinton | 4:06.90 | '82 |
| 4. Ed Schrom | 4:07.99 | '12 |
| 5. Zach Vrhovac | 4:08.18 | '10 |

3000-METER RUN

| | | |
|-------------------|---------|-----|
| 1. Kyle King | 8:13.85 | '12 |
| 2. Chris Foley | 8:14.41 | '12 |
| 3. Taylor Gilland | 8:16.37 | '11 |
| 4. Drew Paisley | 8:24.24 | '11 |
| 5. Ryan Foster | 8:25.41 | '05 |

5000-METER RUN

| | | |
|-----------------|----------|-----|
| 1. Chris Foley | 14:03.67 | '12 |
| 2. Ryan Foster | 14:32.99 | '05 |
| 3. Bobby Thiele | 14:35.57 | '98 |
| 4. Kyle King | 14:45.79 | '12 |
| 5. Matt Illian | 14:49.77 | '96 |

55-METER HURDLES

| | | |
|---------------------|------|-----|
| 1. Tosin Oluwole | 7.29 | '05 |
| 2. Steve Dunphy | 7.40 | '90 |
| 3. Ronde Barber | 7.45 | '94 |
| 4. Adam Abdulrazaaq | 7.54 | '08 |
| 5. Robert Wilks | 7.66 | '83 |

60-METER HURDLES

| | | |
|---------------------|------|-----|
| 1. Adam Abdulrazaaq | 7.26 | '08 |
| 2. Aaron Sheppherd | 8.03 | '11 |
| 3. Jarrett Hagwood | 8.05 | '99 |
| 4. Marion Mason | 8.23 | '98 |
| Devin Brewer | 8.23 | '12 |

HIGH JUMP

| | | |
|-------------------|-------|-----|
| 1. Mike Riso | 2.08m | '02 |
| 2. Tommy DeVita | 2.04m | '11 |
| 3. Arthur Gennari | 2.03m | '07 |
| 4. Gerald Howard | 2.00m | '93 |
| 4. Cordell Green | 2.00m | '95 |

POLE VAULT

| | | |
|-------------------|-------|-----|
| 1. David Sullivan | 4.97m | '03 |
| 2. Brian Shafer | 4.90m | '90 |
| 3. Jake Williams | 4.87m | '91 |
| 4. Greg Blair | 4.82m | '03 |
| 5. Tom Cooke | 4.70m | '92 |

LONG JUMP

| | | |
|------------------|-------|-----|
| 1. Matt Meyer | 7.52m | '09 |
| 2. Tiki Barber | 7.48m | '94 |
| 3. Marion Mason | 7.24m | '98 |
| 4. Simon Facey | 7.23m | '95 |
| 5. Dion Woolfolk | 7.03m | '94 |

TRIPLE JUMP

| | | |
|--------------------|-------------------|-----|
| 1. Ryan Satchell | 15.02m (49' 3.5") | '12 |
| 2. Darryl Smith | 48' 4" | '79 |
| 3. Marcus Robinson | 14.63m | '08 |
| 4. Tiki Barber | 14.48m | '94 |
| 5. Donald Scott | 13.99m | '92 |

SHOT PUT

| | | |
|-----------------------|-----------------|-----|
| 1. Nick Vena | 18.92m (62' 1") | '12 |
| 2. Mike Theuerkauf | 16.51m (54' 2") | '89 |
| 3. James Fuson | 15.58m | '11 |
| 4. Eric Pickle | 14.93m | '91 |
| 5. Vincenzo Chiarello | 14.80m | '10 |

WEIGHT THROW

| | | |
|-----------------------|--------|-----|
| 1. Vincenzo Chiarello | 16.40m | '09 |
| 2. Robert Guider | 15.63m | '10 |
| 3. Walker Anderson | 14.68m | '03 |
| 4. John Welch | 13.09m | '99 |
| 5. Kayle Galle | 13.06m | '07 |

HEPTATHLON

| | | |
|-----------------------|--------------|-----|
| 1. Christian Lavorgna | 4,693 points | '12 |
|-----------------------|--------------|-----|

Bold denotes current Cavaliers

WOMEN'S OUTDOOR FRESHMAN RECORDS

WOMEN'S OUTDOOR RECORDS

100-METER DASH

1. Kelly Miller11.70 '96
2. Kiamesha Otey11.72 '00
3. Talia Wise11.85 '06
4. Leslie Satchell11.89 '95
5. Janne'a Bridgeford ..11.90 '05

200-METER DASH

1. Leslie Satchell24.04 '95
2. Kelly Miller24.14 '96
- 3. Jordan Lavender..... 24.19 '12**
4. Caroline Harvey24.29 '01
5. Talia Wise24.31 '06

400-METER DASH

- 1. Jordan Lavender..... 53.44 '12**
2. Lisa Garrett54.14 '81
3. Michelle Samuels55.15 '91
4. Kim Dukes56.20 '85
5. Rebecca Grube56.26 '92

800-METER RUN

- 1. Vanessa Fabrizio..... 2:06.76 '12**
2. Morgane Gay2:08.29 '09
3. Gail Bryant2:11.00 '82
4. Ariane Sloan2:11.23 '07
5. Erin O'Doherty2:11.28 '02

1500-METER RUN

1. Morgane Gay4:15.56 '09
2. Lesley Welch4:16.84 '82
3. Lisa Welch4:17.60 '82
4. Claire Forbes4:18.52 '90
5. Margaret Groos4:21.10 '78

5000-METER RUN

- 1. Chelsea Ley 16:12.62 '12**
2. Lesley Welch16:21.60 '82
- 3. Kathleen Stevens.... 16:26.91 '12**
4. Claire Forbes16:48.44 '90
5. Patty Matava16:49.50 '84

10000-METER RUN

1. Beni Gras34:34.17 '91
- 2. Katherine Walker ... 35:31.42 '11**
3. Anna Corrigan36:43.83 '09
4. Cheryl Twomey37:09.50 '97
5. K.C. Meehan37:11.97 '99

3000-METER STEEPLECHASE

1. Stephanie Garcia10:15.83 '07
2. Janine Ricci10:55.86 '04
- 3. Ariel Karabinus..... 11:06.49 '11**

100-METER HURDLES

1. Kim Turko13.93 '98
2. Lauren Echko13.86 '06
3. Alisha Tucker14.03 '93
4. Kristina Chapman14.18 '08
5. Kim Duke14.29 '85

400-METER HURDLES

1. Angela Lee57.64 '96
2. Erin Crawford58.56 '04
3. Karen Hatchett59.49 '82
4. Ayla Smith60.02 '07
5. Kristina Chapman60.83 '08

POLE VAULT

1. Viktoria Osipenko3.56m (11' 8.5") ... '00
2. Kathryn Pettine3.49m (11' 5.75") .. '04
3. Alica LaRoche3.35m (10' 11.75") '03
Katie Darraugh 3.35m (10' 11.75") '07
5. Annica White3.20m (10' 6") '99

HIGH JUMP

1. Ann Bair1.86m (6' 1.25") ... '80
2. Meggie Schuelke1.76m (5' 9.25") ... '04
- 3. Pearl Bickersteth 1.74m (5' 8.5")..... '10**
4. Susan Brownell1.73m (5' 8") '80
- 5. Emily Kianka 1.72m (5' 7.75")... '11**

LONG JUMP

1. Kelly Miller6.33m (20' 9.25") .. '96
2. Nicole Kimbrough ...6.29m (20' 7.75") .. '94
3. Sonya Fridy6.12m (20' 1") '84
4. Dana Boone6.03m (19' 9.25") .. '88
5. Kiamesha Otey5.95m (19' 6.25") .. '00

TRIPLE JUMP

- 1. Dallas Rose..... 12.66m (41' 6.5") .. '10**
2. Atalaya Jones12.49m(40'11.75")'93
- 3. Britni Strates 12.46m (40' 10.5")'12**
4. Tomika Ferguson12.35m (40' 6.25")'04
5. Rashawnda James ... 12.36m (40' 6.75") '08

SHOT PUT

1. Emily Vannoy15.30m (50' 2.5") .. '10
2. Maureen Laffan14.58m (47' 10") .. '09
3. Kristi Martin13.99m(45'10.75")'97
4. Elise Mitchell13.74m (45' 1") '00
5. Alexa Manning13.69m (44' 11") .. '06

HAMMER THROW

1. Elise Mitchell54.46m (178' 8") .. '00
2. Amy Bilmanis47.68m (156' 5") .. '06
3. Alexa Manning46.18m (151' 6") .. '06
4. Erin Wykoff45.85m (150' 5") .. '09
5. Maureen Laffan43.36m (142' 3") .. '09

DISCUS

1. Julia Solo52.04m (170' 9") .. '86
2. Amy Bilmanis51.77m (169' 10") .. '06
3. Amy Brown48.77m (160' 0") .. '95
4. Emily Vannoy47.96m (157' 4") .. '10
5. Hilary Wilson46.69m (153' 2") .. '98
Erin Wykoff47.02m (154' 3") .. '09

JAVELIN

1. Julia Solo52.04m (170' 9") .. '86
2. Ann Crouse50.85m (166' 10") .. '95
3. Inge Jorgensen50.24m (164' 10") .. '00
4. Meghan Briggs44.45m (145' 10") .. '07
5. Tara Karin43.64m (143' 2") .. '09

HEPTATHLON

1. Ann Bair5578 '80
2. Susan Brownell5419 '80
3. Rebecca Grube4996 '92
4. Katie Kiladis4610 '95
5. Curtrell Frye4568 '00

Bold denotes current Cavaliers

MEN'S OUTDOOR FRESHMAN RECORDS

MEN'S OUTDOOR RECORDS

100-METER DASH

1. Gerald Howard10.46 '93
2. Jason Dickerson10.50 '77
3. Reuben Jones10.65 '05
4. Edwin Brown10.76 '81
5. Ben Julien10.84 '96

200-METER DASH

1. Gerald Howard20.90 '93
2. Conlon Bonner21.28 '08
3. Scott Kimball21.78 '00
4. Kellen Blassingame ..21.80 '03
5. Reuben Jones21.84 '05

400-METER DASH

1. Meikle Paschal46.61 '08
2. Ben Kurgat46.96 '88
3. **Payton Hazzard..... 47.29 '12**
4. Ruhn Turner47.56 '97
5. Patrick Farmer47.83 '11

800-METER DASH

1. Paul Ereng1:44.31 '88
2. Robby Andrews1:45.54 '10
3. Lance Roller1:47.88 '09
4. **Anthony Kostelac.... 1:49.02 '11**
5. Ben Kurgat1:49.28 '88

1500-METER RUN

1. Robby Andrews3:41.09 '10
2. John Hinton3:46.10 '82
3. Alex Tatu3:46.63 '04
4. **Kyle King..... 3:46.80 '12**
5. Sintayehu Taye3:47.50 '09

5000-METER RUN

1. **Kyle King..... 13:55.60 '12**
2. Andy Biladeau14:06.73 '06
3. Emil Heineking14:11.40 '08
4. Ryan Collins14:12.85 '08
5. Sean Keveren.....14:14.46 '09

10000-METER RUN

1. Bobby Thiele29:58.29 '98
2. **Chris Foley..... 30:04:09 '11**
3. **Drew Paisley..... 30:33.86 '12**
4. Matt Ruhl30:36.60 '00
5. Collin Peddle30:47.00 '82

3000-METER STEEPLECHASE

1. John Hinton8:58.21 '82
2. **Colin Mearns 9:03:92 '11**
3. Jim Hays9:10.69 '82
4. Mike Cotton9:27.88 '78
5. Andrew Filachek9:32.77 '00

110-METER HURDLES

1. Kevin Williams14.14 '77
2. Adams Abdulrazaaq . 14.19 '08
3. Ronde Barber14.22 '94
4. Mike Abidin14.27 '82
5. Jarrett Hagwood14.34 '02

400-METER HURDLES

1. Karl Williams51.77 '77
2. Adams Abdulrazaaq . 51.79 '08
3. Greg Nelson52.43 '08
4. **Devin Brewer..... 52.52 '12**
5. Kevin Williams52.88 '77

POLE VAULT

1. Brain Shafer5.05m (16' 6.75") . '90
2. David Sullivan4.90m (16' 0.75") . '03
3. Jake Williams4.88m (16' 0") '01
4. Greg Blair4.82m (15' 9.75") . '03
5. Stephen Thompson .4.70m (15' 5") '06

LONG JUMP

1. Greg Byers7.33m (24' 0.5") .. '81
2. Stephen Dunphy7.30m (23' 11.5") . '90
3. Marcus Robinson7.25m (23' 9.25") . '08
4. Marion Mason7.24m (23' 9") '98
5. Gerald Howard7.19m (23' 7") '93

TRIPLE JUMP

1. Keith Witherspoon ..15.96m (52' 4.5") . '72
2. Greg Byers15.29m (50' 2") '81
3. **Ryan Satchell 15.25m (50' 0.5") . '12**
4. Marcus Robinson14.91m (48' 11") .. '08
5. Demargo Hopson14.79m (48' 6.25") '86

HIGH JUMP

1. Herman Moore2.20m (7' 2.5") '88
2. Greg Byers2.17m (7' 1.25") ... '81
3. Mike Riso2.10m (6' 10.75") . '02
4. **Tommy Devita 2.04m (6' 8.25")... '11**
5. Greg Nelson2.01m (6' 7") '08

SHOT PUT

1. Nick Vena19.51m (64' 0.25") '12
2. Mike Theuerkauf15.90m (52' 2") '89
3. Robert Rankin15.79m (51' 9.75") '06
4. Eric Pickle15.73m (51' 7.25") '07
5. Yemi Ayeni15.48m (50' 9.5") . '06

HAMMER THROW

1. Bill Johnston57.89m (189' 11") '00
2. Robert Guider.....55.68m (182' 8") .. '10
3. Vincenzo Chiariello ..52.37m (171' 10") . '09
4. Walker Anderson50.57m (165' 11") '03
5. **Thomas Fuson 49.53m (162' 6") .. '11**

DISCUS

1. Larry Wilson55.45m (181' 11") '96
2. Nick Vena.....54.84m (179' 11") '12
3. Yemi Ayeni54.18m (177' 9") .. '06
4. Phil Vincenzes52.53m (172' 4") .. '77
5. Peter Sheehan48.90m (160' 5") .. '89

JAVELIN

1. Brian Kollar68.53m (224' 10") '99
2. Steve Kessling68.25m (223' 11") '90
3. James Murdock57.79m (189' 7") .. '99
4. John Brian49.66m (162' 11") '78

DECATHLON

1. Sean Sullivan6847 '96
2. Stephen Dunphy.....6711 '90
3. John Brian6626 '78
4. Alex Waddey6467 '92
5. Willie Pirtle6445 '79

Bold denotes current Cavaliers

RELAY RECORDS

Women's Relay Records

4x100m Relay

Nicole Kimbrough, Leslie Satchell,
Chrissie Edmundson, Valentia Alleyne

| | | | |
|---------|-------|-------|-----|
| 1..... | 45.11 | | '95 |
| 2..... | 45.18 | | '03 |
| 3..... | 45.48 | | '10 |
| 4..... | 45.50 | | '08 |
| 5..... | 45.51 | | '93 |
| 6..... | 45.72 | | '11 |
| 7..... | 45.78 | | '07 |
| 8..... | 45.80 | | '01 |
| 9..... | 45.82 | | '06 |
| 10..... | 45.95 | | '94 |

4x200m Relay

| | | | |
|--------|---------|-------|-----|
| 1..... | 1:35.22 | | '03 |
| 2..... | 1:36.00 | | '08 |
| 3..... | 1:37.15 | | '86 |
| 4..... | 1:37.71 | | '07 |
| 5..... | 1:38.38 | | '05 |
| 6..... | 1:39.53 | | '06 |
| 7..... | 1:39.88 | | '02 |
| 8..... | 1:39.90 | | '04 |

4x400m Relay

Sonya Fridy, Tracy Crockett,
Phyllis Buber, Cathy Fitzpatrick

| | | | |
|---------|---------|-------|-----|
| 1..... | 3:36.24 | | '85 |
| 2..... | 3:36.42 | | '03 |
| 3..... | 3:38.45 | | '81 |
| 4..... | 3:39.07 | | '06 |
| 5..... | 3:40.01 | | '05 |
| 6..... | 3:40.50 | | '86 |
| 7..... | 3:40.71 | | '82 |
| 8..... | 3:41.37 | | '07 |
| 9..... | 3:41.48 | | '96 |
| 10..... | 3:41.92 | | '95 |

4x800m Relay

Gail Bryant, Linda Nicholson,
Lisa Welch, Jill Haworth

| | | | |
|---------|---------|-------|-----|
| 1..... | 8:32.13 | | '82 |
| 2..... | 8:39.31 | | '86 |
| 3..... | 8:43.16 | | '80 |
| 4..... | 8:44.19 | | '10 |
| 5..... | 8:45.20 | | '79 |
| 6..... | 8:46.40 | | '84 |
| 7..... | 8:46.74 | | '86 |
| 8..... | 8:47.97 | | '02 |
| 9..... | 8:48.60 | | '81 |
| 10..... | 8:52.69 | | '09 |

4x1500m Relay

Marianne Downey, Sandy Schuler,
Shelly McBride, Michelle Rowen

| | | | |
|--------|----------|-------|-----|
| 1..... | 17:48.76 | | '87 |
| 2..... | 18:12.18 | | '02 |
| 3..... | 18:16.62 | | '03 |
| 4..... | 18:16.63 | | '05 |
| 5..... | 18:47.02 | | '10 |
| 6..... | 18:54.90 | | '06 |
| 7..... | 19:34.37 | | '88 |

Distance Medley Relay

Morgane Gay, Ayla Smith,
Lyndsay Harper, Stephanie Garcia

| | | | |
|---------|----------|-------|-----|
| 1..... | 10:57.13 | | '11 |
| 2..... | 11:06.61 | | '87 |
| 3..... | 11:08.94 | | '81 |
| 4..... | 11:10.95 | | '86 |
| 5..... | 11:12.51 | | '82 |
| 6..... | 11:12.74 | | '84 |
| 7..... | 11:21.19 | | '10 |
| 8..... | 11:33.00 | | '09 |
| 9..... | 11:35.26 | | '00 |
| 10..... | 11:36.31 | | '03 |

Men's Relay Records

4x100m Relay

Bruce Randolph, Rob Archer,
Edwin Brown, Leon Palmer

| | | | |
|---------|-------|-------|-----|
| 1..... | 40.25 | | '84 |
| 2..... | 40.37 | | '08 |
| 3..... | 40.46 | | '02 |
| 4..... | 40.68 | | '94 |
| 5..... | 40.71 | | '07 |
| 6..... | 40.97 | | '83 |
| 7..... | 41.15 | | '11 |
| 8..... | 41.17 | | '09 |
| 9..... | 41.21 | | '85 |
| 10..... | 41.25 | | '98 |

4x200m Relay

| | | | |
|---------|---------|-------|-----|
| 1..... | 1:25.30 | | '02 |
| 2..... | 1:26.06 | | '04 |
| 3..... | 1:26.22 | | '00 |
| 4..... | 1:26.43 | | '01 |
| 5..... | 1:27.01 | | '03 |
| 6..... | 1:27.08 | | '07 |
| 7..... | 1:27.56 | | '11 |
| 8..... | 1:28.04 | | '05 |
| 9..... | 1:29.89 | | '08 |
| 10..... | 1:30.55 | | '06 |

4x400m Relay

Kevin Anding, Lance Roller,
Ozzie Bryan, Payton Hazzard

| | | | |
|---------|---------|-------|-----|
| 1..... | 3:07.11 | | '12 |
| 2..... | 3:07.14 | | '88 |
| 3..... | 3:08.20 | | '80 |
| 4..... | 3:08.44 | | '79 |
| 5..... | 3:08.80 | | '12 |
| 6..... | 3:09.28 | | '08 |
| 7..... | 3:09.32 | | '09 |
| 8..... | 3:09.50 | | '10 |
| 9..... | 3:09.60 | | '83 |
| 10..... | 3:10.09 | | '12 |

Sprint Medley

Leon Palmer, Robert Archer,
Edwin Brown, Ray Brown

| | | | |
|---------|---------|-------|-----|
| 1..... | 3:15.20 | | '84 |
| 2..... | 3:18.90 | | '79 |
| 3..... | 3:20.40 | | '85 |
| 4..... | 3:21.32 | | '05 |
| 5..... | 3:23.02 | | '04 |
| 6..... | 3:24.00 | | '02 |
| 7..... | 3:24.21 | | '07 |
| 7..... | 3:24.21 | | '08 |
| 9..... | 3:24.58 | | '05 |
| 10..... | 3:25.25 | | '03 |

4x800m Relay

Brett Johnson, Lance Roller,
Anthony Kostelac, Robby Andrews

| | | | |
|---------|---------|-------|-----|
| 1..... | 7:12.15 | | '11 |
| 2..... | 7:14.59 | | '81 |
| 3..... | 7:14.64 | | '82 |
| 4..... | 7:15.38 | | '10 |
| 5..... | 7:21.58 | | '80 |
| 6..... | 7:21.60 | | '84 |
| 7..... | 7:22.99 | | '09 |
| 8..... | 7:24.91 | | '98 |
| 9..... | 7:27.55 | | '99 |
| 10..... | 7:29.25 | | '04 |

4x1500m Relay

Don Sullivan, Chuck Brown,
Theo Hodge, Vince Draddy

| | | | |
|--------|----------|-------|-----|
| 1..... | 15:09.34 | | '81 |
| 2..... | 15:26.84 | | '88 |
| 3..... | 15:28.95 | | '05 |
| 4..... | 15:33.40 | | '87 |
| 5..... | 15:49.09 | | '01 |
| 6..... | 15:49.73 | | '83 |
| 7..... | 15:58.92 | | '10 |
| 8..... | 16:02.11 | | '04 |
| 9..... | 16:32.76 | | '98 |

4xMile Relay

Sintayehu Taye, Kevin Tschirhart,
Emil Heineking, Andrew Jesien

| | | | |
|--------|----------|-------|-----|
| 1..... | 16:22.49 | | '09 |
| 2..... | 16:28.03 | | '06 |
| 3..... | 16:31.04 | | '08 |
| 4..... | 16:51.28 | | '07 |
| 5..... | 17:12.40 | | '81 |

Shuttle Hurdle Relay

Mike Abidin, Bob Wilks
Barry Word, Rob Archer

| | | | |
|--------|-------|-------|-----|
| 1..... | 57.10 | | '82 |
| 2..... | 57.27 | | '84 |
| 3..... | 58.10 | | '79 |
| 4..... | 58.30 | | '80 |
| 5..... | 58.50 | | '81 |

Distance Medley Relay

Dave Revelle, John Hinton,
Ray Brown, Vince Draddy

| | | | |
|--------|---------|-------|-----|
| 1..... | 9:25.56 | | '83 |
| 2..... | 9:31.79 | | '82 |
| 3..... | 9:38.70 | | '84 |
| 4..... | 9:43.59 | | '09 |
| 5..... | 9:45.02 | | '05 |
| 6..... | 9:45.90 | | '81 |
| 7..... | 9:46.33 | | '10 |
| 8..... | 9:52.97 | | '99 |

LANNIGAN FIELD RECORDS

LANNIGAN FIELD WOMEN'S RECORDS

| Event | Name | Affiliation | Time/Mark | Date |
|--------------------------|--------------------------------|------------------------------|-------------------------|-------------|
| 100 meters | Dezerea Bryant | Clemson | 11.29 | 4/21/12 |
| 200 meters | Rochelle Stevens | Morgan State | 22.84 | 1987 |
| 400 meters | Marlena Wesh | Clemson | 51.43 | 4/21/12 |
| 800 meters | Diana Richburg | Gazelle International TC | 2:03.1 | 1983 |
| 1,500 meters | Emily Infeld | Georgetown | 4:12.44 | 5/12/12 |
| 3,000 meters | Betty Springs | NC State | 9:01.6 | 1983 |
| 5,000 meters | Rachel Ward | Ragged Mountain Running Club | 15:47.05 | 5/12/12 |
| 10,000 meters | Kristin Price | NC State | 33:39.66 | 2002 |
| 100-meter hurdles | Bridgette Owens | Clemson | 13.03 | 4/21/12 |
| 400-meter hurdles | Jernail Hayes | QuickStars | 56.36 | 5/12/12 |
| 3,000-meter steeplechase | Alyssa Kulik | Clemson | 9:52.90 | 4/20/12 |
| 4x100-meter relay | Owens, Wesh, Bryant, Edgeron | Clemson | 43.58 | 4/21/12 |
| 4x400-meter relay | Fluker, Bryant, Harrison, West | Clemson | 3:33.68 | 4/21/12 |
| High Jump | Ann Bair | Virginia | 1.85m (6' 1") | 1983 |
| Pole Vault | Martina Schultze | Virginia Tech | 4.30m (14' 1.25") | 4/20/12 |
| Long Jump | Kiamesha Otey | Virginia | 6.54m (21' 5.5") | 2002 |
| Triple Jump | Ayana Alexander | Trinidad & Tobago | 14.14m (46' 4.75") | 5/12/12 |
| Shot Put | Michelle Anumba | Duke | 17.18m (56' 4.5") | 4/20/12 |
| Discus Throw | Penny Neer | Unattached | 54.73m (179' 7") | 1985 |
| Hammer Throw | Jamine Moton | Clemson | 62.82m (206' 1") | 2002 |
| Javelin Throw | Karlee McQuillen | Unattached | 55.43m (181' 10") | 5/12/12 |
| Heptathlon | Kiani Profit | Maryland | 5,695 points | 4/19-20/12 |

LANNIGAN FIELD MEN'S RECORDS

| Event | Name | Affiliation | Time/Mark | Date |
|--------------------------|-----------------------------------|---------------------|---------------------------|----------------|
| 100 meters | Kemar Hyman | Florida State | 10.07 | 4/21/12 |
| 200 meters | Horatio Williams | Florida State | 20.64 | 4/20/12 |
| 400 meters | Bryan Swarn | Georgia Tech | 45.68 | 2002 |
| 800 meters | Brian McNelis | Georgetown | 1:47.00 | 1983 |
| 1,500 meters | Erik Van Ingen | Binghamton | 3:38.06 | 5/12/12 |
| 1 mile | Robby Andrews | Virginia | 4:01.55 | 2010 |
| 3,000 meters | Garrett Jeffries | Missouri | 8:25.07 | 2008 |
| 5,000 meters | Randy Reina | Unattached | 13:39.09 | 1986 |
| 10,000 meters | Breandan O'Neill | Florida State | 29:30.00 | 4/19/12 |
| 110-meter hurdles | Devon Hill | Miami | 13.35 | 4/21/12 |
| 400-meter hurdles | Charles Moss | Tyson TC | 50.37 | 1986 |
| 3,000-meter steeplechase | John Gregorek | Georgetown | 8:34.9 | 1982 |
| 4x100-meter relay | Hyman, Williams, Mitchell, Ambler | Florida State | 39.08 | 4/21/12 |
| 4x400-meter relay | Villanova | Villanova | 3:05.01 | 1985 |
| High Jump | Adam Shunk-Michael Krone | North Carolina-Duke | 2.23m (7' 3.75") | 2002-4/21/12 |
| Pole Vault | Hunter Hall | Virginia Tech | 5.40m (17' 8.5") | 4/20/12 |
| Long Jump | Ray Hawkins | Nike Boston TC | 7.90m (25' 11") | 1991 |
| Triple Jump | David McFadgen | DC Striders | 16.69m (54' 9.25") | 1986 |
| Shot Put | Nick Vena | Virginia | 19.51m (64' 0.25") | 4/20/12 |
| Discus Throw | Andy Bloom | Unattached | 60.58m (198' 9") | 1997 |
| Hammer Throw | Alexander Ziegler | Virginia Tech | 70.09m (229' 11") | 4/19/12 |
| Javelin Throw | Andy Farhinger | Virginia | 75.19m (246' 8") | 5/12/12 |
| Decathlon | Gonzalo Barroilhet | Florida State | 8,065 points | 4/19-20/12 |

ACC 50TH ANNIVERSARY TEAMS

On May 8, 1953, the Atlantic Coast Conference was formed at the Sedgefield Country Club in Greensboro, N.C. In the intervening 49 years, the league has come a long way since those early days and has developed into a national leader in intercollegiate athletics. In the midst of the 2002-2003 season, the conference celebrated its 50th birthday in style. A series of events were planned to commemorate the ACC 50 years of excellence in intercollegiate athletics, including naming a 50th Anniversary Team for each of the conference's sports.

WOMEN

Ann Bair, Virginia (1980-1983)

50th Anniversary Track Team

Two-time All-American in the high jump (I) (1981, 1983) ... ACC Outdoor Champion in the high jump (1983) and Heptathlon (1983) ... UVA Outdoor record holder in the high jump (1.89m, 1983).

Dana Boone, Virginia (1988-1991)

50th Anniversary Track Team

Named to All-America team three times in 1991 (Long Jump, (I,O), Triple Jump (O)) ... All-American in the outdoor Long Jump in 1990 ... All-American in the Indoor and Outdoor Triple Jump in 1989 ... Three-time ACC Champion in the Outdoor Long Jump (1988,1990,1991) ... ACC Indoor Champion in Long Jump (1989) ... Two-time ACC Outdoor Champion in the Triple Jump (1988, 1991) ... Holds UVA Indoor record for the Long Jump (6.44m, 1991) ... Holds UVA Outdoor record for the Long Jump (6.65m, 1990) and the Triple Jump (13.05m, 1991).

Gail Bryant, Virginia (1982-1985)

50th Anniversary Track Team

Six-time All-American (440m (I), 4x440m (I)-1982, 4x800m (I), 800m (O)-1984, 4x800m (I), 800m (O)-1985) ... ACC Outdoor Champion in the 400m (1985) ... Two-time ACC Champion in the 400m Hurdles ... UVA Outdoor record holder in the 800m (2:04.21,1985), 4x800m (8:32.13, 1982).

Claire Forbes, Virginia (1990-1993)

50th Anniversary Cross Country and Track Teams

Two-time All-American in 1992 (3,000m (I,O)) ... Two-time ACC Outdoor Champion in the 1,500m (1990, 91), 3,000m (1990, 92) ... three-time ACC Outdoor Champion in the 5,000m (1990, 91, 92) ... ACC Indoor Champion in the Mile (1990) and 3,000m (1992) ... ACC Performer of the Meet (1990, 92).

Sonja Fridy, Virginia (1984-1987)

50th Anniversary Track Team

Five-time All-American in 1987 for Long Jump (I,O), 500m (I), 200m (O), 400m (O) ... ACC Outdoor Champion in the Long Jump (1985, 1986,1987), 100m (1984,1986,1987), 200m (1984 1986, 1987) ... ACC Indoor Champion 60m (1987) ... Holds UVA Outdoor records in the 100m (11.36,1987), 200m (23.14,1987), 400m (51.96,1987), 4x400 (3:36.24, 1985) ... Holds UVA Indoor records in 55m (6.82,1986), 500m (1:09.89,1987), 4x400m (3:39.93,1987) ... ACC Performer of the Meet (1986).

Sherry Gould, Virginia (1991-1994)

50th Anniversary Track Team

Three-time All-American (1993- High Jump (I,O) ... 1994 High Jump (I)) ... ACC Champion in Heptathlon (1993) ... two-time ACC Indoor Champion in the High Jump (1993, 1994) ... Holds UVA Indoor High Jump record (1.87m, 1994).

Margaret Groos, Virginia (1977-1980)

50th Anniversary Cross Country Team

Two time All-American in Cross Country (1978, 79) ... All-American (1,500m (O),1979) ... Holds UVA Outdoor record for the 5,000m (15:51.24, 1980), 3,000m (9:07.84, 1979) ... Holds UVA Indoor record for 3,200m (9:52.24, 1980) and 5,000m (15:34.74,1981).

Jill Haworth, Virginia (1980-1983)

50th Anniversary Cross Country Team

Nine-time All-American (1980-DMR (I), 1981-DMR (I),4x800m(I), 1,400m (O),Cross Country, 1982-DMR(I), One Mile (I), 1,500m (O) ... Cross Country, National Champion 1,500m (I) (1981) ... Member of National Championship Cross Country Team (1981, 82).

Patty Matava, Virginia (1985-1988)

50th Anniversary Cross Country Team

Three-time All American in Cross Country (1985, 86, 87) ... All-American in the 5,000m (O) (1988) ... Two-time ACC Outdoor Champion in the 5,000m (1984, 87) ... Holds UVA Outdoor record for 10,000m (32:58.64,1987).

Aileen O'Connor, Virginia (1979-1982)

50th Anniversary Cross Country Team

Three-time All-American in Cross Country (1979, 80, 81) ... All-American (1981-5,000m (I), 10,000m (O), 1982-Two Mile (I), 10,000m) ... Member of the 1981 and 82 National Championship Cross Country Team ... National Champion in 5,000m (1979) and 10,000m (1979).

Jennifer Owens, Virginia (1998-2001)

50th Anniversary Cross Country Team

Two time All-American in Cross Country (1999, 2001).

Michele Rowen, Virginia (1983-1986)

50th Anniversary Track Team

Five-time All-American (4x800m (I)-1984, 4x800m (I), 1,500m (O)-1986, Mile (I), 1,500m (O)-1986) ... ACC Indoor Championship in the Mile (1987) ... ACC Outdoor Champion in the 3,000m (1987) ... Holds UVA Outdoor record in the 1500m (4:15.37, 1987), 4x1500m (17:48.76, 1987), DMR (11:06.58, 1987).

Marissa Schmidt, Virginia (1979-1982)

50th Anniversary Cross Country Team

Two-time All-American in Cross Country (1981,1982), All-American in 4x800 (I) (1981), Mile (I) (1982), Member National Championship Cross Country Team (1981,1982).

Dana Slater, Virginia (1979-1982)

50th Anniversary Cross Country Team

Named All-American in Cross Country (1982) ... Member National Championship Cross Country Team (1981,1982).

Lesley Welch, Virginia (1980-1982)

50th Anniversary Cross Country Team

All-American (1981-Cross Country, 1982-DMR (I), Three Mile (I), 3,000m (I), Cross Country) ... National Champion in Cross Country (1982) ... Member National Championship Cross Country Team (1981, 82).

Lisa Welch, Virginia (1980-1982)

50th Anniversary Cross Country Team

Two-time All-American (Cross Country-1981, DMR (I)-1982) ... Member National Championship Cross Country Team (1981, 82).

MEN

Ray Brown, Virginia (1981-1984)

50th Anniversary Track Team

Three-time All-American (1000m (I),1984; 800m (O), 1984; 800m (I), 1982) ... two-time ACC Champion in the 800m (O), 1983, 1984 ... University of Virginia record holder in the 1000m (2:20.57, 1984), 4x800m(O) (7:14.64, 1982), 4x800m(I) (7:23.64, 1983), and the DMR (O) (9:25.56, 1983).

Greg Canty, Virginia (1977-1980)

50th Anniversary Track Team

Two-time All-American in 1977 and 1978 in the 1,000 yard run ... Three-time ACC Outdoor Champion in the 800m (1978,1979,1980), and four-time ACC Indoor Champion in the 1,000 yard run (1977-1980).

Mike Cotton, Virginia (1978-1981)

50th Anniversary Cross Country Team

Two time All-American (3,000m SC,1981 and Cross Country, 1980) ... ACC Champion in the 3,000m SC (1979) and 10,000m (1981) ... ACC Performer of the Meet (1981) ... UVA record holder in the 10000m (28:55.34, 1981).

Paul Ereg, Virginia (1988-1989)

50th Anniversary Track Team

Four-time All-American (800m (I,O) 1988, 1989) ... ACC Champion in the 800m (O) in both 1988 and 1989 and the 800m (I) in 1989 ... National Champion in the 800m (O) (1988), 800m (I) (1989), 800m (O) (1989) ... Holds UVA Indoor records in the 500m (1:02.44, 1988), 800m (1:44.84, 1988), and the 4x400m (3:12.55, 1989) ... Holds outdoor records in the 800m (1:43.16, 1989) and the 4x400m (3:07.14,1988).

Bobby Thiele, Virginia (1997-2000)

50th Anniversary Cross Country Team

Named to All-America team in 1999 for performance in Cross Country.

Keith Witherspoon, Virginia (1973-1976)

50th Anniversary Track Team

Named All-American in the Triple Jump (I) (1976) ... Two time ACC Indoor Champion in the Triple Jump (1975, 1976) ... Two time ACC Outdoor Champion in the Triple Jump (1975, 1976) ... UVA Indoor and Outdoor record holder (I)16.16m (1976),(O)16.27m(1976)

UVA ADMINISTRATION



TERESA A. SULLIVAN President, University of Virginia

Teresa A. Sullivan is the eighth president of the University. Before coming to U.Va., she was the Provost and Executive Vice President for Academic Affairs at the University of Michigan. She was also Professor of Sociology in the College of Literature, Science, and the Arts.


Prior to her work at the University of Michigan, Ms. Sullivan was Executive Vice Chancellor for Academic Affairs for the University of Texas System, a position she held from 2002 until May 2006. In that role, she was the chief academic officer for the nine academic campuses within the

University of Texas System. Ms. Sullivan first joined the University of Texas at Austin in 1975 as an instructor and then assistant professor in the Department of Sociology. From 1977-81, she was a faculty member at the University of Chicago. Ms. Sullivan returned to Texas in 1981 as a faculty member in Sociology. In 1986 she was named to the Law School faculty as well. Ms. Sullivan also held several administrative positions at Texas including: Vice President and Graduate Dean (1995-2002), Vice Provost (1994-95), Chair of the Department of Sociology (1990-92), and Director of Women's Studies (1985-87).

Ms. Sullivan's research focuses on labor force demography, with emphasis on economic marginality and consumer debt. The author or co-author of six books and more than 50 scholarly articles, her most recent work explores the question of who files for bankruptcy and why.

Ms. Sullivan is a fellow of the American Association for the Advancement of Science. She serves as chair of the National Research Council Panel on Measuring Higher Education Productivity, and as a member of the following committees and councils: National Research Council Committee on Research Universities; Council of Presidents for the Association of Governing Boards of Universities and Colleges; National Security Higher Education Council; and the Northern Virginia Technology Council, the trade association of the technology industry in Northern Virginia. She serves as the AAU representative on the ACE Board of Directors, and as a member of the Higher Education Advisory Committee that provides guidance for implementation of the Virginia Higher Education Opportunity Act of 2011.

A graduate of James Madison College at Michigan State University, Ms. Sullivan received her doctoral degree in sociology from the University of Chicago.



CRAIG LITTLEPAGE Athletics Director

Committed to preserving and building on UVA's long-standing tradition of academic and athletic excellence, Craig Littlepage is in his 11th year as Virginia's Athletics Director. Littlepage's appointment as athletics director was announced in August of 2001.

Littlepage served as Virginia's interim athletics director from June 1, 2001, until his appointment to the position. He had also served as the University's interim athletics director from December of 1994 until July of 1995.

The first African-American athletics director in Atlantic Coast Conference history, Littlepage was named the Black Coaches Association's "Athletics Administrator of the Year" in 2003 and 2006. He was also listed on Sports Illustrated's list of the 101 most influential minorities in sports in 2003 and 2004. In March 2005, Littlepage was named one of Black Enterprise magazine's "Most Powerful African-Americans in Sports."

Littlepage has been a member of UVA's athletics administration since 1990 when he was appointed an assistant athletics director, a position he held from 1990-1991. He then spent four years as the associate director of athletics for programs and six years (1995-2001) as senior associate director of athletics, managing all aspects of the athletics department's day-to-day operations.

Littlepage leads a comprehensive 25-sport athletics program that routinely competes for championships and national rankings in many sports. At the same time, Cavalier student-athletes who exhaust their eligibility at Virginia graduate at a rate comparable to the student body as a whole. Annually, UVA student-athletes rank among the top Division I-A public universities in the country in graduation rates.

Nine years ago, Littlepage outlined a number of ambitious 10-year goals for the department to achieve by 2012: graduate 100 percent of its student-athletes; win 12 national championships and 70 conference titles; fully endow all scholarships and provide the operational support required to meet all other stated goals; build and maintain high-quality

facilities; annually recruit the best student-athletes in the country (based on how coaches rate their top prospects); and fully comply with Title IX.

Such goals reflect Littlepage's vision of "uncompromised excellence in intercollegiate athletics" as well as the department's overall mission to "enhance and support the intellectual purpose of the University and its exemplary academic standards and traditions."

The 2010-11 athletics year proved to be another very successful one as 21 of Virginia's 25 athletics programs advanced to postseason competition. UVA finished seventh in the Learfield Sports Directors' Cup standings, the second highest finish in school history and the third consecutive year the Cavaliers finished in the Top 10.

The men's lacrosse team won the NCAA Championship, the men's tennis team won its fourth consecutive ITA National Team Indoor Championship and UVA won two individual NCAA championships. Other top finishes in NCAA postseason competition by UVA athletics teams in 2010-11 included program-best finishes of second by the men's tennis team, a tie for third by the baseball team, fourth by the women's golf team and eighth by the men's swimming and diving team. The field hockey team reached the NCAA Tournament's semifinals for the second consecutive year and the women's rowing team finished sixth at the NCAA Championships. The baseball team earned the No. 1 national seed in the NCAA Baseball Championship and participated in the College World Series for the second time in three years.

Virginia has won six team NCAA Championships and 12 individual NCAA Championships in the last nine years. The Cavaliers have also won 47 ACC Championships in that time frame, more than any other conference school. UVA won five ACC championships in 2010-11, tying for the most of any league member. It's the fourth-consecutive athletics season UVA led the ACC in league titles.

Great progress has also been made in the area of athletics facility improvements during Littlepage's watch, including the addition of John Paul Jones Arena. The basketball arena/special events center opened in the summer of 2006 to rave reviews.

Littlepage has held many leadership roles within the NCAA, ACC, the University-at-large and professional organizations. He is currently a member of the John McLendon Foundation Steering Committee and served on the Executive Committee of the National Association of Collegiate Athletics Directors (NACDA) from 2006-10.

In February 2002, he was appointed to the 10-member Division I Men's Basketball Committee by the NCAA Championship/Competition Cabinet and served a five-year term which was completed Aug. 31, 2007. In 2005-06, Littlepage served as the chair of the Men's Division I Basketball Committee and administered its selection process.

Littlepage is currently the chairman of the ACC Women's Basketball Committee and the ACC Committee on Awards. He previously chaired the ACC Student-Athlete Welfare Committee, the ACC Men's and Women's Swimming/Diving Committees, and the ACC Men's Soccer Committee.

He is a member of the Associate Faculty for the University's Center for Alcohol and Substance Education, and participates in various alcohol and drug prevention/education conferences. Littlepage also has been active in the local community, having served on the Board of Directors for the Charlottesville Ronald McDonald House and serving as a Trustee with the Mount Zion Baptist Church.



JON OLIVER
Executive Associate Director of Athletics

Jon Oliver is in his 11th year at Virginia. His primary responsibility is oversight of the day-to-day operations of the athletics department. Oliver is the administrative liaison for football and men's basketball and he has senior staff administrative oversight responsibilities for Academic Affairs, Equipment Room Operations, Human Resources, Facilities and Game Operations, Lifeskills, Marketing and Promotions, Sports Medicine, Sports Nutrition, Sports Psychology, Strength and Conditioning and Video Services.

Oliver also serves as the Department's representative on all major facility projects.

Before coming to UVa, Oliver spent the previous six years involved in various aspects of athletic administration at Washington State University. Oliver ended his tenure at WSU as the associate athletics director for external affairs and prior to that served as the associate athletics director for finance and facilities development, the assistant athletics director for business and compliance and the director of compliance.

Oliver earned a bachelor's degree in communications from Boise State in 1994 and his law degree from the Idaho School of Law in 1997.

Oliver is a former member of the University of Idaho Law School Advisory Board and served on the NCAA's Minority Opportunities and Interests Committee. He is a member of the National Association of Collegiate Directors of Athletics (NACDA) and the Black Coaches & Administrators (BCA).

He and his wife, November, have a son, Dante, and two daughters, Ariana and Mia.



JANE MILLER
Senior Associate Director of Athletics for Programs

A 26-year veteran of the Virginia athletics department, Jane Miller has served as the senior associate director of athletics for programs since 2001. Previously, Miller was the associate athletics director for programs/senior women's administrator.

Miller serves on the University Calendar Committee and Judicial Review Board. Miller is a member of the NCAA Division I Championships/Competition Cabinet, the Chair of the ACC Men's and Women's Lacrosse Committees, and is a member of the ACC Women's Basketball Committee and the Equity Committee. She has been a member of the University's Women's Leadership Council since 2000.

Head coach of the UVa women's lacrosse team for 12 seasons, Miller resigned her coaching duties in 1995 for a full-time administrative role. She retired as the winningest coach in UVa women's lacrosse history, compiling a record of 145-44, including two national championships and four Final Four appearances. She was elected to the Virginia chapter of the Lacrosse Hall of Fame in 1996, the New England chapter of the Lacrosse Hall of Fame in 2000 and the U.S. Lacrosse National Hall of Fame and Oliver Ames High School Hall of Fame in 2003.

A native of Easton, Mass., Miller graduated from Northeastern University in 1973 and was elected to her alma mater's Hall of Fame in 1983. She was a three-sport standout at Northeastern in basketball, field hockey and lacrosse.

Miller is a member of the National Association of Collegiate Women Athletic Administrators and the National Association of Collegiate Directors of Athletics. In May of 1999, she received the Woman of Achievement Award from the UVa Women's Faculty and Professional Association.



DIRK KATSTRA
Executive Director of the Virginia Athletics Foundation/Associate Athletics Director for External Affairs

Dirk Katstra is in his 17th year as executive director of the Virginia Athletics Foundation and his ninth year as associate athletics director for external affairs with the athletics department.

In June 2004, Katstra was named Fundraiser of the Year by the National Association of Athletic Development Directors (NAADD) in recognition of his outstanding leadership and success in fundraising on behalf of Virginia athletics.

The annual campaign supports student athletes in all 25 sports programs in the form of scholarships, summer school, academic affairs and operational costs. The foundation is also responsible for all fund raising efforts for endowments for scholarships and operating costs. In addition, the foundation is responsible for supporting all fund raising efforts in the area of capital projects, including the new track and field facility, the recent \$4 million expansion to Davenport Field and the John Paul Jones Arena, UVa's \$129 million basketball arena and special events center, which opened in July 2006.

As associate director for external affairs, Katstra oversees the long-range planning and daily operations for media relations, sports publications, and the ticket office. From 1992 to 1996, Katstra served as director of annual giving for the Foundation.

A native of Stilwell, Kan., Katstra is a 1991 graduate of UVa with a degree in sport management. A member of the Cavalier basketball team from 1987 to 1991, Katstra played on three NCAA Tournament teams and was a senior captain on the 1990-91 squad.

Before joining the Virginia Athletics Foundation staff in 1992, Katstra served an internship with the athletics department's promotions and marketing office, and had administrative responsibilities with the men's basketball program.

Katstra is married to the former Michelle Massie of Charlottesville. The couple has two sons, Austin and Ryan, and daughter, Ryleigh. Katstra's father, the late Richard Katstra, lettered as a member of the UVa basketball team in 1963 and 1964.



KEITH VANDERBEEK
Associate Director of Athletics for Business Operations

Keith VanDerbeek is in his 25th year as an associate athletics director.

The scope of his duties encompasses planning, organizing, directing and evaluating the business operations of all UVa athletics department activities. His responsibilities include the supervision of the business operations staff and the manager of information systems, acting as financial adviser to the athletics director, and coordinating the implementation and management of the department's operating budget. He serves as the department's liaison to the University's audit, budget, financial administration, and procurement offices.

A native of Spring Valley, N.Y., VanDerbeek received a B.S. degree in economics and business from Lafayette College in Easton, Pa., in 1972 and an M.S. degree in accounting from UVa in 1977.

From 1972 to 1975, he served as credit analyst and auditor for the Chemical Bank of New York, investigating market and industry studies and compiling portfolio analyses. During his enrollment in graduate school at UVa, he taught introductory and cost accounting classes at the McIntire School of Commerce. In 1977, he was recruited as budget officer for the College of Arts and Sciences at UVa before becoming Virginia's athletics business manager in the fall of 1978.

He is a member of the National Association of College and University Business Officers, the College Athletic Business Management Association, and the National Association of Accountants.

VanDerbeek has served on numerous University-wide committees, including: Air Travel Service Committee, Capital Project Planning Committee, Centralized Accounts Payable Project, Committee on Safety and Security, Committee on Women's Concerns, Computer Resource Allocation Committee, Dining Services RFP Selection Committee, Outstanding Awards Committee, Integrated Systems Project Advisory Committee, Administration Technology Council, and the University's Strategic Task Force for Athletics.

He and his wife, Pam, have two children: Kate and Peter.



VALERIE RICHARDSON
Associate Athletic Director for Sports Programs

Valerie Richardson is in her fourth year as associate director of athletics for sports programs. Her primary area of responsibility is the supervision of multiple sports programs and their head coaches. She participates on various ACC, UVa and departmental committees and has responsibilities in long-range planning and scheduling, policy and procedure development and implementation, and budgeting. Richardson has served as both chair of the NCAA Honors Committee and as a member of the NCAA Minority Opportunities and Interests Committee.

She came to UVa from St. John's University in New York, where she was the associate athletics director for external affairs directing all major fundraising events for the office of athletics development while assisting with annual giving efforts for several programs.

Prior to working at St. John's, Richardson was the associate athletics director/senior woman administrator at Columbia University where she served as a member of the athletics department's executive management team and supervised eight athletics programs. She worked in a similar capacity at the University of California, Santa Barbara, where she supervised 10 sports programs, in addition to the compliance staff, in her role as Associate A.D./SWA.

Richardson spent six years at the West Coast Conference prior to assuming the UCSB position, serving first as Director of Championships and Membership Services before being promoted to Assistant Commissioner/SWA.

A California native, she graduated from Stanford University in 1995 with a degree in psychology. She worked as a media relations assistant at Washington State, and spent one year each as a championships intern with the NCAA and Director of Marketing for MAAC Properties. She is a member of the National Association of Collegiate Directors of Athletics and the National Association of Collegiate Women Athletics Administrators.