

VIRGINIA TECH FOOTBALL

BEAMER WAY

#THANKSFRANK | #LUNCHPAID LEADS POWER 5 SINCE 1996 IN SACKS (743.0) & INTS (335) | 100% GRAD RATE OF SENIORS SINCE 2012

2015 SCHEDULE

Date	Opponent	Time/Res.	TV
9/7	OHIO STATE	L 24-42	ESPN
9/12	FURMAN	W 42-3	ESPN3
9/19	at Purdue	W 51-24	ESPNU
9/26	at East Carolina	L 28-35	ABC/ESPN2
10/3	PITTSBURGH	L 13-17	FOXSouth
10/9	NC STATE	W 28-13	ESPN
10/17	at Miami	L 20-30	ESPNU
10/24	DUKE	L 43-45 4 OT	ESPNU
10/31	at Boston College	W 26-10	ACC Net.
11/12	at Georgia Tech	W 23-21	ESPN
11/21	NORTH CAROLINA	L 27-30 OT	ESPN
11/28	at Virginia	Noon	ESPNU

All times Eastern, home games in all caps

FRANK'S FINAL ACT

Saturday's game marks Frank Beamer's final regular season game as VT's head coach. Should Beamer secure a 20th career win vs. UVA, it would mark a 12th straight Commonwealth Cup win for the Hokies and ensure a 23rd consecutive bowl berth to extend America's longest active streak recognized by the NCAA. VT has won 15 of its last 16 meetings with UVA with that lone blemish coming in 2003.

#THANKSFRANK

Virginia Tech is wearing commemorative helmet stickers for its final three regular season games to honor Frank Beamer's legacy. Notes on the logo & other tributes:



The logo recalls an iconic shot of Beamer after an on-field celebration following a 38-14 win vs. BC (11/26/99) that capped a perfect 11-0 regular season to send the Hokies to a national championship tilt vs. Florida State in the Sugar Bowl. The seven stars depict the seven conference titles claimed by VT under Beamer.

- A commemorative line of apparel and items featuring the logo is available through the University Bookstore and partner outlets. A portion of the proceeds from this sale will benefit Coach Beamer's charity, Herma's Readers.
- Herma's Readers is named in honor of Coach's late mother, who was a teacher. The program has distributed over 100,000 new and used books across Virginia and has raised \$145,000 for the purchase of additional books.

MORE THAN A COACH

Simply put, Frank Beamer has been the face of Virginia Tech for nearly three decades. In the aftermath of the April 16, 2007 tragedy, Beamer not only met with victims of families, but also helped served as a unifying figure who helped the campus and surrounding community heal and draw closer together. Hokies everywhere will forever remember his lasting contributions to Virginia Tech that went above and beyond the football field.

A LASTING LEGACY

Dating back to 2005, in conjunction with community outreach programs, Beamer has raised over \$365,000 for charitable causes. Beneficiaries have included: Hokie United, United Way, Breast Cancer Awareness, St. Baldrick's Foundation, Sandy Hook and Uplifting Athletes. The Intrepid Heroes Fund has realized \$63,000 from donations at Tech's last three Military Appreciation Games, as well.

200 HOKIES STRONG

Approximately 200 of Beamer's former players attended his home finale last weekend at Lane Stadium.



VIRGINIA TECH (5-6, 3-4 ACC)
HOKIES

GAME AT A GLANCE

Date: Saturday, Nov. 28, 2015
Time: Noon ET
Location: Charlottesville, Va.
Venue: Scott Stadium (61,500)
Surface: Natural
Series: Virginia Tech leads 54-37-5
Last: VT won 24-20 (11/28/14)

BEAMER VS. VIRGINIA

10/22/66 Only game vs. UVA as VT player
 Hokies won 24-7 at UVA
 9/19/87 First game vs. UVA as VT coach
 Hokies lost 14-13 at UVA
 11/24/90 First victory vs. UVA as VT coach
 38-13 victory at Lane Stadium
 11/27/04 Start of 11-game win streak vs. UVA
 24-10 victory at Lane Stadium



VIRGINIA (4-7, 3-4 ACC)
CAVALIERS

Beamer, Hokies Seek to Secure 23rd Straight Bowl Berth, 12th Consecutive Commonwealth Cup Win

- Saturday's game marks Frank Beamer's final regular contest as VT's coach. A win would make VT bowl eligible for a 23rd straight year.
- The Hokies have won 11 straight meetings with UVA and 15 of the last 16 games in this rivalry dating back to 1999.
- The Hokies are 18-10 in regular season finales/ACC title games under Beamer, including wins in eight of the last nine such games.
- VT is coming off a 30-27 OT loss win vs. UNC (11/21), while UVA registered a 42-34 victory vs. Duke (11/21).
- A Virginia Tech victory would mark the 25th time in 29 seasons that a Beamer-led VT squad registered six or more wins.
- VT is seeking three straight ACC road wins in the same season for the first time since winning four straight in 2011.
- UVA has won six of its last seven ACC home games, but hasn't won't four straight ACC games at home since 2002.

Putting Virginia Tech's Commonwealth Cup Dominance in Perspective Among In-State FBS Rivalries

- Over the past 16 seasons, Virginia Tech has dominated its in-state FBS rival like no other major program.
- While not an exhaustive list, here is a look at how the Hokies 15-1 record vs. UVA stacks up over the past 16 years.

RECORD	TEAM	RIVAL	RIVARLY/TROPHY	CURRENT WIN STREAK
1. 15-1 (.938)	Virginia Tech	Virginia	Commonwealth Cup	11 Games Virginia Tech
2. 12-4 (.750)	Oklahoma	Oklahoma St.	Bedlam	1 Game Oklahoma State
12-4 (.750)	USC	UCLA	Victory Bell	3 Games UCLA
4. 11-5 (.688)	Oregon	Oregon State	Civil War	7 Games Oregon
11-5 (.688)	Washington	Washington St.	Apple Cup	2 Games Washington
6. 9-7 (.563)	Auburn	Alabama	Iron Bowl	1 Game Alabama
9-7 (.563)	Stanford	California	The Game	5 Games Stanford
9-7 (.563)	Clemson	South Carolina	Palmetto St.	1 Game Clemson
9. 10-8 (.556)	Florida State	Miami	-- (includes a bowl game)	6 Games Florida State
10. 9-8 (.529)	Michigan St.	Michigan	Paul Bunyan	3 Games Michigan St.
11. 8-8 (.500)	Florida	Florida State	Sunshine Showdown	2 Games Florida State
8-8 (.500)	Miss. State	Ole Miss	Egg Bowl	1 Game Ole Miss

Key Stats During VT's Commonwealth Cup Streak, Other Important Factors vs. Cavaliers

- VT is fourth in the ACC at +5 (20 takes/15 gives) in 2015. Only Wake (-10) ranks below UVA (-8) in turnover margin.
- Surprisingly, VT only holds a +7 edge in turnovers in its last 16 games vs. UVA with 29 takes/22 gives.
- The Hokies have held UVA to 21 points or fewer in all 15 of their victories dating back to 1999.
- Dating back to 1999, VT is 138-11 (.926) when holding opponents to 21 or fewer points, including a 47-3 (.940) road mark.
- VT has outscored UVA a 463-208 margin in their last 16 meetings, equating to an average score of 28.9 to 13.0.
- The last three games in the Virginia Tech-UVA series have all been decided by 10 points or fewer.
- Virginia is seeking to register back-to-back ACC wins for the first time since beating NCSU (11/3/12) and Miami (11/10/12).
- VT is scoring 29.8 ppg and will face a Virginia squad that ranks last in the ACC in scoring defense (33.0 ppg).
- Dating back to 2010, VT is 28-4 (.875) when scoring 30+ points and UVA is 4-27 (.129) when allowing 30+ points.
- VT is 21-3 (.875) all-time in ACC road games when it does not throw an INT. UVA has forced an ACC-low two INTs in 2015.
- VT has outgained UVA by 107.9 rushing ypg (205.5-97.6) and owns 19 more rushing TDs (36-15) over the last 16 games.
- The Hokies are 25-1 (.962) all-time in ACC play when rushing for 200 or more net yards (4-0 vs. UVA).
- In ACC games, only four players rank ahead of VT's Travon McMillian (95.9) in rushing ypg.
- No ACC squad has permitted more TD passes than UVA (24). VT's defense has allowed opponents to throw 14 TDs in 2015.

LET'S BE FRANK ON #LPD

Dating back to 1996, no FBS team has registered more sacks 743.0 or interceptions (335) than Virginia Tech's Lunch Pail Defense. The Hokies also own an FBS-best 44 INT return TDs over that span, while only Ohio State (16.5) and Alabama (16.6) have allowed fewer points per game than Virginia Tech (17.2).

SEEKING #23STRAIGHT

The Hokies own 22 straight bowl berths, the longest active streak recognized by the NCAA. A win vs. UVA would make VT eligible for a 23rd straight bowl. The following squads have already secured enough wins to extend their bowl streaks. Number in parentheses indicates streak entering 2015: Georgia (18), Oklahoma (16) and LSU (15). Georgia Tech's 18-year streak will be snapped this year.

FLASHBACK TO 1987

VT will wear maroon helmets with crown striping similar to the club's inaugural season under Beamer in 1987. White jerseys and pants will complete the look. In 1987, President Ronald Reagan was in his second term and Soviet leader Michael Gorbachev was *Time's* "Man of the Year." Aretha Franklin was inducted into the Rock Hall of Fame, while Guns N' Roses debuted *Appetite For Destruction*, which would sell over 30 million copies.

HIGH-FLYING FORD

WR Isaiah Ford has tied a VT seasonal record with an ACC-best nine TD catches.

VT SINGLE-SEASON RECORD, TD RECS.

1. 9	Isaiah Ford	2015
9	Andre' Davis	1999
9	Antonio Freeman	1993

ACC LEADERS**TD PASSES, 2015**

1. 26	Clemson
2. 23	North Carolina
3. 21	Virginia Tech
4. 20	Virginia
5. 19	FSU/Pitt

278


CAREER VICTORIES
MOST OF ANY ACTIVE COACH
SIXTH IN FBS HISTORY

41

WINS
VS. AP TOP 25
SINCE 1995

7

**CONFERENCE
CHAMPIONSHIPS**



**ONE OF ONLY 10 FBS
COACHES WITH 200+ WINS
AT ONE SCHOOL**

136

**BLOCKED
KICKS**

67 PUNTS • 41 FGs • 28 PATs

335

**INTS FORCED -
MOST IN POWER 5
SINCE 1996**

VIRGINIA TECH'S COACHING TREASURE



FRANK BEAMER

HEAD COACH

278-144-4 (.657) • 35th SEASON OVERALL
236-121-2 (.660) • 29th SEASON AT TECH

107-28 (.793)
HOME RECORD SINCE 1995

13

SEASONS WITH 10+ WINS
ONLY OHIO STATE (15) HAS MORE
AMONG POWER 5 SINCE 1995

100

**PERCENT GRADUATION RATE
OF SENIORS SINCE 2012**



22

**CONSECUTIVE
BOWL BERTHS**

LONGEST ACTIVE FBS STREAK*
*AS RECOGNIZED BY THE NCAA

93

**NFL DRAFTEES
UNDER BEAMER**



4

**ACC TITLES
IN 12 SEASONS**
NO TEAM HAS MORE
OVER THAT SPAN

111


VICTORIES
MOST OF ANY ACC
SCHOOL SINCE 2004

**MORE
CAREER
WINS**

THAN THESE
LEGENDS




278
FRANK
BEAMER



255
TOM
OSBORNE




249
LOU
HOLTZ



234
BO
SCHEMBECHLER



228
STEVE
SPURRIER



205
WOODY
HAYES

Frank Beamer (Virginia Tech '69), whose Virginia Tech teams have posted a 212-81 record over the past 22-plus seasons and have appeared in bowl games each year in that span, is in his 29th year as the head football coach at Tech and 35th overall. Beamer has guided the Hokies to a 236-121-2 record and sits with an overall record of 278-144-4.

Under Beamer, Tech football has enjoyed unprecedented success with 22 consecutive bowl appearances, four ACC titles, five ACC Coastal Division crowns, three BIG EAST Conference titles, two "major" bowl victories, six BCS appearances and a trip to the national championship game.

Tech won the BIG EAST title in 1995 and 1999, and shared it in '96. Beamer was voted BIG EAST Coach of the Year by the league's coaches each of those seasons and was tabbed the Atlantic Coast Conference Coach of the Year in both 2004 and 2005.

In 1997, he was inducted into the Virginia Tech Sports Hall of Fame, becoming the first active coach at the university to be honored in that fashion. Following the 1999 season, he earned eight national coach of the year honors.

During his undergraduate days at Tech, Beamer started three years as a cornerback and played on the Hokies' 1966 and 1968 Liberty Bowl teams.

The 69-year-old Hillsville, Virginia, product began as an assistant at Radford High School from 1969 through 1971. Then, after one season as a graduate assistant at the University of Maryland, he went to The Citadel where he worked five seasons under Bobby Ross and one year under Art Baker. His last two years at The Citadel, Beamer was the defensive coordinator. In 1979, he went to Murray State as the defensive coordinator under Mike Gottfried. He was named head coach at MSU in 1981 and went on to compile a six-year record of 42-23-2.

He is married to the former Cheryl Oakley of Richmond, Virginia. They have two children, Shane, a former member of his dad's football team at Virginia Tech and now the associate head coach/running backs coach at Virginia Tech; and daughter Casey, a 2003 graduate of Tech. He has four grandchildren, Sutton, Olivia and Hunter, children of Shane and his wife, Emily. Casey, who married former Virginia Tech wrestler Canaan Prater in 2012, had her first son, Hudson, in February.

Beamer was born in Mt. Airy, North Carolina, and grew up in Hillsville, Virginia. At Hillsville High, he earned 11 varsity letters as a three-sport athlete in football, basketball and baseball.

An avid NASCAR fan, Beamer has been the official starter for races at Bristol Motor Speedway, Martinsville Speedway and Richmond International Raceway.

Beamer had his No. 25 jersey retired by Tech in a pregame ceremony before the Marshall game in 2002.

SPRING ROAD ON VIRGINIA TECH CAMPUS RENAMED 'BEAMER WAY'

In appreciation for his many years of service and extraordinary contributions to university life, the Virginia Tech Board of Visitors renamed Spring Road in honor of Frank Beamer on Aug. 6, 2015. Recognizing contributions made both on and off the field by head football coach Beamer and his wife, Cheryl, Spring Road, which runs alongside the west stands and press box of Lane Stadium, is now known as Beamer Way. The official athletics department street address is 25 Beamer Way in recognition of Frank Beamer's jersey number when he played football for Tech from 1966-68. VT President Dr. Timothy Sands and VT Director of Athletics Whit Babcock made the official presentation in front of the football team in a team meeting on the eve of the start of preseason practice.

STABILITY AT THE TOP OF VIRGINIA TECH PROGRAM

Frank Beamer, the first Tech alumnus to guide Virginia Tech's football program since the 1940s, has coached and won more football games at Tech than any other head coach. Not one of the 128 active FBS head football coaches has been at his current school longer than Beamer, who is in his 29th year at Tech. He is the longest consecutive tenured coach at the same school by a full 12 years (Oklahoma's Bob Stoops & Iowa's Kirk Ferentz - 17th seasons).

During Beamer's 28 previous years at Tech, 20 different power conference schools have had six or more head coaches, including five schools in the ACC: Pittsburgh (8), Boston College (7), Louisville (7), North Carolina (7) and Miami (6). Three schools - Pitt, Stanford and Vanderbilt - have had eight different coaches during the time Beamer has been the head coach at Tech.

Since the end of the 2009 season, there have been 140 new head coaches hired to start a season.

MILESTONES FOR BEAMER

- **First Collegiate Game and Win:**
Southeast Missouri (37-23); Sept. 5, 1981 (*at Murray St.*)
- **First Win at Tech:** Navy (31-11); Oct. 3, 1987
- **50th Career Win:** West Virginia (12-10); Oct. 7, 1989
- **First Bowl Game and Bowl Win:**
Indiana (45-20); Independence Bowl; Dec. 31, 1993
- **100th Career Win:** East Carolina (35-14); Nov. 9, 1996
- **100th Win at Tech:** Connecticut (52-10); Sept. 1, 2001
- **150th Career Win:** Arkansas State (63-7); Aug. 25, 2004
- **150th Win at Tech:** Southern Miss (36-6); Oct. 21, 2006
- **200th Career Win:** Ohio (28-7); Sept. 15, 2007
- **200th Win at Tech:** East Carolina (17-10); Sept. 10, 2011
- **250th Career Win:** North Carolina (24-21); Nov. 17, 2011

MOST YEARS AT CURRENT FBS SCHOOL (ACTIVE)

29	Frank Beamer, Virginia Tech, 1987-present
24	Bill Snyder, Kansas St. 1989-2005, 2009-present
17	Kirk Ferentz, Iowa 1999-present
17	Bob Stoops, Oklahoma 1999-present
16	Gary Patterson, TCU 2000-present

BEAMER'S TITLES/HONORS

Conference Titles

Big East: 1995, 1996 (co), 1999; **ACC:** 2004, 2007, 2008, 2010

Conference Coach Of The Year Awards:

Big East: 1995, 1996, 1999; **ACC:** 2004, 2005

NCAA FBS COACHES

record at four-year colleges only; bowl games included

All-Time By Victories

1.	409	Joe Paterno
2.	377	Bobby Bowden (<i>12 wins vacated</i>)
3.	336	Pop Warner
4.	323	Bear Bryant
5.	314	Amos Alonzo Stagg
6.	278	Frank Beamer (active)

All-Time By Games Coaches

1.	548	Amos Alonzo Stagg
	548	Joe Paterno
3.	510	Bobby Bowden
4.	482	Pop Warner
5.	426	Frank Beamer (active)
6.	425	Bear Bryant

THE BEAMER FILE

PERSONAL:

Born:	October 18, 1946, Mt. Airy, N.C. (69 years old)
Hometown:	Hillsville, Va.
Wife:	former Cheryl Oakley
Children:	Shane, Casey Prater
Grandchildren:	Sutton, Olivia, Hunter, Hudson

EDUCATION:

High School:	Hillsville (1965)
College:	Virginia Tech (1969)
Postgraduate:	Radford University (1972)

PLAYING EXPERIENCE:

Virginia Tech	(1966-68)
---------------	-----------

COACHING EXPERIENCE:

1972	Graduate Assistant, Maryland
1973-76	Assistant Coach, The Citadel
1977-78	Defensive Coordinator, The Citadel
1979-80	Defensive Coordinator, Murray State
1981-86	Head Coach, Murray State
1981	8-3
1982	4-7
1983	7-4
1984	9-2
1985	7-3-1
1986	7-4-1 Ohio Valley co-champs
1987-	Head Coach, Virginia Tech
1987	2-9
1988	3-8
1989	6-4-1
1990	6-5
1991	5-6
1992	2-8-1
1993	9-3 Independence Bowl champs
1994	8-4 Gator Bowl
1995	10-2 BIG EAST champs; Sugar Bowl champs
1996	10-2 BIG EAST co-champs; Orange Bowl
1997	7-5 Gator Bowl
1998	9-3 Music City Bowl champs
1999	11-1 BIG EAST champs; Sugar Bowl/National Champ Game
2000	11-1 Gator Bowl champs
2001	8-4 Gator Bowl
2002	10-4 San Francisco Bowl champs
2003	8-5 Insight Bowl
2004	10-3 ACC champs; Sugar Bowl
2005	11-2 Gator Bowl champs
2006	10-3 Chick-fil-A Bowl
2007	11-3 ACC champs; Orange Bowl
2008	10-4 ACC champs; Orange Bowl champs
2009	10-3 Chick-fil-A Bowl champs
2010	11-3 ACC champs; Orange Bowl
2011	11-3 Sugar Bowl
2012	7-6 Russell Athletic Bowl champs
2013	8-5 Sun Bowl
2014	7-6 Military Bowl champs
2015	5-6
Record at MSU:	42-23-2 (six seasons)
Record at VT:	236-121-2 (29th season)
Overall Record:	278-144-4 (35th season)

HOKIE TRENDS	2015	Beamer
August	0-0	5-3
September	2-2	82-31-1
October	2-3	69-37-1
November	1-1	66-34
December/January	0-0	14-16
VT's Conference (Big East/ACC) Record		
At home	1-3	64-24
On the road	2-1	60-29
Neutral	0-0	1-0
VT's Non-Conference Record		
At home	1-1	71-19-1
On the road	1-1	26-29-1
Neutral	0-0	13-20
VT vs. Ranked Opponents (AP)		
At home	0-3	20-18-1
On the road	0-0	17-21
Neutral	0-0	8-14
VT's Record in Games ...		
Decided by 4-7 pts.	0-2	27-29
Decided by 3 or less pts.	1-2	22-29-2
Home during the day	1-3	108-32-1
Away during the day	2-2	57-40
Home at night	1-1	28-11
Away at night	1-0	29-18-1
VT's Record When Scoring ...		
Less than 20 points	0-1	29-62-2
20-24 points	1-2	31-35
25+ points	4-3	176-24
VT's Record When Allowing ...		
Less than 14 points	3-0	129-6-1
14-24 points	2-1	90-31-1
25+ points	0-5	17-84
VT's Record When ...		
Leading after the 1st qtr	3-0	148-37
Trailing after the 1st qtr	2-4	42-56-2
Leading at halftime	4-1	187-31
Trailing at halftime	0-5	35-81
Leading after the 3rd qtr	4-0	209-22-1
Trailing after the 3rd qtr	1-5	17-93
Tied heading into the 4th qtr	0-1	10-6-1
Playing an OT game	0-2	6-6
Scoring first	3-1	161-42-1
Opponent scores first	2-5	75-79-1
Outrushing opponent	5-2	206-44-2
Being outrushed	0-4	29-77
Rushing total is even	0-0	1-0
Blocking a kick	1-1	77-36
Scoring a def/ST TD	3-0	90-24
VT's Record With ...		
Less than 300 yards total offense	1-1	37-54-1
300-399 yards total offense	2-2	95-40-1
400-499 yards total offense	1-3	79-21
500-599 yards total offense	1-0	19-6
600+ yards total offense	0-0	6-0
Less than 100 yards rushing	1-1	18-48
100-199 yards rushing	1-5	87-55-2
200-249 yards rushing	2-0	65-11
250+ yards rushing	1-0	67-7
Less than 100 yards passing	0-1	30-17
100-199 yards passing	3-1	112-60-1
200-299 yards passing	2-4	80-35-1
300-399 yards passing	0-0	13-8
400+ yards passing	0-0	0-1
VT's Record Allowing ...		
Less than 200 yards total offense	0-0	46-3
200-299 yards total offense	5-1	101-20-1
300-399 yards total offense	0-1	68-48-1
400-499 yards total offense	0-3	18-33
500-599 yards total offense	0-1	2-14
600+ yards total offense	0-0	1-3
Less than 100 yards rushing	1-1	128-28
100-199 yards rushing	4-3	91-53-2
200-249 yards rushing	0-1	12-17
250+ yards rushing	0-1	5-23
Less than 100 yards passing	1-0	34-12
100-199 yards passing	4-1	117-43-1
200-299 yards passing	0-5	62-41-1
300-399 yards passing	0-0	20-20
400+ yards passing	0-0	3-5

BROADCAST INFORMATION

Television: ESPN

play-by-play: Clay Matvick
analyst: John Congemi
sidelines: Marty Smith

Sirius: Channel 134

XM: Channel 193

Local Radio: Virginia Tech IMG Sports Network

play-by-play: Jon Laaser (1st season)

analyst: Mike Burnop (33rd season)

sidelines: Andrew Allegretta (4th season)

In Stadium Broadcast: 97.5 FM

Digital: Hokies Xtra & TuneIn (VTfeed; free on downloaded apps)

THE COACHES



Frank Beamer.....	Coch	Mike London
Virginia Tech.....	School	Virginia
Virginia Tech (1969).....	Alma Mater	Richmond (1983)
236-121-2 (29th season).....	Record at School	27-45 (sixth season)
278-144-4 (35th season).....	Overall Record	51-50 (eighth season)
19-9 (all at Tech).....	Record vs. the opponent	0-5
5-0.....	Beamer vs. London	0-5

BEAMER NOTABLES

278-144-4	Overall Record
236-121-2	Overall Record at Virginia Tech
136-43-1	Record in Lane Stadium
68-27	Record in ACC Regular Season Games
45-53-1	Record vs. Top 25 Teams
47-15	Record vs. ACC Coastal Division
24-14	Record vs. ACC Atlantic Division
33-15	Record in ACC Home Games
35-12	Record in ACC Road Games
23-9	Record in ACC Coastal Home Games
10-6	Record in ACC Atlantic Home Games
24-6	Record in ACC Coastal Road Games
11-6	Record in ACC Atlantic Road Games
3-2	Record vs. ACC Atlantic Neutral Sites (ACC Champ)
22	Bowl Appearances
8	BCS/BCA Appearances
3	Big East Titles
5	ACC Champ. Game Appearances
4	ACC Titles

TEAM RESULTS FOR
BEAMER QUARTERBACKS

(starters; by victories)

Name	Years	Record	Pct.
Taylor, Tyrod	2007-10	34-8	.810
Randall, Bryan	2002-04	26-12	.684
Thomas, Logan	2011-13	26-14	.650
Vick, Michael	1999-00	21-1	.955
Druckenmiller, Jim	1995-96	20-4	.833
DeShazo, Maurice	1992-94	19-14-1	.586
Glennon, Sean	2006-08	18-8	.692
Furrer, Will	1988-91	16-18-1	.486
Clark, Al	1997-98	12-7	.632
Vick, Marcus	2005	11-2	.846
Noel, Grant	2001-02	10-4	.714
Brewer, Michael	2014-	9-9	.500
Sorensen, Nick	1997-98	3-1	.750
Motley, Brenden	2015-	3-3	.500
Young, Cam	1988-89	3-3	.500
Meyer, Dave	1998-00	2-1	.667
Chapman, Erik	1987	2-9	.182
Wooten, Rodd	1989, 91	1-2	.333
Koel, Treg	1992	0-1	.000
Totals	1987-	236-121-2	.660

WHERE BEAMER RANKS
AMONG NCAA FBS COACHES

Active Overall Wins

278	Frank Beamer (Virginia Tech)
225	Brian Kelly (Notre Dame)
212	Dennis Franchione (Texas State)
191	Gary Pinkel (Missouri)
190	Bill Snyder (Kansas State)
186	Nick Saban (Alabama)

Active Bowl Appearances (Consecutive)

22 (22)	Frank Beamer (Virginia Tech)
16 (16)	Bob Stoops (Oklahoma)
16 (13)	Nick Saban (Alabama)
16 (5)	Bill Snyder (Kansas State)

All-Time Coaching Wins at One School

409	Joe Paterno, Penn St. (1966-2011)
304	Bobby Bowden, Florida St. (1976-2009)
257	LaVell Edwards, BYU (1972-2000)
255	Tom Osborne, Nebraska (1973-97)
244	Amos Alonzo Stagg, Chicago (1892-1932)
236	Frank Beamer, Virginia Tech (1987-)
233	Chris Ault, Nevada (1976-92, 94-95, 04-12)
232	Bear Bryant, Alabama (1958-82)
205	Woody Hayes, Ohio St. (1951-78)
201	Vince Dooley, Georgia (1964-88)

#22STRAIGHT

The Hokies own 22 straight bowl berths, the longest active streak recognized by the NCAA. List to begin the season.

No.	Team	Head Coach(es)
22	Virginia Tech	Frank Beamer
18	Georgia	Jim Donnan, Mark Richt
18	Georgia Tech	O'Leary, Gailey, Johnson
16	Oklahoma	Bob Stoops
15	LSU	Nick Saban, Les Miles

10-WIN SEASONS

Dating back to 1995, no two Power Five programs own more 10-win seasons than Virginia Tech and Ohio State.

No.	Team	Head Coach(es)
15	Ohio State	Cooper, Tressel, Meyer
13	Virginia Tech	Frank Beamer
12	Oklahoma	Bob Stoops

Last Time vs. Virginia

	Virginia	20
	Virginia Tech	24

Lane Stadium/Worsham Field • Blacksburg, Va. • Nov. 28, 2014 • Attendance: 60,431

BLACKSBURG – Tight end Bucky Hodges snared a 9-yard touchdown pass from quarterback Michael Brewer with 1:48 remaining and the defense held late as Virginia Tech defeated in-state rival Virginia, 24-20, at Lane Stadium/Worsham Field in the regular-season finale for both teams. The victory assured Tech possession of the Commonwealth Cup for the 11th-consecutive year and cleared the way for the Hokies' 22nd straight bowl bid, the second-longest active streak in the country.

Hodges played a major role in the win, recovering a blocked punt for a touchdown in thesecondquarter, and then making two clutch catches on the Hokies' final drive. The 6-foot-6 redshirt freshman hauled in a 50-yard toss from Brewer to set up his touchdown reception.

Tech's defense nailed down the win, posting three of its four quarterback sacks during the Cavaliers' final possession. Tech ends Dadi Nicolas and Ken Ekanem combined for a sack that sent Cavs' starting quarterback Greyson Lambert to the sidelines on the first play of the drive and teamed on another that ended the drive at the Hokies' 44 with four seconds remaining to clinch the victory.

J.C. Coleman rushed for 118 yards as the offense posted 433 yards, the most allowed by UVa in 2014.

GAME NOTES

- Freshman C.J. Reavis recorded the first blocked punt of his career, which was recovered by teammate Bucky Hodges for a touchdown. It was the 134th blocked kick and 66th punt blocked during Coach Frank Beamer's 28 seasons at Virginia Tech.
- With his 58 yards in the game, Isaiah Ford broke the Virginia Tech freshman record for receiving yards in a season, moving past Joshua Stanford who had 614 yards in 2013. Ford now has 665 yards. He has already set the freshman record for catches in a season with 53.
- All 24 Virginia Tech points in the game were scored by freshmen.
- Tight end Bucky Hodges caught his seventh touchdown pass of the season, setting a school singleseason mark for scoring catches by a tight end. Jeff King held the previous school mark of six touchdown receptions set in 2005.

FINAL STATISTICS

	1	2	3	4	F
VIRGINIA	3	10	0	7	- 20
VIRGINIA TECH	3	7	7	7	- 24

SCORING

VT (3:09 re 1st) - FG Slye 22

VA (0:09 re 1st) - FG Frye 40

VT (9:30 re 2nd) - Hodges 0 blocked punt return (Slye kick)

VA (7:30 re 2nd) - FG Frye 21

VA (4:41 re 2nd) - Dean 3 interception return (Frye kick)

VT (0:15 re 3rd) - Phillips 36 pass from Brewer (Slye kick)

VA (2:55 re 4th) - Swanson 20 pass from Lambert (Frye kick)

VT (1:48 re 4th) - Hodges 9 pass from Brewer (Slye kick)

TEAM STATS

	VT	UVA
First downs	15	21
Rushing yds.	35-38	40-198
Passing yds.	276	235
Return yds.	2	20
Passes	18-38-1	15-35-1
Punts-avg.	8-36.3	8-36.4
Fumbles-lost	1-0	3-2
Penalties-yds.	9-75	8-71
Time of poss.	29:40	30:20
Sacks by	2-6	4-38

INDIVIDUAL STATS

Rushing: VA, Parks 21-70, Mizzell 1-2, Jennings 3-1, Shepherd 3-0, Johns 3-(-15), Lambert 4-(-20); VT, Coleman 18-118, Rogers 8-39, Motley 8-28, Brewer 3-11, Newsome 1-8, Team 1-(-1), Ford 1-(-5).

Passing: VA, Lambert 15-32-1-211, Johns 3-6-0-65; VT, Brewer 15-33-1-235, Motley 4-7-4, Swanson 3-34, Johnson 2-36, Parks 2-13, Jennings 1-23, Wingo-Reeves 1-10, Levrone 1-4; VT, Phillips 5-73, Hodges 3-61, Ford 3-58, Byrn 3-27, Rogers 1-16.

TECH VERSUS VIRGINIA

Games Played: 96		Overall Record: 54-37-5		Conference Record: 19-3-3	
Last 15 meetings		Home: 22-9-1		Away: 21-17-3	
				Neutral: 11-11-1	
Date	Rank	Location	Score	TV	
Nov. 28, 2014	NR/NR	Blacksburg, Va.	W, 24-20	ESPN	
Nov. 30, 2013	NR/NR	Charlottesville, Va.	W, 16-6	ESPNU	
Nov. 24, 2012	NR/NR	Blacksburg, Va.	W, 17-14	ESPNU	
Nov. 26, 2011	6/24	Charlottesville, Va.	W, 38-0	ABC	
Nov. 27, 2010	13/NR	Blacksburg, Va.	W, 37-7	ACC Network	
Nov. 28, 2009	14/NR	Charlottesville, Va.	W, 42-13	ABC	
Nov. 29, 2008	NR/NR	Blacksburg, Va.	W, 42-13	ESPN	
Nov. 24, 2007	8/16	Charlottesville, Va.	W, 33-21	ESPN2	
Nov. 25, 2006	17/NR	Blacksburg, Va.	W, 17-0	Raycom	
Nov. 19, 2005	7/NR	Charlottesville, Va.	W, 52-14	ESPN	
Nov. 27, 2004	11/16	Blacksburg, Va.	W, 24-10	ABC	
Nov. 29, 2003	21/NR	Charlottesville, Va.	L, 21-35	ABC	
Nov. 30, 2002	22/NR	Blacksburg, Va.	W, 21-9	ESPN	
Nov. 17, 2001	18/NR	Charlottesville, Va.	W, 31-17	ESPN	
Nov. 25, 2000	6/NR	Blacksburg, Va.	W, 42-21	ESPN	
		<u>Tech</u>	<u>Opponent</u>		
Total points scored in all games		1,657	1,477		

TODAY IN TECH FOOTBALL HISTORY

Games Played: 15		Overall Record: 11-4		*Conference Record: 5-2
Last 10 meetings		Home: 1-1	Away: 2-1	Neutral: 8-2
Date	Rank	Opponent	Location	Score
Friday, 2014	NR/NR	Virginia*	Blacksburg, Va.	W, 24-20
Saturday, 2009	14/NR	at Virginia*	Charlottesville, Va.	W, 42-19
Saturday, 1998	20/16	Virginia	Blacksburg, Va.	L, 32-36
Saturday, 1981	NR/NR	at Virginia	Charlottesville, Va.	W, 20-3
Thursday, 1968	NR/NR	vs. VMI*	Roanoke, Va.	W, 55-6
Thursday, 1963	NR/NR	vs. VMI*	Roanoke, Va.	W, 35-20
Thursday, 1957	NR/17	vs. VMI*	Roanoke, Va.	L, 6-14
Thursday, 1946	NA	vs. VMI*	Roanoke, Va.	W, 20-7
Thursday, 1935	NA	vs. VMI*	Roanoke, Va.	W, 12-6
Thursday, 1929	NA	vs. WMI	Roanoke, Va.	L, 0-14
		Tech	Opponent	
Total points scored in all games		302	173	

2015 ACC STANDINGS/SCHEDULE

COASTAL DIVISION			ATLANTIC DIVISION		
Team	Conf.	Overall	Team	Conf.	Overall
North Carolina	7-0	10-1	Clemson	8-0	11-0
Pittsburgh	6-1	8-3	Florida State	6-2	9-2
Miami	4-3	7-4	Louisville	5-3	6-5
Duke	3-4	6-5	NC State	3-4	7-4
Virginia Tech	3-4	5-6	Syracuse	1-6	3-8
Virginia	3-4	4-7	Wake Forest	1-6	3-8
Georgia Tech	1-7	3-8	Boston College	0-7	3-8

This Week in the ACC

	Series	Time	Network
Friday (27) - Miami (7-4, 4-3) at Pitt (8-3, 6-1)	UM, 23-10-1	12:00	ESPN
Saturday, November 28			
Clemson (11-0) at South Carolina (3-8)	CU, 66-42-4	12:00	ESPN
Georgia (8-3) at Georgia Tech (3-8)	UGA, 64-40-5	12:00	ESPN2
Louisville (6-5) at Kentucky (5-6)	UK, 14-13	12:00	SECN
Duke (6-5, 3-4) at Wake Forest (3-8, 1-6)	DU, 56-37-2	12:30	ACCN
Boston College (3-8, 0-7) at Syracuse (3-8, 1-6)	SU, 29-19	12:30	RSN
North Carolina (10-1, 7-0) at NC State (7-4, 3-4)	UNC, 65-33-6	3:30	ABC
Florida State (9-2) at Florida (10-1)	UF, 34-23-2	7:30	ESPN

Keeping Up With The Non-Conference Foes

Ohio State (10-1): Nov. 21 - lost to No. 9 Michigan State, 14-17; Nov. 28 at Michigan (9-2).

Furman (4-7): Nov. 21 - lost at Wofford, 28-38.

Purdue (2-9): Nov. 21 - lost at Iowa, 40-20; Nov. 28 vs. Indiana (5-6).

East Carolina (5-6): Nov. 19 - def. UCF, 44-7; Nov. 28 vs. Cincinnati (6-5).

CAREER AND ACTIVE STARTS CHART

Offense	Current		
	2015	Streak	Career
Brewer, M.	5	4	18
Caleb, J.	-	-	1
Chung, K.	1	-	1
Cline, K.	-	-	7
Coleman, J.C.	4	-	13
Conte, A.	11	11	21
Edmunds, Tr.	-	-	10
Ford, I.	10	2	21
Gallo, E.	11	11	11
Hansen, W.	11	11	14
Hodges, B.	11	13	21
Knowles, D.	-	-	9
Malleck, R.	11	20	30
McLaughlin, J.	11	11	33
McMillian, T.	5	3	5
Meyer, C.	-	-	3
Motley, B.	6	-	6
Phillips, C.	9	5	18
Rogers, S.	4	-	12
Stroman, G.	1	-	1
Teller, W.	10	5	16
Williams, M.	-	-	8

Defense	Current		
	2015	Streak	Career
Alexander, A.	6	-	6
Baron, W.	6	-	8
Clark, C.	11	21	24
Clarke, D.	10	1	23
Edmunds, Te.	7	7	7
Edmunds, Trem.	1	-	1
Ekanem, K.	11	24	24
Facyson, B.	10	2	22
Frye, D.	3	-	3
Fuller, K.	3	-	28
Greene, D.	-	-	1
Huelskamp, S.	2	-	2
Maddy, L.	11	11	44
Marshall, C.	4	1	18
Motuapauka, A.	9	7	13
Nicolas, D.	11	24	25
Reynolds, M.	2	-	2
Riley, D.	1	-	8
Shegog, A.	3	3	3
Stroman, G.	4	1	5
Vandyke, R.	6	-	8
Williams, N.	-	-	10

Specialists	Current		
	2015	Streak	Career
D'Antuono, E. (LS)	11	37	37
Hughes, A.J. (P)	11	50	50
Slye, J. (PK/KO)	11	24	24

STARTED EVERY GAME IN 2015

Offense (6): Conte, Gallo, Hansen, Hodges, Malleck, McLaughlin.

Defense (4): Clark, Ekanem, Maddy, Nicolas.

Specialists (3): D'Antuono, Hughes, Slye.

LONGEST ACTIVE STREAKS

A.J. Hughes	50
Eddie D'Antuono	37
Ken Ekanem	24
Dadi Nicolas	24
Joey Slye	24
Chuck Clarke	21

CAREER GAMES PLAYED/STARTS

Name	Yr.	GP	GS	OFF	DEF	ST	Total
Alexander, A.	Fr.	10	6	0	430	64	494
Alleyne, J.	Fr.	10	0	0	4	65	69
Asante, K.	r-Sr.	26	1	58	0	43	101
Banks, E.	r-So.	1	0	0	0	1	1
Baron, W.	Jr.	36	8	0	446	0	446
Brainard, M.	r-Sr.	10	0	0	0	56	56
Brewer, M. (13 games at TTU)	r-Sr.	32	18	372	0	0	372
Burke, X.	Fr.	1	0	0	0	6	6
Burns, D.	r-Jr.	5	0	0	0	1	1
Caleb, J.	r-Jr.	34	1	0	0	55	55
Carroll, C.J.	r-Fr.	2	0	8	0	7	15
Chung, K.	r-So.	4	1	25	0	0	25
Clark, C.	Jr.	36	24	0	707	86	793
Clarke, D.	Sr.	36	23	0	689	44	733
Cline, K.	r-So.	22	7	85	0	4	89
Coleman, J.C.	Sr.	46	13	63	0	17	80
Conte, A.	r-Jr.	29	21	783	0	63	846
D'Antuono, E.	r-Jr.	37	37	0	0	121	121
Dooley, S.	r-So.	24	0	0	75	55	130
Durkin, C.	r-Fr.	4	0	6	0	3	9
Eberly, J.	r-Jr.	2	0	0	0	5	5
Edmunds, Te.	r-Fr.	11	7	0	366	146	512
Edmunds, Trem.	Fr.	11	1	1	20	251	272
Edmunds, Trey	r-Jr.	30	10	87	0	66	153
Ekanem, K.	r-Jr.	35	24	0	616	41	657
Facyson, B.	r-So.	26	22	0	663	10	673
Ford, I.	So.	24	21	732	0	1	733
Frye, D.	Sr.	37	3	0	228	27	255
Fuller, K.	Jr.	29	28	0	170	12	182
Galante, J.	r-So.	8	0	0	0	37	37
Gallo, E.	So.	14	11	810	0	0	810
Greene, D.	r-Jr.	31	1	0	29	39	68
Hansen, W. (17 games at RPI)	r-Sr.	41	14	614	0	0	614
Haynes, J.	r-Jr.	19	0	0	1	103	104
Hodges, B.	r-So.	24	21	628	0	7	635
Huelskamp, S.	r-So.	6	2	0	143	7	150
Hughes, A.J.	Sr.	50	50	0	0	131	131
Jones, G.	r-Jr.	20	0	0	0	111	111
Knowles, D.	r-Sr.	40	9	19	0	0	19
Lawson, D.	Fr.	5	0	36	0	0	36
Lydon, C.	Fr.	9	0	0	21	48	69
Maddy, L.	r-Sr.	54	44	0	565	0	565
Malleck, R.	r-Sr.	50	30	746	0	120	866
Marshall, C.	r-Sr.	47	18	0	196	0	196
McKenzie, S.	So.	7	0	27	0	0	27
McKinnon, D.	r-Jr.	21	0	0	29	10	39
McLaughlin, J.	Jr.	33	33	733	0	46	779
McMillian, T.	r-Fr.	11	5	327	0	37	364
Meyer, C.	r-Jr.	35	3	7	0	56	63
Mihota, V.	r-Fr.	11	0	0	103	50	153
Minor, R.	r-Fr.	5	0	0	0	24	24
Mitchell, B.	r-Fr.	1	0	3	0	0	3
Moss, J.	r-So.	10	0	0	0	53	53
Motley, B.	r-Jr.	15	6	410	0	0	410
Motuapauka, A.	r-So.	21	13	0	574	41	615
Newsome, D.	r-So.	18	0	7	0	24	31
Nicolas, D.	r-Sr.	47	25	0	630	52	682
Nijman, Y.	Fr.	11	0	293	0	17	310
Osterloh, P.	r-So.	16	0	44	0	53	97
Peoples, S.	Fr.	11	0	32	0	143	175
Pettit, C.	r-Fr.	1	0	4	0	0	4
Pfaff, B.	r-Fr.	3	0	4	0	5	9
Phillips, C.	So.	24	18	709	0	17	726
Redman, D.	r-Sr.	38	1	29	0	67	96
Reynolds, M.	Fr.	11	2	0	240	42	282
Riley, D.	Sr.	49	8	0	274	57	331
Rogers, S.	Jr.	37	12	498	0	113	611
Santamaria, M.	r-Fr.	2	0	0	0	8	8
Shegog, A.	r-So.	17	3	0	150	188	338
Slye, J.	So.	24	24	0	0	105	105
Smith, A.	r-Jr.	20	0	21	0	5	26
Sobczak, S.	r-Fr.	5	0	0	42	0	42
Stroman, G.	So.	24	6	33	286	94	413
Taylor, C.	r-So.	1	0	0	0	2	2
Teller, W.	r-So.	24	16	790	0	63	853
Vandyke, R.	r-Sr.	37	8	0	299	247	546
Willenbrock, J.	r-Jr.	15	0	31	0	39	70
Williams, C.	r-So.	1	0	0	0	1	1
Williams, N.	r-Jr.	37	10	0	114	109	223
Young, T.	r-Fr.	5	0	0	0	15	15

MADDY APPROACHES GAMES PLAYED RECORD

Former long snapper **Collin Carroll** played in a school record 55 consecutive games, from Aug. 30, 2008 to Jan. 3, 2012, which was every game of his four-year career. The 55 games played (also a school record) for Carroll is now in jeopardy.

Defensive lineman **Luther Maddy** enters the Virginia game with 54 career games played, over his five-year career. Maddy played in 13 games as a freshman, sophomore and junior, and the first four games last season, his senior year, before suffering a season-ending injury. He was granted a medical hardship waiver and able to play a fifth year.

With today's game Maddy will tie Carroll for the most games ever played in a career at Virginia Tech. With a bowl berth a possibility, the redshirt-senior from Delray Beach, Florida, could become the all-time leader in games played as a Hokie with 56.

FRESHMEN ANSWERING THE CALL TO START

In all, nine true freshman have seen the field for the Hokies this fall. In alphabetical order, they include: **Adonis Alexander, Jahque Alleyne, Xavier Burke, Tremaine Edmunds, Dwayne Lawson, Carson Lydon, Yosuah Nijman, Steven Peoples** and **Mook Reynolds**. Three of them - Alexander (6), Edmunds (1) and Reynolds (2) have combined to make nine starts.

To put it in perspective over the past two seasons, in 2014, a total of 10 true freshman played for the Hokies with four of them combining for 31 starts. The list of starters include current Hokies: **Isaiah Ford** (11), **Cam Phillips** (9), **Marshawn Williams** (8) and **Greg Stroman** (1).

In 2013, 11 true freshman played for Tech, the most in head coach Frank Beamer's 29 seasons in Blacksburg, and those players combined for over 50 starts that season. Those include current Hokies in the junior class: **Jonathan McLaughlin** (13), **Kendall Fuller** (12), **Chuck Clark** (2) and **Sam Rogers** (2), and those who are redshirt-sophomores: **Brandon Facyson** (9) and **Kalvin Cline** (7).

DOUBLE DIGITS MAKE FIRST STARTS IN 2015

This season has now seen 12 Hokies make their first collegiate starts during the 2015, with the latest being true freshman **Tremaine Edmunds**, who started the first game of his career at Georgia Tech on Nov. 12. Below is the list of Hokies, who made their first starts in 2015.

Player, Cl., Pos.	First Start	2015 Starts
Eric Gallo, So., OL	Sept. 7, Ohio State	11
Desmond Frye, r-Jr., DB	Sept. 7, Ohio State	3
Brenden Motley, r-Jr., QB	Sept. 12, Furman	6
Adonis Alexander, Fr., DB	Sept. 19, Purdue	6
Travon McMillian, r-Fr., RB	Sept. 19, Purdue	5
Sean Huelskamp, r-So., LB	Sept. 19, Purdue	2
Mook Reynolds, Fr., DB	Sept. 26, East Carolina	2
Terrell Edmunds, r-Fr., DB	Oct. 3, Pittsburgh	7
Kyle Chung, r-So., OL	Oct. 9, NC State	1
*Greg Stroman, So., WR	Oct. 9, NC State	1
Anthony Shegog, r-So., DB	Oct. 31, Boston College	3
Tremaine Edmunds, Fr., LB	Nov. 12, Georgia Tech	1

* - Stroman's first start on offense (started once as DB last year)

INJURIES TO STARTERS

The Hokies lost four preseason starters from their original depth chart this season to injury, either for a couple of games or for the season. The four does not include running backs **Marshawn Williams** and **Shai McKenzie**, who were lost to injury before the season began.

Michael Brewer, r-Sr., QB: suffered a broken left collarbone after taking a hit early in the third quarter of the season-opening game versus Ohio State ... missed six starts.

Kyle Fuller, Jr., DB: suffered a right knee injury during preseason camp ... battled through the first three games, but is out for the rest of the season ... missed eight starts.

Andrew Motuapuaka, r-So., LB: suffered an MCL sprain in his left knee and missed two starts - at Purdue and vs. ECU.

Corey Marshall, r-Sr., DL: suffered a hamstring injury and missed three starts. Played just one snap versus Pittsburgh, eight snaps versus Duke and six at Georgia Tech.

STABILITY UP FRONT

Through 11 games, Tech's offensive line has certainly become a source of stability for the team. Consider this, only six players have started every game this year on offense and four of them are on the line. In fact, except for the NC State game, the five positions have all featured the same starters (**Wyatt Teller** did not start versus the Wolfpack, but did play 64 of 68 plays) and they are certainly building for the future.

Only right tackle **Wade Hansen** is a senior, and through some realignment is spelled by true freshman **Yosuah Nijman**, almost 300 this year. The chart on the left, below and on page 10 detail the groups stats, starts, and plays.

CONSECUTIVE STARTS STREAK CONTINUES

A couple of Hokies saw their consecutive starts streak end this season - most notably **Michael Brewer** and **Kendall Fuller**, however three members of the defense have pushed their streak into the 20s.

Redshirt-senior **Dadi Nicolas** along with redshirt-junior **Ken Ekanem** have both reached 24 straight starts for the Hokies, while junior **Chuck Clark** started his 21st straight game against the Tar Heels last Saturday.

On the offensive side of the ball, senior **Ryan Malleck** holds the longest consecutive start streak, which stands at 20 straight games entering Saturday. Sophomore **Bucky Hodges** is the only other Hokie on either offense or defense, whose consecutive start streak extended from last year, and currently stands at 13.

COMEBACKS UNDER BEAMER

BIGGEST SECOND-HALF COMEBACK VICTORIES:

15 points	Virginia (1995)
trailed 29-14 after 3rd	won 36-29
14 points	North Carolina (2008)
trailed 17-3 in 3rd	won 20-17
11 points	Louisville (2004)
trailed 24-13 in 4th	won 35-24

BIGGEST TOTAL COMEBACK VICTORY:

20 points	Duke (2012)
trailed 20-0 in 1st	won 41-20

2015 STARTERS GAME BY GAME

OFFENSE	FL	LT	LG	C	RG	RT	TE	QB	FB	TB	SE
Ohio State	Phillips	McLaughlin	Teller	Gallo	Conte	Hansen	Malleck	Brewer	Hodges (TE)	Coleman	Ford
Furman	Phillips	McLaughlin	Teller	Gallo	Conte	Hansen	Malleck	Motley	Hodges (TE)	Coleman	Ford
Purdue	Hodges (TE)	McLaughlin	Teller	Gallo	Conte	Hansen	Malleck	Motley	Rogers	McMillian	Ford
East Carolina	Phillips	McLaughlin	Teller	Gallo	Conte	Hansen	Malleck	Motley	Hodges (TE)	Coleman	Ford
Pittsburgh	Phillips	McLaughlin	Teller	Gallo	Conte	Hansen	Malleck	Motley	Hodges (TE)	Coleman	Ford
NC State	Stroman	McLaughlin	Chung	Gallo	Conte	Hansen	Malleck	Motley	Rogers	Hodges (TE)	Ford
Miami	Phillips	McLaughlin	Teller	Gallo	Conte	Hansen	Malleck	Motley	Hodges (TE)	McMillian	Ford
Duke	Phillips	McLaughlin	Teller	Gallo	Conte	Hansen	Malleck	Brewer	Rogers	Hodges (TE)	Ford
Boston College	Phillips	McLaughlin	Teller	Gallo	Conte	Hansen	Malleck	Brewer	Rogers	McMillian	Hodges (TE)
Georgia Tech	Phillips	McLaughlin	Teller	Gallo	Conte	Hansen	Malleck	Brewer	Hodges (TE)	McMillian	Ford
N. Carolina	Phillips	McLaughlin	Teller	Gallo	Conte	Hansen	Malleck	Brewer	Hodges (TE)	McMillian	Ford
Virginia											

DEFENSE	DE	DT	DT	DE	ILB	LOLB	WHIP	CB	ROV	FS	CB
Ohio State	Nicolas	Maddy	Stroman (N)	Ekanem	Motuapuaka	Clarke	Vandyke	Fuller	Frye	Clark	Facyson
Furman	Nicolas	Maddy	Marshall	Ekanem	Motuapuaka	Clarke	Vandyke	Fuller	Frye	Clark	Facyson
Purdue	Nicolas	Maddy	Baron	Ekanem	Huelskamp	Clarke	Stroman (N)	Fuller	Alexander	Clark	Facyson
East Carolina	Nicolas	Maddy	Marshall	Ekanem	Huelskamp	Clarke	Stroman (N)	Reynolds	Alexander	Clark	Facyson
Pittsburgh	Nicolas	Maddy	Marshall	Ekanem	Motuapuaka	Clarke	Vandyke	Te. Edmunds	Alexander	Clark	Facyson
NC State	Nicolas	Maddy	Baron	Ekanem	Motuapuaka	Clarke	Vandyke	Te. Edmunds	Alexander	Clark	Facyson
Miami	Nicolas	Maddy	Baron	Ekanem	Motuapuaka	Clarke	Vandyke	Te. Edmunds	Alexander	Clark	Facyson
Duke	Nicolas	Maddy	Baron	Ekanem	Motuapuaka	Clarke	Reynolds (N)	Te. Edmunds	Alexander	Clark	Facyson
Boston College	Nicolas	Maddy	Baron	Ekanem	Motuapuaka	Clarke	Vandyke	Te. Edmunds	Frye	Clark	Shegog
Georgia Tech	Nicolas	Maddy	Baron	Ekanem	Motuapuaka	Shegog	Trem. Edmunds	Te. Edmunds	Riley	Clark	Facyson
N. Carolina	Nicolas	Maddy	Marshall	Ekanem	Motuapuaka	Clarke	Shegog	Te. Edmunds	Stroman	Clark	Facyson
Virginia											

HUGHES TACKS ON SCHOOL RECORDS FOR PUNTING

Tech punter **A.J. Hughes** entered his senior season as the school's all-time leader in career punts and punting yardage. Recently, he passed the 12,000-yard milestone for punting yards and now has 12,453, which is also now the second-most ever in the history of the ACC. His 298 career punts are also the second most, trailing only current Wake Forest punter Alexander Kinal, who is more than 30 punts and 1,500 yards better than Hughes.

However, Hughes' 41.79 career punting average is slightly ahead of Kinal's (41.77) and would put him 22nd all-time in the ACC record books. In Tech's history, the mark is third.

MCMILLIAN PUSHES PAST 700 AND EYES 1,000 YARDS

Entering the Virginia game, redshirt-freshman **Travon McMillian** has rushed for 880 yards on the ground, which leads the team. It is the most yards rushed in a single season by a Hokie over the past four years (**Trey Edmunds**, 675, 2013), while the last Tech player to rush for more than 1,000 yards was **David Wilson** (1,709, 2011).

The 880 yards also puts McMillian into the ACC record book. Currently, the conference lists the 35 best single-season rushing yard performances by freshman and McMillian sits at No. 19. The list rises all the way up to a pair of Hokie backs, **Ryan Williams** (1,655, 2009) and **Darren Evans** (1,265, 2008) who are No. 1 and 2 on the list. Only nine freshmen have ever reached the 1,000-rushing yard plateau in ACC history.

At Tech, 13 men have done it 16 times. Only **Cyrus Lawrence** (1980-81), **Lee Suggs** (2000, 2002) and **Roscoe Coles** (1975-76) did it twice.

MORE ON MCMILLIAN

McMillian finished games with 98, 96 and 99 rushing yards, before breaking through with the first 100-yard game of his career against Duke (10/24), a 142-yard effort. He then went for 105 at Boston College (10/31) to become the first freshman at Tech with back-to-back 100-yard rushing games since **Ryan Williams** had five straight to end the 2009 season.

His 135 yards on the ground at Georgia Tech made it three in a row, to become the first Tech running back with three straight 100-yard efforts since **David Wilson**, who went seven straight games with at least 100 yards in the 2011 season.

THERE'S A FIRST TIME FOR EVERYTHING

For the season, **Brenden Motley** has thrown for 1,155 yards and 11 touchdowns, which currently leads the team. **Michael Brewer**, who missed six starts due to injury, returned to the starting lineup and enters today's game with 1,122 yards passing and 10 touchdowns.

A quick glance at the Tech history books indicates that the closest any two quarterbacks have come to either both throwing for 1,000 yards in the same season or both reaching the 10 TDs thrown plateau before this combo did it, was back in 2007. That season, **Sean Glennon** led the team with 1,796 yards passing and 12 TDs, while **Tyrod Taylor** threw for 927 yards and five TDs.

THERE'S A FIRST TIME FOR EVERYTHING, TOO

Glennon and Taylor are the only set of Tech QBs to each have multiple 200-yard passing games in the same season, as Glennon had four during the 2007 season and Taylor had two.

Currently, Motley leads the team with three 200-yard passing games this season and, against Duke (10/24), Brewer notched his first and had 273 versus UNC (11/21). Brewer had five last season, including 235 versus Virginia. If he gets that third, 2015 will mark the first time two different Tech QBs each passed for at least 200 yards in three different games in the same season.

THERE'S A FIRST TIME FOR EVERYTHING, THREE

For the third time in the Beamer era, five Hokies have completed at least one pass during the season. One more player this year, would make it six for the first time ever.

The first time was in 1989, when three QBs each completed passes: **Cam Young** (62 completions), **Will Furrer** (45) and **Rodd Wooten** (28). WR **Kevin Bennett** went 1 for 2 for 32 yards and a TD, while WR **Tony Kennedy** was 1 for 6 for six yards.

The second time was last year, as QBs **Michael Brewer** (262), **Mark Leal** (6) and **Brenden Motley** (1) all completed passes. The others were WR **Isaiah Ford**, who was 1 of 1 for 30 yards and P **A.J. Hughes**, who was 1 for 1 for 10 yards.

This season, outside of QBs Brewer (53), Motley (92) and **Dwayne Lawson** (3), Ford has done it again, going 1 of 2 for 14 yards and FB **Sam Rogers** in 1 for 1 for 13 yards.

BREWER MOVING INTO THE TOP 10 AT TECH

Speaking of **Michael Brewer**, he enters Saturday's game with 3,814 passing yards, which is 10th all-time at the school (in less than two full seasons).

Meanwhile, his 28 touchdown passes are T-9th on the career list at Tech with **Sean Glennon** (2004-08), and with two more, he'd become just the sixth Tech QB to toss 30 or more in a career.

MOTUAPUAKA SCORING THROUGH BEAMERBALL

With his 34-yard fumble return for a touchdown at Boston College (10/31), redshirt-sophomore **Andrew Motuapuaka** has now scored three TDs in his Tech career, joining a very select company. Only eight other Hokies have scored three or more defensive or special teams TDs (under Beamer).

1. DeAngelo Hall 7 (5 PR/1 FR/ 1 IR)
2. Macho Harris 5 (4 IR/1 KOR)
3. André Davis 4 (4 PR)
4. Xavier Adibi 3 (2 IR/1 FR)
- Ike Charlton 3 (2 IR/1 FR)
- Ricky Hall 3 (1 PR/1 BPR/1 RBP)
- Jason Lallis 3 (2 FR/1 IR)
- Andrew Motuapuaka** 3 (1 IR/2 FR)
- Eddie Royal 3 (3 PR)

HODGES, PHILLIPS CAN ALSO CATCH THE BALL

Below (gray box) is a detailed summary of what sophomore **Isaiah Ford** has done so far in his Tech career. However, fellow classmates **Cam Phillips** and **Bucky Hodges** aren't too far behind when it comes to catches and yards receiving.

Thanks to a six-catch, career-high 95-yard game in his last outing at Georgia Tech (10/31), Phillips now has 83 career catches (T-19th all-time at Tech) for 1,034 career yards (24th).

Hodges, who enjoyed a five-catch, career-high 101-yard effort versus Duke (10/24), is sitting with 78 career receptions (T-22nd all-time) for 984 career yards (25th). He adds 13 TD catches, which is tied for eighth all-time.

Before this season, no Hokie had ever caught more than 70 career passes before his junior season and only three men had ever gone over 1,000 receiving yards. Ford and Phillips have already done that, and Hodges is just 16 yards shy.

FORD CHANGING AND CHASING THE HISTORY BOOKS

Sophomore **Isaiah Ford** is quickly moving up many of the career records' list at the school and his numbers even through two seasons are approaching or are already the best at the school.

Consider these:

FASTEST PLAYER TO 10 TD CATCHES

By game is now Ford, 19 games, passing **Andre' Davis** who did it in 20 games.

FASTEST PLAYER TO 1,000 REC. YARDS

By game is now Ford, 17 games, passing **Davis**, who did it in 19 games.

FASTEST PLAYER TO 100 RECEPTIONS

Is now Ford, who caught No. 100 in his 22nd game played and did it quicker than former Tech receiver **Jarrett Boykin** (35 games)

Ford has now also put up the best numbers by a Tech wide receiver through a sophomore season at the school (under Beamer).

Consider these:

MOST TOUCHDOWN CATCHES

Ford tops the list with 15, but is being chased by **Bucky Hodges**, who has 13. The previous high was nine by **Andre' Davis**.

MOST RECEPTIONS

Ford tops the list with his 113 catches, passing **Boykin**, who caught 70 through his sophomore season. **Cam Phillips** is now second with 83, while **Hodges** is third at 78.

MOST RECEIVING YARDS

Ford again at the top of the list with 1,525 yards, besting **Boykin's** 1,276 yards.

Where does Ford stand (under Beamer) in all-time two-year bests among wide receivers in yards and receptions?

See below:

MOST RECEPTIONS, 2-YEAR SPAN

Jarrett Boykin (Jr.-Sr. seasons)	114
Isaiah Ford (Fr.-So. seasons)	113
Ernest Wilford (Jr.-Sr. seasons)	106
Danny Coale (Jr.-Sr. seasons)	99
Willie Byrn (Jr.-Sr. seasons)	98

MOST RECEIVING YARDS, 2-YEAR SPAN

Ernest Wilford (Jr.-Sr. seasons)	1,811
Jarrett Boykin (So.-Jr. seasons)	1,682
Danny Coale (Jr.-Sr. seasons)	1,636
Isaiah Ford (Fr.-So. seasons)	1,525
Marcus Davis (Jr.-Sr. seasons)	1,463
Antonio Freeman (So.-Jr. seasons)	1,347

CAREER TOUCHDOWN RECEPTIONS

Player	TDs
1 Antonio Freeman	22
2 Jarrett Boykin	18
Ricky Scales	18
Andre Davis	18
5 Josh Morgan	16
7 Isaiah Ford	15
6 Sidney Snell	15

CAREER RECEPTIONS

Player	Receptions
1 Jarrett Boykin	184
...	
5 Antonio Freeman	120
6 Eddie Royal	119
7 Isaiah Ford	113
Ricky Scales	113

SLYE SCORING POINTS NAMED SEMI-FINALIST

The Palm Beach County Sports Commission released its 20 semi-finalists for the 2015 Lou Groza Collegiate Place-Kicker Award presented by the Orange Bowl. The 20 kickers, which included Virginia Tech sophomore Joey Slye.

Slye has made 18 of 25 field goals this season, 18 of 22 inside of 50 yards, and is 38 of 46 from that distance in his career at Tech. He has also converted 32 of 33 extra-point attempts this season and had a streak of 48 straight.

The Stafford, Virginia, native booted four field goals at Boston College (10/31), which tied his career high for makes (vs. Cincinnati, 12/27/14), and six times this season has made at least two field goals in a game. He currently leads the Hokies with 86 points.

He's already moved up to 14th place on the school's all-time scoring list with 179 points, two points shy of moving into the 12th spot. Slye is eighth among kickers, with Don Wade (1981-84) next on that list with 224 points.

HODGES NAMED SEMI-FINALIST FOR MACKAY AWARD

Announced on Monday, Nov. 16, sophomore TE Bucky Hodges was named one of eight semi-finalists for the John Mackay Award, given annually to the most outstanding collegiate tight end. Hodges, a Virginia Beach, Virginia, native, is one of two sophomores on the list and one of two tight ends on the list from the ACC.

The list will be slimmed down to three finalist on Nov. 24 and the winner will be announced on Dec. 9.

SINGLE GAME TOP 10 PERFORMANCES

Below are the performances Hokies have put up this season that are among some of the best single-game efforts ever under head coach Frank Beamer.

Category: Player, number (rank), opp. (date)

INDIVIDUALS

Total Offense: Brenden Motley, 366 yards (7th), at ECU (9/26)
most since: Logan Thomas, 408, at Miami (11/9/13)
Rushing Atts: Travon McMillian, 33 (T5), at BC (10/31)
most since: Ryan Williams, 34, vs. Miami (9/26/09)
Passing Atts: Michael Brewer, 45 (T7), vs. Duke (10/24)
most since: Michael Brewer, 48, vs. BC (11/1/14)
Passing TDs: Michael Brewer, 3 (T9), vs. Duke (10/24)
Brendon Motley, 3 (T9), vs. NC State (10/9)
most since: Michael Brewer, 3, vs. ECU (9/13/14)
Receptions: Isaiah Ford, 9 (T3), vs. Duke (10/24)
most since: Jarrett Boykin, 10, vs. UNC (11/17/11)
Isaiah Ford, 8 (T5), at East Carolina (9/26)
Rec. TDs: Bucky Hodges, 3 (T2), vs. Duke (10/24)*
Isaiah Ford, 3 (T2), vs. NC State (10/9)*
most since: Ernest Wilford, 4, at Syracuse (11/9/02)
FGs made: Joey Slye, 4 (T2), at Boston College (10/31)
most since: Joey Slye, 4, vs. Cincinnati (12/27/14)

* - Hodges became the first Tech TE with three TD catches in the same game. Ford's three TDs were all caught in the 2nd quarter, becoming the first Hokie to catch three TDs in one quarter, and the third to score three times in the same quarter - Andre' Davis (10/12/00) vs. West Virginia (1 rush, 1 rec. 1 punt return, 3Q); Lee Suggs (11/11/00) at UCF (3 rush, 1Q).

Below are performances the Hokies, as a team, have put up this season that are among some of the best single-game efforts ever under head coach Frank Beamer.

TEAM

Points in 3Q: 21 (T6), vs. Furman (9/12)
most since: 21, vs. Appalachian State (9/3/11)
Total Offense: 583 yards (8), vs. Furman (9/12)
most since: 605, vs. Wake Forest (10/16/10)
Time of Poss: 38:11 (9), at Purdue (9/19)
most since: 41:03, at North Carolina (10/4/14)
Plays: 100 offensive (1), vs. Duke (10/24)
most since: 95, vs. Virginia (11/24/12)
most prior: 98, at Cincinnati (8/31/85)

Twice this year, the Hokies accumulated more than 200 yards rushing and passing. They are 40-5 in such games. The last time they had two such games in the same season was 2011, when they did it four times.

vs. Furman	284 passing	299 rushing	42-3 win
at Purdue	233 passing	238 rushing	51-24 win

FORD SETS AND APPROACHES A COUPLE MORE RECORDS

With eight receptions in the game versus UNC (11/21), **Isaiah Ford** extending a streak of catching at least two passes in every game of his career, which now stands at 24 straight games, at Tech record. The previous record (under Beamer) was set by Danny Coale, who ended his career with a 22-game streak from Oct. 16, 2010 to Jan. 3, 2012.

The consecutive games record for at least one catch is 27 games, set by *Ernest Wilford* (Aug. 25, 2002 to Dec. 26, 2003).

2015 HONORS LIST

CB Chuck Clark

All-ACC Third Team, Phil Steele
All-ACC Fourth Team, Athlon Sports

LB Deon Clarke

All-ACC Second Team, Athlon Sports
All-ACC Third Team, Phil Steele

RB J.C. Coleman

All-ACC Fourth Team, Athlon Sports

DE Ken Ekanem

Lombardi Award Watch List
All-ACC First Team, Athlon Sports
All-ACC First Team, Phil Steele

CB Brandon Facyson

All-ACC Second Team, Athlon Sports
All-ACC Second Team, Phil Steele

CB Kendall Fuller

Thorpe Award Watch List
Walter Camp Award Watch List
Bednarik Award Watch List
Preseason First-Team All-American, ESPN.com
Preseason Second-Team All-American, SI.com
First-Team Preseason All-American, Athlon Sports
First-Team Preseason All-American, Phil Steele
All-ACC Preseason Team, Media
All-ACC Preseason Team, ESPN.com
All-ACC First Team, Athlon Sports
All-ACC First Team, Phil Steele

WR Isaiah Ford

ACC All-Conference - Midseason, ESPN.com
Bilentnikoff Watch List - Midseason
All-ACC Third Team, Athlon Sports
All-ACC Third Team, Phil Steele

TE Bucky Hodges

Mackey Award semi-finalist
Mackey TE of the Week, Honorable Mention (10/28)
Mackey Award Midseason Watch List
Mackey Award Watch List
Third-Team Preseason All-American, Phil Steele
Fourth-Team Preseason All-American, Athlon Sports
All-ACC Preseason Team, Media
All-ACC Preseason Team, ESPN.com
All-ACC First Team, Athlon Sports
All-ACC First Team, Phil Steele

P.A.J. Hughes

Ray Guy Award nominee

DT Luther Maddy

ACC All-Conference - Midseason, ESPN.com
Lombardi Award Watch List
Danny Wuerffel Award
All-ACC Preseason Team, Media
All-ACC Preseason Team, ESPN.com
All-ACC First Team, Athlon Sports

TE Ryan Malleck

Mackey Award Watch List

DT Corey Marshall

All-ACC Second Team, Athlon Sports
All-ACC Second Team, Phil Steele

OL Jonathan McLaughlin

All-ACC Second Team, Athlon Sports
All-ACC Fourth Team, Phil Steele

DE Dadi Nicolas

Lombardi Award Watch List
Bednarik Award Watch List
Fourth-Team Preseason All-American, Athlon Sports
Fourth-Team Preseason All-American, Phil Steele
All-ACC Preseason Team, Media
All-ACC Preseason Team, ESPN.com
All-ACC First Team, Athlon Sports
All-ACC First Team, Phil Steele

K Joey Slye

Lou Groza Award semifinalist

CB Greg Stroman

All-ACC Third Team Specialist, Athlon Sports

OL Wyatt Teller

All-ACC First Team, Athlon Sports

OFFENSIVE LINE

Semi-finalist for The Joe Moore Award

Italics = Preseason

LONGEST CONTINUOUS TENURED ASSISTANT COACHES (ACTIVE)

Only 31 of the 1,152 full-time assistants in FBS have been at their current schools since 2005. Below is the top 10

1.	1983	Gary Campbell - Oregon RBs coach
2.	1987	*Bud Foster - Virginia Tech DC
3.	1990	Bryan Stinespring - Virginia Tech TEs coach
4.	1993	Jerry Brown - Northwestern DBs coach
	1993	Don Pellum - Oregon DC
6.	1994	Odell Haggins - Florida State DTs coach
	1994	Mo Latimore - Kansas State DLs coach
8.	1996	Charley Wiles - Virginia Tech DL coach
	1996	Andy Hill - Missouri QBs coach
	1996	Dale Pehrson - Navy DL coach

* - Tech's Bud Foster, who became the Hokies' defensive coordinator in 1995, is also the nation's longest-tenured DC by 10 seasons. Ohio State's Luke Fickell is the second-longest tenured, taking over the Buckeyes' DC duties in 2005.

info courtesy of CoachingSearch.com - Chris Vannini

GAME DAY COACHING ASSIGNMENTS

ON THE FIELD

Frank Beamer.....	head coach
Shane Beamer.....	assoc. head coach/RBs
Bud Foster.....	defensive coordinator/ILBs
Stacy Searels.....	offensive line
Zohn Burden.....	wide receivers
Charley Wiles.....	defensive line

IN THE BOOTH

Cornell Brown.....	outside linebackers
Torrian Gray.....	defensive secondary
Scot Loeffler.....	offensive coordinator/QBs
Bryan Stinespring.....	recruiting coordinator/TEs

RUSHING = WINS

- Under **Frank Beamer** (359 games), the Hokies are 206-44-2 when outrushing their opponents, 29-77 when being outrushed and 1-0 when the rushing total is even.
- In Tech's current 22-year bowl run (since 1993), Tech is 185-28 when outrushing its opponents, 26-53 when being outrushed and 1-0 when the rushing total is even.
- In its current 22-year bowl run (since 1993), Tech is 118-8 when rushing for 200 yards or more.
- Since the start of the 2000 season, the Hokies are 45-0 when rushing 50 times or more in a non-OT game (last loss: 1999 national championship game to FSU; rushed 52 times).
- Since the start of the 1999 season, Tech is 140-22 when outrushing its opponent and 19-40 when being outrushed.

ALL SCORERS RETURNED

- Every single Hokie who scored a point last season for the Virginia Tech Hokies - a total of 313 points - returned in 2015. The list includes 14 players - three who were on defense and another on special teams.
- The Hokies' top scorer was kicker **Joey Slye**, who connected on 20-of-28 fields goals and converted 33-of-34 on extra points for 93 points.
- Bucky Hodges** led the team in touchdowns, catching seven touchdown passes in 2014 - a Tech single-season record for tight ends, while also adding a TD on a blocked punt in the end zone against Virginia. He also caught a two-point conversion attempt to give him 50 points for the year.
- Ryan Malleck** contributed a pair of TD grabs to give the tight end position a total of nine TD catches for the season.
- Third on the list overall was **Isaiah Ford**, who as a freshman, hauled in six touchdown passes, while classmate **Cam Phillips** snagged three.
- On the ground, **Marshawn Williams** led the way with four touchdown runs, while **Shai McKenzie** (3) and **J.C. Coleman** (2).
- Quarterback **Michael Brewer** had two rushing touchdowns and fullback **Sam Rogers** added one.
- On the defensive side of the ball, and one from special teams, there were an additional four Hokies who scored touchdowns. **Donovan Riley** and **Kendall Fuller** each reached the end zone after an interception, while **Andrew Motuapuaka** (on kickoff coverage) and **Greg Stroman** each hit paydirt on fumble returns.

#LUNCHPAILD

During Bud Foster's 269-game tenure as defensive/co-defensive coordinator, Tech has ...

- had 50 different defensive players score touchdowns.
- scored 77 touchdowns (52 on pass interceptions, 24 on fumble returns and one on a fumble recovery).
- held opponents to an average of 112.6 yards rushing and 17.2 points per game.
- been nationally ranked in the top five of a major defensive category 37 times. Tech finished No. 1 in total defense in 2005 and 2006, second in 2001 and third in 1999.
- pitched 28 shutouts.
- had at least one defensive player earn All-America honors from some publication in 17 of 19 seasons. Four players gained A-A recognition in 1999 and three were honored in 2001.
- produced six first-team All-Americans and 12 others who have earned second- or third-team All-America honors from one of the recognized groups.
- had 37 players drafted by NFL teams.
- produced its first Lombardi Award winner and its first Nagurski Trophy winner in Corey Moore.
- produced two BIG EAST defensive players of the year - Corey Moore (1998, 1999), and Cornell Brown (1995).
- featured 10 players who have recorded nine or more interceptions in their career.

THE STORIED LUNCH PAIL

- Taken with the Hokies wherever they go is the storied lunch pail. The Pail served as the inspiration for Tech's record-setting 1995 defense, symbolizing Tech's blue collar approach to defensive football. Every year since, a member of the defense has been responsible for toting a new Pail.
- Coach Rod Sharpless, then the co-defensive coordinator along with Bud Foster, brought a lunch pail back from New Jersey and they decided that it would become the symbol of the 1995 defense. Sharpless' mother-in-law found the now famous original lunch pail in Mercerville, N.J., where it had belonged to a coal miner.
- The players put the unit goals, weekly goals, the keys to success for the week and a signed mission statement before the season in the Pail ... plus the turf from any road wins. Also included in the Pail is the list of names of the 32 fallen Hokies from the April 16, 2008 tragedy.

2015 OFFENSIVE LINE PLAY BREAKDOWN

(S-STARTED; P-PLAYED - GAMES WITH "O" MEANS PLAYED ON SPECIAL TEAMS; DNP-DRESSED, BUT DID NOT PLAY; DND- DID NOT DRESS)

	2015	CAREER	OSU	FUR.	PUR.	ECU	PITT	NC ST.	MIAMI	DUKE	BC	GT	UNC	UVA
61 Chung, K.	25	25	P/1	P/12	P/8	DNP	DNP	S/4	DNP	DNP	DNP	DNP	DNP	
76 Clark, A.	-	-	DND	DND	DND	DND	DND	DND	DND	DND	DND	DND	DND	
72 Conte, A.	783	1,490	S/68	S/48	S/75	S/83	S/55	S/68	S/63	S/106	S/67	S/64	S/86	
64 Gallo, E.	810	824	S/70	S/63	S/75	S/83	S/55	S/68	S/63	S/106	S/71	S/69	S/87	
77 Hansen, W.	614	903	S/22	S/30	S/59	S/74	S/55	S/56	S/48	S/85	S/50	S/52	S/83	
71 McLaughlin, J.	733	2,188	S/70	S/47	S/72	S/83	S/50	S/62	S/48	S/106	S/59	S/56	S/80	
66 Mitchell, B.	3	3	DND	P/3	DND	DND	DND	DND	DND	DND	DND	DND	DND	
69 Nijman, Y.	293	293	P/51	P/51	P/25	P/10	P/5	P/18	P/38	P/21	P/33	P/30	P/11	
67 Osterloh, P.	44	58	P/3	P/23	P/11	P/0	P/0	P/0	P/1	P/0	P/0	P/5	P/1	
58 Pettit, C.	4	4	DND	P/4	DND	DND	DND	DND	DND	DND	DND	DND	DND	
74 Pfaff, B.	6	11	DNP	P/4	P/2	DNP	DNP	DNP	DNP	DNP	DNP	DNP	DNP	
62 Plantin, D.	-	-	DND	DND	DND	DND	DND	DND	DND	DND	DND	DND	DND	
52 Redman, D.	29	246	P/0	P/18	P/11	P/0	P/0	P/0	P/0	P/0	P/0	P/0	P/0	
75 Smith, A.	21	61	P/0	P/15	P/6	DNP	DNP	DNP	DNP	DNP	DNP	DNP	DNP	
79 Smith, T.	-	-	DND	DND	DND	DND	DND	DND	DND	DND	DND	DND	DND	
57 Teller, W.	790	1,288	S/71	S/57	S/72	S/83	S/55	P/64	S/55	S/106	S/71	S/69	S/87	


EDMUNDS BROTHERS RARE FEAT

Just after Virginia Tech's first touchdown against Ohio State on Sept. 7, the Edmunds brothers - Terrell, Tremaine and Trey - became just the third trio of brothers to take the field together at the same time in the same game for a major college football program dating back to 1970. The first to accomplish this rarest of feats was the Selmon brothers at Oklahoma when Lee Roy, Lucious and Dewey all played for the Sooners' defense during the 1972 and 1973 seasons. They were followed in 2010 and 2011 by the McCray brothers - Cliff, Jordan and Justin - who all played on the offensive line together at UCF. During the 2015 season, the Edmunds are regularly appearing together on the special teams kickoff coverage team.

**The Selmons - 1972****School: Oklahoma**

Brothers: Lee Roy, Lucious and Dewey

Hometown: Eufula, Oklahoma

**The McCrays - 2010****School: Central Florida**

Brothers: Jordan, Cliff and Justin

Hometown: Miami, Florida

**The Edmunds - 2015****School: Virginia Tech**

Brothers: Terrell, Tremaine and Trey Edmunds

Hometown: Danville, Virginia

VIRGINIA TECH'S GRADUATES

Below are six men who have already earned their undergraduate degrees and are currently pursuing either a masters or a second undergraduate degree here at Tech. Below those men are five more Hokies planning to earn their first degree by this December. Included below, along with these 11, are 15 more Hokies (26 total) who were honored last Saturday for Senior Day.

Name	Degree	Second Degree
Michael Brewer	Personal Financial Planning (at Texas Tech)	Master's Curriculum and Instruction
J.C. Coleman	Psychology	Master's Curriculum and Instruction
Luther Maddy	Property Management	Undergrad No. 2 Consumer Studies
Dadi Nicolas	Sociology	Undergrad No. 2 Consumer Studies
Darius Redman	Sociology	Undergrad No. 2 Theatre Arts
Ronny Vandyke	Psychology	Undergrad No. 2 Human Development

Earning first undergraduate degree in December

Kevin Asante	Human Development w/ Child & Adolescent Development concentration
Wade Hansen	History
A.J. Hughes	Marketing Management
Demitri Knowles	Consumer Studies
Corey Marshall	Human Development w/ Child & Adolescent Development concentration

Additional Hokies that were recognized last Saturday for Senior Day

Michael Brainard	Drew Burns	Joel Caleb	Deon Clarke	Josh Eberly
Desmond Frye	Laird Gardner	Jeremy Haynes	Greg Jones	Ryan Malleck
Charley Meyer	Donovan Riley	Alston Smith	Zach Snell	Jack Willenbrock

BEST IN THE STATE

Did you know that Virginia Tech has recorded the most wins among any football program in the state? Also, among schools with at least 600 total games played, the Hokies' 5.87 wins per season is the most, while their win percentage is the third best.

School	1st Year	Wins	Losses	Ties	Total Games	Win Pct	Seasons	Avg wins
Virginia Tech	1892	716	457	46	1219	60.62%	122	5.87
Virginia	1888	643	585	48	1276	52.27%	126	5.10
Virginia State	1902	566	353	49	968	61.00%	112	5.05
William & Mary	1893	565	549	41	1155	50.69%	122	4.63
Virginia Union	1900	556	372	12	940	61.60%	114	4.88
Hampton	1902	554	420	34	1008	56.65%	114	4.86
Hampden-Sydney	1892	544	452	38	1034	54.45%	124	4.39
Richmond	1881	524	626	53	1203	45.76%	132	3.97
Emory & Henry	1915	519	422	19	960	55.05%	101	5.14
Randolph-Macon	1881	508	480	55	1043	51.34%	128	3.97
Washington & Lee	1890	503	523	39	1065	49.06%	123	4.09
VMI	1891	467	679	42	1188	41.08%	124	3.77
Ferrum	1954	353	219	13	585	61.45%	61	5.79
Norfolk State	1938	343	348	14	705	49.65%	75	4.57
Apprentice School	1919	308	475	30	813	39.73%	97	3.18
James Madison	1972	280	208	4	492	57.32%	44	6.36
Bridgewater	1899	268	405	13	686	40.01%	117	2.29
Liberty	1974	234	221	4	459	51.42%	42	5.57
Virginia-Wise	1991	121	140	0	261	46.36%	25	4.84
Christopher Newport	2001	102	61	0	163	62.58%	15	6.80
Shenandoah	2000	58	97	0	155	37.42%	15	3.87
Old Dominion	2009	57	26	0	83	68.67%	7	8.14
Southern Virginia	2003	37	92	0	129	28.68%	13	2.85

HOKIES = RATINGS

The Ohio State at Virginia Tech football game on Sept. 7 of this season gave ESPN some of its best ratings ever. Nothing new, as the Hokies' game against Boise State on Sept. 6, 2010 also was a ratings success for the network.

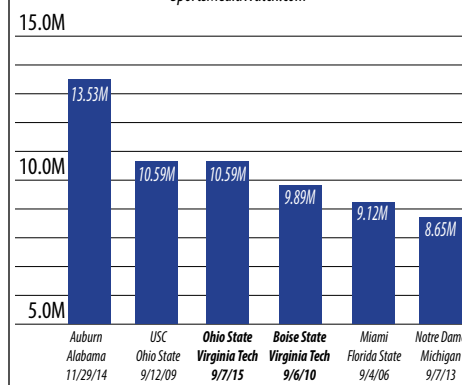
ESPN/ABC Top 5 Opening Weekend CFB Games

Rating*	Date	Game	Network
1. 7.2	Mon, 9/5/2005	Miami at Florida State	ABC
2. 6.7	Mon, 9/6/2010	Boise State vs. Virginia Tech	ESPN
3. 6.6	Mon, 9/7/2015	Ohio State at Virginia Tech	ESPN
4. 6.1	Mon, 9/4/2006	Florida State at Miami	ESPN
5. 5.8	Sat, 9/2/2006	Notre Dame at Georgia Tech	ABC

* overnight rating

Most Watched Reg. Season CFB Games on ESPN

SportsMediaWatch.com



TECH IN OVERTIME (6-6)

Date	Opponent	Tech	Opp	Result	In
9/19/98	at Miami	27	20	W	OT
11/9/02	at Syracuse	42	50	L	3OT
11/15/03	at Temple	24	23	W	OT
1/3/12	vs. Michigan	20	23	L	OT
9/3/12	Georgia Tech	20	17	W	OT
11/17/12	at Boston College	30	23	W	OT
12/28/12	vs. Rutgers	13	10	W	OT
9/21/13	Marshall	29	21	W	3OT
11/16/13	Maryland	24	27	L	OT
11/22/14	at Wake Forest	3	6	L	2OT
10/24/15	Duke	43	45	L	4OT
11/21/15	North Carolina	27	30	L	OT

VIRGINIA TECH'S 267-GAME SCORING STREAK

Virginia Tech's current scoring streak started in 1995 and it currently stands tied for the 11th-longest streak in FBS history, and the sixth-longest active streak in the FBS. During the run, Tech scored on its first offensive possession 86 times, plus another five occasions* where it scored on returns on its first touch of the game. The Hokies have scored in the first quarter 191 times during the streak, and have extended it by halftime in 254 of the 267 games. During the streak, the Hokies have posted 28 shutouts by their defense.

Here's the year-by-year breakdown (* - blocked punt recovery in the end zone against Akron in 1995; an interception return at Clemson in 2007; an interception return against Boston College in 2008; a blocked punt return against Marshall in 2013; and a fumble return on the opening kickoff of the 2014 Western Michigan game):

School	Streak	Dates	Ended By
Michigan	365	10/27/1984 - 9/6/2014	Notre Dame
Brigham Young	361	9/27/1975 - 11/15/2003	Utah
Florida	345	11/05/1988 - present
TCU	291	11/23/1991 - present
Air Force	282	12/31/1992 - present
Texas	281	11/29/1980 - 10/02/2004	Oklahoma
Washington State	280	10/22/1984 - 10/18/2008	USC
Washington	272	11/14/1981 - 10/16/2004	USC
Ohio State	270	12/30/1993 - present *
Tennessee	270	9/24/1994 - present
Virginia Tech	267	9/23/1995 - present
Oregon	267	10/05/1985 - 11/15/2007	UCLA
Georgia	260	10/7/1995 - present *
Nebraska	256	9/05/1996 - present
UCLA	245	10/02/1971 - 10/17/1992	Arizona State
Colorado	242	11/19/1988 - 10/25/2008	Missouri
Boise State	236	10/11/1997 - present
Georgia Tech	236	10/30/1997 - present
Kansas State	234	11/23/1996 - 10/17/2015	Oklahoma
Nebraska	233	1/01/1974 - 11/29/1991	Miami, Fla.
Florida State	232	9/10/1988 - 11/11/2006	Wake Forest
Wisconsin	231	9/06/1997 - 11/29/2014	Ohio State

* - had 13 games vacated by NCAA from 2010 season (not included in streak)

Season	Games	1st Poss.	Scored On/In:					Points Scored		
			1Q	2Q	3Q	4Q	OT	Wins	Losses	Ties
1995	10	2*	6	3	1	0	0	335	0	—
1996	12	6	9	3	0	0	0	328	42	—
1997	12	3	8	3	1	0	0	244	80	—
1998	12	6	11	1	0	0	0	299	82	—
1999	12	4	11	1	0	0	0	455	29	—
2000	12	7	10	1	0	1	0	463	21	—
2001	12	3	10	1	1	0	0	314	62	—
2002	14	4	11	3	0	0	0	303	126	—
2003	13	7	11	2	0	0	0	328	132	—
2004	13	4	7	4	1	1	0	358	42	—
2005	13	3	10	2	0	1	0	411	29	—
2006	13	4	9	4	0	0	0	282	54	—
2007	14	6*	9	4	1	0	0	364	38	—
2008	14	3*	7	7	0	0	0	230	79	—
2009	13	5	11	1	1	0	0	350	64	—
2010	14	5	9	5	0	0	0	416	58	—
2011	14	4	9	5	0	0	0	358	33	—
2012	13	2	8	4	0	1	0	200	126	—
2013	13	4*	11	1	1	0	0	168	83	—
2014	13	5*	8	3	0	1	1	212	101	—
2015	11	4	6	5	0	0	0	170	155	—
Totals	267	91	191	63	7	5	1	6588	1436	0

Virginia Tech has a **195-72** record during the streak, averaging **33.8** points in the wins and **19.9** points in the losses. The Hokies have only on six occasions delayed extending the streak until the fourth quarter or overtime. The last time came in 2014 in an overtime loss at Wake Forest. The latest Tech scored its first points in a game was in overtime in 2014 at Wake Forest (a 0-0 tie after four quarters). The latest in a regulation game was with 1:30 left in Tech's game versus Miami also in 2014. Here's a look at the six occasions.

(* — in Sugar Bowl in New Orleans; ^ — Russell Athletic Bowl in Orlando):

Date	Game	Opponent	Fourth Quarter/OT Score (first if multiple scores)	Time Left (4Q)	Result
Nov. 4, 2000	67	at Miami	Lee Suggs 1 yd run	12:23	L, 21-41
Jan. 3, 2005	122	Auburn*	Josh Morgan 29 yd pass from Bryan Randall	6:58	L, 13-16
Nov. 5, 2005	131	Miami	Marcus Vick 2 yd run	8:06	L, 7-27
Dec. 28, 2012	230	Rutgers ^	Cody Journell 25 yd FG	12:14	W, 13-10 (ot)
Oct. 23, 2014	251	Miami	Isaiah Ford 14 yd pass from Mark Leal	1:30	L, 6-30
Nov. 22, 2014	254	at Wake Forest	Joey Slye 28 yd FG	OT	L, 3-6 (2ot)

There have been **nine** occasions where Virginia Tech scored just once to continue the streak, by nine different players. **Six** of those times it was special teams (five times - four field goals and a blocked FG return) or the defense (one time - on a fumble return) that helped continue the streak.

Only twice did Tech's lone score come in the fourth quarter of a game: 2005 when Marcus Vick scored on a 5-yard run with 8:06 left in a 27-7 loss and in 2014 when Isaiah Ford caught a 14-yard pass from Mark Leal with 1:30 left in a 30-6 loss and once it came in overtime, last year at Wake Forest on a Joey Slye field goal. A look at these nine times with one score.

(* — denotes Gator Bowl in Jacksonville):

Date	Game	Opponent	The Hokie To Score	Time Left	Result
Jan. 1, 1998*	34	vs. North Carolina	Shayne Graham 40 yd FG	4:37, 3Q	L, 3-42
Nov. 3, 2001	78	at Pittsburgh	Ronyell Whitaker 71 yd blocked FG return	1:42, 1Q	L, 7-38
Oct. 22, 2003	103	at West Virginia	Vincent Fuller 50 yd fumble return	2:07, 2Q	L, 8-27
Nov. 5, 2005	131	Miami	Marcus Vick 2 yd run	8:06, 4Q	L, 7-27
Oct. 12, 2006	141	at Boston College	Brandon Pace 36 FG	0:41, 2Q	L, 3-22
Sept. 8, 2007	150	at LSU	Tyrod Taylor 1 yd run	4:38, 3Q	L, 7-48
Oct. 1, 2011	208	Clemson	Cody Journell 24 FG	4:35, 2Q	L, 3-23
Oct. 23, 2014	251	Miami	Isaiah Ford 14 yd pass from Mark Leal	1:30, 4Q	L, 6-30
Nov. 22, 2014	254	at Wake Forest	Joey Slye 28 yd FG	OT	L, 3-6 (2ot)

The One-Scorers (9): Ford 1, Fuller 1, Graham 1, Journell 1, Pace 1, Slye 1, Taylor 1, Marcus Vick 1, Whitaker 1 (four field goals, two rushing touchdowns, one pass, one fumble return, one blocked field goal return)

TOUCHDOWNS BY DEFENSE & SPECIAL TEAMS

1987: Jon Jeffries, 92-yd. kickoff return vs. Clemson; Don Stokes, recovered blocked punt in end zone vs. Syracuse; Randy Cockrell (ilb), 90-yd. interception return vs. Navy.

1988: Don Stokes, recovered blocked punt in end zone vs. Southern Miss; Jock Jones, recovered blocked punt in end zone vs. West Virginia; Roger Brown (cb), 55-yd. interception return vs. South Carolina; Leslie Bailey (ilb), 19-yd. interception return vs. South Carolina.

1989: Marcus Mickel, 90-yd. kickoff return vs. Clemson; Jock Jones (olb), 55-yd. interception return vs. Tulane; Roger Brown (cb), 55-yd. interception return vs. North Carolina State.

1990: The '90 season marked the first and only season to date during Beamer's tenure that Tech failed to score at least one TD on either defense or special teams.

1991: P.J. Preston (olb), recovered fumble in end zone vs. Oklahoma; Ken Landrum, 18-yd. blocked punt return vs. Cincinnati; Kirk Alexander (fs), 95-yd. interception return vs. Cincinnati.

1992: Tyronne Drakeford (cb), 40-yd. interception return vs. East Carolina; Tony Kennedy, 91-yd. kickoff return vs. Louisville; Ken Brown (olb), 18-yd. interception return vs. Rutgers.

1993: William Ferrell, 7-yd. blocked punt return vs. Rutgers; DeWayne Knight (olb), 23-yd. fumble return vs. Syracuse; Jeff Holland (dt), 8-yd. fumble return vs. Virginia; Lawrence Lewis (de), 20-yd. fumble return vs. Indiana; Antonio Banks, 80-yd. blocked field goal return vs. Indiana.

1994: Torrian Gray (rov), 66-yd. interception return vs. Boston College; Stacy Henley, 25-yd. blocked punt return vs. Temple; Lawrence Lewis (de), 60-yd. fumble return vs. East Carolina; Antonio Freeman, 80-yd. punt return vs. Pittsburgh.

1995: Jermaine Holmes, recovered blocked punt in end zone vs. Akron; Hank Coleman (de), 51-yd. fumble return vs. Rutgers; Myron Newsome (ilb), 71-yd. interception return vs. Rutgers; Larry Green (cb), 37-yd. interception return vs. West Virginia; Jim Baron (dt), 46-yd. fumble return vs. Temple; J.C. Price (dt), 19-yd. interception return vs. Temple; Antonio Banks (cb), 65-yd. interception return vs. Virginia; Bryan Still, 60-yd. punt return vs. Texas; Jim Baron (dt), 20-yd. fumble return vs. Texas.

1996: Cornelius White, 60-yd. blocked punt return vs. Syracuse; Keion Carpenter (fs), 100-yd. interception return vs. Miami.

1997: Carl Bradley (dt), recovered fumble in end zone vs. Rutgers; Pierson Prioleau (rov), 43-yd. fumble return vs. Rutgers; Lorenzo Ferguson (fs), 84-yd. interception return vs. Arkansas St.; Anthony Midget (cb), 22-yd. fumble return vs. Pittsburgh.

1998: Keion Carpenter (fs), 16-yd. interception return vs. Pittsburgh; Pierson Prioleau (rov), 85-yd. interception return vs. Boston College; Marcus Gildersleeve, recovered blocked punt in end zone vs. UAB; Ricky Hall, 17-yd. blocked punt return vs. West Virginia; Ricky Hall, recovered blocked punt in end zone vs. Syracuse; Loren Johnson (cb), 78-yd. fumble return vs. Syracuse; Ike Charlton (cb), 26-yd. interception return vs. Rutgers; Jamel Smith (lb), 98-yd. interception return vs. Rutgers; Anthony Midget (cb), 27-yd. interception return vs. Alabama.

1999: Ike Charlton (cb), 34-yd. interception return vs. Clemson; Corey Moore (de), 32-yard fumble return vs. Clemson; Cory Bird (rov), 26-yd. fumble return vs. Syracuse; Phillip Summers (rov), 43-yd. interception return vs. Syracuse; Tee Butler, recovered fumble by punter in end zone vs. Syracuse; Ricky Hall, 64-yd. punt return vs. Miami; Ike Charlton (cb), 51-yd. fumble return vs. Miami; Larry Austin (cb), 31-yd. interception return vs. Temple.

2000: Willie Pile (fs), 11-yd. interception return vs. Akron; Cory Bird, 9-yd. blocked punt return vs. East Carolina; André Davis, 87-yd. punt return vs. East Carolina; André Davis, 71-yd. punt return vs. Boston College; André Davis, 76-yd. punt return vs. WVU; Nathaniel Adibi (de), 36-yd. fumble return vs. UCF.

2001: Channing Reed (dt), 8-yd. fumble return vs. Rutgers; Kevin McCadam (rov), 69-yd. interception return vs. UCF; André Davis, 55-yd. punt return vs. UCF; Jim Davis (de), 27 yd. interception return vs. West Virginia; Kevin McCadam (rov), 9-yd. fumble return vs. Boston College; Ronyell Whitaker, 71-yd. blocked field goal return vs. Pittsburgh; Brandon Manning, 22-yd. blocked punt return vs. Miami.

2002: DeAngelo Hall, 69-yd. punt return vs. Arkansas State; DeAngelo Hall (cb), 49-yd. interception return vs. Arkansas State; Jason Lallis (dt), 59-yd. fumble return vs. Arkansas State; Alex Markogiannakis (ilb), 25-yd. fumble return vs. Western Michigan; DeAngelo Hall, 51-yd. punt return vs. Rutgers; Darryl Tapp, 11-yd. blocked punt return vs. Virginia; Willie Pile (fs), 96-yd. interception return vs. Miami.

2003: Jason Lallis (dt), 45-yd. interception return vs. UCF; Eric Green (cb), 84-yd. interception return vs. UConn; Mike Imoh, 91-yd. kickoff return vs. UConn; Chris Clifton, 16-yd. blocked punt return vs. UConn; Jimmy Williams (fs), 55-yd. interception return vs. Rutgers; DeAngelo Hall, 58-yd. punt return vs. Syracuse; DeAngelo Hall, 60-yd. punt return vs. Syracuse; Vincent Fuller (cb), 50-yd. fumble return vs. WVU; DeAngelo Hall (cb), 28-yd. fumble return vs. Miami; Eric Green (cb), 51-yd. interception return vs. Miami; DeAngelo Hall, 52-yd. punt return vs. Cal.

2004: Jason Lallis (de), 28-yd. fumble return vs. Western Michigan; Brandon Flowers (cb), 38-yd. interception return vs. Western Michigan; Vincent Fuller, 74-yd. blocked field goal return vs. West Virginia; Bl. Warren (ilb), 46-yd. interception return vs. Florida A&M; Roland Minor (cb),

64-yd. interception return vs. Georgia Tech; Jimmy Williams (cb), 34-yd. interception return vs. Maryland.

2005: Roland Minor (cb), 23-yd. interception return vs. Duke; D.J. Parker, 78-yd. blocked field goal return vs. Georgia Tech; Xavier Adibi (ilb) 25-yd. interception return vs. Georgia Tech; Chris Ellis (de), 29-yd. interception return vs. Georgia Tech; Vince Hall (ilb) 15-yd. fumble return vs. Marshall; Vince Hall (ilb) 13-yd. interception return vs. Boston College; James Anderson (olb) 39-yd. interception return vs. Louisville.

2006: Brenden Hill (olb), 69-yd. interception return vs. North Carolina; Eddie Royal, 58-yd. punt return vs. Duke; Victor "Macho" Harris (cb), 72-yd. interception return vs. Cincinnati; Noland Burchette (de), 15-yd. fumble return vs. Kent State; Xavier Adibi (ilb), 35-yd. fumble return vs. Wake Forest.

2007: Victor "Macho" Harris (cb), 17-yd. interception return vs. East Carolina; Brandon Flowers (cb), 49-yd. interception return vs. William & Mary; Eddie Royal, 60-yd. punt return vs. William & Mary; D.J. Parker (fs), 32-yd. interception return vs. Clemson; Eddie Royal, 82-yd. punt return vs. Clemson; Victor "Macho" Harris, 100-yd. kickoff return vs. Clemson; Chris Ellis (de), 5-yd. interception return vs. Florida State; Xavier Adibi (lb), 40-yd. interception return vs. Boston College; Justin Harper, 84-punt return vs. Kansas.

2008: Stephan Virgil (cb), 30-yd. fumble return vs. East Carolina; Brett Warren (ilb), 36-yd. interception return vs. Boston College; Victor "Macho" Harris (cb), 55-yd. interception return vs. Boston College; Victor "Macho" Harris (cb), 23-yd. interception return vs. Duke; Orion Martin (de), 17-yd. fumble return vs. Boston College.

2009: Dyrell Roberts, 98-yd. kickoff return vs. Alabama; Jayron Hosley, 64-yd. punt return vs. Marshall; Matt Reidy, 1-yd. blocked punt return vs. Miami; Rashad Carmichael (cb) 22-yd. interception return vs. Boston College.

2010: Rashad Carmichael (cb), 68-yd. interception return vs. East Carolina; David Wilson, 92-yd. kickoff return vs. NC State; Jayron Hosley, 80-yd. punt return vs. Central Michigan; David Wilson, 90-yd. kickoff return vs. Georgia Tech; Jeron Gouveia-Winslow (olb), 24-yd. interception return vs. Florida State.

2011: Kyle Fuller, recovered blocked punt in end zone vs. Appalachian State.

2012: Kyshoen Jarrett, 94-yd. punt return vs. Pittsburgh; Demetri Knowles, 93-yd. kickoff return vs. North Carolina.

2013: Detrick Bonner (fs), 37-yd. interception return vs. Western Carolina; Derek Di Nardo 11-yd. blocked punt return vs. Marshall.

2014: Donovan Riley (cb), 63-yd. interception return vs. Ohio State; Andrew Motuapuaka 11-yd. fumble return on kickoff vs. Western Michigan; Kendall Fuller (cb), 47-yd. interception return vs. North Carolina; Bucky Hodges recovered blocked punt in end zone vs. Virginia; Greg Stroman (cb), 12-yd. fumble return vs. Cincinnati.

2015: Andrew Motuapuaka (ilb) 18-yd. interception return vs. Furman; Chuck Clark (fs) 20-yd. fumble return vs. Purdue; Anthony Shegog 15-yd blocked punt return vs. Purdue; Andrew Motuapuaka (ilb) 34-yd. fumble return vs. Boston College.

The Tally Sheet

TOTAL: 143

Defense: 89 TDs

Type	Total	Last
Pass Interceptions	58	Andrew Motuapuaka (18 yds), 2015 vs. Furman
Fumble Returns	29	Andrew Motuapuaka (34 yds), 2015 at BC
Fumble Recoveries	2	Carl Bradley (end zone), 1997 at Rutgers

Special Teams: 54 TDs

Type	Total	Last
Punt Returns	19	Kyshoen Jarrett (94 yds), 2012 at Pittsburgh
Blocked Punts	20	Anthony Shegog (15 yds), 2015 at Purdue
Kickoff Returns	9	Demetri Knowles (93 yds), 2012 at North Carolina
Blocked Field Goals	4	D.J. Parker (78 yds), 2005 vs. Georgia Tech
Fumble Recovery	1	Tee Butler (end zone by punter), 1999 vs. Syracuse
Fumble Returns	1	Andrew Motuapuaka (kickoff), 2014 vs. Western Mich.

VIRGINIA TECH'S BLOCKED KICKS UNDER FRANK BEAMER

Totals: 136 in 359 games (67 punts, 41 FGs, 28 PATs)

1987 (1 punt, 1 PAT, 1 FG)

Syracuse – punt* (Jimmy Whitten) hL

East Carolina – PAT (na) hL

Cincinnati – FG (Roger Brown) hW

1988 (4 punts, 3 FGs)

Clemson – punt (Jock Jones) aL

Southern Miss – punt* (Archie Hopkins) aL

West Virginia – punt* (Archie Hopkins) hL

Cincinnati – punt+ (Jock Jones) aW

Louisville – FG (Jimmy Whitten) aL

Florida State – FG (Roger Brown);

FG+ (Roger Brown) aL

1989 (1 punt, 1 FG)

Tulane – punt+ (Archie Hopkins) hW

NC State – FG (Jock Jones) aW

1990 (2 punts, 4 PATs, 1 FG)

East Carolina – PAT (John Rivers) aW

South Carolina – PAT (John Rivers) hL

Florida State – punt+ (Scott Jones) aL

West Virginia – FG+ (Bernard Basham) hW

Temple – punt (Archie Hopkins) aL

NC State – PAT (Bernard Basham) hW

Virginia – PAT (Bernard Basham) hW

1991 (3 punts, 3 FGs)

James Madison – FG (Bernard Basham) hW

Oklahoma – FG (Bernard Basham) aL

Cincinnati – punt+ (P.J. Preston);

punt* (Kirk Alexander) hW

Louisville – FG (John Rivers) hW

East Carolina – punt (Marcus McClung) hL

1992 (5 PATs, 1 FG)

James Madison – PAT (John Rivers);

FG+ (Kirk Alexander) hW

East Carolina – PAT (Bernard Basham) aL

West Virginia – PAT (David Wimmer) hL

Miami – PAT (Bernard Basham) hL

Virginia – PAT (David Wimmer) hL

1993 (4 punts, 2 FGs)

Miami – punt@ (Willie Wilkins) aL

Maryland – FG (George DelRico) hW

Rutgers – punt* (Marcus McClung) hW

Syracuse – punt+ (William Ferrell) hW

Virginia – punt# (Brandon Semones) aW

Indiana – FG* (Jeff Holland) nW

1994 (2 punts, 2 FGs)

Arkansas St. – FG (Cornell Brown) hW

Temple – punt* (William Ferrell) hW

Miami – punt# (Michael Williams) aL

Rutgers – FG (Michael Williams) hW

1995 (4 punts, 3 PATs, 1 FG)

BC – PAT (Waverly Jackson) hL

Cincinnati – FG (Jim Baron);

PAT (Lawrence Lewis) hL

Miami – punt# (Angelo Harrison) hW

Pittsburgh – punt+ (Angelo Harrison);

punt# (Angelo Harrison) aW

Akron – punt* (Okesa Smith);

PAT (Lawrence Lewis) hW

1996 (5 punts, 1 PAT)

Akron – PAT (John Engelberger) aW

BC – punt+ (Keion Carpenter) aW

Syracuse – punt* (Cornelius White) aL

Temple – punt (Keion Carpenter) hW

SW Louisiana – punt (Michael Stuewe);

punt+ (Keion Carpenter) hW

1997 (2 punts, 3 PATs, 2 FGs)

Arkansas St. – FG+ (Carl Bradley) hW

WVU – punt# (Phillip Summers) aL

Miami – PAT (Carl Bradley) hW

Pittsburgh – PAT (Corey Moore);

PAT (John Engelberger) aL

Virginia – punt (Keion Carpenter);

FG (John Engelberger) aL

1998 (8 punts, 2 PATs, 2 FGs)

East Carolina – FG+ (Corey Moore) hW

Miami – PAT (John Engelberger) aW

Pittsburgh – FG (Corey Moore);

punt# (Larry Austin) hW

Boston College – punt (Keion Carpenter);

punt+ (André Davis) aW

UAB – punt* (Larry Austin) aW

WVU – punt* (Marcus Gildersleeve);

PAT (John Engelberger) hW

Syracuse – punt* (Anthony Midget) aL

Alabama – punt (Keion Carpenter);

punt+ (Corey Moore) nW

1999 (1 punt, 1 PAT)

Rutgers – PAT^ (Carl Bradley) aW

Pittsburgh – punt+ (André Davis) aW

2000 (4 punts, 2 FGs, 2 PATs)

Akron – FG+ (Cory Bird) hW

East Carolina – punt* (Wayne Ward);

FG (Larry Austin) aW

Rutgers – punt+ (Eric Green) hW

Temple – punt+ (Wayne Ward) hW

West Virginia – punt (Lee Suggs)

PAT (Lamar Cobb) hW

Pittsburgh – PAT (David Pugh) hW

2001 (5 punts, 2 FGs)

W. Michigan – punt+ (Wayne Ward) hW

Rutgers – punt@ (Eric Green) aW

UCF – punt@ (Brandon Manning) hW

Pittsburgh – FG* (Lamar Cobb) aL

Virginia – punt (Wayne Ward) aW

Miami – FG# (David Pugh);

punt* (Eric Green) hL

2002 (5 punts, 2 FGs)

LSU – punt+ (Justin Hamilton);

punt@ (Jason Lallis) hW

Marshall – FG+ (Team) hW

Western Michigan – FG (Jeff King) aW

Pittsburgh – punt+ (Nathaniel Adibi) hL

West Virginia – punt# (Ernest Wilford) hL

Virginia – punt* (Justin Hamilton) hW

2003 (1 punt, 3 FGs)

UConn – punt* (Nathaniel Adibi) hW

Rutgers – FG (Jeff King) aW

Syracuse – FG (Vincent Fuller) hW

Miami – FG (Eric Green) hW

2004 (1 punt, 3 FGs)

W. Michigan – FG+ (Jim Davis);

punt+ (Darryl Tapp) hW

West Virginia – FG* (Jim Davis) hW

Virginia – FG (Jim Davis) hW

2005 (2 FGs, 1 punt)

Georgia Tech – FG* (Jeff King) hW

North Carolina – FG+ (Darryl Tapp);

punt+ (Macho Harris) hW

2006 (3 punts, 2 FGs)

Northeastern – punt+ (Cary Wade);

FG (Kory Robertson) hW

North Carolina – punt+ (Josh Morgan) aW

Cincinnati – punt@ (Josh Morgan) hW

Miami – FG (Duane Brown) aW

2007 (2 punts, 1 FG, 1 PAT)

Duke – punt+ (Stephan Virgil) aW

Virginia – punt# (Davon Morgan) aW

Boston College (ACC) – FG (Duane Brown)

PAT ^ (Duane Brown) nW

2008 (2 PAT, 2 FGs, 1 punt)

East Carolina – PAT^ (John Graves) nL

Furman – FG (John Graves) hW

Georgia Tech – PAT (John Graves) hW

Nebraska – punt@ (Stephan Virgil) aW

BC – FG# (Jason Worilds) aL

2009 (1 punt)

Miami – punt* (Jacob Sykes) hW

2010 (2 PAT, 1 punt)

Boise State – punt (Davon Morgan)

PAT (Andre Smith) nL

Stanford – PAT (Andre Smith) nL

2011 (1 punt)

Appalachian State – punt* (Tony Gregory) hW

2012 (1 punt)

Austin Peay – punt+ (Tony Gregory) hW

2013 (1 punt, 1 FG)

Marshall – punt+ (Kyle Fuller)

FG (Derrick Hopkins) hW

2014 (1 FG, 1 PAT, 1 punt)

Pitt – FG+ (Dadi Nicolas) aL

Miami – PAT (Dadi Nicolas) hL

Virginia – punt * (C.J. Reavis) hW

2015 (1 FG, 1 punt)

Purdue – punt * (Terrell Edmunds) aW

Pitt – FG (Vinnie Mihota) hL

* - recovered or returned for TD;

+ - led to TD;

@ - led to safety;

- led to field goal;

^ - led to a two-point defensive extra point

HOKIES IN THE NFL

Below is a list of 29 former Virginia Tech players who are on NFL rosters (either active, practice or injured-reserved) or coaching staffs this season. Status was entering Week 11 of the NFL season.

<u>Current Player</u>	<u>Team</u>	<u>status</u>
James Anderson	New Orleans	active
Nick Becton	Chicago	active
Duane Brown	Houston	active
Kam Chancellor	Seattle	active
Antone Exum, Jr.	Minnesota	active
Brandon Flowers	San Diego	active
Corey Fuller	Detroit	active
Kyle Fuller	Chicago	active
James Gayle	Washington	IR
Laurence Gibson	Kansas City	practice
DeAngelo Hall	Washington	active
Jayron Hosley	N.Y. Giants	active
Kyshoen Jarrett	Washington	active
Will Montgomery	Chicago	IR
Vinston Painter	Miami	practice
Eddie Royal	Chicago	active
Darryl Tapp	Detroit	active
Tyrod Taylor	Buffalo	active
Logan Thomas	Miami	practice
Michael Vick	Pittsburgh	active

<u>Current Coach/Staff</u>	<u>Position</u>
Bruce Arians	Arizona Head Coach
Malcolm Blacken	Washington Dir. of Player Develop.
Eugene Chung	KC Asst. Off. Line
Keith Gray	Phi. Asst. S&C Coach
Anthony Midget	Hou. Asst. Secondary
Chris Peduzzi	Phi. Head Athletic Trainer
Nick Rapone	Arizona Defensive Backs
Nick Sorensen	Sea Special Teams
Todd Washington	Balt. Assistant Off. Line

TECH PLAYERS WITH NFL FATHER CONNECTIONS

Current Players

Kyle Chung (Eugene Chung)
 Calvin Cline (Mike Cline)
 Trey, Terrell and Tremaine Edmunds (Ferrell Edmunds)
 Alston Smith (Bruce Smith)

Former Players

Ken, Jr. and Jason Barefoot (Ken Barefoot, Sr.)
 Chad Beasley (Tom Beasley)
 Chad and Cody Grimm (Russ Grimm)
 Billy Hardee, III (Billy Hardee, Jr.)
 Kenny Lewis, Jr. (Kenny Lewis, Sr.)
 Jake Patten (Joel Patten)
 Jim Pyne (George Pyne)
 Josh Trimble (the late Steve Trimble)
 Beau, Blake and Brett Warren (Don Warren)
 Chase Williams (Gregg Williams)
 Tyrel Wilson (James Wilson)
 Jeron Gouveia-Winslow (Kurt Gouveia)

A FAMILY AFFAIR

The Virginia Tech football program prides itself on the family atmosphere it instills and that has not gone unnoticed as many sets of brothers and sons of former players have followed in those footsteps and decided to play for head coach Frank Beamer and his staff. Below is a list of current players who have followed their relatives to Blacksburg.

In all 25 sets of brothers have been coached by Beamer.

Woody Baron (junior)

Uncle: Jim Baron (lettered 1994-95)

Connor Kish (freshman)

Brother: Kevin Kish (freshman)

Kyle Chung (redshirt sophomore)

Father: Eugene Chung (lettered 1988-91)

Tremaine Edmunds (freshman)

Brothers: Terrell Edmunds (redshirt freshman)
 Trey Edmunds (redshirt junior)

Coleman Fox (freshman)

Father: Rich Fox (lettered 1986-89)

Kendall Fuller (junior)

Brothers: Corey Fuller (lettered 2012)
 Kyle Fuller (lettered 2010-13)
 Vincent Fuller (lettered 2001-04)

Brenden Motley (redshirt junior)

Uncles: Sidney Snell (lettered 1977-80)
 Donald Wayne Snell (lettered 1984-86)
 Cousin: Zach Snell (played 2012-14)

Deon Newsome (redshirt sophomore)

Father: Myron Newsome (lettered 1995-96)

Alston Smith (redshirt junior)

Father: Bruce Smith (lettered 1981-84)

Ronny Vandyke (redshirt senior)

Brother: Devin Vandyke (played 2012-14)

Trent Young (redshirt freshman)

Father: Cam Young (lettered 1988-89)

CURRENT TECH PLAYERS WITH NFL CONNECTIONS

Woody Baron - uncle, **James Baron**, played at Tech before playing in the NFL with Detroit and Chicago.

Kyle Chung - father, **Eugene Chung**, played at Tech before playing in the NFL with New England, Jacksonville and Indianapolis. He is currently the offensive line assistant of the Kansas City Chiefs.

Kalvin Cline - father, **Mike Cline**, was drafted by the Green Bay Packers.

Trey, Terrell and Tremaine Edmunds - father, **Ferrell Edmunds**, played seven seasons in the NFL as a tight end, earning two Pro Bowl nods.

Kendall Fuller - brother, **Vincent Fuller**, played six seasons as a defensive back for the Tennessee Titans - brother, **Corey**, is currently playing in the NFL and is a wide receiver with the Detroit Lions; - brother, **Kyle**, is currently playing in the NFL and is a defensive back with the Chicago Bears.

Alston Smith - father, **Bruce Smith**, was a standout player for the Hokies before going on to star in the NFL. The all-time sacks leader was inducted into the NFL Hall of Fame in 2010.

MORE ON THE FULLERS

The Fullers became the first family at Tech to send four brothers to the school. More impressively is that, despite three of them playing on the defensive side of the ball, all four of them have scored at least one touchdown in their Tech careers.

VINCENT FULLER - CB

At VT: 142 tackles, 19 PBU, 8 INTs, 3 FR
 Two TDs: 50-yd fumble return; 74-yd blocked FG return
 Fourth-round pick of Tennessee; 8 years in the NFL

COREY FULLER - WR

At VT (2 seasons): 45 rec., 815 yds, 6 TDs
 Final TD was only touchdown in 13-10 win over Rutgers in Russell Athletic Bowl
 Sixth-round pick of Detroit; in third year in the NFL

KYLE FULLER - CB

At VT: 173 tackles, 23.5 TFL, 28 PBU, 6 INTs, 4 FF
 Second-team All-American
 One TD: recovered blocked punt in end zone
 First-round pick of Chicago; in second year in the NFL

KENDALL FULLER - CB

At VT: 112 tackles, 26 PBU, 8 INTs, 2 FR, 1 FF
 2014 Second-Team All-American; First-team All-ACC
 One TD: 47-yd INT for a touchdown at UNC
OF NOTE: If Kendall gets drafted and plays in the NFL, the four Fullers will become just the second group of four brothers to play in the NFL and the first group of four brothers to be drafted to the NFL out of the same college. Jim (Notre Dame), Joey (USC), Keith (USC) and Ross (Notre Dame) Browner are four brothers who played in the NFL in the late 1970s and 1980s, but went to different schools.

MORE ON THE EDMUNDS

Not to be outdone, the three Edmunds - Trey, Terrell and Tremaine - have become the first trio of brothers to play for head coach Frank Beamer all at the same time and are the fourth family to have at least three sons play at Tech.

The Fullers, again, are the only set of four brothers to play in Blacksburg, while the Houserights had four family members play for the Hokies.

Father: Bill Houseright (lettered 1973-77)

Sons: Bill Houseright, Jr. (lettered 1995)
 Jake Houseright (lettered 1998-01)
 Jonas Houseright (lettered 2006-08)

The only other trio of brothers to play for Tech were the Warrens.

Brothers: Blake Warren (lettered 2002-05)
 Brett Warren (lettered 2004-05, 2007-08)
 Beau Warren (lettered 2007-10)

LANE STADIUM - HOME OF THE HOKIES

Rising high into the mountainous sky of the New River Valley, Virginia Tech's Lane Stadium enters its 51st year of football competition in 2015. The Tech football team has enjoyed over two decades of success, going to 22 straight bowl games and winning 10 or more games eight straight seasons from 2004-11. A big part of that success is the home-field advantage the Hokies enjoy at Lane Stadium/Worsham Field.

Billed as the toughest place in college football for opponents to play by Rivals.com in 2005 and one of the scariest places to play by ESPN.com in 2007, the Hokies play not only on one of the best playing surfaces in the nation, but with the south end zone and west side additions, the Hokies compete in one of the best stadiums in the nation.

Sitting at roughly 2,057 feet above sea level, the stadium is the second-highest among all FBS schools in the eastern United States, trailing only Appalachian State (3,300). Completed in 1965, Lane Stadium/Worsham Field has gone through numerous changes, renovations and additions. But through it all, it has always been regarded as one of the finest places to watch – and toughest places for opponents to play – a college football game.

A WINNING TRADITION

On Sept. 22, 1994, Tech won its 100th game in Lane Stadium in memorable fashion before a national television audience on ESPN with a 34-6 win over rival West Virginia. On Nov. 1, 2003, Tech upset No. 2 Miami 31-7 to pick up its 150th all-time win at Lane Stadium, marking the highest-ranked opponent the Hokies have ever defeated - home or on the road.

Tech's overall record entering the 2015 season at Lane Stadium was 208 wins, 77 losses and six ties in 50 years of play. The Hokies entered the year 134-40-1 at home during Coach Frank Beamer's tenure at Virginia Tech and more impressively, were 116-26 in Blacksburg during the previous 22 seasons (during its current bowl run).

In terms of conference success, Tech entered the season 32-12 in ACC home games and was 32-9 as a member of the BIG EAST.

A large part of that impressive record is the home-field environment created by the fans, as Lane Stadium was sold out for 94 consecutive games, starting with the final game of the 1998 season against Virginia and running through the 2012 season.

THE HOKIE STONE

Before each home football game, Virginia Tech football players and coaching staff enter Lane Stadium through a tunnel. On the stadium-side entrance to Worsham Field, they pass beneath a Hokie Stone, which they touch for good luck and is flanked by these words: "For those who have passed. For those to come ... Reach for Excellence."

ENTER SANDMAN

The history behind Virginia Tech's use of Metallica's "Enter Sandman" started during the 2000 season. That summer Tech added a new scoreboard to Lane Stadium and the athletics marketing team decided to use the scoreboard for an entrance video. The group considered "Welcome to the Jungle" by Guns N' Roses and "Sirius" by the Alan Parsons Project before settling on "Enter Sandman." It has been the entrance song for the Hokies ever since.

FOOTBALL HISTORY

All-Time Tech Record (1892-present; 121 seasons)

Overall	716-457-46
Conference	232-165-21

In Blacksburg

Behind Lane Hall (1892)	1-0-0
Sheib Field (1894-1901)	13-1-0
Gibboney Field (1902-08)	19-2-0
Miles Field (1909-25)	60-3-3
Miles Stadium (1926-64)	67-25-4
Lane Stadium (1965-present; 51st season)	210-80-6
Under Beamer (1987-present)	136-43-1

On the road

Neutral sites

Televised games

Overtime games

When ranked

Opponent ranked

Both teams ranked

VT ranked higher

Opponent ranked higher

	Tech	Opponent
Total points scored	24,863	17,353
Average	20	14
Most Points Scored	99 (1919)	77 (1973)
Fewest Points Scored	0 (1995)	0 (2012)
Shutouts By	246 (2012)	144 (1995)
Largest Margin of Victory	99 (1919)	71 (1973)
Smallest Margin of Victory	1 (2014)	1 (2004)

LANE STADIUM HISTORIC MILESTONES

	Date	Opponent	Result	Score
First Win at Lane Stadium	Oct. 2, 1965	William & Mary	W	9-7
First Televised Game	Oct. 29, 1966	Florida State	W	23-21
First Night Game	Nov. 25, 1982	Virginia	W	21-14
First Game Under Coach Beamer	Sept. 12, 1987	Clemson	L	10-22
First ESPN Game	Nov. 24, 1990	Virginia	W	38-13
First ESPN GameDay Appearance	Oct. 16, 1999	Syracuse	W	62-0
Frank Beamer's 100th Win at Tech	Sept. 1, 2001	Connecticut	W	52-10
Tech's 600th win	Sept. 6, 2003	James Madison	W	43-0
150th win at Lane Stadium	Nov. 1, 2003	Miami	W	31-7
First ACC Game and Win	Sept. 18, 2004	Duke	W	41-17
250th game at Lane Stadium	Nov. 6, 2008	Maryland	W	23-13
200th win at Lane Stadium	Oct. 13, 2012	Duke	W	41-20

2015 HOME OPPONENTS and SERIES RECORDS AT LANE STADIUM

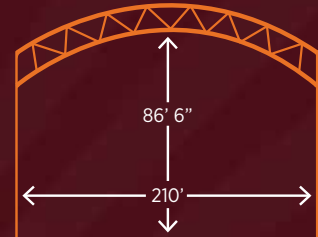
	W	L	T
Duke	7	2	0
Furman	2	0	0
North Carolina	4	2	0
NC State	3	1	1
Ohio State	0	1	0
Pittsburgh	5	2	0

VIRGINIA TECH'S INDOOR PRACTICE FACILITY



86' 6"

Over 86 feet from the field to the bottom of the truss – a must for the kicking game!



1,200

Tons of specially engineered steel were utilized

2

737 jets can fit inside the building (nose to tail)



60,000

Square feet of precast concrete panels with the majority of weighing over

18 TONS

26,500

Square feet of glass and translucent panels, which is just over half an acre

11,213

Square feet of Hokie Stone on facade

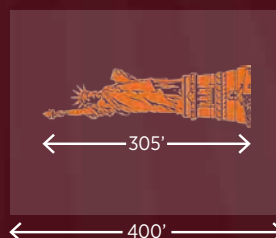


8

Porticoes feature the same values as the eight pylons of Virginia Tech's War Memorial: Brotherhood, Honor, Leadership, Sacrifice, Service, Loyalty, Duty and Ut Prosim



The Statue of Liberty could easily fit inside the facility



7,905,108

Cubic feet of space, enough room to fill

89 OLYMPIC POOLS

**160,000**

Capacity of Bristol Motor Speedway

115,109

Current college football single-game record set in 2013 – Notre Dame at Michigan

107,517

Attendance for Tech's 2014 win at Ohio State

236 MILES

Distance between Blacksburg & Knoxville

1937

Last time the Hokies and the Volunteers met in the regular season

37-14

Result of last meeting between two schools, a Virginia Tech win in the 2009 Chick-fil-A Bowl

8,500 TONS

Amount of rock needed to form base of field

THE BATTLE AT BRISTOL

VIRGINIA TECH vs. TENNESSEE - SEPT. 10, 2016

On Oct. 14, 2013, Virginia Tech and Tennessee announced plans to play a non-conference football game at the Bristol Motor Speedway in 2016 at a joint news conference held at the speedway – a game that was dubbed as the “Battle at Bristol.”

The Bristol Motor Speedway will become a football venue next year when the Hokies take on neighboring Tennessee – the two schools are just 236 miles apart – in a non-conference tilt. Track officials anticipate the Sept. 10, 2016 game will break college football's all-time single-game attendance mark. The current record occurred in 2013 when Michigan and Notre Dame played in front of 115,109 fans at Michigan Stadium. The Bristol Motor Speedway is close to a 160,000-seat venue.

The marketing campaign for the game took another step when track general manager Jerry Caldwell, NASCAR Xfinity Series driver Ty Dillon and Derek Vaughan, an engineer with Richard Childress Racing – and a Virginia Tech graduate (mechanical engineering, class of 1998) – along with other BMS officials came to Blacksburg on Aug. 11 of this year to promote the game. The group toured Tech's facilities, met with athletics department personnel, including AD Whit Babcock and head football coach Frank Beamer, and answered questions from the media. Dillon and Vaughan also caught passes and ran drills with assistant head coach Shane Beamer and some of Tech's players.

VIRGINIA TECH FOOTBALL CONFERENCE AFFILIATIONS

- 1892-97: Independent
- 1898: Southern Intercollegiate Athletic Assoc.
- 1899-1906: Independent
- 1907-21: South Atlantic Intercollegiate Ath. Assoc. 1909, 1916, 1918 champions
- 1922-64: Southern Conference 1963 champions
- 1965-90: Independent
- 1991-2003: Big East 1995 champions, 1996 co-champions, 1999 champions
- 2004-present: ACC 2004 champions, 2007 champions, 2008 champions, 2010 champions

JUST VIRGINIA TECH, PLEASE

While the full name of the school is Virginia Polytechnic Institute and State University, the school is commonly referred to as “Virginia Tech.”

Founded in 1872, as Virginia Agricultural and Mechanical College, the university changed its name to Virginia Polytechnic Institute in 1896.

Fans of the athletic department, as well as media covering the Hokies, shortened the name to VPI, but it eventually became Virginia Tech.

The “State University” was added in 1970 to bring the official title to what it is today. Those covering Hokie athletics are asked to refer to the university as simply “Virginia Tech.”

Virginia Tech University, VPI and SU, VPI&SU, VT or VA Tech are not recognized names and should not be used.

WHAT'S A HOKIE?

That's the most frequently asked question regarding Virginia Tech athletics. The answer leads back to 1896 when Virginia Agricultural and Mechanical College changed its name to Virginia Polytechnic Institute. With the change came the necessity for writing a new cheer and a contest for such a purpose was held by the student body. Senior O.M. Stull won first prize for his “Old Hokie” yell which still is used today.

Later, when asked if “Hokie” had any special meaning, Stull explained the words he used had no hidden or symbolic meaning, but had been thought up in an effort to get attention. Hokie soon became a nickname for all Tech teams and for those people loyal to Tech athletics. Following is the “Old Hokie” yell in its original form:

Hoki, Hoki, Hoki Hy!
Tech! Tech! V.P.I.!
Sola-Rex Sola-Rah
Polytech-Vir-gin-i-a!!
Rae, Ri, V.P.I.

Unofficial Depth Chart (As of 11/22/15)

RCB	
22	Te. Edmunds 6-1 • 201 • r-Fr.
2	Riley 5-11 • 211 • Sr.

FS	
36	Alexander 6-3 • 197 • Fr.
26	Frye 6-2 • 197 • r-Jr.

ROVER	
19	Clark 6-1 • 204 • Jr.
29	Jones 6-2 • 205 • r-Jr.

NICKEL	
6	Reynolds 6-1 • 181 • Fr.
3	Stroman 6-1 • 168 • So.
23	Greene 5-11 • 186 • r-Jr.

DEFENSE

ROLB	
37	Vandyke 6-4 • 215 • r-Sr.
24	Shegog 6-3 • 212 • r-So.
18	Minor 6-2 • 221 • r-Fr.

MLB	
54	Motuapuaka 6-0 • 231 • r-So.
56	Huelskamp 6-1 • 207 • r-So.
44	Lydon 6-2 • 233 • Fr.

LOLB	
40	Clarke 6-1 • 227 • Sr.
50	Moss 6-2 • 213 • r-So.
49	Tr. Edmunds 6-5 • 236 • r-Fr.

LCB	
31	Facyson 6-2 • 196 • r-So.
17	Alleyne 6-1 • 180 • Fr.

RDE	
4	Ekanem 6-3 • 248 • r-Jr.
43	Dooley 6-6 • 235 • r-So.

NT	
96	Marshall 6-2 • 266 • r-Sr.
60	Baron 6-1 • 275 • Jr.

DT	
92	Maddy 6-2 • 283 • r-Sr.
95	N. Williams 6-4 • 299 • r-Jr.
OR	
91	Sobczak 6-1 • 309 • r-Fr.

LDE	
90	Nicolas 6-3 • 223 • r-Sr.
99	Mihota 6-5 • 270 • r-Fr.

OFFENSE

FL	
5	Phillips 6-1 • 191 • So.
3	Stroman 6-1 • 168 • So.
80	Knowles 6-1 • 180 • r-Sr.

LT	
71	McLaughlin 6-5 • 302 • Jr.
69	Nijman 6-8 • 280 • Fr.

LG	
57	Teller 6-5 • 304 • r-So.
67	Osterloh 6-8 • 323 • r-So.

C	
64	Gallo 6-2 • 297 • So.
61	Chung 6-4 • 283 • r-So.
79	T. Smith 6-3 • 282 • Fr.

RG	
72	Conte 6-6 • 295 • r-Jr.
67	Osterloh 6-8 • 323 • r-So.
74	Pfaff 6-5 • 295 • r-Fr.

RT	
77	Hansen 6-5 • 295 • r-Sr.
71	McLaughlin 6-5 • 302 • Jr.
52	Redman 6-5 • 287 • r-Sr.

TE	
88	Malleck 6-5 • 253 • Sr.
OR	
7	Hodges 6-7 • 241 • r-So.
89	Cline 6-4 • 237 • r-So.

TB	
34	McMillian 6-0 • 196 • r-Fr.
4	Coleman 5-6 • 187 • Sr.
OR	
14	Edmunds 6-2 • 223 • r-Jr.

QB	
12	Brewer 6-1 • 195 • Sr.
9	Motley 6-3 • 221 • r-Jr.
2	Lawson 6-6 • 230 • Fr.
13	Durkin 6-4 • 222 • r-Fr.

FB	
45	Rogers 5-10 • 223 • Jr.
32	Peoples 5-9 • 218 • Fr.

SE	
1	Ford 6-2 • 188 • So.
81	Asante 6-0 • 187 • r-Sr.
83	Meyer 6-0 • 220 • r-Jr.

SPECIALISTS

K	P	KR	PR	KO	H	PS	KS
46 Slye 6-1 • 214 • So.	27 Hughes 6-0 • 198 • Sr.	34 McMillian 6-0 • 196 • Jr.	3 Stroman 6-0 • 168 • So.	46 Slye 6-1 • 214 • So.	27 Hughes 6-0 • 198 • Sr.	59 D'Antuono 6-7 • 264 • r-Jr.	59 D'Antuono 6-7 • 264 • r-Jr.
		23 Greene 5-11 • 186 • r-Jr.	86 Carroll 5-7 • 162 • r-Fr.	30 Ludwig 6-1 • 199 • Jr.		87 Taylor 6-1 • 212 • r-So.	87 Taylor 6-1 • 212 • r-So.
		81 Asante 6-0 • 187 • r-Sr.		35 Santamaria 5-8 • 166 • r-Fr.			

2015 VIRGINIA TECH FOOTBALL ROSTERS

#	NAME	POS	#	NAME	VL	POS	HT	WT	YR	HOMETOWN	HIGH SCHOOL
36	Adonis Alexander	ROV	1	Isaiah Ford	1	WR	6'2"	188	So.	Jacksonville, Fla.	Trinity Christian
17	Jahque Alleyne	FS	2	Dwayne Lawson	-	QB	6'6"	230	Fr.	Tampa, Fla.	Hillsborough
81	Kevin Asante	WR	2	Donovan Riley	3	FS	5'11"	211	Sr.	Baltimore, Md.	Baltimore Poly
63	Daniel Bailey	OL	3	Greg Stroman	1	WR	6'1"	168	So.	Bristow, Va.	Stonewall Jackson
12	Erikk Banks	CB	4	J.C. Coleman	3	TB	5'6"	187	Sr.	Chesapeake, Va.	Oscar Smith
60	Woody Baron	DT	4	Ken Ekanem	2	DE	6'3"	248	r-Jr.	Centreville, Va.	Centreville
25	Elisha Boyd	CB	5	Cam Phillips	1	WR	6'1"	191	So.	Laurel, Md.	DeMatha
39	Jaylen Bradshaw	WR	6	Sean Daniel	-	WR	5'10"	175	Fr.	Chesapeake, Va.	Oscar Smith
21	Michael Brainard	WR	6	Mook Reynolds	-	CB	6'1"	181	Fr.	Greensboro, N.C.	Northern Guilford
12	Michael Brewer	QB	7	Bucky Hodges	1	TE	6'7"	241	r-So.	Virginia Beach, Va.	Salem
82	Xavier Burke	TE	8	Zack Treser	-	LB	6'4"	226	Fr.	Blacksburg, Va.	Blacksburg
45	Drew Burns	LB	9	Brenden Motley	1	QB	6'3"	221	r-Jr.	Christiansburg, Va.	Christiansburg
36	Wright Bynum	LS	11	Kendall Fuller	2	CB	6'0"	196	Jr.	Baltimore, Md.	Our Lady of Good Counsel
15	Joel Caleb	WR	12	Erikk Banks	-	CB	5'10"	177	r-So.	Coeburn, Va.	Eastside
21	Alden Carpenter	WR	12	Michael Brewer	1	QB	6'1"	195	r-Sr.	Lake Travis, Texas	Lake Travis
86	C.J. Carroll	WR	13	Chris Durkin	-	QB	6'4"	222	r-Fr.	Poland, Ohio	Ursuline
65	Matt Christ	OL	14	Trey Edmunds	2	TB	6'2"	223	r-Jr.	Danville, Va.	Dan River
61	Kyle Chung	OL	15	Joel Caleb	1	WR	6'2"	190	r-Jr.	Midlothian, Va.	Clover Hill
76	Austin Clark	OL	16	Jack Click	-	QB	6'3"	216	Fr.	Glen Allen, Va.	Deep Run
19	Chuck Clark	CB	16	Coleman Fox	-	TB	5'11"	192	Fr.	Salem, Va.	Salem
40	Deon Clarke	LB	17	Jahque Alleyne	-	FS	6'1"	180	Fr.	Virginia Beach, Va.	Ocean Lakes
16	Jack Click	QB	17	DuWayne Johnson	-	CB	6'2"	178	Fr.	Washington, D.C.	H.D. Woodson
89	Kalvin Cline	TE	18	Raymon Minor	-	LB	6'2"	221	r-Fr.	Ashland, Va.	Benedictine
4	J.C. Coleman	TB	18	Tyrone Thornton	-	DB	5'10"	190	Jr.	Boston, Mass.	Newton South
72	Augie Conte	OL	19	Chuck Clark	2	CB	6'1"	204	Jr.	Suffolk, Va.	King's Fork
85	Chris Cunningham	TE	20	Deon Newsome	1	WR	5'11"	187	r-So.	Hampton, Va.	Hampton
59	Eddie D'Antuono	LS	21	Michael Brainard	-	WR	6'0"	191	r-Sr.	Clifton, Va.	Paul VI
6	Sean Daniel	WR	21	Alden Carpenter	-	WR	6'1"	197	r-So.	Leesburg, Va.	Tuscarora
43	Seth Dooley	DE	22	Terrell Edmunds	-	ROV	6'1"	201	r-Fr.	Danville, Va.	Dan River
13	Chris Durkin	QB	22	Trey Skeens	-	FB	6'0"	210	Fr.	Wytheville, Va.	George Wythe
25	Josh Eberly	LB	23	Der'Woun Greene	2	FS	5'11"	186	r-Jr.	Portsmouth, Va.	Woodrow Wilson
22	Terrell Edmunds	ROV	24	Anthony Shegog	1	ROV	6'3"	212	r-So.	Stafford, Va.	North Stafford
49	Tremaine Edmunds	LB	25	Elisha Boyd	-	CB	6'0"	175	r-Fr.	Newport News, Va.	Heritage
14	Trey Edmunds	TB	25	Josh Eberly	-	LB	5'7"	208	r-Jr.	Broadway, Va.	Broadway
4	Ken Ekanem	DE	25	Jerome Wright	1	FB	6'2"	224	Jr.	Richmond, Va.	Highland Springs
31	Brandon Facyson	CB	26	Desmond Frye	2	FS	6'2"	197	r-Jr.	Chester, Va.	Thomas Dale
	Tyler Fitzgerald	WR	27	A.J. Hughes	3	P	6'0"	198	Sr.	Terre Haute, Ind.	Terre Haute North Vigo
1	Isaiah Ford	WR	27	Curtis Williams	-	CB	5'9"	167	r-So.	Amelia, Va.	Amelia County
16	Coleman Fox	TB	28	Shai McKenzie	1	TB	5'11"	229	So.	Washington, Pa.	Washington
26	Desmond Frye	FS	29	Greg Jones	1	FS	6'2"	205	r-Jr.	Lorton, Va.	Lake Braddock
11	Kendall Fuller	CB	30	Johnathan Galante	-	OLB	5'9"	204	r-So.	Blacksburg, Va.	Christiansburg
47	Darius Fullwood	DE	30	Mitchell Ludwig	2	P	5'11"	199	Jr.	Abingdon, Va.	Abingdon
41	Houshun Gaines	DE	31	Brandon Facyson	1	CB	6'2"	196	r-So.	Newnan, Ga.	Northgate
30	Johnathan Galante	OLB	32	Steven Peoples	-	FB	5'9"	218	Fr.	Galax, Va.	Galax
64	Eric Gallo	OL	33	Deshawn McCleave	-	TB	5'9"	177	Fr.	Chesapeake, Va.	Oscar Smith
89	Laird Gardner	DE	33	Quinton Taylor	-	OLB	6'1"	224	r-Jr.	Chester, Va.	Thomas Dale
23	Der'Woun Greene	FS	34	Travon McMillian	-	TB	6'0"	196	r-Fr.	Woodbridge, Va.	C.D. Hylton
77	Wade Hansen	OL	35	Michael Santamaria	-	PK	5'8"	166	r-Fr.	Athens, Ga.	Athens Academy
86	Casey Harman	TE	36	Adonis Alexander	-	ROV	6'3"	197	Fr.	Charlotte, N.C.	Independence
93	Jeremy Haynes	DE	36	Wright Bynum	-	LS	6'4"	236	Fr.	Columbia, S.C.	Ben Lippen
94	Trevon Hill	DE	37	Ronny Vandyke	2	OLB	6'5"	215	r-Sr.	Lorton, Va.	South County
7	Bucky Hodges	TE	38	Joe Koshuta	-	LB	6'2"	240	Fr.	Vienna, Va.	Madison
56	Sean Huelskamp	LB	39	Jaylen Bradshaw	-	WR	6'1"	190	r-Fr.	Chesapeake, Va.	Oscar Smith
27	A.J. Hughes	P	40	Deon Clarke	1	LB	6'1"	227	Sr.	Richmond, Va.	L.C. Bird
17	DuWayne Johnson	CB	41	Houshun Gaines	-	DE	6'4"	231	Fr.	Rocky Mount, N.C.	Nash Central
29	Greg Jones	FS	41	Jack Willenbrock	1	OL	6'3"	247	r-Jr.	Glenmoore, Pa.	Downingtown East
	Connor Kish	OL	42	Matt Reinhart	-	LB	6'2"	218	Fr.	Shoemakersville, Pa.	Berks Catholic
	Kevin Kish	OL	42	Marshawn Williams	1	TB	5'11"	243	So.	Hampton, Va.	Phoebus
80	Demitri Knowles	WR	43	Seth Dooley	1	DE	6'6"	235	r-So.	Salem, Va.	Glenvar
38	Joe Koshuta	LB	44	Carson Lydon	-	LB	6'2"	233	Fr.	Tarpon Springs, Fla.	East Lake
2	Dwayne Lawson	QB	45	Drew Burns	1	LB	6'3"	220	r-Jr.	Chesapeake, Va.	Grassfield
51	Harry Lewis	DT	45	Sam Rogers	2	FB	5'10"	223	Jr.	Mechanicsville, Va.	Hanover
30	Mitchell Ludwig	P	46	Joey Slye	1	PK	6'1"	214	So.	Stafford, Va.	North Stafford
44	Carson Lydon	LB	47	Darius Fullwood	-	DE	6'4"	251	Fr.	College Park, Md.	Our Lady of Good Counsel

92	Luther Maddy	DT	48	D.J. Reid	-	TB	6'1"	226	r-Fr.	Chester, Va.	Thomas Dale
88	Ryan Malleck	TE	49	Tremaine Edmunds	-	LB	6'5"	236	Fr.	Danville, Va.	Dan River
96	Corey Marshall	DT	50	Jamieon Moss	1	LB	6'2"	213	r-So.	Elizabeth City, N.C.	Northeastern
33	Deshawn McCleave	TB	51	Harry Lewis	-	DT	6'0"	260	Fr.	Hampton, Va.	Phoebeus
28	Shai McKenzie	TB	52	Darius Redman	1	OL	6'5"	287	r-Sr.	Washington, D.C.	H.D. Woodson
71	Jonathan McLaughlin	OL	53	Trent Young	-	LB	5'10"	212	r-Fr.	Richmond, Va.	Douglas Freeman
34	Travon McMillian	TB	54	Andrew Motuapuaka	1	LB	6'0"	238	r-So.	Virginia Beach, Va.	Salem
83	Charley Meyer	WR	56	Sean Huelskamp	1	LB	6'1"	207	r-So.	Centreville, Va.	Chantilly
99	Vinny Mihota	DT	57	Wyatt Teller	1	OL	6'5"	304	r-So.	Bealeton, Va.	Liberty
18	Raymon Minor	LB	58	Colt Pettit	-	OL	6'4"	287	r-Fr.	Deshler, Ohio	Patrick Henry
66	Billy Ray Mitchell	OL	59	Eddie D'Antuono	2	LS	6'7"	264	r-Jr.	Alexandria, Va.	Bishop Ireton
63	Andrew Moras	OL	60	Woody Baron	2	DT	6'1"	275	Jr.	Nashville, Tenn.	Brentwood Academy
50	Jamieon Moss	LB	61	Kyle Chung	-	OL	6'4"	283	r-So.	Ponte Vedra Beach, Fla.	Ponte Vedra
9	Brenden Motley	QB	62	D'Andre Plantin	-	OL	6'5"	297	Fr.	Norcross, Ga.	Norcross
54	Andrew Motuapuaka	LB	63	Daniel Bailey	-	OL	6'4"	285	Fr.	Abingdon, Va.	Abingdon
20	Deon Mowsome	WR	63	Andrew Moras	-	OL	6'0"	259	r-Fr.	Ridgewood, N.J.	Ridgewood
90	Dadi Lhomme Nicolas	DE	64	Eric Gallo	1	OL	6'2"	297	So.	Richboro, Pa.	Council Rock South
69	Yosuah Nijman	OL	65	Matt Christ	-	OL	6'4"	264	Fr.	Sterling, Va.	Dominion
67	Parker Osterloh	OL	66	Billy Ray Mitchell	-	OL	6'4"	278	r-Fr.	Westwood, N.J.	Paramus Catholic
	Ryan Palmer	WR	67	Parker Osterloh	-	OL	6'8"	323	r-So.	Williamsburg, Va.	Warhill
32	Steven Peoples	FB	69	Yosuah Nijman	-	OL	6'8"	280	Fr.	Maplewood, N.J.	Columbia
58	Colt Pettit	OL	71	Jonathan McLaughlin	2	OL	6'5"	302	Jr.	Mauldin, S.C.	Mauldin
74	Braxton Pfaff	OL	72	Augie Conte	2	OL	6'6"	295	r-Jr.	Richmond, Va.	Blessed Sacrament Huguenot
5	Cam Phillips	WR	74	Braxton Pfaff	-	OL	6'5"	295	r-Fr.	Lynchburg, Va.	Liberty Christian Academy
62	D'Andre Plantin	OL	75	Alston Smith	1	OL	6'2"	293	r-Jr.	Virginia Beach, Va.	Cox
52	Darius Redman	OL	76	Austin Clark	-	OL	6'6"	308	Fr.	Lexington, Va.	Rockbridge County
48	D.J. Reid	TB	77	Wade Hansen	1	OL	6'5"	295	r-Sr.	Troy, N.Y.	Tamarac
42	Matt Reinhart	LB	79	Tyrell Smith	-	OL	6'3"	282	Fr.	North Brunswick, N.J.	Don Bosco Prep
6	Mook Reynolds	CB	80	Demitri Knowles	3	WR	6'1"	180	r-Sr.	Freeport, Bahamas	Liberty Christian Academy
2	Donovan Riley	FS	81	Kevin Asante	1	WR	6'0"	187	r-Sr.	Charlotte, N.C.	Mallard Creek
89	Dalton Roe	DT	82	Xavier Burke	-	TE	6'2"	235	Fr.	Lawrenceville, Va.	Brunswick
45	Sam Rogers	FB	83	Charley Meyer	2	WR	6'0"	220	r-Jr.	Richmond, Va.	Benedictine
35	Michael Santamaria	PK	85	Chris Cunningham	-	TE	6'2"	237	Fr.	Jacksonville, Fla.	Atlantic Coast
97	Tim Settle	DT	86	C.J. Carroll	-	WR	5'7"	161	r-Fr.	Olney, Md.	Our Lady of Good Counsel
24	Anthony Shegog	ROV	86	Casey Harman	-	TE	6'4"	220	Fr.	Swords Creek, Va.	Honaker
22	Trey Skeens	FB	87	Colton Taylor	-	LS	6'1"	212	r-So.	Salem, Va.	Salem
46	Joey Slye	PK	88	Ryan Malleck	3	TE	6'5"	253	r-Sr.	Point Pleasant, N.J.	Point Pleasant Borough
75	Alston Smith	OL	89	Kalvin Cline	1	TE	6'4"	237	r-So.	Boca Raton, Fla.	Pine Crest
79	Tyrell Smith	OL	89	Laird Gardner	-	DE	6'1"	215	Sr.	Monroe Township, N.J.	Monroe Township
91	Steve Sobczak	DT	89	Dalton Roe	-	DT	6'1"	235	r-So.	Williamsburg, Va.	Jamestown
3	Greg Stroman	WR	90	Dadi Lhomme Nicolas	3	DE	6'3"	223	r-Sr.	Delray Beach, Fla.	Atlantic
87	Colton Taylor	LS	91	Steve Sobczak	-	DT	6'1"	309	r-Fr.	Milford, Va.	Massaponax
33	Quinton Taylor	OLB	92	Luther Maddy	3	DT	6'2"	283	r-Sr.	Delray Beach, Fla.	Atlantic
57	Wyatt Teller	OL	93	Jeremy Haynes	-	DE	6'3"	225	r-Jr.	Lorton, Va.	South County
18	Tyrone Thornton	DB	94	Trevon Hill	-	DE	6'5"	228	Fr.	Virginia Beach, Va.	Salem
8	Zack Treser	LB	95	Nigel Williams	2	DT	6'4"	299	r-Jr.	Richmond, Va.	Benedictine
37	Ronny Vandyke	OLB	96	Corey Marshall	3	DT	6'2"	266	r-Sr.	North Dinwiddie, Va.	Dinwiddie
99	Jackson VanSickle	PK	97	Tim Settle	-	DT	6'3"	359	Fr.	Manassas, Va.	Stonewall Jackson
98	Ricky Walker	DT	98	Ricky Walker	1	DT	6'2"	284	So.	Hampton, Va.	Bethel
41	Jack Willenbrock	OL	99	Vinny Mihota	-	DT	6'5"	270	r-Fr.	Fredericksburg, Va.	Massaponax
27	Curtis Williams	CB	99	Jackson VanSickle	-	PK	6'1"	200	Fr.	Charlotte, N.C.	Charlotte Christian
42	Marshawn Williams	TB		Tyler Fitzgerald	-	WR	5'9"	175	r-Fr.	Midlothian, Va.	Cosby
95	Nigel Williams	DT		Connor Kish	-	OL	6'2"	285	Fr.	Oceanside, Calif.	El Camino
25	Jerome Wright	FB		Kevin Kish	-	OL	6'2"	285	Fr.	Oceanside, Calif.	El Camino
53	Trent Young	LB		Ryan Palmer	-	WR	6'2"	180	Fr.	Winston-Salem, N.C.	Winston-Salem Prep

PRONUNCIATION GUIDE

JAHQUE ALLEYNEjah-KAY ALLEN
 Kevin ASANTEuh-SAHN-tay
 MICHAEL BRAINARDBRAY-nerd
 ZOHN Burden (coach)ZONN
 Augie CONTECON-tee
 Eddie D'ANTUONOdan-TWAHN-oh
 Ken EKANEMee-CAN-um
 Brandon FACYSONFAY-sun (rhymes with Jason)
 HOUSHUN GainesHOW-shun

Johnathan GALANTEguh-LAHN-tay
 DER'WOUN GreeneDARE-ee-on
 Sean HUELSKAMPHULES-camp
 DuWAYNE JohnsonDwayne
 Scot LOEFFLER (coach)LEFF-ler
 Carson LYDONLY-dun
 SHAI McKenzieSHY
 RAYMON MinorRAY-mahn
 JAMIEON MossJAY-mee-on

Andrew MOTUAPUAKAmo-TOO-uh-poo-WAH-kuh
 DADI Nicolaslike Daddy
 YOSUAH NIJMANYOSH-u-ah NYJ-man
 Parker OSTERLOHOH-ster-low
 Colt PETTITPEH-tit
 Braxton PFAFFFAFF
 Anthony SHEGOGshih-GOG
 Steve SOBCZAKSOB-check



QUARTERBACKS

#12 MICHAEL BREWER R-SR

- Has gone 88-for-150 for 1,122 yards and 10 TDs in 2015.
- Broke collarbone in third quarter vs. Ohio State (9/7) and missed five games.
- Started and went 20-for-35 for 273 yards and two TDs. Also ran for a 3-yard TD.
- Started and went 15-for-29 for 171 yards and a TD at Georgia Tech (11/12).
- Started and went 15-for-21 passing for 180 yards and a touchdown at BC (10/31).
- Started vs. Duke (10/24) for first time since game vs. Ohio State (9/7). Went 25-for-45 for 270 yards and three TDs.
- In first game back from injury, went 3-for-4 for 65 yards and a 33-yard TD to Isaiah Ford at Miami (10/17).
- Went 11-for-16 for 156 yards and two TDs before breaking left clavicle in third quarter vs. Ohio State (9/7).
- Started all 13 games in 2014. Was 262-for-441 on the season for 2,692 yards and 18 TDs, setting school records for completions and attempt while adding two rushing TDs.
- Set a school record with 56 pass attempts vs. East Carolina (9/13/14).
- Threw for a career-high of 345 yards vs. Boston College (11/1/14).
- Enrolled at Virginia Tech in May of 2014 after graduating from Texas Tech. Went 41-58 for 440 yards and five TDs at Texas Tech.

#9 BRENDEN MOTLEY R-JR

- Ran twice for eight yards vs. Duke (10/24).
- Moved into starting role after Michael Brewer's injury vs. Ohio State (9/7) and started the next six games, going 3-3.
- Went 14-for-23 for 136 yards and a touchdown and ran 11 times for 26 yards at Miami (10/17).
- Went 14-for-28 for 158 yards with a career-high three TD passes and ran nine times for 44 yards vs. NC State (10/9).
- Went 9-for-20 for 91 yards and an 11-yard TD pass to Cam Phillips vs. Pittsburgh (10/3).
- Went 16-for-24 with 233 yards and two TDs vs. Furman (9/12) and ran 4 times for 38 yards with a five-yard TD.
- Went 15-for-23 for 230 yards and two TDs at Purdue (9/19). Ran 15 times for 24 yards and a five-yard TD.
- Had career-highs in attempts (35), completions (20), yards (281), rush attempts (19), rush yards (85) at ECU (9/26). Also Threw a 7-yard TD pass to Ryan Malleck and ran for a 5-yard TD.
- Rushed 11 times for 73 yards and had one completion for 17 yards in 2014.
- Made collegiate debut at Duke (11/15/14).

#2 DWAYNE LAWSON FR

- Played one snap vs. NC State (10/9).
- Ran once for four yards at ECU (9/26).
- Ran four times for five yards at Purdue (9/19).
- Completed three passes for 51 yards and rushing nine times for 51 yards and a TD in debut vs. Furman (9/12).
- A four-star recruit by ESPN.com, Rivals.com
- Threw for 2,444 yards and 21 TDs. Ran for 867 yards and 17 TDs his senior year of high school.

#13 CHRIS DURKIN R-FR

- Made collegiate debut vs. Furman (9/12),
- Rushed four times for 25 yards.
- 3-star recruit by ESPN.com, 247Sports.com and Rivals.com.



RUNNING BACKS

#34 TRAVON MCMILLIAN R-FR

- Rushed 166 times for 80 yards (5.3 ypc) and five TDs and caught 12 passes for 64 yards and a TD in 2015.
- Ran 21 times for 80 yards vs. UNC (11/22).
- Ran 24 times for 135 yards and two TDs at Georgia Tech (11/12). Had a two-yard as well as a four-yard TD.
- Ran a career-high 33 times for 105 yards at BC (10/31).
- Ranks seventh in the ACC in rushing ypg at 73.9.
- Ran 29 times for a career-high 142 yards and two TDs vs. Duke (10/24). Had two-yard and one-yard TD runs.
- Ran 16 times for a career-high 99 yards and caught three passes for 16 yards and a nine-yard TD from Motley at Miami (10/17).
- Ran 11 times for a team-high 97 yards including a 59-yard TD run, his first career TD, vs. NC State (10/9).
- Ran six times for a team-high 14 yards vs. Pittsburgh (10/3).
- Ran for career-high 98 yards vs. Furman (9/12) and had a career-long run of 68 yards.
- Had nine rushes for 59 yards at Purdue (9/19).
- Had five rushes for 30 yards and one catch for eight yards at ECU (9/26).
- Rushed 6 times for 27 yards, caught two passes for five yards in collegiate debut vs. Ohio State (9/7).
- A four-star recruit by 247Sports.com/ESPN.com.
- Totaled 3,009 yards and 37 TDs his senior year of high school.

#4 J.C. COLEMAN SR

- Has rushed 40 times for 132 yards in 2015, averaging 3.3 ypc.
- Had two carries for 10 yards vs. UNC (11/22).
- Had one carry for two yards at GT (11/12).
- Caught one pass for 10 yards vs. NC State (10/9).
- Ran five times for three yards vs. Pittsburgh (10/3).

- Ran 10 times for 46 yards and a one-yard TD at Purdue (9/19).
- Ran seven times for 13 yards at ECU (9/26).
- Has played in 45 games (13 starts) and rushed for 1,431 yards and seven TDs. Caught 37 passes for 220 yards and a TD in his career.
- Played in all 13 games in 2014, making two starts. Carried the ball 107 times for 533 yards and three TDs.
- MVP of the Military Bowl, ran for Tech bowl record 157 yards and a TD against Cincinnati (12/27/14).
- Member of the Virginia Tech track team. Named All-ACC in the 60m at the ACC Championships.
- Given Exaclibur Award for work in weight room, the only RB to earn award under Beamer.

#14 TREY EDMUNDS R-JR

- In 2015, 45 rushes for 174 yards 2 TDs (3.9 ypc).
- Ran five times for 12 yards vs. Duke (10/24).
- Ran three times for 13 yards at Miami (10/17).
- Ran twice for five yards vs. Pittsburgh (10/3).
- Ran nine times for 41 yards and his first TD since 2013 on a one yard run vs. Furman (9/12).
- Had nine rushes for 73 yards at Purdue (9/19).
- Ran five times for nine yards and a 1-yard TD at ECU (9/26).
- Has played in 26 games (10 starts) with 226 rushes for 934 yards and 12 TDs. Also caught 20 passes for 158 yards and two TDs in career.
- Played in seven games in 2014. Ran 21 times for 97 yards on the season. Broke clavicle midseason and missed six games.



FULLBACKS

#45 SAM ROGERS JR

- Ran a career-high 12 times for 52 yards vs. UNC (11/22).
- Ran five times for 10 yards at GT (11/12).
- Ran three times for six yards and caught two passes for eight yards at BC (10/31).
- Ran eight times for 28 yards and had two catches for 34 yards vs. Duke (10/24).
- Ran five times for 22 yards at Miami (10/17).
- Had a career-high 57 yards rushing on eight carries vs. NC State (10/9).
- Ran twice for two yards. Made one catch for two yards vs. Pittsburgh (10/3).
- Ran four times for eight yards with a one-yard TD, had one catch for six yards at ECU (9/26).
- Completed a 13-yard pass to QB Brenden Motley. Also had two catches for 15 yards and one rush for 15 yards at Purdue (9/19).
- Had career-long 51-yard TD catch vs. Ohio State (9/7).
- Has played in 30 games making nine starts, catching 38 passes for 395 yards and two TDs. Rushed 45 times for 195 yards and a TD in his career.
- Played in all 13 games in 2014.

- Played in all 13 games in 2014.
- Caught four passes for career-best 70 yards vs. Boston College (11/1/14).

#32 STEVEN PEOPLES**FR**

- Played in every game in 2015.
- Made collegiate debut vs. Ohio State (9/7)
- Walk-on who joined the program in January.

**WIDE RECEIVERS****#1 ISAIAH FORD****SO**

- Has 57 catches for 816 yards and nine TDs in 2015.
- Tied for the school record with nine TD catches in a season. (Tied w/ Andre Davis/Antonio Freeman)
- Leads the ACC in TD receptions (9) and receiving yards (816).
- Ranks second in the ACC with 74.1 receiving ypg.
- Ranks second among Power Five sophomores with nine TD catches.
- Fastest receiver to 1,000 career yards (prev. Andre Davis) and 100 receptions (prev. Jarrett Boykin) under Frank Beamer.
- Fastest receiver to 10 TD catches (19 games) under Frank Beamer (prev. Ernest Wilford).
- Had eight catches for a career-high 155 yards and a TD vs. UNC (11/22).
- Had five catches for 46 yards and a TD at GT (11/12).
- Had three catches for 51 yards at BC (10/31).
- Had career-high nine catches for 67 yards vs. Duke (10/24).
- Had four catches for 76 yards and one TD at Miami (10/17).
- Set a Tech record for three TD catches in one quarter vs. NC State (10/9).
- Had four catches for 39 yards and three TDs vs. NC State (10/9).
- Had two catches for 21 yards vs. Pittsburgh (10/3).
- Tied a career-high with eight catches for 95 yards at ECU (9/26).
- Had a team-high six catches for 128 yards at Purdue (9/19).
- Caught five passes for 77 yards and tied a career-high with two TDs vs. Furman (9/12).
- Has 80 receptions for 1,091 yards and nine TDs in career.
- Caught a team-leading 56 receptions for 709 yards and six TDs, all in 2014 as a true freshman.
- Had career-high 114 yards on eight catches vs. Georgia Tech (9/20/14).
- Posted career-best two TDs vs. East Carolina (9/13/14) and vs. Furman (9/12/15).
- Set a record for catches as a true freshman at Tech with 56 (prev 30).
- Named to the 2014 All-ACC Second Team.

#5 CAM PHILLIPS**SO**

- Has 43 catches for 536 yards and two TDs in 2015.
- Had three catches for 31 yards vs. UNC (11/22).
- Had six catches for career-high 95 yards at GT (11/12).
- Had six catches for 87 yards and a TD at BC (10/31).
- Had three catches for 23 yards vs. Duke (10/24).
- Had four catches for 26 yards at Miami (10/17).
- Had five catches for 60 yards vs. NC State (10/9).
- Had three catches for 20 yards including an 11-yard TD catch vs. Pittsburgh (10/3).
- Had three catches for 78 yards with a career-long catch of 60 yards at ECU (9/26).
- Had three catches for 26 yards at Purdue (9/19).
- Caught five passes for 86 yards vs. Furman (9/12).
- Has played in 23 games (17 starts) with 80 receptions for 1,003 yards and five TDs, also has six rushes for 89 yards.
- Had career-high seven catches for 89 yards and scored his first TD vs. East Carolina (9/13/14).

#3 GREG STROMAN**SO**

- Plays both ways, seeing time at both WR and CB.
- Started at CB and made five tackles vs. UNC (11/22).
- Had one rush for three yards and made one tackle and an INT on defense at BC (10/31).
- Had one catch for four yards vs. Duke (10/24).
- Returned two punts at Miami (10/17).
- Switched full-time to WR after game vs. Pittsburgh (10/3).
- Ran four times for nine yards vs. NC State (10/9).
- Started three games at CB with 12 tackles and 0.5 TFL and an INT.
- Had career-high five tackles and first career INT at ECU (9/26).
- Had four tackles at Purdue (9/19).
- Had two tackles, 0.5 TFL vs. Ohio State (9/7).
- Played 18 games (4 starts) in career making 15 tackles, 0.5 TFL and an interception.
- Played snaps offense, defense and special teams
- Played in 13 games making one start in 2014 making three tackles on defense. Also had two catches and one rushing attempt.

#80 DEMITRI KNOWLES**R-SR**

- Has played in 40 career games (nine starts), catching 69 passes for 950 yards and four TDs in his career.
- Played two games in 2015.
- Had one catch for seven yards vs. Furman (9/12).
- Played in 11 games in 2014 with three catches for 55 yards.
- Caught four passes for a career-high 101 yards vs. Virginia (11/30/13).
- Born in the Bahamas.

#81 KEVIN ASANTE**R-SR**

- Has played in 26 games with one start in his career with three catches for 31 yards.
- Has four kickoff returns for 61 yards in 2015.
- Played seven games in 2014 with no receptions.

#15 JOEL CALEB**R-JR**

- Has played in 31 games (one start).
- Has one special teams tackle in 2015.
- Switched from running back to wide receiver.
- Has 30 rushes for 137 yards and a TD and eight catches for 62 yards in his career.
- Career-best 45 yards on four carries vs. Georgia Tech (9/20/14).

**TIGHT ENDS****#88 RYAN MALLECK****R-SR**

- Has played in 50 career games (30 starts). 59 catches for 580 yards and four TDs.
- Had one catch for seven yards vs. UNC (11/22).
- Had one catch for six yards at GT (11/12).
- Had one catch for 0 yards at BC (10/31).
- Had four catches for 43 yards vs. Duke (10/24).
- Had two catches for 35 yards at Miami (10/17).
- Started vs. NC State (10/9).
- Started vs. Pittsburgh (10/3).
- Had two catches for 21 yards and a 7-yard TD catch at ECU (9/26).
- Had one catch for 40 yards at Purdue (9/19).
- Posted career-high 64 yards on six catches at Ohio State (9/6/14).
- On Mackey Award Watch List.

#7 BUCKY HODGES**R-SO**

- Has 33 catches for 458 yards and six TDs in 2015.
- Fourth in the ACC in TD catches with six.
- Had six catches 44 yards and a TD.
- Had three catches for 31 yards at GT (11/12).
- Had three catches for 34 yards at BC (10/31).
- Had five catches for a career-high 101 yards and three TDs vs. Duke (10/24).
- Had two catches for 41 yards at Miami (10/17).
- Had two catches for 33 yards vs. NC State (10/9).
- Had two catches for 42 yards vs. Pittsburgh (10/3).
- Made five receptions for 73 yards at ECU (9/26)
- Had three catches for 11 yards and two TDs at Purdue (9/19), his first multi-TD game.
- Has played in 18 games with 15 starts. Has 66 catches for 901 yards and 12 TDs in his career.
- On the Mackey Award Watch List.
- Set Tech single-season record for catches by a TE with 45 catches in 2014.
- Preseason Third-Team All-American.
- Named *USA Today* Freshman All-American in 2014.

#89 KALVIN CLINE**R-SO**

- Has played in eight games in 2015.
- Had two catches for seven yards at Miami (10/17).
- Had one catch for 31 yards vs. Furman (9/12).

- Has played in 15 games (seven starts) with 27 catches for 324 yards and two TDs in his career.
- In 2014 had one catch for two yards (two games).

**OFFENSIVE LINE****#77 WADE HANSEN R-SR**

- Started every game for Tech in 2015 at RT.
- Played in 13 games (three starts) in 2014.
- Sat out in 2013 after transferring from Division III school Rensselaer Polytechnic Institute.

#71 JONATHAN MCLAUGHLIN JR

- Started every game of 2015 at LT.
- Has played and started in 31 career games.
- Started the first nine games at of 2014 right tackle before suffering a leg injury.

#57 WYATT TELLER R-SO

- Played in every game at LG for Tech this season.
- Had 19 knockdowns and seven pins vs. Furman (9/12).
- Had four knockdowns and four pins at Purdue (9/19).
- Has played in 13 games in 2014, starting the last six at left guard.

#64 ERIC GALLO SO

- Has started every game in 2015 at center.
- Had nine knockdowns at Purdue (9/19).
- Made first career start vs. Ohio State (9/7).
- Played in three games in 2014.
- Collegiate debut vs. William & Mary (8/30/14).

#72 AUGIE CONTE R-JR

- Started at right guard in every game in 2015.
- Had eight knockdowns at Purdue (9/19).
- Has played in 27 career games with 19 starts.
- Played in all 13 games (10 starts) in 2014.
- Started nine games at right guard and one at right tackle.

#61 KYLE CHUNG R-SO

- Made first career start vs. NC State (10/9).
- Played in five career games.

#67 PARKER OSTERLOH R-SO

- Played in 10 games in 2015.
- Played in six games in 2014.
- Made collegiate debut vs. William & Mary (8/30/14).

#69 YOSUAH NIJMAN FR

- Played in every game for Tech in 2015.
- Made collegiate debut vs. Ohio State (9/7).
- Four-star recruit by Rivals.com and 247Sports.com. Went to Fork Union Military Academy.

#52 DARIUS REDMAN R-SR

- Has played in 38 career games making one start.
- Played in nine games in 2014 all at tight end.
- Made the switch to offensive line in the spring.

**DEFENSIVE LINE****#90 DADI NICOLAS R-SR**

- Started every game at left DE in 2015 with 38 tackles, 5.5 TFLs, a sack, two forced fumbles and two fumble recoveries.
- Had four tackles and 1.0 TFL vs. UNC (11/22).
- Had four tackles and forced a fumble and had a fumble recovery at GT (11/12).
- Had a season-high seven tackles, tied a career-high with 3.5 TFLs and a sack at BC (10/31).
- Had one tackle vs. Duke (10/24).
- Had four tackles and 1.0 TFL at Miami (10/17).
- Tied a season-high with four tackles vs. NC State (10/9).
- Had a season-high four tackles vs. Pittsburgh (10/3).
- Has played in 46 games (24 starts) in his career totaling 155 tackles, 33.5 TFL and 16.0 sacks.
- Second Team All-ACC in 2014.
- Played and started all 13 games in 2014 and had a team-high 18.5 TFLs and nine sacks.
- On the Lombardi Award and Bednarik Award Watch List.
- Fourth-Team Preseason All-American by Athlon Sports and Phil Steele.
- All-ACC Preseason Team by Media, Athlon Sports and Phil Steele.

#92 LUTHER MADDY R-SR

- Started every game in 2015 at DT with 50 tackles, 6.5 TFLs and 2.0 sacks, a forced fumble recovery.
- Had five tackles at GT (11/21).
- Had six tackles vs. Duke (10/24).
- Had seven tackles, 2.0 TFLs and a sack at Miami (10/17).
- Had five tackles, 1.0 TFL and 1.0 sacks vs. Pittsburgh (10/3).
- Had career-high 10 tackles at ECU (9/26) with 1.5 TFL.
- Has played in 48 games (38 starts) with 141 tackles, 26.5 TFLs and 12.5 sacks.
- Started the first four games of 2014, but missed the remainder of the year due to injury.
- Granted medical hardship waiver for 2014.
- Nominated for the Danny Wuerffel Award.
- All-ACC Preseason Team by media and Athlon Sports.

#96 COREY MARSHALL R-SR

- Missed games vs. NC State (10/9), at Miami (10/17) and at BC (10/31) due to hamstring injury.
- Has played in eight games with four starts in 2015 at DT with seven tackles, 2.5 sacks, 5.5 TFLs and two forced fumbles.
- Has played in 47 games (18 starts) totaling 86 tackles, 20.0 TFL and 8.5 sacks.
- All-ACC Second Team by Athlon Sports and Phil Steele.

- Played in 12 games in 2014 with nine starts. Recorded 41 tackles, 9.5 TFLs and 2.5 sacks as well as an interception.

#4 KEN EKANEM R-JR

- Started every game at DE in 2015 with 34 tackles, 2.5 sacks, 7.0 TFL and a forced fumble.
- Had three tackles and 1.0 TFL.
- Had five tackles, 2.0 TFLs and a sack at GT (11/12).
- Had nine tackles, 2.5 TFLs and 1.5 sacks vs. NC State (10/9).
- Has played in 34 career games (23 starts) with 87 total tackles, 20.5 TFLs and 12.0 sacks.
- Started and played all 13 games in 2014.
- Finished 2014 with 53 tackles, including 14.5 for loss and a team-high 9.5 sacks.
- 2014 Third Team All-ACC by ACSMA.
- Named the ACC Defensive Lineman of the Week after his game at North Carolina (10/4/14).

#60 WOODY BARON JR

- Played in every game in 2015 (five starts) with 27 tackles, 8.0 TFLs and 3.0 sacks.
- Has played in 35 games making seven starts and totaling 42 tackles, 9.0 TFL and 3.5 sacks.
- Had career-high 2.5 TFLs vs. Furman (9/12/15).
- Played 12 games in 2014 with two starts totaling seven tackles, 1.0 TFL and 0.5 sacks.

#43 SETH DOOLEY R-SO

- Played every game in 2015 making four tackles.
- Played in 13 games in 2014 totaling five tackles.

#99 VINNY MIHOTA R-FR

- Made collegiate debut vs. Ohio State (9/7).
- Played in 10 games with nine tackles, 1.5 TFLs and a forced fumble in 2015.
- Blocked a field goal vs. Pittsburgh (10/3).

#95 NIGEL WILLIAMS R-JR

- Played in every game in 2015 with seven tackles, 1.5 TFLs and a forced fumble.
- Played in 36 games (10 starts) totaling 54 tackles, 18.0 TFL and 6.5 sacks.
- 2014 Honorable Mention All-ACC (ACSMA).
- Played in 13 games in 2014 with 10 starts. Recorded 34 tackles, 9.5 TFLs and 4.5 sacks as well as an in in 2014.

#91 STEVE SOBCZAK R-FR

- Has two tackles in five games.
- Made collegiate debut vs. Ohio State (9/7/15).

**LINEBACKERS****#40 DEON CLARKE SR**

- Played every game (10 starts) and is second on the team with 61 tackles.
- Leads the team with 9.5 TFLs and is tied for first in sacks with 3.0.
- Had eight tackles vs. UNC (11/22).

- Had four tackles and a fumble recovery at GT (11/12).
- Had eight tackles and 2.5 TFLs at BC (10/31).
- Had eight tackles vs. Duke (10/24).
- Had seven tackles, 2.0 TFLs and 1.0 sacks vs. NC State (10/9).
- Had six tackles at Miami (10/17).
- Had nine tackles, tied a career-high with 2.5 TFLs and 1.0 sacks vs. Pittsburgh (10/3).
- Had five tackles at Purdue (9/19).
- Had five tackles at ECU (9/26).
- Has played in 31 games (19 starts) collecting 114 tackles, 17.0 TFL and 7.0 sacks.
- Started all 13 games in 2014 making 74 tackles and 11.0 TFL and 5.0 sacks.
- Preseason All-ACC Second Team by Athlon Sports and All-ACC Third Team by Phil Steele.

#54 ANDREW MOTUAPUAKA R-SO

- Started and played in eight games in 2015 with 59 tackles, 9.0 TFLs and 3.0 sacks.
- Second in the ACC in fumbles forced per game (0.33).
- Had eight tackles, 2.0 TFLs and a fumble recovery vs. UNC (11/22).
- Had 12 tackles, 2.5 TFLs and a 0.5 sack at GT (11/12).
- Had seven tackles, 2.0 TFLs and a sack at BC (10/31).
- Had five tackles vs. Duke (10/24).
- Had a team-high 10 tackles and 1.0 TFL at Miami (10/17).
- Had two tackles with 0.5 TFL and 0.5 sack vs. NC State (10/9).
- Had seven tackles with 1.0 TFLs and 1.0 sacks as well as a career-high two forced fumbles vs. Pittsburgh (10/3).
- Injured his knee vs. Furman (9/12) and missed the games at Purdue (9/19) and ECU (9/26).
- Returned his first interception for a n 18-yard TD against Furman (9/12).
- Started two games in 2015 with eight tackles.
- Played in 12 games making three starts in 2014.
- Has made 58 tackles, 4.0 TFL and 2.0 sacks.
- Also recovered a fumble and returned it for a TD.

#37 RONNY VANDYKE R-SR

- Played every game in 2015 (six starts) with 26 tackles, 2.0 TFLs and one fumble recovery.
- Has played in 35 career games with eight starts.
- Played in 13 games in 2014 with eight tackles.

#24 ANTHONY SHEGOG R-SO

- Played in every game with three starts in 2015 and recorded 18 tackles.
- Started and made eight tackles vs. UNC (11/22).
- Started at BC (10/31) and made three tackles.
- Played in 16 games with two starts in his career and recorded 13 tackles.
- Returned a block punt for a 15-yard TD at Purdue (9/19).

#56 SEAN HUELSKAMP R-SO

- Started first career game at Purdue (9/19) and had a tackle and an interception.
- Had career-highs with 10 tackles, 3.5 TFL and 1.0 sacks at ECU (9/26)

VT CORNERBACKS/SAFETIES**#31 BRANDON FACYSON R-SO**

- Has played in every game 10 starts in 2015 at left CB, making 26 tackles and 1.0 TFL.
- Ninth in the ACC in passes defended with 10.
- Has played in 26 career games (22 starts) with 59 tackles, 3.0 TFLs and five INTs as well as 23 pass breakups and 2 passes defended.
- Started first three games in 2014 before suffering a shin injury, then a broken leg.
- Granted a medical hardship waiver.
- Preseason All-ACC Second Team by Athlon Sports and Phil Steele.

#19 CHUCK CLARK JR

- Has started every game in 2015 at FS and leads team with 88 tackles, 3.0 TFLs, a sack and a fumble recovery.
- Tied for ninth in the ACC in total tackles (88).
- Had 10 tackles and 0.5 TFL vs. UNC (11/22).
- Had five tackles at GT (11/12).
- Had six tackles at BC (10/31).
- Had seven tackles and 0.5 TFL vs. Duke (10/24).
- Had nine tackles at Miami (10/17).
- Had 10 tackles vs. NC State (10/9).
- Had nine tackles, 1.5 TFLs and 1.0 sacks vs. Pittsburgh (10/3).
- Had five tackles at ECU (9/26).
- Had five tackles and a fumble recovery and return for a 20-yard TD at Purdue (9/19).
- Had career-high 13 tackles vs. Furman (9/12).
- Has played 31 career games (19 starts) making 146 tackles, 10.5 TFL, 2.5 sacks, a fumble recovery and an interception.
- Played in all 13 games with 11 starts in 2014 finishing third on the team with 73 tackles, including 8.5 TFL and 1.5 sacks. Had an INT, 11 pass breakups and six QB hurries.

#6 MOOK REYNOLDS FR

- Played in 11 games (two starts) in 2015 with 21 tackles, 4.0 TFLs and two fumble recoveries.
- Had eight tackles and 1.0 TFL vs. Duke (10/24).
- Made two tackles at Miami (10/17).
- Made 2.0 TFLs vs. NC State (10/9).
- Had one tackle vs. Pittsburgh (10/3).
- Had one tackle at Purdue (9/19).
- Made first career start and recorded four tackles, 1.0 TFL and a fumble recovery at ECU (9/26).
- Made collegiate debut vs. Ohio State (9/7) with two tackles.
- Four-star recruit by ESPN.com

#36 ADONIS ALEXANDER FR

- Played in 10 games with six starts in 2015 with 50 tackles, three INT and 0.5 TFL.
- Sixth in the ACC with three interceptions.
- Missed game at BC (10/31) due to shoulder injury.
- Team-high nine tackles, 0.5 TFL vs. Duke (10/24).
- Had six tackles at Miami (10/17).
- Had seven tackles and an INT vs. NC State (10/9).
- Had eight tackles vs. Pittsburgh (10/3).
- Had career-high nine tackles at ECU (9/26).
- Had a career-high seven tackles and an INT at Purdue (9/19).
- Made collegiate debut vs. Ohio State (9/7) and made three tackles.
- T-9th in the ACC in passes defended with five.
- Recorded first career interception vs. Furman (9/12/15).
- Three-star recruit by 247Sports.com, Rivals.com and ESPN.com.
- Enrolled in January 2014.

#26 DESMOND FRYE R-SR

- Played in eight games with three starts 2015 and has 21 tackles and an INT.
- Started and had two tackles at BC (10/31).
- Had three tackles and an INT vs. Duke (10/24).
- Had three tackles and a forced fumble at ECU (9/26).
- Has played in 33 career games (two starts) with 28 tackles and one interception.
- Had career-high nine tackles vs. Ohio State (9/7) and an interception.
- Played in two games in 2014 before suffering shoulder injury. Granted medical hardship waiver.

#2 DONOVAN RILEY SR

- Has played in 48 games (eight starts) making 79 tackles, three INTs, 1.0 TFL and a sack.
- Played in all 13 games in 2014 with seven starts.
- Had 53 tackles in the 2014 season, including a sack and also had two INTs, two pass breakups, a forced fumble and a fumble recovery.

#23 DER'WOUN GREENE R-JR

- Has played in 31 career games (one start) with 20 tackles and a forced fumble.
- Played nine games with one start in 2014, making four tackles.

**SPECIALISTS****#46 JOEY SLYE SO**

- One of 20 finalists for the Lou Groza Award.
- Handles kickoff duties and has 38 touchbacks on 5 kickoffs in 2015.
- Is 18-of-25 on field goals (72.0%) in 2015 with a long of 48 yards.
- Hit 38-of-53 on field goals (71.7%) with a long of 49 yards and went 62-for-64 on PATs for 170 total points in career.
- Played in all 13 games in 2014.

#35 MICHAEL SANTAMARIA R-FR

- Made collegiate debut vs. Furman (9/12) and hit 3-of-3 extra points for three total points.

#27 A.J. HUGHES SR

- Has 58 punts for a 43.0 avg. this season and is ranked seventh in the ACC in yards per punt.
- Second all-time in ACC history in total punts (298) and total yardage (12,453) trailing Wake Forest's active punter Alex Kinal.
- Has played in 50 career games with a gross average of 41.8 yards per kick.
- Has 17 punts inside the 20 yard line and 13 punts of more than 50 yards in 2015.
- Played all 13 games of 2014 and kicked 83 times for an average of 39.9 yards per punt.
- Had 22 kicks inside the 20-yard line and 20 punts fair caught and had 13 punts of 50 yards or longer in 2014.

#81 KEVIN ASANTE R-SR

- Returned four kickoffs for 61 yards in 2015
- Has five returns for 78 yards (15.6 avg) in his career.

#59 EDDIE D'ANTUONO R-JR

- Played in 36 career games handling the long snapping duties for punts, field goals and extra points.

#3 GREG STROMAN SO

- Has 24 punt returns for 93 yards in 2015.
- Had four returns for 28 yards at BC (10/31).
- Had five returns for 36 yards vs. Purdue (9/19) with a long of 29 yards.
- Played in 13 games making one start in 2014.
- Saw most of the action in 2014 as a punt returner.
- Had 36 returns for 249 yards (6.9 average) in 2014.
- Had a long return of 38 yards at Pittsburgh (10/16/2014).

#23 DER'WOUN GREENE R-JR

- Had three kickoff returns for 58 yards with a long of 24 at Miami (10/17).
- Had one kickoff return for 25 yards vs. NC State (10/9).
- Had two kickoff returns for 116 yards, including a career-long 82-yard return, at Purdue (9/19).
- Has 13 kickoff returns for an average of 24.5 ypr in 2015.

INDIVIDUAL CAREER GAME HIGHS

THROWING

Michael Brewer (QB)

Att.	56 (<i>SR</i>)	ECU, 2014
Comp.	31	BC, 2014
Yds.	345	BC, 2014
TDs	3	Twice
INTs	3	GT, 2014
Long	51	Ohio State, 2015

RUSHING

Att.	11	UNC, 2015
Yds.	29	GT, 2014
TDs	1	twice
Long	31	Cincy, 2014

Brenden Motley (QB)

Att.	35	ECU, 2015
Comp.	20	ECU, 2015
Yds.	281	ECU, 2015
TDs	3	NC State, 2015
INTs	3	Pitt, 2015
Long	61	Purdue, 2015

RUSHING

Att.	19	ECU, 2015
Yds.	85	ECU, 2015
TDs	1	Three Times
Long	24	Duke, 2014

Dwayne Lawson (QB)

Att.	3	Furman, 2015
Comp.	7	Furman, 2015
Yds.	51	Furman, 2015
TDs	-	
INTs	-	
Long	31	Furman, 2015

RUSHING

Att.	9	Furman, 2015
Yds.	51	Furman, 2015
TDs	1	Furman, 2015
Long	10	Furman, 2015

Chris Durkin (QB)

Att.	-	-
Comp.	-	-
Yds.	-	-
TDs	-	-
INTs	-	-
Long	-	-

RUSHING

Att.	4	Furman, 2015
Yds.	25	Furman, 2015
TDs	-	-
Long	9	-

RUNNERS

Joel Caleb (TB)

Att.	7	Pitt, 2014
Yds.	45	WMU, 2014
TDs	1	WCU, 2013
Long	33	WMU, 2013

J.C. Coleman (TB)

Att.	25	Cincy, 2014
Yds.	183	Duke, 2012
TDs	2	Duke, 2012
Long	86	Duke, 2012

Trey Edmunds (TB)

Att.	22	Marshall, 2013
Yds.	132	Alabama, 2013
TDs	4	Miami, 2013
Long	77	Alabama, 2013

Shai McKenzie (TB)

Att.	18	WMU, 2014
Yds.	106	W&M, 2014
TDs	1	Three Times
Long	39	W&M, 2014

Travon McMillian

Att.	33	BC, 2015
Yds.	142	Duke, 2015
TDs	2	Twice
Long	63	Furman, 2015

Sam Rogers (FB)

Att.	12	UNC, 2015
Yds.	57	NC State, 2015
TDs	1	ECU, 2015
Long	29	NC State, 2015

Marshawn Williams (TB)

Att.	21	Miami, 2014
Yds.	119	WMU, 2014
TDs	1	four times
Long	42	WMU, 2014

CATCHERS

Kalvin Asante (WR)

Rec.	1	Three Times
Yds.	17	BC, 2012
TDs	0	-
Long	17	BC, 2012

Joel Caleb (TB)

Rec.	1	five times
Yds.	14	WMU, 2014
TDs	0	-
Long	14	WMU, 2014

J.C. Coleman (TB)

Rec.	6	UNC, 2012
Yds.	39	RU, 2012
TDs	1	BG, 2012
Long	24	Cincy, 2012

Trey Edmunds (TB)

Rec.	4	BC, 2013
Yds.	42	BC, 2013
TDs	1	twice
Long	26	VA, 2103

Isaiah Ford (WR)

Rec.	9	Duke, 2015
Yds.	155	UNC, 2015
TDs	3	NC State, 2015
Long	61	Purdue, 2015

Demitri Knowles (WR)

Rec.	8	ECU, 2013
Yds.	101	VA, 2103
TDs	1	Four Times
Long	56	Duke, 2013

Bucky Hodges (TE)

Rec.	6	Twice
Yds.	101	Duke, 2015
TDs	3	Duke, 2015
Long	50	UVA, 2014

Kalvin Cline (TE)

Rec.	4	Twice
Yds.	65	Pitt, 2013
TDs	1	Twice
Long	31	Twice

Ryan Malleck (TE)

Rec.	6	Ohio State, 2014
Yds.	64	Ohio State, 2014
TDs	1	Four Times
Long	40	Purdue, 2015

Travon McMillian (TB)

Rec.	3	Miami, 2015
Yds.	16	NC State, 2015
TDs	1	Miami, 2015
Long	19	NC State, 2015

Charley Meyer (WR)

Rec.	1	GT, 2013
Yds.	5	GT, 2013
TDs	0	-
Long	5	GT, 2013

Cam Phillips (WR)

Rec.	7	Twice
Yds.	95	GT, 2015
TDs	1	Four Times
Long	60	ECU, 2015

Sam Rogers (FB)

Rec.	5	Ohio State, 2014
Yds.	70	BC, 2014
TDs	1	Twice
Long	26	BC, 2014

Marshawn Williams (TB)

Rec.	2	WMU, 2014
Yds.	19	WMU, 2014
TDs	0	-
Long	14	WMU, 2014

KICKERS

A.J. Hughes (P)

Punts	13	Alabama, 2013
Long	64	MD, 2013
I20	5	UCLA, 2013
Avg.	52.8	Pitt, 2013

Joey Slye (PK)

FG Made	4	Twice
FG Att.	4	Four Times
Long	49	Cincy, 2014
PAT Made	6	Purdue, 2015
PAT Att.	6	Purdue, 2015

TACKLERS

Adonis Alexander (CB)

Tackles	9	Twice
TFL	0.5	Duke, 2015
Sacks	0	
INT	1	Three Times, 2015

Woody Baron (DT)

Tackles	5	GT, 2015
TFL	2.5	Furman, 2015
Sacks	1.0	Three Times

Chuck Clark (DB)

Tackles	13	Furman, 2015
INT	0	
TFL	1.5	Pitt, 2015
Sacks	1.0	Twice

Deon Clarke (LB)

Tackles	11	Cincy, 2014
TFL	2.5	Four Times
Sacks	2.0	ECU, 2014

Desmond Frye (CB)

Tackles	9	Ohio State, 2015
INT	1	Duke, 2015
FF	1	ECU, 2015

Der'Woun Greene (CB)

Tackles	5	Furman, 2015
TFL	0	-
Sacks	0	

Seth Dooley (DE)

Tackles	2	Three Times
TFL	0	
Sacks	0	

Ken Ekanem (DE)

Tackles	7	twice
TFL	4.0	UNC, 2014
Sacks	3.0	UNC, 2014

Terrell Edmunds (CB)

Tackles	7	NC State, 2015
TFL	1.0	NC State, 2015
FR	1	Pitt, 2015

Brandon Facyson (CB)

Tackles	5	UNC, 2015
INT	2	ECU, 2013
TFL	1.0	MD, 2013
Sacks	0	

Kendall Fuller (CB)

Tackles	8	Twice
INT	3	Duke, 2013
TFL	2.0	Pitt, 2014
Sacks	1.0	Twice

Luther Maddy (DT)

Tackles	10	ECU, 2015
TFL	3.0	Miami, 2013
Sacks	2.5	Marshall, 2013

Corey Marshall (DT)

Tackles	7	GT, 2012
INT	1	Pitt, 2014
TFL	3.0	Pitt, 2014
Sacks	1.0	Seven times

Sean Huelskamp (LB)

Tackles	10	ECU, 2015
INT	1	Purdue, 2015
TFL	3.5	ECU, 2015
Sacks	1.0	ECU, 2015

Andrew Motuapuaka (LB)

Tackles	14	BC, 2014
TFL	2.5	WF, 2014
Sacks	2.0	WF, 2014
INT	1	Furman, 2015

Dadi Nicolas (DE)

Tackles	9	twice
INT	1	Duke, 2013
TFL	3.5	BC, 2015
Sacks	3.0	Pitt, 2013

Mook Reynolds (CB)

Tackles	8	Duke, 2015
INT	-	-
TFL	2.0	NC State, 2015
FF	2	Pitt, 2015
FR	1	ECU, 2015

Donovan Riley (CB)

Tackles	9	Georgia Tech, 2014
INT	1	twice
TFL	1.0	UNC, 2014
Sacks	1.0	UNC, 2014

Anthony Shegog (LB)

Tackles	10	UNC, 2015
TFL	0	-
Sacks	0	-

Steve Sobczak (DE)

Tackles	1	Twice
TFL	0	-
Sacks	0	

Greg Stroman (CB)

Tackles	5	Twice
INT	1	Twice
TFL	0	-
Sacks	0	-

Ronny Vandyke (LB)

Tackles	5	Four Times
TFL	1.0	Four Times
Sacks	0	

Nigel Williams (DT)

Tackles	5	three times
TFL	2.0	twice
Sacks	2.0	WF, 2014

RETURNERS**Der'Woun Greene (KOR)**

Returns	3	Miami, 2015
Yds	116	Purdue, 2015
Avg	58.0	Purdue, 2015
Long	83	Purdue, 2015
TD	0	

Kevin Asante (KOR)

Returns	2	Furman, 2015
Yds	25	Furman, 2015
Avg	17.0	Duke, 2012
Long	17	Duke, 2012
TD	0	-

J.C. Coleman (KOR)

Returns	3	four times
Yds	69	Pitt, 2012
Avg	44.0	BC, 2014
Long	44	BC, 2014
TD	0	-

Travon McMillian (KR)

Returns	3	Ohio State, 2015
Yds	57	Ohio State, 2015
Avg	19.0	Ohio State, 2015
Long	24	Ohio State, 2015
TD	0	-

Demitri Knowles (KOR)

Returns	4	twice
Yds	141	UNC, 2012
Avg	48.0	BC, 2013
Long	93	UNC, 2012
TD	1	UNC, 2012

Greg Stroman (PR)

Returns	5	three times
Yds	58	WMU, 2014
Avg	17.5	Ohio State, 2014
Long	38	Pitt, 2014
TD	0	-

THE LAST TIME A TECH TEAM OR PLAYER ...

TEAM

Scored 90+ points.....	99, vs. Emory & Henry, 1919
Scored 80-89 points.....	86, vs. Roanoke College, 1905
Scored 70-79 points.....	77, vs. Akron, 1995
Scored 60-69 points.....	66, vs. Appalachian State, 2011
Scored 50-59 points.....	51, @ Purdue, 2015
Scored 40-49 points.....	43, @ Duke (4OT), 2015
Back-to-back 40+ games.....	vs. Furman (45), @ Purdue (51), 2015
Three straight 40+ games.....	@ NCSU (41), vs. CMU (45), vs. WF (52), 2010
Four straight 40+ games.....	NCSU (41), CMU (45), WF (52), Duke (44), 2010
Rushed for 500+ yards.....	500, @ Pittsburgh, 1993
Rushed for 400-499 yards.....	444, vs. Marshall, 2009
Rushed for 300-399 yards.....	308, vs. Western Michigan, 2014
Rushed for 200-299 yards.....	200, vs. NC State, 2015
Passed for 500+ yards.....	504, @ Syracuse, 2002
Passed for 400-499 yards.....	408, @ Wake Forest, 1972
Passed for 300-399 yards.....	345, Boston College, 2014
Passed for 200-299 yards.....	273, vs. UNC, 2015
Rushed/Passed for 200+ yards.....	@ Purdue 2015 238 rush, 233 pass
Had 600+ yards in total offense.....	605, vs. Wake Forest, 2010
Had 500-599 yards in total offense.....	583, vs. Furman, 2015
Scored on first offensive play.....	vs. Appalachian State, 2011 David Wilson 20-yard run
Won on final offensive play.....	vs. Virginia, 2012 Cody Journell 29 yd FG
Lost on final offensive play.....	UNC, 2015 Quinshad Davis 5-yd pass from Marquise Williams (OT)
Won in overtime.....	29-21, vs. Marshall, 2013
Lost in overtime.....	30-27 (OT), vs. UNC, 2015
Recorded a safety.....	vs. Western Michigan, 2014
Recorded two defensive TDs.....	@ Boston College, 2008
Zero punts in a game.....	vs. James Madison, 2010
Zero sacks allowed in a game.....	vs. Furman, 2015
Recorded a shutout.....	vs. Bowling Green, 2012
Held opp. to 0 yards or less rushing.....	-15, vs. Florida State, 2012
Blocked two kicks in a game.....	vs. Marshall, 2013
Scored special teams TD.....	@ Purdue, 2015
Scored defensive & special teams TD.....	@ Purdue, 2015
Played an overtime game.....	vs. Duke [4 OT], 2015

INDIVIDUAL

Rushed for 200+ yards.....	253, Darren Evans, vs. Maryland, 2008
Rushed for 150-199 yards.....	157, J.C. Coleman, vs. Cincinnati, 2014
Two players rushed for 100 yards.....	NC State, 2010 (Darren Evans, 160 yds. & Tyrod Taylor, 121 yds.)
Three players rushed for 100 yards.....	@ South Carolina, 1974 Phil Rogers (120), Roscoe Coles (111) & George Heath (104)
Had 40+ carries.....	42, Cyrus Lawrence, vs. Memphis St., 1981
Had 30-39 carries.....	33, Travon McMillian, at BC, 2015
Had 20-29 carries.....	21, Travon McMillian, UNC, 2015
Had two players with 20+ carries.....	Logan Thomas (23) & Trey Edmunds (22) vs. Marshall, 2013
Rushed for 6 TDs.....	Tommy Francisco, vs. VMI, 1966
Rushed for 5 TDs.....	Lee Suggs, @ UCF, 2000
Rushed for 4 TDs.....	Trey Edmunds, @ Miami, 2013
Rushed for 3 TDs.....	David Wilson, vs. Appalachian State, 2011

Rushed for 2 TDs.....	Travon McMillian, at GT, 2015
Passed for 500+ yards.....	504, Bryan Randall, @ Syracuse, 2002
Passed for 300-499 yards.....	345, Michael Brewer, Boston College, 2014
Passed for 200-299 yards.....	270, Michael Brewer, vs. Duke (4OT), 2015
Two QBs each pass for 100+ yards.....	vs. Appalachian State, 2011 (Logan Thomas, 149 yds. & Mark Leal, 113 yds.)
Passed for 5 TDs.....	Bryan Randall, @ Syracuse, 2002
Passed for 4 TDs.....	Bryan Randall, vs. Florida A&M, 2004
Passed for 3 TDs.....	Michael Brewer, vs. Duke (4 OT), 2015
Passed for 2 TDs.....	Michael Brewer, vs. UNC (OT), 2015
Two QBs with 2 TD passes apiece.....	Logan Thomas and Mark Leal vs. Appalachian State, 2011
Had 50+ pass attempts.....	56, Michael Brewer, vs. East Carolina, 2014
Had 40-49 pass attempts.....	45, Michael Brewer, vs. Duke (4 OT), 2015
Had 30-39 pass attempts.....	35, Michael Brewer, vs. UNC (OT), 2015
Had 20-29 pass attempts.....	29, Michael Brewer at GT, 2015
Had 30+ pass completions.....	31, Michael Brewer, vs. Boston College, 2014
Had 20-29 pass comps.....	20, Michael Brewer, vs. UNC (OT), 2014
QB rush/pass for 100 yards.....	Logan Thomas, @ Miami, 2012 (124 rush, 199 pass)
Had 10+ receptions.....	10, Jarrett Boykin, vs. North Carolina, 2011
Had 250+ yards receiving.....	279, Ernest Wilford, @ Syracuse, 2002
Had 200-249 yards rec.....	213, Ricky Scales, @ Wake Forest, 1972
Had 100+ yards receiving.....	155, Isaiah Ford, vs. UNC (OT), 2014
Two players with 100+ receiving.....	@ Miami, 2013 Joshua Stanford (107) & Willie Byrn (103)
Had 4 TD receptions.....	Ernest Wilford @ Syracuse, 2002
Had 3 TD receptions.....	Bucky Hodges, vs. Duke (4 OT), 2015
Had 2 TD receptions.....	Bucky Hodges, @ Purdue, 2015
Intercepted 3 passes.....	Kendall Fuller, vs. Duke, 2013
Intercepted 2 passes.....	Brandon Facyson, @ East Carolina, 2013
Returned a KO for TD.....	Demitri Knowles, @ UNC, 2012
Returned punt for TD.....	Kyshoen Jarrett, @ Pittsburgh, 2012
Returned an INT for TD.....	Andrew Motuapuaka, vs. Furman, 2015
Returned a fumble for TD.....	Andrew Motuapuaka @ BC, 2015
Returned blocked punt for TD.....	Adonis Alexander, @ Purdue, 2015
Returned blocked FG for TD.....	D.J. Parker, vs. GT, 2005
Returned blocked PAT for 2 pts.....	Stephan Virgil, vs. ECU, 2008
Blocked an extra point.....	Dadi Nicolas, vs. Miami, 2014
Blocked a FG.....	Vinny Mihota, vs. Pittsburgh, 2015
Blocked a punt.....	Terrell Edmunds, vs. Purdue, 2015
Scored a def. and special teams TD in a game.....	DeAngelo Hall vs. Arkansas St., 2002 (49-yd. INT & 69-yd. PR)
Returned two punts for TDs.....	DeAngelo Hall vs. Syracuse, 2003 (58 & 60 yds.)
Successful 2-point conversion.....	vs. Duke (4 OT), 2015 Travon McMillian rush
Made 6 FGs.....	Mickey Thomas, vs. Vanderbilt, 1989
Made 5 FGs.....	Chris Kinzer, vs. Vanderbilt, 1986
Made 4 FGs.....	Joey Slye, @BC, 2015
Made 3 FGs.....	Joey Slye, vs. Duke, 2015
Kicked a 60+ FG.....	61, Wayne Latimer, vs. Florida St., 1975
Kicked a 50-59 FG.....	56, Cody Journell, @ Boston College, 2013
Kicked a 40-49 FG.....	47, Joey Slye, @ BC, 2015
Kicked two 40+ yards FGs in one game.....	Joey Slye, vs. Purdue, 2015
Kicked a 70+ punt.....	75, Michael Branthover, @ Duke, 2011
Kicked a 60-69 punt.....	60, A.J. Hughes, vs. Boston College, 2014

GAME ONE

 No. 1	OHIO STATE	42
	VIRGINIA TECH	24

Lane Stadium • Blacksburg, Va. • September 7, 2015 • Attendance: 65,632

BLACKSBURG, Va. — Ohio State quarterback Cardale Jones threw two touchdown passes and rushed for 99 yards, as the No. 1-ranked Buckeyes rallied from a small halftime deficit to defeat Virginia Tech 42-24 at Lane Stadium on Monday night.

Jones had a touchdown pass and a touchdown run in the second half, helping the Buckeyes avenge last season's 35-21 loss to the Hokies in Columbus, Ohio. Behind Jones, Ohio State amassed 572 yards of total offense.

Worse than the loss, Hokies quarterback Michael Brewer fractured his collarbone in the third quarter. He will undergo surgery on Tuesday and will miss at least 4-8 weeks.

Tech trailed 14-0, but rallied to take a 17-14 lead at halftime, scoring two second-quarter touchdowns. A 51-yard touchdown pass from Brewer to Sam Rogers got the Hokies on the board, and Tech cut the lead to 14-10 on Joey Slye's 46-yard field goal. Tech then took the lead on a 1-yard pass from Brewer to tight end Ryan Malleck with 15 seconds left in the first half.

Ohio State, though, quickly grabbed the lead in the second half, scoring on a 54-yard pass from Jones to Braxton Miller, a quarterback who missed last season because of an injury and was moved to receiver this past spring. On the ensuing possession, Brewer took a shot while attempting a pass and had to be helped from the field.

After Brewer's injury, the Hokies didn't amount much in the way of offense behind untested backup Brenden Motley. Tech amassed just 77 yards of offense after Brewer left the game, though Motley did throw a touchdown pass late in the game to Isaiah Ford.

Miller gave the Buckeyes a 28-17 lead on a 53-yard touchdown run with 2:05 left in the third quarter. Jones' 10-yard touchdown run with 12:26 left in the game essentially put the game away.

Jones completed 9 of 18 for 186 yards, with two touchdowns and an interception. Ezekiel Elliott rushed for 122 yards on 11 carries, including an 80-yard touchdown run, and Miller rushed for 62 yards on six carries and a touchdown. He also caught two passes for 72 yards and a score.

Brewer completed 11 of 16 for 156 yards and two touchdowns for the Hokies. Motley completed 4 of 9 for 36 yards, with a touchdown and an interception.

GAME NOTES

- Five true freshman saw action vs. Ohio State for the Hokies.
- Tech sold out its first home game since (10/5/13) vs. UNC (attendance of 65,632).
- Michael Brewer had a career-long 51 yard pass for a touchdown to Sam Rogers.
- Brendan Motley set career-highs in passing attempts (9), completions (4), yards (36) and his first TD.

FINAL STATISTICS

	1	2	3	4	F
OHIO STATE	14	0	14	14	- 42
VIRGINIA TECH	0	17	0	7	- 24

OSU (9:44 re 1st) - Curtis 24 pass from Jones (Willoughby kick)
 OSU (6:39 re 1st) - Elliott 80 yard run (Willoughby kick)
 VT (13:13 re 2nd) - Rogers 51 yard pass from Brewer (Slye kick)
 VT (7:05 re 2nd) - Slye 46 yard field goal
 VT (0:15 2nd) - Malleck 1 yard pass from Brewer (Slye kick)
 OSU (13:53 3rd) - Miller 54 yard pass from Jones (Willoughby kick)

OSU (02:05 re 3rd) - Miller 53 yard rush (Willoughby kick)
 OSU (11:40 re 4th) - Jones 10 yard rush (Willoughby kick)
 OSU (8:14 re 4th) - Thomas 24 yard pass from Jones10 (Willoughby kick)
 VT (1:55 re 4th) - Ford 17 yard pass from Motley (Slye kick)

TEAM STATS

	VT	OSU
First downs	18	21
Rushing yds.	44-128	37-360
Passing yds.	192	212
Return yds.	75	13
Passes	15-25-1	9-18-1
Punts-avg.	7-43.1	3-38.7
Fumbles-lost	1-1	2-2
Penalties-yds.	5-50	6-58
Time of poss.	32:52	27:08

INDIVIDUAL STATS

Rushing — VT, Rogers 3-23, McMillian 6-27, Coleman 12-43, Motley 7-30, Edmunds 11-31, Brewer 4-9, Stroman 1-(-4); OSU, Barrett 1-40, Elliott 11-124, Jones 13-99, Miller 6-62, Dunn 1-12, Ball 3-16, Samuel 1-10, Team 1-(-1)).

Passing — VT, Brewer 11-16-0 156, Motley 4-9-1 36; OSU, Jones 9-18-1 186, Barrett 1-1-0 26.

Receiving — VT, Malleck 4-48, Rogers 3-66, Ford 3-61, Phillips 2-4, McMillian 2-5, Edmunds 1-8; OSU, Miller 2-78, Thomas 2-46, Elliot 2-16, Samuel 2-32, Dixon 1-29, Vannett 1-11

GAME TWO

	FURMAN	3
	VIRGINIA TECH	42

Lane Stadium • Blacksburg, Va. • September 12, 2015 • Attendance: 60,118

BLACKSBURG, Va. — Coming off a short week and playing a quarterback who came into the season as the backup left Virginia Tech fans feeling that disaster loomed on the horizon.

But Brenden Motley took away those doubts.

Making his first collegiate start, Motley threw two touchdown passes and rushed for a touchdown to lead the Hokies past Furman 42-3 on Saturday afternoon.

Motley started in place of injured Michael Brewer, who broke his collarbone in the Hokies' Monday night loss to No. 1 Ohio State. Brewer underwent surgery on Tuesday and is expected to miss the next 4-6 weeks, perhaps longer.

Enter Motley, a redshirt junior who played his high school ball at nearby Christiansburg High School. He completed 16 of 24 passes for 233 yards, and he also rushed for 38 yards on four carries.

Mostly behind Motley, Virginia Tech (1-1) finished with 583 yards of total offense, the Hokies' most in a game since 2010 and their most under offensive coordinator Scot Loeffler, who took over in 2013. Virginia Tech had a balanced attack, running for 299 yards and throwing for 284.

Much of that came in the second half. The Hokies had 371 yards in the final 30 minutes, including 200 on the ground.

Tech led 14-0 and broke open the game with three third-quarter touchdowns. He threw 1-yard and 32-yard touchdown passes to Isaiah Ford sandwiched around a 1-yard touchdown run by Trey Edmunds — his first touchdown run since November of 2013.

Those touchdowns gave the Hokies a 35-3 advantage going to the fourth quarter. Tech's final score came on a 4-yard run by freshman Dwayne Lawson, arguably the Hokies' top recruit in the 2015 class.

Andrew Motuapuaka's interception return for a touchdown — his second career touchdown — headlined a Tech defense that forced three turnovers and held Furman to 254 yards.

Travon McMillian paced the Hokies' rushing attack with 98 yards on six carries, while Lawson finished with 51 on nine carries. Cam Phillips and Ford each caught five passes for 86 and 77 yards, respectively.

GAME NOTES

- Isaiah Ford tied a career-high with two TD receptions.
- Tech had its most offensive yards under Scot Loeffler with 583. Most since a 2010 win over Wake Forest.
- Brenden Motley made his first career start and set career-highs in passing attempts (24), completions (16), yards and TDs (2).
- Freshman Travon McMillian ran for a team-high and a career-high 98 yards.

FINAL STATISTICS

	1	2	3	4	F
FURMAN	0	0	3	0	- 3
VIRGINIA TECH	7	7	21	7	- 42

VT (08:49 re 1st) - Motuapuaka 18 yd Interception (Slye Kick)
 VT (13:53 re 2nd) - Motley 4 yd Rush (Joey Slye Kick)
 VT (12:45 re 3rd) - Ford 1 yd Pass From Motley (Iye Kick)
 FUR (09:42 re 3rd) - Hollingsworth 49-yard FG
 VT (6:07 re 3rd) - Edmunds 1 yd Rush (Santamaria Kick)
 VT (4:48 re 3rd) - Ford 32 yd Pass From Motley (Santamaria Kick)
 VT (05:15 re 4th) - Lawson 4 yd Rush (Santamaria Kick)

INDIVIDUAL STATS

Rushing — VT, McMillian 6-98, Coleman 3-15, Motley 4-38, Edmunds 9-41, Lawson 9-51, Durkin 4-25, McKenzie 5-24, Ford 1-7; FURMAN, Luke 10-79, Wilcox 4-21, Cain 6-16, Blazejowski 4-12, Robinson 1-7, Hannon 13-3, Sanders 2-0, Suttles 1-(-2)



Passing — VT, Motley 16-24-0 233, Lawson 3-7-0 51; FURMAN, Hannon 7-21-2 84, Blazejowski 2-4-0 34, TEAM 0-1-0

Receiving - VT, Phillips 5-86, Ford 5-77, Hodges 2-48, McMillian 2-11, Malleck 2-11, Cline 1-31, Asante 1-13, Knowles 1-7; FURMAN, Suttles 3-29, Schumpert 2-23, Snellings 2-23, Mall 1-27, Wilcox 1-11, Luke 0-5

TEAM STATS

	VT	FURMAN
First downs	25	17
Rushing yds.	41-299	41-136
Passing yds.	284	118
Return yds.	28	0
Passes	19-31-0	9-26-2
Punts-avg.	4-39.8	7-36.4
Fumbles-lost	0-0	2-1
Penalties-yds.	11-114	6-50
Time of poss.	29:22	30:38

GAME THREE

	VIRGINIA TECH	51
	PURDUE	24

Ross-Ade Stadium • West Lafayette, Ind. • September 19, 2015 • Attendance: 45,759

WEST LAFAYETTE, Ind. — Tech quarterback Brenden Motley threw two touchdown passes and ran for one, and Tech's defense and special teams also scored as the Hokies pulled away from the Boilermakers 51-24 at Ross-Ade Stadium on Saturday afternoon.

With the win, Tech moved to 2-1 on the season. Purdue fell to 1-2.

Motley, making his second straight in place of injured quarterback Michael Brewer, completed 15 of 23 for 220 yards, with the touchdown and no interceptions. Behind Motley, Tech amassed 471 yards of total offense — a balanced 238 rushing and 233 passing — and played the main role in the Hokies scoring 27 straight points to break open a close game.

Defensively, Chuck Clark returned a fumble for a touchdown for the Hokies, and Terrell Edmunds' blocked punt in the third quarter was returned by Anthony Shegog for a touchdown.

This game marked the first time since the Clemson game in 2007 that the Hokies scored in all three phases of the game.

Tech grabbed the lead for good on a 5-yard touchdown run by Motley with 1:08 left in the first half that gave the Hokies a 24-17 edge. The Hokies then put the game away with 17 third-quarter points.

An 82-yard kickoff return by Der'Woun Greene to open the second half led to a 42-yard field goal by Joey Slye that gave the Hokies a 27-17 lead. Then on Tech's next possession, a 42-yard drive ended when J.C. Coleman scored from a yard out. Slye's extra point gave Tech a 34-17 bulge with 5:10 left in the third quarter.

The Hokies closed the quarter with Edmunds' blocked punt. Shegog picked up the loose ball and ran it back 15 yards for a touchdown, and Slye's extra point gave the Hokies a 41-17 advantage with a minute left in the quarter.

Slye added a field goal in the fourth quarter and a 3-yard touchdown pass from Motley to Bucky Hodges — their second hookup of the day — accounted for the final margin.

Tech's defense held the Boilermakers to just 265 yards of offense. Purdue quarterback Austin Appleby completed just 9 of 28 for 110 yards, with two interceptions.

Slye made three field goals for the Hokies, who also got six receptions and 128 yards from Isaiah Ford. Trey Edmunds paced Tech's 238-yard rushing day with 72 yards on nine carries.

GAME NOTES

- This game marked the first time since the Clemson game in 2007 that the Hokies scored in all three phases of the game.
- It was the highest point total for Tech since they had 52 points against Wake Forest in 2010.
- Most points in back-to-back games since 2010 against Central Michigan and Wake Forest.
- Bucky Hodges had a career-high two TD receptions. Had one TD catch seven previous times in his career.

FINAL STATISTICS

	1	2	3	4	F
VIRGINIA TECH	10	14	17	10	- 51
PURDUE	7	10	0	7	- 24

VT (10:53 re 1st) - 35-yard FG by Slye
 VT (10:02 re 1st) - Clark 20-yard fumble return (Slye kick)
 PUR (06:56 re 1st) - Appleby 2-yard rush (Griggs kick)
 PUR (14:03 re 2nd) - Ezechukwu 90 yd fumble return
 PUR (02:24 re 2nd) - Griggs, Paul 34 yd field goal
 VT (01:08 re 2nd) - Brenden Motley 5 yd Rush (Slye Kick)
 VT (13:53 re 3rd) - Slye 42 yd field goal
 VT (05:10 re 3rd) - Coleman 1 yd rush (Slye kick)

VT (1:00 re 3rd) - Shegog 15 yd Blocked Punt Return (Slye Kick)
 VT (13:34 re 4th) - Slye 46 yd field goal
 PUR (07:02 re 4th) - Jones 60 yd Rush (Griggs Kick)
 VT (02:04 re 4th) - Hodges 3 yd pass from Motley (Slye kick)

INDIVIDUAL STATS

Rushing — VT, Edmunds 9-72, McMillan 9-55, Coleman 10-46, , Motley 15-24, Lawson 4-5, McKenzie 8-26, Rogers 1-15; PURDUE, Jones 6-90, Burgess 1-29, Knox 8-16, Appleby 13-11, TEAM 1-(-2)



Passing — VT, Motley 15-23-0 220, Lawson 0-1-0 0; PURDUE, Appleby 9-28-2 110, Blough 3-7-0 11

Receiving - VT, Ford 6-128, Phillips 3-26, Hodges 3-11, Rogers 2-15, Malleck 1-40, Motley 1-13; PURDUE, Anthrop 3-43, Herdman 2-13, Posey 2-27, Yancey 2-24, Jones 1-1, Phillips 1-3, Knox 1-8

TEAM STATS

	VT	PURDUE
First downs	20	9
Rushing yds.	56-238	29-144
Passing yds.	233	121
Return yds.	186	87
Passes	16-26-0	12-35-2
Punts-avg.	5-41.6	7-42.3
Fumbles-lost	5-1	2-1
Penalties-yds.	11-87	10-79
Time of poss.	38:11	21:49

GAME FOUR

	VIRGINIA TECH	28
	EAST CAROLINA	35

Dowdy-Ficklen Stadium • Greenville, N.C. • September 26, 2015 • Attendance: 50,514

GREENVILLE, N.C. — East Carolina quarterback James Summers rushed for 169 yards and threw for 110 yards, helping the Pirates rally from a 14-0 deficit to beat Virginia Tech 35-28 in a non-conference game at Dowdy-Ficklen Stadium on Saturday.

The loss marked the Hokies' second straight to the Pirates, who downed the Tech in Blacksburg last year. Tech lost in Greenville, North Carolina, for the first time since 1992.

"The good thing for us is we're getting ready to enter conference play," Tech coach Frank Beamer said. "Everything is still there ... the ACC championship, the Orange Bowl ... the whole deal is still there. But we've got to become a better football team to enter into that mix. It's very obvious what we need to do."

East Carolina scored 28 consecutive points at one stretch after the Hokies scored two touchdowns off Pirate turnovers.

Tech trailed 35-21 after a 41-yard touchdown run by Summers with 3:43 left in the third quarter. The Hokies cut into that lead, getting a 5-yard touchdown run by Brenden Motley with 8:18 left in the game. The big play came on a 60-yard completion from Motley to Cam Phillips, and the touchdown capped a 95-yard drive.

Tech had two more chances to score in the final five minutes. One drive ended when Bucky Hodges couldn't corral a fourth-down pass from Motley that would have given the Hokies a first down in ECU territory. The final chance came at the end of the game when Tech got the ball to its 41 and tried a "Hail Mary" that fell incomplete.

Motley led the Hokies with 366 of their 439 yards of offense. He completed 20 of 35 for 281 yards, with a touchdown and an interception. He also rushed for 85 yards and a score.

Summers, who went into the game as the backup to Blake Kemp, rushed for his 169 yards on 21 carries, and he completed 5 of 8 for the 110 yards and a score. East Carolina finished 410 yards.

GAME NOTES

- Tech trailed for the first time all season at halftime, 21-14.
- Isaiah Ford became the fastest player to 1,000 receiving yards under Frank Beamer, passing Andre Davis.
- Motley became the first Tech quarterback under Beamer to score a rushing touchdown or throw for at least 200 yards in each of his first three starts.
- The Hokies' defense allowed its first touchdown in the season quarter.

FINAL STATISTICS

	1	2	3	4	F
VIRGINIA TECH	14	0	7	7	- 28
EAST CAROLINA	14	7	14	0	- 35

VT (11:18 re 1st) - Edmunds 1-yd rush (Slye kick)
 VT (07:13 re 1st) - Malleck 7-yd pass from Motley (Slye kick)
 ECU (04:33re 1st) - Kemp 3-yd rush (Plowman kick)
 ECU (00:16 re 1st) - Brown 11-yd pass from Kemp (Plowman kick)
 ECU (10:02 re 2nd) - Summers 5-yd rush (Plowman kick)
 ECU (10:09 re 3rd) - Jones 26 yd pass from Summers (Plowman kick)
 VT (06:47 re 3rd) - Rogers 2 yd rush (Slye kick)

ECU (03:43 re 3rd) - Summers 41 yd rush (Plowman kick)
 VT (08:18 re 4th) - Motley 5 yd rush (Slye kick)

TEAM STATS

	VT	ECU
First downs	20	19
Rushing yds.	42-158	43-182
Passing yds.	281	228
Return yds.	17	79
Passes	20-35-1	14-20-1
Punts-avg.	5-39.2	5-41.2
Fumbles-lost	0-0	3-1
Penalties-yds.	11-89	7-97
Time of poss.	33:10	26:50



INDIVIDUAL STATS

Rushing — VT, , Motley 19-85, McMillan 5-30, Coleman 7-13, Ford 1-10, Edmunds 5-9, Lawson 1-4, Rogers 4-8; ECU, Summers 21-169, Kemp 4-15, Hairston 15-3, Furlow 1-(-1), TEAM 2-(-4)

Passing — VT, Motley 20-35-1 281; ECU, Kemp 9-12-1 118, Summers 5-8-0 110

Receiving - VT, Ford 8-95, Phillips 3-78, Hodges 5-73, Rogers 1-6, Malleck 2-21, McMillan 1-8; ECU, Brown 4-44, Grayson 3-53, Johnson 3-55, Jones 2-55, Williams 2-21

GAME FIVE

	PITTSBURGH	17
	VIRGINIA TECH	13

Lane Stadium • Blacksburg, Va. • October 3, 2015 • Attendance: 49,120

BLACKSBURG — Pittsburgh rushed for 166 yards and its defense held the Hokies in check for much of the game, enabling the Panthers to knock off Virginia Tech 17-13 in the ACC opener for both schools.

The win marked just Pittsburgh's second in Blacksburg — the other one came in 2002 — and sent the Hokies to their second straight loss. Pittsburgh is now 3-1 overall, 1-0 in the ACC. Tech is 2-3, 0-1.

Tech cut a 17-10 lead to 17-13 on a 48-yard field goal by Joey Slye with 13:20, but the Hokies couldn't get any closer. Their next three drives ended in an interception, a punt and an interception.

Tech finished with only 100 yards of total offense, including just nine rushing. Brenden Motley was sacked seven times, and he completed 9 of 20 for 91 yards, with a touchdown and three interceptions.

Pittsburgh finished with 276 yards of offense. Tailback Qadree Ollison rushed for 122 yards on 19 carries and a touchdown. Peterman completed 9 of 15 for 110 yards, with the touchdown and no interceptions. Pittsburgh only turned the ball over once.

Tech trailed the entire game, spotting the Panthers a 10-0 lead in the first quarter, with Pittsburgh getting a 45-yard field goal from Chris Blewitt and a 23-yard touchdown pass from quarterback Nate Peterman to tight end J.P. Holtz.

Off to a slow start, the Hokies finally put together a good drive spanning the first and second quarters. A 12-play, 83-yard drive that took more than six minutes ended when Motley hit Cam Phillips for an 11-yard touchdown play. The big play on the drive, though came two plays earlier when, on third-and-17 from the Pittsburgh 40, Motley completed a 28-yard pass to tight end Bucky Hodges for a first down. Slye's extra point following the touchdown cut the Pittsburgh lead to 10-7 with 11:38 left in the half.

Pittsburgh wasted little time in getting going in the second half. Ollison rumbled 43 yards on the Panthers' first play from scrimmage, giving Pittsburgh a first down at the Tech 25. On the next play, he scored, and Blewitt's extra point gave the Panthers a 17-7 lead.

Tech sliced into that lead midway through the third quarter. Andrew Motuapuaka forced Ollison to fumble, and the Hokies' Terrell Edmunds recovered and returned it to the Pittsburgh 23. The drive stalled, but the Hokies got a 43-yard field goal from Joey Slye to cut the lead to 17-10 with 6:03 left in the third quarter.

That turned out to be their last score. On the final eight plays from scrimmage, Tech's offense turned the ball over twice and gave up three sacks.

GAME NOTES

- Tech had its lowest offensive output of 100 yards since Beamer's first game vs. Clemson in 1987.
- Virginia Tech blocked its 136th kick and 41st field goal under Beamer.
- Joey Slye made a season-long 48 yard field goal.
- The Hokies have forced a turnover so far in every game in 2015.

FINAL STATISTICS

	1	2	3	4	F
PITTSBURGH	10	0	7	0	- 17
VIRGINIA TECH	0	7	3	3	- 13

PITT (09:12 re 1st) - Blewitt 45-yd field goal

PITT (3:15 re 1st) - Holtz 23-yd pass from Peterman (Blewitt kick)

VT (11:38 re 2nd) - Phillips 11-yd pass from Motley (Slye kick)

PITT (14:15 re 3rd) - Ollison 25-yd rush (Plowman kick)

VT (06:03 re 3rd) - Slye 43-yd field goal

VT (13:20 re 4th) - Slye 48-yd field goal

TEAM STATS

	VT	PITT
First downs	12	15
Rushing yds.	33-9	46-166
Passing yds.	91	110
Return yds.	18	39
Passes	9-20-3	9-15-0
Punts-avg.	5-45.2	6-38.8
Fumbles-lost	4-1	1-0
Penalties-yds.	8-60	5-40
Time of poss.	34:00	26:00

INDIVIDUAL STATS

Rushing — VT, , Motley 17-(-14), McMillian 6-14, Coleman 5-3, Edmunds 2-5, Rogers 2-2; TEAM 1-(-1) PITT, Ollison 19-125, Voytik 5-37, James 5-6, Peterman 15-4, TEAM 2-(-3)

Passing — VT, Motley 9-20-3 91; PITT, Peterman 9-15-0 115

Receiving - VT, Phillips 3-20, Hodges 2-42, Ford 2-21 Rogers 1-2, McMillian 1-6; PITT, Boyd 5-48, Orndoff 2-34, Holtz 1-23, Ford 1-5

GAME SIX

	NC STATE	13
	VIRGINIA TECH	28

Lane Stadium • Blacksburg, Va. • October 9, 2015 • Attendance: 61,183

BLACKSBURG — Virginia Tech quarterback Brenden Motley threw three touchdown passes to Isaiah Ford, and the Hokies rushed for 200 yards, as they notched a much-needed 28-13 victory over ACC foe NC State on Friday night.

For the second straight game, Tech found itself behind 10-0 in the first half. NC State got on the board on its opening drive, getting a 33-yard field goal by Kyle Bambard and an 8-yard scoring pass from quarterback Jacoby Brissett to Jumichael Ramos.

But Tech's defense responded after that, holding the Wolfpack to just a field goal the rest of the game. In fact, the Wolfpack amassed just 125 yards in the final three quarters and finished with just 270 yards for the game.

The Hokies' defense also held NC State quarterback Jacoby Brissett in check. Brissett threw for just 113 yards and his streak of passes without an interception ended at 241 when Adonis Alexander intercepted him in the fourth quarter.

Tech's offense exploded in the second quarter, scoring on three straight possessions — all ending on touchdown passes from Motley to Ford. Motley's 27-yard touchdown pass to Ford with 10:41 left in the first half cut the NC State lead to 10-7 and then his 5-yard touchdown pass to Ford with 5:54 left in the first half gave Tech a lead it would not relinquish.

A 2-yard touchdown pass to Ford with 18 seconds left gave the Hokies a 21-10 lead at halftime. Ford became the first Tech receiver since Ernest Wilford in 2002 (Syracuse) to catch at least three touchdown passes in a game. Wilford caught four in the Hokies' triple overtime loss to the Orangemen.

NC State added a field goal in the third quarter, but the Hokies put the game way midway through the fourth quarter. Leading 21-13 and taking over at their own 12, they drove to their own 41 before Motley handed the ball off to Travon McMillian on a second-down play. McMillian broke down the left sideline, hurdled a tackler and went 59 yards for a touchdown that gave Tech a 28-13 lead with 6:54 left in the game.

NC State tried to respond, driving to the Tech 32. But on fourth down, quarterback Jacoby Brissett's pass in the end zone was broke up by the Hokies' Brandon Facyson, and Tech took over on downs, essentially sealing the game.

Tech finished with 358 yards of offense. Motley completed 14 of 28 for 158 yards, with the three touchdown passes to Ford and no interceptions. McMillian set career highs in yards (96) and carries (11).

GAME NOTES

- Isaiah Ford became the fastest Tech player to 10 TD receptions and the first to ever have three TD catches in one quarter.
- The Hokies erased the largest deficit so far this season at 10 points.
- Virginia Tech is 4-0 now in Friday night games.
- With his three TD passes in the second quarter, Motley became the third QB under Beamer to toss three TD passes in one quarter.

FINAL STATISTICS

	1	2	3	4	F
NC STATE	3	7	3	0	- 13
VIRGINIA TECH	0	21	0	7	- 28

NCSU (09:52 re 1st) - Bambard 33 yd field goal

NCSU (13:56 re 2nd) - Ramos 8 yd pass from Brissett (Bambard kick)

VT (11:41 re 2nd) - Ford 27-yd pass from Motley (Slye kick)

VT (05:54 re 2nd) - Ford 5 yd pass from Motley (Slye kick)

VT (00:18 re 2nd) - Ford 2 yd pass from Motley (Slye kick)

NCSU (00:56 re 3rd) - 33 yd Bambard field goal

VT (06:54 re 4th) - 59 yd run (Slye kick)

TEAM STATS

	VT	NCSU
First downs	20	17
Rushing yds.	36-200	40-157
Passing yds.	158	113
Return yds.	21	68
Passes	14-29-0	12-25-1
Punts-avg.	6-45.7	6-44.7
Fumbles-lost	1-0	0-0
Penalties-yds.	7-48	9-81
Time of poss.	27:13	32:47



INDIVIDUAL STATS

Rushing — VT, Motley 9-44, McMillian 11-97, Stroma 4-9, Rogers 8-57, Hughes 1-4; NCSU, Dayes 14-66, Brissett 11-39, Samuels 7-33, Gallaspy 4-13, Hines 3-7, TEAM 1-(-1)

Passing — VT, Motley 14-28-0 158; NCSU, Brissett 12-25-1 113

Receiving - VT, Phillips 5-60, Hodges 2-33, Ford 4-39, McMillian 2-16, Coleman 1-10; NCSU, Dayes 3-0, Samuels 2-29, Alston 2-27, Ramos, 2-12, Hines, 1-17, Grinnage, 1-15, Cherry 1-4

GAME SEVEN

	VIRGINIA TECH	20
	MIAMI	30

Sun Life Stadium • Miami, Fla. • October 17, 2015 • Attendance: 50,787

MIAMI GARDENS, Fla. — Virginia Tech turned the ball over four times, and that turned out to be the difference in the game, as Miami converted those turnovers into 10 points and knocked off the Hokies 30-20 in an ACC game played Saturday at Sun Life Stadium.

With the loss, the Hokies fell to 3-4 on the season, 1-2 in ACC play. Miami moved to 4-2 overall, 1-1 in the league.

Michael Brewer, who hadn't played since fracturing his clavicle in the season opener against Ohio State, came into this game toward the end of the third quarter after starter Brenden Motley had committed his third turnover. A Motley interception with 3:34 left in the third led to a 21-yard field goal by Miami kicker Michael Badgley that gave the 'Canes a 23-13 lead with 58 seconds left in the quarter.

The Hokies managed to slice into Miami's lead on a 33-yard pass from Brewer to Isaiah Ford, and Joey Slye's extra point cut the lead to 23-20 with 7:20 remaining.

But Tech's defense couldn't get a stop. Miami drove 75 yards in nine plays on the ensuing possession and scored on a 2-yard touchdown pass from quarterback Brad Kaaya to Rashawn Scott with 2:44 remaining. Badgley's extra point basically sealed the game.

The Hokies finished the game with 361 yards of offense. Motley completed 14 of 23 for 136 yards, with a touchdown and two interceptions, while Brewer completed 3 of 4 for 65 yards, with a touchdown and an interception. Tailback Travon McMillian led the Hokies' ground game with a career-best 99 yards, and he also caught a touchdown pass from Motley.

Kaaya paced Miami's attack. He completed 19 of 30 for 296 yards, with two touchdowns and no interceptions. Miami finished with 395 yards of offense.

Motley's fumble on the second play from scrimmage led to a 3-yard touchdown run by Miami tailback Joe Yearby to give the 'Canes a 7-0 lead. The two teams then swapped field goals before the Hokies tied the game on Motley's 9-yard touchdown pass to McMillian.

Tech appeared to be in great shape heading into halftime, tied with Miami at 13. The 'Canes faced a third-and-20 from their own 11, but quarterback Brad Kaaya completed a 45-yard pass to Herb Waters. Three plays later, a roughing-the-passer penalty on Tech gave the 'Canes 15 more yards.

In the end, Miami took advantage of Tech's mistakes. With 4 seconds left, Kaaya threw a 7-yard touchdown pass to Rashawn Scott, and the extra point gave Miami a 20-13 lead at the break.

GAME NOTES

- Deon Clarke, Ken Ekanem and Dadi Nicolas all have started 20 consecutive games
- The Hokies lost for the first time wearing the special military-inspired helmets (3-1).

- Tech extended its scoring streak to 263 straight games

FINAL STATISTICS

	1	2	3	4	F
VIRGINIA TECH	10	3	0	7	- 20
MIAMI	10	10	3	7	- 30

MIA (12:03 re 1st) - Yearby 3 yd rush (Badgley kick)

VT (08:45 re 1st) - Slye 30 yd field goal

MIA (03:43 re 1st) - Badgley 24 yd field goal

VT (00:00 re 1st) - McMillian 9 yd pass from Motley (Slye kick)

MIA (09:44 re 2nd) - Badgley 49 yd field goal

VT (00:58 re 2nd) - Slye 38 yd field goal

MIA (00:04 re 2nd) - Scott 7 yd pass from Kaaya (Badgley kick)

MIA (00:58) - Badgley 21 yd field goal

VT (07:20) - Ford 33 yd pass from Brewer

MIA (02:44) - Scott 2 yd pass from Kaaya (Badgley kick)

TEAM STATS

	VT	MIAMI
First downs	20	20
Rushing yds.	35-160	39-99
Passing yds.	160	99
Return yds.	79.5	11
Passes	17-27-3	19-30-0
Punts-avg.	2-45.7	4-40.5
Fumbles-lost	2-1	2-0
Penalties-yds.	8-69	9-81
Time of poss.	27:52	32:08



INDIVIDUAL STATS

Rushing — VT, McMillian 16-99, Motley 11-26, Edmunds 3-13, Rogers 5-22; MIA, Yearby 19-60, Walton 12-37, Coley 1-15, Tucker 1-2, Kayaa 4-(-9), TEAM 2-(-6)

Passing — VT, Motley 14-23-3 136, Brewer 3-4-1 65; Miami, Kaaya 19-30-0 296

Receiving - VT, Ford 4-76, Phillips 4-26, Hodges 2-41, McMillian 3-16, Malleck 2-35, Kline 2-7; MIA, Coley 4-63, Scott 4-31, Waters 3-89, Yearby, 3-51, Njoku 3-50, Herndon 2-12

GAME EIGHT

	No. 23 DUKE	45
	VIRGINIA TECH	43

Lane Stadium • Blacksburg, Va. • October 24, 2015 • Attendance: 63,257

BLACKSBURG — Virginia Tech tailback Travon McMillian rushed for a career-high 142 yards, but it wasn't enough as the Hokies came up on the losing end of a 45-43 four-overtime affair with the No. 23 Duke Blue Devils on Saturday afternoon at Lane Stadium.

Duke quarterback Thomas Sirk threw a 25-yard touchdown pass to Erich Schneider in the fourth overtime and then ran in the two-point conversion to give the wild win in the first four-overtime game in ACC history.

With the loss, Tech fell to 3-5 overall, 1-3 in the ACC. Duke moved to 6-1 overall, 3-0 in league play.

The Hokies had taken a 43-37 lead on a 1-yard touchdown run by McMillian to start the fourth overtime. Tech went for two points, as required by NCAA rules, but quarterback Michael Brewer's pass attempt to Isaiah Ford was broken up by a Duke defender.

Duke immediately went to work. On the Blue Devils' first play, Sirk lofted a strike to Schneider, who scored, and then he ran in the two-point conversion for the win.

Tech lost despite out-gaining Duke 452-449. Led by McMillian, the Hokies rushed for 182 yards. McMillian carried the ball a career-high 29 times and scored twice.

Tech trailed 24-16 after Duke's Ross Martin hit a 41-yard field goal with 11:48 left in regulation. But the Hokies managed to tie the game by going 83 yards in 12 plays. The drive ended when Brewer threw a 23-yard touchdown pass to tight end Bucky Hodges with 2:07 remaining. McMillian's run — after two Duke pass interference penalties — gave the Hokies the two points they needed to tie the game.

Brewer completed 24 of 45 for 270 yards, with three touchdowns. He threw touchdown passes of 16, 23 and 11 yards to Hodges, who finished with five catches for 101 yards. It marked the first 100-yard receiving game of Hodges' career.

Sirk paced Duke's attack, throwing for 270 yards and four touchdowns. He also rushed for 109 yards on 18 carries.

GAME NOTES

- The last time Tech lost scoring 40+ points was a 52-49 defeat to California on Dec. 26, 2003 at the Insight Bowl in Phoenix, Arizona.
- Bucky Hodges had a career-high 101 yards receiving and 3 TDs.
- Scored on the longest touchdown drive under head coach Frank Beamer in terms of time of possession (9:46) and plays (20).
- The 4 OTs set a school record for Tech and is the most played in an ACC game.

FINAL STATISTICS

	1	2	3	4	OT	2OT	3OT	4OT	F
DUKE	14	0	7	3	3	7	3	8	- 43
VIRGINIA TECH	7	3	6	8	3	7	3	6	- 45

DU (9:49 re 1st) - McCaffrey 1 yd pass from Sirk (Martin kick)

VT (7:21 re 1st) - Hodges 16 yd pass from Brewer (Slye kick)

DU (4:51 re 1st) - McCaffrey 16 yd pass from Sirk (Martin kick)

VT (13:07 re 2nd) - Slye 44 yd field goal

DU (10:17 re 3rd) - Wilson 58 yd run (Martin kick)

VT (00:27 re 3rd) - McMillian 2 yd run (Motley 2-pt failed)

DU (11:48 re 4th) - Martin 41 yd field goal

VT (2:07 re 4th) - Hodges 23 yd pass from Brewer

(McMillian rush)

DU (OT) Martin 38 yd field goal

VT (OT) Slye 37 yd field goal

VT (2 OT) Hodges 11 yd pass from Brewer (Slye kick)

DU (2 OT) Nash 4 yd pass from Sirk

DU (3 OT) Martin 20 yd field goal

VT (4 OT) McMillian 1 yd run (Brewer pass failed)

DU (4 OT) Schneider 25 yd pass from Sirk (Sirk rush)

TEAM STATS

	VT	DUKE
First downs	20	18
Rushing yds.	53-182	32-179
Passing yds.	270	270
Return yds.	71	27
Passes	24-47-0	19-40-0
Punts-avg.	7-45.4	5-42.2
Fumbles-lost	0-0	0-0
Penalties-yds.	5-35	7-22
Time of poss.	23:09	36:51


INDIVIDUAL STATS

Rushing — VT, McMillian 29-142, Rogers 8-34, Edmunds 5-13, Motley 2-8, Stroman 1-4, Brewer 8-(-12); DUKE, Sirk 18-109, Wilson 4-60, Powell 7-15, Boehme 2-2, Duncan 1-(-7).

Passing — VT, Brewer 24-25-0 270, Motley 0-1-0, Ford, 0-1-0; DUKE, Sirk 19-39-0 270, Boehme 0-1-0

Receiving - VT, Phillips 3-23, Hodges 5-101, Ford 9-67, Malleck 4-43, McMillian 1-2, Rogers 2-34; DUKE, McCaffrey 6-94, Barnes 5-47, Nash 3-72, Schneider 3-40, Reeves 2-17

GAME NINE

	VIRGINIA TECH	26
	BOSTON COLLEGE	10

Alumni Stadium • Chestnut Hill, Mass. • October 31, 2015 • Attendance: 28,108

CHESTNUT HILL, Mass. — Travon McMillian rushed for 105 yards, Joey Slye booted four field goals and the Hokies' defense scored a touchdown, helping Virginia Tech down the Boston College Eagles 26-10 in an ACC game played Saturday at Alumni Stadium. The win snapped the Hokies' two-game losing streak.

The Eagles came into the game ranked in the top 10 nationally in nine defensive categories, but the Hokies got off to a good start, and the Eagles offense, which has struggled much of the season, couldn't make up the difference.

Tech's defense held the Eagles to just 218 yards and forced four turnovers, including three fumbles, and it didn't give up a touchdown until the fourth quarter. Tech's offense finished with 275 yards of offense, led by McMillian's 105 rushing and Michael Brewer's 180 throwing. McMillian, who carried the ball 33 times, rushed for more yards against BC than any tailback this season.

The Hokies got on the board first in this one, scoring on their second possession. They went 47 yards in just four plays, with the drive ending on a 27-yard touchdown pass from Brewer to receiver Cam Phillips. Slye's extra point gave Tech a 7-0 lead with 6:44 left in the first quarter.

Tech's third drive ended in points as well. The Hokies marched to the BC 27, but the drive stalled after that and they settled for a 47-yard field goal by Slye. That gave them a 10-0 lead with 1:13 left in the first quarter.

Tech's defense accounted for the Hokies' second touchdown, as mike linebacker Andrew Motuapuaka stripped Jordan Gowins of the ball at the BC 34 and then grabbed it. He returned it 34 yards for a touchdown, and Slye's extra point gave Tech a 17-0 lead with 11:01 left in the first half.

Tech's final score of the first half came on a nice, two-minute drive that was extended when BC roughed punter A.J. Hughes after the Eagles had stopped the Hokies at the Tech 17.

Tech retained possession and marched 55 yards to the BC 20, using big pass plays of 25 and 16 yards to Isaiah Ford and Phillips, respectively. Slye nailed a 38-yard field goal on the final play of the first half to give Tech a 20-0 lead at halftime.

The teams traded field goals in the third quarter, with Slye adding a 32-yarder. That marked the third time this season that he's hit at least three field goals in a game and the sixth time in his career. His four field goals tied a career high, which he set in Tech's win over Cincinnati in the Military Bowl last year.

The Eagles finally got on the board toward the end of the third. An 11-play, 59-yard drive ended when Mike Knoll hit a 29-yard field goal that cut the Hokies' lead to 23-3 with 3:26 left in the third. The Eagles added a touchdown on a 3-yard run by Richard Wilson with 8:09 left in the game.

GAME NOTES

• Virginia Tech improved to 41-6 as a member of the ACC when scoring a defensive or special teams TD.

• Joey Slye tied a career-high with four made field goals going 4-for-4.

• Travon McMillian had 32 rush attempts, the most by a Tech player since Ryan Williams in 2009.

• The three recovered fumbles by the Hokies were the most since 2009 vs. NC State.

FINAL STATISTICS

	1	2	3	4	F
VIRGINIA TECH	10	10	3	3	- 26
BOSTON COLLEGE	0	0	3	7	- 10

VT (06:44 re 1st) - Phillips 27-yd pass from Brewer (Slye kick)

VT (01:13 re 1st) - Slye 47-yd field goal

VT (11:01 re 2nd) - Motuapuaka 34 yd fumble return (Slye kick)

VT (00:00 re 2nd) - Slye 38-yd field goal

VT (07:40 re 3rd) - Slye 32-yd field goal

BC (03:26 re 4th) - Knoll 29-yd field goal

BC (08:09) - Wilson 3-yd rush (Knoll kick)

VT (01:21) - Slye 32-yd field goal



TEAM STATS

	VT	BC
First downs	17	15
Rushing yds.	46-81	35-75
Passing yds.	194	143
Return yds.	64	148
Passes	16-23-1	8-21-1
Punts-avg.	7-40.6	7-38.7
Fumbles-lost	2-1	4-3
Penalties-yds.	11-98	6-48
Time of poss.	34:43	25:17

INDIVIDUAL STATS

Rushing — VT, McMillian 33-105, Motley 3-(-2), Brewer 5-(-29), Rogers 3-6, Stroman 1-3; TEAM 1-(-2) BC, Fadule 15-53, Willis 10-11, Rouse 3-9, Alston 2-6, Wilson 2-4, Wolford 1-(-1), Gowins 1-(-1), Flutie 1-(-6)
Passing — VT, Brewer 15-21-1, 180, Ford 1-1-0 14; BC, Fadule 8-20-1 143, Flutie 0-1-0 0
Receiving - VT, Phillips 6-87, Ford 3-51, Hodges 3-34, Rogers 2-8, Brewer 1-14, Malleck 1-0; BC Callinan 2-43, Rouse 2-53, Sweeney 1-18, Dudeck 1-3, Alston 1-1, Robinson 1-25

GAME TEN

	VIRGINIA TECH	23
	GEORGIA TECH	21

Bobby Dodd Stadium • Atlanta, Ga. • November 12, 2015 • Attendance: 48,522

ATLANTA — Virginia Tech used great defense and a timely touchdown in the fourth quarter to rally from a 14-0 deficit and knock off Georgia Tech 23-21 in an ACC game played at Bobby Dodd Stadium in Atlanta on Thursday night.

With the win, the Hokies moved to 5-5 overall, 3-3 in the ACC, and need one more win to become bowl eligible for the 23rd straight season. Georgia Tech fell to 3-7 overall, 1-6 in the ACC.

Georgia Tech's third lost fumble of the game put Virginia Tech in prime scoring position in the fourth quarter. Virginia Tech defensive tackle Woody Baron forced Georgia Tech's Marcus Allen to fumble, and Dadi Nicolas recovered at the Georgia Tech 18 for the Hokies.

Travon McMillian took advantage, scoring a touchdown on a 4-yard run with 6:58 left that gave the Hokies the lead. Joey Slye missed the extra point, but Virginia Tech still led 23-21.

Virginia Tech's defense did the rest. Georgia Tech twice had chances to take the lead, but the Hokies held both times. On the Yellow Jackets final drive, they drove into Virginia Tech territory, but an unsportsmanlike penalty pushed them back and then the Hokies' Ken Ekanem came up with a big third-down sack of Georgia Tech's Justin Thomas. On fourth-and-27, Thomas' pass fell incomplete, enabling the Hokies to secure the win.

Virginia Tech's defense was outstanding after the first quarter. It gave up 130 yards in the first quarter, but just 128 in the final three quarters. The Hokies forced three turnovers in the win.

In fact, Georgia Tech finished with just 258 yards. That marked the fewest by a Georgia Tech coach Paul Johnson squad against a Virginia Tech defensive coordinator Bud Foster defense.

McMillian paced Virginia Tech's offense with 135 yards rushing and two touchdowns. Quarterback Michael Brewer threw for 178 yards and a score.

The Hokies fell behind 14-0 in the first quarter, but came from behind to tie the game at 14 at halftime following two long second-quarter scoring drives. The first one ended with a McMillian 2-yard touchdown run and the second one ended with a 17-yard touchdown pass from Brewer to Isaiah Ford.

Georgia Tech's lone score in the second half came when Brewer threw a pass that was intercepted on Georgia Tech's Brant Mitchell on third-and-10. Mitchell took it 32 yards to the end zone for a touchdown that gave the Yellow Jackets a 21-14 lead with 14 minutes left in the third quarter.

GAME NOTES

• Cam Phillips had a career-high 95 yards receiving in the game.

• Travon McMillian ran for 100+ yards for the third straight game

• Isaiah Ford has caught at least two passes in every game of his career, 23 straight games breaking Danny Coale's record of 22 games

• The three recovered fumbles for the second straight game

FINAL STATISTICS

	1	2	3	4	F
VIRGINIA TECH	0	14	3	6	- 23
GEORGIA TECH	14	0	7	0	- 21

GT (13:11 re 1st) - Allen 4-yd rush (Butker kick)

GT (01:00 re 1st) - Lynch 4-yd rush (Butker kick)

VT (05:56 re 2nd) - McMillian 2-yd rush (Slye kick)

VT (00:35 re 2nd) - Ford 17-yd pass from Brewer (Slye kick)

GT (14:00 re 3rd) - Mitchell 32-yd Int return (Butker kick)

VT (08:42 re 3rd) - Slye 29-yd field goal

VT (06:58 re 4th) - McMillian 4-yd rush (Slye kick failed)

TEAM STATS

	VT	GT
First downs	17	15
Rushing yds.	39-165	47-161
Passing yds.	178	97
Return yds.	25	21
Passes	15-29-1	4-13-0
Punts-avg.	5-44.6	5-35.4
Fumbles-lost	1-1	4-3
Penalties-yds.	8-58	3-26
Time of poss.	30:07	29:53

INDIVIDUAL STATS

Rushing — VT, McMillian 24-135, Phillips 1-24, Rogers 5-10, Ford 1-5, Coleman 1-2, Edmunds 1-0, TM 1-(-1), Motley 1-(-2), Brewer 4-(-8); GT, Allen 16-75, Thomas 15-52, Willis 4-26, Lynch 3-6, Marhsall 4-4, Skov 1-2, Snoddy 3-1, Lands-Davis 1-(-5)
Passing — VT, Brewer 15-29-1, 178, ; GT, Thomas 4-13-0 97
Receiving - VT, Phillips 6-95, Ford 5-46, Hodges 3-31, Malleck 1-6; GT, Willis 2-24, Jeune 1-58, Snoddy 1-15

GAME ELEVEN

	NORTH CAROLINA	23
	VIRGINIA TECH	21

Lane Stadium • Blacksburg, Va. • November 22, 2015 • Attendance: 65,632

BLACKSBURG – Virginia Tech rallied from a 14-point deficit in the fourth quarter to tie the game, but the Hokies couldn't quite overcome No. 12 North Carolina, falling 30-27 in overtime to the Tar Heels at Lane Stadium on Saturday in what marked the final home game of Tech head coach Frank Beamer's coaching career.

With the loss, the Hokies fell to 5-6 overall, 3-4 in the ACC, and they now need to beat rival Virginia next Saturday to become bowl eligible for the 23rd consecutive season. North Carolina moved to 10-1 overall, 7-0 in the ACC, and clinched the Coastal Division crown.

There were multiple tributes to Beamer, who, on Nov. 1, announced his plans to retire at the end of the season following 29 seasons as the Hokies' head coach. The Hokies played with emotion for their head coach, but were unable to overcome the Tar Heels.

On the field, North Carolina opened a 24-10 lead in the fourth quarter, taking advantage of a Sam Rogers fumble and a Michael Brewer interception on back-to-back possessions to score two touchdowns – both on Elijah Hood touchdown runs.

But the Tar Heels couldn't salt the game away. Quarterback Marquise Williams fumbled on back-to-back possessions in the fourth quarter, with the first one leading to an 8-yard touchdown pass from Brewer to tight end Bucky Hodges and the second one leading to a 4-yard touchdown pass from Brewer to receiver Isaiah Ford.

Ford's touchdown catch came with 1:07 remaining and tied the game at 24. Tech's defense held the Tar Heels on the ensuing possession and forced a punt. The Hokies then ran out the clock, sending the game into overtime.

Tech lost the toss heading into overtime, and North Carolina elected to play defense first. The Hokies went three-and-out and settled for a 41-yard field goal by Joey Slye that gave them a 27-24 lead.

North Carolina then got the ball. The Tar Heels drove to the Tech 3, but a false start pushed them back to the 8. A 3-yard run by quarterback Marquise Williams left North Carolina faced a third-and-goal from the 5. Out of a timeout, Williams threw a 5-yard touchdown pass to Quinshad Davis to end the game. Davis appeared to be juggling the ball, but the officials reviewed the play, and the call stood.

Williams completed 13 of 26 for 205 yards, with a touchdown, and he also rushed for a touchdown. Hood rushed for 115 yards, as the Tar Heels finished with 445 yards of offense.

GAME NOTES

- Tech has scored in 267 straight games, sixth-longest streak in the country
- Isaiah Ford had a career-high 155 yards receiving
- Luther Maddy has played in 54 games, one shy of the school record
- Ford is tied for the school record in reception TDs in a season with Andre Davis and Antonio Freeman

FINAL STATISTICS

	1	2	3	4	OT	F
NORTH CAROLINA	7	0	3	14	6	23
VIRGINIA TECH	0	3	7	14	3	27

TEAM STATS

	VT	UNC
First downs	22	22
Rushing yds.	47-130	47-240
Passing yds.	273	205
Return yds.	105	-4
Passes	20-35-2	13-26-0
Punts-avg.	6-34.0	8-40.1
Fumbles-lost	1-1	6-3
Penalties-yds.	6-54	9-60
Time of poss.	33:26	26:34

INDIVIDUAL STATS

VIRGINIA TECH FOOTBALL - 2015 SEASON
as of November 22, 2015

RECORD	OVERALL	HOME	AWAY	NEUTRAL
ALL GAMES	5-6	2-4	3-2	0-0
CONFERENCE	3-4	1-3	2-1	0-0
NON-CONFERENCE	2-1	1-1	1-1	0-0

DATE	OPPONENT	LOCATION	TV	SCORE	ATTEND
Sep 07, 2015	(1/1) Ohio State	Blacksburg, Va.	ESPN	L 24-42	65,632
Sep 12, 2015	Furman	Blacksburg, Va.	ESPN3	W 42-3	60,118
Sep 19, 2015	at Purdue	West Lafayette, Ind.	ESPNU	W 42-3	45,759
Sep 26, 2015	at East Carolina	Greenville, N.C.	ABC/ESPN2	L 28-35	50,514
* Oct 03, 2015	Pittsburgh	Blacksburg, Va.	RSN	L 13-17	49,120
* Oct 09, 2015	NC State	Blacksburg, Va.	ESPN	W 28-13	61,183
* Oct 17, 2015	at Miami	Miami Gardens, Fla.	ESPNU	L 20-30	50,787
* Oct 24, 2015	Duke	Blacksburg, Va.	ESPNU	L (4ot) 43-45	63,257
* Oct 31, 2015	at Boston College	Chestnut Hill, Mass.	ACCN	W 26-10	28,108
* Nov 12, 2015	at Georgia Tech	Atlanta, Ga.	ESPN	W 23-21	48,522
* Nov 21, 2015	(12/12) North Carolina	Blacksburg, Va.	ESPN	L (ot) 27-30	63,632
* Nov 28, 2015	at Virginia	Charlottesville, Va.	ESPNU	Noon	
* - Atlantic Coast Conference Game		Rankings: (AP/Coaches)			

RUSHING	GP	ATT	GAIN	LOSS	NET	AVG	TD	LONG	AVG
Travon McMillian	11	166	931	51	880	5.3	5	63	80.0
Brenden Motley	10	88	367	143	224	2.5	3	22	22.4
Sam Rogers	11	51	233	10	223	4.4	1	29	20.3
Trey Edmunds	11	45	185	11	174	3.9	2	35	15.8
J.C. Coleman	10	40	136	4	132	3.3	1	10	13.2
Dwayne Lawson	5	14	60	5	55	3.9	1	10	11.0
Shai McKenzie	2	13	51	1	50	3.8	0	11	25.0
Chris Durkin	3	4	25	0	25	6.2	0	9	8.3
Cam Phillips	11	1	24	0	24	24.0	0	24	2.2
Isaiah Ford	11	3	22	0	22	7.3	0	10	2.0
Greg Stroman	11	7	16	4	12	1.7	0	6	1.1
A.J. Hughes	11	1	0	4	-4	-4.0	0	0	-0.4
TEAM	11	7	0	7	-7	-1.0	0	0	-0.8
Michael Brewer	6	32	63	123	-60	-1.9	1	16	-10.0
TOTAL	11	472	2113	363	1750	3.7	14	63	159.1
OPPONENTS	11	435	2207	309	1898	4.4	17	80	172.5

PASSING	GP	EFFIC	ATT-CMP-INT	PCT	YDS	TD	LONG	AVG/G
Brenden Motley	10	128.85	92-164-7	56.1	1155	11	61	115.5
Michael Brewer	6	136.83	88-150-5	58.7	1122	10	51	187.0
Dwayne Lawson	5	80.93	3-9-0	33.3	51	0	31	10.2
Isaiah Ford	11	108.80	1-2-0	50.0	14	0	14	1.3
TEAM	11	0.00	0-1-0	0.0	0	0	0	0.0
Sam Rogers	11	209.20	1-1-0	100.0	13	0	13	1.2
TOTAL	11	130.92	185-327-12	56.6	2355	21	61	214.1
OPPONENTS	11	118.44	130-271-8	48.0	1914	14	58	174.0

RECEIVING	GP	NO	YDS	AVG	TD	LONG	AVG
Isaiah Ford	11	57	816	14.3	9	61	74.2
Cam Phillips	11	43	536	12.5	2	60	48.7
Bucky Hodges	11	33	458	13.9	6	46	41.6
Ryan Malleck	11	18	211	11.7	2	40	19.2
Sam Rogers	11	13	167	12.8	1	51	15.2
Travon McMillian	11	12	64	5.3	1	19	5.8
Kalvin Cline	8	3	38	12.7	0	31	4.8
Michael Brewer	6	1	14	14.0	0	14	2.3
Kevin Asante	10	1	13	13.0	0	13	1.3
Brenden Motley	10	1	13	13.0	0	13	1.3
J.C. Coleman	10	1	10	10.0	0	10	1.0
Trey Edmunds	11	1	8	8.0	0	8	0.7
Demitri Knowles	2	1	7	7.0	0	7	3.5
TOTAL	11	185	2355	12.7	21	61	214.1
OPPONENTS	11	130	1914	14.7	14	58	174.0

TEAM STATISTICS	HOKIES	OPPONENT
SCORING	325	270
Points Per Game	29.5	24.5
Points Off Turnovers	85	59
FIRST DOWNS	219	190
Rushing	102	79
Passing	100	84
Penalty	17	27
RUSHING YARDAGE	1750	1898
Yards gained rushing	2113	2207
Yards lost rushing	363	309
Rushing Attempts	472	435
Average Per Rush	3.7	4.4
Average Per Game	159.1	172.5
TDs Rushing	14	17
PASSING YARDAGE	2355	1914
Comp-Att-Int	185-327-12	130-271-8
Average Per Pass	7.2	7.1
Average Per Catch	12.7	14.7
Average Per Game	214.1	174.0
TDs Passing	21	14
TOTAL OFFENSE	4105	3812
Total Plays	799	706
Average Per Play	5.1	5.4
Average Per Game	373.2	346.5
KICK RETURNS: #-Yards	27-571	22-468
PUNT RETURNS: #-Yards	25-127	17-42
INT RETURNS: #-Yards	8-12	12-67
KICK RETURN AVERAGE	21.1	21.3
PUNT RETURN AVERAGE	5.1	2.5
INT RETURN AVERAGE	1.5	5.6
FUMBLES-LOST	14-6	29-15
PENALTIES-Yards	88-742	80-642
Average Per Game	67.5	58.4
PUNTS-Yards	59-2493	63-2516
Average Per Punt	42.3	39.9
Net punt average	38.5	36.3
KICKOFFS-Yards	60-3776	51-3243
Average Per Kick	62.9	63.6
Net kick average	39.3	41.6
TIME OF POSSESSION/Game	31:48	28:12
3RD-DOWN Conversions	63/165	50/154
3rd-Down Pct	38%	32%
4TH-DOWN Conversions	8/13	8/16
4th-Down Pct	62%	50%
SACKS BY-Yards	20-163	31-230
MISC YARDS	1	24
TOUCHDOWNS SCORED	39	33
FIELD GOALS-ATTEMPTS	18-26	13-18
ON-SIDE KICKS	0-2	0-1
RED-ZONE SCORES	(39-45) 87%	(29-34) 85%
RED-ZONE TOUCHDOWNS	(28-45) 62%	(20-34) 59%
PAT-ATTEMPTS	(35-36) 97%	(31-31) 100%

ATTENDANCE	HOKIES	OPPONENT
TOTAL	364942	223690
Games/Avg Per Game	6/60824	5/44738
Neutral Site Games		0/0

SCORE BY QUARTERS	1ST	2ND	3RD	4TH	OT	TOTAL
Virginia Tech	58	99	67	79	22	325
Opponents	93	34	64	52	27	270

PUNT RETURNS	NO.	YDS	AVG	TD	LONG
Greg Stroman	24	93	3.9	0	31
Terrell Edmunds	1	19	19.0	0	0
Anthony Shegog	0	15	0.0	1	15
TOTAL	25	127	5.1	1	31
OPPONENTS	17	42	2.5	0	14

INTERCEPTIONS	NO.	YDS	AVG	TD	LONG
Adonis Alexander	3	-4	-1.3	0	0
Greg Stroman	2	-2	-1.0	0	0
Andrew Motuapuaka	1	18	18.0	1	18
Sean Huelskamp	1	0	0.0	0	0
Desmond Frye	1	0	0.0	0	0
TOTAL	8	12	1.5	1	18
OPPONENTS	12	67	5.6	1	32

KICK RETURNS	NO.	YDS	AVG	TD	LONG
Der'Woun Greene	13	322	24.8	0	82
Travon McMillian	5	88	17.6	0	24
J.C. Coleman	5	100	20.0	0	25
Kevin Asante	4	61	15.2	0	17
TOTAL	27	571	21.1	0	82
OPPONENTS	22	468	21.3	0	56

FUMBLE RETURNS	NO	YDS	AVG	TD	ONG
Chuck Clark	1	20	20.0	1	20
Terrell Edmunds	1	9	9.0	0	9
Andrew Motuapuaka	1	34	34.0	1	34
Mook Reynolds	1	17	17.0	0	17
TOTAL	4	80	20.0	2	34
OPPONENTS	2	91	45.5	1	90

FG SEQUENCE	VIRGINIA TECH	OPPONENTS
Ohio State	50,(46)	43
Furman	45,39	(49)
Purdue	(35),53,(42),(46)	(34)
East Carolina	37	-
Pittsburgh	(43),(48)	(45),(42)
NC State	-	(33),(36)
Miami	(30),(38)	(24),(49),(21)
Duke	(44),67,(37),(40)	29,(41),46,(38),(20)
Boston College	(47),(38),(32),(32)	43,(29)
Georgia Tech	(29),40	-
North Carolina	46,(32),(41)	(20)
Virginia		
Numbers in (parentheses) indicate field goal was made.		
Numbers in [brackets] indicate field goal was blocked.		

PUNTING	NO	YDS	AVG	LONG	TB	FC	I20	50+	BLKD
A.J. Hughes	58	2493	43.0	60	9	14	17	13	0
TEAM	1	0	0.0	0	0	0	0	0	1
TOTAL	59	2493	42.3	60	9	14	17	13	1
OPPONENTS	63	2516	39.9	69	5	17	19	5	1

KICKOFFS	No.	Yds	Avg	TB	OB	Retn	Net	YdLn
Joey Slye	58	3676	63.4	38	0	434	39.5	25
Michael Santamaria	2	100	50.0	0	0	34	33.0	32
Total	60	3776	62.9	38	0	468	39.3	25
Opponents	51	3243	63.6	22	2	571	41.6	23

SCORING	TD	FGS	PATS				DXP	SAFETY	POINTS
			KICK	RUSH	RCV	PASS			
Joey Slye	0	18-25	32-33	0-0	0	0-0	0	0	86
Isaiah Ford	9	0-0	0-0	0-0	0	0-0	0	0	54
Travon McMillian	6	0-0	0-0	1-1	0	0-0	0	0	38
Bucky Hodges	6	0-0	0-0	0-0	0	0-0	0	0	36
Brenden Motley	3	0-0	0-0	0-0	0	0-1	0	0	18
Sam Rogers	2	0-0	0-0	0-0	0	0-0	0	0	12
Andrew Motuapuaka	2	0-0	0-0	0-0	0	0-0	0	0	12
Cam Phillips	2	0-0	0-0	0-0	0	0-0	0	0	12
Trey Edmunds	2	0-0	0-0	0-0	0	0-0	0	0	12
Ryan Malleck	2	0-0	0-0	0-0	0	0-0	0	0	12
Anthony Shegog	1	0-0	0-0	0-0	0	0-0	0	0	6
Michael Brewer	1	0-0	0-0	0-0	0	0-1	0	0	6
Dwayne Lawson	1	0-0	0-0	0-0	0	0-0	0	0	6
J.C. Coleman	1	0-0	0-0	0-0	0	0-0	0	0	6
Chuck Clark	1	0-0	0-0	0-0	0	0-0	0	0	6
Michael Santamaria	0	0-1	3-3	0-0	0	0-0	0	0	3
TOTAL	39	18-26	35-36	1-1	0	0-2	0	0	325
OPPONENTS	33	13-18	31-31	1-1	0	0-0	0	0	270

TOTAL OFFENSE	G	PLAYS	RUSH	PASS	TOTAL	AVG/G
Brenden Motley	10	252	224	1155	1379	137.9
Michael Brewer	6	182	-60	1122	1062	177.0
Travon McMillian	11	166	880	0	880	80.0
Sam Rogers	11	52	223	13	236	21.5
Trey Edmunds	11	45	174	0	174	15.8
J.C. Coleman	10	40	132	0	132	13.2
Dwayne Lawson	5	23	55	51	106	21.2
Shai McKenzie	2	13	50	0	50	25.0
Isaiah Ford	11	5	22	14	36	3.3
Chris Durkin	3	4	25	0	25	8.3
Cam Phillips	11	1	24	0	24	2.2
Greg Stroman	11	7	12	0	12	1.1
A.J. Hughes	11	1	-4	0	-4	-0.4
TEAM	11	8	-7	0	-7	-0.8
TOTAL	11	799	1750	2355	4105	373.2
OPPONENTS	11	706	1898	1914	3812	346.5

FIELD GOALS	FGM-FGA	PCT	01-19	20-29	30-39	40-49	50-99	LG	BLK
Joey Slye	18-25	72.0	0-0	1-1	8-9	9-12	0-3	48	0
Michael Santamaria	0-1	0.0	0-0	0-0	0-1	0-0	0-0	0	0

ALL PURPOSE	G	RUSH	REC	PR	KOR	IR	TOT	AVG/G
Travon McMillian	11	880	64	0	88	0	1032	93.8
Isaiah Ford	11	22	816	0	0	0	838	76.2
Cam Phillips	11	24	536	0	0	0	560	50.9
Bucky Hodges	11	0	458	0	0	0	458	41.6
Sam Rogers	11	223	167	0	0	0	390	35.5
Der'Woun Greene	9	0	0	0	322	0	322	35.8
J.C. Coleman	10	132	10	0	100	0	242	24.2
Brenden Motley	10	224	13	0	0	0	237	23.7
Ryan Malleck	11	0	211	0	0	0	211	19.2
Trey Edmunds	11	174	8	0	0	0	182	16.5
Greg Stroman	11	12	0	93	0	-2	103	9.4
Kevin Asante	10	0	13	0	61	0	74	7.4
Dwayne Lawson	5	55	0	0	0	0	55	11.0
Shai McKenzie	2	50	0	0	0	0	50	25.0
Kalvin Cline	8	0	38	0	0	0	38	4.8
Chris Durkin	3	25	0	0	0	0	25	8.3
Terrell Edmunds	11	0	0	19	0	0	19	1.7
Andrew Motuapuaka	9	0	0	0	0	18	18	2.0
Anthony Shegog	11	0	0	15	0	0	15	1.4
Demitri Knowles	2	0	7	0	0	0	7	3.5
A.J. Hughes	11	-4	0	0	0	0	-4	-0.4
Adonis Alexander	10	0	0	0	0	-4	-4	-0.4
TEAM	11	-7	0	0	0	0	-7	-0.8
Michael Brewer	6	-60	14	0	0	0	-46	-7.7
TOTAL	11	1750	2355	127	571	12	4815	437.7
OPPONENTS	11	1898	1914	42	468	67	4413	401.2

DEFENSIVE STATISTICS

LEADERS	GP-GS	TACKLES			TFL/YDS	SACKS NO-YARDS	PASS DEF			FUMBLES		BLKD KICK	SAFETY
		SOLO	AST	TOTAL			INT-YDS	BRUP	QBH	RCV-YDS	FF		
19 Chuck Clark	11	53	35	88	3.0-10	1.0-8	.	6	.	1-20	.	.	.
40 Deon Clarke	11	39	30	69	9.5-30	3.0-16	.	4	6	1-0	.	.	.
54 Andrew Motuapuaka	9	34	25	59	9.0-40	3.0-32	1-18	2	4	2-34	3	.	.
36 Adonis Alexander	10	33	17	50	0.5-1	.	3--4	2
92 Luther Maddy	11	16	34	50	6.5-24	2.0-16	.	.	3	1-0	1	.	.
90 Dadi Nicolas	11	18	20	38	5.5-30	1.0-12	.	1	5	2-0	2	.	.
40 Ken Ekanem	11	15	19	34	7.0-32	2.5-12	.	3	6	.	1	.	.
22 Terrell Edmunds	11	12	15	27	1.5-2	.	.	5	.	1-9	.	1	.
60 Woody Baron	11	16	11	27	8.0-31	3.0-22	.	.	1	1-0	2	.	.
31 Brandon Facyson	11	15	11	26	1.0-1	.	.	10
37 Ronny Vandyke	11	14	12	26	2.0-2	.	.	.	1	1-0	.	.	.
26 Desmond Frye	9	12	9	21	.	.	1-0	1	.	.	1	.	.
6 Mook Reynolds	11	14	7	21	4.0-17	.	.	1	1	2-17	.	.	.
2 Donovan Riley	11	13	7	20	.	.	.	1	.	1-0	1	.	.
24 Anthony Shegog	11	9	9	18	.	.	.	1	1	2-0	.	.	.
3 Greg Stroman	11	12	6	18	0.5-1	.	2--2	3
56 Sean Huelskamp	4	7	6	13	3.5-11	1.0-8	1-0
96 Corey Marshall	8	6	6	12	5.5-39	2.5-31	.	.	3	.	2	.	.
99 Vinny Mihota	10	1	8	9	1.5-4	1	1	.
23 Der'Woun Greene	9	5	3	8	1	.	.
95 Nigel Williams	11	5	2	7	1.5-2	.	.	1	.	.	1	.	.
11 Kendall Fuller	3	3	4	7	1.0-6	1.0-6	.	1	.	.	1	.	.
38 Dahman McKinnon	3	2	4	6	1.0-1
46 Joey Slye	11	2	3	5
49 Tremaine Edmunds	11	1	4	5
32 Steven Peoples	11	1	3	4
44 Carson Lydon	9	2	2	4	1.0-3
43 Seth Dooley	11	.	4	4
17 Jahque Alleyne	10	2	1	3
88 Ryan Malleck	11	1	1	2
14 Trey Edmunds	11	2	.	2
91 Steve Sobczak	5	.	2	2
45 Sam Rogers	11	1	1	2
50 Jamieon Moss	10	.	1	1
59 Eddie D'Antuono	11	.	1	1
20 Deon Newsome	6	1	.	1
33 Jonathan Galante	9	1	.	1
15 Joel Caleb	10	.	1	1
50 Erik Banks	1	.	1	1
77 Wade Hansen	11	1	.	1
72 Augie Conte	11	1	.	1
27 A.J. Hughes	11	.	1	1
9 Brenden Motley	10	1	.	1
4 J.C. Coleman	10	.	1	1
5 Cam Phillips	11	1	.	1
1 Isaiah Ford	11	1	.	1
34 Travon McMillian	11	1	.	1
TOTAL	11	374	327	701	73-287	20-163	8-12	42	31	15-80	17	2	.
OPPONENTS	11	394	492	886	75.0-352	31-230	12-67	36	23	6-91	8	1	.

RUSHING TACKLES

PLAYER	NO.
Chuck Clark	63
Deon Clarke	59
Andrew Motuapuaka	48
Luther Maddy	46
Dadi Nicolas	35
Adonis Alexander	33
Ken Ekanem	28
Woody Baron	22
Ronny Vandyke	21
Terrell Edmunds	17
Desmond Frye	14
Brandon Facyson	13
Sean Huelskamp	12
Mook Reynolds	11
Anthony Shegog	10
Corey Marshall	9
Vinny Mihota	8
Donovan Riley	7
Greg Stroman	6
Nigel Williams	6
Der'Woun Greene	5
Dahman McKinnon	4
Kendall Fuller	3
Seth Dooley	3
Carson Lydon	2
Steve Sobczak	2
J.C. Coleman	1
Tremaine Edmunds	1
TOTALS	489

PASSING TACKLES

PLAYER	NO
Chuck Clark	23
Adonis Alexander	17
Brandon Facyson	13
Greg Stroman	12
Donovan Riley	10
Mook Reynolds	10
Desmond Frye	6
Deon Clarke	6
Andrew Motuapuaka	5
Terrell Edmunds	4
Ronny Vandyke	3
Kendall Fuller	3
Anthony Shegog	2
Der'Woun Greene	1
Jahque Alleyne	1
Dahman McKinnon	1
Luther Maddy	1
TOTALS	118

SPECIAL TEAMS TACKLES

PLAYER	TOTAL	KO	PUNT
Terrell Edmunds	6	5	1
Anthony Shegog	6	4	2
Joey Slye	5	5	0
Tremaine Edmunds	4	3	1
Steven Peoples	4	4	0
Ronny Vandyke	2	1	1
Trey Edmunds	2	2	0
Jahque Alleyne	2	2	0
Ryan Malleck	2	0	2
Carson Lydon	2	2	0
Donovan Riley	2	0	2
Deon Newsome	1	0	1
A.J. Hughes	1	0	1
Jonathan Galante	1	1	0
Jamieon Moss	1	0	1
Eddie D'Antuono	1	0	1
Dahman McKinnon	1	1	0
Erik Banks	1	1	0
Joel Caleb	1	1	0
Sam Rogers	1	0	1
Seth Dooley	1	0	1
TOTALS	47	32	15

RED ZONE ANALYSIS

VIRGINIA TECH

DATE	OPPONENT	SCORE	TIME IN RZ	TIMES SCORED	TOTAL PTS	TDS	RUSH TDS	PASS TDS	FG MADE	FAILED TO SCORE INSIDE RZ					
										FG ATT	DOWNES	INT	FUMB	HALF	GAME
Sep 07	(1/1) Ohio State	L 24-42	2	2	14	2	0	2	0	0	0	0	0	0	0
Sep 12	Furman	W 42-3	5	4	28	4	3	1	0	1	0	0	0	0	0
Sep 19	at Purdue	W 51-24	8	6	34	4	2	2	2	0	0	0	1	1	0
Sep 26	at East Carolina	L 28-35	5	4	28	4	3	1	0	1	0	0	0	0	0
* Oct 03	Pittsburgh	L 13-17	1	1	7	1	0	1	0	0	0	0	0	0	0
* Oct 09	NC State	W 28-13	2	2	14	2	0	2	0	0	0	0	0	0	0
* Oct 17	at Miami	L 20-30	3	3	13	1	0	1	2	0	0	0	0	0	0
* Oct 24	Duke	L 43-45	6	6	32	4	2	2	2	0	0	0	0	0	0
* Oct 31	at Boston College	W 26-10	4	3	9	0	0	0	3	0	0	1	0	0	0
* Nov 12	at Georgia Tech	W 23-21	5	4	23	3	2	1	1	1	0	0	0	0	0
* Nov 21	(12/12) North Carolina	L 27-30	4	4	24	3	1	2	1	0	0	0	0	0	0
* Nov 28	at Virginia														
Totals 39 of 45 (86.7%)			45	39	226	28	13	15	11	3	0	1	1	1	0

OPPONENT

DATE	OPPONENT	SCORE	TIME IN RZ	TIMES SCORED	TOTAL PTS	TDS	RUSH TDS	PASS TDS	FG MADE	FAILED TO SCORE INSIDE RZ					
										FG ATT	DOWNES	INT	FUMB	HALF	GAME
Sep 07	(1/1) Ohio State	L 24-42	2	1	7	1	1	0	0	1	0	0	0	0	0
Sep 12	Furman	W 42-3	0	0	0	0	0	0	0	0	0	0	0	0	0
Sep 19	at Purdue	W 51-24	2	2	10	1	1	0	1	0	0	0	0	0	0
Sep 26	at East Carolina	L 28-35	4	4	28	4	2	2	0	0	0	0	0	0	0
* Oct 03	Pittsburgh	L 13-17	1	0	0	0	0	0	0	0	0	0	0	1	0
* Oct 09	NC State	W 28-13	3	3	13	1	0	1	2	0	0	0	0	0	0
* Oct 17	at Miami	L 20-30	6	5	27	3	1	2	2	0	0	0	0	1	0
* Oct 24	Duke	L 43-45	6	5	27	3	0	3	2	1	0	0	0	0	0
* Oct 31	at Boston College	W 26-10	3	2	10	1	1	0	1	0	0	1	0	0	0
* Nov 12	at Georgia Tech	W 23-21	2	2	14	2	2	0	0	0	0	0	0	0	0
* Nov 21	(12/12) North Carolina	L 27-30	5	5	30	4	3	1	1	0	0	0	0	0	0
* Nov 28	at Virginia														
Totals 29 of 34 (85.3%)			34	29	166	20	11	9	9	2	0	1	0	2	0

MONEY PLAYS

Money plays are defined as plays resulting in first down or a touchdown.

RUSHERS	1ST	TD	NO	ATT
Travon McMillian	42	5	46	166
Brenden Motley	17	3	20	72
Trey Edmunds	11	2	13	45
Sam Rogers	10	1	11	51
Michael Brewer	8	1	9	17
J.C. Coleman	4	1	5	40
Dwayne Lawson	4	1	4	13
Chris Durkin	2	0	2	4
Shai McKenzie	2	0	2	13
Cam Phillips	1	0	1	1
Isaiah Ford	1	0	1	3
TOTALS	102	14	114	441

1st DOWN TOTALS	23	7	30	218
------------------------	-----------	----------	-----------	------------

2nd DOWN TOTALS	47	3	49	160
------------------------	-----------	----------	-----------	------------

3rd DOWN TOTALS	28	4	31	58
------------------------	-----------	----------	-----------	-----------

4th DOWN TOTALS	4	0	4	5
------------------------	----------	----------	----------	----------

RECEPTIONS	1ST	TD	NO	REC
Isaiah Ford	39	9	42	57
Cam Phillips	23	2	23	43
Bucky Hodges	20	6	22	33
Ryan Malleck	5	2	7	18
Sam Rogers	6	1	6	13
Travon McMillian	3	1	4	12
Kalvin Cline	1	0	1	3
Kevin Asante	1	0	1	1
Brenden Motley	1	0	1	1
Michael Brewer	1	0	1	1
TOTALS	100	21	108	185

1st DOWN TOTALS	32	5	33	68
------------------------	-----------	----------	-----------	-----------

2nd DOWN TOTALS	35	8	39	66
------------------------	-----------	----------	-----------	-----------

3rd DOWN TOTALS	29	5	32	47
------------------------	-----------	----------	-----------	-----------

4th DOWN TOTALS	4	3	4	4
------------------------	----------	----------	----------	----------

DRIVE START AVERAGES

OBTAINED	HOKIES		OPPONENTS	
	#	AVG	#	AVG
Kickoff	52	25.5	62	26.9
Punt	63	27.3	59	25.6
Field goal	5	25.0	8	27.0
Fumble	15	65.3	6	49.2
Interception	8	52.9	12	47.7
Downs	8	52.8	4	37.8
ALL DRIVES	151	33.1	151	29.2

SUPERLATIVES

INDIVIDUAL GAME HIGHS

Rushes	33	Travon McMillian at Boston College (Oct 31, 2015)
Yards Rushing	142	Travon McMillian vs Duke (Oct 24, 2015)
TD Rushes	2	Travon McMillian vs Duke (Oct 24, 2015)
		Travon McMillian at Georgia Tech (Nov 12, 2015)
Long Rush	63	Travon McMillian vs Furman (Sep 12, 2015)
Pass attempts	45	Michael Brewer vs Duke (Oct 24, 2015)
Pass completions	24	Michael Brewer vs Duke (Oct 24, 2015)
Yards Passing	281	Brenden Motley at East Carolina (Sep 26, 2015)
TD Passes	3	Brenden Motley vs NC State (Oct 09, 2015)
		Michael Brewer vs Duke (Oct 24, 2015)
Long Pass	61	Brenden Motley at Purdue (Sep 19, 2015)
Receptions	9	Isaiah Ford vs Duke (Oct 24, 2015)
Yards Receiving	155	Isaiah Ford vs North Carolina (Nov 21, 2015)
TD Receptions	3	Isaiah Ford vs NC State (Oct 09, 2015)
		Bucky Hodges vs Duke (Oct 24, 2015)
Long Reception	61	Isaiah Ford at Purdue (Sep 19, 2015)
Field Goals	4	Joey Slye at Boston College (Oct 31, 2015)
Long Field Goal	48	Joey Slye vs Pittsburgh (Oct 03, 2015)
Punts	7	A.J. Hughes vs Ohio State (Sep 07, 2015)
		A.J. Hughes vs Duke (Oct 24, 2015)
		A.J. Hughes at Boston College (Oct 31, 2015)
Punting Avg	49.5	A.J. Hughes at Miami (FL) (Oct 17, 2015)
Long Punt	60	A.J. Hughes vs Duke (Oct 24, 2015)
		A.J. Hughes at Georgia Tech (Nov 12, 2015)
Punts inside 20	3	A.J. Hughes vs Ohio State (Sep 07, 2015)
		A.J. Hughes vs Furman (Sep 12, 2015)
		A.J. Hughes at Boston College (Oct 31, 2015)
Long Punt Return	31	Greg Stroman at Boston College (Oct 31, 2015)
Long Kickoff Return	82	Der'Woun Greene at Purdue (Sep 19, 2015)
Tackles	13	Chuck Clark vs Furman (Sep 12, 2015)
Sacks	1.5	Ken Ekanem vs NC State (Oct 09, 2015)
Tackles For Loss	3.5	Sean Huelskamp at East Carolina (Sep 26, 2015)
		Dadi Nicolas at Boston College (Oct 31, 2015)
Interceptions	1	Desmond Frye vs Ohio State (Sep 07, 2015)
		Adonis Alexander vs Furman (Sep 12, 2015)
		Andrew Motuapuaka vs Furman (Sep 12, 2015)
		Adonis Alexander at Purdue (Sep 19, 2015)
		Sean Huelskamp at Purdue (Sep 19, 2015)
		Greg Stroman at East Carolina (Sep 26, 2015)
		Adonis Alexander vs NC State (Oct 09, 2015)
		Greg Stroman at Boston College (Oct 31, 2015)

TEAM GAME HIGHS

Rushes	56	at Purdue (Sep 19, 2015)
Yards Rushing	299	vs Furman (Sep 12, 2015)
Yards Per Rush	7.3	vs Furman (Sep 12, 2015)
TD Rushes	3	vs Furman (Sep 12, 2015)
		at East Carolina (Sep 26, 2015)
Pass attempts	47	vs Duke (Oct 24, 2015)
Pass completions	24	vs Duke (Oct 24, 2015)
Yards Passing	284	vs Furman (Sep 12, 2015)
Yards Per Pass	9.2	vs Furman (Sep 12, 2015)
TD Passes	3	vs Ohio State (Sep 07, 2015)
		vs NC State (Oct 09, 2015)
		vs Duke (Oct 24, 2015)
Total Plays	100	vs Duke (Oct 24, 2015)
Total Offense	583	vs Furman (Sep 12, 2015)
Yards Per Play	8.1	vs Furman (Sep 12, 2015)
Points	51	at Purdue (Sep 19, 2015)
Sacks By	4	vs Pittsburgh (Oct 03, 2015)
		vs NC State (Oct 09, 2015)
First Downs	28	vs Duke (Oct 24, 2015)
Penalties	11	vs Furman (Sep 12, 2015)
		at Purdue (Sep 19, 2015)
		at East Carolina (Sep 26, 2015)
		at Boston College (Oct 31, 2015)
Penalty Yards	114	vs Furman (Sep 12, 2015)
Turnovers	4	at Miami (FL) (Oct 17, 2015)
Interceptions By	2	vs Furman (Sep 12, 2015)
		at Purdue (Sep 19, 2015)
Punts	7	vs Ohio State (Sep 07, 2015)
		vs Duke (Oct 24, 2015)
		at Boston College (Oct 31, 2015)
Punting Avg	49.5	at Miami (FL) (Oct 17, 2015)
Long Punt	60	vs Duke (Oct 24, 2015)
		at Georgia Tech (Nov 12, 2015)
Punts inside 20	3	vs Ohio State (Sep 07, 2015)
		vs Furman (Sep 12, 2015)
		at Boston College (Oct 31, 2015)
Long Punt Return	31	at Boston College (Oct 31, 2015)

OPPONENT INDIVIDUAL GAME HIGHS

Rushes	21	SUMMERS, James, at East Carolina (Sep 26, 2015)
Yards Rushing	169	SUMMERS, James, at East Carolina (Sep 26, 2015)
TD Rushes	2	SUMMERS, James, at East Carolina (Sep 26, 2015)
		Hood, E, vs North Carolina (Nov 21, 2015)
Long Rush	80	Elliott, E, vs Ohio State (Sep 07, 2015)
Pass attempts	39	Sirk, T, vs Duke (Oct 24, 2015)
Pass completions	19	Brad Kaaya, at Miami (FL) (Oct 17, 2015)
		Sirk, T, vs Duke (Oct 24, 2015)
Yards Passing	296	Brad Kaaya, at Miami (FL) (Oct 17, 2015)
TD Passes	4	Sirk, T, vs Duke (Oct 24, 2015)
Long Pass	58	Thomas, J., at Georgia Tech (Nov 12, 2015)
Receptions	6	McCaffrey, M, vs Duke (Oct 24, 2015)
Yards Receiving	94	McCaffrey, M, vs Duke (Oct 24, 2015)
TD Receptions	2	Rashawn Scott, at Miami (FL) (Oct 17, 2015)
		McCaffrey, M, vs Duke (Oct 24, 2015)
Long Reception	58	Jeune, R., at Georgia Tech (Nov 12, 2015)
Field Goals	3	Michael Badgley, at Miami (FL) (Oct 17, 2015)
		Martin, R, vs Duke (Oct 24, 2015)
Long Field Goal	49	Hollingsworth, vs Furman (Sep 12, 2015)
		Michael Badgley, at Miami (FL) (Oct 17, 2015)
Punts	8	Mangili, J, vs North Carolina (Nov 21, 2015)
Punting Avg	49.3	Schopper, Joe, at Purdue (Sep 19, 2015)
Long Punt	69	Schopper, Joe, at Purdue (Sep 19, 2015)
Punts inside 20	3	Hollingsworth, vs Furman (Sep 12, 2015)
		GREGORY, Worth, at East Carolina (Sep 26, 2015)
		Cole, AJ, vs NC State (Oct 09, 2015)
		Monday, W, vs Duke (Oct 24, 2015)
Long Punt Return	14	Cherry, B., vs NC State (Oct 09, 2015)
Long Kickoff Return	56	Walker, M, at Boston College (Oct 31, 2015)
Tackles	15	Edwards, D, vs Duke (Oct 24, 2015)
		Rashad, S, vs North Carolina (Nov 21, 2015)
Sacks	2.5	Bart, M, vs North Carolina (Nov 21, 2015)
Tackles For Loss	3.5	Price, E., vs Pittsburgh (Oct 03, 2015)
Interceptions	2	Artie Burns, at Miami (FL) (Oct 17, 2015)

OPPONENT TEAM GAME HIGHS

Rushes	47	at Georgia Tech (Nov 12, 2015)
		vs North Carolina (Nov 21, 2015)
Yards Rushing	359	vs Ohio State (Sep 07, 2015)
Yards Per Rush	10.0	vs Ohio State (Sep 07, 2015)
TD Rushes	3	vs Ohio State (Sep 07, 2015)
		at East Carolina (Sep 26, 2015)
		vs North Carolina (Nov 21, 2015)
Pass attempts	40	vs Duke (Oct 24, 2015)
Pass completions	19	at Miami (FL) (Oct 17, 2015)
		vs Duke (Oct 24, 2015)
Yards Passing	296	at Miami (FL) (Oct 17, 2015)
Yards Per Pass	11.4	at East Carolina (Sep 26, 2015)
TD Passes	4	vs Duke (Oct 24, 2015)
Total Plays	73	vs North Carolina (Nov 21, 2015)
Total Offense	572	vs Ohio State (Sep 07, 2015)
Yards Per Play	10.2	vs Ohio State (Sep 07, 2015)
Points	45	vs Duke (Oct 24, 2015)
Sacks By	7	vs Pittsburgh (Oct 03, 2015)
First Downs	22	vs North Carolina (Nov 21, 2015)
Penalties	10	at Purdue (Sep 19, 2015)
Penalty Yards	81	vs NC State (Oct 09, 2015)
		at Miami (FL) (Oct 17, 2015)
Turnovers	4	at Boston College (Oct 31, 2015)
Interceptions By	3	vs Pittsburgh (Oct 03, 2015)
		at Miami (FL) (Oct 17, 2015)
Punts	8	vs North Carolina (Nov 21, 2015)
Punting Avg	44.7	vs NC State (Oct 09, 2015)
Long Punt	69	at Purdue (Sep 19, 2015)
Punts inside 20	3	vs Furman (Sep 12, 2015)
		at East Carolina (Sep 26, 2015)
		vs NC State (Oct 09, 2015)
		vs Duke (Oct 24, 2015)
Long Punt Return	14	vs NC State (Oct 09, 2015)

20-YARD PLAYS

Yards	Type	Player(s)	Opponent
82	KR	Der'Woun Greene	Purdue
63	Rush	Travon McMillian	Furman
61	Pass	Isaiah Ford from Brenden Motley	Purdue
60	Pass	Cam Phillips from Brenden Motley	East Carolina
*59	Rush	Travon McMillian	NC State
*51	Pass	Sam Rogers from Michael Brewer	Ohio State
46	Pass	Bucky Hodges from Brenden Motley	Furman
45	Pass	Cam Phillips from Michael Brewer	Georgia Tech
44	Pass	Isaiah Ford from Michael Brewer	North Carolina
40	Pass	Ryan Malleck from Brenden Motley	Purdue

39	Pass	Isaiah Ford from Brenden Motley	East Carolina
36	Pass	Bucky Hodges from Michael Brewer	Duke
36	Pass	Isaiah Ford from Michael Brewer	North Carolina
36	Pass	Isaiah Ford from Michael Brewer	Ohio State
35	Rush	Trey Edmunds	Purdue
35	Pass	Bucky Hodges from Brenden Motley	Miami (FL)
*34	FR	Andrew Motuapuaka	Boston College
34	KR	Der'Woun Greene	Purdue
*33	Pass	Isaiah Ford from Michael Brewer	Miami (FL)
32	Pass	Bucky Hodges from Brenden Motley	East Carolina
*32	Pass	Isaiah Ford from Brenden Motley	Furman
31	Pass	Kalvin Cline from Dwayne Lawson	Furman
31	PR	Greg Stroman	Boston College
31	PR	Greg Stroman	Boston College
31	Pass	Kalvin Cline from Dwayne Lawson	Furman

29	PR	Greg Stroman	Purdue
29	Rush	Sam Rogers	NC State
29	Pass	Cam Phillips from Brenden Motley	Furman
29	Rush	Travon McMillian	Miami (FL)
28	Pass	Bucky Hodges from Brenden Motley	Pittsburgh
*27	Pass	Isaiah Ford from Brenden Motley	NC State
27	PR	Greg Stroman	North Carolina
*27	Pass	Cam Phillips from Michael Brewer	Boston College
26	Pass	Isaiah Ford from Michael Brewer	North Carolina
26	Pass	Bucky Hodges from Brenden Motley	NC State
25	Pass	Ryan Malleck from Michael Brewer	Ohio State
25	Pass	Sam Rogers from Michael Brewer	North Carolina
25	KR	Der'Woun Greene	Boston College
25	KR	J.C. Coleman	North Carolina
25	Pass	Isaiah Ford from Michael Brewer	Boston College
25	KR	Der'Woun Greene	NC State
24	KR	Der'Woun Greene	Miami (FL)
24	Rush	Cam Phillips	Georgia Tech
24	Pass	Bucky Hodges from Michael Brewer	Boston College
24	Pass	Isaiah Ford from Brenden Motley	Miami (FL)
24	KR	Travon McMillian	Ohio State
23	Pass	Sam Rogers from Michael Brewer	Duke
23	Pass	Isaiah Ford from Brenden Motley	Furman
23	Rush	Travon McMillian	Georgia Tech
*23	Pass	Bucky Hodges from Michael Brewer	Duke
22	Pass	Ryan Malleck from Michael Brewer	Miami (FL)
22	Rush	Brenden Motley	Pittsburgh
22	Pass	Cam Phillips from Michael Brewer	Georgia Tech
22	Rush	Travon McMillian	Miami (FL)

Yards	Type	Player(s)	Opponent
22	KR	J.C. Coleman	Duke
22	Rush	Brenden Motley	Miami (FL)
22	Rush	Travon McMillian	Boston College
21	KR	Der'Woun Greene	Duke
21	KR	J.C. Coleman	Duke
21	Pass	Cam Phillips from Brenden Motley	Furman
21	Pass	Bucky Hodges from Michael Brewer	Georgia Tech
21	KR	J.C. Coleman	North Carolina
21	Pass	Isaiah Ford from Brenden Motley	East Carolina
*20	FR	Chuck Clark	Purdue
20	Rush	Brenden Motley	Purdue

* Touchdown Scored On Play

LONG PLAYS BY THE NUMBERS

PLAYS	NO	TD
100+	0	0
90-99	0	0
80-89	1	0
70-79	0	0
60-69	3	0
50-59	2	2
40-49	4	0
30-39	13	3
20-29	40	4

LONG PLAYS BY TYPE	NO	TD
Rushing	12	1
Passing	35	6
Punt returns	3	0
Kick returns	11	0
Interceptions	0	0
Fumble returns	2	2
Other	0	0
TOTAL	63	9

LONGEST PLAYS OF THE YEAR

Rushing

63 Travon McMillian vs Furman Sept. 12

Rushing Touchdown

59 Travon McMillian vs NC State Oct. 9

Passing

61 Isaiah Ford from Brenden Motley vs Purdue Sept. 19

Passing Touchdown

51 Sam Rogers from Michael Brewer vs Ohio State Sept. 7

Punt Return

31 Greg Stroman vs Boston College Oct. 31

Kick Return

82 Der'Woun Greene vs Purdue Sept. 19

Interception Return

18 Andrew Motuapuaka vs Furman Sept. 12

Fumble Return

34 Andrew Motuapuaka vs Boston College Oct. 31

Punt

60 A.J. Hughes vs Georgia Tech Nov. 12
60 A.J. Hughes vs Duke Oct. 24

Field Goal

48 Joey Slye vs Pittsburgh Oct. 3

20-YARD PLUS PLAYS BY PLAYER

PLAYER	NO	TD	RUSH	PASS	KR	PR	IR	FR
Isaiah Ford	13	3	0	13	0	0	0	0
Bucky Hodges	9	1	0	9	0	0	0	0
Travon McMillian	7	1	6	0	1	0	0	0
Cam Phillips	7	1	1	6	0	0	0	0
Der'Woun Greene	6	0	0	0	6	0	0	0
Sam Rogers	4	1	1	3	0	0	0	0
J.C. Coleman	4	0	0	0	4	0	0	0
Greg Stroman	3	0	0	0	0	3	0	0
Ryan Malleck	3	0	0	3	0	0	0	0
Brenden Motley	3	0	3	0	0	0	0	0
Andrew Motuapuaka	1	1	0	0	0	0	0	1
Chuck Clark	1	1	0	0	0	0	0	1
Kalvin Cline	1	0	0	1	0	0	0	0
Trey Edmunds	1	0	1	0	0	0	0	0
TOTAL	63	9	12	35	11	3	0	2

2015 VIRGINIA TECH SCORING DRIVES

Qtr.	Opp.	Scoring Play	Plays-Yds.-TOP
2	Ohio State	Rogers, S 51 Pass From Brewer, M (Slye, J)	6-74-2:46
2	Ohio State	FG Slye, J 46	7-27-4:02
2	Ohio State	Malleck, R 1 Pass From Brewer, M (Slye, J)	4-38-1:15
4	Ohio State	Ford, I 17 Pass From Motley, B (Slye, J)	7-41-2:58
1	Furman	Motuapuaka, A 18 Interception Return (Slye, J)	-
2	Furman	Motley, B 4 Rush (Slye, J)	8-88-2:34
3	Furman	Ford, I 1 Pass From Motley, B (Slye, J)	5-76-2:08
3	Furman	Edmunds, Trey 1 Rush (Santamaria, M)	8-76-3:28
3	Furman	Ford, I 32 Pass From Motley, B (Santamaria, M)	1-32-0:06
4	Furman	Lawson, D 4 Rush (Santamaria, M)	14-81-6:29
1	Purdue	FG Slye, J 35	6-49-2:28
1	Purdue	Clark, C 20 Fumble Return (Slye, J)	-
2	Purdue	Hodges, B 3 Pass From Motley, B (Slye, J)	12-75-6:03
2	Purdue	Motley, B 5 Rush (Slye, J)	7-75-1:16
3	Purdue	FG Slye, J 42	4--7-1:07
3	Purdue	Coleman, J.C. 1 Rush (Slye, J)	8-42-3:30
3	Purdue	Shegog, A 15 Punt Return (Slye, J)	-
4	Purdue	FG Slye, J 46	4-3-1:20
4	Purdue	Hodges, B 3 Pass From Motley, B (Slye, J)	8-47-4:58
1	East Carolina	Edmunds, Trey 1 Rush (Slye, J)	6-31-3:00
1	East Carolina	Malleck, R 7 Pass From Motley, B (Slye, J)	6-19-3:06
3	East Carolina	Rogers, S 2 Rush (Slye, J)	9-75-3:22
4	East Carolina	Motley, B 5 Rush (Slye, J)	8-95-3:09
2	Pittsburgh	Phillips, C 11 Pass From Motley, B (Slye, J)	12-83-6:33
3	Pittsburgh	FG Slye, J 43	4--3-1:34
2	Pittsburgh	FG Slye, J 48	11-50-5:00
2	NC State	Ford, I 27 Pass From Motley, B (Slye, J)	5-75-2:15
2	NC State	Ford, I 5 Pass From Motley, B (Slye, J)	9-45-4:17
2	NC State	Ford, I 2 Pass From Motley, B (Slye, J)	12-71-3:22
4	NC State	McMillian, T 59 Rush (Slye, J)	5-88-1:48
1	Miami	FG Slye, J 30	7-61-3:18
1	Miami	McMillian, T 9 Pass From Motley, B (Slye, J)	10-75-3:43
2	Miami	FG Slye, J 38	11-47-3:33
4	Miami	Ford, I 33 Pass From Brewer, M (Slye, J)	3-53-1:27
1	Duke	Hodges, B 16 Pass From Brewer, M (Slye, J)	6-78-2:27
2	Duke	FG Slye, J 44	10-30-4:15
3	Duke	McMillian, T 2 Rush (pass failed)	20-95-9:46
4	Duke	Hodges, B 23 Pass From Brewer, M	12-83-5:50
5	Duke	FG Slye, J 37	4-5-0:00
5	Duke	Hodges, B 11 Pass From Brewer, M (Slye, J)	5-25-0:00
5	Duke	FG Slye, J 40	4-2-0:00
5	Duke	McMillian, T 1 Rush (pass failed)	6-25-0:00
1	Boston College	Phillips, C 27 Pass From Brewer, M (Slye, J)	4-47-2:10
1	Boston College	FG Slye, J 47	8-35-4:02
2	Boston College	Motuapuaka, A 34 Fumble Return (Slye, J)	-
2	Boston College	FG Slye, J 38	9-55-1:59
3	Boston College	FG Slye, J 32	4-8-2:06
4	Boston College	FG Slye, J 32	4-2-1:33
2	Georgia Tech	McMillian, T 2 Rush (Slye, J)	10-80-4:39
2	Georgia Tech	Ford, I 17 Pass From Brewer, M (Slye, J)	10-76-3:15
3	Georgia Tech	FG Slye, J 29	10-69-5:12
4	Georgia Tech	McMillian, T 4 Rush (kick failed)	4-18-2:20
2	North Carolina	FG Slye, J 32	8-65-3:25
3	North Carolina	Brewer, M 3 Rush (Slye, J)	10-81-4:25
4	North Carolina	Hodges, B 8 Pass From Brewer, M (Slye, J)	8-63-1:30
4	North Carolina	Ford, I 4 Pass From Brewer, M (Slye, J)	5-48-1:14
5	North Carolina	FG Slye, J 41	4-2-0:00
Totals			392-2674-156:03
Average Scoring Drive			7.4 plays-50.5 yds.

VIRGINIA TECH SCORING

57 Total Scores (14 Run, 21 Pass, 18 FG, 1 S.T., 0 Safety, 3 Defense)
 10 First Quarter Scores (1 Run, 4 Pass, 3 FG, 2 S.T., 0 Safety, 2 Defense)
 17 Second Quarter Scores (3 Run, 8 Pass, 5 FG, 1 S.T., 0 Safety, 1 Defense)
 12 Third Quarter Scores (5 Run, 2 Pass, 4 FG, 1 S.T., 0 Safety, 0 Defense)
 13 Fourth Quarter Scores (4 Run, 6 Pass, 3 FG, 0 S.T., 0 Safety, 0 Defense)
 5 Overtime Scores (1 Run, 1 Pass, 3 FG, 0 S.T., 0 Safety, 0 Defense)

Most plays in a scoring drive: 20 plays - vs. Duke (20-95-9:46 TD)
 Longest scoring drive: 95 yards - vs. Duke (20-95-9:46 TD) & 95 yards - vs. East Carolina (8-95-3:09 TD)
 Longest TOP scoring drive: 9:46 - vs. Duke (20-95-9:46 TD)
 Average TOP on offensive scoring drives: 2:56

OPPONENTS

Most plays in a scoring drive: 14 plays - vs. Duke (14-75-5:11 TD)
 Longest scoring drive: 91 yards - vs. NC State (12-91-6:15 TD)
 Longest TOP scoring drive: 6:15 - vs. NC State (12-91-6:15 TD)
 Average TOP on offensive scoring drives: 2:25

TEAM GAME-BY-GAME

VIRGINIA TECH

DATE	OPPONENT	RUSHING				REVEIVING				PASSING				KICK RETURN				PUNT RETURN				TOT OFF
		NO.	YDS	TD	LG	NO.	YDS	TD	LG	CMP-ATT-INT	YDS	TD	LG	NO	YDS	TD	LG	NO	YDS	TD	LG	
Sep 07	(1/1) Ohio State	44	128	0	16	15	192	3	51	15-25-1	192	3	51	4	75	0	24	1	0	0	0	320
Sep 12	Furman	41	299	3	63	19	284	2	46	19-31-0	284	2	46	2	28	0	15	1	0	0	0	583
Sep 19	at Purdue	56	238	2	35	16	233	2	61	16-26-0	233	2	61	2	116	0	82	6	70	1	29	471
Sep 26	at East Carolina	42	158	3	14	20	281	1	60	20-35-1	281	1	60	1	17	0	17	2	0	0	1	439
* Oct 03	Pittsburgh	33	9	0	22	9	91	1	28	9-20-3	91	1	28	1	16	0	16	1	2	0	2	100
* Oct 09	NC State	36	200	1	59	14	158	3	27	14-29-0	158	3	27	1	25	0	25	2	-4	0	0	358
* Oct 17	at Miami	35	160	0	29	17	201	2	35	17-27-3	201	2	35	5	89	0	24	2	-1	0	1	361
* Oct 24	Duke	53	182	2	16	24	270	3	36	24-47-0	270	3	36	4	69	0	22	2	2	0	4	452
* Oct 31	at Boston College	46	81	0	22	16	194	1	27	16-23-1	194	1	27	2	36	0	25	4	28	0	31	275
* Nov 12	at Georgia Tech	39	165	2	24	15	178	1	45	15-29-1	178	1	45	1	19	0	19	2	6	0	10	343
* Nov 21	(12/12) North Carolina	47	130	1	18	20	273	2	44	20-35-2	273	2	44	4	81	0	25	2	24	0	27	403
* Nov 28	at Virginia																					
	Totals	472	1750	14	63	185	2355	21	61	185-327-12	2355	21	61	27	571	0	82	25	127	1	31	4105
	Opponent	435	1898	17	80	130	1914	14	58	130-271-8	1914	14	58	22	468	0	56	17	42	0	14	3812

GAMES: 11

AVG/RUSH: 3.7

AVG/CATCH: 12.7

PASS EFFIC: 130.92

KR AVG: 21.1

PR AVG: 5.1

ALL PURPOSE AVG/GAME: 437.7

TOTAL OFFENSE AVG/GM: 373.2

DATE	OPPONENT	TACKLES				SACKS	FUMBLE		PASS DEFENSE			BLKD KICK	PAT ATTEMPTS			SAF	PTS
		SOLO	AST	TOTAL	TFL-YDS	NO-YDS	FF	FR-YDS	INT-YDS	QBH	BRK		KICK	RUN	RCV		
Sep 07	(1/1) Ohio State	25	34	59	4.0-5	0.0-0	1	2-0	1-0	4	3	0	3-3	0	0	0	24
Sep 12	Furman	26	42	68	7.0-34	3.0-26	1	1-0	2-18	5	6	0	6-6	0	0	0	42
Sep 19	at Purdue	33	10	43	2.0-13	2.0-13	1	1-20	2--4	0	4	1	6-6	0	0	0	51
Sep 26	at East Carolina	33	38	71	11.0-36	1.0-8	2	1-17	1--2	2	1	0	4-4	0	0	0	28
* Oct 03	Pittsburgh	41	21	62	7.0-38	4.0-35	3	1-9	0-0	4	1	1	1-1	0	0	0	13
* Oct 09	NC State	34	40	74	11.0-35	4.0-22	0	0-0	1-0	6	7	0	4-4	0	0	0	28
* Oct 17	at Miami	40	30	70	5.0-16	1.0-8	1	0-0	0-0	0	3	0	2-2	0	0	0	20
* Oct 24	Duke	26	46	72	3.0-10	0.0-0	0	0-0	0-0	7	4	0	2-2	1	0	0	43
* Oct 31	at Boston College	44	6	50	9.0-39	2.0-18	3	3-34	1-0	0	6	0	2-2	0	0	0	26
* Nov 12	at Georgia Tech	37	22	59	7.0-29	2.0-18	2	3-0	0-0	0	1	0	3-2	0	0	0	23
* Nov 21	(12/12) North Carolina	35	38	73	7.0-32	1.0-15	3	3-0	0-0	3	6	0	3-3	0	0	0	27
* Nov 28	at Virginia																
	Totals	374	327	701	73.0-287	20.0-163	17	15-80	8-12	31	42	2	36-35	1	0	0	325
	Opponent	394	492	886	75.0-352	31.0-230	8	6-91	12-67	23	36	1	31-31	1	0	0	270

DATE	OPPONENT	PUNTING								FIELD GOALS				KICKOFFS				
		NO	YDS	AVG	LG	BLKD	TB	FC	50+	I20	ATT-MADE	LG	BLKD	NO	YDS	AVG	TB	OB
Sep 07	(1/1) Ohio State	7	302	43.1	59	0	0	2	1	3	2-1	46	0	4	260	65.0	4	0
Sep 12	Furman	4	159	39.8	47	0	1	3	0	3	2-0	0	0	7	444	63.4	6	0
Sep 19	at Purdue	5	208	41.6	51	0	2	1	2	1	4-3	46	0	10	584	58.4	4	0
Sep 26	at East Carolina	5	196	39.2	56	0	1	3	1	1	1-0	0	0	5	312	62.4	1	0
* Oct 03	Pittsburgh	5	226	45.2	49	0	0	1	0	1	2-2	48	0	4	258	64.5	3	0
* Oct 09	NC State	6	274	45.7	58	0	1	1	3	1	0-0	0	0	5	323	64.6	3	0
* Oct 17	at Miami	2	99	49.5	52	0	0	1	1	1	2-2	38	0	5	315	63.0	4	0
* Oct 24	Duke	7	318	45.4	60	0	2	0	2	1	4-3	44	0	4	254	63.5	3	0
* Oct 31	at Boston College	7	284	40.6	50	0	0	1	1	3	4-4	47	0	6	376	62.7	1	0
* Nov 12	at Georgia Tech	5	223	44.6	60	0	1	1	2	1	2-1	29	0	5	325	65.0	4	0
* Nov 21	(12/12) North Carolina	6	204	34.0	47	1	1	0	0	1	3-2	41	0	5	325	65.0	5	0
* Nov 28	at Virginia																	
	Totals	59	2493	42.3	60	1	9	14	13	17	26-18	48	0	60	3776	62.9	38	0
	Opponent	63	2516	39.9	69	1	5	17	5	19	18-13	49	1	51	3243	63.6	22	2

TEAM GAME-BY-GAME

OPPONENTS

DATE	OPPONENT	RUSHING				REVEIVING				PASSING				KICK RETURN				PUNT RETURN				TOT OFF
		NO.	YDS	TD	LG	NO.	YDS	TD	LG	CMP-ATT-INT	YDS	TD	LG	NO	YDS	TD	LG	NO	YDS	TD	LG	
Sep 07	(1/1) Ohio State	37	360	3	80	10	212	3	54	10-19-1	212	3	54	0	0	0	0	2	13	0	10	572
Sep 12	Furman	41	136	0	26	9	118	0	27	9-26-2	118	0	27	1	21	0	21	0	0	0	0	254
Sep 19	at Purdue	29	144	2	60	12	121	0	32	12-35-2	121	0	32	6	87	0	24	0	0	0	0	265
Sep 26	at East Carolina	43	182	3	41	14	228	2	30	14-20-1	228	2	30	4	79	0	28	0	0	0	0	410
* Oct 03	Pittsburgh	46	166	1	43	9	110	1	28	9-15-0	110	1	28	1	30	0	30	2	9	0	4	276
* Oct 09	NC State	40	157	0	24	12	113	1	24	12-25-1	113	1	24	2	54	0	34	2	14	0	14	270
* Oct 17	at Miami	39	99	1	22	19	296	2	45	19-30-0	296	2	45	1	11	0	11	0	0	0	0	395
* Oct 24	Duke	32	179	1	58	19	270	4	45	19-40-0	270	4	45	1	21	0	21	2	6	0	8	449
* Oct 31	at Boston College	35	75	1	25	8	143	0	33	8-21-1	143	0	33	5	152	0	56	4	-4	0	7	218
* Nov 12	at Georgia Tech	47	161	2	16	4	97	0	58	4-13-0	97	0	58	1	13	0	13	1	8	0	5	258
* Nov 21	(12/12) North Carolina	47	240	3	31	13	205	1	32	13-26-0	205	1	32	0	0	0	0	4	-4	0	0	445
* Nov 28	at Virginia																					
	Opponent totals	435	1898	17	80	130	1914	14	58	130-271-8	1914	14	58	22	468	0	56	17	42	0	14	3812
	Virginia Tech	472	1750	14	63	185	2355	21	61	185-327-12	2355	21	61	27	571	0	82	25	127	1	31	4105

GAMES: 11

AVG/RUSH: 4.4

AVG/CATCH: 14.7

PASS EFFIC: 118.44

KR AVG: 21.3

PR AVG: 2.5

ALL PURPOSE AVG/GAME: 401.2

TOTAL OFFENSE AVG/GM: 346.5

DATE	OPPONENT	TACKLES				SACKS	FUMBLE		PASS DEFENSE			BLKD	PAT ATTEMPTS				
		SOLO	AST	TOTAL	TFL-YDS	NO-YDS	FF	FR-YDS	INT-YDS	QBH	BRK	KICK	KICK	RUN	RCV	SAF	PTS
Sep 07	(1/1) Ohio State	25	66	91	8.0-31	4.0-22	1	1-1	1-0	3	2	0	6-6	0	0	0	42
Sep 12	Furman	29	56	85	0.0-0	0.0-0	0	0-0	0-0	3	3	0	0-0	0	0	0	3
Sep 19	at Purdue	50	48	98	10.0-36	2.0-17	2	1-90	0-0	0	2	0	3-3	0	0	0	24
Sep 26	at East Carolina	27	64	91	4.0-11	1.0-6	0	0-0	1-9	2	3	0	5-5	0	0	0	35
* Oct 03	Pittsburgh	22	36	58	11.0-70	7.0-57	0	0-0	3-12	3	2	0	2-2	0	0	0	17
* Oct 09	NC State	22	44	66	4.0-11	1.0-3	0	0-0	0-0	3	3	0	1-1	0	0	0	13
* Oct 17	at Miami	38	24	62	6.0-25	3.0-14	1	1-0	3-14	1	3	0	3-3	0	0	0	30
* Oct 24	Duke	41	68	109	8.0-63	3.0-40	0	0-0	0-0	6	5	0	4-4	1	0	0	45
* Oct 31	at Boston College	54	20	74	11.0-56	4.0-36	2	1-0	1-0	0	2	0	1-1	0	0	0	10
* Nov 12	at Georgia Tech	45	14	59	4.0-19	1.0-13	1	1-0	1-32	0	6	0	3-3	0	0	0	21
* Nov 21	(12/12) North Carolina	42	50	92	9.0-30	5.0-22	1	1-0	2-0	2	5	1	3-3	0	0	0	30
* Nov 28	at Virginia																
	Opponent totals	394	492	886	75.0-352	31.0-230	8	6-91	12-67	23	36	1	31-31	1	0	0	270
	Virginia Tech	374	327	701	73.0-287	20.0-163	17	15-80	8-12	31	42	2	36-35	1	0	0	325

DATE	OPPONENT	PUNTING									FIELD GOALS			KICKOFFS				
		NO	YDS	AVG	LG	BLKD	TB	FC	50+	I20	ATT-MADE	LG	BLKD	NO	YDS	AVG	TB	OB
Sep 07	(1/1) Ohio State	3	116	38.7	45	0	0	1	0	1	1-0	0	0	7	440	62.9	2	1
Sep 12	Furman	7	255	36.4	45	0	0	3	0	3	1-1	49	0	2	110	55.0	0	0
Sep 19	at Purdue	7	296	42.3	69	1	0	1	1	1	1-1	34	0	4	255	63.8	2	0
Sep 26	at East Carolina	5	206	41.2	45	0	0	1	0	3	0-0	0	0	6	376	62.7	4	1
* Oct 03	Pittsburgh	6	233	38.8	46	0	3	0	0	0	2-1	45	1	4	259	64.8	3	0
* Oct 09	NC State	6	268	44.7	51	0	1	1	2	3	2-2	36	0	4	258	64.5	3	0
* Oct 17	at Miami	4	162	40.5	44	0	0	1	0	2	3-3	49	0	7	451	64.4	2	0
* Oct 24	Duke	5	211	42.2	53	0	0	3	1	3	5-3	41	0	5	325	65.0	1	0
* Oct 31	at Boston College	7	271	38.7	50	0	0	2	1	1	2-1	29	0	3	191	63.7	1	0
* Nov 12	at Georgia Tech	5	177	35.4	44	0	0	0	0	1	0-0	0	0	4	260	65.0	3	0
* Nov 21	(12/12) North Carolina	8	321	40.1	48	0	1	4	0	1	1-1	20	0	5	318	63.6	1	0
* Nov 28	at Virginia																	
	Opponent totals	63	2516	39.9	69	1	5	17	5	19	18-13	49	1	51	3243	63.6	22	2
	Virginia Tech	59	2493	42.3	60	1	9	14	13	17	26-18	48	0	60	3776	62.9	38	0

OFFENSE GAME-BY-GAME

RUSHING	NO-YDS/TD	OSU	FURMAN	PURDUE	ECU	PITT	NCST	UM	DUKE	BC	GT	UNC	VA
McMillian, TTB	166-880/5	6-26/0	6-98/0	9-55/0	5-30/0	6-14/0	11-96/1	16-99/0	29-142/2	33-105/0	24-135/2	21-80/0	
Motley, B QB	88-224/3	7-17/0	4-38/1	15-24/1	19-85/1	17--14/0	9-44/0	11-26/0	2-8/0	3--2/0	1--2/0	DNP	
Rogers, S FB	51-223/1	3-23/0	-	1-15/0	4-8/1	2-2/0	8-57/0	5-22/0	8-28/0	3-6/0	5-10/0	12-52/0	
Edmunds, Trey TB	45-174/2	11-23/0	9-41/1	9-72/0	5-8/1	2-5/0	-	3-13/0	5-12/0	-	1-0/0	-	
Coleman, J.C. TB	40-132/1	12-43/0	3-15/0	10-46/1	7-13/0	5-3/0	-	DNP	-	-	1-2/0	2-10/0	
Lawson, D QB	14-55/1	DNP	9-51/1	4-0/0	1-4/0	DNP	-	-	DNP	DNP	DNP	DNP	
McKenzie, STB	13-50/0	DNP	5-24/0	8-26/0	DNP	DNP	DNP	DNP	DNP	DNP	DNP	DNP	
Durkin, C QB	4-25/0	DNP	4-25/0	-	-	DNP	DNP	DNP	DNP	DNP	DNP	DNP	
Phillips, C WR	1-24/0	-	-	-	-	-	-	-	-	-	1-24/0	-	
Ford, I WR	3-22/0	-	1-7/0	-	1-10/0	-	-	-	-	-	1-5/0	-	
Stroman, G	7-12/0	1--4/0	-	-	-	-	4-9/0	-	1-4/0	1-3/0	-	-	
Hughes, A.J. P	1--4/0	-	-	-	-	-	1--4/0	-	-	-	-	-	
TEAM	7--7/0	-	-	-	-	1--1/0	3--2/0	-	-	1--2/0	1--1/0	1--1/0	
Brewer, M QB	32--60/1	4-0/0	DNP	DNP	DNP	DNP	DNP	-	8--12/0	5--29/0	4--8/0	11--11/1	

RECEIVING	NO-YDS/TD	OSU	FURMAN	PURDUE	ECU	PITT	NCST	UM	DUKE	BC	GT	UNC	VA
Ford, I WR	57-816/9	3-61/1	5-77/2	6-128/0	8-95/0	2-21/0	4-39/3	4-76/1	9-67/0	3-51/0	5-46/1	8-155/1	
Phillips, C WR	43-536/2	2-4/0	5-86/0	3-26/0	3-78/0	3-20/1	5-60/0	4-26/0	3-23/0	6-87/1	6-95/0	3-31/0	
Hodges, B TE	33-458/6	-	2-48/0	3-11/2	5-73/0	2-42/0	2-33/0	2-41/0	5-101/3	3-34/0	3-31/0	6-44/1	
Malleck, R TE	18-211/2	4-48/1	2-11/0	1-40/0	2-21/1	-	-	2-35/0	4-43/0	1-0/0	1-6/0	1-7/0	
Rogers, S FB	13-167/1	3-66/1	-	2-15/0	1-6/0	1-2/0	-	-	2-34/0	2-8/0	-	2-36/0	
McMillian, TTB	12-64/1	2-5/0	2-11/0	-	1-8/0	1-6/0	2-16/0	3-16/1	1-2/0	-	-	-	
Cline, K TE	3-38/0	-	1-31/0	-	-	-	-	2-7/0	-	DNP	DNP	DNP	
Brewer, M QB	1-14/0	-	DNP	DNP	DNP	DNP	DNP	-	-	1-14/0	-	-	
Asante, K WR	1-13/0	-	1-13/0	-	-	-	DNP	-	-	-	-	-	
Motley, B QB	1-13/0	-	-	1-13/0	-	-	-	-	-	-	-	DNP	
Coleman, J.C. TB	1-10/0	-	-	-	-	-	1-10/0	DNP	-	-	-	-	
Edmunds, Trey TB	1-8/0	1-8/0	-	-	-	-	-	-	-	-	-	-	
Knowles, D WR	1-7/0	DNP	1-7/0	-	DNP	DNP	DNP	DNP	DNP	DNP	DNP	DNP	

PASSING

#9 MOTLEY, B	ATT	COMP	INT	PCT	YARDS	TD	LONG	SACK	YDS	EFFIC
Ohio State	9	4	1	44.4	36	1	17	2	13	92.5
Furman	24	16	0	66.7	233	2	46	0	0	175.7
Purdue	24	15	0	62.5	220	2	61	2	17	167.0
East Carolina	35	20	1	57.1	281	1	60	1	6	128.3
Pittsburgh	20	9	3	45.0	91	1	28	7	57	69.7
NC State	28	14	0	50.0	158	3	27	1	3	132.8
Miami (FL)	23	14	2	60.9	136	1	35	3	14	107.5
Duke	1	0	0	0.0	0	0	0	0	0	0.0
TOTALS	164	92	7	56.1	1155	11	61	16	110	128.9

#12 BREWER, M	ATT	COMP	INT	PCT	YARDS	TD	LONG	SACK	YDS	EFFIC
Ohio State	16	11	0	68.8	156	2	51	2	9	191.9
Miami (FL)	4	3	1	75.0	65	1	33	0	0	244.0
Duke	45	24	0	53.3	270	3	36	3	40	125.7
Boston College	21	15	1	71.4	180	1	27	4	36	149.6
Georgia Tech	29	15	1	51.7	178	1	45	1	13	107.8
North Carolina	35	20	2	57.1	273	2	44	5	22	130.1
TOTALS	150	88	5	58.7	1122	10	51	15	120	136.8

#2 LAWSON, D	ATT	COMP	INT	PCT	YARDS	TD	LONG	SACK	YDS	EFFIC
Furman	7	3	0	42.9	51	0	31	0	0	104.1
Purdue	1	0	0	0.0	0	0	0	0	0	0.0
NC State	1	0	0	0.0	0	0	0	0	0	0.0
TOTALS	9	3	0	33.3	51	0	31	0	0	80.9

#1 FORD, I	ATT	COMP	INT	PCT	YARDS	TD	LONG	SACK	YDS	EFFIC
Duke	1	0	0	0.0	0	0	0	0	0	0.0
Boston College	1	1	0	100.0	14	0	14	0	0	217.6
TOTALS	2	1	0	50.0	14	0	14	0	0	108.8

#45 ROGERS, S	ATT	COMP	INT	PCT	YARDS	TD	LONG	SACK	YDS	EFFIC
Purdue	2	1	0	50.0	13	0	13	0	0	104.6
TOTALS	2	1	0	50.0	13	0	13	0	0	104.6

#TM TEAM	ATT	COMP	INT	PCT	YARDS	TD	LONG	SACK	YDS	EFFIC
Boston College	1	0	0	0.0	0	0	0	0	0	0.0
TOTALS	1	0	0	0.0	0	0	0	0	0	0.0

DEFENSE GAME-BY-GAME

TACKLES	UA-A	TOT	OSU	FURMAN	PURDUE	ECU	PITT	NCST	UM	DUKE	BC	GT	UNC	VA
Clark, C CB	53-35	88	3-6	7-6	5-0	4-1	4-5	8-2	6-3	2-5	6-0	3-2	5-5	
Clarke, D LB	39-30	69	2-0	4-3	4-1	4-1	4-5	1-6	4-2	3-5	7-1	3-1	3-5	
Motuapuaka, A LB	34-25	59	1-3	1-3	DNP	DNP	5-2	1-1	9-1	2-3	6-1	6-6	3-5	
Maddy, L DT	16-34	50	1-3	0-3	0-1	1-9	5-0	1-3	2-5	1-5	1-0	2-3	2-2	
Alexander, A ROV	33-17	50	3-0	-	7-0	3-6	7-1	5-2	4-2	4-5	DNP	0-1	-	
Nicolas, D DE	18-20	38	1-1	0-1	1-1	2-1	1-3	1-3	2-2	0-3	5-2	4-0	1-3	
Ekanem, K DE	15-19	34	-	1-3	3-0	1-1	-	3-6	0-3	1-2	2-0	3-2	1-2	
Baron, W DT	16-11	27	-	2-1	2-1	-	2-2	1-3	2-2	0-2	2-0	5-0	-	
Edmunds, Te ROV	12-15	27	-	0-1	1-0	0-3	4-1	2-5	1-0	0-2	0-1	-	4-2	
Vandyke, R OLB	14-12	26	3-2	1-5	0-1	-	-	4-1	4-1	0-1	2-0	-	0-1	
Facyson, B CB	15-11	26	1-1	0-1	1-0	-	3-0	2-2	1-1	3-2	1-1	0-1	3-2	
Frye, D FS	12-9	21	4-5	1-3	-	3-0	-	DNP	DNP	2-1	2-0	-	-	
Reynolds, M CB	14-7	21	1-1	-	1-0	4-0	0-1	2-0	1-1	5-3	-	-	0-1	
Riley, D FS	13-7	20	-	1-0	-	0-1	2-0	1-1	0-2	3-0	2-0	4-2	0-1	
Shegog, A ROV	9-9	18	-	-	1-0	0-1	-	0-1	-	-	3-0	2-2	3-5	
Stroman, G CB	12-6	18	0-2	1-0	3-1	2-3	-	-	-	-	1-0	-	5-0	
Huelskamp, S LB	7-6	13	-	1-1	1-0	5-5	DNP	DNP	DNP	DNP	DNP	DNP	DNP	
Marshall, C DT	6-6	12	0-2	1-0	-	2-1	-	DNP	DNP	-	DNP	0-1	3-2	
Mihota, V DT	1-8	9	0-2	0-2	-	-	-	-	0-2	0-1	DNP	-	1-1	
Greene, D FS	5-3	8	1-1	3-2	-	DNP	DNP	-	-	-	-	1-0	-	
Williams, N DT	5-2	7	-	-	-	-	1-0	-	0-2	-	-	3-0	1-0	
Fuller, K CB	3-4	7	1-1	1-3	1-0	DNP	DNP	DNP	DNP	DNP	DNP	DNP	DNP	
McKinnon, D LB	2-4	6	1-1	1-1	0-2	DNP	DNP	DNP	DNP	DNP	DNP	DNP	DNP	
Slye, J	2-3	5	1-0	-	0-1	0-1	1-0	-	-	0-1	-	-	-	
Edmunds, Trem LB	1-4	5	-	-	1-1	0-1	-	-	-	0-1	-	0-1	-	
Lydon, C LB	2-2	4	DNP	DNP	-	1-1	-	0-1	1-0	-	-	-	-	
Peoples, S	1-3	4	-	-	-	0-2	-	0-1	-	-	-	1-0	-	
Dooley, S DE	0-4	4	-	0-1	-	-	-	0-2	-	0-1	-	-	-	
Alleyne, J FS	2-1	3	DNP	-	1-0	-	-	-	-	0-1	1-0	-	-	
Sobczak, S DT	0-2	2	0-1	-	-	DNP	DNP	-	0-1	DNP	DNP	DNP	DNP	
Edmunds, Trey	2-0	2	-	-	-	-	-	-	-	-	2-0	-	-	
Rogers, S	1-1	2	-	-	-	-	-	-	1-0	0-1	-	-	-	
Malleck, R	1-1	2	-	-	-	-	-	1-0	-	-	-	-	0-1	
Caleb, J	0-1	1	DNP	0-1	-	-	-	-	-	-	-	-	-	
Ford, I	1-0	1	-	-	-	-	-	-	1-0	-	-	-	-	
Motley, B	1-0	1	1-0	-	-	-	-	-	-	-	-	-	DNP	
Newsome, D	1-0	1	-	-	-	-	DNP	1-0	-	DNP	DNP	DNP	DNP	
Conte, A	1-0	1	-	-	-	-	1-0	-	-	-	-	-	-	
Banks, E CB	0-1	1	DNP	0-1	DNP	DNP	DNP	DNP	DNP	DNP	DNP	DNP	DNP	
Moss, J LB	0-1	1	0-1	-	DNP	-	-	-	-	-	-	-	-	
Coleman, J.C.	0-1	1	-	-	-	-	0-1	-	DNP	-	-	-	-	
Phillips, C	1-0	1	-	-	-	-	-	-	1-0	-	-	-	-	
Hughes, A.J.	0-1	1	-	-	-	-	-	-	-	0-1	-	-	-	
D'Antuono, E	0-1	1	0-1	-	-	-	-	-	-	-	-	-	-	
Hansen, W	1-0	1	-	-	-	1-0	-	-	-	-	-	-	-	
Galante, J LB	1-0	1	DNP	-	DNP	-	-	-	-	-	1-0	-	-	
McMillian, T	1-0	1	-	-	-	-	1-0	-	-	-	-	-	-	

SACKS	UA-A	TOT	OSU	FURMAN	PURDUE	ECU	PITT	NCST	UM	DUKE	BC	GT	UNC	VA
Motuapuaka, A LB	2-2	3.0	-	-	DNP	DNP	1.0-16	0.5-4	-	-	1.0-6	0.5-6	-	
Clarke, D LB	2-2	3.0	-	1.0-6	DNP	-	1.0-3	1.0-7	-	-	-	-	-	
Baron, W DT	3-0	3.0	-	1.0-9	1.0-7	-	-	1.0-6	-	-	-	-	-	
Ekanem, K DE	2-1	2.5	-	-	-	-	-	1.5-5	-	-	-	1.0-7	-	
Marshall, C DT	2-1	2.5	-	1.0-11	-	-	-	DNP	DNP	-	DNP	0.5-5	1.0-15	
Maddy, L DT	2-0	2.0	-	-	-	-	1.0-8	-	1.0-8	-	-	-	-	
Clark, C CB	1-0	1.0	-	-	-	-	1.0-8	-	-	-	-	-	-	
Nicolas, D DE	1-0	1.0	-	-	-	-	-	-	-	-	1.0-12	-	-	
Fuller, K CB	1-0	1.0	-	-	1.0-6	DNP	DNP	DNP	DNP	DNP	DNP	DNP	DNP	
Huelskamp, S LB	1-0	1.0	-	-	-	1.0-8	DNP	DNP	DNP	DNP	DNP	DNP	DNP	

DEFENSE GAME-BY-GAME

TACKLES FOR LOSS	UA-A	TOT	OSU	FURMAN	PURDUE	ECU	PITT	NCST	UM	DUKE	BC	GT	UNC	VA
Clarke, D LB	6-7	9.5	-	2.5-9	-	-	2.5-5	2.0-8	-	-	2.5-8	-	-	
Motuapuaka, A LB	7-4	9.0	-	-	DNP	DNP	1.0-16	0.5-4	1.0-1	-	2.0-7	2.5-9	2.0-3	
Baron, W DT	7-2	8.0	-	2.5-13	1.0-7	-	1.0-1	1.5-7	-	-	1.0-1	1.0-2	-	
Ekanem, K DE	6-2	7.0	-	-	-	1.5-9	-	2.5-6	-	-	-	2.0-12	1.0-5	
Maddy, L DT	5-3	6.5	1.5-2	-	-	1.5-4	1.0-8	0.5-0	2.0-10	-	-	-	-	
Marshall, C DT	4-3	5.5	0.5-1	1.0-11	-	2.5-7	-	DNP	DNP	-	DNP	0.5-5	1.0-15	
Nicolas, D DE	5-1	5.5	-	-	-	-	-	-	1.0-2	-	3.5-23	-	1.0-5	
Reynolds, M CB	4-0	4.0	-	-	-	1.0-2	-	2.0-8	-	1.0-7	-	-	-	
Huelskamp, S LB	3-1	3.5	-	-	-	3.5-11	DNP	DNP	DNP	DNP	DNP	DNP	DNP	
Clark, C CB	1-4	3.0	0.5-0	-	-	-	1.5-8	-	-	0.5-1	-	-	0.5-1	
Vandyke, R OLB	2-0	2.0	1.0-1	-	-	-	-	1.0-1	-	-	-	-	-	
Edmunds, Te ROV	1-1	1.5	-	-	-	-	-	1.0-1	-	-	-	-	0.5-1	
Mihota, V DT	1-1	1.5	-	-	-	-	-	-	0.5-2	-	DNP	-	1.0-2	
Williams, N DT	1-1	1.5	-	-	-	-	-	-	0.5-1	-	-	1.0-1	-	
Fuller, K CB	1-0	1.0	-	-	1.0-6	DNP	DNP	DNP	DNP	DNP	DNP	DNP	DNP	
Lydon, C LB	1-0	1.0	DNP	DNP	-	1.0-3	-	-	-	-	-	-	-	
Facyson, B CB	1-0	1.0	-	-	-	-	-	-	-	1.0-1	-	-	-	
McKinnon, D LB	1-0	1.0	-	1.0-1	-	DNP	DNP	DNP	DNP	DNP	DNP	DNP	DNP	
Stroman, G CB	0-1	0.5	0.5-1	-	-	-	-	-	-	-	-	-	-	
Alexander, A ROV	0-1	0.5	-	-	-	-	-	-	-	0.5-1	DNP	-	-	

RETURNS GAME-BY-GAME

PUNT RETURNS	NO-YDS	OSU	FURMAN	PURDUE	ECU	PITT	NCST	UM	DUKE	BC	GT	UNC	VA
Stroman, G	24-93	1-0	1-0	5-36	2-0	1-2	2-4	2-1	2-2	4-28	2-6	2-24	
Edmunds, Te	1-19	-	-	1-19	-	-	-	-	-	-	-	-	

KICK RETURNS	NO-YDS	OSU	FURMAN	PURDUE	ECU	PITT	NCST	UM	DUKE	BC	GT	UNC	VA
Greene, D	13-322	1-18	-	2-116	DNP	DNP	1-25	3-58	2-26	1-25	1-19	2-35	
Coleman, J.C.	5-100	-	-	-	-	-	-	DNP	2-43	1-11	-	2-46	
McMillian, T	5-88	3-57	-	-	-	-	-	2-31	-	-	-	-	
Asante, K	4-61	-	2-28	-	1-17	1-16	DNP	-	-	-	-	-	

INT. RETURNS	NO-YDS	OSU	FURMAN	PURDUE	ECU	PITT	NCST	UM	DUKE	BC	GT	UNC	VA
Alexander, A	3-4	-	1-0	1-4	-	-	1-0	-	-	DNP	-	-	
Stroman, G	2-2	-	-	-	1-2	-	-	-	-	1-0	-	-	
Frye, D	1-0	1-0	-	-	-	-	DNP	DNP	-	-	-	-	
Motuapuaka, A	1-18	-	1-18	DNP	DNP	-	-	-	-	-	-	-	
Huelskamp, S	1-0	-	-	1-0	-	DNP	DNP	DNP	DNP	DNP	DNP	DNP	

FUMBLE RETURNS	NO-YDS	OSU	FURMAN	PURDUE	ECU	PITT	NCST	UM	DUKE	BC	GT	UNC	VA
Motuapuaka, A	1-34	-	-	DNP	DNP	-	-	-	-	1-34	-	-	
Clark, C	1-20	-	-	1-20	-	-	-	-	-	-	-	-	
Reynolds, M	1-17	-	-	-	1-17	-	-	-	-	-	-	-	
Edmunds, Te	1-9	-	-	-	-	1-9	-	-	-	-	-	-	

GAMES PLAYED

NO.	NAME	GP/GS	OSU	FURMAN	PURDUE	ECU	PITT	NCST	UM	DUKE	BC	GT	UNC	VA
36	Alexander, A	10/6	XXX	XXX	START	START	START	START	START	START	...	XXX	XXX	
17	Alleyne, J	10/-	...	XXX	XXX	XXX	XXX	XXX	XXX	XXX	XXX	XXX	XXX	
81	Asante, K	10/-	XXX	XXX	XXX	XXX	XXX	...	XXX	XXX	XXX	XXX	XXX	
5D	Banks, E	1/-	...	XXX	
60	Baron, W	11/5	XXX	XXX	START	XXX	XXX	START	START	START	START	XXX	XXX	
21	Brainard, M	10/-	XXX	XXX	XXX	XXX	XXX	XXX	XXX	XXX	XXX	...	XXX	
12	Brewer, M	6/5	START	XXX	START	START	START	START	
82	Burke, X	1/-	XXX	
8	Burns, D	2/-	...	XXX	XXX	
15	Caleb, J	10/-	...	XXX	XXX	XXX	XXX	XXX	XXX	XXX	XXX	XXX	XXX	
86	Carroll, C.J.	2/-	...	XXX	XXX	
61	Chung, K	4/1	XXX	XXX	XXX	START	
19	Clark, C	11/11	START	START	START	START	START	START	START	START	START	START	START	
40	Clarke, D	11/10	START	START	START	START	START	START	START	START	START	XXX	START	
89	Cline, K	8/-	XXX	XXX	XXX	XXX	XXX	XXX	XXX	XXX	
4	Coleman, J.C.	10/4	START	START	XXX	START	START	XXX	...	XXX	XXX	XXX	XXX	
72	Conte, A	11/11	START	START	START	START	START	START	START	START	START	START	START	
59	D'Antonio, E	11/11	START	START	START	START	START	START	START	START	START	START	START	
43	Dooley, S	11/-	XXX	XXX	XXX	XXX	XXX	XXX	XXX	XXX	XXX	XXX	XXX	
13	Durkin, C	3/-	...	XXX	XXX	XXX	
55	Eberly, J	3/-	...	XXX	XXX	XXX	
22	Edmunds, Te	11/7	XXX	XXX	XXX	XXX	START	START	START	START	START	START	START	
49	Edmunds, Trem	11/1	XXX	XXX	XXX	XXX	XXX	XXX	XXX	XXX	XXX	START	XXX	
14	Edmunds, Trey	11/-	XXX	XXX	XXX	XXX	XXX	XXX	XXX	XXX	XXX	XXX	XXX	
40	Ekanem, K	11/11	START	START	START	START	START	START	START	START	START	START	START	
31	Facyson, B	11/10	START	START	START	START	START	START	START	START	XXX	START	START	
1	Ford, I	11/10	START	START	START	START	START	START	START	START	XXX	START	START	
	Frye, D	9/3	START	START	XXX	XXX	XXX	XXX	START	XXX	XXX	
11	Fuller, K	3/3	START	START	START	
33	Galante, J	9/-	...	XXX	...	XXX	XXX	XXX	XXX	XXX	XXX	XXX	XXX	
64	Gallo, E	11/11	START	START	START	START	START	START	START	START	START	START	START	
23	Greene, D	9/-	XXX	XXX	XXX	XXX	XXX	XXX	XXX	XXX	XXX	
77	Hansen, W	11/11	START	START	START	START	START	START	START	START	START	START	START	
93	Haynes, J	11/-	XXX	XXX	XXX	XXX	XXX	XXX	XXX	XXX	XXX	XXX	XXX	
7	Hodges, B	11/11	START	START	START	START	START	START	START	START	START	START	START	
56	Huelskamp, S	4/2	XXX	XXX	START	START	
27	Hughes, A.J.	11/11	START	START	START	START	START	START	START	START	START	START	START	
29	Jones, G	10/-	XXX	XXX	...	XXX	XXX	XXX	XXX	XXX	XXX	XXX	XXX	
80	Knowles, D	2/-	...	XXX	XXX	
2Q	Lawson, D	5/-	...	XXX	XXX	XXX	...	XXX	XXX	
44	Lydon, C	9/-	XXX	XXX	XXX	XXX	XXX	XXX	XXX	XXX	XXX	
92	Maddy, L	11/11	START	START	START	START	START	START	START	START	START	START	START	
88	Malleck, R	11/11	START	START	START	START	START	START	START	START	START	START	START	
96	Marshall, C	8/4	XXX	START	XXX	START	START	XXX	...	XXX	START	
28	McKenzie, S	2/-	...	XXX	XXX	
38	McKinnon, D	3/-	XXX	XXX	XXX	
71	McLaughlin, J	11/11	START	START	START	START	START	START	START	START	START	START	START	
34	McMillian, T	11/5	XXX	XXX	START	XXX	XXX	XXX	START	XXX	START	START	START	
83	Meyer, C	10/-	XXX	XXX	XXX	XXX	XXX	XXX	...	XXX	XXX	XXX	XXX	
99	Mihota, V	10/-	XXX	XXX	XXX	XXX	XXX	XXX	XXX	XXX	...	XXX	XXX	
18	Minor, R	6/-	XXX	XXX	XXX	...	XXX	XXX	XXX	
66	Mitchell, B	1/-	...	XXX	
50	Moss, J	10/-	XXX	XXX	...	XXX	XXX	XXX	XXX	XXX	XXX	XXX	XXX	
9	Motley, B	10/6	XXX	START	START	START	START	START	START	XXX	XXX	XXX	...	
54	Motuapuaka, A	9/9	START	START	START	START	START	START	START	START	START	
20	Newsome, D	6/-	XXX	XXX	XXX	XXX	...	XXX	XXX	
90	Nicolas, D	11/11	START	START	START	START	START	START	START	START	START	START	START	
69	Nijman, Y	11/-	XXX	XXX	XXX	XXX	XXX	XXX	XXX	XXX	XXX	XXX	XXX	
67	Osterloh, P	10/-	XXX	XXX	XXX	XXX	XXX	XXX	XXX	...	XXX	XXX	XXX	
32	Peoples, S	11/-	XXX	XXX	XXX	XXX	XXX	XXX	XXX	XXX	XXX	XXX	XXX	
58	Pettit, C	1/-	...	XXX	
74	Pfaff, B	2/-	...	XXX	XXX	
5	Phillips, C	11/9	START	START	XXX	START	START	XXX	START	START	START	START	START	
52	Redman, D	11/-	XXX	XXX	XXX	XXX	XXX	XXX	XXX	XXX	XXX	XXX	XXX	
6	Reynolds, M	11/2	XXX	XXX	XXX	START	XXX	XXX	XXX	START	XXX	XXX	XXX	
2	Riley, D	11/1	XXX	XXX	XXX	XXX	XXX	XXX	XXX	XXX	XXX	START	XXX	
45	Rogers, S	11/4	XXX	XXX	START	XXX	XXX	START	XXX	START	START	XXX	XXX	
35	Santamaria, M	2/-	...	XXX	XXX	
24	Shegog, A	11/3	XXX	XXX	XXX	XXX	XXX	XXX	XXX	XXX	START	START	START	
46	Slye, J	11/11	START	START	START	START	START	START	START	START	START	START	START	
75	Smith, A	3/-	XXX	XXX	XXX	
91	Sobczak, S	5/-	XXX	XXX	XXX	XXX	XXX	
3	Stroman, G	11/5	START	XXX	START	START	XXX	START	XXX	XXX	XXX	XXX	START	
87	Taylor, C	3/-	...	XXX	XXX	XXX	
47	Taylor, Q	1/-	...	XXX	
57	Teller, W	11/10	START	START	START	START	START	XXX	START	START	START	START	START	
37	Vandyke, R	11/6	START	START	XXX	XXX	START	START	START	XXX	START	XXX	XXX	
41	Willenbrock, J	9/-	XXX	XXX	XXX	XXX	XXX	XXX	XXX	XXX	XXX	
2D	Williams, C	1/-	...	XXX	
95	Williams, N	11/-	XXX	XXX	XXX	XXX	XXX	XXX	XXX	XXX	XXX	XXX	XXX	
53	Young, T	4/-	XXX	XXX	XXX	XXX	

BY-QUARTER STATISTIC

3RD-DOWN CONVERSIONS

DATE	OPPONENT		SCORE	OVERALL	1ST QTR	2ND QTR	3RD QTR	4TH QTR	OT QTR
Sep 07	(1/1) Ohio State	L	24-42	8-17 47.1%	2-5 40.0%	3-5 60.0%	2-4 50.0%	1-3 33.3%	
Sep 12	Furman	W	42-3	4-12 33.3%	0-3 0.0%	1-4 25.0%	1-1 100.0%	2-4 50.0%	
Sep 19	at Purdue	W	51-24	7-16 43.8%	1-3 33.3%	2-3 66.7%	1-4 25.0%	3-6 50.0%	
Sep 26	at East Carolina	L	28-35	6-16 37.5%	1-3 33.3%	2-6 33.3%	2-4 50.0%	1-3 33.3%	
* Oct 03	Pittsburgh	L	13-17	4-13 30.8%	1-3 33.3%	1-3 33.3%	1-3 33.3%	1-4 25.0%	
* Oct 09	NC State	W	28-13	5-12 41.7%	0-3 0.0%	3-3 100.0%	1-3 33.3%	1-3 33.3%	
* Oct 17	at Miami	L	20-30	3-10 30.0%	1-2 50.0%	0-3 0.0%	1-3 33.3%	1-2 50.0%	
* Oct 24	Duke	L	43-45	11-22 50.0%	2-3 66.7%	2-6 33.3%	6-7 85.7%	0-3 0.0%	1-3 33.3%
* Oct 31	at Boston College	W	26-10	3-15 20.0%	0-2 0.0%	2-5 40.0%	0-3 0.0%	1-5 20.0%	
* Nov 12	at Georgia Tech	W	23-21	6-15 40.0%	1-3 33.3%	4-5 80.0%	1-5 20.0%	0-2 0.0%	
* Nov 21	(12/12) North Carolina	L	27-30	6-17 35.3%	2-5 40.0%	1-5 20.0%	2-3 66.7%	1-3 33.3%	0-1 0.0%
* Nov 28	at Virginia								
	Virginia Tech			63-165 38.2%	11-35 31.4%	21-48 43.8%	18-40 45.0%	12-38 31.6%	1-4 25.0%
	Opponents			50-154 32.5%	18-36 50.0%	14-42 33.3%	9-35 25.7%	8-38 21.1%	1-3 33.3%

4TH-DOWN CONVERSIONS

DATE	OPPONENT		SCORE	OVERALL	1ST QTR	2ND QTR	3RD QTR	4TH QTR	OT QTR
Sep 07	(1/1) Ohio State	L	24-42	0-0 0.0%	0-0 0.0%	0-0 0.0%	0-0 0.0%	0-0 0.0%	
Sep 12	Furman	W	42-3	2-2 100.0%	0-0 0.0%	1-1 100.0%	0-0 0.0%	1-1 100.0%	
Sep 19	at Purdue	W	51-24	0-1 0.0%	0-0 0.0%	0-0 0.0%	0-0 0.0%	0-1 0.0%	
Sep 26	at East Carolina	L	28-35	2-3 66.7%	1-1 100.0%	1-1 100.0%	0-0 0.0%	0-1 0.0%	
* Oct 03	Pittsburgh	L	13-17	0-1 0.0%	0-0 0.0%	0-0 0.0%	0-0 0.0%	0-1 0.0%	
* Oct 09	NC State	W	28-13	0-1 0.0%	0-0 0.0%	0-0 0.0%	0-0 0.0%	0-1 0.0%	
* Oct 17	at Miami	L	20-30	1-2 50.0%	0-0 0.0%	1-1 100.0%	0-1 0.0%	0-0 0.0%	
* Oct 24	Duke	L	43-45	1-1 100.0%	0-0 0.0%	0-0 0.0%	0-0 0.0%	1-1 100.0%	0-0 0.0%
* Oct 31	at Boston College	W	26-10	0-0 0.0%	0-0 0.0%	0-0 0.0%	0-0 0.0%	0-0 0.0%	
* Nov 12	at Georgia Tech	W	23-21	0-0 0.0%	0-0 0.0%	0-0 0.0%	0-0 0.0%	0-0 0.0%	
* Nov 21	(12/12) North Carolina	L	27-30	2-2 100.0%	0-0 0.0%	0-0 0.0%	0-0 0.0%	2-2 100.0%	0-0 0.0%
* Nov 28	at Virginia								
	Virginia Tech			8-13 61.5%	1-1 100.0%	3-3 100.0%	0-1 0.0%	4-8 50.0%	0-0 0.0%
	Opponents			8-16 50.0%	1-1 100.0%	1-2 50.0%	1-1 100.0%	5-12 41.7%	0-0 0.0%

TIME OF POSSESSION

DATE	OPPONENT		SCORE	OVERALL	1ST QTR	2ND QTR	3RD QTR	4TH QTR	OT QTR
Sep 07	(1/1) Ohio State	L	24-42	32:52	7:25	10:22	8:03	7:02	
Sep 12	Furman	W	42-3	29:22	6:21	6:32	7:01	9:28	
Sep 19	at Purdue	W	51-24	38:11	7:19	9:48	9:26	11:38	
Sep 26	at East Carolina	L	28-35	33:10	7:28	9:38	7:30	8:34	
* Oct 03	Pittsburgh	L	13-17	26:00	7:47	6:14	7:29	4:30	
* Oct 09	NC State	W	28-13	27:13	4:24	9:54	6:12	6:43	
* Oct 17	at Miami	L	20-30	27:52	7:41	5:02	9:06	6:03	
* Oct 24	Duke	L	43-45	36:51	5:52	7:03	13:20	10:36	0:00
* Oct 31	at Boston College	W	26-10	34:43	10:21	8:12	6:00	10:10	
* Nov 12	at Georgia Tech	W	23-21	30:07	4:41	8:51	10:31	6:04	
* Nov 21	(12/12) North Carolina	L	27-30	33:26	9:53	7:46	9:22	6:25	0:00
* Nov 28	at Virginia								
	Virginia Tech	Total		349:47	79:12	89:22	94:00	87:13	0:00
		Avg.		31:47	7:12	8:07	8:32	7:55	0:00
	Opponents	Total		310:13	85:48	75:38	71:00	77:47	0:00
		Avg.		28:12	7:48	6:52	6:27	7:04	0:00

Virginia Tech - 2015-16 Football Ranking Summary thru games 11/21/2015

Statistic	National Rank	Conference Rank	Value	National Leader	Value	Conference Leader	Value
3rd Down Conversion Pct (127 ranked)	74	8	0.382	Texas Tech	0.535	North Carolina	0.468
3rd Down Conversion Pct Defense (127 ranked)	21	4	0.325	Clemson	0.225	Clemson	0.225
4th Down Conversion Pct (127 ranked)	29	4	0.615	Oklahoma St.	1.000	Pittsburgh	0.833
4th Down Conversion Pct Defense (127 ranked)	59	9	0.500	Penn St.	0.167	Boston College	0.200
Blocked Kicks (73 ranked)	38	5	2	Temple	6	Pittsburgh	4
Blocked Kicks Allowed (127 ranked)	31	5	1	30 teams tied	0	4 teams tied	0
Blocked Punts (24 ranked)	24	4	1	Temple	5	Boston College	3
Blocked Punts Allowed (125 ranked)	66	9	1	65 teams tied	0	8 teams tied	0
Completion Percentage (127 ranked)	84	10	0.566	Western Ky.	0.733	Clemson	0.692
Defensive TDs (32 ranked)	14	2	3	Buffalo	7	Syracuse	4
Fewest Penalties (127 ranked)	119	13	88	Navy	33	Georgia Tech	36
Fewest Penalties Per Game (127 ranked)	119	13	8.00	Georgia Tech	3.27	Georgia Tech	3.27
Fewest Penalty Yards (127 ranked)	109	13	742	Navy	284	Georgia Tech	316
Fewest Penalty Yards Per Game (127 ranked)	106	13	67.45	Navy	28.40	Georgia Tech	28.73
First Downs Defense (127 ranked)	22	7	190	Clemson	145	Clemson	145
First Downs Offense (127 ranked)	75	9	220	Bowling Green	327	Clemson	274
Fumbles Lost (127 ranked)	38	5	6	Ohio	2	Miami (FL)	4
Fumbles Recovered (127 ranked)	1	1	15	Virginia Tech	15	Virginia Tech	15
Kickoff Return Defense (127 ranked)	65	8	21.27	Memphis	15.00	Florida St.	16.13
Kickoff Returns (127 ranked)	61	9	21.15	Tennessee	38.05	North Carolina St.	27.10
Net Punting (127 ranked)	41	7	38.49	Utah	43.44	Wake Forest	41.46
Passes Had Intercepted (127 ranked)	97	10	12	Navy	1	North Carolina St.	3
Passes Intercepted (127 ranked)	79	10	8	Arkansas St.	21	Louisville	15
Passing Offense (127 ranked)	74	9	214.1	Washington St.	406.9	Clemson	289.3
Passing Yards Allowed (127 ranked)	11	2	174.0	San Jose St.	149.6	Clemson	155.4
Passing Yards per Completion (127 ranked)	52	5	12.73	Army West Point	23.00	Georgia Tech	18.40
Punt Return Defense (127 ranked)	7	2	2.47	Oklahoma	0.70	Boston College	1.71
Punt Returns (127 ranked)	103	10	5.08	Texas A&M	19.68	Syracuse	16.94
Red Zone Defense (127 ranked)	79	8	0.853	Appalachian St.	0.588	Boston College	0.704
Red Zone Offense (127 ranked)	44	6	0.867	BYU	0.953	Syracuse	0.917
Rushing Defense (127 ranked)	73	11	172.5	Boston College	76.7	Boston College	76.7
Rushing Offense (127 ranked)	83	9	159.1	Ga. Southern	364.3	Georgia Tech	261.8
Sacks Allowed (127 ranked)	106	12	2.82	Air Force	0.09	North Carolina	1.09
Scoring Defense (127 ranked)	50	10	24.5	Wisconsin	12.4	Boston College	14.8
Scoring Offense (127 ranked)	64	7	29.5	Baylor	53.8	North Carolina	40.9
Tackles for Loss Allowed (127 ranked)	96	9	6.82	Georgia	3.55	Miami (FL)	3.91
Team Passing Efficiency (127 ranked)	67	9	130.92	Baylor	193.57	North Carolina	170.03
Team Passing Efficiency Defense (127 ranked)	40	5	118.44	Marshall	92.44	Clemson	97.55
Team Sacks (127 ranked)	83	10	1.82	Penn St. Arizona St.	4.00 4.00	Pittsburgh	3.36
Team Tackles for Loss (126 ranked)	49	7	6.6	Boston College	9.6	Boston College	9.6
Time of Possession (127 ranked)	32	5	31:47	Stanford	35:18	Pittsburgh	33:31
Total Defense (127 ranked)	30	7	346.5	Boston College	255.6	Boston College	255.6
Total Offense (127 ranked)	89	11	373.2	Baylor	644.1	Clemson	501.4
Turnover Margin (127 ranked)	36	4	0.45	San Diego St.	1.55	North Carolina Miami (FL)	1.00 1.00
Turnovers Gained (125 ranked)	13	1	23	San Diego St.	28	Virginia Tech North Carolina	23 23
Turnovers Lost (127 ranked)	72	7	18	Navy	6	Florida St. North Carolina St.	10 10
Winning Percentage (126 ranked)	73	9	0.455	Clemson Iowa	1.000 1.000	Clemson	1.000

Statistic	Player	National Rank	Conference Rank	Value	National Leader	Value	Conference Leader	Value
All Purpose (200 ranked)	Travon McMillian Isaiah Ford	120 193	11 16	93.82 76.18	Christian McCaffrey, Stanford	255.18	Dalvin Cook, Florida St.	168.20
Blocked Kicks (5 ranked)					4 players tied		3 Tylor Harris, Wake Forest Matt Milano, Boston College Chris Milton, Georgia Tech	2 2 2
Combined Kick Returns (200 ranked)	Der'Woun Greene	102	10	322	William Likely, Maryland	1,197	Brisly Estime, Syracuse	937
Completion Percentage (110 ranked)	Brenden Motley	84	11	0.561	Brandon Doughty, Western Ky.	0.728	Deshaun Watson, Clemson	0.701
Completions Per Game (100 ranked)					Luke Falk, Washington St.	38.00	Deshaun Watson, Clemson	21.91
Field Goal Percentage (111 ranked)	Joey Slye	70	9	0.720	Aidan Schneider, Oregon	0.950	Greg Huegel, Clemson	0.909
Field Goals Per Game (127 ranked)	Joey Slye	16	4	1.64	4 players tied	2.00	Michael Badgley, Miami (FL)	2.00
Forced Fumbles (29 ranked)	Andrew Motuapuaka	17	2	0.33	Carl Nassib, Penn St.	0.55	Ron Thompson, Syracuse	0.36
Fumbles Recovered (19 ranked)	Andrew Motuapuaka Dadi Nicolas Mook Reynolds Anthony Shegog	19 19 19 19	4 4 4 4	2 2 2 2	2 Kyler Fackrell, Utah St.	5	Kwontie Moore, Virginia Justin Simmons, Boston College Josh Sweat, Florida St.	3 3 3
Interceptions Per Game (135 ranked)	Adonis Alexander	52	6	0.3	Desmond King, Iowa Shawun Lurry, Northern Ill.	0.7 0.7	Artie Burns, Miami (FL) Justin Simmons, Boston College	0.5 0.5
Kickoff Return TDs (9 ranked)					4 players tied	3	Devon Edwards, Duke	3
Kickoff Returns (116 ranked)	Der'Woun Greene	32	5	24.8	Evan Berry, Tennessee	39.6	Devon Edwards, Duke	30.5
Passes Defended (31 ranked)					Shawun Lurry, Northern Ill. Jourdan Lewis, Michigan	1.9 1.9	M.J. Stewart, North Carolina	1.8
Passing Efficiency (110 ranked)	Brenden Motley	69	8	128.9	Baker Mayfield, Oklahoma	180.7	Deshaun Watson, Clemson	161.1
Passing TDs (151 ranked)	Brenden Motley Michael Brewer	85 93	9 12	11 10	Matt Johnson, Bowling Green	39	Deshaun Watson, Clemson	26
Passing Yards (130 ranked)	Brenden Motley Michael Brewer	116 120	13 14	1,155 1,122	Luke Falk, Washington St.	4,266	Deshaun Watson, Clemson	2,944
Passing Yards Per Game (130 ranked)	Brenden Motley	104	11	115.5	Luke Falk, Washington St.	387.8	Brad Kaaya, Miami (FL)	275.8
Passing Yards per Completion (110 ranked)	Brenden Motley	50	4	12.55	Taylor Lamb, Appalachian St.	15.06	Marquise Williams, North Carolina	14.56
Points Responsible For (193 ranked)	Joey Slye Brenden Motley	130 136	16 17	86 84	Matt Johnson, Bowling Green	252	Deshaun Watson, Clemson	192
Points Responsible For Per Game (200 ranked)	Brenden Motley Joey Slye	118 146	16 17	8.6 7.8	Matt Johnson, Bowling Green	22.9	Deshaun Watson, Clemson	17.5
Punt Return TDs (9 ranked)	Anthony Shegog	9	3	1	Cyrus Jones, Alabama	3	Brisly Estime, Syracuse Ryan Switzer, North Carolina	2 2
Punt Returns (51 ranked)	Greg Stroman	49	10	3.9	Christian Kirk, Texas A&M	24.4	Brisly Estime, Syracuse	18.1
Punting (103 ranked)	A.J. Hughes	38	7	43.0	Michael Carrizosa, San Jose St.	47.9	Riley Dixon, Syracuse	44.7
Receiving TDs (140 ranked)	Isaiah Ford Bucky Hodges	15 58	1 5	9 6	Corey Coleman, Baylor	20	Isaiah Ford, Virginia Tech	9
Receiving Yards (200 ranked)	Isaiah Ford Cam Phillips	43 162	1 16	816 536	Roger Lewis, Bowling Green	1,342	Isaiah Ford, Virginia Tech	816
Receiving Yards Per Game (200 ranked)	Isaiah Ford Cam Phillips	46 163	2 16	74.2 48.7	Josh Doctson, TCU	132.7	Tyler Boyd, Pittsburgh	80.3
Receptions Per Game (200 ranked)	Isaiah Ford Cam Phillips	57 133	5 11	5.2 3.9	Tajae Sharpe, Massachusetts	9.5	Tyler Boyd, Pittsburgh	8.0
Rush Yards Per Carry (156 ranked)	Travon McMillian	61	6	5.30	Matt Breida, Ga. Southern	8.23	Dalvin Cook, Florida St.	7.97
Rushing TDs (150 ranked)	Travon McMillian	150	16	5	Derrick Henry, Alabama	21	Dalvin Cook, Florida St.	16
Rushing Yards (200 ranked)	Travon McMillian	54	5	880	Leonard Fournette, LSU	1,582	Dalvin Cook, Florida St.	1,475
Rushing Yards Per Game (200 ranked)	Travon McMillian	63	5	80.0	Leonard Fournette, LSU	158.2	Dalvin Cook, Florida St.	147.5
Sacks (69 ranked)					Carl Nassib, Penn St.	1.41	Ejuan Price, Pittsburgh	1.05
Scoring (194 ranked)	Joey Slye Isaiah Ford	58 194	7 19	7.8 4.9	Kenneth Dixon, Louisiana Tech	13.3	Dalvin Cook, Florida St.	10.2
Solo Tackles (61 ranked)					Fish Smithson, Kansas	7.8	Quin Blanding, Virginia	5.8
Tackles For Loss (44 ranked)					Carl Nassib, Penn St.	1.8	Shaq Lawson, Clemson	1.7
Total Interceptions (50 ranked)	Adonis Alexander	50	6	3	Desmond King, Iowa Shawun Lurry, Northern Ill.	8 8	Artie Burns, Miami (FL) Justin Simmons, Boston College	5 5
Total Offense (200 ranked)	Brenden Motley Travon McMillian	112 183	13 18	137.9 80.0	Trevone Boykin, TCU	402.3	Deshaun Watson, Clemson	326.0
Total Tackles (148 ranked)	Chuck Clark	82	9	8.0	Kentrell Brothers, Missouri	12.7	Micah Kiser, Virginia	9.7
Yards per Pass Attempt (110 ranked)	Brenden Motley	70	9	7.04	Baker Mayfield, Oklahoma	9.75	Marquise Williams, North Carolina	9.42
Yards per Reception (200 ranked)	Isaiah Ford Bucky Hodges	120 147	14 18	14.32 13.88	Mack Hollins, North Carolina	26.30	Mack Hollins, North Carolina	26.30

VIRGINIA WEEK MEDIA SCHEDULE

MONDAY 23	TUESDAY 24	WEDNESDAY 25	THURSDAY 26	FRIDAY 27	SATURDAY 28	SUNDAY 29
Press Luncheon 12-1:30 p.m. Selected players along with Coach Frank Beamer and additional asst. coaches	ACC Teleconference Beamer at 11:40 a.m. Media Interviews Approximately 6:15 p.m. DC Bud Foster, requested asst. coaches, and offensive and defensive players	No availability	No availability	No availability	GAME DAY Noon ET Virginia Tech at Virginia Postgame Coaches Beamer, Foster, Loeffler and selected players	No availability

VIRGINIA TECH MEDIA INFORMATION

MONDAY - PRESS LUNCHEON

Mondays, media members are invited to the Shott Media Center, which is located on the bottom level of the South End Zone, to take part in a joint press conference with selected players, Coach Frank Beamer and additional assistant coaches in the home interview room. A light lunch is served at noon with the interviews normally beginning at 12:30 p.m., with Coach Beamer being at the podium at approximately 1 p.m. The players and coaches who come to Monday's media luncheon will not be available post-practice on Tuesday.

A video feed of the press conference is available for free, both live and archived, on hokiesports.com. Media may watch this feed outside of the Shott Media Center, but can not ask questions.

Media may ONLY park in the softball/track lot without a visitor's pass. Tickets will be the responsibility of the offender.

TUESDAY - MEDIA INTERVIEWS

Tuesdays, offensive and defensive players along with assistant coaches will be available post practice. These interviews will take place outside the Veatch Family Lounge at approximately 6:15 p.m. Most weeks, defensive coordinator Bud Foster is available this day and will speak first for 10 minutes and then the coaches and players will be available for 20 minutes after that.

Media are asked to wait in the basketball work area located in Cassell Coliseum until a member of the Strategic Communications staff brings the media members to the lounge area.

Media coming for campus for post-practice interviews do not need a visitor's parking pass (after 5 p.m.). If members plan to come on campus during normal business hours (8 a.m. to 5 p.m.), they must stop at the Visitor's Center and get a parking pass. Tickets will be the responsibility of the offender.

WEDNESDAY - ACC TELECONFERENCE

The ACC football coaches will be featured on a weekly teleconference, beginning Wednesday, Aug. 27 and continuing each Wednesday until Nov. 25. Each coach will be available for 10 minutes, with Coach Frank Beamer scheduled to start at 11:40.

Members of the media can secure the number by contacting the ACC office at (336) 851-6062

ACC VIDEO CLIP SERVICE

ACC Advanced Media will utilize the ACC Video Clip Service (AVCS) to provide football highlights and press conference excerpts to broadcast media across the conference footprint. This service will provide video content to media outlets in a more timely fashion, in an easy to access and download format, at no cost. To register for the AVCS contact Scott McBurney, Assistant Commissioner/ACC Advanced Media, at smcburney@theacc.org or call 336.369.4646.

WWW.HOKIESPORTS.COM

The official web site of Virginia Tech athletics is home to all the football knowledge you need. Schedules, results, rosters, bios, stats, general releases and game notes can be found here and are always up to date. The Gameday section (only available for home games) has live stats, radio and television coverage information and other pertinent information.

HOKIESPORTS.COM/MEDIA

This media-only, password-protected web site is designed to make the media's job easier. Here you will find high-resolution, color head shots of every Tech football player and coach available to download, along with logos and other information.

HOKIESPORTS.COM/MEDIA/CREDENTIALS

Tech's online site to request single-game press box or photo credentials. No email requests please!

WWW.THEACC.COM

Updated standings, results, schedules, stats and notes are on the site each week during the season.

WWW.COLLEGEPRESSBOX.COM

collegepressbox.com is the official media web site for ACC football. Access and download weekly game notes, quotes, stats, media guides and more for the conference and each of its 12 member schools. Login information will be distributed to accredited media or you can apply for a password by sending an e-mail to password@collegepressbox.com.

WHO TO CONTACT

STRATEGIC COMMUNICATIONS OFFICE

21 Beamer Way
 Room 460, Jamerson Athletic Center
 Blacksburg, Va. 24061
 Office: (540) 231-6726 • Fax: (540) 231-6984

Virginia Tech Football Contacts

Requests for Coaches, Players, Credentials

Associate AD, Strategic Communications

Pete Moris

540.231.9965 | morisvt@vt.edu

Assistant Director, Strategic Communications

Marc Mullen

540.231.1894 | marcm@vt.edu

Strategic Communications Assistant

Evan Nicely

540.231.1494 | enically@vt.edu

Requests for Photographs

Director, Photography and Design

Dave Knachel

540.231.1838 | dknachel@vt.edu

Requests for Virginia Tech Radio

Assistant Director of Broadcast Services

Andrew Allegretta

540.961.7604 ext. 5 | andrew.allegretta@img.com

VIRGINIA TECH FOOTBALL ON SOCIAL MEDIA



FACEBOOK

facebook.com/hokiesports



TWITTER

@VT_Football



INSTAGRAM

[vthokiefootball](https://www.instagram.com/vthokiefootball)



SNAPCHAT

vtfootball