



VIRGINIA

2012-13 CAVALIER MEN'S BASKETBALL GAME NOTES

2012-13 Schedule/Results

11/9	at George Mason	[MASN]	L, 63-59
11/12	FAIRFIELD ¹	[ESPN3]	W, 54-45
11/13	DELAWARE ¹	[ESPN3]	L, 59-53
11/17	SEATTLE	[ESPN3]	W, 83-43
11/19	LAMAR ¹		W, 63-44
11/20	NORTH TEXAS ¹		W, 80-64
11/28	at Wisconsin ²	[ESPN2]	W, 60-54
12/1	GREEN BAY	[RSN]	W, 67-51
12/5	TENNESSEE	[ESPN3]	W, 46-38
12/8	MISS. VALLEY STATE	[ESPN3]	W, 67-39
12/19	MORGAN STATE	[ESPN3]	W, 75-57
12/22	vs. Old Dominion ³	[NBCSN]	L, 63-61
12/30	WOFFORD	[RSN]	W, 74-39
1/6	NORTH CAROLINA *	[ESPNU]	W, 61-52
1/9	at Wake Forest *	[RSN]	L, 55-52
1/12	at Clemson *	[ACCN]	L, 59-44
1/19	FLORIDA STATE *	[ACCN]	W, 56-36
1/24	at Virginia Tech *	[ACCN]	W, 74-58
1/26	BOSTON COLLEGE *	[RSN]	W, 65-51
1/29	#19 NC STATE *	[ESPN2]	W, 58-55
2/3	at Georgia Tech *	[ESPNU]	L, 66-60
2/7	CLEMSON *	[ESPN2]	W, 78-41
2/10	at Maryland *	[ACCN]	W, 80-69
2/12	VIRGINIA TECH *	[ESPNU]	W, 73-55
2/16	at North Carolina *	[ACCN]	L, 93-81
2/19	at #2 Miami *	[ESPNU]	L, 54-50
2/24	GEORGIA TECH *	[ACCN]	W, 82-54
2/28	#3 DUKE *	[ESPN]	W, 73-68
3/3	at Boston College *	[ACCN]	L, 53-52
3/7	at Florida State *	[ESPN2]	L, 53-51
3/10	MARYLAND *	[ESPNU]	6 p.m.
3/14-17	at ACC Tournament, Greensboro, N.C.		

* ACC game

¹ NIT Season Tip-Off, Charlottesville, Va.

² ACC/Big Ten Challenge, Madison, Wis.

³ Governor's Holiday Hoops Classic, Richmond, Va.

[MASN] - Mid-Atlantic Sports Network

[NBCSN] - NBC Sports Network

[ACCN] - ACC Network

[RSN] - Regional Sports Networks

All Times Eastern

Rankings are Associated Press

1-6

BY THE NUMBERS

Virginia is 1-6 in games decided by four points or less. The Cavaliers have been edged by Boston College (53-52) and Florida State (53-51) in their last two outings. Virginia's lone win in a game decided by four points or less was a 58-55 win over No. 19 NC State at John Paul Jones Arena on Jan. 29.

Game #31 - March 10, 2013

Charlottesville, Va. • John Paul Jones Arena (14,593) • 6 p.m. •

Twitter: @UVMensHoops & @erichjbacher



Virginia (20-10, 10-7 ACC) vs. Maryland (20-10, 8-9 ACC)

VIRGINIA (Dave Koehn, Ted Jeffries)

(Carter Blackburn, Jay Williams, Paul Carcaterra) Online: **ESPN 3**

FOR OPENERS

- Virginia concludes regular season ACC play against Maryland.
- Virginia has won 16 consecutive home games and its 17 home wins are a school record.
- The Cavaliers are fifth in the ACC at 10-7, while Maryland is tied for sixth with Florida State at 8-9.
- Virginia has a four-game winning streak against Maryland dating back to March 5, 2011.
- The Cavaliers rank fourth nationally in scoring defense at 54.4 points per game as of March 8.
- Virginia has posted back-to-back 20-win seasons for the first time since 1991-92 and 1992-93.
- Junior guard Joe Harris is the only player in the ACC ranked in the top 10 in 3-point field goal percentage (2nd), free throw percentage (7th) and field goal percentage (8th).
- Virginia has improved its ACC record in each of the last four seasons (5 wins in 2009-10, 7 wins in 2010-11, 9 wins in 2011-12 and 10 wins in 2012-13).
- Virginia has held its ACC opponents under 60 points in 13 of 17 games.

A WIN VS. MARYLAND WOULD:

- Give Virginia its second straight two-game season series sweep against Maryland.
- Give the Cavaliers their first five-game winning streak against the Terrapins since Jan. 29, 1992-Feb. 2, 1994.
- Give UVa 21 wins, tying for the second-most since 2006-07.
- Give Virginia its most ACC wins since winning 11 in 2006-07.

ALL-TIME VS. MARYLAND

- Maryland holds a 106-72 advantage against Virginia in a series that dates back to the 1912-13 season.
- Virginia is 44-41 against the Terrapins in Charlottesville, including a 4-2 mark at JPJ.
- The Cavaliers defeated Maryland, 80-69, in the first meeting this season on Feb. 10 in College Park.

LAST TIME VS. MARYLAND

- Virginia defeated Maryland on Feb. 10 for its third straight win against the Terrapins in College Park.
- Joe Harris scored 22 points and Justin Anderson had a career-best 17 points.
- Akil Mitchell added 13 points and Paul Jespersion had a career-high 12 points on four 3-pointers.
- Virginia shot 11-of-19 from 3-point range.
- The Cavaliers became the first team to rebound Maryland this season, enjoying a 34-29 rebound margin.

Starting Lineup at Florida State (3/7/13)

G	1	Jontel Evans	Sr.	4.6 ppg	2.5 rpg	5.1 apg
• Ranks second in the ACC with 5.5 assists per game in 17 league games						
G	12	Joe Harris	Jr.	17.1 ppg	4.0 rpg	2.2 apg
• Had a career-high 36 points vs. Duke (2/28/13)						
G	2	Paul Jespersion	So.	5.2 ppg	2.3 rpg	1.0 apg
• Has made at least one 3-pointer in 10 consecutive games						
F	25	Akil Mitchell	Jr.	13.0 ppg	8.9 rpg	1.2 spg
• Has 10 double-doubles this season and 11 career						
F	23	Justin Anderson	Fr.	6.6 ppg	3.1 rpg	2.2 apg
• Leads UVa freshmen in scoring, rebounding, assists and blocked shots						

Virginia Athletics Media Relations • 154 John Paul Jones Arena, PO Box 400853, Charlottesville, VA 22904 • Office: (434) 982-5500 • Fax: (434) 982-5525

Erich Bacher (Primary Men's Basketball Contact)
Steve Kirkland (Secondary Men's Basketball Contact)

Office: (434) 982-5530
Office: (434) 982-5535

Cell: (720) 318-5538
Cell: (434) 825-5241

Email: bacher@virginia.edu
Email: skirkland@virginia.edu

National Rankings

ASSOCIATED PRESS (Monday, March 4)

1	Gonzaga (51)	29-2	1,607
2	Indiana (7)	25-4	1,517
3	Duke (5)	25-4	1,471
4	Kansas	25-4	1,433
5	Georgetown (2)	23-4	1,384
6	Miami (FL)	23-5	1,245
7	Michigan	24-5	1,240
8	Louisville	24-5	1,217
9	Kansas State	24-5	1,040
10	Michigan State	22-7	1,006
11	Florida	23-5	993
12	New Mexico	25-4	950
13	Oklahoma State	22-6	833
14	Ohio State	21-7	763
15	Marquette	21-7	687
16	Saint Louis	23-5	675
17	Syracuse	22-7	589
18	Arizona	23-6	394
19	Oregon	23-6	332
20	Pittsburgh	23-7	326
21	Virginia Commonwealth	23-6	277
22	Wisconsin	20-9	217
23	UCLA	22-7	196
24	Notre Dame	22-7	164
25	Memphis	25-4	149

Others receiving votes: **North Carolina 109**, Louisiana Tech 103, Saint Mary's 47, UNLV 43, California 33, Butler 26, Illinois 25, Minnesota 10, Creighton 7, Middle Tennessee 5, Akron 4, Missouri 4, Belmont 3, Colorado State 1

USA TODAY COACHES (Monday, March 4)

1	Gonzaga (29)	29-2	773
2	Indiana	25-4	710
3	Kansas (1)	25-4	707
4	Duke	25-4	668
5	Georgetown	23-4	649
6	Louisville (1)	24-5	614
7	Miami (FL)	23-5	568
8	Michigan	24-5	566
9	Florida	23-5	522
10	Kansas State	24-5	494
11	New Mexico	25-4	453
12	Michigan State	22-7	430
13	Ohio State	21-7	399
14	Oklahoma State	22-6	366
15	Saint Louis	23-5	338
16	Syracuse	22-7	277
17	Marquette	21-7	253
18	Arizona	23-6	233
19	Virginia Commonwealth	23-6	173
20	Memphis	25-4	172
21	Wisconsin	20-9	135
22	Pittsburgh	23-7	118
23	Saint Mary's	26-5	84
24	Notre Dame	22-7	73
25	Oregon	23-6	59

Others receiving votes: Middle Tennessee 51, UCLA 42, Louisiana Tech 41, **North Carolina 28**, Butler 18, Creighton 10, UNLV 9, Oklahoma 7, San Diego State 7, Illinois 6, Akron 6, Colorado State 5, Belmont 4, Minnesota 3, **VIRGINIA 2**, California 2

2012-13 Opponents in Bold

LAST TIME OUT

- Florida State beat Virginia, 53-51, in Tallahassee on Thursday, March 7.
- Akil Mitchell recorded his 10th double-double with team highs in points (15) and rebounds (12).
- Joe Harris added 13 points, reaching double figures in scoring for the 27th time.
- Mike Tobey had 12 points and matched a career high with seven rebounds.
- Virginia outrebounded Florida State, 33-25, and had 15 offensive rebounds.
- The Cavaliers were just 2-of-14 (14.3%) from 3-point range.

EMBRACE THE PACE

- The Cavaliers rank in the top six nationally in four defensive categories: points per game (4th), assists per game (5th), fouls per game (6th) and possessions per 40 minutes (6th) as of March 8.
- The Cavaliers have held 23 of their 30 opponents under 60 points this season.
- Virginia has held eight opponents under 50 points this season.
- The Cavaliers have held four opponents (Tennessee, Mississippi Valley State, Wofford and Florida State) under 40 points this season.
- UVa has held its opponent under 43 percent shooting from the field in 19 of 30 games.
- The Cavaliers have held an opponent under 20 points in a half eight times this season:

10, 1st half, vs. Clemson, Feb. 7, 2013

13, 1st half, vs. Seattle, Nov. 17, 2012

15, 2nd half, vs. Fairfield, Nov. 12, 2012

15, 1st half vs. Florida State, Jan. 19, 2013

16, 1st half, vs. Tennessee, Dec. 5, 2012

17, 2nd half, vs. MVSU, Dec. 8, 2012

17, 1st half, vs. Wofford, Dec. 30, 2012

18, 1st half, vs. Lamar, Nov. 19, 2012

NATIONAL DEFENSIVE RANKINGS

Points/Game	54.5	4th
Assists/Game	8.9	5th
Fouls/Game	14.7	6th
Possessions/40 Minutes	60.6	6th

HEAD COACH TONY BENNETT

- Head coach Tony Bennett has posted a 73-51 mark in four seasons at UVa.
- Bennett has a 142-84 career record in seven seasons of collegiate coaching, including a 31-34 mark in ACC action.
- Bennett is 4-3 vs. Maryland as head coach of Virginia.
- Bennett guided the Cavaliers to their first NCAA Tournament since 2007 last season with a 22-10 record, and UVa's 22 wins were its most since 25 in 1994-95.
- Bennett has led Virginia to a pair of 20-win seasons.
- UVa's 10 ACC wins in 2012-13 are its most since 11 in 2006-07.
- Bennett is one of 18 Division I head coaches who played in the NBA.

NO ORDINARY JOE

- Joe Harris is averaging a career-high 17.1 points, 4.0 rebounds and 2.2 assists per game.
- Harris ranks second all-time at UVa in career 3-point shooting accuracy at 41.8 percent.
- Harris ranks sixth on UVa's career 3-pointer list with 183.
- Harris ranks 33rd at UVa with 1,197 career points.
- Harris' 69 3-pointers this season are tied for ninth with Harold Deane (1994-95) for ninth on Virginia's single-season list.
- Harris has led UVa in scoring 31 times and has scored in double figures 63 times in 93 career games.
- Harris has led UVa in scoring 19 times this season and has nine 20-point games (20 vs. Delaware, 22 at Wisconsin, 20 vs. Green Bay, 22 vs. NC State, 21 vs. Clemson, 22 at Maryland, 26 vs. Virginia Tech, 27 at North Carolina and a career-high 36 vs. Duke).

AKIL HAS A FEEL

- Akil Mitchell is averaging a career-high 13.0 points and 8.9 rebounds per game.
- Mitchell has 10 double-doubles this season (15-13 vs. Delaware, 14-16 vs. Seattle, 11-10 at Wisconsin, 13-12 vs. Tennessee, 15-12 vs. Morgan State, 10-10 at Wake Forest, 14-12 vs. NC State, 13-12 at Georgia Tech, 19-12 vs. Duke and 15-12 at Florida State).
- Mitchell has scored in double figures in 23 of 30 games.
- Mitchell has scored a career-high 20 points vs. Green Bay (12/1/12) and Mississippi Valley State (12/8/12) and an ACC high of 19 points vs. Duke (2/28/13).
- Mitchell has led UVa in rebounds in 23 games.
- Mitchell has led UVa in scoring in seven games.

ACC INDIVIDUAL RANKINGS (AS OF MARCH 8)

- Joe Harris ranks second in the ACC in scoring (17.1 ppg) and 3-point shooting accuracy (45.1%), fifth in made 3-point field goals per game (2.3), seventh in free throw percentage (78.2%) and eighth in field goal percentage (49.1%).
- Akil Mitchell ranks third in rebounding (8.9 rpg) and defensive rebounds per game (6.2), tied for fourth in field goal percentage (54.7%), seventh in offensive rebounds per game (2.7) and 18th in scoring (13.0 ppg).

ACC NOTES

- The Cavaliers rank first in the ACC in scoring defense (54.5) and second in field goal percentage defense (39%), 3-point field goal percentage defense (30.5%), 3-point field goal percentage (39.5%) and scoring margin (+10.4).
- In 17 ACC games, Joe Harris ranks second in scoring (18.6 ppg) and 3-point field goal percentage (44.1%), fourth in free throw percentage (80.5%) and fifth in made 3-point field goals per game (2.4) and field goal percentage (50.5%).
- Akil Mitchell ranks first in field goal percentage (56.1%), fourth in rebounding (8.7 rpg), tied for fifth in steals (1.3 spg) and 18th in scoring (12.8 ppg).
- Jontel Evans ranks second in assists at 5.5 per game.
- Harris has led UVa in scoring in eight of the last 11 ACC games and 11 of 17 overall.

RECORDS WATCH

- Jontel Evans needs five assists to pass Cory Alexander (1992-95) for eighth on UVa's career list.
- Evans needs 18 steals to tie Sammy Zeglinski (2008-12) for 10th on UVa's career list.
- Joe Harris needs 18 3-pointers to pass Sammy Zeglinski (2008-12) for fifth on UVa's career list.
- Harris needs 22 points to pass Jim Miller (1982-85) for 32nd on UVa's career list.

FOUNTAIN OF YOUTH

- Five Virginia freshmen (Justin Anderson, Taylor Barnette, Teven Jones, Evan Nolte and Mike Tobey) have started at least one game this season.
- Anderson leads the newcomers in scoring at 6.6 points per game, followed by Tobey (6.2), Nolte (6.2), Jones (2.7) and Barnette (2.6).
- UVa freshmen are averaging 22.1 points per game, which marks the most since Cavalier freshmen averaged 27.3 ppg in 2003-04.
- Three different freshmen have led UVa in scoring six times:
 - Mike Tobey (19) vs. Wofford (12/30/12)
 - Evan Nolte (18) at Virginia Tech (1/24/13)
 - Mike Tobey (17) vs. Seattle (11/17/12)
 - Justin Anderson (16) vs. Boston College (1/26/13)
 - Justin Anderson (14) vs. North Texas (11/20/12)
 - Mike Tobey (14) at Wake Forest (1/9/13)
- A freshman has led UVa in rebounding four times:
 - Justin Anderson (9) at Maryland (2/10/13)
 - Justin Anderson (9) vs. North Texas (11/20/12)
 - Evan Nolte (7) vs. Florida State (Jan. 19, 2013)
 - Mike Tobey (6) and Evan Nolte (6) vs. Wofford (Dec. 30, 2012)
- UVa started three freshmen (Anderson, Tobey and Barnette) in a game vs. George Mason for the first time in school history.

ANDERSON NAMED ACC ROOKIE OF THE WEEK

- Justin Anderson earned ACC Rookie of the Week honors Feb. 11 after averaging 15.5 points, 5.0 rebounds, 2.5 assists and 1.5 steals in wins over Clemson and Maryland (2/10/13).
- He became Virginia's first ACC Rookie of the Week since K.T. Harrell in 2010-11.

CARRYING ON WITH OR WITHOUT DARION

- Forward Darion Atkins has missed eight of the last 14 games with a right leg injury.
- Atkins has started 12 games and is averaging 5.3 points, 3.6 rebounds and 1.1 blocks per game.
- He scored a career-best 17 points vs. Morgan State (12/19/12) and grabbed a career-high 11 rebounds vs. Green Bay (12/1/12).
- UVa is 9-3 with Atkins in the starting lineup.
- Atkins led UVa with 19 blocked shots last year and ranks second with 25 this season.

UVa Records Watch
CAREER ASSISTS

Name	Career Assists
1. John Crotty (1988-91)	683
2. Jeff Jones (1979-82)	598
3. Sean Singletary (2005-08)	587
4. Donald Hand (1998-01)	529
5. Othell Wilson (1981-84)	493
6. Harold Deane (1994-97)	468
7. John Johnson (1985-88)	426
8. Cory Alexander (1992-95)	401
9. Jontel Evans (2010-pres.)	397
10. Barry Parkhill (1971-73)	369

CAREER STEALS

Name	Career Steals
1. Othell Wilson (1981-84)	222
2. Sean Singletary (2005-08)	200
3. Jeff Jones (1979-82)	189
Chris Williams (1999-02)	189
5. Harold Deane (1994-97)	179
Donald Hand (1998-01)	179
7. Bryant Stith (1989-92)	177
8. Richard Morgan (1986-89)	160
9. Adam Hall (1999-02)	157
10. Sammy Zeglinski (2008-12)	156
* Jontel Evans (2010-pres.)	138

CAREER 3-POINTERS

Name	Career 3FGs
1. Curtis Staples (1995-98)	413
2. Harold Deane (1994-97)	237
3. Sean Singletary (2005-08)	222
4. J.R. Reynolds (2004-07)	221
5. Sammy Zeglinski (2008-12)	200
6. Joe Harris (2011-pres.)	183

**CAREER 3FG PERCENTAGE
(MIN 100 3FG MADE)**

Name	FG-FGA	FG%
1. Keith Friel (2000-01)	107-254	.421
2. Joe Harris (2011-pres.)	183-438	.418
3. Todd Billet (2003-04)	156-398	.392
4. Curtis Staples (1995-98)	413-1079	.383
5. Roger Mason, Jr. (2000-02)	137-365	.375

1,000 POINT SCORERS

Name	Career Points
1. Bryant Stith (1989-92)	2,516
2. Jeff Lamp (1978-81)	2,317
3. Buzzy Wilkinson (1953-55)	2,233
4. Ralph Sampson (1980-83)	2,228
5. Sean Singletary (2005-08)	2,079
10. Curtis Staples (1995-98)	1,757
20. Jim Connelly (1965-67)	1,426
25. Cory Alexander (1992-95)	1,286
30. Roger Mason, Jr. (2000-02)	1,231
31. Kenny Turner (1988-91)	1,220
32. Jim Miller (1982-85)	1,218
33. Joe Harris (2011-pres.)	1,197

HOLDING FOES UNDER 50

- Virginia is 8-0 this season when holding opponents under 50 points.
- Virginia is 25-1 when holding opponents under 50 points in the Tony Bennett era.
- In 2011-12, UVa set an ACC record during the shot clock era by holding 11 opponents under 50 points.
- The 11 games of holding opponents under 50 points were the most for Virginia since holding 16 opponents under 50 points in 1945-46.

THE ELECTRIC 70s

- Virginia is 35-3 when scoring at least 70 points under Tony Bennett.
- The Cavaliers are 38-48 over the past four seasons when scoring under 70 points.

60 IS THE NEW 70

- UVa is 16-3 when scoring at least 60 points and 4-7 when scoring under 60 points.
- Last season, Virginia was 18-2 when scoring at least 60 points and 4-8 when scoring under 60 points.

NOT SO FAST BREAK

- Virginia has held 29 of its 30 opponents to fewer than 10 fast break points.
- The Cavaliers held Wisconsin, Mississippi Valley State, Wake Forest, Clemson, Florida State, Virginia Tech and Georgia Tech without a fast break point.

CLEANING THE GLASS

- Virginia, which is averaging 32.1 rebounds per game, has outrebounded its opponent in 18 of 30 games and is 14-4 in those games.
- The Cavaliers have grabbed eight or more offensive rebounds in 17 games.
- Akil Mitchell leads Virginia in offensive rebounds (80), defensive rebounds (187) and total rebounds (267).

VIRGINIA VS. RANKED OPPONENTS

- Virginia is 122-309 vs. ranked opponents, including a 24-119 mark against top-5 foes, since 1953-54.
- The Cavaliers are 1-26 vs. No. 1-ranked opponents (86-73 vs. No. 1 North Carolina on Jan. 30, 1986).
- Virginia is 7-13 against ranked opponents, including a 1-6 mark vs. top five opponents, in the Tony Bennett era.
- The Cavaliers are 2-1 vs. ranked opponents this season, defeating No. 19 NC State (1/29/13) and No. 3 Duke (2/28/13) and losing at No. 2 Miami (2/19/13).

THERE'S NO PLACE LIKE HOME AT JPJ

- Virginia is 90-32 (.738) in seven seasons at John Paul Jones Arena.
- Virginia's 17 home wins this season (17-1) are a school record, breaking the previous mark of 16 set in 2006-07 (first year of JPJA, 16-1).
- The Cavaliers' 16-game home winning streak is a JPJ record and their longest home winning streak since the school-record 34 game home winning streak (1980-83).
- Virginia is 52-16 (.765) at home under head coach Tony Bennett.

NOTE WORTHY

- The Cavs are 20-8 when limiting opponents to less than 50 percent shooting from the field.
- UVa is 13-4 when shooting 70 percent or better from the free throw line.
- Virginia reserves have scored 10 or more points in 26 of 30 games.
- UVa has used eight different starting lineups this season.
- Joe Harris and Akil Mitchell have started every game.
- UVa has more blocked shots this season (125) than all of last season (88).
- UVa's 56-36 win over Florida State on Jan. 19 tied a school record for least points allowed to an ACC opponent (NC State, 36, Feb. 10, 1982).
- The 84 combined points in the Virginia-Tennessee game tied for the lowest total in UVa history during the shot-clock era (UVa 46-38).
- UVa allowed under 40 points for two straight games (vs. Tennessee and Mississippi Valley State) for the first time since 1948-49 (38 by Langley Field, 39 by Richmond Royals).

LONG RANGE BOMBERS

- Virginia is shooting a school-record 39.5 percent from 3-point land, eclipsing the 38.8 percent accuracy set in 2010-11.
- UVa has made 186 3-pointers in 30 games this season, eclipsing last year's total of 155 in 32 games.
- The Cavaliers made a season-high 12 3-pointers at North Carolina (2/16/13).

MEDIA INFORMATION**PRESS CREDENTIALS**

Media members interested in obtaining season or game credentials should contact Erich Bacher via email at bacher@virginia.edu, office phone (434) 982-5530 or cell phone (720) 318-5538. Please allow ample time for credentials to be mailed to you. We would like to receive credential requests no later than 10 days prior to the game if at all possible. Credentials that can't be mailed will be held for pickup at the will call window at John Paul Jones Arena. You must have a press pass to be admitted to the media area and the press room.

PHOTO CREDENTIALS

All photographers and camera operators must wear a visible credential issued by the Virginia athletics media relations office. Photographers work from the baselines at both ends of the court at John Paul Jones Arena. Live television is given top priority for courtside space.

PRESS PARKING

Press parking passes are provided upon request on a limited basis. If you need a parking pass, please be sure to inform the UVa athletics media relations office when making your press or photo credential request.

INTERVIEWS

All requests for interviews with Virginia basketball coaches and players should be made through Erich Bacher in the athletics media relations office. It is requested you allow the athletics media relations staff at least one day, preferably longer, to arrange an interview.

POSTGAME INTERVIEWS

Virginia head coach Tony Bennett and the visiting head coach will meet with media representatives in the press room after each game at John Paul Jones Arena. The first coach will be available in the press room approximately 10 minutes after the conclusion of the game and the second coach will be in the press room approximately 20 minutes after the game. Virginia players will be available in the team meeting room adjacent to the men's basketball locker room after home games.

RADIO

Each visiting school is allowed one free radio broadcast from John Paul Jones Arena. The Virginia athletics media relations office provides two ISDN lines and three business touchtone lines for use by the visiting broadcast crew. Radio network crews work from a courtside location at the scorer's table. Three seats are available at the table and one seat behind the visitor's broadcast location.

GAME SERVICES

Information packets are available before each game at John Paul Jones Arena, and a full statistical summary and play-by-play sheets are distributed at halftime and after the game. Quotes from both coaches and two or three players from each team will be available at the conclusion of the game. A pregame meal is served for working members of the media in the press room on the event level of John Paul Jones Arena.

TELEPHONES/WIRELESS

The Virginia athletics media relations office will have a limited number of telephones available for postgame reporting. Should you require your own telephone for game coverage, please contact Darlene Craig or Jim Daves in the Virginia athletics media relations office. A wireless network is available at John Paul Jones Arena for visiting media. A UVa media relations representative will provide login directions.

- Virginia has made 10 or more 3-pointers in four games.
- Virginia has shot 50 percent or better from 3-point range in seven games (North Texas, Green Bay, Wofford, North Carolina (2), Florida State and Maryland).
- The Cavaliers set a John Paul Jones Arena team record for 3-point shooting percentage in a game by drilling 8-of-11 (72.7%) shots beyond the arc vs. North Texas (11/20/12).

ALL-TIME VS. ACC OPPONENTS

- Virginia is 510-683 all-time against current ACC members (9-7 vs. Boston College, 69-52 vs. Clemson, 84-53 vs. Virginia Tech, 49-115 vs. Duke, 18-22 vs. Florida State, 35-39 vs. Georgia Tech, 72-106 vs. Maryland, 5-10 vs. Miami, 50-128 vs. UNC, 59-81 vs. NC State and 60-70 vs. Wake Forest.)

VIRGINIA PICKED 7TH IN THE ACC

- Virginia was selected seventh in the preseason poll at ACC Operation Basketball.
- The Cavaliers, who were picked fourth and finished fourth last season, have finished at or higher than their predicted finish in each of the last four seasons.
- NC State is the preseason favorite, followed by Duke, North Carolina, Florida State, Miami, Maryland, Virginia, Clemson, Georgia Tech, Virginia Tech, Wake Forest and Boston College.

INSIDE THE EIGHT-GAME WINNING STREAK

- UVA's eight-game winning streak from Nov. 17-Dec. 19 was its longest since last year's 11-game winning streak from Nov. 19, 2011-Jan. 7, 2012.
- UVA shot 48 percent from the floor, 39.8 percent from the 3-point line and 75.7 percent from the free-throw line during the streak.
- UVA averaged 67.6 points per game and allowed 48.8 points per game during the streak.
- The Cavaliers limited opponents to 32.2 percent shooting from the floor and 24.4 percent from the 3-point line during the streak.
- Akil Mitchell led UVA in scoring during the streak at 13.9 points per game.

NON-CONFERENCE RECAP

- UVA is 10-3 in nonconference action this season and 42-17 in nonconference play in four years under head coach Tony Bennett.
- UVA started the season 1-2 in nonconference action as point guard Jontel Evans missed the first two games against George Mason and Fairfield and played just three minutes in the loss to Delaware. Point guard Teven Jones missed all three games to start the season due to suspension and injury.
- UVA has posted nonconference wins vs. Fairfield (54-45), Seattle (83-43), Lamar (63-44), North Texas (80-64), Wisconsin (60-54), Green Bay (67-51), Tennessee (46-38), Mississippi Valley State (67-39), Morgan State (75-57) and Wofford (74-39).

BROGDON REDSHIRTING THIS SEASON

- Sophomore guard Malcolm Brogdon is redshirting this season while recovering from successful foot surgery performed on March 7, 2012.
- Brogdon averaged 6.7 points and 2.8 rebounds per game in 28 games last season.

PERRANTES AND HALL SIGN WITH VIRGINIA

- Virginia signed standout guards London Perrantes (Woodland Hills, Calif.) and Devon Hall (Virginia Beach, Va.) to National Letters of Intent on Nov. 14.
- Perrantes is ranked No. 86 on ESPN's Top 100 recruiting list for 2013, while Hall is ranked No. 77 on Rivals.com's Prospect Ranking list.

ABOUT THE 2012-13 SCHEDULE

- Three of Virginia's opponents are ranked in this week's national polls (No. 3/4 Duke, No. 6/7 Miami and No. 22/21 Wisconsin), while one is receiving votes (North Carolina).
- Six opponents earned 2012 NCAA Tournament berths, while three participated in the College Basketball Invitational and two in the National Invitation Tournament.

EUROPEAN TOUR RECAP

- UVA posted a 2-3 mark during its five-game European Tour this past August.
- UVA competed against teams from the Netherlands, Belgium and France. Joe Harris led Virginia in scoring in Europe, averaging 15.6 points per game, while Jontel Evans averaged 7.8 assists per game. Akil Mitchell was UVA's top rebounder, pulling down 50 boards in the five games.

Virginia's Record When...

	All	ACC
Leading at the half:	16-3	7-2
Trailing at the half:	4-6	3-4
Tied at the half:	0-1	0-1
Playing Overtime	-	-
Shooting 50% or better	10-1	5-1
Shooting between 40-49.9%	9-2	5-2
Shooting less than 40%	1-7	0-4
Opponents shoot 50% or better	0-2	0-1
Opponents shoot less than 50%	20-8	10-6
UVa outrebounds its opponent	14-4	5-2
Opponent outrebounds UVa	5-5	4-4
Teams are tied in rebounds	1-1	1-1
UVa has 10 or more steals	-	-
UVa shoots 70% FT or better	13-4	6-3
UVa shoots less than 70% FT	7-6	4-4
Scoring less than 50 points	1-1	0-1
Scoring 50-59 points	3-6	2-4
Scoring 60-69 points	6-2	2-1
Scoring 70-79 points	6-0	4-0
Scoring 80-89 points	4-1	2-1
Scoring more than 90 points	-	-
Allowing fewer than 50 points	8-0	2-0
Allowing 50-59 points	9-6	6-5
Allowing 60-69 points	3-3	2-1
Allowing 70-79 points	-	-
Allowing 80-89 points	-	-
Allowing 90 or more points	0-1	0-1
Playing in John Paul Jones Arena	17-1	8-0
Playing on the road	3-8	2-7
Playing on a neutral court	0-1	-
Game decided by 1-4 points	1-6	1-4
Game decided by 5-10 points	5-2	2-1
Game decided by 11 or more pts	14-2	7-2
Playing at night	13-7	7-4
Playing in the afternoon	7-3	3-3
Playing on Monday	2-0	-
Playing on Tuesday	3-2	2-1
Playing on Wednesday	3-1	0-1
Playing on Thursday	3-1	3-1
Playing on Friday	0-1	-
Playing on Saturday	5-3	2-2
Playing on Sunday	4-2	3-2
Playing in November	5-2	-
Playing in December	5-1	-
Playing in January	5-2	5-2
Playing in February	5-3	5-3
Playing in March	0-2	0-2
Playing on TV	13-9	10-7
Playing Online Only	5-1	-

ON THE AIR THIS SEASON

- Most of Virginia's games this season will be broadcast either on television or online this season. The only games that were not broadcast were the NIT Season Tip-Off consolation games on Nov. 19-20.
- All games will be broadcast on the Virginia Sports Radio Network with Dave Koehn (play-by-play) and Ted Jeffries (analyst) calling the action.

McKAY PARTICIPATING IN "SHOTS FROM THE HEART"

- Associate Head Coach Ritchie McKay is participating in "Shots from the Heart", a project designed to raise awareness for the growing problem of heart disease, for the third consecutive year.
- College basketball coaches are competing against one another in a free throw shooting tournament, which benefits the American Heart Association.
- The event also pays tribute to the late Skip Prosser, who passed away on July 26, 2007 of a heart attack.
- This season, McKay defeated Tennessee Tech's Russ Willemson in the round of 64 and faces Middle Tennessee's Monte Towe in the round of 32.
- McKay reached the quarterfinals in 2011 and round of 32 in 2012.

ACC COACHES TELECONFERENCE

The 12 ACC head basketball coaches will be featured on nine Monday teleconferences during the 2012-13 season. The season's first teleconference took place on Monday, January 7, 2013, and continues through Monday, March 11. Each coach will have 10 minutes to make an opening statement and answer questions. There will be an instant replay of each teleconference on the Conference's internet site TheACC.com each Monday afternoon.

Jeff Bzdelik, Wake Forest	10:30
James Johnson, Virginia Tech	10:40
Tony Bennett, Virginia	10:50
Mark Gottfried, NC State	11:00
Roy Williams, North Carolina	11:10
Jim Larranaga, Miami	11:20
Mark Turgeon, Maryland	11:30
Brian Gregory, Georgia Tech	11:40
Leonard Hamilton, Florida State	11:50
Mike Krzyzewski, Duke	12:00
Brad Brownell, Clemson	12:10
Steve Donahue, Boston College	12:20

COACH'S CORNER RADIO SHOW


- The Farm Bureau Insurance Coach's Corner with Tony Bennett and the "Voice of the Cavaliers" Dave Koehn at the Wild Wing Cafe in Charlottesville airs on the Virginia Sports Radio Network and at VirginiaSports.com throughout the basketball season.
- The schedule for the Coach's Corner is as follows: Dec. 3, 10, 17; Jan. 2, 7, 14, 21, 28; Feb. 4, 11, 20, 25; March 4, 11, 18, 25 and April 1.

ON THE HORIZON

- Virginia will participate in the 60th annual ACC Tournament on March 14-17 at Greensboro Coliseum in Greensboro, N.C.

Head Coach Tony Bennett
4TH SEASON AT VIRGINIA

Alma Mater: Green Bay '92
Hometown: Green Bay, Wis.


CAREER HEAD COACHING RECORD

73-51 4 seasons at Virginia
69-33 3 seasons at Washington State
142-84 7 seasons

AT VIRGINIA

- Has improved Virginia's record in each of his first three seasons (15 wins in 2009-10, 16 wins in 2010-11 and 22 wins in 2011-12)
- Has improved Virginia's ACC record in each of his first four seasons (5 wins in 2009-10, 7 wins in 2010-11, 9 wins in 2011-12 and 10 wins in 2012-13)
- Recorded his 100th career win at Maryland in the 2010-11 regular-season finale
- First coach in Virginia history to win his first three ACC games

AT WASHINGTON STATE

- 2007 National Coach of the Year
- Led WSU to the 2007 and 2008 NCAA Tournaments
- 2008 NCAA Sweet Sixteen
- Led WSU to the highest ranking in school history (No. 4)

PLAYING CAREER

- Played for his father, Dick Bennett, at Green Bay
- Two-time Mid-Continent Conference Player of the Year
- Finished career as the all-time leading scorer in conference history with 2,285 points

Bennett's Year-by-Year Coaching Record

Year	School	Record	Conference	Postseason
2006-07	Washington State	26-8	13-5	NCAA 2nd Round
2007-08	Washington State	26-9	11-7	NCAA Sweet 16
2008-09	Washington State	17-16	8-10	NIT First Round
2009-10	Virginia	15-16	5-11	
2010-11	Virginia	16-15	7-9	
2011-12	Virginia	22-10	9-7	NCAA Second Round
2012-13	Virginia	20-10	10-7	
Totals		142-84	63-56	

No.	Player	Pos.	Yr.	Ht.	Wt.	Hometown	PPG	RBG	A	BLK	STL	MPG
0	Doug Browman (<i>Brow-man</i>) • Has played in eight ACC games	G	Sr.	5-11	171	Midlothian, Va.	0.1	0.9	13	0	1	6.5
1	Jontel Evans • Averaging 5.0 assists per game and missed nine games with a foot injury	G	Sr.	5-11	193	Hampton, Va.	4.4	2.4	104	0	14	28.0
2	Paul Jespersion (<i>JESS-per-sen</i>) • Has made at least one 3-pointer in 10 consecutive games	G	So.	6-6	198	Merrill, Wis.	5.2	2.3	30	15	17	26.6
4	Taylor Barnette • Shooting 10-of-15 (.667) from 3-point range in ACC play	G	Fr.	6-3	172	Lexington, Ky.	2.6	0.6	16	0	0	10.1
5	Teven Jones • Has started nine games and is now backing up Evans at point guard	G	R-Fr.	6-0	180	Kannapolis, N.C.	2.7	0.8	33	2	14	14.2
10	Mike Tobey • Posted 12 points and tied a career-high with seven rebounds at Florida State (3/7/13). Missed five games from Feb. 7-19 with mononucleosis	F/C	Fr.	6-11	227	Monroe, N.Y.	6.0	2.4	10	12	2	12.8
11	Evan Nolte • Established career high in points (18), 3-pointers (5) and steals (4) at Virginia Tech (1/24/13)	F	Fr.	6-8	207	Milton, Ga.	6.2	2.5	32	15	24	20.9
12	Joe Harris • Has scored 20 or more points in nine games (six in ACC play)	G	Jr.	6-6	223	Chelan, Wash.	17.1	4.0	65	16	26	32.0
13	Anthony Gill • Sitting out 2012-13 season after transferring from South Carolina	F	So.	6-8	229	Charlotte, N.C.	--	--	--	--	--	--
21	Justin Miller • Joined the team as a walk-on after transferring from Missouri. Has not played this season	G	Fr.	6-1	175	Columbia, Mo.	--	--	--	--	--	--
22	Malcolm Brogdon • Redshirting the 2012-13 season while recovering from foot surgery	G	So.	6-5	210	Norcross, Ga.	--	--	--	--	--	--
23	Justin Anderson • Has started the past nine games and scored a career-high 17 points at Maryland (2/10/13)	G	Fr.	6-6	226	Montross, Va.	6.6	3.1	66	27	24	22.7
24	Caid Kirven • Has seen action in three ACC games	F	Fr.	6-8	217	Raleigh, N.C.	0.0	0.6	0	0	0	2.4
25	Akil Mitchell (<i>Ah-keel</i>) • Has 10 double-doubles, including 19 points and 12 rebounds vs. Duke (2/28/13)	F	Jr.	6-8	230	Charlotte, N.C.	13.0	8.9	45	12	37	30.4
30	Thomas Rogers • Played in eight games	G	Jr.	6-6	206	Farmville, Va.	0.0	0.6	2	0	0	2.4
32	Darion Atkins (<i>Derry-on</i>) • Has missed eight games with a right shin injury	F	So.	6-8	225	Clinton, Md.	5.3	3.6	9	25	10	17.5

Head Coach:
Tony Bennett (Green Bay '92 / fourth season at Virginia)

Associate Head Coach:
Ritchie McKay (Seattle Pacific '87 / fourth season at Virginia)

Assistant Coaches:
Ron Sanchez (SUNY-Oneonta '97 / fourth season at Virginia)

Jason Williford (Virginia '95 / fourth season at Virginia)

Director of Basketball Operations:
Brad Soucie (Christian Heritage '91 / fourth season at Virginia)

Asst. AD for Men's Basketball Administration:
Ronnie Wideman (Washington State '06 / fourth season at Virginia)

Graduate Manager:
Mark Vershaw (Wisconsin '01 / first season at Virginia)

Technology & Scouting Assistant:
Marlon Stewart (Washington State '08 / first season at Virginia)

Strength and Conditioning Coach:
Mike Curtis (Virginia '98 / fourth season at Virginia)

Athletic Trainer:
Ethan Saliba (Kansas '79 / 30th year at Virginia)

Virginia's Game-by-Game Starting Lineup

Opponent	Guard	Guard	Guard	Forward	Forward	Record	Opponent	Guard	Guard	Guard	Forward	Forward	Record
@ GMU	Barnette	Harris	Anderson	Mitchell	Tobey	0-1	@ Clemson	Evans	Harris	Jespersion	Mitchell	Atkins	1-2
Fairfield	Barnette	Harris	Jespersion	Mitchell	Atkins	1-0	Florida State	Evans	Harris	Jespersion	Mitchell	Nolte	1-0
Delaware	Anderson	Harris	Jespersion	Mitchell	Nolte	0-1	@ Virginia Tech	Evans	Harris	Jespersion	Mitchell	Nolte	2-0
Seattle	Anderson	Harris	Jespersion	Mitchell	Nolte	1-1	Boston College	Evans	Harris	Jespersion	Mitchell	Nolte	3-0
Lamar	Jones	Harris	Jespersion	Mitchell	Nolte	1-0	NC State	Evans	Harris	Jespersion	Mitchell	Nolte	4-0
North Texas	Jones	Harris	Jespersion	Mitchell	Atkins	1-0	@ Georgia Tech	Evans	Harris	Jespersion	Mitchell	Nolte	4-1
@ Wisconsin	Jones	Harris	Jespersion	Mitchell	Atkins	2-0	Clemson	Evans	Harris	Jespersion	Mitchell	Anderson	1-0
Green Bay	Jones	Harris	Jespersion	Mitchell	Atkins	3-0	@ Maryland	Evans	Harris	Jespersion	Mitchell	Anderson	2-0
Tennessee	Evans	Harris	Jespersion	Mitchell	Atkins	1-0	Virginia Tech	Evans	Harris	Jespersion	Mitchell	Anderson	3-0
MVSU	Jones	Harris	Jespersion	Mitchell	Atkins	4-0	@ No. Carolina	Evans	Harris	Jespersion	Mitchell	Anderson	3-1
Morgan State	Jones	Harris	Jespersion	Mitchell	Atkins	5-0	@ Miami	Evans	Harris	Jespersion	Mitchell	Anderson	3-2
vs. ODU	Jones	Harris	Jespersion	Mitchell	Atkins	5-1	Georgia Tech	Evans	Harris	Jespersion	Mitchell	Anderson	4-2
Wofford	Jones	Harris	Jespersion	Mitchell	Atkins	6-1	Duke	Evans	Harris	Jespersion	Mitchell	Anderson	5-2
North Carolina	Jones	Harris	Jespersion	Mitchell	Atkins	7-1	@ Boston Coll.	Evans	Harris	Jespersion	Mitchell	Anderson	5-3
@ Wake Forest	Evans	Harris	Jespersion	Mitchell	Atkins	1-1	@ Florida State	Evans	Harris	Jespersion	Mitchell	Anderson	5-4

The Last Time

VIRGINIA INDIVIDUALS

- **Scored 30 points:** Joe Harris (36) vs. Duke (2/28/13)
- **Scored 40 points:** Sean Singletary (41) at Miami (3/1/08)
- **Two players with 20 points:** Joe Harris (20) and Akil Mitchell (20) vs. Green Bay (12/1/12)
- **Three players with 20 points:** Chris Williams (27), Roger Mason, Jr. (22) and Donald Hand (20) vs. Duke (1/5/00)
- **Four players with 20 points:** Chris Williams (23), Donald Hand (22), Adam Hall (21), and Travis Watson (20) vs. Georgetown (3/15/00)
- **A player with back-to-back 25-point games:** Joe Harris, 26 vs. Virginia Tech (2/12/13), 27 at North Carolina (2/16/13)
- **One player scored in double figures:** Joe Harris (16) at Miami (2/19/13)
- **No players scored in double figures:** vs. Maryland (1/27/11)
- **Five players scored in double figures:** Justin Anderson (14), Teven Jones (13), Evan Nolte (13), Joe Harris (12), Darion Mitchell (10) vs. North Texas (11/20/12)
- **Six players scored in double figures:** Sean Singletary (27), Adrian Joseph (13), Jamil Tucker (13), Mamadi Diane (12), Calvin Baker (11), Laurynas Mikalauskas (11), vs. Maryland (3/9/08)
- **Seven players scored in double figures:** Cornel Parker (20), Junior Burrough (15), Ted Jeffries (14), Cory Alexander (13), Jason Williford (12), Yuri Barnes (11) and Doug Smith (11) vs. Clemson (1/13/93)
- **Had 15 rebounds:** Akil Mitchell (16) vs. Seattle (11/17/12)
- **Had 20 rebounds:** Travis Watson (20) vs. Wofford (1/2/03)
- **Had 25 rebounds:** Bob Mortell (25) vs. Washington & Lee (2/27/60)
- **Two players with 10 rebounds:** Akil Mitchell (12) and Mike Scott (10) vs. NC State (3/9/11)
- **Three players with 10 rebounds:** Yuri Barnes (13), Jason Williford (12) and Junior Burrough (11) vs. Rice (12/4/93)
- **Double-Double:** Akil Mitchell (15 pts, 12 rebs) at Florida State (3/10/13)
- **Two players had a double-double:** Mike Scott (23 pts, 10 rebs) and Akil Mitchell (10 pts, 12 rebs) vs. NC State (3/9/12)
- **Three players had a double-double:** Jason Williford (10 pts, 15 rebs), Ted Jeffries (23 pts, 10 rebs), and Cornel Parker (11 pts, 11 rebs) at William & Mary (1/25/93)
- **Double-Double with points and assists:** Sean Singletary (22 pts, 10 assts) vs. Old Dominion (3/24/08)
- **Triple-Double:** Ralph Sampson (15 pts, 22 rebs, 10 blks) vs. Old Dominion (12/29/79)
- **Four Double-Doubles in a row:** Mike Scott [5 in a row] (27 pts, 15 rebs) vs. Oklahoma (11/23/10), (16 pts, 10 rebs) vs. Wichita State (11/24/10), (17 pts, 12 rebs) at Minnesota (11/29/10), (21 pts, 13 rebs) at Virginia Tech (12/5/10), (10 pts, 13 rebs) vs. Radford (12/7/10)
- **20 points and 20 rebounds:** Travis Watson (21 pts, 20 rebs) vs. Wofford (1/2/03)
- **10 assists:** Jontel Evans (10) vs. Howard (1/4/11)
- **5 Blocked Shots:** Assane Sene (5) at Boston College (1/19/11)
- **5 Steals:** Jontel Evans (5) vs. Green Bay (12/1/12)
- **Led UVA in Points, Rebounds and Assists:** Joe Harris (19 pts, 8 rebs, 3 assts) vs. at George Mason (11/9/12)
- **Hit a last second shot to win a game:** Sean Singletary vs. Duke (2/1/07) [jumper with one second in OT]; J.R. Reynolds vs. Loyola Marymount (12/23/04) [layup with 1.5 seconds in regulation]
- **Played every minute:** Sylvan Landesberg (45) vs. Clemson (2/15/09)
- **Played 40 or more minutes:** Mike Scott (44), Sammy Zeglinski (44), Jontel Evans (42) at Maryland (3/4/12)

VIRGINIA TEAM

- **Won in Overtime:** at Maryland, 75-72 (3/4/12)
- **Lost in Overtime:** vs. Miami, 62-69 (3/10/11)
- **Played Two Overtimes:** vs. Maryland, L 89-92 (2/19/05)
- **Played Three Overtimes:** vs. Georgetown, L 111-115 (3/15/00)
- **Shot 70 percent for a Half:** 77.3% (17-22) vs. Boston College - 2nd Half (1/26/13)
- **Shot 60 percent in a Game:** 63.8% (30-47) vs. Wofford (12/30/12)
- **Shot less than 30 percent in a Game:** 28.6% (16-56) vs. Duke (2/16/11)
- **Shot 90 percent from the free throw line:** 100% (11-11) vs. Lamar (11/19/12)
- **Shot 50 percent from 3-point line:** 57.1% (12-21) at North Carolina (2/16/13)
- **Shot less than 30 percent in a half:** 28.6% (8-28) in 2nd Half at Georgia Tech (2/3/13)
- **Shot less than 20 percent in a half:** 16.7% (4-24) in 2nd Half vs. Radford (12/7/10)
- **Shot 55 percent or better and lost:** 58.5% (31-53) at North Carolina (2/16/13)
- **Attempted 50 FTs:** 52 (made 34) vs. Howard (12/12/94)
- **Made 30 FTs:** 31 (36 att.) vs. Tennessee (3/18/07)
- **Made 10 3-pt FGs:** 12 at North Carolina (2/16/13)
- **Failed to make a 3-pt FG:** vs. Drake (11/21/11)
- **Had 50 rebounds:** 50 vs. North Carolina (1/15/09)
- **Had 25 assists:** 27 vs. Howard (11/21/01)
- **Had 15 steals:** 16 vs. NC State (2/24/08)
- **Had 10 blocks:** 10 at Virginia Tech (1/10/09)
- **Scored 50 pts in a half:** 58 at Minnesota, 2nd half (11/29/10)
- **Scored 60 pts in a half:** 60 vs. Gonzaga, 1st half (1/3/07)
- **Scored 70 pts in a half:** 70 vs. Coastal Carolina, 2nd half (11/20/00)
- **Scored 100 pts (ACC):** 103 vs. Maryland (1/16/07)
- **Scored 100 pts (non-conf):** 107 vs. VMI (11/16/08)
- **Scored under 20 pts in 1st half:** 15 vs. Delaware (11/13/12)
- **Scored under 20 pts in 2nd half:** 16 vs. BC (2/26/11)
- **Scored under 50 pts in a game:** 46 vs. Tennessee (12/5/12)
- **Defeated top-5 opponent:** 73-68 vs. #3 Duke (2/28/13)
- **Defeated top-5 opponent on the road:** 77-69 at #3 Duke (1/17/93)
- **Defeated top-ranked opponent:** 86-73 vs. #1 North Carolina (1/30/86)

OPPONENT INDIVIDUALS

- **Scored 30 points:** Erick Green (35), Virginia Tech (1/24/13)
- **Scored 35 points:** Erick Green (35), Virginia Tech (1/24/13)
- **Scored 40 points:** J.J. Redick (40), Duke (1/28/06)
- **Scored 50 points:** Len Chappell (50), Wake (2/12/62)
- **Two players with 20 points:** Seth Curry (28) and Quinn Cook (22), Duke (2/28/13)
- **Three players with 20 points:** Seth Curry (26), Kyle Ohman (26), Anthony Smith (21), Liberty (11/25/08)
- **Two players with 30 points:** Trevor Powell (31) and Tony Smith (31), Marquette (2/3/90)
- **No players scored in double figures:** Florida State (1/19/13)
- **Five players scored in double figures:** Isaiah Thomas (18), C.J. Wilcox (17), Abdul Gaddy (12), Terrence Ross (12), Justin Holiday (11), Washington (11/22/10)
- **Six players scored in double figures:** C.J. Harris (15), Ari Stewart (12), Travis McKie (12), J.T. Terrell (11), Ty Walker (11), Gary Clark (10), at Wake Forest (1/29/11)
- **Seven players scored in double figures:** Stanley Burrell (15), Drew Lavender (13), C.J. Anderson (12), B.J. Raymond (12), Josh Duncan (11), Charles Bronson (11), and Jason Love (10), at Xavier (1/3/08)
- **Double-Double:** C.J. Leslie (20 pts, 14 rebs) & Richard Howell (12 pts, 11 rebs), NC State (1/29/13)
- **Double-Double with points and assists:** Eric Hayes (10 pts, 11 assts), at Maryland (1/20/09)
- **Two players had a double-double:** C.J. Leslie (20 pts, 14 rebs) & Richard Howell (12 pts, 11 rebs), NC State (1/29/13)
- **Had 15 rebounds:** Janelle Hagins (16), Delaware (11/13/12)
- **Had 20 rebounds:** Tim Duncan (23), Wake (2/22/97)
- **Had 10 assists:** Eric Hayes (11), at Maryland (1/20/09)
- **5 Blocked Shots:** Alex Len (5), at Maryland (2/10/13)
- **5 Steals:** Seth Allen (5), at Maryland (2/10/13)
- **Hit a last second shot to win a game:** Ian Miller of Florida State (3/1/12) [0.8 seconds in regulation]

OPPONENT TEAM

- **Shot less than 30 percent in a Game:** 19% (11-58), Mississippi Valley State (12/8/12)
- **Shot less than 30 percent in a Game (ACC):** 26.9% (14-52), Maryland (2/18/12)
- **Shot 60 percent in a Game:** 63.8% (37-58), at Xavier (1/3/08)
- **Shot 55 percent or better and lost:** 55.3% (26-47), Cleveland State (11/25/09)
- **Scored 100 pts:** 106, Washington (11/22/10)
- **Scored 90 pts in an ACC game:** 93, North Carolina (2/16/13)
- **Scored 60 pts in a half:** 60, at Miami, 2nd half (3/1/08)
- **Scored 50 pts in a half:** 53, at North Carolina, 2nd half (2/16/13)
- **Scored under 20 pts in 1st half:** 10, Clemson (2/7/13)
- **Scored under 20 pts in 2nd half:** 17, Mississippi Valley State (12/8/12)
- **Scored under 50 pts in a game:** 41, Clemson (2/7/13)
- **Had 25 assists:** 27, at Xavier (1/3/08)
- **Had 15 steals:** 15, VMI (11/16/08)
- **Had 10 blocks:** 10 at Maryland (3/5/11)
- **Failed to make a 3-pt FG:** vs. Arizona State (11/27/99)

John Paul Jones Arena Records
VIRGINIA PLAYERS

Points: 40, J.R. Reynolds
 vs. Wake Forest, 1/21/07
Most 1st Half Points: 23, Sean Singletary
 vs. Virginia Tech, 1/16/08
Most 2nd Half Points: 26, Sylven Landesberg
 vs. Boston College, 2/4/09
Rebounds: 18, Mike Scott
 vs. VMI, 11/16/08
Field Goals: 13, Sylven Landesberg
 vs. Boston College, 2/4/09
Field Goal Attempts: 23, Sylven Landesberg
 vs. Boston College, 2/4/09
Field Goal Pct.: 1.000 (9-9), Mike Scott
 vs. Wake Forest, 2/8/12
3-Point Field Goals: 8, Mustapha Farrakhan
 vs. Howard, 1/4/11
3-Point FG Attempts: 12, Sean Singletary
 vs. Gonzaga, 1/3/07
 12, Sean Singletary
 vs. Georgia Tech, 2/24/07
3-Point FG Pct.: 1.000 (3-3), 3x last Evan Nolte
 vs. North Texas (11/20/12)
Free Throws Made: 14, Sean Singletary
 vs. Hampton, 12/16/06
 14, Sylven Landesberg
 vs. Florida State, 1/24/09
Free Throw Attempts: 16, Sean Singletary
 vs. Hampton, 12/16/06
FT Pct.: 1.000 (14-14), Sylven Landesberg
 vs. Florida State, 1/24/09
Assists: 10, three times by Sean Singletary
 last vs. Old Dominion, 3/24/08
 10, Jontel Evans
 vs. Howard, 1/4/11
Steals: 7, Sean Singletary
 vs. NC State, 2/24/08
Blocks: 5, Assane Sene
 vs. Hampton, 12/23/09

VIRGINIA TEAM

Most Points: 108 vs. Gonzaga, 1/3/07
Fewest Points: 41 vs. Duke, 2/16/11
Most 1st Half: 60 vs. Gonzaga, 1/3/07
Fewest 1st Half: 15, vs. Iowa State, 12/30/10
Most 2nd Half: 57 vs. Arizona, 11/12/06
Fewest 2nd Half: 15 vs. Duke, 2/16/11
Rebounds: 54 vs. UMEs, 11/26/06
Field Goals: 43 vs. VMI, 11/16/08
Field Goal Attempts: 82 vs. UNC, 1/15/09
Field Goal Pct.: .667 (32-48)
 vs. Howard, 1/4/11
3-Pt. FG: 18 vs. Gonzaga, 1/3/07
3-Pt. FG Attempts: 36 vs. Georgia Tech,
 1/27/08
3-Point FG Pct.: .727 (8-11)
 vs. North Texas, 11/20/12
Free Throws: 39 vs. Maryland, 1/16/07
FT Attempted: 49 vs. Maryland, 1/16/07
Free Throw Pct.: 1.000 (19-19)
 vs. Winthrop, 11/15/11
Assists: 24 vs. Howard, 11/14/07
 24 vs. VMI, 11/16/08
Steals: 16 vs. NC State, 2/24/08
Blocks: 12 vs. Longwood, 2/13/07
Most Turnovers: 21 vs. Longwood, 12/7/07
 21 vs. Hampton, 12/19/07
Fewest Turnovers: 4 vs. North Carolina, 2/25/12

OPPONENT PLAYERS

Points: 32, 3x last by DeWayne Jackson
 Morgan State, 12/19/12
Most 1st Half Points: 19, DeWayne Jackson
 Morgan State, 12/19/12
Most 2nd Half Points: 28, Talor Battle
 Penn State, 11/30/09
Rebounds: 16, 2x last by Jamelle Hagins
 Delaware, 11/13/12
Field Goals: 13, Elijah Millsap
 UAB, 12/30/09
Field Goal Attempts: 24, Malcolm Delaney
 Virginia Tech, 1/28/10
Field Goal Pct.: .875 (7-8), Ahmed Grant
 UNC Wilmington, (1/18/10)
3-Point Field Goals: 8, K.C. Rivers
 Clemson, 2/7/08
3-Pt. FG Attempts: 15, Malcolm Delaney
 Virginia Tech, 2/19/11
3-Pt. FG Pct.: 1.000 (5-5), Tony Dukes
 USC Upstate, 11/15/10
Free Throws Made: 15, Tyler Hansbrough
 North Carolina, 1/15/09
FT Attempted: 17, Tyler Hansbrough
 North Carolina, 1/15/09
FT Pct.: 1.000 (8-8), Tyrese Rice
 Boston College, 2/4/09
 1.000 (8-8), Sean Mosley
 Maryland, 3/6/10
Assists: 11, Cliff Hammonds
 Clemson, 2/7/08
Steals: 5, Jon Scheyer
 Duke, 2/28/10
Blocks: 6, Eric Hall
 Radford, 11/21/08

OPPONENT TEAM

Most Points: 97, VMI, 11/16/08
Fewest Points: 36, Florida State, 1/19/13
Most 1st Half: 50, North Carolina, 1/15/09
Fewest 1st Half: 10, Clemson, 2/7/13
Most 2nd Half: 61, Gonzaga, 1/3/07
Fewest 2nd Half: 13, Maryland, 2/18/12
Rebounds: 48, North Carolina, 2/25/12
Field Goals: 37, VMI, 11/16/08
Field Goal Attempts: 79, VMI, 11/16/08
Field Goal Pct.: .566 (30-53)
 Liberty, 11/25/08
3-Pt. FG: 16, Clemson, 2/7/08
3-Pt. FG Attempts: 39, Hartford, 12/30/07
3-Point FG Pct.: .615 (16-26)
 Clemson, (2/7/08)
Free Throws: 26, Boston College, 2/4/09
FT Attempted: 31, Boston College, 2/4/09
Free Throw Pct.: .944 (17-18)
 American, 12/28/06
Assists: 22, Clemson, 2/7/08
Steals: 15, VMI, 11/16/08
Blocks: 10, Radford, 11/21/08
 North Carolina, 1/15/09
Most Turnovers: 25, NC State, 2/24/08
Fewest Turnovers: 4, Clemson, 1/31/12

RECORD AT JPJ

2006-07 to present 122 games.....90-32

LONGEST WIN STREAK

 16 games
 from 11/17/12 vs. Seattle
 through 2/28/13 vs. Duke (active)

LONGEST LOSING STREAK

 4 games
 from 2/6/10 vs. Wake Forest
 through 3/6/10 vs. Maryland

MISCELLANEOUS

Biggest Comeback: 19 points
 vs. Arizona, 11/12/06
Biggest Lead Given up in a Loss: 14 points
 vs. Bradley, 3/26/08
Largest Lead: 45 points
 vs. Northwestern, 11/27/07
Biggest Deficit: 38 points
 vs. Clemson, 2/7/08
Largest Margin of Victory: 42 points,
 vs. Northwestern, 11/27/07
Largest Margin of Defeat: 31 points,
 vs. Clemson, 2/7/08
Overtime Games (Record): 6 (2-4)
 Last: 61-64 loss vs. Wake Forest, 2/6/10

VIRGINIA 59 November 9, 2012
GEORGE MASON 63 Patriot Center • Fairfax, Va.

VIRGINIA (0-1)

Player	FG	3FG	FT	O-D	Reb	PF	Pts	A	TO	Blk	Stl	Min
Tobey (F)	2-6	1-1	0-0	0-1	1	2	5	0	1	0	0	18
Mitchell (F)	4-6	0-0	3-5	3-4	7	1	11	0	1	1	2	30
Barnette (G)	2-6	1-5	0-0	0-0	0	1	5	0	1	0	0	27
Harris (G)	6-15	4-7	3-4	1-7	8	3	19	3	4	0	0	35
Anderson (G)	1-5	0-3	2-5	2-1	3	3	4	3	1	0	1	27
Browman	0-0	0-0	0-0	0-3	3	1	0	2	0	0	0	11
Jespersion	1-3	0-1	0-0	1-1	2	1	2	1	0	0	0	19
Nolte	2-6	2-4	0-0	1-1	2	4	6	3	2	0	0	17
Atkins	3-5	0-0	1-1	3-1	4	4	7	0	2	0	0	16
				0-2	2							
TOTALS	21-52	8-21	9-15	11-21	32	20	59	12	12	1	3	200
	.404	.381	.600									

GEORGE MASON (1-0)

Player	FG	3FG	FT	O-D	Reb	PF	Pts	A	TO	Blk	Stl	Min
Williams (F)	5-7	0-0	1-2	0-3	3	2	11	0	2	2	3	37
Arledge (F)	2-2	0-0	0-0	0-3	3	4	4	2	1	0	0	13
Okoloji (F)	3-5	1-1	1-2	0-4	4	1	8	0	1	0	1	24
Allen (G)	4-7	2-2	3-4	0-4	4	1	13	5	1	0	1	32
Wright (G)	6-9	2-4	1-5	0-2	2	2	15	2	2	0	0	33
Bennett	1-1	0-0	0-0	1-0	1	0	2	0	1	0	0	5
Holloway	0-2	0-1	0-0	0-1	1	0	0	0	0	0	0	4
Vaughns	0-4	0-2	0-0	0-0	0	2	0	0	1	0	0	19
Edwards	1-1	0-0	2-2	0-0	0	1	4	2	0	0	0	8
Gujanovic	2-6	2-4	0-4	2-5	7	3	6	3	1	0	0	25
		1-4	5									
TOTALS	24-44	7-14	8-19	3-23	26	16	63	14	10	2	5	200
	.545	.500	.421									

VIRGINIA	25	34	59
GEORGE MASON	28	35	63

Officials: Roger Ayers, Bernard Clinton, Tim Kelly
 Technicals: none
 Attendance: 9,840

FAIRFIELD 45 November 12, 2012
VIRGINIA 54 John Paul Jones Arena • Charlottesville, Va.

FAIRFIELD (1-1)

Player	FG	3FG	FT	O-D	Reb	PF	Pts	A	TO	Blk	Stl	Min
Barrow (F)	1-7	0-0	0-0	1-0	1	3	2	0	0	1	1	29
Mikulic (F)	5-7	3-5	0-0	1-6	7	4	13	0	4	3	0	21
Matthews (F)	1-3	0-1	2-2	2-2	4	2	4	0	0	1	0	22
Needham (G)	4-11	2-8	0-0	0-4	4	2	10	4	3	0	1	37
Wade (G)	3-10	2-5	2-2	2-4	6	1	10	4	3	0	1	33
Jenkins	0-3	0-0	0-0	0-0	0	0	0	0	0	0	0	7
Gilbert	0-0	0-0	0-0	0-0	0	0	0	0	0	0	0	2
Sidibe	2-3	0-0	0-0	2-1	3	1	4	0	0	0	0	11
Nickerson	1-3	0-2	0-2	1-2	3	3	2	1	3	0	2	28
				1-1	2							
TOTALS	17-47	7-21	4-6	10-20	30	16	45	9	13	5	5	200
	.362	.333	.667									

VIRGINIA (1-1)

Player	FG	3FG	FT	O-D	Reb	PF	Pts	A	TO	Blk	Stl	Min
Mitchell (F)	4-11	0-0	4-6	3-5	8	2	12	2	1	1	1	33
Atkins (F)	0-2	0-0	0-0	0-1	1	0	0	0	1	1	0	9
Jespersion (G)	2-4	1-3	1-2	0-1	1	1	6	2	1	0	0	29
Barnette (G)	0-0	0-0	0-0	0-1	1	1	0	0	0	0	0	18
Harris (G)	5-11	0-0	5-6	2-5	7	2	15	3	1	1	1	34
Browman	0-0	0-0	0-0	0-0	0	0	0	1	3	0	0	6
Tobey	3-8	0-1	0-0	1-2	3	1	6	0	0	0	0	16
Nolte	4-6	1-2	2-2	0-1	1	0	11	2	1	0	3	28
Anderson	1-5	0-2	2-4	2-3	5	1	4	4	1	1	0	27
				3-2	5							
TOTALS	19-47	2-8	14-20	11-21	32	8	54	14	9	4	5	200
	.404	.250	.700									

FAIRFIELD	30	15	45
VIRGINIA	28	26	54

Officials: Karl Hess, Les Jones, Alfred Smith
 Technicals: none
 Attendance: 8,568

DELAWARE 59 November 13, 2012
VIRGINIA 53 John Paul Jones Arena • Charlottesville, Va.

DELAWARE (2-1)

Player	FG	3FG	FT	O-D	Reb	PF	Pts	A	TO	Blk	Stl	Min
Brinkley (F)	3-4	0-0	0-0	1-0	1	2	6	0	4	1	0	26
Hagins (F)	4-6	0-0	2-2	5-11	16	1	10	1	2	1	1	38
Threath (G)	6-12	1-3	1-3	0-5	5	2	14	3	4	0	3	36
Saddler (G)	3-12	2-6	7-8	0-4	4	3	15	2	2	0	0	30
Anderson (G)	2-6	2-6	0-0	1-2	3	1	6	0	1	0	1	33
Rogers	1-5	0-1	2-2	0-0	0	0	4	1	1	0	1	21
Baptiste	1-2	0-0	2-2	2-1	3	4	4	0	0	0	1	16
				1-0	1							
TOTALS	20-47	5-16	14-17	10-23	33	13	59	7	14	2	7	200
	.426	.313	.824									

VIRGINIA (1-2)

Player	FG	3FG	FT	O-D	Reb	PF	Pts	A	TO	Blk	Stl	Min
Nolte (F)	1-8	1-5	0-0	1-0	1	1	3	0	1	0	3	24
Mitchell (F)	5-11	0-0	5-8	5-8	13	4	15	3	1	1	0	30
Jespersion (G)	1-4	0-3	0-0	0-5	5	2	2	2	0	1	0	34
Harris (G)	7-19	3-9	3-4	2-2	4	5	20	1	3	0	0	38
Anderson (G)	1-3	0-1	0-0	1-0	1	3	2	2	4	1	2	30
Browman	0-2	0-2	0-0	0-1	1	0	0	1	0	0	0	8
Evans	0-0	0-0	0-0	0-1	1	1	0	0	2	0	0	3
Barnette	0-1	0-1	0-0	0-0	0	1	0	0	0	0	0	5
Tobey	0-2	0-0	0-0	0-1	1	0	0	0	1	1	0	5
Atkins	5-7	0-0	1-3	3-0	3	0	11	1	0	0	0	23
				4-1	5							
TOTALS	20-57	4-21	9-15	16-19	35	17	53	10	12	4	5	200
	.351	.190	.600									

DELAWARE	28	31	59
VIRGINIA	15	38	53

Officials: Tim Nestor, Tony Chiazza, Bill Covington, Jr.
 Technicals: none
 Attendance: 8,490

SEATTLE 43 November 17, 2012
VIRGINIA 83 John Paul Jones Arena • Charlottesville, Va.

SEATTLE (1-1)

Player	FG	3FG	FT	O-D	Reb	PF	Pts	A	TO	Blk	Stl	Min
Sunderhaus (F)	4-8	1-2	0-0	3-3	6	3	9	0	1	0	1	20
Trent (F)	1-5	0-1	0-0	1-3	4	3	2	0	6	0	1	17
Green (C)	2-3	0-0	2-3	2-0	2	2	6	0	0	0	0	14
Obasi (G)	1-5	0-0	2-5	0-0	0	0	4	1	0	0	1	18
Carter (G)	3-15	2-8	0-0	1-1	2	1	8	1	4	0	1	24
Tate	0-5	0-1	2-2	3-3	6	3	2	0	3	0	1	22
Pickett	1-5	0-1	0-0	0-1	1	3	2	1	2	0	3	16
Rasmussen	3-6	2-5	0-0	0-1	1	1	8	0	1	0	1	27
Crook	0-2	0-1	1-2	1-0	1	0	1	0	0	0	0	12
Trimble	0-2	0-0	1-2	0-0	0	0	1	1	0	0	0	11
Diop	0-0	0-0	0-0	0-0	0	0	0	0	0	0	0	2
Bidart	0-1	0-0	0-0	0-0	0	2	0	0	0	0	1	4
Flora	0-2	0-0	0-0	0-2	2	1	0	0	2	0	10	13
				3-1	4							
TOTALS	15-59	5-19	8-14	14-15	29	19	43	4	19	0	10	200
	.254	.263	.571									

VIRGINIA (2-2)

Player	FG	3FG	FT	O-D	Reb	PF	Pts	A	TO	Blk	Stl	Min

LAMAR 44 November 19, 2012
VIRGINIA 63 John Paul Jones Arena • Charlottesville, Va.

LAMAR (0-4)

Player	FG	3FG	FT	O-D	Reb	PF	Pts	A	TO	Blk	Stl	Min
Mitchell (F)	4-8	0-0	0-0	1-1	2	0	8	1	2	1	1	31
Wilson (F)	0-4	0-0	2-2	1-2	3	1	2	0	2	0	0	15
Brown (F)	3-7	0-0	5-6	0-6	6	1	11	2	1	1	0	33
Minton (G)	1-6	0-1	0-0	2-4	6	2	2	2	2	2	1	28
Minor (G)	0-2	0-0	0-0	0-0	0	1	0	0	2	0	0	11
Blanks	2-8	2-4	2-2	0-3	3	1	8	1	2	0	1	27
Acosta	4-7	0-0	2-2	1-2	3	4	10	1	1	1	0	30
Hancock	1-2	1-1	0-0	0-1	1	1	3	1	1	0	0	20
Webb	0-1	0-0	0-0	0-1	1	1	0	0	1	0	0	2
Ebomwonyi	0-1	0-0	0-0	0-0	0	1	0	0	0	1	0	3
				1-2	3							
TOTALS	15-46	3-6	11-12	6-22	28	13	44	8	14	6	3	200
	.326	.500	.917									

VIRGINIA (3-2)

Player	FG	3FG	FT	O-D	Reb	PF	Pts	A	TO	Blk	Stl	Min
Nolte (F)	1-4	0-2	0-0	0-0	0	3	2	1	0	0	3	22
Mitchell (F)	2-7	0-0	6-6	3-5	8	2	10	2	0	0	0	23
Jespersion (G)	3-6	3-5	0-0	0-5	5	0	9	1	2	2	1	32
Jones (G)	2-5	0-1	2-2	0-0	0	3	6	2	1	1	1	27
Harris (G)	7-11	3-5	0-0	0-5	5	1	17	2	0	2	3	25
Browman	0-0	0-0	0-0	0-0	0	0	0	0	0	0	0	3
Barnette	1-2	0-1	0-0	0-1	1	1	2	1	1	0	0	10
Tobey	3-8	0-1	0-0	0-1	1	2	6	0	2	1	0	17
Anderson	2-6	0-1	2-2	0-3	3	0	6	2	2	1	1	20
Rogers	0-0	0-0	0-0	0-0	0	0	0	0	0	0	0	2
Atkins	2-4	0-0	1-1	0-1	1	4	5	1	1	1	0	19
				4-1	5							
TOTALS	23-53	6-16	11-11	7-22	29	16	63	12	9	8	9	200
	.434	.375	1.000									

LAMAR	18	26	44
VIRGINIA	32	31	63

Officials: Gary Prager, Chris Beaver, Tony Chiazza
 Technicals: None
 Attendance: 1,444

NORTH TEXAS 64 November 20, 2012
VIRGINIA 80 John Paul Jones Arena • Charlottesville, Va.

NORTH TEXAS (3-3)

Player	FG	3FG	FT	O-D	Reb	PF	Pts	A	TO	Blk	Stl	Min
T. Mitchell (F)	4-8	1-5	7-9	4-5	9	3	16	0	3	3	1	34
Franklin (F)	1-5	0-0	3-4	4-2	6	2	5	1	2	2	1	21
A. Williams (G)	4-11	0-0	3-5	1-0	1	2	11	0	1	0	2	33
Jones (G)	3-8	0-2	0-0	2-1	3	4	6	2	1	0	1	23
J. Williams (G)	4-15	0-6	4-5	2-0	2	4	12	0	4	0	0	28
Holmen	1-5	0-2	2-2	2-3	5	2	4	0	0	0	0	15
Hardwick	0-0	0-0	0-1	0-1	1	2	0	2	1	0	0	20
A. Mitchell	0-0	0-0	0-0	0-0	0	0	0	0	0	0	0	1
Patton	1-2	1-2	0-0	0-0	0	0	3	0	0	0	1	6
Overlander	1-2	1-2	0-0	0-0	0	0	3	0	0	0	1	8
Stojiljkovic	0-0	0-0	0-0	0-0	0	1	0	0	1	0	0	4
Coleman	2-2	0-0	0-0	1-0	1	1	4	0	1	0	0	7
				5-1	6							
TOTALS	21-58	3-19	19-26	21-33	34	21	64	5	14	5	7	200
	.362	.158	.731									

VIRGINIA (4-2)

Player	FG	3FG	FT	O-D	Reb	PF	Pts	A	TO	Blk	Stl	Min
Mitchell (F)	3-5	0-0	2-3	0-4	4	4	8	1	4	0	0	24
Atkins (F)	5-10	0-0	0-0	5-4	9	3	10	1	1	2	1	31
Jespersion (G)	2-2	1-1	0-0	0-1	1	3	5	2	3	1	1	24
Jones (G)	3-6	1-2	6-7	0-1	1	3	13	4	3	0	1	31
Harris (G)	3-6	3-4	3-4	0-2	2	3	12	2	1	1	0	21
Barnette	0-0	0-0	0-0	0-0	0	0	0	0	0	0	0	8
Tobey	2-2	0-0	1-2	0-0	0	0	5	1	0	0	0	9
Nolte	5-5	3-3	0-0	0-4	4	2	13	3	3	0	1	29
Anderson	4-10	0-1	6-8	3-1	4	2	14	4	0	1	3	23
				1-2	3							
TOTALS	27-46	8-11	18-24	9-19	28	20	80	18	15	5	7	200
	.587	.727	.750									

NORTH TEXAS	22	42	64
VIRGINIA	42	38	80

Officials: Brian Shey, Alvin Cox, Evon Burroughs
 Technicals: North Texas-Head Coach Tony Benford
 Attendance: 1,745

VIRGINIA 60 November 28, 2012
WISCONSIN 54 Kohl Center • Madison, Wis.

VIRGINIA (5-2)

Player	FG	3FG	FT	O-D	Reb	PF	Pts	A	TO	Blk	Stl	Min
Mitchell (F)	3-6	0-0	5-6	3-7	10	2	11	2	3	0	0	33
Atkins (F)	6-9	0-0	2-3	3-4	7	2	14	1	1	2	1	35
Jespersion (G)	0-3	0-1	0-0	1-2	3	2	0	0	0	0	0	24
Jones (G)	1-2	0-0	0-0	0-0	0	2	2	3	4	1	2	25
Harris (G)	8-19	1-7	5-6	1-4	5	1	22	5	0	0	0	35
Evans	0-2	0-0	0-0	0-4	4	0	0	0	1	0	0	16
Tobey	0-1	0-0	0-0	0-0	0	1	0	0	0	0	0	4
Nolte	2-2	2-2	2-2	0-3	3	2	8	1	1	1	0	19
Anderson	1-2	1-2	0-0	0-4	4	0	3	0	0	0	0	9
				0-0	0							
TOTALS	21-46	4-12	14-17	8-28	36	12	60	12	10	4	3	200
	.457	.333	.824									

WISCONSIN (4-3)

Player	FG	3FG	FT	O-D	Reb	PF	Pts	A	TO	Blk	Stl	Min
Evans (F)	4-12	0-2	0-0	3-3	6	3	8	1	0	2	2	36
Bruesewitz (F)	3-7	0-3	0-1	1-0	1	2	6	4	1	1	0	30
Berggren (F)	4-8	2-3	2-2	1-1	2	0	12	0	1	0	0	30
Brust (G)	6-16	3-9	0-0	0-4	4	2	15	0	1	0	1	37
Jackson (G)	2-7	1-1	0-0	0-4	4	2	5	5	1	0	2	32
Marshall	1-2	1-1	0-0	0-1	1	2	3	1	1	0	0	11
Dekker	1-2	1-2	2-2	0-0	0	4	5	1	0	0	1	21
Kaminsky	0-1	0-1	0-0	0-0	0	0	0	0	0	0	0	3
				2-5	7							
TOTALS	21-55	8-22	4-5	7-18	25	15	54	12	5	3	6	200
	.382	.364	.800									

VIRGINIA	24	36	60
WISCONSIN	23	31	54

Officials: Mike Kitts, Terry Wymer, John Higgins
 Technicals: None
 Attendance: 16,690

GREEN BAY 51 December 1, 2012
VIRGINIA 67 John Paul Jones Arena • Charlottesville, Va.

GREEN BAY (3-4)

Player	FG	3FG	FT	O-D	Reb	PF	Pts	A	TO	Blk	Stl	Min
Fouse (F)	2-5	0-1	0-0	0-5	5	2	4	2	1	1	2	30
Coughill (F)	1-6	1-3	2-2	1-4	5	1	5	2	1	0	0	24
Brown (C)	5-11	2-3	2-4	2-4	6	4	14	0	5	0	0	28
Muhammad (G)	3-9	2-7	0-0	1-1	2	0	8	1	2	0	0	28
Sykes (G)	4-13	0-0	4-4	1-2	3	3	12	3	1	0	3	38
Love	0-0	0-0	0-0	0-0	0	2	0	1	0	0	0	9
Cerroni	1-4	0-3	1-1	1-0	1	1	3	1	3	0	0	17
Mays	2-5	0-0	1-2	2-4	6	0	5	1	0	1	0	26
				1-2	3							
TOTALS	18-53	5-17	10-13	9-22	31	13	51	11	13	2	5	200
	.340	.294	.769									

VIRGINIA (6-2)

Player	FG	3FG	FT	O-D	Reb	PF	Pts	A	TO	Blk	Stl	Min
Mitchell (F)	9-12											

TENNESSEE 38 December 5, 2012
VIRGINIA 46 John Paul Jones Arena • Charlottesville, Va.

TENNESSEE (4-3)

Player	FG	3FG	FT	O-D	Reb	PF	Pts	A	TO	Blk	Stl	Min
Stokes (F)	2-5	0-0	1-3	2-7	9	2	5	1	1	1	1	27
Hall (F)	3-11	0-1	2-3	2-3	5	3	8	0	4	0	0	32
Richardson (G)	1-3	0-1	0-0	1-1	2	0	2	0	1	1	0	28
Golden (G)	4-12	1-5	2-2	1-3	4	2	11	2	2	0	0	24
McBee (G)	2-9	1-7	0-0	0-2	2	0	5	1	0	0	0	29
Makanjuola	1-1	0-0	0-0	1-2	3	4	2	0	1	0	0	13
Moore	0-0	0-0	0-0	0-0	0	1	0	0	1	0	0	1
Lopez	0-1	0-1	0-0	0-0	0	0	0	0	0	0	0	5
Chievous	0-1	0-0	0-0	0-3	3	1	0	0	0	0	0	8
Edwards	0-3	0-1	0-0	0-1	1	1	0	0	0	0	0	9
McRae	2-6	1-3	0-0	0-4	4	1	5	3	2	1	2	24
				3-0	3							
TOTALS	15-52	3-19	5-8	10-26	36	15	38	7	12	3	3	200
	<i>.288</i>	<i>.158</i>	<i>.625</i>									

VIRGINIA (7-2)

Player	FG	3FG	FT	O-D	Reb	PF	Pts	A	TO	Blk	Stl	Min
Mitchell (F)	6-13	0-0	1-3	5-7	12	2	13	1	2	0	0	34
Atkins (F)	4-10	0-0	0-0	0-5	5	3	8	0	1	3	1	33
Evans (G)	2-6	0-0	0-0	0-0	0	2	4	4	0	0	0	18
Jespersion (G)	0-2	0-2	2-2	0-4	4	1	2	0	1	1	0	28
Harris (G)	6-11	1-3	0-1	1-5	6	1	13	1	1	0	0	34
Jones	0-4	0-1	2-2	0-0	0	3	2	3	1	0	1	24
Tobey	1-4	0-0	0-0	0-2	2	2	2	0	1	1	0	8
Nolte	0-1	0-1	2-2	0-2	2	1	2	0	1	2	0	10
Anderson	0-2	0-1	0-0	0-0	0	0	0	1	0	1	0	11
				4-2	6							
TOTALS	19-53	1-8	7-10	10-27	37	15	46	10	8	8	2	200
	<i>.358</i>	<i>.125</i>	<i>.700</i>									

TENNESSEE	16	22	38	Officials:	Les Jones, Joe Lindsay, Doug Simmons
VIRGINIA	25	21	46	Technical:	None
				Attendance:	9,702

MISS. VALLEY ST. 39 December 8, 2012
VIRGINIA 67 John Paul Jones Arena • Charlottesville, Va.

MISSISSIPPI VALLEY STATE (0-5)

Player	FG	3FG	FT	O-D	Reb	PF	Pts	A	TO	Blk	Stl	Min
Usher (F)	5-18	2-9	2-3	0-6	6	1	14	0	1	0	0	33
Ralling (F)	2-8	1-5	2-2	1-4	5	3	7	1	0	0	1	33
Francis (F)	0-2	0-1	0-0	0-2	2	1	0	0	1	0	0	11
Holley (C)	0-2	0-0	0-0	1-1	2	2	0	0	1	0	0	15
Marshall	0-5	0-2	0-0	1-0	1	0	0	1	3	0	0	22
Smith	1-6	0-0	4-6	5-1	6	5	6	0	3	1	0	31
Dobbs	0-4	0-4	0-0	0-0	0	1	0	0	0	0	0	10
Henry	0-6	0-1	2-2	4-1	5	0	2	0	1	0	1	20
Tomlin	3-7	0-1	4-5	1-5	6	0	10	1	1	0	1	25
				2-4	6							
TOTALS	11-58	3-23	14-18	15-24	39	13	39	3	11	1	3	200
	<i>.190</i>	<i>.130</i>	<i>.778</i>									

VIRGINIA (8-2)

Player	FG	3FG	FT	O-D	Reb	PF	Pts	A	TO	Blk	Stl	Min
Mitchell (F)	9-14	0-0	2-3	2-3	5	2	20	1	1	0	4	16
Atkins (F)	7-11	0-0	0-2	2-5	7	2	14	0	0	1	1	23
Jespersion (G)	1-3	1-2	0-0	0-1	1	2	3	1	1	0	1	20
Jones (G)	1-4	0-2	0-0	0-3	3	2	2	2	1	0	0	21
Harris (G)	0-4	0-2	3-4	0-3	3	1	3	6	1	1	0	27
Browman	0-1	0-1	0-0	0-2	2	2	0	0	1	0	0	13
Barnette	1-2	1-2	0-0	0-1	1	2	3	4	3	0	0	18
Tobey	2-4	0-0	1-1	1-2	3	0	5	0	1	3	0	12
Nolte	1-1	0-0	0-0	1-3	4	2	2	1	0	1	1	18
Anderson	6-11	1-3	2-2	1-8	9	1	15	2	0	2	2	27
Kirven	0-1	0-0	0-0	0-0	0	1	0	0	1	0	0	2
Rogers	0-0	0-0	0-2	0-1	1	0	0	0	0	0	0	3
				0-3	3							
TOTALS	28-56	3-12	8-14	7-35	42	17	67	17	10	8	9	200
	<i>.500</i>	<i>.250</i>	<i>.571</i>									

MISS. VALLEY ST.	22	17	39	Officials:	Sean Hull, Bernard Clinton, Jeff Nichols
VIRGINIA	36	31	67	Technical:	None
				Attendance:	8,691

MORGAN STATE 57 December 19, 2012
VIRGINIA 75 John Paul Jones Arena • Charlottesville, Va.

MORGAN STATE (3-5)

Player	FG	3FG	FT	O-D	Reb	PF	Pts	A	TO	Blk	Stl	Min
Heath (F)	1-2	0-0	0-0	1-1	2	1	2	0	0	0	0	7
Jackson (F)	11-16	3-5	7-7	0-0	0	2	32	0	1	0	0	33
Chiles (C)	0-2	0-0	2-2	0-0	0	3	2	0	1	1	0	15
Hubbard (G)	1-7	0-2	0-0	0-7	7	1	2	1	6	0	2	30
Bozeman (G)	2-6	0-1	1-1	0-4	4	2	5	3	1	0	3	34
Pretlow	0-0	0-0	0-0	0-0	0	1	0	0	0	0	0	4
Black	2-5	0-2	1-2	1-2	3	1	5	3	4	0	0	31
Bailey	0-0	0-0	0-0	0-0	0	5	0	0	0	0	0	6
Simpson	0-0	0-0	0-0	0-0	0	0	0	0	0	0	0	2
Blossom	0-1	0-0	0-3	0-1	1	1	0	0	0	0	1	7
Duncan	4-6	0-0	1-3	1-1	2	2	9	1	4	3	0	31
				2-0	2							
TOTALS	21-45	3-10	12-18	5-16	21	20	57	8	17	4	6	200
	<i>.467</i>	<i>.300</i>	<i>.667</i>									

VIRGINIA (9-2)

Player	FG	3FG	FT	O-D	Reb	PF	Pts	A	TO	Blk	Stl	Min
Mitchell (F)	5-12	0-1	5-8	4-8	12	3	15	7	2	0	1	33
Atkins (F)	8-12	0-0	1-3	3-1	4	4	17	0	3	1	3	25
Jespersion (G)	4-5	3-4	0-0	1-2	3	2	11	1	1	0	0	30
Jones (G)	0-3	0-1	2-2	1-1	2	2	2	2	2	0	3	23
Harris (G)	3-4	2-3	6-9	0-2	2	2	14	3	4	0	0	21
Browman	0-0	0-0	0-0	1-0	1	1	0	0	0	0	0	2
Barnette	0-2	0-2	0-2	1-2	3	0	0	2	0	0	0	19
Tobey	2-5	0-0	2-2	2-1	3	0	6	1	1	0	1	10
Nolte	2-5	0-2	1-1	1-0	1	3	5	1	1	0	0	14
Anderson	1-5	1-2	2-2	0-2	2	0	5	1	1	1	0	22
Rogers	0-1	0-1	0-0	0-0	0	0	0	0	1	0	0	1
				2-4	6							
TOTALS	25-54	6-16	19-29	16-23	39	17	75	18	16	2	8	200
	<i>.463</i>	<i>.375</i>	<i>.655</i>									

MORGAN STATE	28	29	57	Officials:	Les Jones, Brian Dorsey, Ron Tyburski
VIRGINIA	37	38	75	Technical:	Morgan State-Head Coach Todd Bozeman
				Attendance:	8,319

VIRGINIA 61 December 22, 2012
OLD DOMINION 63 Richmond Coliseum • Richmond, Va.

VIRGINIA (9-3)

Player	FG	3FG	FT	O-D	Reb	PF	Pts	A	TO	Blk	Stl	Min
Jespersion (G)	1-5	1-3	0-0	0-4	4	2	3	2	0	0	0	33
Jones (G)	1-2	0-1	2-2	0-4	4	4	4	3	1	0	0	25
Harris (G)	6-15	4-9	2-2	0-3	3	1	18	2	2	1	0	33
Mitchell (F)	3-10	0-0	2-3	4-5	9	2	8	1	1	1	0	33
Atkins (F)	2-6	0-0	0-0	1-3	4	5	4	0	2	2	1	22
Browman	0-0	0-0	0-0	0-0	0	0	0	0	0	0	0	1
Barnette	1-4	1-3	0-0	0-0	0	0	3	2	1	0	0	11
Tobey	3-3	0-0	0-1	0-0	0	1	6	1	1	1	0	9
Nolte	4-7	3-5	4-5	1-2	3	3	15	0	0	1	0	

WOFFORD VIRGINIA **39 74** December 30, 2012
John Paul Jones Arena • Charlottesville, Va.

WOFFORD (6-7)

Player	FG	3FG	FT	O-D	Reb	PF	Pts	A	TO	Blk	Stl	Min
Smith (F)	1-2	0-0	0-0	1-2	3	0	2	0	0	0	0	22
Skinner (F)	2-8	0-2	2-2	1-3	4	1	4	1	2	0	0	28
Cochran (G)	1-11	1-7	2-2	1-1	2	2	5	0	2	0	2	24
Swinton (G)	0-0	0-0	0-0	0-0	0	0	0	0	2	0	1	19
Collins (G)	5-9	3-6	4-4	0-2	2	1	17	1	4	0	0	30
Korkowski	0-0	0-0	0-0	0-0	0	0	0	0	0	0	0	3
Byrd	0-2	0-1	0-0	0-2	2	2	0	1	1	0	0	8
Faithfull	1-1	0-0	0-0	0-2	2	4	2	3	3	0	1	21
Wagener	1-2	1-2	0-0	0-1	1	0	3	0	2	0	1	16
Gordon	2-4	0-1	0-2	0-1	1	0	4	0	0	0	2	10
Neumann	1-3	0-0	0-0	0-1	1	2	2	0	1	0	0	17
Hickson	0-0	0-0	0-0	0-1	1	0	0	0	0	0	0	2
TOTALS	14-42	5-19	6-10	3-16	19	12	39	6	17	0	7	200
	.333	.263	.600									

VIRGINIA (10-3)

Player	FG	3FG	FT	O-D	Reb	PF	Pts	A	TO	Blk	Stl	Min
Mitchell (F)	6-7	0-0	3-4	1-5	6	1	15	2	1	0	4	25
Atkins (F)	0-2	0-0	0-0	0-0	0	0	0	0	1	0	0	7
Jespersion (G)	1-1	1-1	0-0	0-1	1	1	3	1	1	1	0	15
Jones (G)	2-4	2-2	0-2	0-1	1	2	6	3	1	0	0	17
Harris (G)	5-6	2-2	3-4	0-4	4	1	15	3	3	0	2	25
Browman	0-0	0-0	0-0	0-2	2	1	0	6	3	0	0	23
Barnette	1-2	1-2	0-0	0-1	1	1	3	1	0	0	0	10
Tobey	9-10	1-1	0-0	1-5	6	1	19	1	1	1	0	27
Nolte	3-6	1-3	0-0	1-5	6	3	7	2	0	0	0	22
Anderson	3-7	0-3	0-0	1-1	2	1	6	3	1	0	2	25
Kirven	0-0	0-0	0-0	0-1	1	0	0	0	0	0	0	2
Rogers	0-2	0-1	0-0	0-1	1	0	0	0	0	0	0	2
TOTALS	30-47	8-15	6-10	4-27	31	12	74	22	12	2	8	200
	.638	.533	.600									

WOFFORD	17	22	39
VIRGINIA	31	43	74

Officials: Jamie Luckie, William Humes, Ray Perone
Technicals: None
Attendance: 9,387

VIRGINIA WAKE FOREST **52 55** January 9, 2013
Joel Coliseum • Winston-Salem, N.C.

VIRGINIA (11-4, 1-1 ACC)

Player	FG	3FG	FT	O-D	Reb	PF	Pts	A	TO	Blk	Stl	Min
Mitchell (F)	5-9	0-0	0-1	5-5	10	1	10	0	3	1	2	31
Atkins (F)	0-4	0-0	2-2	0-2	2	2	2	0	1	0	0	16
Evans (G)	1-4	0-0	0-0	1-3	4	3	2	3	4	0	0	24
Jespersion (G)	0-2	0-1	0-0	0-0	0	1	0	0	2	0	0	21
Harris (G)	5-14	2-3	1-1	2-2	4	4	13	2	4	1	1	34
Barnette	0-0	0-0	0-0	0-0	0	0	0	0	0	0	0	1
Jones	0-1	0-0	0-0	0-1	1	1	0	1	1	0	2	15
Tobey	6-9	0-0	2-2	4-3	7	1	14	0	0	0	0	21
Nolte	1-7	1-7	3-4	0-3	3	3	6	0	1	1	1	20
Anderson	2-5	0-0	1-2	4-4	8	3	5	2	1	0	0	17
				1-0	1							
TOTALS	20-55	3-11	9-12	17-23	40	19	52	8	17	3	6	200
	.364	.273	.750									

WAKE FOREST (8-6, 1-1 ACC)

Player	FG	3FG	FT	O-D	Reb	PF	Pts	A	TO	Blk	Stl	Min
Thomas (F)	1-1	0-0	0-0	1-7	8	3	2	2	5	3	0	26
McKie (F)	4-10	1-3	5-5	1-3	4	1	14	3	0	2	2	33
Adala Moto (F)	4-8	0-2	1-5	0-0	0	2	9	0	1	1	1	20
Miller-McIntyre (G)	2-6	0-1	0-0	1-3	4	1	4	1	2	0	1	28
Harris (G)	3-10	2-4	8-8	0-1	1	2	16	1	2	1	0	30
Jones	1-1	0-0	0-1	0-1	1	1	2	1	1	1	0	17
Fischer	1-3	1-2	0-0	1-1	2	0	3	1	1	0	1	16
Rountree	0-0	0-0	0-0	0-0	0	0	0	1	0	1	0	11
Cavanaugh	2-5	0-3	1-2	0-3	3	3	5	0	0	0	0	19
				1-0	1							
TOTALS	18-44	4-15	15-21	5-19	24	13	55	10	12	9	5	200
	.449	.571	.500									

VIRGINIA	22	30	52
WAKE FOREST	29	26	55

Officials: Raymond Styons, Tim Kelly, Brian O'Connell
Technicals: None
Attendance: 9,217

NO. CAROLINA VIRGINIA **52 61** January 6, 2013
John Paul Jones Arena • Charlottesville, Va.

NORTH CAROLINA (10-4, 0-1 ACC)

Player	FG	3FG	FT	O-D	Reb	PF	Pts	A	TO	Blk	Stl	Min
Hubert (F)	1-2	0-0	1-2	0-2	2	2	3	0	0	0	0	19
Bullock (F)	7-9	4-6	4-4	2-3	5	1	22	1	0	1	0	32
McAdoo (F)	4-9	0-0	2-4	0-7	7	2	10	0	4	0	1	30
Strickland (G)	2-7	0-0	0-0	0-0	0	2	4	3	0	0	1	28
Paige (G)	1-7	0-3	0-0	0-3	3	2	2	2	2	0	0	28
James	0-1	0-0	0-2	0-4	4	1	0	0	2	0	0	9
McDonald	0-3	0-3	0-0	0-0	0	2	0	0	2	0	1	15
Johnson	1-2	0-0	0-0	1-1	2	1	2	1	1	1	1	10
Hairston	3-9	1-5	1-3	1-4	5	4	8	2	1	0	0	22
Tokoto	0-2	0-0	1-2	1-0	1	1	1	0	0	0	0	7
				3-3	6							
TOTALS	19-51	5-17	9-17	8-27	35	18	52	9	12	2	4	200
	.373	.294	.529									

VIRGINIA (11-3, 1-0 ACC)

Player	FG	3FG	FT	O-D	Reb	PF	Pts	A	TO	Blk	Stl	Min
Mitchell (F)	2-5	0-0	3-8	2-9	11	3	7	1	1	0	2	31
Atkins (F)	1-4	0-0	0-0	0-3	3	2	2	0	0	2	0	16
Jespersion (G)	2-6	1-2	2-2	0-1	1	3	7	2	0	0	0	20
Jones (G)	2-4	2-2	0-0	0-2	2	0	6	0	3	0	1	20
Harris (G)	7-11	2-4	3-6	1-4	5	2	19	1	1	0	2	36
Evans	4-7	0-0	0-0	0-0	0	2	8	6	3	0	0	21
Tobey	1-5	0-0	0-0	1-2	3	0	2	0	3	1	0	14
Nolte	3-5	3-5	0-0	0-1	1	2	9	2	0	1	1	23
Anderson	0-2	0-1	1-2	1-3	4	0	1	2	0	2	0	19
				0-2	2							
TOTALS	22-49	8-14	9-18	5-27	32	14	61	14	11	6	6	200
	.449	.571	.500									

NORTH CAROLINA	25	27	52
VIRGINIA	24	37	61

Officials: Karl Hess, Doug Sirmons, John Cahill
Technicals: None
Attendance: 12,117

VIRGINIA CLEMSON **44 59** January 12, 2013
Littlejohn Coliseum • Clemson, S.C.

VIRGINIA (11-5, 1-2 ACC)

Player	FG	3FG	FT	O-D	Reb	PF	Pts	A	TO	Blk	Stl	Min
Mitchell (F)	3-5	0-0	1-2	3-6	9	2	7	3	4	1	2	31
Atkins (F)	1-3	0-0	0-0	0-1	1	3	2	1	0	2	0	15
Evans (G)	1-1	0-0	0-2	0-1	1	1	2	3	5	0	0	33
Jespersion (G)	1-6	1-4	2-2	0-0	0	1	5	0	0	0	0	27
Harris (G)	5-13	2-7	2-2	0-5	5	3	14	3	0	0	1	31
Jones	1-3	0-2	0-0	0-0	0	1	2	0	0	0	1	10
Tobey	3-9	0-0	0-0	1-1	2	2	6	1	0	0	0	15
Nolte	2-4	2-3	0-0	1-0	1	2	6	0	0	0	0	24
Anderson	0-4	0-1	0-0	1-1	2	2	0	0	2	0	0	14
				1-1	2							
TOTALS	17-48	5-17	5-8	7-16	23	17	44	11	12	3	4	200
	.354	.294	.625									

CLEMSON (9-6, 1-2 ACC)

Player	FG	3FG	FT	O-D	Reb	PF	Pts	A	TO	Blk	Stl	Min
Jennings (F)	7-13	5-8	2-4	2-9	11	3	21	3	2	1	1	37
McDaniels (F)	0-0	0-0	6-8	0-3	3	2	6	1	4	3	0	31
Booker (C)	3-10	0-0	9-12	1-8	9	3	15	1	3	2	0	36
Filer (G)	0-2	0-1	2-3	0-1	1	2	2	3	2	0	0	28
Hall (G)	4-4	0-0	0-0	0-0	0	1	8	2	0	0	0	36
Harrison	2-3	1-1	0-0	0-2	2	1	5	2	2	0	1	25
Sullivan	0-0	0-0	0-0	0-1	1	1	0	0	1	0	0	3
Nnoko	1-1	0-0	0-0	0-0	0	0	2	0	0	0	0	4
				1-1	2							
TOTALS	17-33	6-10	19-27	4-25	29	13	59	12	15	6	2	200
	.515	.600	.704									

--

VIRGINIA 60 February 3, 2013
GEORGIA TECH 66 McCamish Pavilion • Atlanta, Ga.

VIRGINIA (15-6, 5-3 ACC)

Player	FG	3FG	FT	O-D	Reb	PF	Pts	A	TO	Blk	Stl	Min
Nolte (F)	2-9	2-8	0-0	1-3	4	4	6	0	0	0	0	24
Mitchell (F)	6-14	0-0	1-1	3-9	12	3	13	0	1	1	0	34
Evans (G)	2-5	0-0	0-0	1-0	1	1	4	4	4	0	1	33
Jespersion (G)	1-3	1-3	0-0	0-1	1	2	3	1	1	0	2	31
Harris (G)	6-14	4-9	2-4	4-2	6	4	18	4	6	1	1	37
Barnette	1-1	1-1	0-0	0-0	0	0	3	0	0	0	0	1
Jones	1-1	0-0	0-0	0-0	0	2	2	1	0	0	0	6
Tobey	0-0	0-0	1-2	0-2	2	3	1	1	1	0	0	9
Anderson	3-8	1-1	3-4	2-1	3	3	10	4	1	1	0	25
				2-0	2							
TOTALS	22-55	9-22	7-11	13-18	31	22	60	15	14	3	4	200
	<i>.400</i>	<i>.409</i>	<i>.636</i>									

GEORGIA TECH (12-8, 2-6 ACC)

Player	FG	3FG	FT	O-D	Reb	PF	Pts	A	TO	Blk	Stl	Min
Georges-Hunt (F)	1-6	0-2	5-6	2-2	4	2	7	0	0	0	1	33
Carter, Jr. (F)	6-8	0-2	2-3	1-7	8	3	14	3	3	2	1	31
Miller (C)	2-4	0-0	0-0	2-6	8	2	4	4	3	2	0	27
Udofia (G)	4-8	3-5	4-4	0-1	1	1	15	2	3	0	1	34
Bolden (G)	4-10	1-5	5-7	0-5	5	3	14	1	1	0	0	37
Jordan	0-0	0-0	0-0	0-0	0	1	0	0	0	0	0	4
Poole, Jr.	0-1	0-0	0-0	1-0	1	1	0	0	0	0	0	2
Reed	0-1	0-0	0-2	0-1	1	0	0	1	0	0	1	7
Holsley	5-7	0-0	2-3	3-1	4	1	12	1	3	1	1	22
Poole	0-1	0-1	0-0	0-0	0	0	0	0	0	0	0	3
				0-0	0							
TOTALS	22-46	4-15	18-25	9-23	32	14	66	12	13	5	5	200
	<i>.478</i>	<i>.267</i>	<i>.720</i>									

VIRGINIA	37	23	60
GEORGIA TECH	28	38	66

Officials: Bryan Kersey, Brian Dorsey, Tony Greene
 Technicals: None
 Attendance: 7,128

VIRGINIA 80 February 10, 2013
MARYLAND 69 Comcast Center • College Park, Md.

VIRGINIA (17-6, 7-3 ACC)

Player	FG	3FG	FT	O-D	Reb	PF	Pts	A	TO	Blk	Stl	Min
Anderson (F)	5-14	1-3	6-6	1-8	9	1	17	3	2	1	0	35
Mitchell (F)	4-6	0-0	5-8	2-2	4	2	13	0	2	0	2	27
Evans (G)	2-3	0-0	1-2	1-4	5	4	5	8	4	0	0	36
Jespersion (G)	4-6	4-4	0-1	1-2	3	2	12	0	1	0	1	23
Harris (G)	7-8	3-4	5-6	1-1	2	2	22	1	3	0	2	37
Barnette	1-2	1-2	0-0	0-0	0	0	3	0	2	0	0	6
Jones	0-1	0-1	0-0	0-0	0	0	0	0	0	0	0	7
Nolte	3-7	2-5	0-0	1-4	5	4	8	3	1	0	0	22
Atkins	0-1	0-0	0-0	1-2	3	1	0	0	1	0	0	7
				1-2	3							
TOTALS	26-48	11-19	17-23	9-25	34	16	80	15	16	1	5	200
	<i>.542</i>	<i>.579</i>	<i>.739</i>									

MARYLAND (17-7, 5-6 ACC)

Player	FG	3FG	FT	O-D	Reb	PF	Pts	A	TO	Blk	Stl	Min
Wells (F)	5-9	2-5	1-4	1-4	5	1	13	1	0	0	0	33
Padgett (F)	1-2	0-0	0-1	1-1	2	1	2	0	0	0	0	6
Len (C)	3-6	0-0	3-4	3-4	7	5	9	2	0	5	1	26
Faust (G)	4-9	0-1	0-0	0-1	1	3	8	3	2	0	1	25
Layman (G)	1-7	0-4	2-2	0-4	4	1	4	1	0	1	1	28
Mitchell	1-3	0-0	0-0	2-0	2	2	2	0	4	0	0	9
Aronhalt	3-7	2-4	1-2	2-0	2	0	9	0	2	0	0	20
Allen	4-8	0-2	3-4	0-3	3	2	11	5	3	0	5	25
Howard	2-4	1-1	0-0	1-0	1	1	5	2	1	0	1	17
Clare	3-3	0-0	0-1	0-0	0	1	6	0	1	0	0	11
				2-0	2							
TOTALS	27-58	5-17	10-18	12-17	29	17	69	14	13	6	9	200
	<i>.466</i>	<i>.294</i>	<i>.556</i>									

VIRGINIA	35	45	80
MARYLAND	29	40	69

Officials: Karl Hess, Roger Ayers, Bryan Kersey
 Technicals: None
 Attendance: 16,895

CLEMSON 41 February 7, 2013
VIRGINIA 78 John Paul Jones Arena • Charlottesville, Va.

CLEMSON (12-10, 4-6 ACC)

Player	FG	3FG	FT	O-D	Reb	PF	Pts	A	TO	Blk	Stl	Min
Jennings (F)	1-7	0-3	0-0	1-2	3	1	2	1	5	0	0	25
Booker (F)	3-5	0-1	1-2	6-3	9	2	7	0	4	2	0	28
McDaniels (F)	4-10	1-3	1-1	1-1	2	2	10	0	1	1	0	30
Hall (G)	1-4	0-1	0-1	0-6	6	0	2	0	3	0	1	27
Harrison (G)	1-5	0-3	4-4	1-3	4	2	6	0	2	0	1	24
Fields	1-2	0-1	0-0	1-0	1	1	2	0	0	0	0	3
Filer	1-5	0-2	0-0	0-0	0	2	2	2	0	0	2	19
Roper	3-10	0-3	2-4	0-1	1	0	8	1	1	0	0	25
Sullivan	1-2	0-0	0-0	0-1	1	0	2	0	1	0	0	7
Smith	0-1	0-0	0-0	1-1	2	0	0	0	0	0	0	6
Nnoko	0-1	0-0	0-0	1-0	1	0	0	0	1	0	1	6
				2-1	3							
TOTALS	16-52	1-17	8-12	14-19	33	10	41	4	19	3	5	200
	<i>.308</i>	<i>.059</i>	<i>.667</i>									

VIRGINIA (16-6, 6-3 ACC)

Player	FG	3FG	FT	O-D	Reb	PF	Pts	A	TO	Blk	Stl	Min
Mitchell (F)	7-11	0-0	2-2	2-4	6	1	16	0	1	1	4	31
Evans (G)	1-4	0-0	0-0	0-1	1	2	2	8	0	0	1	29
Jespersion (G)	2-8	1-7	0-0	0-2	2	1	5	1	2	2	1	26
Harris (G)	7-10	2-4	5-6	1-3	4	2	21	2	1	0	1	27
Anderson (F)	6-9	1-4	1-2	0-1	1	1	14	2	1	1	3	24
Browman	0-0	0-0	0-2	0-0	0	1	0	0	0	0	0	6
Barnette	3-4	3-4	0-0	0-1	1	1	9	1	0	0	0	15
Jones	1-3	0-1	0-0	0-0	0	3	2	0	0	0	1	11
Nolte	3-4	3-4	0-0	0-5	5	5	9	2	0	2	1	22
Kirven	0-1	0-0	0-0	0-2	2	0	0	0	1	0	0	5
Rogers	0-0	0-0	0-0	0-2	2	0	0	1	0	0	0	4
				2-3	5							
TOTALS	30-54	10-24	8-12	5-24	29	17	78	17	6	6	12	200
	<i>.556</i>	<i>.417</i>	<i>.667</i>									

CLEMSON	10	31	41
VIRGINIA	38	40	78

Officials: Jamie Luckie, Doug Simons, John Cahill
 Technicals: None
 Attendance: 9,942

VIRGINIA TECH 55 February 12, 2013
VIRGINIA 73 John Paul Jones Arena • Charlottesville, Va.

VIRGINIA TECH (11-13, 2-9 ACC)

Player	FG	3FG	FT	O-D	Reb	PF	Pts	A	TO	Blk	Stl	Min
Raines (F)	3-7	0-0	0-2	7-1	8	2	6	1	1	1	0	26
Barksdale (F)	1-2	0-0	0-0	0-4	4	2	2	0	2	0	1	16
Brown (G)	1-5	0-3	0-1	1-0	1	3	2	1	0	0	0	18
Green (G)	4-17	3-8	11-13	0-5	5	0	22	2	0	0	1	34
Johnston (G)	1-2	1-2	0-1	0-1	1	0	3	1	0	0	1	28
Zegeren	0-0	0-0	0-0	1-3	4	4	0	0	1	1	0	14
Patrick	2-2	0-0	0-0	0-1	1	0	4	0	0	0	0	2
Rankin	2-4	1-3	0-2	0-0	0	1	5	1	1	0	0	20
Donlon	0-1	0-0	0-0	0-0	0	0	0	0	0	0	0	2
Beyer	0-0	0-0	0-0	0-0	0	0	0	0	0	0	0	2
Racer	0-0	0-0	0-0	0-0	0	0	0	0	0	0	0	2
Eddie	1-7	1-5	0-0	1-2	3	0	3	0	2	0	0	14
Wood	3-5	2-4	0-0	0-5	5	3	8	1	1	0	0	22
				1-0	1							
TOTALS	18-52	8-25	11-19	11-22	33	15	55	7	9	2	3	200
	<i>.346</i>	<i>.320</i>	<i>.579</i>									

VIRGINIA (18-6, 8-3 ACC)

Player	FG	3FG	FT	O-D	Reb	PF	Pts	A	TO	Blk	Stl	Min
Mitchell (F)	6-12	0-0	5-8	2-6	8	0	17	3	0	0	2	34
Evans (G)	4-7	0-1	0-0	1-6	7	3	8	6	1	0	0	30
Jespersion (G)	3-5	2-3	0-0	0-2	2	2	8	1	0	2	0	22
Harris (G)	7-12	5-7	7-7	0-4	4	2	26	1	1	1	0	32
Anderson (F)	0-4	0-1	4-4	0-3	3	3	4	1	2	0	0	28
Browman	0-0	0-0	0-0	0-1	1	0	0	0	0	0	0	2
Barnette	0-1	0-1	0-0	0-1	1	0	0	0	0	0	0	11
Jones	1-3	1-3	2-2	0-0	0	2	5	2	0	0	0	9
Nolte	1-3	1-3										

VIRGINIA 81 February 16, 2013
NO. CAROLINA 93 Dean Smith Center • Chapel Hill, N.C.

VIRGINIA (18-7, 8-4 ACC)

Player	FG	3FG	FT	O-D	Reb	PF	Pts	A	TO	Blk	Stl	Min
Mitchell (F)	3-7	0-0	3-4	0-9	9	4	9	0	2	0	0	29
Jespersion (G)	3-5	3-5	0-0	0-2	2	4	9	0	1	0	2	26
Harris (G)	10-13	4-6	3-3	0-2	2	4	27	1	3	1	2	33
Anderson (G)	4-9	0-1	0-2	0-2	2	1	8	5	1	1	0	32
Evans (G)	5-7	1-2	1-2	0-1	1	3	12	5	6	0	2	33
Nolte	2-5	2-5	0-0	0-2	2	3	6	0	0	0	1	26
Barnette	1-1	1-1	0-0	0-0	0	1	3	0	0	0	0	4
Jones	1-2	1-2	0-0	0-0	0	1	3	1	1	0	0	8
Atkins	2-4	0-0	0-0	2-1	3	0	4	0	0	0	0	8
Browman	0-0	0-0	0-0	0-0	0	0	0	0	0	0	0	1
TOTALS	31-53	12-21	7-11	3-21	24	21	81	12	14	2	7	200
	.585	.571	.636									

NORTH CAROLINA (17-8, 7-5 ACC)

Player	FG	3FG	FT	O-D	Reb	PF	Pts	A	TO	Blk	Stl	Min
Bullock (F)	3-8	3-7	2-4	2-1	3	2	11	4	1	1	4	36
McAdoo (F)	4-10	0-0	1-4	2-8	10	3	9	1	3	1	1	30
Hairston (G)	8-14	6-12	7-8	2-5	7	3	29	0	0	0	1	29
Strickland (G)	3-5	0-0	6-8	0-1	1	1	12	6	1	0	1	30
Paige (G)	4-9	3-5	6-6	1-3	4	0	17	3	2	0	2	30
Johnson	3-4	0-0	0-0	1-3	4	1	6	0	0	0	1	11
McDonald	3-7	1-4	0-0	1-0	1	0	7	2	0	0	0	18
Tokoto	0-0	0-0	0-0	0-0	0	0	0	1	0	0	0	3
Hubert	0-0	0-0	0-0	0-0	0	0	0	0	0	0	1	1
Simmons	0-0	0-0	0-0	1-0	1	1	0	0	0	0	0	8
Moody	0-0	0-0	0-0	1-0	1	0	1	1	0	0	0	1
Tanner	1-1	0-0	0-0	0-0	0	0	2	0	0	0	0	1
Manor	0-1	0-0	0-0	0-0	0	0	0	0	0	0	0	1
Robinson	0-0	0-0	0-0	0-0	0	0	0	0	0	0	0	1
TOTALS	29-59	13-28	22-30	11-22	33	11	93	18	7	2	11	200
	.492	.464	.733									

VIRGINIA	40	41	81	Officials:	Les Jones, Tim Kelly, Jerry Heater
NORTH CAROLINA	40	53	93	Technical:	None
				Attendance:	20,616

GEORGIA TECH 54 February 24, 2013
VIRGINIA 82 John Paul Jones Arena • Charlottesville, Va.

GEORGIA TECH (14-12, 4-10 ACC)

Player	FG	3FG	FT	O-D	Reb	PF	Pts	A	TO	Blk	Stl	Min
Carter, Jr. (F)	4-10	1-4	0-0	0-5	5	2	9	0	3	1	1	28
Miller (C)	4-9	0-0	3-4	7-4	11	2	11	1	2	0	0	26
Udofia (G)	1-5	1-3	1-2	0-3	3	4	4	2	1	0	1	27
Georges-Hunt (G)	5-12	2-5	0-0	1-0	1	0	12	3	1	0	0	31
Bolden (G)	2-3	1-2	0-0	0-0	0	0	5	1	2	0	0	32
Royal	1-2	0-0	0-0	0-1	1	0	2	0	0	0	0	4
Jordan	0-0	0-0	0-0	0-0	0	1	0	0	0	0	0	6
Poole, Jr.	0-1	0-0	0-0	0-0	0	1	0	0	1	0	0	7
Morris	0-0	0-0	0-0	0-0	0	0	0	0	1	0	1	2
Reed	0-1	0-1	0-0	0-1	1	1	0	0	2	0	0	8
Holsey	4-4	0-0	0-2	1-1	2	4	8	0	3	0	0	20
TOTALS	22-50	6-17	4-8	10-16	26	16	54	8	17	1	3	200
	.440	.353	.500									

VIRGINIA (19-8, 9-5 ACC)

Player	FG	3FG	FT	O-D	Reb	PF	Pts	A	TO	Blk	Stl	Min
Anderson (F)	4-9	1-2	2-2	0-2	2	0	11	4	3	1	2	22
Mitchell (F)	8-9	0-0	2-2	3-5	8	1	18	1	0	0	1	30
Evans (G)	5-7	0-0	0-0	2-1	3	1	10	8	0	0	0	28
Jespersion (G)	2-6	1-4	1-2	0-4	4	0	6	0	0	1	1	23
Harris (G)	4-10	0-5	7-8	1-2	3	1	15	1	1	0	0	31
Browman	0-0	0-0	0-0	0-1	1	0	0	0	0	0	0	3
Barnette	3-4	3-4	0-0	0-0	0	1	9	1	0	0	0	14
Jones	2-3	0-0	0-0	0-1	1	0	4	0	0	0	0	12
Tobey	3-7	1-1	0-0	3-1	4	2	7	0	0	0	0	15
Nolte	1-3	0-2	0-0	0-1	1	2	2	0	0	1	1	20
Rogers	0-1	0-1	0-0	0-0	0	0	0	0	1	0	0	2
TOTALS	32-59	6-19	12-14	10-19	29	8	82	15	5	3	5	200
	.542	.316	.857									

GEORGIA TECH	29	25	54	Officials:	Doug Sirmons, Sean Hull, Gary Maxwell
VIRGINIA	41	41	82	Technical:	Georgia Tech-Udofia
				Attendance:	12,232

VIRGINIA 50 February 19, 2013
NO. 2 MIAMI 54 BankUnited Center • Miami, Fla.

VIRGINIA (18-8, 8-5 ACC)

Player	FG	3FG	FT	O-D	Reb	PF	Pts	A	TO	Blk	Stl	Min
Mitchell (F)	3-10	0-0	0-0	4-4	8	3	6	1	2	0	1	29
Evans (G)	1-5	0-0	3-4	0-4	4	1	5	7	1	0	1	35
Jespersion (G)	3-6	2-4	0-0	0-4	4	4	8	0	2	0	1	34
Harris (G)	7-16	1-5	1-2	1-6	7	2	16	2	1	0	1	36
Anderson (G)	3-8	1-2	0-0	1-0	1	3	7	1	1	3	0	28
Jones	0-1	0-0	0-0	0-1	1	0	0	0	0	0	0	5
Nolte	2-5	1-4	1-2	0-1	1	3	6	1	0	1	2	22
Atkins	1-1	0-0	0-0	0-1	1	1	2	0	0	0	0	11
TOTALS	20-52	5-15	5-8	8-24	32	17	50	12	7	4	6	200
	.385	.333	.625									

MIAMI (22-3, 13-0 ACC)

Player	FG	3FG	FT	O-D	Reb	PF	Pts	A	TO	Blk	Stl	Min
Kadji (F)	3-8	0-1	1-3	1-5	6	3	7	2	1	2	0	35
Gamble (F)	4-7	0-0	0-2	2-5	7	1	8	0	1	4	0	20
Larkin (G)	4-7	0-1	3-4	0-3	3	2	11	6	1	0	0	34
Scott (G)	2-6	0-1	2-2	0-0	0	1	6	1	1	0	3	37
Mck. Jones (G)	1-3	0-2	0-0	0-4	4	0	2	2	1	0	1	25
Brown	3-7	1-2	3-3	1-3	4	0	10	0	1	0	0	25
Jekiri	1-2	0-0	0-0	0-0	0	0	2	0	0	0	0	5
Johnson	4-7	0-0	0-2	1-6	7	3	8	0	2	1	0	19
TOTALS	29-59	13-28	22-30	11-22	33	11	93	18	7	2	11	200
	.492	.464	.733									

VIRGINIA	22	28	50	Officials:	Ray Natili, Doug Sirmons, Ray Stayons
#2/2 MIAMI	24	30	54	Technical:	None
				Attendance:	7,972

NO. 3 DUKE 68 February 28, 2013
VIRGINIA 73 John Paul Jones Arena • Charlottesville, Va.

DUKE (24-4, 11-4)

Player	FG	3FG	FT	O-D	Reb	PF	Pts	A	TO	Blk	Stl	Min
Plumlee (F)	2-5	0-0	6-6	0-7	7	3	10	1	3	1	1	40
Hairston (F)	0-0	0-0	0-0	0-0	0	4	0	0	1	0	0	15
Cook (G)	8-17	4-9	2-2	1-1	2	1	22	2	1	0	0	34
Sulaimon (G)	2-10	0-5	0-0	0-4	4	4	4	2	3	0	0	36
Curry (G)	7-14	4-8	10-12	0-3	3	2	28	1	0	0	1	35
Thornton	0-4	0-3	0-0	1-2	3	5	0	2	1	0	2	18
Murphy	1-1	0-0	0-0	0-0	0	0	2	0	0	0	0	9
Jefferson	1-2	0-0	0-0	0-2	2	4	2	0	0	0	0	13
TOTALS	21-53	8-25	18-20	2-22	25	23	68	8	9	1	4	200
	.396	.320	.900									

VIRGINIA (20-8, 10-5 ACC)

Player	FG	3FG	FT	O-D	Reb	PF	Pts	A	TO	Blk	Stl	Min
Anderson (F)	1-2	0-0	0-0	1-4	5	3	2	2	0	2	1	30
Mitchell (F)	5-1											

VIRGINIA 52 March 3, 2013
BOSTON COLLEGE 53 Conte Forum • Chestnut Hill, Mass.

VIRGINIA (20-9, 10-6 ACC)

Player	FG	3FG	FT	O-D	Reb	PF	Pts	A	TO	Blk	Stl	Min
Mitchell (F)	8-11	0-0	0-0	1-7	8	3	16	1	2	0	2	35
Evans (G)	2-7	0-0	0-0	2-2	4	2	4	4	2	0	0	35
Jespersion (G)	3-6	3-5	0-0	0-1	1	0	9	1	1	0	0	28
Harris (G)	4-11	2-4	4-5	0-3	3	1	14	3	3	0	1	36
Anderson (G)	1-5	0-2	1-2	1-4	5	3	3	1	1	0	0	32
Barnette	1-2	1-1	0-0	0-0	0	0	3	0	0	0	0	4
Jones	0-0	0-0	0-0	0-1	1	2	0	1	2	0	0	5
Tobey	0-1	0-0	0-0	0-0	0	2	0	0	0	0	0	4
Nolte	1-4	1-3	0-0	1-1	2	2	3	1	0	0	0	21
				0-1	1							
TOTALS	20-47	7-15	5-7	5-20	25	15	52	12	10	0	3	200
	<i>.426</i>	<i>.467</i>	<i>.714</i>									

BOSTON COLLEGE (13-16, 5-11 ACC)

Player	FG	3FG	FT	O-D	Reb	PF	Pts	A	TO	Blk	Stl	Min
Odio (F)	4-7	0-2	0-0	0-4	4	2	8	2	1	1	0	40
Anderson (F)	2-5	0-0	4-4	3-6	9	2	8	3	3	0	0	27
Hanlan (G)	5-9	1-2	2-2	0-5	5	2	13	1	1	0	0	36
Rahon (G)	5-9	3-5	2-3	0-1	1	0	15	0	0	0	1	40
Heckmann (G)	3-7	3-6	0-0	0-3	3	3	9	1	2	0	1	21
Jackson	0-3	0-3	0-0	0-1	1	2	0	1	3	0	0	20
Clifford	0-1	0-0	0-2	1-1	2	1	0	2	0	1	0	13
Rubin	0-0	0-0	0-0	0-1	1	0	0	1	0	0	0	3
				0-0	0							
TOTALS	19-41	7-18	8-11	4-22	26	12	53	11	10	2	2	200
	<i>.463</i>	<i>.389</i>	<i>.727</i>									

VIRGINIA	25	27	52	Officials:	Les Jones, Tim Kelly, Tim Nestor
BOSTON COLLEGE	24	29	53	Technical:	None
				Attendance:	5,062

VIRGINIA 51 March 7, 2013
FLORIDA STATE 53 Donald L. Tucker Center • Tallahassee, Fla.

VIRGINIA (20-10, 10-7 ACC)

Player	FG	3FG	FT	O-D	Reb	PF	Pts	A	TO	Blk	Stl	Min
Mitchell (F)	6-10	0-0	3-3	6-6	12	2	15	3	2	1	0	34
Evans (G)	1-8	0-0	0-0	0-1	1	0	2	2	1	0	0	32
Jespersion (G)	2-7	1-5	0-0	0-3	3	2	5	0	2	0	0	32
Harris (G)	5-15	1-6	2-2	0-1	1	3	13	1	1	0	2	38
Anderson (G)	2-3	0-1	0-0	0-2	2	0	4	1	0	0	1	22
Barnette	0-1	0-1	0-0	0-0	0	1	0	0	0	0	0	4
Jones	0-2	0-0	0-0	0-0	0	2	0	0	1	0	0	5
Tobey	6-9	0-0	0-0	5-2	7	3	12	0	0	1	0	17
Nolte	0-2	0-1	0-0	2-0	2	0	0	0	0	0	0	10
Atkins	0-0	0-0	0-0	0-1	1	0	0	0	0	0	0	6
				2-2	4							
TOTALS	22-57	2-14	5-5	15-18	33	13	51	7	7	2	3	200
	<i>.386</i>	<i>.143</i>	<i>1.000</i>									

FLORIDA STATE (15-15, 8-9 ACC)

Player	FG	3FG	FT	O-D	Reb	PF	Pts	A	TO	Blk	Stl	Min
White (F)	6-9	1-2	4-4	2-4	6	1	17	2	2	2	2	38
Ojo (C)	0-0	0-0	0-0	0-1	1	0	0	0	0	0	0	4
Bookert (G)	3-5	2-2	1-1	0-4	4	0	9	3	0	0	0	32
Snaer (G)	6-14	1-2	1-1	0-3	3	1	14	2	1	1	0	39
Thomas (G)	0-1	0-1	0-0	0-1	1	0	0	1	2	1	1	13
Brandon	0-3	0-0	0-0	0-0	0	2	0	1	0	0	0	27
Turpin	5-8	0-0	1-2	0-0	0	4	11	0	3	1	0	25
Gilchrist	0-0	0-0	0-0	0-0	0	0	0	0	1	0	0	2
Bojanovsky	1-2	0-0	0-0	1-3	4	1	2	0	1	1	0	12
Miller	0-2	0-2	0-0	0-1	1	1	0	1	2	0	1	8
				2-3	5							
TOTALS	21-44	4-9	7-8	5-20	25	10	53	10	12	6	4	200
	<i>.477</i>	<i>.444</i>	<i>.875</i>									

VIRGINIA	23	28	51	Officials:	Doug Sirmons, Ted Valentine, Raymond Styons
FLORIDA STATE	26	27	53	Technical:	None
				Attendance:	5,062

DOUG BROWMAN

#0



Senior • Guard • 5-11 • 176 • Midlothian, Va. • Montrose Christian

2012-13 SEASON:

- Had three rebounds and two assists in 11 minutes off the bench at George Mason (11/9/12)
- Played eight minutes vs. Delaware (11/13/12)
- Played a career-high 13 minutes vs. Mississippi Valley State (12/8/12)
- Contributed career bests in assists (6) and minutes (23) vs. Wofford (12/30/12)
- Earned a scholarship for the Spring Semester of 2013
- Has played in eight ACC games

SINGLE GAME BESTS

POINTS

Season: 1 vs. Seattle (11/17/12)
 Career: 3 on three occasions
 ACC: 3 vs. Maryland (2/18/12)

REBOUNDS

Season: 3 at George Mason (11/9/12)
 Career: 3, 2x last at George Mason (11/9/12)
 ACC: 3 at Georgia Tech (1/19/12)

FG MADE

Season: --
 Career: 1 on four occasions
 ACC: 1 vs. Maryland (2/18/12)

FG ATTEMPTS

Season: 2 vs. Delaware (11/13/12)
 Career: 2, 3x last vs. Delaware (11/13/12)
 ACC: 1 vs. Maryland (2/18/12)

3 PT FG MADE

Season: --
 Career: 1 on three occasions
 ACC: 1 vs. Maryland (2/18/12)

3 PT FG ATTEMPTS

Season: 2 vs. Delaware (11/13/12)
 Career: 2, 2x last vs. Delaware (11/13/12)
 ACC: 1 vs. Maryland (2/18/12)

FT MADE

Season: 1 vs. Seattle (11/17/12)
 Career: 1 at Georgia Tech (1/19/12)
 ACC: 1 at Georgia Tech (1/19/12)

FT ATTEMPTS

Season: 2, 2x last vs. Clemson (2/7/13)
 Career: 2, 2x last vs. Clemson (2/7/13)
 ACC: 2, 2x last vs. Clemson (2/7/13)

ASSISTS

Season: 6 vs. Wofford (12/30/12)
 Career: 6 vs. Wofford (12/30/12)
 ACC: 2 vs. Maryland (2/18/12)

TURNOVERS

Season: 3, 2x last vs. Wofford (12/30/12)
 Career: 3, 2x last vs. Wofford (12/30/12)
 ACC: 1, 2x last vs. Florida State (1/19/13)

BLOCKS

Season: --
 Career: --
 ACC: --

STEALS

Season: 1 vs. Boston College (1/26/13)
 Career: 2 vs. SC State (11/13/11)
 ACC: 1 vs. Boston College (1/26/13)

MINUTES

Season: 23 vs. Wofford (12/30/12)
 Career: 23 vs. Wofford (12/30/12)
 ACC: 11, 2x last vs. Boston College (1/26/13)

2012-13 GAME-BY-GAME:

Opponent	GP-GS	FG-FGA	3FG-3FGA	FT-FTA	Off-Def	Total	A	TO	Blk	Stl	PF	Min	Pts
at G.Mason	1-0	0-0	0-0	0-0	0-3	3	2	0	0	0	1	11	0
Fairfield	2-0	0-0	0-0	0-0	0-0	0	1	3	0	0	0	6	0
Delaware	3-0	0-2	0-2	0-0	0-1	1	1	0	0	0	0	8	0
Seattle	4-0	0-0	0-0	1-2	0-2	2	0	0	0	0	0	7	1
Lamar	5-0	0-0	0-0	0-0	0-0	0	0	0	0	0	0	3	0
North Texas	DNP												
at Wisconsin	DNP												
Green Bay	DNP												
Tennessee	DNP												
Miss. Valley St.	6-0	0-1	0-1	0-0	0-2	2	0	1	0	0	2	13	0
Morgan State	7-0	0-0	0-0	0-0	1-0	1	0	0	0	0	1	2	0
vs. Old Dominion	8-0	0-0	0-0	0-0	0-0	0	0	0	0	0	0	1	0
Wofford	9-0	0-0	0-0	0-0	0-2	2	6	3	0	0	1	23	0
North Carolina	DNP												
at Wake Forest	DNP												
at Clemson	DNP												
Florida State	10-0	0-0	0-0	0-0	0-0	0	1	1	0	0	0	2	0
at Virginia Tech	11-0	0-1	0-1	0-0	0-1	1	1	0	0	0	3	11	0
Boston College	12-0	0-0	0-0	0-0	0-2	2	1	0	0	1	2	11	0
NC State	13-0	0-0	0-0	0-0	0-1	1	0	1	0	0	0	0	0
at Georgia Tech	DNP												
Clemson	14-0	0-0	0-0	0-2	0-0	0	0	0	0	0	1	6	0
at Maryland	DNP												
Virginia Tech	15-0	0-0	0-0	0-0	0-1	1	0	0	0	0	0	2	0
at North Carolina	16-0	0-0	0-0	0-0	0-0	0	0	0	0	0	0	1	0
at Miami	DNP												
Georgia Tech	17-0	0-0	0-0	0-0	0-1	1	0	0	0	0	0	3	0
Duke	DNP												
at Boston College	DNP												
at Florida State	DNP												

CAREER STATISTICS

Year	G-GS	Min-Avg.	FG-FGA	Pct.	3FG-3FGA	Pct.	FT-FTA	Pct.	Off-Def.	Reb-Avg.	PF-DQ	Ast	TO	Blk	Stl	Pts-Avg
2009-10	4-0	7-1.8	0-0	.000	0-0	.000	0-0	.000	0-1	1-0.3	2-0	0	1	0	0	0-0.0
ACC	1-0	1-1.0	0-0	.000	0-0	.000	0-0	.000	0-0	0-0.0	0-0	0	0	0	0	0-0.0
2010-11	0-0	0-0.0	--	--	--	--	--	--	--	--	--	--	--	--	--	--
ACC	0-0	0-0.0	--	--	--	--	--	--	--	--	--	--	--	--	--	--
2011-12	11-0	35-3.2	4-6	.667	3-5	.600	1-2	.500	1-4	5-0.5	6-0	5	3	0	3	12-1.1
ACC	5-0	15-3.0	1-1	1.000	1-1	1.000	1-2	.500	1-2	3-0.6	0-0	4	1	0	0	4-0.8
2012-13	17-0	111-6.5	0-4	.000	0-4	.000	1-4	.250	1-15	16-0.9	11-0	13	9	0	1	1-0.1
ACC	8-0	38-4.8	0-1	.000	0-1	.000	0-2	.000	0-5	5-0.6	6-0	3	2	0	1	0-0.0
CAREER	32-0	153-4.8	4-10	.400	3-9	.333	2-6	.333	2-20	22-0.7	19-0	18	13	0	4	13-0.4
ACC	14-0	54-3.9	1-2	.500	1-2	.500	1-4	.250	1-7	8-0.6	6-0	7	3	0	1	4-0.3

JONTELEEVANS

#1



Senior • Guard • 5-11 • 188 • Hampton, Va. • Bethel

2012-13 SEASON:

- Missed nine of the first 13 games with a foot injury
- Posted a career-high five steals and seven assists in 23 minutes vs. Green Bay (12/1/12)
- Had four points and four assists in first start of the season vs. Tennessee (12/5/12)
- Contributed eight points and six assists vs. North Carolina (1/6/13)
- Returned to the starting lineup at Wake Forest (1/9/13) and led Virginia with three assists
- Grabbed five rebounds and seven assists vs. Florida State (1/19/13)
- Had six assists vs. Virginia Tech (1/24/13) and Boston College (1/26/13)
- Led Virginia with seven assists and a season-high minutes (36) vs. NC State (1/29/13)
- Had a season-high and ACC career-high eight assists vs. Clemson (2/7/13) and Maryland (2/10/13)
- Had a season-high seven rebounds and eight points, and six assists vs. Virginia Tech (2/12/13)
- Scored a season-high 12 points and had five assists at North Carolina (2/16/13)
- Tallied seven assists at Miami (2/20/13)
- Contributed 10 points and tied a season-high with eight assists vs. Georgia Tech (2/24/13)

SINGLE GAME BESTS

POINTS

Season: 12 at North Carolina (2/16/13)
 Career: 17, 2x last at Clemson (2/14/12)
 ACC: 17 at Clemson (2/14/12)

REBOUNDS

Season: 7 vs. Virginia Tech (2/12/13)
 Career: 7, 2x last vs. Virginia Tech (2/12/13)
 ACC: 7, 2x last vs. Virginia Tech (2/12/13)

FG MADE

Season: 5, 2x last vs. Georgia Tech (2/24/13)
 Career: 8 at Clemson (2/14/12)
 ACC: 8 at Clemson (2/14/12)

FG ATTEMPTS

Season: 8 vs. Florida State (1/19/13)
 Career: 14 at Boston College (1/19/11)
 ACC: 14 at Boston College (1/19/11)

3 PT FG MADE

Season: 1 at North Carolina (2/16/13)
 Career: 2 vs. Winthrop (11/15/11)
 ACC: 1, 7x last at North Carolina (2/16/13)

3 PT FG ATTEMPTS

Season: 1, 2x last at North Carolina (2/16/13)
 Career: 3 vs. Virginia Tech (2/19/11)
 ACC: 3 vs. Virginia Tech (2/19/11)

FT MADE

Season: 3 at Miami (2/20/13)
 Career: 5 vs. Winthrop (11/15/11)
 ACC: 4 at UNC (2/11/12), at VT (2/21/12)

FT ATTEMPTS

Season: 5 at Virginia Tech (1/24/13)
 Career: 8 vs. Wichita State (11/24/10)
 ACC: 6 on three occasions

ASSISTS

Season: 8, 3x last vs. Georgia Tech (2/24/13)
 Career: 10 vs. Howard (1/4/11)
 ACC: 8, 3x last vs. Georgia Tech (2/24/13)

TURNOVERS

Season: 6 at North Carolina (2/16/13)
 Career: 6, 2x last at North Carolina (2/16/13)
 ACC: 6 at North Carolina (2/16/13)

BLOCKS

Season: --
 Career: 1 on eight occasions
 ACC: 1 on three occasions

STEALS

Season: 5 vs. Green Bay (12/1/12)
 Career: 5 vs. Green Bay (12/1/12)
 ACC: 4 at Maryland (3/4/12)

MINUTES

Season: 36, 3x last vs. Duke (2/28/13)
 Career: 42 at Maryland (3/4/12)
 ACC: 42 at Maryland (3/4/12)

2012-13 GAME-BY-GAME:

Opponent	GP-GS	FG-FGA	3FG-3FGA	FT-FTA	Off-Def	Total	A	TO	Blk	Stl	PF	Min	Pts
at G. Mason	DNP												
Fairfield	DNP												
Delaware	1-0	0-0	0-0	.000	0-1	1	0	2	0	0	1	3	0
Seattle	DNP												
Lamar	DNP												
North Texas	DNP												
at Wisconsin	2-0	0-2	0-0	0-0	0-4	4	0	1	0	0	0	16	0
Green Bay	3-0	1-5	0-0	0-0	0-3	3	7	2	0	5	1	23	2
Tennessee	4-1	2-6	0-0	0-0	0-0	0	4	0	0	0	2	18	4
Miss. Valley St.	DNP												
Morgan State	DNP												
vs. Old Dominion	DNP												
Wofford	DNP												
North Carolina	5-1	4-7	0-0	0-0	0-0	0	6	1	0	2	2	21	8
at Wake Forest	6-2	1-4	0-0	0-0	1-3	4	3	4	0	0	3	24	2
at Clemson	7-3	1-1	0-0	0-2	0-1	1	3	5	0	0	1	33	2
Florida State	8-4	3-8	0-0	0-0	2-3	5	7	5	0	1	1	28	6
at Virginia Tech	9-5	1-5	0-0	2-5	0-2	2	6	0	0	0	3	28	4
Boston College	10-6	1-3	0-0	1-2	0-2	2	6	3	0	2	4	30	3
NC State	11-7	1-4	0-0	2-5	0-1	1	7	3	0	0	0	36	4
at Georgia Tech	12-8	2-5	0-0	0-0	1-0	1	4	4	0	1	1	33	4
Clemson	13-9	1-4	0-0	0-0	0-1	1	8	0	0	1	2	29	2
at Maryland	14-10	2-3	0-0	1-2	1-4	5	8	4	0	0	4	36	4
Virginia Tech	15-11	4-7	0-1	0-0	1-6	7	6	1	0	0	3	30	8
at North Carolina	16-12	5-7	1-1	1-2	0-1	1	5	6	0	2	3	33	12
at Miami	17-13	1-5	0-0	3-4	0-4	4	7	1	0	1	1	35	5
Georgia Tech	18-14	5-7	0-0	0-0	2-1	3	8	0	0	0	1	28	10
Duke	19-15	3-7	0-0	0-2	0-1	1	3	4	0	1	4	36	6
at Boston College	20-16	2-7	0-0	0-0	2-2	4	4	2	0	0	2	35	4
at Florida State	21-17	1-8	0-0	0-0	0-1	1	2	1	0	0	0	32	2

CAREER STATISTICS

Year	G-GS	Min-Avg.	FG-FGA	Pct.	3FG-3FGA	Pct.	FT-FTA	Pct.	Off-Def.	Reb-Avg.	PF-DQ	Ast	TO	Blk	Stl	Pts-Avg
2009-10	31-11	512-16.5	31-84	.369	2-12	.167	9-16	.563	6-40	46-1.5	55-1	60	27	1	34	73-2.4
ACC	16-10	287-17.9	14-53	.264	0-7	.000	6-12	.500	5-18	23-1.4	34-1	31	13	1	19	34-2.1
2010-11	31-27	846-27.3	71-182	.390	5-14	.357	31-52	.596	13-60	73-2.4	72-0	109	58	2	40	178-5.7
ACC	16-14	432-27.0	39-108	.361	4-9	.444	11-18	.611	6-31	37-2.3	39-0	52	25	0	18	93-5.8
2011-12	32-32	984-30.8	97-206	.471	5-14	.357	36-58	.621	7-58	65-2.0	67-1	124	77	5	50	235-7.3
ACC	16-16	508-31.8	57-124	.460	2-7	.286	18-32	.563	4-31	35-2.2	34-1	67	40	2	24	134-8.4
2012-13	21-17	587-28.0	41-105	.390	1-2	.500	10-24	.417	10-41	51-2.4	39-0	104	51	0	14	93-4.4
ACC	17-16	527-31.0	38-92	.413	1-2	.500	10-24	.417	10-33	43-2.5	35-0	93	46	0	9	87-5.1
CAREER	115-87	2929-25.5	240-577	.416	13-42	.310	86-150	.573	36-198	235-2.0	233-2	397	213	8	138	579-5.0
ACC	65-56	1754-27.0	148-377	.393	7-25	.280	45-86	.523	25-113	138-2.1	142-2	243	124	3	70	348-5.4

PAUL JESPERSON

#2

Sophomore • Guard • 6-6 • 197 • Merrill, Wis. • Merrill



2012-13 SEASON:

- Has started the past 29 games
- Tallied six points during first career start vs. Fairfield (11/12/12)
- Grabbed five rebounds in 34 minutes vs. Delaware (11/13/12)
- Recorded a career-high five assists vs. Seattle (11/17/12)
- Scored nine points and added five rebounds, two blocked shots and one steal vs. Lamar (11/19/12)
- Tallied eight points vs. Green Bay (12/1/12) including a pair of three-pointers
- Scored 11 points, including three three-pointers vs. Morgan State (12/19/12)
- Had seven points and two assists vs. North Carolina (1/6/13)
- Contributed eight points, including two 3-pointers, vs. Florida State (1/19/13)
- Grabbed a career-high seven rebounds and had three steals vs. Boston College (1/26/13)
- Scored a career-high 12 points on a career-best four three-pointers at Maryland (2/10/13)
- Recorded nine points on three 3-pointers at North Carolina (2/16/13)
- Has made at least one 3-pointer in nine consecutive games
- Recorded nine points on three 3-pointers at Boston College (3/3/13)

SINGLE GAME BESTS

POINTS

Season: 12 at Maryland (2/10/13)
 Career: 12 at Maryland (2/10/13)
 ACC: 12 at Maryland (2/10/13)

REBOUNDS

Season: 7 vs. Boston College (1/26/13)
 Career: 7 vs. Boston College (1/26/13)
 ACC: 7 vs. Boston College (1/26/13)

FG MADE

Season: 4, 2x at Maryland (2/10/13)
 Career: 4, 2x at Maryland (2/10/13)
 ACC: 4 at Maryland (2/10/13)

FG ATTEMPTS

Season: 8, 2x last vs. Duke (2/28/13)
 Career: 8, 2x last vs. Duke (2/28/13)
 ACC: 8, 2x last vs. Duke (2/28/13)

3 PT FG MADE

Season: 4 at Maryland (2/10/13)
 Career: 4 at Maryland (2/10/13)
 ACC: 4 at Maryland (2/10/13)

3 PT FG ATTEMPTS

Season: 7 vs. Clemson (2/7/13)
 Career: 7 vs. Clemson (2/7/13)
 ACC: 7 vs. Clemson (2/7/13)

FT MADE

Season: 2, 4x last vs. Boston College (1/26/13)
 Career: 2, 4x last vs. Boston College (1/26/13)
 ACC: 2, 3x last vs. Boston College (1/26/13)

FT ATTEMPTS

Season: 2, 5x last vs. Georgia Tech (2/24/13)
 Career: 2, 5x last vs. Georgia Tech (2/24/13)
 ACC: 2, 4x last vs. Georgia Tech (2/24/13)

ASSISTS

Season: 5 vs. Seattle (11/17/12)
 Career: 5 vs. Seattle (11/17/12)
 ACC: 3 at Virginia Tech (2/21/12)

TURNOVERS

Season: 3 vs. North Texas (11/20/12)
 Career: 3 vs. North Texas (11/20/12)
 ACC: 2, 5x last vs. Clemson (2/7/13)

BLOCKS

Season: 2, 3x last vs. Virginia Tech (2/12/13)
 Career: 2, 3x last vs. Virginia Tech (2/12/13)
 ACC: 2, 2x last vs. Virginia Tech (2/12/13)

STEALS

Season: 3 vs. Boston College (1/26/13)
 Career: 3 vs. Boston College (1/26/13)
 ACC: 3 vs. Boston College (1/26/13)

MINUTES

Season: 37 vs. Boston College (1/26/13)
 Career: 37 vs. Boston College (1/26/13)
 ACC: 37 vs. Boston College (1/26/13)

2012-13 GAME-BY-GAME:

Opponent	GP-GS	FG-FGA	3FG-3FGA	FT-FTA	Off-Def	Total	A	TO	Blk	Stl	PF	Min	Pts
at G. Mason	1-0	1-3	0-1	0-0	1-1	2	1	0	0	0	1	19	2
Fairfield	2-1	2-4	1-3	1-2	0-1	1	2	1	0	0	1	29	6
Delaware	3-2	1-4	0-3	0-0	0-5	5	2	0	1	0	2	34	2
Seattle	4-3	1-6	1-4	0-0	0-1	1	5	2	0	0	2	20	3
Lamar	5-4	3-6	3-5	0-0	0-5	5	1	2	2	1	0	32	9
North Texas	6-5	2-2	1-1	0-0	0-1	1	2	3	1	1	3	24	5
at Wisconsin	7-6	0-3	0-1	0-0	1-2	3	0	0	0	0	2	24	0
Green Bay	8-7	3-5	2-4	0-0	0-1	1	1	0	0	1	2	26	8
Tennessee	9-8	0-2	0-2	2-2	0-4	4	0	1	1	0	1	28	2
Miss. Valley St.	10-9	1-3	1-2	0-0	0-1	1	1	1	0	1	2	20	3
Morgan State	11-10	4-5	3-4	0-0	1-2	3	1	1	0	0	2	30	11
vs. Old Dominion	12-11	1-5	1-3	0-0	0-4	4	2	0	0	0	2	33	3
Wofford	13-12	1-1	1-1	0-0	0-1	1	1	1	1	0	1	15	3
North Carolina	14-13	2-6	1-2	2-2	0-1	1	2	0	0	0	3	20	7
at Wake Forest	15-14	0-2	0-1	0-0	0-0	0	0	2	0	0	1	21	0
at Clemson	16-15	1-6	1-4	2-2	0-0	0	0	0	0	0	1	27	5
Florida State	17-16	3-5	2-2	0-0	1-1	2	0	2	0	1	1	28	8
at Virginia Tech	18-17	1-4	0-2	1-1	0-0	0	1	0	1	0	3	19	3
Boston College	19-18	2-5	0-2	2-2	0-7	7	2	2	1	3	0	37	6
NC State	20-19	0-4	0-3	0-0	0-1	1	1	1	1	1	1	31	0
at Georgia Tech	21-20	1-3	1-3	0-0	0-1	1	1	1	0	2	2	31	3
Clemson	22-21	2-8	1-7	0-0	0-2	2	1	2	2	1	1	26	5
at Maryland	23-22	4-6	4-4	0-1	1-2	3	0	1	0	1	2	23	12
Virginia Tech	24-23	3-5	2-3	0-0	0-2	2	1	0	2	0	2	22	8
at North Carolina	25-24	3-5	3-5	0-0	0-2	2	0	1	0	2	4	26	9
at Miami	26-25	3-6	2-4	0-0	0-4	4	0	2	0	1	4	34	8
Georgia Tech	27-26	2-6	1-4	1-2	0-4	4	0	0	1	1	0	23	6
Duke	28-27	2-8	1-5	0-0	0-4	4	1	1	1	0	2	36	5
at Boston College	29-28	3-6	3-5	0-0	0-1	1	1	1	0	0	0	28	9
at Florida State	30-29	2-7	1-5	0-0	0-3	3	0	2	0	0	2	32	5


CAREER STATISTICS

Year	G-GS	Min-Avg.	FG-FGA	Pct.	3FG-3FGA	Pct.	FT-FTA	Pct.	Off-Def.	Reb-Avg.	PF-DQ	Ast	TO	Blk	Stl	Pts-Avg
2011-12	21-0	220-10.5	12-43	.279	7-31	.226	0-0	.000	2-15	17-0.8	18-0	5	9	1	3	31-1.5
ACC	16-0	171-10.7	9-31	.290	5-23	.217	0-0	.000	1-15	16-1.0	15-0	5	6	1	3	23-1.4
2012-13	30-29	798-26.6	54-141	.383	37-95	.389	11-14	.786	5-64	69-2.3	50-0	30	30	15	17	156-5.2
ACC	17-17	464-27.3	34-92	.350	23-61	.377	8-10	.800	2-35	37-2.2	29-0	11	18	9	13	99-5.8
CAREER	51-29	1018-20.0	66-184	.359	44-126	.349	11-14	.786	7-79	86-1.7	68-0	35	39	16	20	187-3.7
ACC	33-17	635-19.2	43-123	.350	28-84	.333	8-10	.800	3-50	53-1.6	44-0	16	24	10	16	122-3.7

TAYLOR BARNETTE

#4

Freshman • Guard • 6-3 • 172 • Lexington, Ky. • Lexington Christian



2012-13 SEASON:

- Has seen action in 21 games, including two starts (George Mason and Fairfield)
- Posted five points as starter in 27 minutes during collegiate debut at George Mason
- Scored eight points and had four assists vs. Seattle (11/17/12)
- Tied a season-high with four assists vs. Mississippi Valley State (12/8/12)
- Grabbed a season-high three rebounds in 19 minutes vs. Morgan State (12/19/12)
- Scored a career-high nine points on three 3-pointers vs. Clemson (2/7/13)
- Tied a career-high with nine points on three 3-pointers vs. Georgia Tech (2/24/13)

SINGLE GAME BESTS

POINTS

Season: 9, 2x last vs. Georgia Tech (2/24/13)
 Career: 9, 2x last vs. Georgia Tech (2/24/13)
 ACC: 9, 2x last vs. Georgia Tech (2/24/13)

REBOUNDS

Season: 3 vs. Morgan State (12/19/12)
 Career: 3 vs. Morgan State (12/19/12)
 ACC: 2 vs. Duke (2/28/13)

FG MADE

Season: 3, 3x last vs. Georgia Tech (2/24/13)
 Career: 3, 3x last vs. Georgia Tech (2/24/13)
 ACC: 3, 2x last vs. Georgia Tech (2/24/13)

FG ATTEMPTS

Season: 6 at George Mason (11/9/12)
 Career: 6 at George Mason (11/9/12)
 ACC: 4, 2x last vs. Georgia Tech (2/24/13)

3 PT FG MADE

Season: 3, 2x last vs. Georgia Tech (2/24/13)
 Career: 3, 2x last vs. Georgia Tech (2/24/13)
 ACC: 3, 2x last vs. Georgia Tech (2/24/13)

3 PT FG ATTEMPTS

Season: 5 at George Mason (11/9/12)
 Career: 5 at George Mason (11/9/12)
 ACC: 4, 2x last vs. Georgia Tech (2/24/13)

FT MADE

Season: --
 Career: --
 ACC: --

FT ATTEMPTS

Season: 2 vs. Morgan State (12/19/12)
 Career: 2 vs. Morgan State (12/19/12)
 ACC: --

ASSISTS

Season: 4, 2x last vs. Miss. Valley State (12/8/12)
 Career: 4, 2x last vs. Miss. Valley State (12/8/12)
 ACC: 1, 2x last vs. Georgia Tech (2/24/13)

TURNOVERS

Season: 4, 2x last vs. Miss. Valley State (12/8/12)
 Career: 4, 2x last vs. Miss. Valley State (12/8/12)
 ACC: 2 at Maryland (2/10/13)

BLOCKS

Season: --
 Career: --
 ACC: --

STEALS

Season: --
 Career: --
 ACC: --

MINUTES

Season: 27 at George Mason (11/9/12)
 Career: 27 at George Mason (11/9/12)
 ACC: 15 vs. Clemson (2/7/13)

2012-13 GAME-BY-GAME:

Opponent	GP-GS	FG-FGA	3FG-3FGA	FT-FTA	Off-Def	Total	A	TO	Blk	Stl	PF	Min	Pts
at G. Mason	1-1	2-6	1-5	0-0	0-0	0	0	1	0	0	1	27	5
Fairfield	2-2	0-0	0-0	0-0	0-1	1	0	0	0	0	1	18	0
Delaware	3-2	0-1	0-1	0-0	0-0	0	0	0	0	0	1	5	0
Seattle	4-2	3-4	2-3	0-0	0-2	2	4	3	0	0	1	22	8
Lamar	5-2	1-2	0-1	0-0	0-1	1	1	1	0	0	1	10	2
North Texas	6-2	0-0	0-0	0-0	0-0	0	0	0	0	0	0	8	0
at Wisconsin	DNP												
Green Bay	DNP												
Tennessee	DNP												
Miss. Valley St.	7-2	1-2	1-2	0-0	0-1	1	4	3	0	0	2	18	3
Morgan State	8-2	0-2	0-2	0-2	1-2	3	2	0	0	0	0	19	0
vs. Old Dominion	9-2	1-4	1-3	0-0	0-0	0	2	1	0	0	0	11	3
Wofford	10-2	1-2	1-2	0-0	0-1	1	1	0	0	0	1	10	3
North Carolina	DNP												
at Wake Forest	11-2	0-0	0-0	0-0	0-0	0	0	0	0	0	0	1	0
at Clemson	DNP												
Florida State	12-2	0-0	0-0	0-0	0-0	0	0	0	0	0	0	1	0
at Virginia Tech	DNP												
Boston College	DNP												
NC State	DNP												
at Georgia Tech	13-2	1-1	1-1	0-0	0-0	0	0	0	0	0	0	1	3
Clemson	14-2	3-4	3-4	0-0	0-1	1	1	0	0	0	1	15	9
at Maryland	15-2	1-2	1-2	0-0	0-0	0	0	2	0	0	0	6	3
Virginia Tech	16-2	0-1	0-1	0-0	0-1	1	0	0	0	0	0	11	0
at North Carolina	17-2	1-1	1-1	0-0	0-0	0	0	0	0	0	1	4	3
at Miami	DNP												
Georgia Tech	18-2	3-4	3-4	0-0	0-0	0	1	0	0	0	1	14	9
Duke	19-2	0-0	0-0	0-0	0-2	2	0	0	0	0	1	3	0
at Boston College	20-2	1-2	1-1	0-0	0-0	0	0	0	0	0	0	4	3
at Florida State	21-2	0-1	0-1	0-0	0-0	0	0	0	0	0	1	4	0

CAREER STATISTICS

Year	G-GS	Min-Avg.	FG-FGA	Pct.	3FG-3FGA	Pct.	FT-FTA	Pct.	Off-Def.	Reb-Avg.	PF-DQ	Ast	TO	Blk	Stl	Pts-Avg
2012-13	21-2	21.2-10.1	19-39	.487	16-34	.471	0-2	.000	1-12	13-0.6	13-0	16	11	0	0	54-2.6
ACC	11-0	64-5.8	10-16	.625	10-15	.667	0-0	.000	0-4	4-0.4	5-0	2	2	0	0	30-2.7
CAREER	21-2	21.2-10.1	19-39	.487	16-34	.471	0-2	.000	1-12	13-0.6	13-0	16	11	0	0	54-2.6
ACC	11-0	64-5.8	10-16	.625	10-15	.667	0-0	.000	0-4	4-0.4	5-0	2	2	0	0	30-2.7

TEVEN JONES

#5



R-Freshman • Guard • 6-0 • 180 • Kannapolis, N.C. • Fishburne Military School

2012-13 SEASON:

- Has started nine games at point guard
- Team is 19-8 since he made his collegiate debut vs. Seattle (11/17/12)
- Missed the first game at George Mason (11/9/12) and two exhibition due to team suspension
- Missed the Fairfield (11/12/12) and Delaware (11/13/12) games due to injury
- Had four points and three rebounds in collegiate debut against Seattle (11/17/12)
- Tallied six points, two assists, one blocked shot and one steal in first career start vs. Lamar (11/19/12)
- Recorded a season-high 13 points and four assists in 31 minutes vs. North Texas (11/20/12)
- Had a season-high three steals in 23 minutes vs. Morgan State (12/19/12)
- Tied a career-best with a pair of 3-pointers vs. North Carolina in his ACC debut (1/6/12)

SINGLE GAME BESTS

POINTS

Season: 13 vs. North Texas (11/20/12)
 Career: 13 vs. North Texas (11/20/12)
 ACC: 6 vs. North Carolina (1/6/13)

REBOUNDS

Season: 4 vs. Old Dominion (12/22/12)
 Career: 4 vs. Old Dominion (12/22/12)
 ACC: 2 vs. North Carolina (1/6/13)

FG MADE

Season: 3 vs. North Texas (11/20/12)
 Career: 3 vs. North Texas (11/20/12)
 ACC: 2, 2x last vs. Georgia Tech (2/24/13)

FG ATTEMPTS

Season: 6 vs. North Texas (11/20/12)
 Career: 6 vs. North Texas (11/20/12)
 ACC: 4 vs. North Carolina (1/6/13)

3 PT FG MADE

Season: 2, 2x last vs. North Carolina (1/6/13)
 Career: 2, 2x last vs. North Carolina (1/6/13)
 ACC: 2 vs. North Carolina (1/6/13)

3 PT FG ATTEMPTS

Season: 3 vs. Virginia Tech (2/12/13)
 Career: 3 vs. Virginia Tech (2/12/13)
 ACC: 3 vs. Virginia Tech (2/12/13)

FT MADE

Season: 6 vs. North Texas (11/20/12)
 Career: 6 vs. North Texas (11/20/12)
 ACC: 2 vs. Virginia Tech (2/12/13)

FT ATTEMPTS

Season: 7 vs. North Texas (11/20/12)
 Career: 7 vs. North Texas (11/20/12)
 ACC: 2, 2x last vs. Duke (2/28/13)

ASSISTS

Season: 4 vs. North Texas (11/20/12)
 Career: 4 vs. North Texas (11/20/12)
 ACC: 2 vs. Virginia Tech (2/12/13)

TURNOVERS

Season: 4 at Wisconsin (11/28/12)
 Career: 4 at Wisconsin (11/28/12)
 ACC: 3 vs. North Carolina (1/6/13)

BLOCKS

Season: 1, 2x last at Wisconsin (11/28/12)
 Career: 1, 2x last at Wisconsin (11/28/12)
 ACC: --

STEALS

Season: 3 vs. Morgan State (12/19/12)
 Career: 3 vs. Morgan State (12/19/12)
 ACC: 2 at Wake Forest (1/9/13)

MINUTES

Season: 31 vs. North Texas (11/20/12)
 Career: 31 vs. North Texas (11/20/12)
 ACC: 20 vs. North Carolina (1/6/13)

2012-13 GAME-BY-GAME:


Opponent	GP-GS	FG-FGA	3FG-3FGA	FT-FTA	Off-Def	Total	A	TO	Blk	Stl	PF	Min	Pts
at G. Mason	DNP												
Fairfield	DNP												
Delaware	DNP												
Seattle	1-0	1-3	0-1	2-2	0-3	3	1	2	0	0	3	25	4
Lamar	2-1	2-5	0-1	2-2	0-0	0	2	1	1	1	3	27	6
North Texas	3-2	3-6	1-2	6-7	0-1	1	4	3	0	1	3	31	13
at Wisconsin	4-3	1-2	0-0	0-0	0-0	0	3	4	1	2	2	25	2
Green Bay	5-4	0-1	0-0	0-0	0-0	0	2	1	0	1	3	19	0
Tennessee	6-4	0-4	0-1	2-2	0-0	0	3	1	0	1	3	24	2
Miss. Valley St.	7-5	1-4	0-2	0-0	0-3	3	2	1	0	0	2	21	2
Morgan State	8-6	0-3	0-1	2-2	1-1	2	2	2	0	3	2	23	2
vs. Old Dominion	9-7	1-2	0-1	2-2	0-4	4	3	1	0	0	4	25	4
Wofford	10-8	2-4	2-2	0-2	0-1	1	3	1	0	0	2	17	6
North Carolina	11-9	2-4	2-2	0-0	0-2	2	0	0	0	1	0	20	6
at Wake Forest	12-9	0-1	0-0	0-0	0-1	1	1	1	0	2	1	15	0
at Clemson	13-9	1-3	0-2	0-0	0-0	0	0	0	0	1	1	10	2
Florida State	14-9	0-0	0-0	0-0	0-0	0	0	0	0	0	1	9	0
at VirginiaTech	15-9	1-3	1-2	0-0	0-0	0	1	0	0	0	0	3	3
Boston College	DNP												
NC State	16-9	0-1	0-1	0-0	0-0	0	0	1	0	0	0	4	0
at Georgia Tech	17-9	1-1	0-0	0-0	0-0	0	1	0	0	0	2	6	2
Clemson	18-9	1-3	0-1	0-0	0-0	0	0	0	0	0	3	11	2
at Maryland	19-9	0-1	0-1	0-0	0-0	0	0	0	0	0	0	7	0
Virginia Tech	20-9	1-3	1-3	2-2	0-0	0	2	0	0	0	2	9	5
at North Carolina	21-9	1-2	1-2	0-0	0-0	0	1	1	0	0	1	8	3
at Miami	22-9	0-1	0-0	0-0	0-1	1	0	0	0	0	0	5	0
Georgia Tech	23-9	2-3	0-0	0-0	0-1	1	0	0	0	0	0	12	4
Duke	24-9	1-2	0-0	1-2	0-0	0	0	0	0	0	0	4	3
at Boston College	25-9	0-0	0-0	0-0	0-1	1	1	1	0	0	2	5	0
at Florida State	26-9	0-2	0-0	0-0	0-0	0	0	1	0	0	2	5	0

CAREER STATISTICS

Year	G-GS	Min-Avg.	FG-FGA	Pct.	3FG-3FGA	Pct.	FT-FTA	Pct.	Off-Def.	Reb-Avg.	PF-DQ	Ast	TO	Blk	Stl	Pts-Avg
2012-13	26-9	370-14.2	22-64	.344	8-25	.320	19-23	.826	1-19	20-0.8	42-0	33	25	2	14	71-2.7
ACC	16-1	133-8.3	11-30	.367	5-14	.357	3-4	.750	0-6	6-0.4	15-0	8	5	0	5	30-1.9
CAREER	26-9	370-14.2	22-64	.344	8-25	.320	19-23	.826	1-19	20-0.8	42-0	33	25	2	14	71-2.7
ACC	16-1	133-8.3	11-30	.367	5-14	.357	3-4	.750	0-6	6-0.4	15-0	8	5	0	5	30-1.9

MIKE TOBEY

#10



Freshman • Forward/Center • 6-11 • 227 • Monroe, N.Y. • Blair Academy

2012-13 SEASON:

- Missed five games from Feb. 7-19 with mononucleosis
- Tallied five points and one rebound as starter in collegiate debut at George Mason (11/9/12)
- Led Virginia scoring with a 17 points in 15 minutes vs. Seattle (11/17/12)
- Tallied five points and a season-high three blocks in 12 minutes vs. Mississippi Valley State (12/8/12)
- Registered a career-high 19 points (9-10 shooting) and six rebounds vs. Wofford (12/30/12)
- Led Virginia with 14 points and had a career-high seven rebounds at Wake Forest (1/9/13)
- Scored 10 points (5-5 from the field) with three rebounds at Virginia Tech (1/24/13)
- Tallied 13 points and tied a season high with seven rebounds vs. NC State (1/29/13)
- Recorded 12 points and tied a season high with seven rebounds at Florida State (3/7/13)

SINGLE GAME BESTS

POINTS

Season: 19 vs. Wofford (12/30/12)
 Career: 19 vs. Wofford (12/30/12)
 ACC: 14 at Wake Forest (1/9/13)

REBOUNDS

Season: 7, 3x last at Florida State (3/7/13)
 Career: 7, 3x last at Florida State (3/7/13)
 ACC: 7, 3x last at Florida State (3/7/13)

FG MADE

Season: 9 vs. Wofford (12/30/12)
 Career: 9 vs. Wofford (12/30/12)
 ACC: 6, 3x last at Florida State (3/7/13)

FG ATTEMPTS

Season: 10, 2x last vs. NC State (1/29/13)
 Career: 10, 2x last vs. NC State (1/29/13)
 ACC: 10 vs. NC State (1/24/13)

3 PT FG MADE

Season: 1, 3x last vs. Georgia Tech (2/24/13)
 Career: 1, 3x last vs. Georgia Tech (2/24/13)
 ACC: 1 vs. Georgia Tech (2/24/13)

3 PT FG ATTEMPTS

Season: 1, 5x last vs. Georgia Tech (2/24/13)
 Career: 1, 5x last vs. Georgia Tech (2/24/13)
 ACC: 1 vs. Georgia Tech (2/24/13)

FT MADE

Season: 7 vs. Seattle (11/17/12)
 Career: 7 vs. Seattle (11/17/12)
 ACC: 2 at Wake Forest (1/9/13)

FT ATTEMPTS

Season: 8 vs. Seattle (11/17/12)
 Career: 8 vs. Seattle (11/17/12)
 ACC: 2, 2x last at Georgia Tech (2/3/13)

ASSISTS

Season: 1, 9x last at Georgia Tech (2/3/13)
 Career: 1, 9x last at Georgia Tech (2/3/13)
 ACC: 1, 4x last at Georgia Tech (2/3/13)

TURNOVERS

Season: 3 vs. North Carolina (1/6/13)
 Career: 3 vs. North Carolina (1/6/13)
 ACC: 3 vs. North Carolina (1/6/13)

BLOCKS

Season: 3 vs. Mississippi Valley State (12/8/12)
 Career: 3 vs. Mississippi Valley State (12/8/12)
 ACC: 2 vs. NC State (1/24/13)

STEALS

Season: 1, 2x last vs. NC State (1/29/13)
 Career: 1, 2x last vs. NC State (1/29/13)
 ACC: 1 vs. NC State (1/29/13)

MINUTES

Season: 27 vs. Wofford (12/30/12)
 Career: 27 vs. Wofford (12/30/12)
 ACC: 21 at Wake Forest (1/9/13)

2012-13 GAME-BY-GAME:

Opponent	GP-GS	FG-FGA	3FG-3FGA	FT-FTA	Off-Def	Total	A	TO	Blk	Stl	PF	Min	Pts
at G. Mason	1-1	2-6	1-1	0-0	0-1	1	0	1	0	0	2	18	5
Fairfield	2-1	3-8	0-1	0-0	1-2	3	0	0	0	0	1	16	6
Delaware	3-1	0-2	0-0	0-0	0-1	1	0	1	1	0	0	5	0
Seattle	4-1	5-8	0-0	7-8	0-4	4	1	2	0	0	0	15	17
Lamar	5-1	3-8	0-1	0-0	0-1	1	0	2	1	0	2	17	6
North Texas	6-1	2-2	0-0	1-2	0-0	0	1	0	0	0	0	9	5
at Wisconsin	7-1	0-1	0-0	0-0	0-0	0	0	0	0	0	1	4	0
Green Bay	8-1	1-3	0-0	1-1	1-0	1	1	1	0	0	1	8	3
Tennessee	9-1	1-4	0-0	0-0	0-2	2	0	1	1	0	2	8	2
Miss. Valley St.	10-1	2-4	0-0	1-1	1-2	3	0	1	3	0	0	12	5
Morgan State	11-1	2-5	0-0	2-2	2-1	3	1	1	0	1	0	10	6
vs. Old Dominion	12-1	3-3	0-0	0-1	0-0	0	1	1	1	0	1	9	6
Wofford	13-1	9-10	1-1	0-0	1-5	6	1	1	1	0	1	27	19
North Carolina	14-1	1-5	0-0	0-0	1-2	3	0	3	1	0	0	14	2
at Wake Forest	15-1	6-9	0-0	2-2	4-3	7	0	0	0	0	1	21	14
at Clemson	16-1	3-9	0-0	0-0	1-1	2	1	0	0	0	2	15	6
Florida State	17-1	1-2	0-0	0-0	0-1	1	0	0	0	0	2	13	2
at Virginia Tech	18-1	5-5	0-0	0-0	1-2	3	1	0	0	0	2	15	10
Boston College	19-1	4-7	0-0	0-0	2-1	3	0	2	1	0	2	18	8
NC State	20-1	6-10	0-0	1-1	3-4	7	1	0	2	1	4	20	13
at Georgia Tech	21-1	0-0	0-0	1-2	0-2	2	1	1	0	0	3	9	1
Clemson	DNP												
at Maryland	DNP												
Virginia Tech	DNP												
at North Carolina	DNP												
at Miami	DNP												
Georgia Tech	22-1	3-7	1-1	0-0	3-1	4	0	0	0	0	2	15	7
Duke	23-1	0-1	0-0	0-0	0-1	1	0	0	0	0	2	5	0
at Boston College	24-1	0-1	0-0	0-0	0-0	0	0	0	0	0	2	4	0
at Florida State	25-1	6-9	0-0	0-0	5-2	7	0	0	1	0	3	17	12

CAREER STATISTICS

Year	G-GS	Min-Avg.	FG-FGA	Pct.	3FG-3FGA	Pct.	FT-FTA	Pct.	Off-Def.	Reb-Avg.	PF-DQ	Ast	TO	Blk	Stl	Pts-Avg
2012-13	25-1	324-13.0	68-129	.527	3-5	.600	16-20	.800	26-39	65-2.6	36-0	10	18	13	2	155-6.2
ACC	12-0	166-13.8	35-65	.538	1-1	1.000	4-5	.800	20-20	40-3.3	25-0	4	6	5	1	75-6.3
CAREER	25-1	324-13.0	68-129	.527	3-5	.600	16-20	.800	26-39	65-2.6	36-0	10	18	13	2	155-6.2
ACC	12-0	166-13.8	35-65	.538	1-1	1.000	4-5	.800	20-20	40-3.3	25-0	4	6	5	1	75-6.3

EVAN NOLTE

#11



Freshman • Forward • 6-8 • 207 • Milton, Ga. • Milton

2012-13 SEASON:

- Has played in every game, including eight starts
- Tallied six points on a pair of three-pointers in collegiate debut at George Mason (11/9/12)
- Recorded 11 points and three steals in 28 minutes off the bench vs. Fairfield (11/12/12)
- Had three steals vs. Fairfield (11/12/12), Delaware (11/13/12) and Lamar (11/19/12)
- Scored 10 points vs. Seattle (11/17/12)
- Registered 13 points on 5-5 shooting, including 3-3 from 3-point range, vs. North Texas (11/20/12)
- Recorded a season-high 15 points, including 3-5 from 3-point range, vs. Old Dominion (12/22/12)
- Tallied seven points and a season-high six rebounds vs. Wofford (12/30/12)
- Scored nine points and tied a career-high with three 3-pointers in ACC debut vs. North Carolina (1/6/13)
- Had a career-high seven rebounds in 30 minutes in his first ACC start vs. Florida State (1/19/13)
- Established career highs in points (18), 3-pointers (5) and steals (4) at Virginia Tech (1/24/13)
- Tallied nine points and five rebounds vs. Clemson (2/7/13)
- Had eight points and five rebounds at Maryland (2/10/13)

2012-13 GAME-BY-GAME:

Opponent	GP-GS	FG-FGA	3FG-3FGA	FT-FTA	Off-Def	Total	A	TO	Blk	Stl	PF	Min	Pts
at G. Mason	1-0	2-6	2-4	0-0	1-1	2	3	2	0	0	4	17	6
Fairfield	2-0	4-6	1-2	2-2	0-1	1	2	1	0	3	0	28	11
Delaware	3-1	1-8	1-5	0-0	1-0	1	0	1	0	3	1	24	3
Seattle	4-2	4-7	2-3	0-0	1-0	1	3	1	0	1	1	22	10
Lamar	5-3	1-4	0-2	0-0	0-0	0	1	0	0	3	3	22	2
North Texas	6-3	5-5	3-3	0-0	0-4	4	3	3	0	1	2	29	13
at Wisconsin	7-3	2-2	2-2	2-2	0-3	3	1	1	1	0	2	19	8
Green Bay	8-3	0-1	0-1	2-2	0-2	2	2	0	0	0	2	15	2
Tennessee	9-3	0-1	0-1	2-2	0-2	2	0	1	2	0	1	10	2
Miss. Valley St.	10-3	1-1	0-0	0-0	1-3	4	1	0	1	1	2	18	2
Morgan State	11-3	2-5	0-2	1-1	1-0	1	1	1	0	0	3	14	5
vs. Old Dominion	12-3	4-7	3-5	4-5	1-2	3	0	0	1	0	3	23	15
Wofford	13-3	3-6	1-3	0-0	1-5	6	2	0	0	0	3	22	7
North Carolina	14-3	3-5	3-5	0-0	0-1	1	2	0	1	1	2	23	9
at Wake Forest	15-3	1-7	1-7	3-4	0-3	3	0	1	1	1	3	20	6
at Clemson	16-3	2-4	2-3	0-0	1-0	1	0	0	0	0	2	24	6
Florida State	17-4	1-6	0-2	0-0	1-6	7	1	2	1	0	2	30	2
at Virginia Tech	18-5	6-12	5-9	1-2	0-2	2	2	1	2	4	1	34	18
Boston College	19-6	4-5	1-2	0-0	2-0	2	0	0	1	0	4	11	9
NC State	20-7	1-5	1-4	0-0	0-1	1	0	1	0	1	3	13	3
at Georgia Tech	21-8	2-9	2-8	0-0	1-3	4	0	0	0	0	4	24	6
Clemson	22-8	3-4	3-4	0-0	0-5	5	2	0	2	1	5	22	9
at Maryland	23-8	3-7	2-5	0-0	1-4	5	3	1	0	0	4	22	8
Virginia Tech	24-8	1-3	1-3	2-2	1-3	4	0	0	0	0	1	26	5
at North Carolina	25-8	2-5	2-5	0-0	0-2	2	0	0	0	1	3	26	6
at Miami	26-8	2-5	1-4	1-2	0-1	1	1	0	1	2	3	22	6
Georgia Tech	27-8	1-3	0-2	0-0	0-1	1	0	0	1	1	2	20	2
Duke	28-8	0-1	0-1	2-3	1-0	1	1	2	0	0	1	16	2
at Boston College	29-8	1-4	1-3	0-0	1-1	2	1	0	0	0	2	21	3
at Florida State	30-8	0-2	0-1	0-0	2-0	2	0	0	0	0	0	10	0

SINGLE GAME BESTS

POINTS

Season: 18 at Virginia Tech (1/24/13)
 Career: 18 at Virginia Tech (1/24/13)
 ACC: 18 at Virginia Tech (1/24/13)

REBOUNDS

Season: 7 vs. Florida State (1/19/13)
 Career: 7 vs. Florida State (1/19/13)
 ACC: 7 vs. Florida State (1/19/13)

FG MADE

Season: 6 at Virginia Tech (1/24/13)
 Career: 6 at Virginia Tech (1/24/13)
 ACC: 6 at Virginia Tech (1/24/13)

FG ATTEMPTS

Season: 12 at Virginia Tech (1/24/13)
 Career: 12 at Virginia Tech (1/24/13)
 ACC: 12 at Virginia Tech (1/24/13)

3 PT FG MADE

Season: 5 at Virginia Tech (1/24/13)
 Career: 5 at Virginia Tech (1/24/13)
 ACC: 5 at Virginia Tech (1/24/13)

3 PT FG ATTEMPTS

Season: 9 at Virginia Tech (1/24/13)
 Career: 9 at Virginia Tech (1/24/13)
 ACC: 9 at Virginia Tech (1/24/13)

FT MADE

Season: 4 vs. Old Dominion (12/22/12)
 Career: 4 vs. Old Dominion (12/22/12)
 ACC: 3 at Wake Forest (1/9/13)

FT ATTEMPTS

Season: 5 vs. Old Dominion (12/22/12)
 Career: 5 vs. Old Dominion (12/22/12)
 ACC: 4, 2x last at Maryland (2/10/13)

ASSISTS

Season: 3, 4x last at Maryland (2/10/13)
 Career: 3, 4x last at Maryland (2/10/13)
 ACC: 3 at Maryland (2/10/13)

TURNOVERS

Season: 3 vs. North Texas (11/20/12)
 Career: 3 vs. North Texas (11/20/12)
 ACC: 2, 2x last vs. Duke (2/28/13)

BLOCKS

Season: 2, 3x last vs. Clemson (2/7/13)
 Career: 2, 3x last vs. Clemson (2/7/13)
 ACC: 2, 2x last vs. Clemson (2/7/13)

STEALS

Season: 4 at Virginia Tech (1/24/13)
 Career: 4 at Virginia Tech (1/24/13)
 ACC: 4 at Virginia Tech (1/24/13)

MINUTES

Season: 34 at Virginia Tech (1/24/13)
 Career: 34 at Virginia Tech (1/24/13)
 ACC: 34 at Virginia Tech (1/24/13)

CAREER STATISTICS

Year	G-GS	Min-Avg.	FG-FGA	Pct.	3FG-3FGA	Pct.	FT-FTA	Pct.	Off-Def.	Reb-Avg.	PF-DQ	Ast	TO	Blk	Stl	Pts-Avg
2012-13	30-8	627-20.9	62-146	.425	40-101	.396	22-27	.815	18-56	74-2.5	69-1	32	19	15	24	186-6.2
ACC	17-5	364-21.4	33-87	.379	25-68	.368	9-13	.692	11-33	44-2.6	42-1	13	8	10	12	100-5.9
CAREER	30-8	627-20.9	62-146	.425	40-101	.396	22-27	.815	18-56	74-2.5	69-1	32	19	15	24	186-6.2
ACC	17-5	364-21.4	33-87	.379	25-68	.368	9-13	.692	11-33	44-2.6	42-1	13	8	10	12	100-5.9

JOE HARRIS

#12



Junior • Guard • 6-6 • 211 • Chelan, Wash. • Chelan

2012-13 SEASON:

- Has led Virginia in scoring in 19 games
- Averaging a career-high 17.1 points per game
- Has scored in double figures in 27 of 30 games
- Tallied 19 points and eight rebounds at George Mason (11/9/12)
- Led team with 15 points vs. Fairfield (11/12/12)
- Scored a team-high 20 points vs. Delaware (11/13/12)
- Led UVa with 17 points and had two blocked shots and three steals vs. Lamar (11/19/12)
- Scored 22 points and had five rebounds and five assists at Wisconsin (11/28/12)
- Scored 20 points and was 4-7 from three-point range vs. Green Bay (12/1/12)
- Had a career-high six assists vs. Mississippi Valley State (12/8/12)
- Led UVa with 18 points vs. Old Dominion (12/22/12)
- Recorded 15 points, four rebounds and three assists vs. Wofford (12/30/12)
- Led UVa with 19 points in ACC opener vs. North Carolina (1/6/13)
- Had a team-leading 17 points and tied a career-high with four steals vs. Florida State (1/19/13)
- Blocked a career-high three shots vs. Boston College (1/26/13)
- Scored 22 points vs. NC State (1/29/13)
- Led UVa with 21 points vs. Clemson (2/7/13)
- Contributed 22 points at Maryland (2/10/13)
- Scored 26 points and tied a career high with five three-pointers vs. Virginia Tech (2/12/13)
- Scored 27 points, including four three-pointers at North Carolina (2/16/13)
- Tallied 16 points and seven rebounds at Miami (2/20/13)
- Contributed a career-high 36 points and seven rebounds vs. Duke (2/28/13)

2012-13 GAME-BY-GAME:

Opponent	GP-GS	FG-FGA	3FG-3FGA	FT-FTA	Off-Def	Total	A	TO	Blk	Stl	PF	Min	Pts
at G. Mason	1-1	6-15	4-7	3-4	1-7	8	3	4	0	0	3	35	19
Fairfield	2-2	5-11	0-0	5-6	2-5	7	3	1	1	1	2	34	15
Delaware	3-3	7-19	3-9	3-4	2-2	4	1	3	0	0	5	38	20
Seattle	4-4	2-5	1-2	2-3	0-1	1	0	2	0	0	3	20	7
Lamar	5-5	7-11	3-5	0-0	0-5	5	2	0	2	3	1	25	17
North Texas	6-6	3-6	3-4	3-4	0-2	2	2	1	1	0	3	21	12
at Wisconsin	7-7	8-19	1-7	5-6	1-4	5	5	0	0	0	1	35	22
Green Bay	8-8	8-14	4-7	0-0	0-2	2	2	3	0	0	1	35	20
Tennessee	9-9	6-11	1-3	0-1	1-5	6	1	1	0	0	1	34	13
Miss. Valley St.	10-10	0-4	0-2	3-4	0-3	3	6	1	1	0	1	27	3
Morgan State	11-11	3-4	2-3	6-9	0-2	2	3	4	0	0	2	21	14
vs. Old Dominion	12-12	6-15	4-9	2-2	0-3	3	2	2	1	0	1	33	18
Wofford	13-13	6-7	2-2	3-4	0-4	4	3	3	0	2	1	25	15
North Carolina	14-14	7-11	2-4	3-6	1-4	5	1	1	0	2	2	36	19
at Wake Forest	15-15	5-14	2-3	1-1	2-2	4	2	4	1	1	4	34	13
at Clemson	16-16	5-13	2-7	2-2	0-5	5	3	0	0	1	3	31	14
Florida State	17-17	5-12	3-6	4-4	3-1	4	1	1	1	4	2	32	17
at Virginia Tech	18-18	6-9	4-6	1-3	1-2	3	2	2	0	1	2	35	17
Boston College	19-19	3-9	1-4	0-0	1-4	5	4	2	3	0	2	34	7
NC State	20-20	7-15	3-8	5-6	1-3	4	1	0	0	0	3	31	22
at Georgia Tech	21-21	6-14	4-9	2-4	4-2	6	4	6	1	1	4	37	18
Clemson	22-22	7-10	2-4	5-6	1-3	4	2	1	0	1	2	27	21
at Maryland	23-23	7-8	3-4	5-6	1-1	2	1	3	0	2	2	37	22
Virginia Tech	24-24	7-12	5-7	7-7	0-4	4	1	1	1	0	2	32	26
at North Carolina	25-25	10-13	4-6	3-3	0-2	2	1	3	1	2	4	33	27
at Miami	26-26	7-16	1-5	1-2	1-6	7	2	1	0	1	2	36	16
Georgia Tech	27-27	4-10	0-5	7-8	1-2	3	1	1	0	0	1	31	15
Duke	28-28	12-20	2-5	10-12	4-3	7	2	1	2	1	5	35	36
at Boston College	29-29	4-11	2-4	4-5	0-3	3	3	3	0	1	1	36	14
at Florida State	30-30	5-15	1-6	2-2	0-1	1	1	1	0	2	3	32	13

SINGLE GAME BESTS

POINTS

Season: 36 vs. Duke (2/28/13)
 Career: 36 vs. Duke (2/28/13)
 ACC: 36 vs. Duke (2/28/13)

REBOUNDS

Season: 8 at George Mason (11/9/12)
 Career: 10 vs. Boston College (2/26/11)
 ACC: 10 vs. Boston College (2/26/11)

FG MADE

Season: 12 vs. Duke (2/28/13)
 Career: 12 vs. Duke (2/28/13)
 ACC: 12 vs. Duke (2/28/13)

FG ATTEMPTS

Season: 20 vs. Duke (2/28/13)
 Career: 20 vs. Duke (2/28/13)
 ACC: 20 vs. Duke (2/28/13)

3 PT FG MADE

Season: 5 vs. Virginia Tech (2/12/13)
 Career: 5, 3x last vs. Virginia Tech (2/12/13)
 ACC: 5, 2x last vs. Virginia Tech (2/12/13)

3 PT FG ATTEMPTS

Season: 9, 3x last at Georgia Tech (2/3/13)
 Career: 10 vs. Radford (12/7/10)
 ACC: 9, 3x last at Georgia Tech (2/3/13)

FT MADE

Season: 10 vs. Duke (2/28/13)
 Career: 10 vs. Duke (2/28/13)
 ACC: 10 vs. Duke (2/28/13)

FT ATTEMPTS

Season: 12 vs. Duke (2/28/13)
 Career: 12 vs. Duke (2/28/13)
 ACC: 12 vs. Duke (2/28/13)

ASSISTS

Season: 6 vs. Mississippi Valley State (12/8/12)
 Career: 6 vs. Mississippi Valley State (12/8/12)
 ACC: 5 vs. Florida State (3/1/12)

TURNOVERS

Season: 6 at Georgia Tech (2/3/13)
 Career: 6 at Georgia Tech (2/3/13)
 ACC: 6 at Georgia Tech (2/3/13)

BLOCKS

Season: 3 vs. Boston College (1/26/13)
 Career: 3, 2x last vs. Boston College (1/26/13)
 ACC: 3, 2x last vs. Boston College (1/26/13)

STEALS

Season: 3 vs. Lamar (11/19/12)
 Career: 4, 2x last vs. Michigan (11/29/11)
 ACC: 4 vs. Florida State (1/19/13)

MINUTES


Season: 38 vs. Delaware (11/13/12)
 Career: 41 at Miami (2/5/11)
 ACC: 41 at Miami (2/5/11)

CAREER STATISTICS

Year	G-GS	Min-Avg.	FG-FGA	Pct.	3FG-3FGA	Pct.	FT-FTA	Pct.	Off-Def.	Reb-Avg.	PF-DQ	Ast	TO	Blk	Stl	Pts-Avg
2010-11	31-25	910-29.4	107-256	.418	65-156	.417	44-58	.759	35-100	135-4.4	69-2	39	49	11	27	323-10.4
ACC	16-13	512-32.0	55-140	.393	39-93	.419	30-39	.769	18-63	81-5.1	35-2	22	25	6	13	179-11.2
2011-12	32-31	969-30.3	121-274	.442	49-129	.380	71-92	.772	29-95	124-3.9	68-2	55	46	12	23	362-11.3
ACC	16-15	472-29.5	56-129	.434	25-57	.439	18-28	.643	20-44	64-4.0	38-1	30	27	8	8	155-9.7
2012-13	30-30	961-32.0	173-352	.491	69-153	.451	97-124	.782	28-93	121-4.0	69-2	65	56	16	26	512-17.1
ACC	17-17	578-34.0	107-212	.505	41-93	.441	62-77	.805	21-48	69-4.1	44-1	32	31	10	20	317-18.6
CAREER	93-86	2840-30.5	401-882	.455	183-438	.418	212-274	.774	92-288	380-4.1	206-6	159	151	39	76	1197-12.9
ACC	49-45	1562-31.9	218-481	.453	105-243	.432	110-144	.764	59-155	214-4.4	117-4	84	83	24	41	651-13.3

JUSTIN ANDERSON

#23



Freshman • Guard • 6-6 • 226 • Montross, Va. • Montrose Christian

2012-13 SEASON:

- Has played in all 30 games and has started the last nine games
- Tallied four points, three rebounds and three assists as starter in collegiate debut at George Mason (11/9/12)
- Contributed 11 points vs. Seattle (11/17/12)
- Had six points, three rebounds and two assists vs. Lamar (11/19/12)
- Scored 14 points and added four rebounds, four assists and three steals vs. North Texas (11/20/12)
- Recorded 15 points and nine rebounds vs. Mississippi Valley State (12/8/12)
- Scored five points and grabbed eight rebounds at Wake Forest (1/9/13)
- Sank a career-high two 3-pointers and had a career-high three blocked shots vs. Florida State (1/19/13)
- Tallied 11 points and had a career-high six assists and three steals at Virginia Tech (1/24/13)
- Scored a career-high 16 points vs. Boston College (1/26/13)
- Recorded 10 points, four assists and three rebounds at Georgia Tech (2/3/13)
- Had 14 points and three steals in start vs. Clemson (2/7/13)
- Recorded career-highs in points (17), rebounds (9), and minutes (35) at Maryland (2/10/13)
- Named ACC Rookie of the Week on Feb. 11
- Contributed seven points and tied a career-high with three blocked shots at Miami (2/20/13)
- Scored 11 points and had four assists vs. Georgia Tech (2/24/13)

2012-13 GAME-BY-GAME:

Opponent	GP-GS	FG-FGA	3FG-3FGA	FT-FTA	Off-Def	Total	A	TO	Blk	Stl	PF	Min	Pts
at G. Mason	1-1	1-5	0-3	2-5	2-1	3	3	1	0	1	3	27	4
Fairfield	2-1	1-5	0-2	2-4	2-3	5	4	1	1	0	1	27	4
Delaware	3-2	1-3	0-1	0-0	1-0	1	2	4	1	2	3	30	2
Seattle	4-3	4-5	0-1	3-3	0-2	2	4	3	2	1	0	21	11
Lamar	5-3	2-6	0-1	2-2	0-3	3	2	2	1	1	0	20	6
North Texas	6-3	4-10	0-1	6-8	3-1	4	4	0	1	3	2	23	14
at Wisconsin	7-3	1-2	1-2	0-0	0-4	4	0	0	0	0	0	9	3
Green Bay	8-3	2-5	1-2	0-0	1-0	1	0	0	0	0	0	12	5
Tennessee	9-3	0-2	0-1	0-0	0-0	0	1	0	1	0	0	11	0
Miss. Valley St.	10-3	6-11	1-3	2-2	1-8	9	2	0	2	2	1	27	15
Morgan State	11-3	1-5	1-2	2-2	0-2	2	1	1	1	0	0	22	5
vs. Old Dominion	12-3	0-1	0-0	0-0	1-1	2	2	0	1	0	1	11	0
Wofford	13-3	3-7	0-3	0-0	1-1	2	3	1	0	2	1	25	6
North Carolina	14-3	0-2	0-1	1-2	1-3	4	2	0	2	0	0	19	1
at Wake Forest	15-3	2-5	0-0	1-2	4-4	8	2	1	0	0	3	17	5
at Clemson	16-3	0-4	0-1	0-0	1-1	2	0	2	0	0	2	14	0
Florida State	17-3	3-5	2-3	0-0	1-2	3	1	2	3	1	1	21	8
at Virginia Tech	18-3	3-6	1-3	4-4	2-0	2	6	1	0	3	0	24	11
Boston College	19-3	7-9	0-1	2-2	0-2	2	2	1	0	0	0	25	16
NC State	20-3	1-3	0-0	0-0	0-2	2	1	0	1	1	3	18	2
at Georgia Tech	21-3	3-8	1-1	3-4	2-1	3	4	1	1	0	3	25	10
Clemson	22-4	6-9	1-4	1-2	0-1	1	2	1	1	3	1	24	14
at Maryland	23-5	5-14	1-3	6-6	1-8	9	3	2	1	0	1	35	17
Virginia Tech	24-6	0-4	0-1	4-4	0-3	3	1	2	0	0	3	28	4
at North Carolina	25-7	4-9	0-1	0-2	0-2	2	5	1	1	0	1	32	8
at Miami	26-8	3-8	1-2	0-0	1-0	1	1	1	3	0	3	28	7
Georgia Tech	27-9	4-9	1-2	2-2	0-2	2	4	3	1	2	0	22	11
Duke	28-10	1-2	0-0	0-0	1-4	5	2	0	2	1	3	30	2
at Boston College	29-11	1-5	0-2	1-2	1-4	5	1	1	0	0	3	32	3
at Florida State	30-12	2-3	0-1	0-0	0-2	2	1	0	0	1	0	22	4

SINGLE GAME BESTS

POINTS

Season: 17 at Maryland (2/10/13)
 Career: 17 at Maryland (2/10/13)
 ACC: 17 at Maryland (2/10/13)

REBOUNDS

Season: 9, 2x last at Maryland (2/10/13)
 Career: 9, 2x last at Maryland (2/10/13)
 ACC: 9 at Maryland (2/10/13)

FG MADE

Season: 7 vs. Boston College (1/26/13)
 Career: 7 vs. Boston College (1/26/13)
 ACC: 7 vs. Boston College (1/26/13)

FG ATTEMPTS

Season: 14 at Maryland (2/10/13)
 Career: 14 at Maryland (2/10/13)
 ACC: 14 at Maryland (2/10/13)

3 PT FG MADE

Season: 2 vs. Florida State (1/19/13)
 Career: 2 vs. Florida State (1/19/13)
 ACC: 2 vs. Florida State (1/19/13)

3 PT FG ATTEMPTS

Season: 4 vs. Clemson (2/7/13)
 Career: 4 vs. Clemson (2/7/13)
 ACC: 4 vs. Clemson (2/7/13)

FT MADE

Season: 6, 2x last at Maryland (2/10/13)
 Career: 6, 2x last at Maryland (2/10/13)
 ACC: 6 at Maryland (2/10/13)

FT ATTEMPTS

Season: 8 vs. North Texas (11/20/12)
 Career: 8 vs. North Texas (11/20/12)
 ACC: 6 at Maryland (2/10/13)

ASSISTS

Season: 6 at Virginia Tech (1/24/13)
 Career: 6 at Virginia Tech (1/24/13)
 ACC: 6 at Virginia Tech (1/24/13)

TURNOVERS

Season: 4 vs. Delaware (11/12/12)
 Career: 4 vs. Delaware (11/12/12)
 ACC: 3 vs. Georgia Tech (2/24/13)

BLOCKS

Season: 3, 2x last at Miami (2/20/13)
 Career: 3, 2x last at Miami (2/20/13)
 ACC: 3, 2x last at Miami (2/20/13)

STEALS

Season: 3, 3x last vs. Clemson (2/7/13)
 Career: 3, 3x last vs. Clemson (2/7/13)
 ACC: 3, 2x last vs. Clemson (2/7/13)

MINUTES

Season: 35 at Maryland (2/10/13)
 Career: 35 at Maryland (2/10/13)
 ACC: 35 at Maryland (2/10/13)

CAREER STATISTICS

Year	G-GS	Min-Avg.	FG-FGA	Pct.	3FG-3FGA	Pct.	FT-FTA	Pct.	Off-Def.	Reb-Avg.	PF-DQ	Ast	TO	Blk	Stl	Pts-Avg
2012-13	30-12	681-22.7	71-172	.413	12-48	.250	44-58	.759	27-67	94-3.1	39-0	66	32	27	24	198-6.6
ACC	17-9	416-24.5	45-105	.429	8-26	.308	25-32	.781	15-41	56-3.3	27-0	38	19	16	12	123-7.2
CAREER	30-12	681-22.7	71-172	.413	12-48	.250	44-58	.759	27-67	94-3.1	39-0	66	32	27	24	198-6.6
ACC	17-9	416-24.5	45-105	.429	8-26	.308	25-32	.781	15-41	56-3.3	27-0	38	19	16	12	123-7.2

CAID KIRVEN

#24



Freshman • Forward • 6-8 • 217 • Raleigh, N.C. • Woodberry Forest

2012-13 SEASON:

- Made his collegiate debut vs. Mississippi Valley State (12/8/12)
- Played two minutes vs. Wofford (12/30/12)
- Made his ACC debut vs. Florida State (1/19/13)
- Played five minutes vs. Clemson (2/7/13)
- Played two minutes vs. Virginia Tech (2/12/13)

SINGLE GAME BESTS

POINTS

Season: --
 Career: --
 ACC: --

REBOUNDS

Season: 2 vs. Clemson (2/7/13)
 Career: 2 vs. Clemson (2/7/13)
 ACC: 2 vs. Clemson (2/7/13)

FG MADE

Season: --
 Career: --
 ACC: --

FG ATTEMPTS

Season: 1 vs. Clemson (2/7/13)
 Career: 1 vs. Clemson (2/7/13)
 ACC: 1 vs. Clemson (2/7/13)

3 PT FG MADE

Season: --
 Career: --
 ACC: --

3 PT FG ATTEMPTS

Season: --
 Career: --
 ACC: --

FT MADE

Season: --
 Career: --
 ACC: --

FT ATTEMPTS

Season: --
 Career: --
 ACC: --

ASSISTS

Season: --
 Career: --
 ACC: --

TURNOVERS

Season: 1, 3x last vs. Clemson (2/7/13)
 Career: 1, 3x last vs. Clemson (2/7/13)
 ACC: 1, 2x last vs. Clemson (2/7/13)

BLOCKS

Season: --
 Career: --
 ACC: --

STEALS

Season: --
 Career: --
 ACC: --

MINUTES

Season: 5 vs. Clemson (2/7/13)
 Career: 5 vs. Clemson (2/7/13)
 ACC: 5 vs. Clemson (2/7/13)

2012-13 GAME-BY-GAME:

Opponent	GP-GS	FG-FGA	3FG-3FGA	FT-FTA	Off-Def	Total	A	TO	Blk	Stl	PF	Min	Pts
at G. Mason	DNP												
Fairfield	DNP												
Delaware	DNP												
Seattle	DNP												
Lamar	DNP												
North Texas	DNP												
at Wisconsin	DNP												
Green Bay	DNP												
Tennessee	DNP												
Miss. Valley St.	1-0	0-1	0-0	0-0	0-0	0	0	1	0	0	1	2	0
Morgan State	DNP												
vs. Old Dominion	DNP												
Wofford	2-0	0-0	0-0	0-0	0-1	1	0	0	0	0	0	2	0
North Carolina	DNP												
at Wake Forest	DNP												
at Clemson	DNP												
Florida State	3-0	0-0	0-0	0-0	0-0	0	0	1	0	0	0	1	0
at Virginia Tech	DNP												
Boston College	DNP												
NC State	DNP												
at Georgia Tech	DNP												
Clemson	4-0	0-1	0-0	0-0	0-2	2	0	1	0	0	0	5	0
at Maryland	DNP												
Virginia Tech	5-0	0-0	0-0	0-0	0-0	0	0	0	0	0	0	2	0
at North Carolina	DNP												
at Miami	DNP												
Georgia Tech	DNP												
Duke	DNP												
at Boston College	DNP												
at Florida State	DNP												

CAREER STATISTICS

Year	G-GS	Min-Avg.	FG-FGA	Pct.	3FG-3FGA	Pct.	FT-FTA	Pct.	Off-Def.	Reb-Avg.	PF-DQ	Ast	TO	Blk	Stl	Pts-Avg
2012-13	5-0	12-2.4	0-2	.000	0-0	.000	0-0	.000	0-3	3-0.6	1-0	0	3	0	0	0-0.0
ACC	3-0	8-2.7	0-1	.000	0-0	.000	0-0	.000	0-2	2-0.7	0-0	0	2	0	0	0-0.0
CAREER	5-0	12-2.4	0-2	.000	0-0	.000	0-0	.000	0-3	3-0.6	1-0	0	3	0	0	0-0.0
ACC	3-0	8-2.7	0-1	.000	0-0	.000	0-0	.000	0-2	2-0.7	0-0	0	2	0	0	0-0.0

AKIL MITCHELL

#25



Junior • Forward • 6-8 • 234 • Charlotte, N.C. • Charlotte Christian School

2012-13 SEASON:

- Averaging a career-high 13.0 points and 8.9 rebounds per game
- Shooting a career-high 54.5 percent from the field and 70.0 percent from the free throw line
- Posted 15 points and 13 rebounds for his second career double-double vs. Delaware (11/13/12)
- Had 14 points and a career-high 16 rebounds for his third career double-double vs. Seattle (11/17/12)
- Posted 11 points and 10 rebounds for his fourth career double-double at Wisconsin (11/28/12)
- Scored a career-high 20 points and had nine rebounds vs. Green Bay (12/1/12)
- Recorded 13 points and 12 rebounds for his fifth career double-double vs. Tennessee (12/5/12)
- Tied a career-high with 20 points and had four steals in 16 minutes vs. Mississippi Valley State (12/8/12)
- Tallied a career-high seven assists and recorded his sixth career double-double with 15 points and 12 rebounds vs. Morgan State (12/19/12)
- Tallied 10 points and 10 rebounds at Wake Forest (1/9/13) for his seventh career double-double
- Recorded his eighth career double-double with 14 points and 12 rebounds vs. NC State (1/29/13)
- Posted 13 points and 12 rebounds for ninth career double-double at Georgia Tech (2/3/13)
- Scored 16 points and tied a career-high with four steals vs. Clemson (2/7/13)
- Contributed 17 points and eight rebounds vs. Virginia Tech (2/12/13)
- Scored 18 points and had eight rebounds vs. Georgia Tech (2/24/13)
- Recorded his 10th career double-double with an ACC career-high 19 points and 12 rebounds vs. Duke (2/28/13)
- Recorded his 11th career double-double with 15 points and 12 rebounds at Florida State (3/7/13)

2012-13 GAME-BY-GAME:

Opponent	GP-GS	FG-FGA	3FG-3FGA	FT-FTA	Off-Def	Total	A	TO	Blk	Stl	PF	Min	Pts
at G. Mason	1-1	4-6	0-0	3-5	3-4	7	0	1	1	2	1	30	11
Fairfield	2-2	4-11	0-0	4-6	3-5	8	2	1	1	1	2	33	12
Delaware	3-3	5-11	0-0	5-8	5-8	13	3	1	1	0	4	30	15
Seattle	4-4	5-7	0-0	4-4	6-10	16	1	2	0	3	2	26	14
Lamar	5-5	2-7	0-0	6-6	3-5	8	2	0	0	0	2	23	10
North Texas	6-6	3-5	0-0	2-3	0-4	4	1	4	0	0	4	24	8
at Wisconsin	7-7	3-6	0-0	5-6	3-7	10	2	3	0	0	2	33	11
Green Bay	8-8	9-12	0-0	2-2	0-9	9	2	1	1	0	2	26	20
Tennessee	9-9	6-13	0-0	1-3	5-7	12	1	2	0	0	2	34	13
Miss. Valley St.	10-10	9-14	0-0	2-3	2-3	5	1	1	0	4	2	16	20
Morgan State	11-11	5-12	0-1	5-8	4-8	12	7	2	0	1	3	33	15
vs. Old Dominion	12-12	3-10	0-0	2-3	4-5	9	1	1	1	0	2	33	8
Wofford	13-13	6-7	0-0	3-4	1-5	6	2	1	0	4	1	25	15
North Carolina	14-14	2-5	0-0	3-8	2-9	11	1	1	0	2	3	31	7
at Wake Forest	15-15	5-9	0-0	0-1	5-5	10	0	3	1	2	1	31	10
at Clemson	16-16	3-5	0-0	1-2	3-6	9	3	4	1	2	2	31	7
Florida State	17-17	6-7	0-0	1-2	1-4	5	3	2	0	2	4	34	13
at Virginia Tech	18-18	3-6	0-0	2-3	1-7	8	1	2	0	1	4	31	8
Boston College	19-19	6-10	0-0	4-5	2-4	6	0	3	1	1	2	34	16
NC State	20-20	6-12	0-0	2-3	1-11	12	2	0	0	0	0	36	14
at Georgia Tech	21-21	6-14	0-0	1-1	3-9	12	0	1	1	0	3	34	13
Clemson	22-22	7-11	0-0	2-2	2-4	6	0	1	1	4	1	31	16
at Maryland	23-23	4-6	0-0	5-8	2-2	4	0	2	0	2	2	27	13
Virginia Tech	24-24	6-12	0-0	5-8	2-6	8	3	0	0	2	0	34	17
at North Carolina	25-25	3-7	0-0	3-4	0-9	9	0	2	0	0	4	29	9
at Miami	26-26	3-10	0-0	0-0	4-4	8	1	2	0	1	3	29	6
Georgia Tech	27-27	8-9	0-0	2-2	3-5	8	1	0	0	1	1	30	18
Duke	28-28	5-11	0-0	9-10	3-9	12	1	2	1	0	0	35	19
at Boston College	29-29	8-11	0-0	0-0	1-7	8	1	2	0	2	3	35	16
at Florida State	30-30	6-10	0-0	3-3	6-6	12	3	2	1	0	2	34	15

SINGLE GAME BESTS

POINTS

Season: 20, 2x last vs. Miss. Valley State (12/8/12)
 Career: 20, 2x last vs. Miss. Valley State (12/8/12)
 ACC: 19 vs. Duke (2/28/13)

REBOUNDS

Season: 16 vs. Seattle (11/17/12)
 Career: 16 vs. Seattle (11/17/12)
 ACC: 12, 4x last at Florida State (3/7/13)

FG MADE

Season: 9, 2x last vs. Miss. Valley State (12/8/12)
 Career: 9, 2x last vs. Miss. Valley State (12/8/12)
 ACC: 8, 2x last at Boston College (3/3/13)

FG ATTEMPTS

Season: 14, 2x last at Georgia Tech (2/3/13)
 Career: 14, 2x last at Georgia Tech (2/3/13)
 ACC: 14 at Georgia Tech (2/3/13)

3 PT FG MADE

Season: --
 Career: 1 vs. North Carolina (1/8/11)
 ACC: 1 vs. North Carolina (1/8/11)

3 PT FG ATTEMPTS

Season: 1 vs. Morgan State (12/19/12)
 Career: 1 on eight occasions
 ACC: 1 on five occasions

FT MADE

Season: 9 vs. Duke (2/28/13)
 Career: 9 vs. Duke (2/28/13)
 ACC: 9 vs. Duke (2/28/13)

FT ATTEMPTS

Season: 10 vs. Duke (2/28/13)
 Career: 10 vs. Duke (2/28/13)
 ACC: 10 vs. Duke (2/28/13)

ASSISTS

Season: 7 vs. Morgan State (12/19/12)
 Career: 7 vs. Morgan State (12/19/12)
 ACC: 4 vs. Wake Forest (2/8/12)

TURNOVERS

Season: 4, 2x last at Clemson (1/12/13)
 Career: 4, 2x last at Clemson (1/12/13)
 ACC: 4 at Clemson (1/12/13)

BLOCKS

Season: 1, 9x last vs. Duke (2/28/13)
 Career: 2, 2x last at North Carolina (2/11/12)
 ACC: 2, 2x last at North Carolina (2/11/12)

STEALS

Season: 4, 3x last vs. Clemson (2/7/13)
 Career: 4, 3x last vs. Clemson (2/7/13)
 ACC: 4 vs. Clemson (2/7/13)

MINUTES


Season: 36 vs. NC State (1/29/13)
 Career: 38 vs. NC State (3/9/12)
 ACC: 38 vs. NC State (3/9/12)

CAREER STATISTICS

Year	G-GS	Min-Avg.	FG-FGA	Pct.	3FG-3FGA	Pct.	FT-FTA	Pct.	Off-Def.	Reb-Avg.	PF-DQ	Ast	TO	Blk	Stl	Pts-Avg
2010-11	29-1	438-15.1	27-80	.338	1-8	.125	15-29	.517	22-64	86-3.0	51-1	24	17	6	18	70-2.4
ACC	16-0	254-15.9	15-43	.349	1-5	.200	12-18	.667	11-25	36-2.3	30-1	12	9	4	11	43-2.7
2011-12	32-15	705-22.0	52-103	.505	0-0	.000	27-53	.509	39-102	141-4.4	71-1	27	26	10	21	131-4.1
ACC	16-13	383-23.9	26-57	.456	0-0	.000	16-27	.593	22-52	74-4.6	42-1	16	16	4	14	68-4.3
2012-13	30-30	913-30.4	151-276	.547	0-1	.000	87-123	.707	80-187	267-8.9	64-0	45	49	12	37	374-13.0
ACC	17-17	546-32.1	87-155	.561	0-0	.000	43-62	.694	41-107	148-8.7	35-0	20	29	7	22	217-12.8
CAREER	91-46	2055-22.6	230-549	.501	1-9	.111	129-205	.629	141-353	494-5.4	186-2	96	92	28	76	590-6.5
ACC	49-30	1183-24.1	128-255	.502	1-5	.200	71-107	.664	74-184	258-5.3	107-2	48	54	15	47	328-6.7

THOMAS ROGERS

#30



Junior • Guard • 6-6 • 209 • Farmville, Va. • Fork Union Military Academy

2012-13 SEASON:

- Made his season debut vs. Seattle (11/17/12)
- Played two minutes vs. Lamar (11/19/12)
- Played three minutes vs. Mississippi Valley State (12/8/12)
- Played one minute vs. Morgan State (12/19/12)
- Saw two minutes of action vs. Wofford (12/30/12)
- Played one minute vs. Florida State (1/19/13)
- Played four minutes vs. Clemson (2/7/13)
- Played two minutes vs. Virginia Tech (2/12/13)
- Played two minutes vs. Georgia Tech (2/24/13)

SINGLE GAME BESTS

POINTS

Season: --
Career: --
ACC: --

REBOUNDS

Season: 2 vs. Clemson (2/7/13)
Career: 2 vs. Clemson (2/7/13)
ACC: 2 vs. Clemson (2/7/13)

FG MADE

Season: --
Career: --
ACC: --

FG ATTEMPTS

Season: 2, 2x last vs. Virginia Tech (2/12/13)
Career: 2, 4x last vs. Virginia Tech (2/12/13)
ACC: 2 vs. Virginia Tech (2/12/13)

3 PT FG MADE

Season: --
Career: --
ACC: --

3 PT FG ATTEMPTS

Season: 1, 3x last vs. Georgia Tech (2/24/13)
Career: 2, 2x last vs. Green Bay (11/25/11)
ACC: 1, 3x last vs. Georgia Tech (2/24/13)

FT MADE

Season: --
Career: --
ACC: --

FT ATTEMPTS

Season: 2 vs. Mississippi Valley State (12/8/12)
Career: 2 vs. Mississippi Valley State (12/8/12)
ACC: --

ASSISTS

Season: 1, 2x last vs. Clemson (2/7/13)
Career: 1, 3x last vs. Clemson (2/7/13)
ACC: 1 vs. Clemson (2/7/13)

TURNOVERS

Season: 1, 2x last vs. Georgia Tech (2/24/13)
Career: 1, 3x last vs. Georgia Tech (2/24/13)
ACC: 1 vs. Georgia Tech (2/24/13)

BLOCKS

Season: --
Career: --
ACC: --

STEALS

Season: --
Career: --
ACC: --

MINUTES

Season: 4, 2x last vs. Clemson (2/7/13)
Career: 4, 3x last vs. Clemson (2/7/13)
ACC: 4 vs. Clemson (2/7/13)

2012-13 GAME-BY-GAME:

Opponent	GP-GS	FG-FGA	3FG-3FGA	FT-FTA	Off-Def	Total	A	TO	Blk	Stl	PF	Min	Pts
at G. Mason	DNP												
Fairfield	DNP												
Delaware	DNP												
Seattle	1-0	0-0	0-0	0-0	0-0	0	1	0	0	0	1	4	0
Lamar	2-0	0-0	0-0	0-0	0-0	0	0	0	0	0	0	2	0
North Texas	DNP												
at Wisconsin	DNP												
Green Bay	DNP												
Tennessee	DNP												
Miss. Valley St.	3-0	0-0	0-0	0-2	0-1	1	0	0	0	0	0	3	0
Morgan State	4-0	0-1	0-1	0-0	0-0	0	0	1	0	0	0	1	0
vs. Old Dominion	DNP												
Wofford	5-0												
North Carolina	DNP												
at Wake Forest	DNP												
at Clemson	DNP												
Florida State	6-0	0-0	0-0	0-0	0-1	1	0	0	0	0	0	1	0
at Virginia Tech	DNP												
Boston College	DNP												
NC State	DNP												
at Georgia Tech	DNP												
Clemson	7-0	0-0	0-0	0-0	0-2	2	1	0	0	0	0	4	0
at Maryland	DNP												
Virginia Tech	8-0	0-2	0-0	0-0	0-0	0	0	0	0	0	0	2	0
at North Carolina	DNP												
at Miami	DNP												
Georgia Tech	9-0	0-1	0-1	0-0	0-0	0	0	1	0	0	0	2	0
Duke	DNP												
at Boston College	DNP												
at Florida State	DNP												

CAREER STATISTICS

Year	G-GS	Min-Avg.	FG-FGA	Pct.	3FG-3FGA	Pct.	FT-FTA	Pct.	Off-Def.	Reb-Avg.	PF-DQ	Ast	TO	Blk	Stl	Pts-Avg
2010-11	6-0	8-1.3	0-2	.000	0-2	.000	0-0	.000	0-0	0-0.0	0-0	0	0	0	0	0-0.0
ACC	2-0	2-1.0	0-0	.000	0-0	.000	0-0	.000	0-0	0-0.0	0-0	0	0	0	0	0-0.0
2011-12	7-0	19-2.7	0-6	.000	0-6	.000	0-0	.000	0-3	3-0.4	3-0	1	1	0	0	0-0.0
ACC	3-0	8-2.7	0-2	.000	0-2	.000	0-0	.000	0-2	2-0.7	1-0	0	0	0	0	0-0.0
2012-13	9-0	21-2.3	0-7	.000	0-3	.000	0-2	.000	0-5	5-0.6	1-0	2	2	0	0	0-0.0
ACC	4-0	9-2.3	0-3	.000	0-1	.000	0-0	.000	0-3	3-0.8	0-0	1	1	0	0	0-0.0
CAREER	22-0	48-2.2	0-15	.000	0-11	.000	0-2	.000	0-8	8-0.4	4-0	3	3	0	0	0-0.0
ACC	9-0	19-2.1	0-5	.000	0-3	.000	0-0	.000	0-5	5-0.6	1-0	1	1	0	0	0-0.0

DARION ATKINS

#32



Sophomore • Forward • 6-8 • 222 • Clinton, Md. • Landon School

2012-13 SEASON:

- Missed Florida State, Virginia Tech, Boston College, Georgia Tech and Clemson games due to injury
- Tallied seven points and four rebounds in 16 minutes off the bench at George Mason (11/9/12)
- Made his first career start vs. Fairfield (11/12/12)
- Scored 11 points against Delaware (11/13/12)
- Earned six rebounds and a career-high four blocked shots vs. Seattle (11/17/12)
- Tallied five points in 19 minutes vs. Lamar (11/19/12)
- Added 10 points and a career-high nine rebounds vs. North Texas (11/20/12)
- Scored 14 points and had seven rebounds at Wisconsin (11/28/12)
- Grabbed a career-high 11 rebounds and blocked four shots vs. Green Bay (12/1/12)
- Tallied eight points, five rebounds and three blocked shots vs. Tennessee (12/5/12)
- Recorded 14 points in 23 minutes vs. Mississippi Valley State (12/8/12)
- Led Virginia scoring with a career-high 17 points and three steals vs. Morgan State (12/19/12)
- Played a season-low seven minutes vs. Wofford (12/30/12)
- Made his first career ACC start vs. North Carolina (1/6/13)
- Blocked two shots in 15 minutes at Clemson (1/12/13)

2012-13 GAME-BY-GAME:

Opponent	GP-GS	FG-FGA	3FG-3FGA	FT-FTA	Off-Def	Total	A	TO	Blk	Stl	PF	Min	Pts
at G. Mason	1-0	3-5	0-0	1-1	3-1	4	0	2	0	0	4	16	7
Fairfield	2-1	0-2	0-0	0-0	0-1	1	0	1	1	0	0	9	0
Delaware	3-1	5-7	0-0	1-3	3-0	3	1	0	0	0	0	23	11
Seattle	4-1	3-4	0-0	2-2	2-4	6	1	2	4	2	0	18	8
Lamar	5-1	2-4	0-0	1-1	0-1	1	1	1	1	0	4	19	5
North Texas	6-2	5-10	0-0	0-0	5-4	9	1	1	2	1	3	31	10
at Wisconsin	7-3	6-9	0-0	2-3	3-4	7	1	1	2	1	2	35	14
Green Bay	8-4	2-6	0-0	3-6	2-9	11	3	2	4	0	2	36	7
Tennessee	9-5	4-10	0-0	0-0	0-5	5	0	1	3	1	3	33	8
Miss. Valley St.	10-6	7-11	0-0	0-2	2-5	7	0	0	1	1	2	23	14
Morgan State	11-7	8-12	0-0	1-3	3-1	4	0	3	1	3	4	25	17
vs. Old Dominion	12-8	2-6	0-0	0-0	1-3	4	0	2	2	1	5	22	4
Wofford	13-9	0-2	0-0	0-0	0-0	0	0	1	0	0	0	7	0
North Carolina	14-10	1-4	0-0	0-0	0-3	3	0	0	2	0	2	16	2
at Wake Forest	15-11	0-4	0-0	2-2	0-2	2	0	1	0	0	2	16	2
at Clemson	16-12	1-3	0-0	0-0	0-1	1	1	0	2	0	3	15	2
Florida State	DNP												
at Virginia Tech	DNP												
Boston College	DNP												
NC State	17-12	0-0	0-0	0-0	0-2	2	0	1	0	0	0	6	0
at Georgia Tech	DNP												
Clemson	DNP												
at Maryland	18-12	0-1	0-0	0-0	1-2	3	0	1	0	0	1	7	0
Virginia Tech	19-12	0-1	0-0	0-0	1-0	1	0	1	0	0	0	2	0
at North Carolina	20-12	2-4	0-0	0-0	2-1	3	0	0	0	0	0	8	4
at Miami	21-12	1-1	0-0	0-0	0-1	1	0	0	0	0	1	11	2
Georgia Tech	DNP												
Duke	DNP												
at Boston College	DNP												
at Florida State	22-12	0-0	0-0	0-0	0-1	1	0	0	0	0	0	4	0

SINGLE GAME BESTS

POINTS

Season: 17 vs. Morgan State (12/19/12)
 Career: 17 vs. Morgan State (12/19/12)
 ACC: 6 vs. Boston College (1/26/12)

REBOUNDS

Season: 11 vs. Green Bay (12/1/12)
 Career: 11 vs. Green Bay (12/1/12)
 ACC: 6 vs. North Carolina (2/25/12)

FG MADE

Season: 8 vs. Morgan State (12/19/12)
 Career: 8 vs. Morgan State (12/19/12)
 ACC: 2 on four occasions

FG ATTEMPTS

Season: 12 vs. Morgan State (12/19/12)
 Career: 12 vs. Morgan State (12/19/12)
 ACC: 5 vs. Wake Forest (2/8/12)

3 PT FG MADE

Season: --
 Career: --
 ACC: --

3 PT FG ATTEMPTS

Season: --
 Career: --
 ACC: --

FT MADE

Season: 3 vs. Green Bay (12/1/12)
 Career: 4 vs. Longwood (12/3/11)
 ACC: 2 at GT (1/19/12), vs. BC (1/26/12)

FT ATTEMPTS

Season: 6 vs. Green Bay (12/1/12)
 Career: 6, 2x last vs. Green Bay (12/1/12)
 ACC: 2 on four occasions

ASSISTS

Season: 3 vs. Green Bay (12/1/12)
 Career: 3 vs. Green Bay (12/1/12)
 ACC: 1, 3x last at Clemson (1/12/13)

TURNOVERS

Season: 3 vs. Morgan State (12/19/12)
 Career: 3 vs. Morgan State (12/19/12)
 ACC: 2 at Maryland (3/4/12)

BLOCKS

Season: 4, 2x last vs. Green Bay (12/1/12)
 Career: 4, 2x last vs. Green Bay (12/1/12)
 ACC: 2, 8x last at Clemson (1/12/13)

STEALS

Season: 3 vs. Morgan State (12/19/12)
 Career: 3 vs. Morgan State (12/19/12)
 ACC: 2 vs. Wake Forest (2/8/12)

MINUTES

Season: 36 vs. Green Bay (12/1/12)
 Career: 36 vs. Green Bay (12/1/12)
 ACC: 22 at Maryland (3/4/12)

CAREER STATISTICS

Year	G-GS	Min-Avg.	FG-FGA	Pct.	3FG-3FGA	Pct.	FT-FTA	Pct.	Off-Def.	Reb-Avg.	PF-DQ	Ast	TO	Blk	Stl	Pts-Avg
2011-12	27-0	275-10.2	25-43	.581	0-0	.000	11-19	.579	23-39	62-2.3	50-1	3	5	19	12	61-2.3
ACC	16-0	190-11.9	15-27	.556	0-0	.000	5-8	.625	14-25	39-2.4	36-1	2	3	14	8	35-2.2
2012-13	22-12	384-17.5	52-106	.491	0-0	.000	13-23	.565	28-51	79-3.6	38-1	9	21	25	10	117-5.3
ACC	8-3	81-10.1	5-18	.278	0-0	.000	2-2	1.000	4-13	17-2.0	9-0	1	4	4	0	12-1.3
CAREER	48-12	653-13.6	77-149	.517	0-0	.000	24-42	.571	51-89	141-2.9	88-2	12	26	44	22	178-3.6
ACC	24-3	271-11.3	20-45	.444	0-0	.000	7-10	.700	18-38	56-2.3	45-1	3	7	18	8	47-1.9

2012-13 Virginia Basketball
Virginia Season Schedule/Results & Leaders (as of Mar 07, 2013)
All games

RECORD:	OVERALL	HOME	AWAY	NEUTRAL
ALL GAMES	20-10	17-1	3-8	0-1
CONFERENCE	10-7	8-0	2-7	0-0
NON-CONFERENCE	10-3	9-1	1-1	0-1

Date	Opponent	Score	Att.	High Points	High Rebounds
11/9/12	at George Mason	59-63 L	9840	(19)Joe Harris	(8)Joe Harris
11/12/12	FAIRFIELD	W 54-45	8568	(15)Joe Harris	(8)Akil Mitchell
11/13/12	DELAWARE	53-59 L	8490	(20)Joe Harris	(13)Akil Mitchell
11/17/12	SEATTLE	W 83-43	9160	(17)Mike Tobey	(16)Akil Mitchell
11/19/12	LAMAR	W 63-44	1444	(17)Joe Harris	(8)Akil Mitchell
11/20/12	NORTH TEXAS	W 80-64	1745	(14)Justin Anderson	(9)Darion Atkins
11/28/12	at Wisconsin	W 60-54	16690	(22)Joe Harris	(10)Akil Mitchell
12/01/12	GREEN BAY	W 67-51	9600	(20)Akil Mitchell	(11)Darion Atkins
12/05/12	TENNESSEE	W 46-38	9702	(13)Akil Mitchell (13)Joe Harris	(12)Akil Mitchell
12/08/12	MISSISSIPPI VALLEY STATE	W 67-39	8691	(20)Akil Mitchell	(9)Justin Anderson
12/19/12	MORGAN STATE	W 75-57	8319	(17)Darion Atkins	(12)Akil Mitchell
12/22/12	vs Old Dominion	61-63 L	6944	(18)Joe Harris	(9)Akil Mitchell
12/30/12	WOFFORD	W 74-39	9387	(19)Mike Tobey	(6)Mike Tobey (6)Akil Mitchell (6)Evan Nolte
01/06/13	*NORTH CAROLINA	W 61-52	12117	(19)Joe Harris	(11)Akil Mitchell
01/09/13	*at Wake Forest	52-55 L	9217	(14)Mike Tobey	(10)Akil Mitchell
1/12/13	*at Clemson	44-59 L	7795	(14)Joe Harris	(9)Akil Mitchell
01/19/13	*FLORIDA STATE	W 56-36	12303	(17)Joe Harris	(7)Evan Nolte
01/24/13	*at Virginia Tech	W 74-58	7222	(18)Evan Nolte	(8)Akil Mitchell
01/26/13	*BOSTON COLLEGE	W 65-51	11660	(16)Justin Anderson (16)Akil Mitchell	(7)Paul Jespersen
01/29/13	*NC STATE	W 58-55	10977	(22)Joe Harris	(12)Akil Mitchell
2/3/13	*at Georgia Tech	60-66 L	7128	(18)Joe Harris	(12)Akil Mitchell
02/07/13	*CLEMSON	W 78-41	9942	(21)Joe Harris	(6)Akil Mitchell
02/10/13	*at Maryland	W 80-69	16895	(22)Joe Harris	(9)Justin Anderson
02/12/13	*VIRGINIA TECH	W 73-55	11764	(26)Joe Harris	(8)Akil Mitchell
02/16/13	*at North Carolina	81-93 L	20616	(27)Joe Harris	(9)Akil Mitchell
02-19-13	*at Miami	50-54 L	7972	(16)Joe Harris	(8)Akil Mitchell
02/24/13	*GEORGIA TECH	W 82-54	12232	(18)Akil Mitchell	(8)Akil Mitchell
02/28/13	*DUKE	W 73-68	14593	(36)Joe Harris	(12)Akil Mitchell
3/3/13	*at Boston College	52-53 L	5062	(16)Akil Mitchell	(8)Akil Mitchell
03/07/13	*at Florida State	51-53 L	6430	(15)Akil Mitchell	(12)Akil Mitchell

* - Conference game

Attendance Summary	Games	Attend	Avg/Game
Home	18	170694	9483
Away	11	114867	10442
Neutral	1	6944	6944
Total	30	292505	9750

2012-13 Virginia Basketball
Virginia Season Box Score (as of Mar 07, 2013)
All games

RECORD:	OVERALL	HOME	AWAY	NEUTRAL
ALL GAMES	20-10	17-1	3-8	0-1
CONFERENCE	10-7	8-0	2-7	0-0
NON-CONFERENCE	10-3	9-1	1-1	0-1

##	Player	gp-gs	min	avg	Total		3-Point		F-Throw		Rebounds				pf	dq	a	to	blk	stl	pts	avg
					fg-fga	fg%	3fg-fga	3fg%	ft-fa	ft%	off	def	tot	avg								
12	Joe Harris	30-30	961	32.0	173-352	.491	69-153	.451	97-124	.782	28	93	121	4.0	69	2	65	56	16	26	512	17.1
25	Akil Mitchell	30-30	912	30.4	151-276	.547	0-1	.000	87-123	.707	80	187	267	8.9	64	0	45	49	12	37	389	13.0
23	Justin Anderson	30-12	681	22.7	71-172	.413	12-48	.250	44-58	.759	27	67	94	3.1	39	0	66	32	27	24	198	6.6
10	Mike Tobey	25-1	324	13.0	68-129	.527	3-5	.600	16-20	.800	26	39	65	2.6	36	0	10	18	13	2	155	6.2
11	Evan Nolte	30-8	627	20.9	62-146	.425	40-101	.396	22-27	.815	18	56	74	2.5	69	1	32	19	15	24	186	6.2
32	Darion Atkins	22-12	384	17.5	52-106	.491	0-0	.000	13-23	.565	28	51	79	3.6	38	1	9	21	25	10	117	5.3
02	Paul Jespersion	30-29	798	26.6	54-141	.383	37-95	.389	11-14	.786	5	64	69	2.3	50	0	30	30	15	17	156	5.2
01	Jontel Evans	21-17	587	28.0	41-105	.390	1-2	.500	10-24	.417	10	41	51	2.4	39	0	104	51	0	14	93	4.4
05	Teven Jones	26-9	370	14.2	22-64	.344	8-25	.320	19-23	.826	1	19	20	0.8	42	0	33	25	2	14	71	2.7
04	Taylor Barnette	21-2	212	10.1	19-39	.487	16-34	.471	0-2	.000	1	12	13	0.6	13	0	16	11	0	0	54	2.6
00	Doug Browman	17-0	111	6.5	0-4	.000	0-4	.000	1-4	.250	1	15	16	0.9	11	0	13	9	0	1	1	0.1
30	Thomas Rogers	9-0	21	2.3	0-7	.000	0-3	.000	0-2	.000	0	5	5	0.6	1	0	2	2	0	0	0	0.0
24	Caid Kirven	5-0	12	2.4	0-2	.000	0-0	.000	0-0	.000	0	3	3	0.6	1	0	0	3	0	0	0	0.0
Team											36	50	86				2					
Total.....		30	6000		713-1543	.462	186-471	.395	320-444	.721	261	702	963	32.1	472	4	425	328	125	169	1932	64.4
Opponents.....		30	6000		575-1474	.390	157-515	.305	324-474	.684	262	625	887	29.6	440	4	268	382	96	149	1631	54.4

Score by Periods	1st	2nd	Totals
Virginia	901	1031	1932
Opponents	723	908	1631

2012-13 Virginia Basketball
Virginia Combined Team Statistics (as of Mar 07, 2013)
Conference games

RECORD:	OVERALL	HOME	AWAY	NEUTRAL
ALL GAMES	10-7	8-0	2-7	0-0
CONFERENCE	10-7	8-0	2-7	0-0
NON-CONFERENCE	0-0	0-0	0-0	0-0

##	Player	gp-gs	min	avg	Total		3-Point		F-Throw		Rebounds			pf	dq	a	to	blk	stl	pts	avg	
					fg-fga	fg%	3fg-fga	3fg%	ft-fa	ft%	off	def	tot									
12	Joe Harris	17-17	578	34.0	107-212	.505	41-93	.441	62-77	.805	21	48	69	4.1	44	1	32	31	10	20	317	18.6
25	Akil Mitchell	17-17	546	32.1	87-155	.561	0-0	.000	43-62	.694	41	107	148	8.7	35	0	20	29	7	22	217	12.8
23	Justin Anderson	17-9	416	24.5	45-105	.429	8-26	.308	25-32	.781	15	41	56	3.3	27	0	38	19	16	12	123	7.2
10	Mike Tobey	12-0	166	13.8	35-65	.538	1-1	1.000	4-5	.800	20	20	40	3.3	25	0	4	6	5	1	75	6.3
11	Evan Nolte	17-5	364	21.4	33-87	.379	25-68	.368	9-13	.692	11	33	44	2.6	42	1	13	8	10	12	100	5.9
02	Paul Jespersen	17-17	464	27.3	34-92	.370	23-61	.377	8-10	.800	2	35	37	2.2	29	0	11	18	9	13	99	5.8
01	Jontel Evans	17-16	527	31.0	38-92	.413	1-2	.500	10-24	.417	10	33	43	2.5	35	0	93	46	0	9	87	5.1
04	Taylor Barnette	11-0	64	5.8	10-16	.625	10-15	.667	0-0	.000	0	4	4	0.4	5	0	2	2	0	0	30	2.7
05	Teven Jones	16-1	133	8.3	11-30	.367	5-14	.357	3-4	.750	0	6	6	0.4	15	0	8	8	0	5	30	1.9
32	Darion Atkins	9-3	87	9.7	5-18	.278	0-0	.000	2-2	1.000	4	13	17	1.9	9	0	1	4	4	0	12	1.3
00	Doug Browman	8-0	38	4.8	0-1	.000	0-1	.000	0-2	.000	0	5	5	0.6	6	0	3	2	0	1	0	0.0
24	Caid Kirven	3-0	8	2.7	0-1	.000	0-0	.000	0-0	.000	0	2	2	0.7	0	0	0	2	0	0	0	0.0
30	Thomas Rogers	4-0	9	2.3	0-3	.000	0-1	.000	0-0	.000	0	3	3	0.8	0	0	1	1	0	0	0	0.0
Team											17	26	43				2					
Total.....		17	3400		405-877	.462	114-282	.404	166-231	.719	141	376	517	30.4	272	2	226	178	61	95	1090	64.1
Opponents.....		17	3400		343-816	.420	91-287	.317	195-289	.675	137	360	497	29.2	237	2	164	216	60	79	972	57.2

TEAM STATISTICS	VA	OPP	Date	Opponent	Score	Att.
SCORING	1090	972	* 01/06/13	NORTH CAROLINA	w 61-52	12117
Points per game	64.1	57.2	* 01/09/13	at Wake Forest	L 52-55	9217
Scoring margin	+6.9	-	* 1/12/13	at Clemson	L 44-59	7795
FIELD GOALS-ATT	405-877	343-816	* 01/19/13	FLORIDA STATE	w 56-36	12303
Field goal pct	.462	.420	* 01/24/13	at Virginia Tech	w 74-58	7222
3 POINT FG-ATT	114-282	91-287	* 01/26/13	BOSTON COLLEGE	w 65-51	11660
3-point FG pct	.404	.317	* 01/29/13	NC STATE	w 58-55	10977
3-pt FG made per game	6.7	5.4	* 2/3/13	at Georgia Tech	L 60-66	7128
FREE THROWS-ATT	166-231	195-289	* 02/07/13	CLEMSON	w 78-41	9942
Free throw pct	.719	.675	* 02/10/13	at Maryland	w 80-69	16895
F-Throws made per game	9.8	11.5	* 02/12/13	VIRGINIA TECH	w 73-55	11764
REBOUNDS	517	497	* 02/16/13	at North Carolina	L 81-93	20616
Rebounds per game	30.4	29.2	* 02-19-13	at Miami	L 50-54	7972
Rebounding margin	+1.2	-	* 02/24/13	GEORGIA TECH	w 82-54	12232
ASSISTS	226	164	* 02/28/13	DUKE	w 73-68	14593
Assists per game	13.3	9.6	* 3/3/13	at Boston College	L 52-53	5062
TURNOVERS	178	216	* 03/07/13	at Florida State	L 51-53	6430
Turnovers per game	10.5	12.7				
Turnover margin	+2.2	-				
Assist/turnover ratio	1.3	0.8				
STEALS	95	79				
Steals per game	5.6	4.6				
BLOCKS	61	60				
Blocks per game	3.6	3.5				
ATTENDANCE	95588	88337				
Home games-Avg/Game	8-11948	9-9815				
Neutral site-Avg/Game	-	0-0				

* - Conference game

Score by Periods	1st	2nd	Totals
Virginia	506	584	1090
Opponents	431	541	972

2012-13 Virginia Basketball
Virginia Overall Team Statistics (as of Mar 07, 2013)
All games

TEAM STATISTICS	VA	OPP
SCORING	1932	1631
Points per game	64.4	54.4
Scoring margin	+10.0	-
FIELD GOALS-ATT	713-1543	575-1474
Field goal pct	.462	.390
3 POINT FG-ATT	186-471	157-515
3-point FG pct	.395	.305
3-pt FG made per game	6.2	5.2
FREE THROWS-ATT	320-444	324-474
Free throw pct	.721	.684
F-Throws made per game	10.7	10.8
REBOUNDS	963	887
Rebounds per game	32.1	29.6
Rebounding margin	+2.5	-
ASSISTS	425	268
Assists per game	14.2	8.9
TURNOVERS	328	382
Turnovers per game	10.9	12.7
Turnover margin	+1.8	-
Assist/turnover ratio	1.3	0.7
STEALS	169	149
Steals per game	5.6	5.0
BLOCKS	125	96
Blocks per game	4.2	3.2
WINNING STREAK	0	-
Home win streak	16	-
ATTENDANCE	170694	121811
Home games-Avg/Game	18-9483	11-10442
Neutral site-Avg/Game	-	1-6944

Score by Periods	1st	2nd	Totals
Virginia	901	1031	1932
Opponents	723	908	1631

2012-13 Virginia Basketball
Virginia Team Game-by-Game (as of Mar 07, 2013)
All games

TEAM STATISTICS

Opponent	Date	Score		Total		3-Pointers		Free throws		Rebounds				pf	a	t/o	blk	stl	pts	avg
				fg-fga	pct	3fg-fga	pct	ft-fta	pct	off	def	tot	avg							
at George Mason	11/9/12	59-63	L	21-52	.404	8-21	.381	9-15	.600	11	21	32	32.0	20	12	12	1	3	59	59.0
FAIRFIELD	11/12/12	54-45	W	19-47	.404	2-8	.250	14-20	.700	11	21	32	32.0	8	14	9	4	5	54	56.5
DELAWARE	11/13/12	53-59	L	20-57	.351	4-21	.190	9-15	.600	16	19	35	33.0	17	10	12	4	5	53	55.3
SEATTLE	11/17/12	83-43	W	28-50	.560	6-14	.429	21-24	.875	9	32	41	35.0	13	21	19	6	7	83	62.2
LAMAR	11/19/12	63-44	W	23-53	.434	6-16	.375	11-11	1.000	7	22	29	33.8	16	12	9	8	9	63	62.4
NORTH TEXAS	11/20/12	80-64	W	27-46	.587	8-11	.727	18-24	.750	9	19	28	32.8	20	18	15	5	7	80	65.3
at Wisconsin	11/28/12	60-54	W	21-46	.457	4-12	.333	14-17	.824	8	28	36	33.3	12	12	10	4	3	60	64.6
GREEN BAY	12/01/12	67-51	W	26-52	.500	7-14	.500	8-11	.727	4	28	32	33.1	14	20	10	5	7	67	64.9
TENNESSEE	12/05/12	46-38	W	19-53	.358	1-8	.125	7-10	.700	10	27	37	33.6	15	10	8	8	2	46	62.8
MISSISSIPPI VALLEY STA	12/08/12	67-39	W	28-56	.500	3-12	.250	8-14	.571	7	35	42	34.4	17	17	10	8	9	67	63.2
MORGAN STATE	12/19/12	75-57	W	25-54	.463	6-16	.375	19-29	.655	16	23	39	34.8	17	18	16	2	8	75	64.3
vs Old Dominion	12/22/12	61-63	L	21-53	.396	9-21	.429	10-13	.769	8	24	32	34.6	19	13	8	7	1	61	64.0
WOFFORD	12/30/12	74-39	W	30-47	.638	8-15	.533	6-10	.600	4	27	31	34.3	12	22	12	2	8	74	64.8
NORTH CAROLINA	01/06/13	61-52	W	22-49	.449	8-14	.571	9-18	.500	5	27	32	34.1	14	14	11	6	6	61	64.5
at Wake Forest	01/09/13	52-55	L	20-55	.364	3-11	.273	9-12	.750	17	23	40	34.5	19	8	17	3	6	52	63.7
at Clemson	1/12/13	44-59	L	17-48	.354	5-17	.294	5-8	.625	7	16	23	33.8	17	11	12	3	4	44	62.4
FLORIDA STATE	01/19/13	56-36	W	22-45	.489	7-13	.538	5-6	.833	10	20	30	33.6	14	15	16	5	9	56	62.1
at Virginia Tech	01/24/13	74-58	W	26-51	.510	11-23	.478	11-18	.611	5	19	24	33.1	18	21	6	3	9	74	62.7
BOSTON COLLEGE	01/26/13	65-51	W	27-48	.563	2-9	.222	9-11	.818	7	22	29	32.8	16	15	13	7	7	65	62.8
NC STATE	01/29/13	58-55	W	22-54	.407	4-16	.250	10-15	.667	7	26	33	32.8	14	13	8	4	4	58	62.6
at Georgia Tech	2/3/13	60-66	L	22-55	.400	9-22	.409	7-11	.636	13	18	31	32.8	22	15	14	3	4	60	62.5
CLEMSON	02/07/13	78-41	W	30-54	.556	10-24	.417	8-12	.667	5	24	29	32.6	17	17	6	6	12	78	63.2
at Maryland	02/10/13	80-69	W	26-48	.542	11-19	.579	17-23	.739	9	25	34	32.7	16	15	16	1	5	80	63.9
VIRGINIA TECH	02/12/13	73-55	W	22-50	.440	9-19	.474	20-23	.870	6	27	33	32.7	13	14	6	3	2	73	64.3
at North Carolina	02/16/13	81-93	L	31-53	.585	12-21	.571	7-11	.636	3	21	24	32.3	21	12	14	2	7	81	65.0
at Miami	02-19-13	50-54	L	20-52	.385	5-15	.333	5-8	.625	8	24	32	32.3	17	12	7	4	6	50	64.4
GEORGIA TECH	02/24/13	82-54	W	32-59	.542	6-19	.316	12-14	.857	10	19	29	32.2	8	15	5	3	5	82	65.0
DUKE	02/28/13	73-68	W	24-52	.462	3-11	.273	22-29	.759	9	27	36	32.3	18	10	10	6	3	73	65.3
at Boston College	3/3/13	52-53	L	20-47	.426	7-15	.467	5-7	.714	5	20	25	32.1	15	12	10	0	3	52	64.9
at Florida State	03/07/13	51-53	L	22-57	.386	2-14	.143	5-5	1.000	15	18	33	32.1	13	7	7	2	3	51	64.4
Virginia		1932		713-1543	.462	186-471	.395	320-444	.721	261	702	963	32.1	472	425	328	125	169	1932	64.4
Opponents		1631		575-1474	.390	157-515	.305	324-474	.684	262	625	887	29.6	440	268	382	96	149	1631	54.4

Games played: 30
Points/game: 64.4
FG Pct: 46.2
3FG Pct: 39.5
FT Pct: 72.1

Rebounds/game: 32.1
Assists/game: 14.2
Turnovers/game: 10.9
Assist/turnover ratio: 1.3
Steals/game: 5.6
Blocks/game: 4.2

2012-13 Virginia Basketball
Virginia Points-Rebounds-Assists (as of Mar 07, 2013)
All games

Opponent	Date	Score		00	01	02	04	05	10	11
				BROWMAN,DO	EVANS,JONT	JESPERSON,	BARNETTE,T	JONES,TEVE	TOBEY,MIKE	NOLTE,EVAN
at George Mason	11/9/12	59-63	L	0-3-2	DNP	2-2-1	5-0-0	DNP	5-1-0	6-2-3
FAIRFIELD	11/12/12	54-45	w	0-0-1	DNP	6-1-2	0-1-0	DNP	6-3-0	11-1-2
DELAWARE	11/13/12	53-59	L	0-1-1	0-1-0	2-5-2	0-0-0	DNP	0-1-0	3-1-0
SEATTLE	11/17/12	83-43	w	1-2-0	DNP	3-1-5	8-2-4	4-3-1	17-4-1	10-1-3
LAMAR	11/19/12	63-44	w	0-0-0	DNP	9-5-1	2-1-1	6-0-2	6-1-0	2-0-1
NORTH TEXAS	11/20/12	80-64	w	DNP	DNP	5-1-2	0-0-0	13-1-4	5-0-1	13-4-3
at Wisconsin	11/28/12	60-54	w	DNP	0-4-0	0-3-0	DNP	2-0-3	0-0-0	8-3-1
GREEN BAY	12/01/12	67-51	w	DNP	2-3-7	8-1-1	DNP	0-0-2	3-1-1	2-2-2
TENNESSEE	12/05/12	46-38	w	DNP	4-0-4	2-4-0	DNP	2-0-3	2-2-0	2-2-0
MISSISSIPPI VALLEY STAT	12/08/12	67-39	w	0-2-0	DNP	3-1-1	3-1-4	2-3-2	5-3-0	2-4-1
MORGAN STATE	12/19/12	75-57	w	0-1-0	DNP	11-3-1	0-3-2	2-2-2	6-3-1	5-1-1
vs Old Dominion	12/22/12	61-63	L	0-0-0	DNP	3-4-2	3-0-2	4-4-3	6-0-1	15-3-0
WOFFORD	12/30/12	74-39	w	0-2-6	DNP	3-1-1	3-1-1	6-1-3	19-6-1	7-6-2
NORTH CAROLINA	01/06/13	61-52	w	DNP	8-0-6	7-1-2	DNP	6-2-0	2-3-0	9-1-2
at Wake Forest	01/09/13	52-55	L	DNP	2-4-3	0-0-0	0-0-0	0-1-1	14-7-0	6-3-0
at Clemson	1/12/13	44-59	L	DNP	2-1-3	5-0-0	DNP	2-0-0	6-2-1	6-1-0
FLORIDA STATE	01/19/13	56-36	w	0-0-1	6-5-7	8-2-0	0-0-0	0-0-1	2-1-0	2-7-1
at Virginia Tech	01/24/13	74-58	w	0-1-1	4-2-6	3-0-1	DNP	3-0-1	10-3-1	18-2-2
BOSTON COLLEGE	01/26/13	65-51	w	0-2-1	3-2-6	6-7-2	DNP	DNP	8-3-0	9-2-0
NC STATE	01/29/13	58-55	w	0-0-0	4-1-7	0-1-1	DNP	0-0-0	13-7-1	3-1-0
at Georgia Tech	2/3/13	60-66	L	DNP	4-1-4	3-1-1	3-0-0	2-0-1	1-2-1	6-4-0
CLEMSON	02/07/13	78-41	w	0-0-0	2-1-8	5-2-1	9-1-1	2-0-0	DNP	9-5-2
at Maryland	02/10/13	80-69	w	DNP	5-5-8	12-3-0	3-0-0	0-0-0	DNP	8-5-3
VIRGINIA TECH	02/12/13	73-55	w	0-1-0	8-7-6	8-2-1	0-1-0	5-0-2	DNP	5-4-0
at North Carolina	02/16/13	81-93	L	0-0-0	12-1-5	9-2-0	3-0-0	3-0-1	DNP	6-2-0
at Miami	02-19-13	50-54	L	DNP	5-4-7	8-4-0	DNP	0-1-0	DNP	6-1-1
GEORGIA TECH	02/24/13	82-54	w	0-1-0	10-3-8	6-4-0	9-0-1	4-1-0	7-4-0	2-1-0
DUKE	02/28/13	73-68	w	DNP	6-1-3	5-4-1	0-2-0	3-0-0	0-1-0	2-1-1
at Boston College	3/3/13	52-53	L	DNP	4-4-4	9-1-1	3-0-0	0-1-1	0-0-0	3-2-1
at Florida State	03/07/13	51-53	L	DNP	2-1-2	5-3-0	0-0-0	0-0-0	12-7-0	0-2-0

Opponent	Date	Score		12	23	24	25	30	32
				HARRIS,JOE	ANDERSON,J	KIRVEN,CAI	MITCHELL,A	ROGERS,THO	ATKINS,DAR
at George Mason	11/9/12	59-63	L	19-8-3	4-3-3	DNP	11-7-0	DNP	7-4-0
FAIRFIELD	11/12/12	54-45	w	15-7-3	4-5-4	DNP	12-8-2	DNP	0-1-0
DELAWARE	11/13/12	53-59	L	20-4-1	2-1-2	DNP	15-13-3	DNP	11-3-1
SEATTLE	11/17/12	83-43	w	7-1-0	11-2-4	DNP	14-16-1	0-0-1	8-6-1
LAMAR	11/19/12	63-44	w	17-5-2	6-3-2	DNP	10-8-2	0-0-0	5-1-1
NORTH TEXAS	11/20/12	80-64	w	12-2-2	14-4-4	DNP	8-4-1	DNP	10-9-1
at Wisconsin	11/28/12	60-54	w	22-5-5	3-4-0	DNP	11-10-2	DNP	14-7-1
GREEN BAY	12/01/12	67-51	w	20-2-2	5-1-0	DNP	20-9-2	DNP	7-11-3
TENNESSEE	12/05/12	46-38	w	13-6-1	0-0-1	DNP	13-12-1	DNP	8-5-0
MISSISSIPPI VALLEY STAT	12/08/12	67-39	w	3-3-6	15-9-2	0-0-0	20-5-1	0-1-0	14-7-0
MORGAN STATE	12/19/12	75-57	w	14-2-3	5-2-1	DNP	15-12-7	0-0-0	17-4-0
vs Old Dominion	12/22/12	61-63	L	18-3-2	0-2-2	DNP	8-9-1	DNP	4-4-0
WOFFORD	12/30/12	74-39	w	15-4-3	6-2-3	0-1-0	15-6-2	0-1-0	0-0-0
NORTH CAROLINA	01/06/13	61-52	w	19-5-1	1-4-2	DNP	7-11-1	DNP	2-3-0
at Wake Forest	01/09/13	52-55	L	13-4-2	5-8-2	DNP	10-10-0	DNP	2-2-0
at Clemson	1/12/13	44-59	L	14-5-3	0-2-0	DNP	7-9-3	DNP	2-1-1
FLORIDA STATE	01/19/13	56-36	w	17-4-1	8-3-1	0-0-0	13-5-3	0-1-0	DNP
at Virginia Tech	01/24/13	74-58	w	17-3-2	11-2-6	DNP	8-8-1	DNP	DNP
BOSTON COLLEGE	01/26/13	65-51	w	7-5-4	16-2-2	DNP	16-6-0	DNP	DNP
NC STATE	01/29/13	58-55	w	22-4-1	2-2-1	DNP	14-12-2	DNP	0-2-0
at Georgia Tech	2/3/13	60-66	L	18-6-4	10-3-4	DNP	13-12-0	DNP	DNP
CLEMSON	02/07/13	78-41	w	21-4-2	14-1-2	0-2-0	16-6-0	0-2-1	DNP
at Maryland	02/10/13	80-69	w	22-2-1	17-9-3	DNP	13-4-0	DNP	0-3-0
VIRGINIA TECH	02/12/13	73-55	w	26-4-1	4-3-1	0-0-0	17-8-3	0-0-0	0-1-0
at North Carolina	02/16/13	81-93	L	27-2-1	8-2-5	DNP	9-9-0	DNP	4-3-0
at Miami	02-19-13	50-54	L	16-7-2	7-1-1	DNP	6-8-1	DNP	2-1-0
GEORGIA TECH	02/24/13	82-54	w	15-3-1	11-2-4	DNP	18-8-1	0-0-0	DNP
DUKE	02/28/13	73-68	w	36-7-2	2-5-2	DNP	19-12-1	DNP	DNP
at Boston College	3/3/13	52-53	L	14-3-3	3-5-1	DNP	16-8-1	DNP	DNP
at Florida State	03/07/13	51-53	L	13-1-1	4-2-1	DNP	15-12-3	DNP	0-1-0

2012-13 Virginia Basketball
Virginia Game-by-Game Highs (as of Mar 07, 2013)
All games

Opponent	Date	Score	Points	Rebounds	Assists	Steals	Blocked shots
at George Mason	11/9/12	59-63	19-Joe Harris	8-Joe Harris	3-Joe Harris Justin Anderson Evan Nolte	2-Akil Mitchell	1-Akil Mitchell
FAIRFIELD	11/12/12	54-45	15-Joe Harris	8-Akil Mitchell	4-Justin Anderson	3-Evan Nolte	1-Akil Mitchell Joe Harris Darion Atkins Justin Anderson
DELAWARE	11/13/12	53-59	20-Joe Harris	13-Akil Mitchell	3-Akil Mitchell	3-Evan Nolte	1-Mike Tobey Justin Anderson Paul Jesperson Akil Mitchell
SEATTLE	11/17/12	83-43	17-Mike Tobey	16-Akil Mitchell	5-Paul Jesperson	3-Akil Mitchell	4-Darion Atkins
LAMAR	11/19/12	63-44	17-Joe Harris	8-Akil Mitchell	2-Joe Harris Justin Anderson Teven Jones Akil Mitchell	3-Joe Harris Evan Nolte	2-Paul Jesperson Joe Harris
NORTH TEXAS	11/20/12	80-64	14-Justin Anderson	9-Darion Atkins	4-Teven Jones Justin Anderson	3-Justin Anderson	2-Darion Atkins
at Wisconsin	11/28/12	60-54	22-Joe Harris	10-Akil Mitchell	5-Joe Harris	2-Teven Jones	2-Darion Atkins
GREEN BAY	12/01/12	67-51	20-Joe Harris Akil Mitchell	11-Darion Atkins	7-Jontel Evans	5-Jontel Evans	4-Darion Atkins
TENNESSEE	12/05/12	46-38	13-Joe Harris Akil Mitchell	12-Akil Mitchell	4-Jontel Evans	1-Darion Atkins Teven Jones	3-Darion Atkins
MISSISSIPPI VALLEY STAT	12/08/12	67-39	20-Akil Mitchell	9-Justin Anderson	6-Joe Harris	4-Akil Mitchell	3-Mike Tobey
MORGAN STATE	12/19/12	75-57	17-Darion Atkins	12-Akil Mitchell	7-Akil Mitchell	3-Teven Jones Darion Atkins	1-Justin Anderson Darion Atkins
vs Old Dominion	12/22/12	61-63	18-Joe Harris	9-Akil Mitchell	3-Teven Jones	1-Darion Atkins	2-Darion Atkins
WOFFORD	12/30/12	74-39	19-Mike Tobey	6-Evan Nolte Akil Mitchell Mike Tobey	6-Doug Browman	4-Akil Mitchell	1-Mike Tobey Paul Jesperson
NORTH CAROLINA	01/06/13	61-52	19-Joe Harris	11-Akil Mitchell	6-Jontel Evans	2-Joe Harris Akil Mitchell	2-Darion Atkins Justin Anderson
at Wake Forest	01/09/13	52-55	14-Mike Tobey	10-Akil Mitchell	3-Jontel Evans	2-Teven Jones Akil Mitchell	1-Akil Mitchell Joe Harris Evan Nolte
at Clemson	1/12/13	44-59	14-Joe Harris	9-Akil Mitchell	3-Akil Mitchell Joe Harris Jontel Evans	2-Akil Mitchell	2-Darion Atkins
FLORIDA STATE	01/19/13	56-36	17-Joe Harris	7-Evan Nolte	7-Jontel Evans	4-Joe Harris	3-Justin Anderson
at Virginia Tech	01/24/13	74-58	18-Evan Nolte	8-Akil Mitchell	6-Justin Anderson Jontel Evans	4-Evan Nolte	2-Evan Nolte
BOSTON COLLEGE	01/26/13	65-51	16-Akil Mitchell Justin Anderson	7-Paul Jesperson	6-Jontel Evans	3-Paul Jesperson	3-Joe Harris
NC STATE	01/29/13	58-55	22-Joe Harris	12-Akil Mitchell	7-Jontel Evans	1-Mike Tobey Evan Nolte Justin Anderson Paul Jesperson	2-Mike Tobey
at Georgia Tech	2/3/13	60-66	18-Joe Harris	12-Akil Mitchell	4-Justin Anderson Joe Harris Jontel Evans	2-Paul Jesperson	1-Joe Harris Akil Mitchell Justin Anderson
CLEMSON	02/07/13	78-41	21-Joe Harris	6-Akil Mitchell	8-Jontel Evans	4-Akil Mitchell	2-Evan Nolte Paul Jesperson
at Maryland	02/10/13	80-69	22-Joe Harris	9-Justin Anderson	8-Jontel Evans	2-Joe Harris	1-Justin Anderson

2012-13 Virginia Basketball
 Virginia Game-by-Game Highs (as of Mar 07, 2013)
 All games

Opponent	Date	Score	Points	Rebounds	Assists	Steals	Blocked shots
VIRGINIA TECH at North Carolina	02/12/13	73-55	26-Joe Harris	8-Akil Mitchell	6-Jontel Evans	Akil Mitchell	2-Paul Jespersen
	02/16/13	81-93	27-Joe Harris	9-Akil Mitchell	5-Jontel Evans Justin Anderson	2-Akil Mitchell Jontel Evans Joe Harris	1-Justin Anderson Joe Harris
at Miami	02-19-13	50-54	16-Joe Harris	8-Akil Mitchell	7-Jontel Evans	2-Evan Nolte	3-Justin Anderson
GEORGIA TECH	02/24/13	82-54	18-Akil Mitchell	8-Akil Mitchell	8-Jontel Evans	2-Justin Anderson	1-Justin Anderson Evan Nolte Paul Jespersen
DUKE	02/28/13	73-68	36-Joe Harris	12-Akil Mitchell	3-Jontel Evans	1-Jontel Evans Justin Anderson Joe Harris	2-Justin Anderson Joe Harris
at Boston College	3/3/13	52-53	16-Akil Mitchell	8-Akil Mitchell	4-Jontel Evans	2-Akil Mitchell	None
at Florida State	03/07/13	51-53	15-Akil Mitchell	12-Akil Mitchell	3-Akil Mitchell	2-Joe Harris	1-Mike Tobey Akil Mitchell