

CAROLINA **FOOTBALL**

NORTH CAROLINA QUICK FACTS

Location: Chapel Hill, N.C.
Enrollment: 18,523 (undergraduate)
Founded: 1789
Nickname: Tar Heels
School Colors: Carolina Blue & White
Stadium (capacity): Kenan Stadium (63,000)
Surface: Natural Grass
Conference: Atlantic Coast
Chancellor: Carol L. Folt
Athletic Director: Bubba Cunningham

THIS WEEK'S MATCHUP

NORTH CAROLINA

Record: 1-5, 0-3
Conference: ACC
Head Coach: Larry Fedora
 (Austin College '85)
Twitter: @CoachFedora
Fedora's Overall Record: 75-49, 10th season
Fedora's Record at UNC: 41-30, sixth season

VIRGINIA

Record: 4-1, 1-0
Conference: ACC
Head Coach: Bronco Mendenhall
Overall Record: 104-54, 13th season
Record at Virginia: 6-11, second season

BROADCAST INFORMATION

Kickoff: 3:30 p.m.

RSN: Wes Durham, play-by-play; James Bates, analyst; Rebecca Kaple, sideline

Tar Heel Sports Network: Jones Angell, play-by-play; Brian Simmons, analyst; Lee Pace, sideline

Satellite Radio: XM 193, Sirius 108, Internet 955

Website: A live radio broadcast of the Tar Heel Sports Network is available on UNC's official athletic website, GoHeels.com.

Online Information: GoHeels.com (North Carolina); VirginiaSports.com (Virginia)

UNC SOCIAL MEDIA HUB

Hashtag: #GoHeels
Twitter: @TarHeelFootball
Instagram: @TarHeelFootball
Facebook: /tarheels
YouTube: /UNCTarHeelsAthletics



GAME 7

NORTH CAROLINA
 (1-5, 0-3 ACC)

VS.

VIRGINIA
 (4-1, 1-0 ACC)

KENAN STADIUM
CHAPEL HILL, N.C.
OCT. 14, 2017

GAME PREVIEW

Carolina will renew the South's Oldest Rivalry for the 122nd time when the Tar Heels host the Cavaliers Saturday at 3:30 p.m. at Kenan Stadium.

UNC fell to 1-5 on the year with a 33-10 loss to No. 21 Notre Dame last weekend in Chapel Hill. Anthony Ratliff-Williams made a leaping touchdown grab late in the first half to pull the Tar Heels within seven, but the Irish outscored the hosts 19-3 the rest of the way to secure the win. Myles Dorn notched his first two career interceptions and Cayson Collins had a career-high 15 tackles to lead the Carolina defense.

Virginia opened its Atlantic Coast Conference schedule last Saturday with a 28-21 home win over Duke in Charlottesville. Quin Blanding had a 58-yard interception return for a touchdown and Kurt Benkert tossed three touchdown passes - two to Doni Dowling - as the Wahoos improved to 4-1 on the year.

Saturday's game will be broadcast on the ACC's Regional Sports Network, which includes Fox Sports South in most North Carolina markets.

CAROLINA-VIRGINIA SERIES NOTES

- North Carolina leads the series with Virginia, 63-54-4, and has won seven straight in the series for the first time since winning nine in a row from 1974-82.
- Last season in Charlottesville, Mitch Trubisky hit Bug Howard from 40 yards out on a trick play to spark a 21-0 run and the No. 22 Tar Heels cruised to a 35-14 victory. After losing 14 straight at UVA from 1983-2008, last year's win was Carolina's fourth in a row at Scott Stadium.
- In the last meeting in Chapel Hill, Elijah Hood rushed for two touchdowns and Carolina forced five turnovers in a 26-13 win over Virginia. Hood finished with 101 yards rushing and two 3-yard scoring runs, T.J. Logan added a 16-yard TD and Nick Weiler kicked two field goals. UNC broke a 13-all halftime tie by scoring on its first three possessions of the second half, and pitched a second-half shutout.
- Saturday's game will be the 122nd meeting in the rivalry known as the South's Oldest Rivalry. Only Minnesota and Wisconsin's annual battle for Paul Bunyan's Axe has been played more often (126 times) among FBS rivalries. Miami (Ohio) and Cincinnati also met earlier this year for the 122nd time.
- North Carolina's final game of the regular season was typically played against Virginia prior to 1950. In fact, from 1919-1950, Carolina played its regular season finale vs. Virginia 28 of 32 times.
- Eight current Tar Heels are from Virginia: defensive end Malik Carney (Alexandria), defensive tackle Jeremiah Clarke (Alexandria), defensive tackle Aaron Crawford (Ashburn), offensive lineman Jay-Jay McCargo (Alexandria), wide receiver Dazz Newsome (Hampton), defensive end Tyler Powell (Midlothian), cornerback Patrice Rene (Alexandria) and cornerback M.J. Stewart (Arlington).

FEDORA VS. VIRGINIA

- Carolina head coach Larry Fedora is 7-0 against Virginia, with five wins at UNC and two wins while coaching Southern Miss.
- His wins over Virginia have featured several memorable plays, including a fake punt from the end zone in Southern Miss' 2011 victory at Virginia.
- In 2013, the Tar Heels executed a wide receiver pass back to Marquise Williams for a touchdown. It was the first time UNC had used that play under Fedora. Carolina scored on a 40-yard trick play last season in Charlottesville when Ryan Switzer took the snap and pitched it back to Trubisky, who connected with Bug Howard for the score.

2017 CAROLINA FOOTBALL SCHEDULE

DAY	DATE	OPPONENT	SITE	RESULT/TIME, TV	SPECIAL EVENT
Sat.	Sept. 2	California	Chapel Hill	L, 30-35	Home Opener
• Tar Heels outscored 21-13 in the second half to drop season opener.					
Sat.	Sept. 9	Louisville*	Chapel Hill	L, 35-47	1992 Football Reunion
• First time a reigning Heisman Trophy winner (Lamar Jackson) has played the Tar Heels since 1975 when Carolina faced Archie Griffin's Ohio State Buckeyes in Columbus.					
Sat.	Sept. 16	at Old Dominion	Norfolk, Va.	W, 53-23	
• Carolina's first trip to Old Dominion. Heels have scored a combined 133 points in two wins over ODU.					
Sat.	Sept. 23	Duke*	Chapel Hill	L, 17-27	
• The earliest meeting with the Blue Devils in series history. The previous earliest meeting was Oct. 10, 1925.					
Sat.	Sept. 30	at Georgia Tech*	Atlanta, Ga.	L, 7-33	
• Carolina dropped just its second true road game in 12 tries with the 33-7 setback.					
Sat.	Oct. 7	Notre Dame	Chapel Hill	L, 10-33	
• Notre Dame's seventh visit to Chapel Hill and first since 2008, a 29-24 UNC victory; Irish scored 19 of the game's final 22 points to secure the win.					
Sat.	Oct. 14	Virginia*	Chapel Hill	3:30 p.m., RSN	Family Weekend/Rams Club Day/Health Awareness Day
• Carolina has won seven in a row against the Cavaliers, UNC's longest winning streak since a nine-game streak from 1974-82.					
Sat.	Oct. 21	at Virginia Tech*	Blacksburg, Va.	TBD	
• Carolina won the Coastal Division title in its last visit to Blacksburg in 2015 with a 30-27 overtime victory.					
Sat.	Oct. 28	Miami*	Chapel Hill	TBD	Homecoming/Monogram Day
• Carolina has won two in a row over the Hurricanes and sports an 11-9 overall record against Miami.					
Thurs.	Nov. 9	at Pittsburgh*	Pittsburgh, Pa.	7:30 p.m., ESPN	
• Tar Heels have won four in a row over the Panthers, including last season's 37-36 comeback win in Chapel Hill.					
Sat.	Nov. 18	Western Carolina	Chapel Hill	TBD	Senior Day/Military Appreciation Day
• This is the first meeting between the two schools. Western Carolina is located a little more than four hours west of Chapel Hill in Cullowhee, N.C.					
Sat.	Nov. 25	at NC State *	Raleigh, N.C.	TBD	
• Carolina and NC State will meet in the regular-season finale for the third consecutive season.					
Sat.	Dec. 2	ACC Championship Game	Charlotte, N.C.	7:45 p.m., ESPN or 8 p.m., ABC	
• Carolina earned its first ACC title game appearance in 2015 against Clemson.					

2017 CAROLINA FOOTBALL STAFF

Head Coach

Head Coach: Larry Fedora (Austin College '85)

Twitter: @CoachFedora

Fedora's Overall Record: 75-49, 10th season

Fedora's Record at UNC: 41-30, sixth season

2016 Record: 8-5 overall, 5-3 ACC Coastal (T2nd)

Offensive Staff (f-field level; pb-press box level)

Assoc. HC/Offensive Coordinator/OL: Chris Kaporovic (f)

Co-Offensive Coordinator/WRs: Gunter Brewer (f)

Passing Game Coordinator/QBs/Recruiting

Coordinator: Keith Heckendorf (pb)

Running Backs: DeAndre Smith (f)

Tight Ends/Hybrids: Chad Scott (pb)

Graduate Assistant/Special Teams: Zach Hanson

Graduate Assistant: Jarrod James

Quality Control: Alex Marrs

Defensive Staff (f-field level; pb-press box level)

Defensive Coordinator: John Papuchis (pb)

Linebackers: Mike Ekeler (f)

Defensive Line: Deke Adams (f)

Defensive Backs: Terry Joseph (f)

Graduate Assistant: Rod Ojong

Graduate Assistant: Tony Gilbert

Quality Control: Kynjee' Cotton

Strength & Conditioning

Head S&C Coach: Lou Hernandez

Assistant S&C Coach: Simon Haake

Assistant S&C Coach: Dean Moege

Assistant S&C Coach: A.J. Blue

S&C Assistant: Zach Duprey

Business/Equipment Staff

Business Operations: Dominic Morelli

Equipment Manager: Jason Freeman

Assistant Equipment Manager: Travis Hipps

Operations

Associate A.D./Football: Corey Holliday

Director of Football Operations: Joe Haydon

Director of Kenan Football Center: James Spurling

Director of S-A Development: Ochuko Jenije

Operations Assistants: Dana Byrnes, Zack Craig, Andrew Steele, Taylor Vippolis

Player Personnel

Director of High School Relations: Jason Tudryn

Director of Player Personnel: John Mark Hamilton

Sports Medicine

Head Athletic Trainer for Football: Luke Ross

Staff Athletic Trainers: Manny Andreoulakis, David Minberg

Nutritionist: Kelsee Gomes

Video & Technology














Director of Video & Technology: Chris Luke

IT Services: Andrew Gibson

Assistant Video Director: Darryl Sanders

Special Projects/Graphics: Jordan Sain

QUICK HITS

-  Carolina has won 10 of its last 12 true road games dating to 2014 - wins at Georgia Tech, Pittsburgh, Virginia Tech, Florida State, NC State, Illinois, Florida State, Miami, Virginia and Old Dominion.
-  UNC scored six rushing touchdowns against ODU, matching the most rushing scores for the Tar Heels under Larry Fedora. Sophomore TB Jordan Brown had a career-high 123 rushing yards and two TDs to lead the attack.
-  Sophomore Anthony Ratliff-Williams set a school record with 199 kickoff return yards on five returns against Louisville. The previous record was 184 yards (eight returns) by Marcus Wall vs. Clemson in 1994. Ratliff-Williams had a 94-yard kickoff return for a touchdown, his first career touchdown, in the third quarter. He was named ACC Specialist of the Week for his efforts.
-  Chazz Surratt completed 12 of 14 passes for 168 yards and two touchdowns against Louisville to earn ACC Rookie of the Week honors. Making his third straight start against Duke, Surratt finished 17 of 32 for 259 yards and a touchdown. He also ran for a 56-yard touchdown, the longest by a Carolina QB in 14 years. The redshirt freshman is third nationally among first-year players in both passing and total offense and is responsible for 10 touchdowns through six games.
-  Tom Sheldon averaged 53.5 yards on four punts against Louisville. He hit a career-long 66-yarder in the second quarter and three of his four punts were downed inside the UL 20. He was named Ray Guy Award National Punter of the week for his efforts. Sheldon ranks sixth nationally in punt average (46.4 yards per punt).
-  Senior Austin Proehl set career highs with eight catches and 120 receiving yards against Louisville. His previous highs were seven catches vs. Stanford in the 2016 Sun Bowl and seven vs. Pitt last year. His previous high in receiving yards was 99 vs. Pitt.
-  Larry Fedora is one of just 12 active coaches averaging 35 points per game in his career. Carolina has scored 30 or more points in 46 of Fedora's 71 games at UNC, and 40 or more points in 27 of those contests, including the 53-23 win at ODU.
-  Carolina has averaged more than 170 rushing yards per game over the last five seasons. That is the highest five-year average since the Mack Brown era in the 1990s. The Tar Heels rushed for 219 yards in the opener against Cal and 252 in the win at ODU.
-  Fedora guided the Tar Heels to 40 wins in his first five seasons at the helm. Only Dick Crum won more games (42) in his first five seasons in Chapel Hill since the ACC began in 1953.
-  Fedora sports a 25-12 mark at Kenan Stadium during his career in Chapel Hill. His 25 home wins in his first five seasons were the most by any UNC coach in his first five seasons.
-  Fedora-coached teams have been responsible for five of the top 10 offensive seasons in UNC history.
-  Carolina has established more than 100 school single-season and career offensive records since 2012. In 2016, the Tar Heels established 36 individual records and six team records.
-  UNC ranked second in the ACC and eighth in the country with six players selected in the 2017 NFL Draft, led by No. 2 overall pick Mitch Trubisky. Trubisky is the fourth first-round pick under Fedora at UNC.

TAR HEELS IN THE ACC TOP 10

Carolina features a number of players on the ACC statistical top 10 charts through five weeks. They are:

- Chazz Surratt - ninth in passing yards per game, 10th in total offense
- Anthony Ratliff-Williams - first in kick return average, third in all purpose yards per game
- Tom Sheldon - first in punting
- Freeman Jones - tied for first in PAT percentage
- Cole Holcomb - sixth in tackles per game, fifth in total tackles
- Cayson Collins - tied for 10th in tackles per game, first in solo tackles
- Malik Carney - tied for ninth in TFLs per game

NOTRE DAME POSTGAME NOTES

- S Myles Dorn hauled in his first career interception late in the second quarter. Four different Tar Heels - Dorn, Donnie Miles, Andre Smith and Myles Wolfolk - have picked off a pass this season.
 - Dorn also had a second INT in the third quarter, marking the first time Notre Dame failed to score inside the red zone this season. The Irish had been a perfect 24-for-24 before the interception.
 - Dorn is the first Tar Heel to record two interceptions in the same game since Malik Simmons against Virginia in 2015.
 - Anthony Ratliff-Williams hauled in his second TD reception of the season with 1:50 remaining in the second half. The sophomore wide receiver finished the game with a team-high 55 yards and five receptions.
 - Linebacker Cole Holcomb finished with 11 tackles, giving him double figures in tackles for the third game in a row. He had 13 stops against Duke and 12 last week at Georgia Tech. Holcomb leads the team with 54 tackles through six games.
 - Linebacker Cayson Collins established a new career high with 15 tackles, breaking his personal best set last week with 12 stops (all solo) at Georgia

Tech.

- Tom Sheldon had three punts for a sparkling 53.0-yard average, before leaving the game with an injury. Hunter Lent took over and averaged 46.2 yards on six punts, including a long of 60 midway through the third quarter.
- M.J. Stewart made his sixth pass breakup of the season. The senior now has 35 career PBUs, the third most in Carolina history, and five shy of the school record of 40 set by Robert Williams (1995-97).
- Quarterback Chazz Surratt completed 19 of 42 passes for 179 yards and a touchdown. The 42 pass attempts are a season high for Surratt.

GEORGIA TECH POSTGAME NOTES

- The loss was just the second for Carolina in its last 12 true road games.
- The Tar Heels were held scoreless in the first half for the first time since the 2014 Quick Lane Bowl against Rutgers.
- TB Jordan Brown led the Tar Heels in both rushing and receiving on the day. The sophomore rushed for 41 yards and a touchdown and added nine catches for a career-best 57 receiving yards.
- LB Cayson Collins established a new career high with 12 tackles, all of which were solo stops. He also added his first career solo sack. In the last three meetings with Georgia Tech, Collins has 31 total tackles.
- LB Cole Holcomb finished with 12 tackles (nine solo) as well as a tackle for loss and a fumble recovery. He leads the team with 43 stops through five games.
- The Tar Heels matched their season high with three sacks on the day, including the first career sack for redshirt freshman DE Tyrone Hopper.
- M.J. Stewart had his fifth pass breakup of the season in the first half.

DUKE POSTGAME NOTES

- Chazz Surratt passed for 259 yards for the second consecutive week and added a season-high 77 yards on the ground. He rushed a season-high 17

times (three were sacks). He was 17 of 32 passing – the 32 attempts are a season high.

- Surratt's 56-yard touchdown run in the third quarter is the longest by a Tar Heel quarterback since Darian Durant had a 63-yard TD run at Clemson on Oct. 25, 2003.
- Surratt gained 204 of his 336 total yards in the second half.
- Austin Proehl hauled in a 47-yard reception in the first quarter, his longest catch since going for 61 yards against Wake Forest as a sophomore in 2015. Proehl was injured during the game and did not play in the second half.
- Wide receiver Anthony Ratliff-Williams had 212 all-purpose yards, including a career-high 125 receiving yards on five catches, also a career high (he had five catches in the first three games and eight career receptions entering today). He also returned four kickoffs for 87 yards.
- Ratliff-Williams made two catches totaling 80 yards in the final drive of the first half that resulted in the sophomore grabbing his first career touchdown reception, a 45-yarder from Surratt with nine seconds to play before halftime.
- Carolina blocked a field goal for the second consecutive game. Last week, Tyler Powell blocked one at Old Dominion. Saturday, it was Jason Strowbridge with the block.
- Carolina rushed for 118 yards. The Blue Devils entered the game leading the country allowing 47.7 rushing yards per game.
- Cole Holcomb tied his career high with a game-high 13 tackles. He also had 13 at Florida State in 2016.
- Myles Dorn had a career-high 11 tackles.
- M.J. Stewart had a sack (his second of the season), a hurry and three pass pickups.

ODU POSTGAME NOTES

- Carolina picked up its first win of season on the road at Old Dominion. The Tar Heels have won their last three road openers (vs. Georgia Tech in 2015, vs. Illinois in 2016).
- The Tar Heels have now won 10 of their last 11 true road games dating back to the 2014 season.
- UNC has scored 30 or more points in 46 of Larry Fedora's 68 games as head coach and 40 or more in 27 of those games. Saturday was the 11th time under Fedora that Carolina has reached the 50-point mark.
- TB Jordon Brown rushed 18 times for 123 yards and two touchdowns in Saturday's win. The 123 yards was a career high for Brown, who also had his first career multi-touchdown performance.
- TB Michael Carter had 67 rushing yards on 13 carries and two scores. In three career games, the true freshman has five rushing TDs.
- QB Chazz Surratt made his second career start and completed 16 of 24 passes for 257 yards and a touchdown. The redshirt freshman also rushed for a pair of touchdowns. For the season, Surratt is responsible for seven touchdowns (four passing, three rushing).
- As a team, Carolina rushed for six touchdowns, the most since scoring six times on the ground against Miami in 2015. The six rushing scores tie the most for Carolina under Larry Fedora.
- QB/H Manny Miles scored on a two-point conversion in the second quarter. It was the first time Carolina has converted a two-point attempt since 2015 (Joey Mangili pass to Brandon Fritts vs. Wake Forest).
- TE Carl Tucker caught three balls for a career-high 79 yards.
- WR Jordan Cunningham had four catches for 77 yards, his top totals in two years at UNC.
- The Carolina defense had eight tackles for loss, two sacks and eight QB hurries on the night. For the season, UNC has 21 TFLs and 18 hurries.
- DB Myles Wolfolk, playing in his first career game, recorded his first career interception.

RECORD-SETTING DAY FOR RATLIFF-WILLIAMS

- Sophomore WR/KR Anthony Ratliff-Williams set a school record vs. Louisville with 199 kickoff return yards on five returns.

TAR HEELS IN THE NFL (AS OF SEPT. 27)

Connor Barth	Chicago Bears
Giovani Bernard	Cincinnati Bengals
Russell Bodine	Cincinnati Bengals
Tre Boston	Los Angeles Chargers
Zach Brown	Washington Redskins
Bruce Carter	New York Jets
Jonathan Cooper	Dallas Cowboys
Eric Ebron	Detroit Lions
Mack Hollins	Philadelphia Eagles
Elijah Hood (practice squad)	Oakland Raiders
Bug Howard (practice squad)	Cleveland Browns
James Hurst	Baltimore Ravens
Nazair Jones	Seattle Seahawks
Deshaun Lawrence	Detroit Lions (IR)
T.J. Logan	Arizona Cardinals
Kareem Martin	Arizona Cardinals
Julius Peppers	Carolina Panthers
Robert Quinn	Los Angeles Rams
Da'Norris Searcy	Tennessee Titans
Ryan Switzer	Dallas Cowboys
Brandon Tate	Buffalo Bills
Mitch Trubisky	Chicago Bears
Landon Turner (practice squad)	New Orleans Saints
Sylvester Williams	Tennessee Titans

- The previous record was 184 yards (eight returns) by Marcus Wall vs. Clemson in 1994.
- Ratliff-Williams had a 94-yard kickoff return for a touchdown, his first career touchdown, in the third quarter. He also had returns of 39 yards, 18 yards, 24 yards and 24 yards on the day.
- Ratliff-Williams finished the game with 240 all-purpose yards (199 KOR, 41 receiving), the most by a Tar Heel since T.J. Logan had 253 (80 rush, 3 receiving, 170 KOR) last year against Georgia.

LOUISVILLE POSTGAME NOTES

- Carolina quarterbacks Chazz Surratt and Brandon Harris combined to complete 29 of 38 passes for 384 yards and one touchdown. Harris's first TD pass as a Tar Heel was a 22-yard strike to Thomas Jackson at 3:41 of the third quarter.
- Surratt was 12 of 14 for 168 yards and two scores; Harris was 17 of 23 for 216 yards and his first passing touchdown as a Tar Heel.
- The teams combined for 54 completions in 77 pass attempts (70.1 percent). The teams passed for 777 yards and six touchdowns.
- Ratliff-Williams' 94-yard kickoff return was Carolina's first for a touchdown since T.J. Logan had a 100-yard return against The Citadel in 2016.
- Freshman WR Dazz Newsome had a 54-yard catch on his first collegiate snap. Carolina scored three plays later on a 1-yard touchdown pass from Surratt to TE Brandon Fritts.
- Fritts caught two touchdown passes in the first half. This was the second multiple TD game of his career, the first since the North Carolina A&T game in 2015 when he grabbed one each from high school teammate Mitch Trubisky and Marquis Williams.
- An eight-yard punt return by Louisville early in the third quarter was the longest allowed by Carolina in the last two seasons. Last season, the longest given up the Tar Heels was three yards.
- Carolina had two quarterbacks throw for a touchdown in the same game for the first time since Mitch Trubisky and Marquise Williams tossed scores in a 45-34 win at NC State in 2015.
- Senior WR Austin Proehl set career highs with eight catches and 120 receiving yards. His previous highs were seven catches vs. Stanford in the 2016 Sun Bowl and seven vs. Pitt last year. His previous high in receiving yards was 99 vs. Pitt.
- Punter Tom Sheldon averaged 53.5 yards on four punts. He hit a career-long 66-yarder in the second quarter.
- Louisville quarterback Lamar Jackson accounted for 525 total yards of offense, the most ever against North Carolina. The previous mark was 479

by Andrew Walter of Arizona State in 2002.

CAL POSTGAME NOTES

- North Carolina started graduate transfer Brandon Harris at quarterback. The former LSU signal caller led the first two drives before redshirt freshman Chazz Surratt made his Tar Heel debut on the third drive of the game.
- Surratt completed 18 of 28 passes for 161 yards and one score and rushed 16 times for 66 yards and a touchdown. Surratt's 161 passing yards are the most by a player in his first game as a Tar Heel since T.J. Yates threw for 218 yards against James Madison in his college debut in 2007.
- True freshman tailback Michael Carter scored Carolina's first touchdown of the season, a 2-yard plunge with 3:33 remaining in the first quarter. He gained 57 yards on three carries on the drive, including a 47-yard scamper down the sidelines.
- Carter finished with two touchdowns and ran for 94 yards on 11 carries in his collegiate debut.
- Place-kicker Freeman Jones converted his first career field goal attempt, a 39-yarder, with 8:21 left in the second quarter.
- Senior safety Donnie Miles made his first career interception midway through the second quarter. It took until week 11 of last season for the Tar Heels to register an interception that came against The Citadel on Nov. 19, 2016.
- Andre Smith's 73-yard interception in the third quarter was the second of his career for the junior linebacker. Carolina had two INTs Saturday, doubling last year's season total.
- The following players saw action in their first college games or first games as a Tar Heel –quarterback Brandon Harris (transfer from LSU), center Cam Dillard (transfer from Florida), OL Khaliel Rodgers (transfer from USC), redshirt freshmen QB Chazz Surratt and WR Roscoe Johnson, and true freshmen LB Malik Robinson, RB Michael Carter and CB Tre Shaw.

RECORD-BREAKING OFFENSE

- Head coach Larry Fedora has coached the two most prolific offenses in UNC history. The 2015 team set school marks for most points (570), points per game (40.7) and touchdowns (73). The previous highs of 487 points and 62 touchdowns were set in 2012, Fedora's first season in Chapel Hill.
- Carolina averaged a school-record 486.9 yards on offense in 2015, which topped the 2012 mark of 485.6. Last season, UNC averaged more than

UNC's Top 10 Offensive Seasons			
Rank	Year	Yardage	Coach
1.	2015	486.9	Larry Fedora
2.	2012	485.6	Larry Fedora
3.	1983	441.8	Dick Crum
4.	2016	439.0	Larry Fedora
5.	1993	438.0	Mack Brown
6.	1986	436.0	Dick Crum
7.	1982	433.5	Dick Crum
8.	2014	429.8	Larry Fedora
9.	1974	426.5	Bill Dooley
10.	2013	425.7	Larry Fedora

425 yards per game for the fifth straight season under Fedora. This marks the first time Carolina has averaged more than 400 yards per game in five straight years.

- Carolina has posted more than 500 yards of total offense 19 times in 68 games under Larry Fedora, including a school-record 721 yards vs. ODU in 2013 and 704 (third-best at UNC) vs. Duke in 2015. UNC has gained at least 400 yards in 52 of Fedora's 68 games as head coach.

JORDAN BRAND EXTENDS PARTNERSHIP TO FOOTBALL

Jordan Brand and the University of North Carolina, two brands with a history of greatness, agreed to expand their partnership to make UNC the second collegiate football program to represent the Jumpman on the gridiron.

The Tar Heels' successful and storied basketball history spans generations and includes numerous memorable moments like Michael Jordan hitting the game-winning shot for UNC in the 1982 National Championship game.

Now a new chapter in this celebrated partnership begins, as Jordan joined UNC head football coach Larry Fedora at halftime of the Carolina-Duke men's basketball game on March 4 to officially announce plans to bring the Jumpman to Kenan Memorial Stadium this fall.

"I'm happy to extend the Jordan Brand relationship not only for the game

of basketball but for the game of football," says Jordan. "I am extremely proud in terms of what Coach Fedora has done for the football team and I think bigger and better things are about to happen."

"We're excited to partner with Michael Jordan – the greatest athlete of all-time – to bring the Jumpman into the Carolina football program," says Fedora. "Michael's impact on the University of North Carolina and the sports landscape in this state is incredible. Our partnership will bring us a greater association with MJ and his brand on the football field moving forward."

The new look was officially unveiled at Meet The Heels on Aug. 5 and debuted on Sept. 2.

EXTENDED ROSTER NOTES

Quarterbacks

No.	Name	Pos.	Ht.	Wt.	Yr.
-----	------	------	-----	-----	-----

6 Brandon Harris QB 6-3 220 Gr.
Set up Carolina's final score at ODU with a 12-yard rush inside the 1 • Completed 17 of 23 passes for 216 yards and a touchdown in the second half of the Louisville game • Got the start in his Carolina debut after coming to Chapel Hill as a graduate transfer from LSU • Completed seven of 16 passes for 60 yards and two interceptions in the season opener against Cal • Also rushed for five yards • Played in 25 games at LSU and started 13 • Has thrown for 21 touchdowns in his career.

12	Chazz Surratt	QB	6-3	215	Fr.*
----	---------------	----	-----	-----	------

Threw for 179 yards and a touchdown against Notre Dame • Attempted a season-high 42 passes against the Irish • Completed 18 of 30 passes for 141 yards in the loss at Georgia Tech • Threw for 259 yards for the second straight week and added 77 rushing yards in the Duke game • Had a 56-yard rushing TD that was the longest for a UNC quarterback since Darian Durant in 2003 • Making his second straight start, completed 16 of 24 passes for 259 yards and was responsible for three touchdowns (one passing, two rushing) • Started the Louisville game and completed 12 of 14 passes for 168 yards and two scores • Earned ACC Rookie of the Week honors for his performance in the Louisville game • Made his collegiate debut in the third series of the Cal game • Finished 18 of 28 through the air for 161 yards and a touchdown • Also rushed 16 times for 66 yards and a score.

11	Nathan Elliott	QB	6-1	215	So.
----	----------------	----	-----	-----	-----

Veteran backup who entered the season as the only player on the roster to take a snap at quarterback at UNC • Completed eight of nine pass attempts for 55 yards last season.

Running Backs

No.	Name	Pos.	Ht.	Wt.	Yr.
-----	------	------	-----	-----	-----

2 Jordon Brown TB 5-10 195 So.
Had 11 carries for 28 yards against Notre Dame • Led the team in both rushing (41 yards and a TD) and receiving (nine catches for 57 yards) against Georgia Tech • Rushed nine times for 28 yards against Duke • Posted career highs of 18 carries and 123 yards to go with two touchdowns in the win at ODU • Carried six times for 23 yards and caught an 8-yard pass against Louisville • Rushed for 54 yards on 13 carries in his first career start against Cal • Also established career highs for receptions (9) and receiving yards (53), leading the team in catches • Leading returning rusher on the roster with 20 carries for 45 yards in 2016.

8	Michael Carter	TB	5-9	195	Fr.
---	----------------	----	-----	-----	-----

Had four carries for 25 yards and a 5-yard reception against Notre Dame • Rushed four times for eight yards at Georgia Tech • Caught his first two career passes against Duke • Rushed 14 times for 68 yards and two scores in the win at ODU • Has scored five times through four games • Had eight carries for 15 yards and a touchdown against Louisville • In his UNC debut, rushed 11 times for 94 yards and two touchdowns against Cal • In addition to the scoring runs, broke a 47-yard run to put Carolina into the Cal red zone for the first time, then completed the drive with a 2-yard touchdown run • Added a second score later in the first half with an acrobatic dive to the pylon to finish a 9-yard TD run.

Wide Receivers

No.	Name	Pos.	Ht.	Wt.	Yr.
-----	------	------	-----	-----	-----

13 Josh Cabrera WR 6-3 205 Jr.
Made his first career start against Notre Dame and caught three passes for 10 yards.

10	Jordan Cunningham	WR	6-2	190	Sr.
----	-------------------	----	-----	-----	-----

Grabbed four balls for 47 yards against Notre Dame • Finished with two catches for 40 yards, including a 34-yarder to set up a touchdown, in the loss at Georgia Tech • Had a pair of catches for 22 yards against Duke • Caught four balls for 77 yards in the win at ODU, his best performance as a Tar Heel • Had two catches for five yards against Louisville • Caught four passes for 39 yards in the season opener against Cal.

85	Roscoe Johnson	WR	6-1	190	Fr.*
----	----------------	----	-----	-----	------

Finished with season bests of three catches for 40 yards against Notre Dame • Made his first career start at Georgia Tech • Had a pair of catches for 17 yards against Duke • Redshirt freshman caught two passes for 25 yards in his collegiate debut against Cal.

19	Dazz Newsome	WR	5-11	175	Fr.
----	--------------	----	------	-----	-----

True freshman gained 54 yards on a jet sweep reception on his first career touch against Louisville.

7	Austin Proehl	WR	5-10	185	Sr.
---	---------------	----	------	-----	-----

Suffered a season-ending injury against Duke • Caught a 47-yard flea flicker against Duke • Finished with three catches for 48 yards and his first touchdown of the year in the win at ODU • Established new career highs of eight catches and 120 yards against Louisville • Caught four passes for a team-high 55 yards in the season opener against Cal • Now just 17 yards shy of 1,000 career receiving yards.

17	Anthony Ratliff-Williams	WR	6-1	205	So.
----	--------------------------	----	-----	-----	-----

Grabbed his second receiving touchdown of the year, a 25-yarder from Surratt, against Notre Dame • Finished with team highs of five catches and 55 yards against the Irish • Caught a 9-yard pass and returned four kickoffs for 114 yards at Georgia Tech • Had his best career receiving day against Duke, finishing with five catches for 125 yards and a touchdown, his first offensive score • Set a school record with 199 kickoff return yards and returned one kick 94 yards for a touchdown against Louisville • Earned ACC Specialist of the Week honors • Also caught three passes for 41 yards against the Cardinals • Caught one pass for 15 yards and returned two kickoffs for 45 yards with a long of 25 in the season opener against Cal.

Tight Ends

No.	Name	Pos.	Ht.	Wt.	Yr.
-----	------	------	-----	-----	-----

86 Carl Tucker TE 6-2 255 So.
Suffered a season-ending injury against Duke • Caught three balls for a career-best 79 yards in the win at ODU.

82	Brandon Fritts	TE	6-4	250	Jr.
----	----------------	----	-----	-----	-----

Caught a season-high four balls for 18 yards at Georgia Tech • Finished with two catches for 24 yards against Duke after missing the ODU game • Had his second career two-TD game with a pair of scoring receptions in the first half against Louisville • Saw extensive action in the season opener against Cal, finishing with two catches for 17 yards.

80	Jake Bargas	TE	6-4	245	So.
----	-------------	----	-----	-----	-----

Finished with one catch against Notre Dame • Had one reception at Georgia Tech • Caught three passes for 36 yards, including a 23-yard reception, against Louisville.

Defensive Linemen

No.	Name	Pos.	Ht.	Wt.	Yr.
-----	------	------	-----	-----	-----

53 Malik Carney DE 6-3 230 Jr.
Had six tackles, 2.5 TFLs and a sack against Notre Dame • Finished with four solo tackles at Georgia Tech • Had a pair of tackles and a quarterback hurry against Duke • Finished with five tackles (two solo), 2.5 TFLs, split a sack and

had a QB hurry in the win at ODU • Had four tackles, combined on a tackle for loss and had a QB hurry against Louisville • Picked up where he left off in 2016, recording his first sack of the year in the season opener against Cal • Finished the game with five tackles, including 1.5 for loss.

33 Allen Cater DE 6-4 250 So.
Had a pair of tackles and also returned a kickoff 12 yards against Notre Dame • Had a solo tackle at Georgia Tech • Had a tackle for loss and a forced fumble in the win at ODU • Sophomore end has appeared primarily on special teams • Returned a kickoff six yards against Louisville.

49 Jeremiah Clarke DT 6-5 315 Jr.
Had one tackle and a QB hurry against Notre Dame • Tallied three solo tackles, including a tackle for loss, at Georgia Tech • Finished with three tackles, a pass breakup and a quarterback hurry against Duke • Had four tackles and a QB hurry in the win at ODU • Finished with four tackles (two solo) against Louisville • Had a pair of solo stops against Cal.

92 Aaron Crawford DT 6-1 310 So.
Had a pair of tackles and combined on a TFL against Notre Dame • Finished with three tackles and his first solo sack of the year at Georgia Tech • Had a pair of solo stops against Duke • Split a sack among his three tackles and added a QB hurry in the win at ODU • Had a tackle and a QB hurry against Louisville • Finished the season opener with five tackles and a quarterback hurry.

97 Jalen Dalton DT 6-6 300 Jr.
Returned to action against Notre Dame and had three tackles and a QB hurry • Finished with 1.5 tackles for loss in the win at ODU • Had four solo tackles (three for loss), a sack and two QB hurries against Louisville • Combined on a pair of tackles for loss before being disqualified for targeting late in the second quarter of the opener against Cal.

17 Dajaun Drennon DE 6-4 245 Sr.
Made his second straight start and had a season-high six tackles and a pair of QB hurries against Notre Dame • Started at Georgia Tech and had four solo tackles • Notched a pair of tackles against Duke • Finished with a season-best four tackles at ODU • Also added a QB hurry and combined on a TFL • Had three tackles (two solo) and a pair of QB hurries against Louisville • Finished the season opener with two tackles and a quarterback hurry • Also combined on a tackle for loss.

12 Tomon Fox DE 6-3 245 Fr.*
Finished with a pair of solo tackles and a pass breakup against Notre Dame • Had three tackles, including his first sack of the year, against Duke • Finished with two stops and a QB hurry in the win at ODU • Had three solo tackles and a QB hurry against Louisville • After missing the final 11 games of 2016, redshirt freshman started the season opener against Cal and finished with one tackle.

90 Jordon Riley DT 6-6 305 Fr.
Had a pair of tackles at Georgia Tech • Made his UNC debut against Duke and finished with four tackles (two solo) and a quarterback hurry.

55 Jason Strowbridge DL 6-4 270 So.
Had a tackle against Notre Dame • Finished with three tackles and a forced fumble at Georgia Tech • Had a season-high five tackles and combined on a sack in the Duke game • Finished with a tackle and a QB hurry in the win at ODU • Had a pair of stops and combined on a sack against Louisville • Recorded three tackles and a quarterback hurry in the season opener against Cal.

Linebackers

No.	Name	Pos.	Ht.	Wt.	Yr.
25	Ayden Bonilla	LB	6-2	225	Jr.

Started against Notre Dame and finished with five tackles • Established a new career high with six tackles at Georgia Tech • Made his first career start against Duke and had a solo tackle • Finished with three tackles (two solo) at ODU • Veteran linebacker returns and will likely contribute heavily on special teams • Had one tackle against Louisville.

23	Cayson Collins	LB	6-1	235	Sr.
----	----------------	----	-----	-----	-----

Went for a new career high for the second straight week, finishing with 15 stops (10 solo) against Notre Dame • Established a new career high with 12 tackles (all solo) and a sack at Georgia Tech • Finished with a season-high seven tackles and combined on a sack in the Duke game • Tied for the team lead with six tackles (five solo) in the win at ODU • Finished with three tackles and combined on a sack against Louisville • Had six tackles (three solo) in the season opener against Cal.

36	Cole Holcomb	LB	6-1	225	Jr.
----	--------------	----	-----	-----	-----

Made his 19th career start (after starting all 13 games in 2016) and tallied 11 tackles against Notre Dame • Finished with 12 tackles and a fumble recovery at Georgia Tech • Matched a career high with 13 tackles (seven solo) against Duke • Recorded four tackles and two QB hurries in the win at ODU • Finished with six tackles against Louisville • Recorded eight tackles in the season opener against Cal.

24	Malik Robinson	LB	6-0	225	Fr.
----	----------------	----	-----	-----	-----

True freshman figures to contribute on special teams • Had a pair of tackles against Notre Dame • Finished with a solo tackle at Georgia Tech • Had a pair of tackles in the win at ODU.

7	Jonathan Smith	LB	6-1	230	So.
---	----------------	----	-----	-----	-----

Tallied five tackles and a TFL against Notre Dame • Finished with two solo tackles at Georgia Tech • Started against Duke and had a pair of tackles • Finished with six tackles (three solo) in his first career start at ODU • Had four tackles against Louisville • Returned to the field after missing the second half of 2016 and saw time primarily on special teams against Cal.

Defensive Backs

No.	Name	Pos.	Ht.	Wt.	Yr.
4	Allen Artis	S	6-1	215	Sr.

Recorded a tackle on special teams in five of the first six games.

29	J.K. Britt	S	6-0	200	Jr.
----	------------	---	-----	-----	-----

Tallied three tackles against Notre Dame • Had a solo stop at Georgia Tech • Recorded a pair of solo tackles, broke up a pass and recovered a fumble in the win at ODU • Veteran safety saw time on defense and special teams against Cal and Louisville.

1	Myles Dorn	S	6-2	210	So.
---	------------	---	-----	-----	-----

Registered his first two career interceptions and had nine tackles against Notre Dame • Finished with two solo tackles and a fumble recovery at Georgia Tech • Notched a career-best 11 tackles (six solo) against Duke • Finished with four tackles and forced a fumble at the goal line in the win at ODU • Had a career-high seven tackles (three solo), combined on a TFL and broke up a pass against Louisville • Started the season opener against Cal and finished with two tackles and a pass breakup.

15	Donnie Miles	S	5-11	210	Sr.
----	--------------	---	------	-----	-----

Made his 38th career start and had three solo tackles against Notre Dame • Finished with five tackles (four solo) at Georgia Tech • Finished with eight tackles (five solo) against Duke • Had two solo stops, a pass breakup and a forced fumble in the win at ODU • Finished with 11 tackles (five solo) against Louisville • Had eight tackles (five solo) and his first career interception in

the opener against Cal.

5	Patrice Rene	CB	6-2	205	So.
---	--------------	----	-----	-----	-----

Had a pair of stops against Louisville • Started the season opener and posted a career-high nine tackles (five solo) and a tackle for loss.

9	K.J. Sails	CB	5-11	175	So.
---	------------	----	------	-----	-----

Finished with a pair of tackles against Notre Dame • Had two solo tackles and a pass breakup at Georgia Tech • Finished with a solo tackle and two pass breakups against Duke • Had a solo tackle and a pass breakup in the win at ODU • Made his first career start and had five tackles (four solo) and a pass breakup against Louisville • Had a pass breakup in the season opener against Cal.

31	Tre Shaw	CB	6-0	190	Fr.
----	----------	----	-----	-----	-----

Made two tackles against Notre Dame • Had a solo stop at Georgia Tech • Recorded his first career tackle in the win at ODU • True freshman made his collegiate debut on special teams against Cal.

6	M.J. Stewart	CB	6-0	205	Sr.
---	--------------	----	-----	-----	-----

Finished with four tackles and a pass breakup against Notre Dame • Had two solo stops and a pass breakup at Georgia Tech • Played his best game of the season against Duke, tallying two solo tackles, a sack and three pass breakups • Finished with five tackles and a 13-yard sack in the win at ODU • Had six tackles (five solo) and a tackle for loss against Louisville • Senior corner had three solo tackles, a tackle for loss and a pass breakup in the season opener against Cal • Now has 35 career pass breakups, just five shy of the school record of 40 set by Robert Williams (1995-97).

11	Myles Wofolk	CB	6-0	200	Fr.*
----	--------------	----	-----	-----	------

Finished with four solo tackles and a pass breakup against Duke • Picked off a pass in his first career defensive series against Old Dominion, his UNC debut.

Specialists

No.	Name	Pos.	Ht.	Wt.	Yr.
98	Freeman Jones	PK	6-0	210	Jr.

Connected on a 34-yard field goal and a PAT against Notre Dame • Missed a pair of field goal attempts (40 and 52 yards) and made an extra point at Georgia Tech • Made a 34-yard field goal and both of his PAT attempts against Duke • Was a perfect 6 for 6 on extra points and made a 35-yard field goal in the win at ODU • Converted all five PAT attempts in the Louisville game • Also had three touchbacks on kickoffs • Fourth-year kicker made his debut as the starter and converted three PATs and a field goal in the season opener • His 39-yard field goal in the second quarter was his first career FG attempt and make.

39	Tom Sheldon	P	6-3	205	So.
----	-------------	---	-----	-----	-----

Had three punts with a 53.0-yard average before leaving due to injury against Notre Dame • Punted six times for a 46.8-yard average with a long of 61 at Georgia Tech • Punted eight times for a 45.1-yard average and a long of 62 against Duke • In another solid performance, punted seven times for a 43.4-yard average and a long of 57 in the win at ODU • Had one of his best games as a Tar Heel, averaging 53.5 yards on four punts, including a career long of 66 yards, against Louisville • Earned Ray Guy Award National Punter of the Week honors for his performance • Three of the four were downed inside the 20, including one downed at the UofL 1 • Booted four punts for 166 yards (41.5 yards per punt) and a long of 44 against Cal • All four punts were either fair caught or downed.

2017 NUMERICAL ROSTER

No.	Name	Pos.	Ht.	Wt.	Yr.	Hometown	High School/Previous School
1	Myles Dorn	S	6-2	210	So.	Charlotte, N.C.	Vance
1	Stanton Truitt	TB	5-9	185	Gr.	Atlanta, Ga.	Monroe Area/Auburn
2	Jordon Brown	TB	5-10	195	So.	Durham, N.C.	Southern Durham
3	Austin Chrismon	WR	5-11	190	Fr.	China Grove, N.C.	South Rowan
3	Dominique Ross	LB	6-3	210	So.	Jacksonville, Fla.	Trinity Christian Academy
4	Allen Artis	S	6-1	215	Sr.	Marietta, Ga.	Wheeler
5	Austyn Chestnut	WR	5-9	160	Fr.	Reidsville, N.C.	Reidsville
5	Patrice Rene	CB	6-2	205	So.	Alexandria, Va.	Episcopal
6	Brandon Harris	QB	6-3	220	Gr.	Bossier City, La.	Parkway/LSU
6	M.J. Stewart	CB	5-11	205	Sr.	Arlington, Va.	Yorktown
7	Austin Proehl	WR	5-10	185	Sr.	Charlotte, N.C.	Providence
7	Jonathan Smith	LB	6-1	230	So.	Laurinburg, N.C.	Scotland County
8	Michael Carter	TB	5-9	195	Fr.	Navarre, Fla.	Navarre
8	Greg Ross	CB	6-1	175	Fr.*	Temple Hills, Md.	Potomac
9	K.J. Sails	CB	5-11	175	So.	Tampa, Fla.	East Bay
10	Jordan Cunningham	WR	6-2	190	Sr.	Ft. Lauderdale, Fla.	University School/Vanderbilt
10	Andre Smith	LB	6-0	240	Jr.	Jacksonville, Fla.	Trinity Christian Academy
11	Nathan Elliott	QB	6-1	215	So.	Celina, Texas	Celina
11	Myles Wolfolk	DB	6-0	200	Fr.*	Upper Marlboro, Md.	Henry A. Wise
12	Tomon Fox	DE	6-3	245	Fr.*	Lawrenceville, Ga.	Collins Hill
12	Chazz Surratt	QB	6-3	215	Fr.*	Denver, N.C.	East Lincoln
13	Josh Cabrera	WR	6-3	205	Jr.	Jacksonville, N.C.	Northside
13	Caleb Rozar	DB	6-3	195	Fr.	Clarksville, Tenn.	Dickson County
14	Logan Byrd	QB	6-3	230	Fr.*	Warner Robins, Ga.	Veterans
14	Rontavius Groves	WR	5-11	175	Fr.*	Nashville, Tenn.	Pearl-Cohn
14	Jake Lawler	DL	6-3	225	Fr.	Charlotte, N.C.	South Mecklenburg
15	Jack Davidson	QB	6-3	220	Fr.	Charlotte, N.C.	Myers Park
15	Donnie Miles	S	5-11	210	Sr.	Miami, Fla.	North Gwinnett
16	D.J. Ford	S	6-3	210	So.	Ashland, Ala.	Central
16	Manny Miles	QB	6-0	215	Jr.	Baton Rouge, La.	Univ. Laboratory School
17	Dajaun Drennon	DE	6-4	245	Sr.	Clementon, N.J.	Timber Creek
17	Anthony Ratliff-Williams	WR	6-1	205	So.	Matthews, N.C.	Butler
18	Corey Bell Jr.	CB	5-9	185	Jr.	Charlotte, N.C.	Hough
18	J.T. Cauthen	WR	6-1	220	Fr.	Waxhaw, N.C.	Cuthbertson
19	Dazz Newsome	WR	5-11	175	Fr.	Hampton, Va.	Hampton
19	Josh Wright	DB	5-10	170	Fr.	Morganton, N.C.	Patton
20	C.J. Cotman	CB	5-10	175	Fr.	Clearwater, Fla.	Central Catholic
20	Johnathon Sutton	TB	6-0	230	So.	Swansea, S.C.	Swansea
21	Devin Perry	WR	6-2	200	Jr.	Memphis, Tenn.	Memphis University School
23	Cayson Collins	LB	6-1	230	Sr.	Charlotte, N.C.	Berry Academy
23	Mason Laurence	WR	5-10	175	Fr.	San Antonio, Texas	San Antonio Christian
24	Malik Robinson	LB	6-0	225	Fr.	Snellville, Ga.	South Gwinnett
25	Ayden Bonilla	LB	6-2	225	Jr.	Woodstock, Ga.	Etowah
26	Kayne Roberts	TB	6-3	200	Fr.	Greenback, Tenn.	Greenback School
27	Jack Dinges	S	6-2	195	Fr.	Atlanta, Ga.	Marist
27	Chavis Little	TB	5-10	180	Fr.	High Point, N.C.	High Point Central
28	Dante DiMaggio	WR	6-2	205	Jr.	Apex, N.C.	Cardinal Gibbons
28	Simeon Gatling	CB	5-10	200	Fr.*	High Point, N.C.	Dudley
29	J.K. Britt	S	6-0	200	Jr.	Newnan, Ga.	Newnan
30	Hunter Crafford	LB	6-2	230	Sr.	Greenville, N.C.	Penn State/Ayden-Grifton
31	Antwuan Branch	TB	6-0	225	Fr.	Clarksville, Tenn.	Kenwood
31	Tre Shaw	CB	6-0	190	Fr.	Ellenwood, Ga.	Cedar Grove
32	Jacob Schmidt	RB	5-10	195	Jr.	Hickory, N.C.	Foard
33	Allen Cater	DE	6-4	250	So.	Hiram, Ga.	Mt. Paran Christian School
33	Antonio James	TB	5-7	180	Jr.	Monroe, N.C.	Union Academy
34	M.J. Frazier	TB	5-10	200	Fr.	Greensboro, N.C.	Middle College at NC A&T
34	Xach Gill	DL	6-4	280	Fr.	Wake Forest, N.C.	Wake Forest
35	Chris Ripberger	S	5-11	200	Sr.	Greensboro, N.C.	Northern Guilford
36	Cole Holcomb	LB	6-1	225	Jr.	New Smyrna Beach, Fla.	New Smyrna Beach
37	Zach Goins	CB	6-1	180	Jr.	Matthews, N.C.	Wedston
38	Thomas Brown	CB	6-0	185	Jr.	Statesville, N.C.	Statesville
39	Tom Sheldon	P	6-3	205	So.	Echuca, Victoria, Australia	

2017 NUMERICAL ROSTER

No.	Name	Pos.	Ht.	Wt.	Yr.	Hometown	High School/Previous School
40	Luke Hoggard	LB	6-1	205	Fr.	Edenton, N.C.	Holmes
41	Kyle Murphy	DS	6-2	240	Sr.	Charlotte, N.C.	Ardrey Kell
42	Jesse Cuccia	S	6-1	205	Jr.	Westlake, Calif.	Westlake
42	Tyrone Hopper	DL	6-4	235	Fr.*	Roswell, Ga.	Roswell
43	Hunter Sheridan	DL	6-3	260	So.	Charlotte, N.C.	Charlotte Latin
44	Jeremiah Gemmel	LB	6-1	210	Fr.	Sharpsburg, Ga.	East Coweta
48	Thomas Jackson	WR	5-11	200	Jr.	Charlotte, N.C.	Charlotte Country Day
48	Ben Stobaugh	CB	5-10	160	Fr.	Fort Myers, Fla.	Fort Myers
49	Jeremiah Clarke	DT	6-5	315	Jr.	Alexandria, Va.	T.C. Williams
51	William Sweet	OT	6-7	300	So.	Jacksonville, Fla.	First Coast
52	Sam Blobe	LB	6-2	225	Jr.	Carrboro, N.C.	Carrboro
52	Tommy Hatton	C/OG	6-3	300	So.	Glen Rock, N.J.	St. Joseph's
53	Malik Carney	DE	6-3	235	Jr.	Alexandria, Va.	T.C. Williams
54	Cam Dillard	C	6-4	310	Gr.	Canton, Mich.	Plymouth Canton/Florida
55	Jay-Jay McCargo	OL	6-3	295	Fr.*	Alexandria, Va.	Bishop O'Connell
55	Jason Strowbridge	DL	6-4	270	So.	Deerfield Beach, Fla.	Deerfield Beach
56	Billy Ross	OL	6-5	315	Fr.	Huntington, W.Va.	Huntington
57	Austin Dowler	LB	6-0	225	Fr.	Wake Forest, N.C.	Heritage
57	Tyler Pritchett	OL	6-2	300	Fr.*	Auburn, Ala.	Auburn
58	Nick Polino	OG	6-4	300	So.	Buford, Ga.	Buford
60	Trevor Collins	DS	6-1	235	So.	Ramseur, N.C.	Eastern Randolph
61	Tommy Bancroft	DS	6-4	230	Jr.	La Jolla, Calif.	Francis Parker School
64	Khaliel Rodgers	OL	6-3	315	Gr.	New Castle, Del.	Eastern Christian Acad./USC
66	Tobechi Nwokeji	OL	6-5	280	Fr.	Braintree, Mass.	Thayer Academy
67	Charlie Heck	OT	6-7	300	So.	Kansas City, Mo.	Rockhurst
68	Brian Anderson	OL	6-3	290	Fr.	Montgomery, Ala.	Montgomery Catholic
69	Quiron Johnson	OL	6-1	305	Fr.	Reidsville, N.C.	Reidsville
70	Jonathan Trull	OG	6-4	310	Sr.	Charlotte, N.C.	Charlotte Christian
71	R.J. Prince	OT	6-6	320	Sr.	Albemarle, N.C.	Albemarle
72	Mason Veal	OG	6-5	305	So.	Charlotte, N.C.	Ardrey Kell
73	Marcus McKethan	OT	6-6	330	Fr.	Barnwell, S.C.	Barnwell
74	Jordan Tucker	OL	6-6	335	Fr.	Roswell, Ga.	Roswell
75	Bentley Spain	OT	6-6	310	Sr.	Charlotte, N.C.	Providence
77	Jonah Melton	OL	6-3	300	Fr.	Mebane, N.C.	Eastern Alamance
78	Layton Barber	OL	6-5	310	Fr.*	Southern Pines, N.C.	Pinecrest
79	Luke Elder	OL	6-5	285	Fr.*	LaGrange, Ga.	LaGrange
80	Jake Bargas	TE	6-4	245	So.	Boca Raton, Fla.	St. Andrews
81	Brooks Langley	WR	6-6	190	Fr.	Atlanta, Ga.	Mount Vernon Presbyterian
82	Brandon Fritts	TE	6-4	250	Jr.	Mentor, Ohio	Mentor
83	Juval Mollette	WR	6-4	200	So.	Randleman, N.C.	Randleman
84	Garrett Walston	TE	6-4	240	Fr.*	Wilmington, N.C.	New Hanover
85	Roscoe Johnson	WR	6-1	190	Fr.*	Jonesville, S.C.	Union County
86	Carl Tucker	TE	6-2	255	So.	Cornelius, N.C.	Hough
87	Noah Turner	TE	6-3	245	Fr.*	Mundelein, Ill.	Carmel Catholic
88	Beau Corrales	WR	6-4	205	Fr.	Georgetown, Texas	Georgetown
89	Jared Worley	TE	6-3	230	So.	Pittsboro, N.C.	Northwood
90	Jordon Riley	DL	6-6	305	Fr.	Durham, N.C.	Riverside
91	Nolan DeFranco	DE	6-6	245	Fr.*	Winter Garden, Fla.	West Orange
91	Hunter Lent	P	6-5	230	Jr.	Elon, N.C.	Western Alamance
92	Aaron Crawford	DT	6-1	310	So.	Ashburn, Va.	Stone Bridge
95	Tyler Powell	DT	6-4	270	Sr.	Midlothian, Va.	Cosby
95	Tolson Jeffrey	PK	6-0	190	Jr.	Richlands, N.C.	Richlands
96	Cooper Graham	PK	5-11	180	Fr.	Asheville, N.C.	T.C. Roberson/IMG Academy (Fla.)
97	Jalen Dalton	DT	6-6	295	Jr.	Clemmons, N.C.	West Forsyth
97	Noah Ruggles	PK	6-3	180	Fr.	Odessa, Fla.	Steinbrenner
98	Connor Barringer	DE	6-5	250	Sr.	Davidson, N.C.	Hough
98	Freeman Jones	PK	6-0	210	Jr.	Bunn, N.C.	Bunn

*redshirt freshman

2017 ALPHABETICAL ROSTER

No.	Name	Pos.	Ht.	Wt.	Yr.	Hometown	High School/Previous School
68	Brian Anderson	OL	6-3	290	Fr.	Montgomery, Ala.	Montgomery Catholic
4	Allen Artis	S	6-1	215	Sr.	Marietta, Ga.	Wheeler
61	Tommy Bancroft	DS	6-4	230	Jr.	La Jolla, Calif.	Francis Parker School
78	Layton Barber	OL	6-5	310	Fr.*	Southern Pines, N.C.	Pinecrest
80	Jake Bargas	TE	6-4	245	So.	Boca Raton, Fla.	St. Andrews
98	Connor Barringer	DE	6-5	250	Sr.	Davidson, N.C.	Hough
18	Corey Bell Jr.	CB	5-9	185	Jr.	Charlotte, N.C.	Hough
52	Sam Blobe	LB	6-2	225	Jr.	Carrboro, N.C.	Carrboro
25	Ayden Bonilla	LB	6-2	225	Jr.	Woodstock, Ga.	Etowah
31	Antwuan Branch	TB	6-0	225	Fr.	Clarksville, Tenn.	Kenwood
29	J.K. Britt	S	6-0	200	Jr.	Newnan, Ga.	Newnan
2	Jordon Brown	TB	5-10	195	So.	Durham, N.C.	Southern Durham
38	Thomas Brown	CB	6-0	185	Jr.	Statesville, N.C.	Statesville
14	Logan Byrd	QB	6-3	230	Fr.*	Warner Robins, Ga.	Veterans
13	Josh Cabrera	WR	6-3	205	Jr.	Jacksonville, N.C.	Northside
53	Malik Carney	DE	6-3	235	Jr.	Alexandria, Va.	T.C. Williams
8	Michael Carter	TB	5-9	195	Fr.	Navarre, Fla.	Navarre
33	Allen Cater	DE	6-4	250	So.	Hiram, Ga.	Mt. Paran Christian School
18	J.T. Cauthen	WR	6-1	220	Fr.	Waxhaw, N.C.	Cuthbertson
5	Austyn Chestnut	WR	5-9	160	Fr.	Reidsville, N.C.	Reidsville
3	Austin Chrismon	WR	5-11	190	Fr.	China Grove, N.C.	South Rowan
49	Jeremiah Clarke	DT	6-5	315	Jr.	Alexandria, Va.	T.C. Williams
23	Cayson Collins	LB	6-1	230	Sr.	Charlotte, N.C.	Berry Academy
60	Trevor Collins	DS	6-1	235	So.	Ramseur, N.C.	Eastern Randolph
88	Beau Corrales	WR	6-4	205	Fr.	Georgetown, Texas	Georgetown
20	C.J. Cotman	CB	5-10	175	Fr.	Clearwater, Fla.	Central Catholic
30	Hunter Crafford	LB	6-2	230	Sr.	Greenville, N.C.	Penn State/Ayden-Grifton
92	Aaron Crawford	DT	6-1	310	So.	Ashburn, Va.	Stone Bridge
42	Jesse Cuccia	S	6-1	205	Jr.	Westlake, Calif.	Westlake
10	Jordan Cunningham	WR	6-2	190	Sr.	Ft. Lauderdale, Fla.	University School/Vanderbilt
97	Jalen Dalton	DT	6-6	295	Jr.	Clemmons, N.C.	West Forsyth
15	Jack Davidson	QB	6-3	220	Fr.	Charlotte, N.C.	Myers Park
91	Nolan DeFranco	DE	6-6	245	Fr.*	Winter Garden, Fla.	West Orange
54	Cam Dillard	C	6-4	310	Gr.	Canton, Mich.	Plymouth Canton/Florida
28	Dante DiMaggio	WR	6-2	205	Jr.	Apex, N.C.	Cardinal Gibbons
27	Jack Dinges	S	6-2	195	Fr.	Atlanta, Ga.	Marist
1	Myles Dorn	S	6-2	210	So.	Charlotte, N.C.	Vance
57	Austin Dowler	LB	6-0	225	Fr.	Wake Forest, N.C.	Heritage
17	Dajaun Drennon	DE	6-4	245	Sr.	Clementon, N.J.	Timber Creek
79	Luke Elder	OL	6-5	285	Fr.*	LaGrange, Ga.	LaGrange
11	Nathan Elliott	QB	6-1	215	So.	Celina, Texas	Celina
16	D.J. Ford	S	6-3	210	So.	Ashland, Ala.	Central
12	Tomon Fox	DE	6-3	245	Fr.*	Lawrenceville, Ga.	Collins Hill
34	M.J. Frazier	TB	5-10	200	Fr.	Greensboro, N.C.	Middle College at NC A&T
82	Brandon Fritts	TE	6-4	250	Jr.	Mentor, Ohio	Mentor
28	Simeon Gatling	CB	5-10	200	Fr.*	High Point, N.C.	Dudley
44	Jeremiah Gemmel	LB	6-1	210	Fr.	Sharpsburg, Ga.	East Coweta
34	Xach Gill	DL	6-4	280	Fr.	Wake Forest, N.C.	Wake Forest
37	Zach Goins	CB	6-1	180	Jr.	Matthews, N.C.	Wedston
96	Cooper Graham	PK	5-11	180	Fr.	Asheville, N.C.	T.C. Roberson/IMG Academy (Fla.)
14	Rontavius Groves	WR	5-11	175	Fr.*	Nashville, Tenn.	Pearl-Cohn
6	Brandon Harris	QB	6-3	220	Gr.	Bossier City, La.	Parkway/LSU
52	Tommy Hatton	C/OG	6-3	300	So.	Glen Rock, N.J.	St. Joseph's
67	Charlie Heck	OT	6-7	300	So.	Kansas City, Mo.	Rockhurst
40	Luke Hoggard	LB	6-1	205	Fr.	Edenton, N.C.	Holmes
36	Cole Holcomb	LB	6-1	225	Jr.	New Smyrna Beach, Fla.	New Smyrna Beach
42	Tyrone Hopper	DL	6-4	235	Fr.*	Roswell, Ga.	Roswell
48	Thomas Jackson	WR	5-11	200	Sr.	Charlotte, N.C.	Charlotte Country Day
33	Antonio James	TB	5-7	180	Jr.	Monroe, N.C.	Union Academy
95	Tolson Jeffrey	PK	6-0	190	Jr.	Richlands, N.C.	Richlands
69	Quiron Johnson	OL	6-1	305	Fr.	Reidsville, N.C.	Reidsville
85	Roscoe Johnson	WR	6-1	190	Fr.*	Jonesville, S.C.	Union County
98	Freeman Jones	PK	6-0	210	Jr.	Bunn, N.C.	Bunn
81	Brooks Langley	WR	6-6	190	Fr.	Atlanta, Ga.	Mount Vernon Presbyterian

2017 ALPHABETICAL ROSTER

No.	Name	Pos.	Ht.	Wt.	Yr.	Hometown	High School/Previous School
23	Mason Laurence	WR	5-10	175	Fr.	San Antonio, Texas	San Antonio Christian
14	Jake Lawler	DL	6-3	225	Fr.	Charlotte, N.C.	South Mecklenburg
91	Hunter Lent	P	6-5	230	Jr.	Elon, N.C.	Western Alamance
27	Chavis Little	TB	5-10	180	Fr.	High Point, N.C.	High Point Central
55	Jay-Jay McCargo	OL	6-3	295	Fr.*	Alexandria, Va.	Bishop O'Connell
73	Marcus McKethan	OT	6-6	330	Fr.	Barnwell, S.C.	Barnwell
77	Jonah Melton	OL	6-3	300	Fr.	Mebane, N.C.	Eastern Alamance
15	Donnie Miles	S	5-11	210	Sr.	Miami, Fla.	North Gwinnett
16	Manny Miles	QB	6-0	215	Jr.	Baton Rouge, La.	Univ. Laboratory School
83	Juval Mollette	WR	6-4	200	So.	Randleman, N.C.	Randleman
41	Kyle Murphy	DS	6-2	240	Sr.	Charlotte, N.C.	Ardrey Kell
19	Dazz Newsome	WR	5-11	175	Fr.	Hampton, Va.	Hampton
66	Tobechi Nwokeji	OL	6-5	280	Fr.	Braintree, Mass.	Thayer Academy
21	Devin Perry	WR	6-2	200	Jr.	Memphis, Tenn.	Memphis University School
58	Nick Polino	OG	6-4	300	So.	Buford, Ga.	Buford
95	Tyler Powell	DT	6-4	270	Sr.	Midlothian, Va.	Cosby
71	R.J. Prince	OT	6-6	320	Sr.	Albemarle, N.C.	Albemarle
57	Tyler Pritchett	OL	6-2	300	Fr.*	Auburn, Ala.	Auburn
7	Austin Proehl	WR	5-10	185	Sr.	Charlotte, N.C.	Providence
17	Anthony Ratliff-Williams	WR	6-1	205	So.	Matthews, N.C.	Butler
5	Patrice Rene	CB	6-2	205	So.	Alexandria, Va.	Episcopal
90	Jordon Riley	DL	6-6	305	Fr.	Durham, N.C.	Riverside
35	Chris Ripberger	S	5-11	200	Sr.	Greensboro, N.C.	Northern Guilford
26	Kayne Roberts	TB	6-3	200	Fr.	Greenback, Tenn.	Greenback School
24	Malik Robinson	LB	6-0	225	Fr.	Snellville, Ga.	South Gwinnett
64	Khaliel Rodgers	OL	6-3	315	Gr.	New Castle, Del.	Eastern Christian Acad./USC
56	Billy Ross	OL	6-5	315	Fr.	Huntington, W.Va.	Huntington
3	Dominique Ross	LB	6-3	210	So.	Jacksonville, Fla.	Trinity Christian Academy
8	Greg Ross	CB	6-1	175	Fr.*	Temple Hills, Md.	Potomac
13	Caleb Rozar	DB	6-3	195	Fr.	Clarksville, Tenn.	Dickson County
97	Noah Ruggles	PK	6-3	180	Fr.	Odessa, Fla.	Steinbrenner
9	K.J. Sails	CB	5-11	175	So.	Tampa, Fla.	East Bay
32	Jacob Schmidt	RB	5-10	195	Jr.	Hickory, N.C.	Foard
31	Tre Shaw	CB	6-0	190	Fr.	Ellenwood, Ga.	Cedar Grove
39	Tom Sheldon	P	6-3	205	So.	Echuca, Victoria, Australia	
43	Hunter Sheridan	DL	6-3	260	So.	Charlotte, N.C.	Charlotte Latin
10	Andre Smith	LB	6-0	240	Jr.	Jacksonville, Fla.	Trinity Christian Academy
7	Jonathan Smith	LB	6-1	230	So.	Laurinburg, N.C.	Scotland County
75	Bentley Spain	OT	6-6	310	Sr.	Charlotte, N.C.	Providence
6	M.J. Stewart	CB	5-11	205	Sr.	Arlington, Va.	Yorktown
48	Ben Stobaugh	CB	5-10	160	Fr.	Fort Myers, Fla.	Fort Myers
55	Jason Strowbridge	DL	6-4	270	So.	Deerfield Beach, Fla.	Deerfield Beach
12	Chazz Surratt	QB	6-3	215	Fr.*	Denver, N.C.	East Lincoln
20	Johnathon Sutton	TB	6-0	230	So.	Swansea, S.C.	Swansea
51	William Sweet	OT	6-7	300	So.	Jacksonville, Fla.	First Coast
1	Stanton Truitt	TB	5-9	185	Gr.	Atlanta, Ga.	Monroe Area/Auburn
70	Jonathan Trull	OG	6-4	310	Sr.	Charlotte, N.C.	Charlotte Christian
86	Carl Tucker	TE	6-2	255	So.	Cornelius, N.C.	Hough
74	Jordan Tucker	OL	6-6	335	Fr.	Roswell, Ga.	Roswell
87	Noah Turner	TE	6-3	245	Fr.*	Mundelein, Ill.	Carmel Catholic
72	Mason Veal	OG	6-5	305	So.	Charlotte, N.C.	Ardrey Kell
84	Garrett Walston	TE	6-4	240	Fr.*	Wilmington, N.C.	New Hanover
11	Myles Wolfolk	DB	6-0	200	Fr.*	Upper Marlboro, Md.	Henry A. Wise
89	Jared Worley	TE	6-3	230	So.	Pittsboro, N.C.	Northwood
19	Josh Wright	DB	5-10	170	Fr.	Morganton, N.C.	Patton

*redshirt freshman

2017 DEPTH CHART

OFFENSE (SPREAD)	DEFENSE (4-3)	SPECIAL TEAMS
Left Tackle 75 - Bentley Spain (6-6, 310, Sr.) 67 - Charlie Heck (6-7, 300, So.)	Defensive End 12 - Tomon Fox (6-3, 245, Fr.*) OR 33 - Allen Cater (6-4, 250, So.)	Place-kicker 98 - Freeman Jones (6-0, 210, Jr.) 97 - Noah Ruggles (6-3, 180, Fr.)
Left Guard 64 - Khaliel Rodgers (6-3, 315, Gr.) 58 - Nick Polino (6-4, 300, So.)	Defensive Tackle 92 - Aaron Crawford (6-1, 310, So.) OR 49 - Jeremiah Clarke (6-5, 315, Jr.)	Kickoff Specialist 98 - Freeman Jones (6-0, 210, Jr.) 97 - Noah Ruggles (6-3, 180, Fr.)
Center 54 - Cam Dillard (6-4, 310, Gr.) 55 - Jay-Jay McCargo (6-3, 295, Fr.*)	Defensive Tackle 97 - Jalen Dalton (6-6, 295, Jr.) OR 55 - Jason Strowbridge (6-4, 270, So.)	Punter 39 - Tom Sheldon (6-3, 205, So.) 91 - Hunter Lent (6-5, 230, Jr.)
Right Guard 71 - R.J. Prince (6-6, 310, Sr.) 70 - Jonathan Trull (6-4, 310, Sr.)	Defensive End 53 - Malik Carney (6-3, 235, Jr.) OR 17 - Dajaun Drennon (6-4, 245, Sr.)	Deep Snapper 41 - Kyle Murphy (6-2, 240, Sr.) - PK 61 - Tommy Bancroft (6-4, 230, Jr.) - P
Right Tackle 67 - Charlie Heck (6-7, 300, So.) 72 - Mason Veal (6-5, 305, So.)	Will Linebacker 36 - Cole Holcomb (6-1, 225, Jr.) 25 - Ayden Bonilla (6-2, 225, Jr.)	Holder 16 - Manny Miles (6-0, 215, Jr.) 91 - Hunter Lent (6-5, 230, Jr.)
Tight End/Y 82 - Brandon Fritts (6-4, 250, Jr.) 80 - Jake Bargas (6-4, 245, So.)	Mike Linebacker 7 - Jonathan Smith (6-1, 230, So.) 25 - Ayden Bonilla (6-2, 225, Jr.)	Kickoff Return 17 - Anthony Ratliff-Williams (6-1, 205, So.) 6 - M.J. Stewart (6-0, 205, Sr.) 19 - Dazz Newsome (5-11, 175, Fr.)
Quarterback 6 - Brandon Harris (6-3, 220, Gr.) OR 12 - Chazz Surratt (6-3, 215, Fr.*) 11 - Nathan Elliott (6-1, 215, So.)	Sam Linebacker 23 - Cayson Collins (6-1, 230, Sr.) 3 - Dominique Ross (6-3, 210, So.)	Punt Return 6 - M.J. Stewart (6-0, 205, Sr.)
Tailback 2 - Jordan Brown (5-10, 195, So.) OR 8 - Michael Carter (5-9, 195, Fr.)	Cornerback 6 - M.J. Stewart (6-0, 205, Sr.) 5 - Patrice Rene (6-2, 205, So.)	* - redshirt freshman
Wide Receiver 17 - Anthony Ratliff-Williams (6-1, 205, So.) 83 - Juval Mollette (6-4, 200, So.)	Free Safety 1 - Myles Dorn (6-2, 210, So.) 4 - Allen Artis (6-1, 215, Sr.)	
Wide Receiver 85 - Roscoe Johnson (6-1, 190, Fr.*) OR 19 - Dazz Newsome (5-11, 175, Fr.)	Strong Safety 15 - Donnie Miles (5-11, 210, Sr.) 29 - J.K. Britt (6-0, 200, Jr.)	
Wide Receiver 10 - Jordan Cunningham (6-2, 190, Sr.) 13 - Josh Cabrera (6-3, 205, Jr.) OR 88 - Beau Corrales (6-4, 205, Fr.)	Cornerback 9 - K.J. Sails (5-11, 175, So.) 11 - Myles Wolfolk (6-0, 200, Fr.*)	
	Nickelback 6 - M.J. Stewart (6-0, 205, Sr.) OR 11 - Myles Wolfolk (6-0, 200, Fr.*)	

PRONUNCIATION GUIDE

Players	
Ayden Bonilla	A-den boh-NEE-uh
Malik Carney	muH-LEEK
Cayson Collins	KAY-suhn
Beau Corrales	core-AL-iss
C.J. Cotman	COT-muhn
Dajaun Drennon	duh-WAHN
Tomon Fox	tuh-MON
Jeremiah Gemmel	GIMM-uhl
Xach Gill	ZACK
Rontavius Groves	ron-TAY-vee-us
Marcus McKethan	muH-KEE-thuhn
Juval Mollette	juh-VAHL muH-LETT
Austin Proehl	PROLE
Patrice Rene	ruh-NAY
Kayne Roberts	CANE
Malik Robinson	muH-LEEK
Khaliel Rodgers	kuH-LEEL
Caleb Rozar	rose-AHR
Chazz Surratt	suh-RATT
Assistant Coaches	
Mike Ekeler	ECK-luhr
Chris Kapilovic	kuH-PILL-o-vick
John Papuchis	puH-POO-chis

2017 SEASON & CAREER STARTS		
Player, Pos.	2017	Career
Donnie Miles, S.	6	38
M.J. Stewart, CB	6	31
Dajaun Drennon, DE	2	27
Bentley Spain, OT	4	27
Cam Dillard, C	5	24
Cole Holcomb, LB	6	19
R.J. Prince, OG	5	17
Andre Smith, LB	2	17
Malik Carney, DE	6	16
Aaron Crawford, DT	6	16
Brandon Harris, QB	1	16
Khaliel Rodgers, OG	5	16
Cayson Collins, LB	2	11
Carl Tucker, TE	4	11
Brandon Fritts, TE	2	10
Austin Proehl, WR	4	10
Tommy Hatton, OG	-	8
Myles Dorn, S	6	7
Patrice Rene, CB	2	7
Jordan Brown, TB	6	6
Corey Bell Jr., CB	2	5
Jordan Cunningham, WR	5	5
Jalen Dalton, DT	3	5
Charlie Heck, OT	5	5
K.J. Sails, CB	5	5
Chazz Surratt, QB	5	5
Jeremiah Clarke, DT	-	4
Tyler Powell, DE	2	4
Jason Strowbridge, DE	3	4
William Sweet, OT	3	4
Thomas Jackson, WR	2	3
Nick Polino, OG	2	3
Anthony Ratliff-Williams, WR	3	3
Jonathan Smith, LB	3	3
Ayden Bonilla, LB	2	2
Tomon Fox, DE	2	2
Stanton Truitt, TB	-	2
Allen Artis, S	-	1
Josh Cabrera, WR	1	1
Rontavius Groves, WR	1	1
Roscoe Johnson, WR	1	1
Jay-Jay McCargo, C	1	1
Dazz Newsome, WR	1	1

The Last Time Carolina ...

shut out its opponent: Idaho, 66-0, 2012
 rushed for 300 yards: 374 at NC State, 2015
 rushed for 400 yards: 432 vs. Ohio University, 1993
 rushed for 500 yards: 555 vs. Virginia at Norfolk, 1943
 had less than 25 rushes: 23 vs. Louisville, 2017
 had less than 50 yards rushing: 17 vs. Louisville, 2017
 had less than 100 yards rushing: 86 vs. Notre Dame, 2017
 rushed for six touchdowns: 6 at Old Dominion, 2017
 attempted less than 10 passes: 9 vs. Southern California, 1993
 attempted 40 passes: 42 vs. Notre Dame, 2017
 attempted 50 passes: 53 at NC State, 2003
 completed less than five passes: 4 vs. Ohio University, 1993; 4 vs. San Diego State, 1998 (Las Vegas Bowl)
 completed 25 passes: 29 vs. Louisville, 2017
 completed 30 passes: 33 at Miami, 2016
 had less than 50 yards passing: 42 vs. Maryland, 2000
 passed for 300 yards: 384 vs. Louisville, 2017
 passed for 400 yards: 405 at Florida State, 2016
 passed for 500 yards: 537 vs. Duke, 2015 (UNC record)
 had less than 100 yards of total offense: 73 vs. Florida State, 1997
 had less than 200 yards of total offense: 131 vs. Virginia Tech, 2016
 had 500 yards of total offense: 511 at Old Dominion, 2017
 had 600 yards of total offense: 636 vs. Georgia Tech, 2016
 had 700 yards of total offense: 704 vs. Duke, 2015
 had less than 10 first downs: 8 vs. Virginia Tech, 2016
 had 30 first downs: 30 vs. James Madison, 2016
 did not punt: vs. Delaware, 2015
 punted 10 times: 12 at Texas, 2001
 had nine turnovers: vs. Miami (Ohio), 2002
 had four turnovers: 4 vs. Virginia Tech, 2016
 lost six fumbles: vs. Miami (Ohio), 2002
 threw five interceptions: 5 at Clemson, 1995
 was not penalized: vs. Wake Forest, 1969
 was penalized 10 times: 10 vs. Notre Dame (104 yards), 2017
 accumulated 100 yards of penalties: 104 vs. Notre Dame, 2017
 scored 50 points: 53 at Old Dominion, 2017
 scored 60 points: 66 vs. Duke, 2015
 scored 80 points: 80 vs. Old Dominion, 2013 (UNC record)
 trailed after three quarters, but rallied to win: Trailed Pittsburgh at home 33-23 but rallied to win 37-36 in 2016
 came from 10 points behind on the road to win: Trailed at Georgia Tech, 21-0, and rallied to win 38-31, in 2015
 had possession time of 40 minutes: 41:28 vs. Maryland, 1996
 scored four touchdowns in a quarter: 4 at Old Dominion, 2017 (2nd)
 ran 90 plays in a game: 93 vs. Liberty, 2014
 did not fumble: at Georgia Tech, 2017
 did not fumble and the opponent did not fumble: at Duke, 2016
 had back-to-back games without a fumble: vs. Georgia Tech & at Duke, 2016
 recovered an onside kick: vs. Rutgers, 2014
 recovered two onside kicks: vs. Rutgers, 2014

The Last Time A Tar Heel ...

had 25 carries in a game: 27 by Giovani Bernard vs. Maryland, 2012
 had 30 carries in a game: 30 by Giovani Bernard vs. Duke, 2011
 ran for 100 yards: 123 by Jordon Brown at Old Dominion 2017
 ran for 150 yards: 168 by Elijah Hood vs. Georgia Tech, 2016
 ran for 200 yards: 220 by Elijah Hood at NC State, 2015
 had a 50-yard scoring run: 56 by Chazz Surratt vs. Duke, 2017
 had a 50-yard non-scoring run: 67 by Elijah Hood against Baylor, 2015
 had a 75-yard scoring run: 76 by Johnny White at Miami, 2010
 had an 80-yard scoring run: 90 by Curtis Johnson vs. Maryland, 1993
 had two players gain 100 yards rushing: Elijah Hood (220) and T.J. Logan (100) at NC State, 2015
 quarterback rushed for 100 yards: 101 by Marquise Williams vs. Miami, 2015
 wide receiver rushed for 100 yards: 106 by Brandon Tate vs. McNeese State, 2008
 rushed and passed for 100 yards: Marquise Williams vs. Miami, 2015 (105 passing, 101 rushing)
 attempted 40 passes: 42 by Chazz Surratt vs. Notre Dame, 2017
 attempted 45 passes: 46 by Mitch Trubisky at Miami, 2016
 completed 25 passes: 33 by Mitch Trubisky at Miami, 2016
 completed 30 passes: 33 by Mitch Trubisky at Miami, 2016 (38 is UNC's Record)
 passed for 300 yards: 329 by Mitch Trubisky vs. Georgia Tech, 2016
 passed for 400 yards: 405 by Mitch Trubisky at Florida State, 2016
 threw three scoring passes: 3 by Mitch Trubisky vs. NC State, 2016
 threw four scoring passes: 5 by Mitch Trubisky vs. Pittsburgh, 2016

threw five scoring passes: 5 by Mitch Trubisky vs. Pittsburgh, 2016 (ties UNC record)
 player threw a 75-yard TD pass: 75 by Mitch Trubisky to Ryan Switzer vs. James Madison, 2016
 quarterback came off the bench to lead team to win: Cameron Sexton at Miami, 2008, replaced starter Mike Paulus
 had 50 plays, running and passing: 54 by Chazz Surratt vs. Notre Dame, 2017 (42 pass attempts, 12 rushes)
 caught 10 passes: 13 by Ryan Switzer vs. NC State, 2016
 caught 15 passes: 16 by Ryan Switzer vs. Pittsburgh, 2016
 had 100 yards receiving: 125 by Anthony Ratliff-Williams vs. Duke, 2017
 had 150 yards receiving: 171 by Ryan Switzer vs. NC State, 2016
 had 200 yards receiving: 208 by Ryan Switzer vs. Pittsburgh, 2016
 had two players gain 100 yards receiving: Mack Hollins (165) & Ryan Switzer (107) vs. Duke, 2015
 had 300 yards of total offense: 336 by Chazz Surratt vs. Duke, 2017
 had 400 yards of total offense: 440 by Mitch Trubisky vs. Pittsburgh, 2016
 had 500 yards of total offense: 524 by Marquise Williams vs. Duke, 2015
 scored three touchdowns: 3 by Elijah Hood vs. Georgia Tech, 2016
 scored four touchdowns: 4 by Hakeem Nicks vs. Boston College, 2008
 scored three touchdowns of 25 yards or more: 3 by Hakeem Nicks vs. Boston College, 2008
 ran for three touchdowns: 3 by Elijah Hood vs. Georgia Tech, 2016
 ran for four touchdowns: 4 by Leon Johnson vs. UTEP, 1993
 accounted for five touchdowns: 5 by Mitch Trubisky vs. Pittsburgh, 2016
 caught three touchdown passes: 3 by Mack Hollins vs. Wake Forest, 2015
 caught four touchdown passes: 4 by Chesley Borders at Arizona State, 2002 (UNC record)
 caught three touchdown passes in a quarter: 3 by Hakeem Nicks vs. Boston College, 2nd quarter, 2008
 scored a touchdown in the final minute of regulation to win: Bug Howard, 2-yard pass from Mitch Trubisky, vs. Pittsburgh, 2016
 a non-quarterback completed a pass: Austin Proehl to Mitch Trubisky vs. Georgia Tech, 2016
 a non-quarterback threw a touchdown pass: Quinshad Davis to Marquise Williams for 37 yards at Georgia Tech, 2015
 a non-quarterback threw a touchdown pass to a quarterback: Quinshad Davis to Marquise Williams for 37 yards at Georgia Tech, 2015
 returned a kickoff for a touchdown: Anthony Ratliff-Williams, 94 yards vs. Louisville, 2017
 returned the opening kickoff for a touchdown: Wallace Wright, 90 yards vs. Boston College, 2005
 returned a punt for a touchdown: Ryan Switzer vs. Miami, 78 yards, 2015
 returned two punts for touchdowns: Ryan Switzer at Pittsburgh, 65 yards and 61 yards, 2013
 returned an interception for a touchdown: Dominique Green for 58 yards vs. The Citadel, 2016
 returned a fumble for a touchdown: Tim Scott for 10 yards at Duke, 2014
 recovered a fumble in the end zone for a touchdown: Jason Brown vs. Texas, 2002
 offensive lineman scored a touchdown: Jason Brown vs. Texas, 2002
 blocked a punt: Bug Howard at. Virginia Tech, 2015
 blocked 2 punts in a game: Bruce Carter vs. Connecticut, 2008
 blocked 3 punts in a game: Bruce Carter vs. Connecticut, 2008
 blocked a punt for a touchdown: Bruce Carter blocked a Desi Cullen punt and Matt Merletti recovered the ball in the end zone for a touchdown vs. Connecticut, 2008
 blocked a field goal: Jason Strowbridge vs. Duke, 2017
 blocked an extra point attempt: Donte Paige-Moss vs. Tennessee, 2010
 had a 60-yard punt: 60 by Hunter Lent vs. Notre Dame, 2017
 had a 70-yard punt: 76 by Tommy Hibbard vs. Boston College, 2013
 had an 80-yard punt: 83 by Scott McAlister at Georgia Tech, 1989
 kicked a 50-yard field goal: Nick Weiler, 50 yards, vs. Georgia Tech, 2016
 kicked six field goals: 6 by Josh McGee vs. Duke, 1999
 kicked a game-winning field goal: Nick Weiler, 54 yards, at Florida State, 2016
 scored a two-point conversion: Manny Miles run at Old Dominion, 2017
 had two interceptions: Myles Dorn vs. Notre Dame, 2017
 had three interceptions: Kendrick Burney vs. Miami, 2009
 had two interceptions in the fourth quarter: Trimane Goddard at Miami, 2008
 defensive lineman scored a touchdown: tackle Cam Thomas returned a fumble 20 yards for a touchdown at Boston College, 2009
 had 20 or more tackles: 23 by Durrell Mapp, at NC State, 2007
 had four sacks: Julius Peppers vs. Virginia, 2000
 scored a safety: sack by Kareem Martin & Brandon Ellerbe in the end zone vs. Cincinnati
 returned a blocked extra point for two points: Lionell Green vs. Wake Forest, 2003 (only time it has happened in school history)
 ran for a touchdown, caught a touchdown, and threw a touchdown pass in the same game: Marquise Williams at Notre Dame, 2014

The Last Time The Opponents ...

shut out UNC: NC State, 13-0, 2011
rushed for 300 yards: 341 by Notre Dame, 2017
rushed for 400 yards: 403 by Georgia Tech, 2017
rushed for 500 yards: 645 by Baylor, 2015
rushed for 600 yards: 645 by Baylor, 2015
had less than 25 rushes: 25 by Virginia Tech, 2012
had less than 50 yards rushing: 46 by Pittsburgh, 2013
had less than 100 yards rushing: 99 by Miami, 2015
attempted less than 10 passes: 8 by The Citadel, 2016
attempted 40 passes: 45 by Virginia, 2016
attempted 50 passes: 51 by East Carolina, 2014
completed less than five passes: 3 by The Citadel, 2016
completed 25 passes: 25 by Louisville, 2017
completed 30 passes: 32 by East Carolina, 2014
had less than 50 yards passing: 27 by The Citadel, 2016
passed for 300 yards: 393 by Louisville, 2017
passed for 400 yards: 436 by Clemson, 2014
had less than 100 yards of total offense: 91 by Clemson, 1996
had less than 200 yards of total offense: 189 by Idaho, 2012
had 500 yards of total offense: 705 by Louisville, 2017
had 600 yards of total offense: 705 by Louisville, 2017
had less than 10 first downs: 9 by Idaho, 2012; 9 by Virginia Tech, 2006
had 30 first downs: 35 by Louisville, 2017
did not punt: Baylor, 2015
punted 10 times: 10 by Virginia, 2016
had five turnovers: 5 by Virginia, 2015
had six turnovers: 6 by Liberty, 20014
had seven turnovers: 7 by Pittsburgh, 1979
lost five fumbles: 5 by Virginia, 1972
threw five interceptions: 5 by Virginia, 2010
was not penalized: at NC State, 1987
was penalized 10 times: 10 by Notre Dame (80 yards), 2017
accumulated 100 yards of penalties: 120 by Florida State, 2016
scored 50 points: 50 by Notre Dame, 2014
scored 60 points: 70 by East Carolina, 2014 (Record against UNC)
trailed after three quarters, but rallied to win: Duke trailed 13-17, but scored two touchdowns in the fourth quarter to win 27-17, 2017
had possession time of 40 minutes: 42:25 by The Citadel, 2016
ran 90 plays: 98 by Clemson, 2015
ran 100 plays: 102 by Baylor, 2015 (record against UNC)
did not fumble: Duke, 2017
scored four touchdowns in a quarter: 4 by East Carolina (2nd), 2014

The Last Time An Opponent ...

had 25 carries in a game: 27 by TaQuon Marshall of Georgia Tech, 2017
had 30 carries in a game: 32 by Nick Chubb of Georgia, 2016
had 35 carries in a game: 35 by Vintavious Cooper of East Carolina, 2013
ran for 100 yards: 124 by Deon McIntosh and 118 by Josh Adams of Notre Dame, 2017
ran for 150 yards: 227 by Nick Chubb of Georgia, 2016
ran for 200 yards: 227 by Nick Chubb of Georgia, 2016
had a 50-yard scoring run: 73 by Josh Adams of Notre Dame, 2017
had a 50-yard non-scoring run: 65 by TaQuon Marshall of Georgia Tech, 2017
had a 75-yard scoring run: 80 by Johnny Jefferson of Baylor, 2015
had a 80-yard scoring run: 80 by Johnny Jefferson of Baylor, 2015
had an 90-yard scoring run: 90 by Duke Johnson of Miami 2014
two players gained 100 yards rushing: 124 by Deon McIntosh and 118 by Josh Adams of Notre Dame, 2017
quarterback rushed for 100 yards: 144 by Lamar Jackson of Louisville, 2017
rushed and passed for 100 yards: Lamar Jackson of Louisville (132 rushing, 393 passing), 2017
attempted 40 passes: 42 by Deshaun Watson of Clemson, 2015
attempted 50 passes: 52 by Mike Glennon of NC State, 2012
completed 25 passes: 25 by Lamar Jackson of Louisville, 2017
completed 30 passes: 30 by Shane Carden of East Carolina, 2014
completed 40 passes: 41 by Dominique Davis of East Carolina, 2011
passed for 300 yards: 393 by Lamar Jackson of Louisville, 2017
passed for 400 yards: 435 by Deshaun Watson of Clemson 2014
threw three scoring passes: 3 by Lamar Jackson of Louisville, 2017
threw four scoring passes: 4 by Ross Bowers of California, 2017
threw five scoring passes: 6 by Deshaun Watson of Clemson, 2014
player threw a 75-yard TD pass: 75 yards by Lamar Jackson to Jaylen Smith of Louisville, 2017
had 50 plays, running and passing: 58 by Lamar Jackson of Louisville (19 rushing, 39 passing), 2017
caught 10 passes: 10 by Tyler Boyd of Pittsburgh, 2015
had 100 yards receiving: 102 by Travis Fulgham of Old Dominion, 2017
had 150 yards receiving: 183 by Jaylen Smith of Louisville, 2017
had 200 yards receiving: 217 by Jericho Cotchery at NC State, 2003
had 300 yards of total offense: 525 by Lamar Jackson of Louisville, 2017
had 400 yards of total offense: 525 by Lamar Jackson of Louisville, 2017
had 500 yards of total offense: 525 by Lamar Jackson of Louisville, 2017
scored four touchdowns: 4 by James Davis of Clemson, 2006
ran for four touchdowns: 4 by James Davis of Clemson, 2006
caught three touchdown passes: 3 by Tielor Robinson of Duke, 2006
returned a kickoff for a touchdown: Isaiah Harper of Old Dominion, 100 yards, 2017
returned a punt for a touchdown: T.J. Graham, 87 yards, NC State, 2010
returned an interception for a TD: Byron Fields Jr., 61 yards, Duke, 2017
returned a fumble for a touchdown: Jacob Hagen, 27 yards, Liberty, 2014
recovered a fumble in the end zone for a touchdown: Bryan Ray at Wake Forest (recovered a fumble by Ronald Curry), 2000
blocked a punt: Quintin Wirginis of Pittsburgh, 2015
blocked a punt for a touchdown: Alphonso Smith of Wake Forest blocked David Wooldridge's punt and returned it 16 yards for a touchdown, 2006
blocked a field goal: RJ McIntosh of Miami, 2016
blocked a field goal for a touchdown: Artie Burns of Miami blocked a Thomas Moore field goal attempt and Ladarius Gunter returned it 67 yards for a touchdown, 2013
had a 60-yard punt: 60 by AJ Cole of NC State, 2015
had a 70-yard punt: 77 by Durant Brooks of Georgia Tech, 2007
scored a safety: Jay Hayes of Notre Dame, 2017
kicked a 50-yard field goal: 50 by Chris Blewitt of Pittsburgh, 2016
kicked four field goals: 4 by Conrad Ukropina of Stanford, 2016
kicked five field goals: 5 by Chris Hazley of Virginia Tech, 2010
scored a two-point conversion: Chase Hill 8-yard pass from Mike Paulus of William & Mary, 2010
had two interceptions: 2 by A.J. Gray of Georgia Tech, 2017

INDIVIDUAL GAME-BY-GAME STATISTICS

RUSHING GAME-BY-GAME (Attempts/Yards/Touchdowns)

Name	CAL	LOU	ODU	DUKE	GT	ND	UVA	VT	MIAMI	PITT	WCU	NCSU
Brown	13/54/0	6/23/0	17/123/2	9/28/0	8/41/1	11/28/0						
Carter	11/94/2	8/15/1	13/67/2	7/13/0	4/16/0	4/25/0						
Harris	5/5/0	5/10/0	2/14/0	--	--	--						
Newsome	--	--	1/11/0	--	--	--						
Ratliff-Williams	--	--	--	--	--	1/1/0						
Surratt	16/66/1	4/-31/0	9/5/2	17/77/1	11/41/0	12/32/0						
Sutton	--	--	6/31/0	--	3/19/0	--						

SEASON & CAREER, MOST RUSHING YARDS

Player	2017	Career
Brown	123 at Old Dominion	123 at Old Dominion, 2017
Carter	94 vs. California	94 vs. California, 2017
Harris	14 at Old Dominion	66 vs. Auburn, 2015
Newsome	11 at Old Dominion	11 at Old Dominion, 2017
Ratliff-Williams	1 vs Notre Dame	2 vs. The Citadel, 2016
Surratt	77 vs. Duke	77 vs. Duke, 2017
Sutton	31 at Old Dominion	31 at Old Dominion

SEASON & CAREER, LONGEST RUN

2017	Career
23 at Old Dominion	23 at Old Dominion, 2017
47 vs. California	47 vs. California, 2017
11 at Old Dominion	46 vs. Sam Houston State, 2014
11 at Old Dominion	11 at Old Dominion, 2017
1 vs. Notre Dame	2 vs. The Citadel, 2016
56 vs. Duke	56 vs. Duke, 2017
15 at Georgia Tech	15 at Georgia Tech, 2017

PASSING GAME-BY-GAME (Completions-Attempts-Interceptions/Yards-Touchdowns-Long Play)

Opponent	Harris	Surratt	Proehl
California	7-16-2/60-0-22	18-28-0/161-1-27	--
Louisville	17-23-0/216-1-27	12-14-0/168-2-54	0-1-0/0-0-0
Old Dominion	0-2-0/0-0-0	16-24-0/259-1-48	--
Duke	--	17-32-1/259-1-47	--
Georgia Tech	0-1-1/0-0-0	18-30-1/141-0-34	--
Notre Dame	--	19-42-1/179-1-25	--
Virginia			
Virginia Tech			
Miami			
Pittsburgh			
Western Carolina			
NC State			

SEASON AND CAREER, MOST PASSING YARDS

Player	2017	Career	2017	Career
Harris	216 vs. Louisville	324 at Ole Miss, 2016	27 vs. Louisville	67 vs. Western Kentucky, 2015
Surratt	259 at Old Dominion/vs. Duke	259 at Old Dominion/vs. Duke, 2017	54 vs. Louisville	54 vs. Louisville, 2017

RECEIVING GAME-BY-GAME (Receptions/Yards/Touchdowns)

Name	CAL	LOU	ODU	DUKE	GT	ND	UVA	VT	MIAMI	PITT	WCU	NCSU
Bargas	--	3/36/0	--	--	1/1/0	1/3/0						
Brown	9/53/0	1/8/0	--	1/7/0	9/57/0	--						
Cabrera	--	--	--	2/13/0	--	3/10/0						
Carter	--	--	--	2/4/0	--	1/5/0						
Corrales	--	--	1/7/0	--	--	1/12/0						
Cunningham	4/39/0	2/5/0	4/77/0	2/22/0	2/40/0	4/47/0						
Fritts	2/17/0	4/25/2	--	2/24/0	4/18/0	--						
Jackson	1/4/1	4/75/1	2/18/0	--	--	--						
Johnson	2/25/0	--	--	2/17/0	--	3/40/0						
Mollette	--	--	1/12/0	--	--	1/7/0						
Newsome	--	3/66/0	--	--	--	--						
Perry	--	--	--	--	1/16/0	--						
Proehl	4/55/0	8/120/0	3/48/1	1/47/0	--	--						
Ratliff-Williams	1/15/0	3/41/0	1/11/0	5/125/1	1/9/0	5/55/1						
Tucker	2/13/0	1/8/0	3/79/0	--	--	--						
Veal	--	--	1/7/0	--	--	--						

SEASON AND CAREER, MOST RECEIVING YARDS

Player	2017	Career	2017	Career
Bargas	36 vs. Louisville	36 vs. Louisville, 2017	23 vs. Louisville	23 vs. Illinois, 2016; vs. Louisville, 2017
Brown	57 vs. Georgia Tech	57 vs. Georgia Tech, 2017	27 at Georgia Tech	27 at Georgia Tech, 2017
Cabrera	13 vs Duke	13 vs. Duke, 2017	10 vs. Duke	10 vs. Duke, 2017
Carter	5 vs. Notre Dame	5 vs. Notre Dame, 2017	5 vs. Notre Dame	5 vs. Notre Dame, 2017
Corrales	12 vs. Notre Dame	12 vs. Notre Dame, 2017	12 vs. Notre Dame	12 vs. Notre Dame, 2017
Cunningham	77 at Old Dominion	77 at Old Dominion, 2017	48 at Old Dominion	48 at Old Dominion, 2017
Fritts	25 vs. Louisville	63 at Virginia Tech, 2015	17 vs. Duke	36 vs. Duke, 2015
Jackson	75 vs. Louisville	75 vs. Louisville, 2017	37 vs. Louisville	37 vs. Louisville, 2017
Johnson	40 vs. Notre Dame	40 vs. Notre Dame, 2017	24 vs. Notre Dame	24 vs. Notre Dame, 2017
Mollette	12 at Old Dominion	12 at Old Dominion, 2017	12 at Old Dominion	12 at Old Dominion, 2017
Newsome	66 vs. Louisville	66 vs. Louisville, 2017	54 vs. Louisville	54 vs. Louisville, 2017
Perry	16 at Georgia Tech	16 vs Georgia Tech, 2017	16 vs. Georgia Tech	16 vs. Georgia Tech, 2017
Proehl	120 vs. Louisville	120 vs. Louisville, 2017	47 vs. Duke	61 vs. Wake Forest, 2015
Ratliff-Williams	125 vs. Duke	125 vs. Duke, 2017	45 vs. Duke	45 vs. Duke, 2017
Tucker	79 at Old Dominion	79 at Old Dominion, 2017	34 at Old Dominion	54 at Duke, 2016
Veal	7 at Old Dominion	7 at Old Dominion, 2017	7 at Old Dominion	7 at Old Dominion, 2017

TEAM GAME-BY-GAME STATISTICS

Opponent	CALIFORNIA		LOUISVILLE		OLD DOMINION		DUKE		GEORGIA TECH		NOTRE DAME		VIRGINIA	
Date	SEPT. 2		SEPT. 9		SEPT. 16		SEPT. 23		SEP. 30		OCT. 7		OCT. 14	
Location	HOME		HOME		AWAY		HOME		AWAY		HOME		HOME	
	CAL	UNC	LOU	UNC	UNC	ODU	DUKE	UNC	UNC	GT	ND	UNC	UVA	UNC
Score	35	30	47	35	53	23	27	17	7	33	33	10		
First Downs	20	28	35	20	25	14	20	15	11	22	27	13		
by rush	6	10	15	0	14	5	12	5	4	18	16	6		
by pass	13	16	18	18	9	6	8	10	7	3	9	6		
by penalty	1	2	2	2	2	3	0	0	0	1	2	1		
Total Offensive Plays	73	89	83	61	76	65	79	65	58	76	88	70		
Total Yards Gained	469	440	705	401	511	316	388	377	247	456	487	265		
Average Yards/Play	6.4	4.9	8.5	6.6	6.7	4.9	4.9	5.8	4.3	6.0	5.5	3.8		
Plays Rushing	35	45	44	23	50	33	45	33	26	66	57	28		
Yards Rushing	106	219	312	17	252	102	186	118	106	403	341	86		
Rushing Touchdowns	1	3	3	1	6	0	1	1	1	3	3	0		
Yards Passing	363	221	393	384	259	214	202	259	141	53	146	179		
Pass Attempts	38	44	39	38	26	32	34	32	32	10	31	42		
Pass Completions	24	44	25	29	16	14	18	17	18	5	17	19		
Passes Had Intercepted	2	2	0	0	0	1	0	1	2	0	2	1		
Passing Touchdowns	4	1	3	3	1	2	1	1	0	1	1	1		
Kickoff Return Yards	50	68	35	219	89	203	9	87	125	17	63	36		
Punt Return Yards	0	17	8	0	15	38	19	7	23	4	44	45		
Punts-Average	5-44.2	4-41.5	1-36.0	4-53.5	7-43.4	8-39.2	6-41.3	8-45.1	6-46.8	3-47.3	6-50.0	9-48.4		
Fumbles-Lost	1-0	1-1	0-0	2-0	2-1	4-2	0-0	1-0	0-0	3-2	2-0	3-2		
Penalties-Yards	9-57	7-50	6-61	5-50	9-110	3-38	2-12	6-65	6-60	1-5	10-80	10-104		
3rd Down Conversions	8 of 18	7 of 16	9 of 15	3 of 10	4 of 12	3 of 16	7 of 18	3 of 16	2 of 12	8 of 16	5 of 16	6 of 18		
4th Down Conversions	2 of 2	1 of 2	1 of 3	1 of 3	0 of 0	1 of 2	2 of 2	2 of 3	3 of 3	3 of 3	3 of 4	0 of 1		
Possession Time	29:47	30:13	35:56	24:04	30:40	29:20	33:36	26:24	21:25	38:35	36:32	23:28		

Opponent	VIRGINIA TECH		MIAMI		PITTSBURGH		WCU		NC STATE	
Date	OCT. 21		OCT. 28		NOV. 9		NOV. 18		NOV. 25	
Location	AWAY		HOME		AWAY		HOME		AWAY	
	UNC	VT	MIA	UNC	UNC	PITT	WCU	UNC	UNC	NCSU
Score										
First Downs										
by rush										
by pass										
by penalty										
Total Offensive Plays										
Total Yards Gained										
Average Yards/Play										
Plays Rushing										
Yards Rushing										
Rushing Touchdowns										
Yards Passing										
Pass Attempts										
Pass Completions										
Passes Had Intercepted										
Passing Touchdowns										
Kickoff Return Yards										
Punt Return Yards										
Punts-Average										
Fumbles-Lost										
Penalties-Yards										
3rd Down Conversions										
4th Down Conversions										
Possession Time										

SEPT. 2 vs. CAL**OFFENSE**

LT Bentley Spain
 LG Nick Polino
 C Cam Dillard
 RG R.J. Prince
 RT William Sweet
 TE Carl Tucker
 WR Austin Proehl
 WR Thomas Jackson
 WR Anthony Ratliff-Williams
 TB Jordon Brown
 QB Brandon Harris

DEFENSE

DE Tomon Fox
 DT Aaron Crawford
 DT Jalen Dalton
 DE Malik Carney
 WLB Cole Holcomb
 MLB Andre Smith
 CB Patrice Rene
 CB M.J. Stewart
 FS Myles Dorn
 SS Donnie Miles
 CB Corey Bell Jr.

SEPT. 9 vs. LOU**OFFENSE**

LT Charlie Heck
 LG Nick Polino
 C Cam Dillard
 RG Khaliel Rodgers
 RT William Sweet
 TE Carl Tucker
 WR Austin Proehl
 WR Jordan Cunningham
 WR Dazz Newsome
 TB Jordon Brown
 QB Chazz Surratt

DEFENSE

DE Tomon Fox
 DT Aaron Crawford
 DT Jalen Dalton
 DE Malik Carney
 MLB Andre Smith
 WLB Cole Holcomb
 CB Patrice Rene
 CB M.J. Stewart
 FS Myles Dorn
 SS Donnie Miles
 CB K.J. Sails

SEPT. 16 at ODU**OFFENSE**

LT Charlie Heck
 LG Khaliel Rodgers
 C Jay-Jay McCargo
 RG R.J. Prince
 RT William Sweet
 TE Carl Tucker
 WR Austin Proehl
 WR Jordan Cunningham
 WR Thomas Jackson
 TB Jordon Brown
 QB Chazz Surratt

DEFENSE

DE Tyler Powell
 DT Aaron Crawford
 DT Jalen Dalton
 DE Malik Carney
 WLB Cole Holcomb
 MLB Jonathan Smith
 CB Corey Bell Jr.
 CB M.J. Stewart
 FS Myles Dorn
 SS Donnie Miles
 CB K.J. Sails

SEPT. 23 vs. DUKE**OFFENSE**

LT Bentley Spain
 LG Khaliel Rodgers
 C Cam Dillard
 RG R.J. Prince
 RT Charlie Heck
 TE Carl Tucker
 WR Austin Proehl
 WR Jordan Cunningham
 WR Rontavius Groves
 TB Jordon Brown
 QB Chazz Surratt

DEFENSE

DE Tyler Powell
 DT Aaron Crawford
 DT Jason Strowbridge
 DE Malik Carney
 WLB Cole Holcomb
 MLB Jonathan Smith
 SLB Ayden Bonilla
 CB M.J. Stewart
 FS Myles Dorn
 SS Donnie Miles
 CB K.J. Sails

SEPT. 30 at GT**OFFENSE**

LT Bentley Spain
 LG Khaliel Rodgers
 C Cam Dillard
 RG R.J. Prince
 RT Charlie Heck
 TE Brandon Fritts
 WR Anthony Ratliff-Williams
 WR Jordan Cunningham
 WR Roscoe Johnson
 TB Jordon Brown
 QB Chazz Surratt

DEFENSE

DE Dajaun Drennon
 DT Aaron Crawford
 DT Jason Strowbridge
 DE Malik Carney
 WLB Cole Holcomb
 MLB Jonathan Smith
 SLB Cayson Collins
 CB M.J. Stewart
 FS Myles Dorn
 SS Donnie Miles
 CB K.J. Sails

OCT. 7 vs. ND**OFFENSE**

LT Bentley Spain
 LG Khaliel Rodgers
 C Cam Dillard
 RG R.J. Prince
 RT Charlie Heck
 TE Brandon Fritts
 WR Anthony Ratliff-Williams
 WR Jordan Cunningham
 WR Josh Cabrera
 TB Jordon Brown
 QB Chazz Surratt

DEFENSE

DE Dajaun Drennon
 DT Aaron Crawford
 DT Jason Strowbridge
 DE Malik Carney
 WLB Ayden Bonilla
 MLB Cole Holcomb
 SLB Cayson Collins
 CB M.J. Stewart
 FS Myles Dorn
 SS Donnie Miles
 CB K.J. Sails

CAROLINA & OPPONENT LONG PLAYS

CAROLINA LONG PLAYS**Runs (12 yards or more)**

56 - Chazz Surratt vs. Duke (TD)
 47 - Michael Carter vs. California
 23 - Jordon Brown at Old Dominion
 21 - Jordon Brown at Old Dominion
 20 - Michael Carter at Old Dominion
 17 - Chazz Surratt vs. Duke
 16 - Chazz Surratt vs. Notre Dame
 16 - Jordon Brown vs. Notre Dame
 16 - Jordon Brown at Old Dominion
 15 - Jordon Brown at Old Dominion (TD)
 15 - Jonathon Sutton at Georgia Tech
 14 - Chazz Surratt vs. Notre Dame
 14 - Chazz Surratt vs. Notre Dame
 14 - Chazz Surratt vs. Duke
 14 - Michael Carter vs. California
 13 - Michael Carter at Old Dominion
 13 - Michael Carter vs. Notre Dame
 12 - Brandon Harris at Old Dominion
 12 - Chazz Surratt vs. Duke

Passes (15 yards or more)

54 - Chazz Surratt to Dazz Newsome vs. Louisville
 48 - Chazz Surratt to Jordan Cunningham at Old Dominion
 45 - Chazz Surratt to Anthony Ratliff-Williams vs Duke (TD)
 37 - Chazz Surratt to Thomas Jackson vs. Louisville
 35 - Chazz Surratt to Anthony Ratliff-Williams vs. Duke
 34 - Chazz Surratt to Jordan Cunningham at Georgia Tech
 34 - Chazz Surratt to Carl Tucker at Old Dominion
 29 - Chazz Surratt to Carl Tucker at Old Dominion
 28 - Chazz Surratt to Austin Proehl at Old Dominion (TD)
 27 - Chazz Surratt to Jordon Brown at Georgia Tech
 27 - Brandon Harris to Austin Proehl vs. Louisville
 25 - Brandon Harris to Austin Proehl vs. Louisville
 25 - Chazz Surratt to Anthony Ratliff-Williams vs. Notre Dame (TD)
 24 - Chazz Surratt to Anthony Ratliff-Williams vs Duke
 24 - Chazz Surratt to Roscoe Johnson vs. Notre Dame
 23 - Brandon Harris to Jake Bargas vs. Louisville
 22 - Brandon Harris to Thomas Jackson vs. Louisville (TD)
 22 - Brandon Harris to Austin Proehl vs. California
 21 - Chazz Surratt to Roscoe Johnson vs. California
 19 - Chazz Surratt to Jordan Cunningham vs. Notre Dame
 19 - Chazz Surratt to Roscoe Johnson vs. Duke
 18 - Brandon Harris to Anthony Ratliff-Williams vs. Louisville
 17 - Chazz Surratt to Brandon Fritts vs. Duke
 17 - Chazz Surratt to Jordan Cunningham at Old Dominion
 17 - Chazz Surratt to Anthony Ratliff-Williams vs. Notre Dame
 16 - Chazz Surratt to Jordan Cunningham vs. Notre Dame
 16 - Chazz Surratt to Devin Perry at Georgia Tech
 16 - Chazz Surratt to Carl Tucker at Old Dominion
 16 - Chazz Surratt to Brandon Fritz vs. Louisville
 16 - Brandon Harris to Austin Proehl vs. Louisville
 15 - Chazz Surratt to Jordon Brown vs. California
 15 - Chazz Surratt to Anthony Ratliff-Williams vs. California
 15 - Chazz Surratt to Jordan Cunningham vs. Duke

Returns (50 or more on kickoffs, 20 or more on punts and interceptions, 10 or more on fumble returns)

94 - Anthony Ratliff-Williams kickoff return vs. Louisville (TD)
 73 - Andre Smith interception return vs. California
 20 - M.J. Stewart punt return vs. Notre Dame

OPPONENT LONG PLAYS**Runs (12 yards or more)**

74 - Malik Williams of Louisville
 73 - Josh Adams of Notre Dame (TD)
 65 - TaQuon Marshall of Georgia Tech
 63 - KirVonte Benson of Georgia Tech (TD)
 43 - Lamar Jackson of Louisville (TD)
 38 - Brittain Brown of Duke
 35 - Deon McIntosh of Notre Dame (TD)
 27 - Brandon Sinclair of Old Dominion
 24 - Deon McIntosh of Notre Dame
 24 - Clinton Lynch of Georgia Tech
 20 - TaQuon Marshall of Georgia Tech
 19 - Steven Williams of Old Dominion

17 - Deon McIntosh of Notre Dame
 15 - Lamar Jackson of Louisville
 14 - Lamar Jackson of Louisville
 14 - Daniel Jones of Duke
 14 - Jerry Howard of Georgia Tech
 13 - Qua Searcy of Georgia Tech
 12 - TaQuon Marshall of Georgia Tech
 12 - Tre Watson of California
 12 - Lamar Jackson of Louisville

Passes (15 yards or more)

75 - Lamar Jackson to Jaylen Smith of Louisville (TD)
 71 - Steven Williams to Travis Fulgham of Old Dominion (TD)
 67 - Ross Bowers to Vic Wharton III of California (TD)
 54 - Ross Bowers to Patrick Laird of California
 50 - Blake LaRussa to Isaiah Harper of Old Dominion
 45 - Daniel Jones to T.J. Rahming of Duke
 43 - Ross Bowers to Vic Wharton III of California
 30 - Lamar Jackson to Dez Fitzpatrick of Louisville (TD)
 28 - Daniel Jones to Davis Koppenhaver of Duke (TD)
 26 - Ross Bowers to Vic Wharton III of California
 25 - Steven Williams to Jeremy Cox of Old Dominion
 23 - Daniel Jones to Quay Chambers of Duke
 23 - Ian Book to Chase Claypool of Notre Dame
 22 - Lamar Jackson to Jaylen Smith of Louisville
 21 - Lamar Jackson to Reggie Bonnafon of Louisville
 21 - Lamar Jackson to Micky Crum of Louisville
 21 - Lamar Jackson to Dez Fitzpatrick of Louisville
 21 - Lamar Jackson to Seth Dawkins of Louisville
 21 - Ross Bowers to Tre Watson of California
 20 - Ross Bowers to Jordan Duncan of California (TD)
 20 - Daniel Jones to Jonathan Lloyd of Duke
 19 - Daniel Jones to T.J. Rahming of Duke
 18 - Ross Bowers to Malik Morris of California
 18 - Steven Williams to Hasaan Patterson of Old Dominion (TD)
 18 - Lamar Jackson to Dez Fitzpatrick of Louisville
 17 - Lamar Jackson to Jaylen Smith of Louisville
 17 - Lamar Jackson to Jaylen Smith of Louisville
 16 - Lamar Jackson to Jaylen Smith of Louisville
 16 - TaQuon Marshall to Brad Stewart of Georgia Tech
 16 - Ross Bowers to Vic Wharton III of California
 15 - Lamar Jackson to Charles Standberry of Louisville
 15 - Ian Book to Josh Adams of Notre Dame

Returns (50 or more on kickoffs, 20 or more on punts and interceptions, 10 or more on fumble returns)

100 - Isaiah Harper of Old Dominion kickoff return (TD)
 61 - Byron Fields Jr. of Duke interception return (TD)
 39 - Devonte Downs of California interception return
 16 - Khalid Kareem of Notre Dame fumble return

2017 North Carolina Football
North Carolina Game Results (as of Oct 07, 2017)
All games

Date	Opponent		Score	Overall	Conference	Time	Attend
Sep 02, 2017	CALIFORNIA	L	30-35	0-1	0-0	3:32	49500
* Sep 09, 2017	#17 LOUISVILLE	L	35-47	0-2	0-1	3:19	47000
Sep 16, 2017	at Old Dominion	W	53-23	1-2	0-1	3:19	20118
* Sep 23, 2017	DUKE	L	17-27	1-3	0-2	3:16	59000
* Sep 30, 2017	at Georgia Tech	L	7-33	1-4	0-3	2:57	42805
Oct 07, 2017	#21 NOTRE DAME	L	10-33	1-5	0-3	3:28	57000

2017 North Carolina Football
North Carolina Overall Team Statistics (as of Oct 07, 2017)
All games

Team Statistics	NC	OPP
SCORING	152	198
Points Per Game	25.3	33.0
Points Off Turnovers	35	17
FIRST DOWNS	112	138
Rushing	39	72
Passing	66	57
Penalty	7	9
RUSHING YARDAGE	798	1450
Yards gained rushing	975	1568
Yards lost rushing	177	118
Rushing Attempts	205	280
Average Per Rush	3.9	5.2
Average Per Game	133.0	241.7
TDs Rushing	12	11
PASSING YARDAGE	1443	1371
Comp-Att-Int	124-214-6	103-184-5
Average Per Pass	6.7	7.5
Average Per Catch	11.6	13.3
Average Per Game	240.5	228.5
TDs Passing	7	12
TOTAL OFFENSE	2241	2821
Total Plays	419	464
Average Per Play	5.3	6.1
Average Per Game	373.5	470.2
KICK RETURNS: #-Yards	25-624	17-377
PUNT RETURNS: #-Yards	12-107	12-105
INT RETURNS: #-Yards	5-75	6-131
KICK RETURN AVERAGE	25.0	22.2
PUNT RETURN AVERAGE	8.9	8.8
INT RETURN AVERAGE	15.0	21.8
FUMBLES-LOST	9-4	10-4
PENALTIES-Yards	43-439	31-253
Average Per Game	73.2	42.2
PUNTS-Yards	38-1762	29-1261
Average Per Punt	46.4	43.5
Net punt average	42.6	38.4
KICKOFFS-Yards	28-1744	39-2391
Average Per Kick	62.3	61.3
Net kick average	39.9	36.3
TIME OF POSSESSION/Game	26:02	33:58
3RD-DOWN Conversions	25/84	40/99
3rd-Down Pct	30%	40%
4TH-DOWN Conversions	7/12	12/16
4th-Down Pct	58%	75%
SACKS BY-Yards	12-60	13-97
MISC YARDS	33	0
TOUCHDOWNS SCORED	20	25
FIELD GOALS-ATTEMPTS	4-7	8-11
ON-SIDE KICKS	0-2	0-0
RED-ZONE SCORES	(17-20) 85%	(20-26) 77%
RED-ZONE TOUCHDOWNS	(14-20) 70%	(12-26) 46%
PAT-ATTEMPTS	(18-18) 100%	(22-23) 96%
ATTENDANCE	212500	62923
Games/Avg Per Game	4/53125	2/31462
Neutral Site Games		0/0

Score by Quarters	1st	2nd	3rd	4th	OT	Total
North Carolina	28	59	35	30	0	152
Opponents	31	46	51	70	0	198

2017 North Carolina Football
North Carolina Overall Individual Statistics (as of Oct 07, 2017)
All games

Rushing	gp	att	gain	loss	net	avg	td	lg	avg/g
Jordon Brown	6	65	316	19	297	4.6	3	23	49.5
Michael Carter	6	48	240	9	231	4.8	5	47	38.5
Chazz Surratt	6	69	313	134	179	2.6	4	56	29.8
Johnathon Sutton	3	9	50	0	50	5.6	0	15	16.7
Brandon Harris	4	12	44	15	29	2.4	0	12	7.2
Dazz Newsome	3	1	11	0	11	11.0	0	11	3.7
Anthony Ratliff	6	1	1	0	1	1.0	0	1	0.2
Total	6	205	975	177	798	3.9	12	56	133.0
Opponents	6	280	1568	118	1450	5.2	11	74	241.7

Passing	gp	effic	comp-att-int	pct	yds	td	lg	avg/g
Chazz Surratt	6	124.60	100-170-3	58.8	1167	6	54	194.5
Brandon Harris	4	105.91	24-42-3	57.1	276	1	27	69.0
Austin Proehl	4	0.00	0-1-0	0.0	0	0	0	0.0
TEAM	2	0.00	0-1-0	0.0	0	0	0	0.0
Total	6	119.77	124-214-6	57.9	1443	7	54	240.5
Opponents	6	134.65	103-184-5	56.0	1371	12	75	228.5

Receiving	gp	no.	yds	avg	td	lg	avg/g
Jordon Brown	6	20	125	6.2	0	27	20.8
Jordan Cunningham	6	18	230	12.8	0	48	38.3
Austin Proehl	4	16	270	16.9	1	47	67.5
Anthony Ratliff	6	16	256	16.0	2	45	42.7
Brandon Fritts	5	12	84	7.0	2	17	16.8
Thomas Jackson	3	7	97	13.9	2	37	32.3
Roscoe Johnson	6	7	82	11.7	0	24	13.7
Carl Tucker	4	6	100	16.7	0	34	25.0
Jake Bargas	5	5	40	8.0	0	23	8.0
Josh Cabrera	4	5	23	4.6	0	10	5.8
Dazz Newsome	3	3	66	22.0	0	54	22.0
Michael Carter	6	3	9	3.0	0	5	1.5
Beau Corrales	4	2	19	9.5	0	12	4.8
Juval Mollette	4	2	19	9.5	0	12	4.8
Devin Perry	5	1	16	16.0	0	16	3.2
Mason Veal	3	1	7	7.0	0	7	2.3
Total	6	124	1443	11.6	7	54	240.5
Opponents	6	103	1371	13.3	12	75	228.5

Punt Returns	no.	yds	avg	td	lg
M.J. Stewart	7	68	9.7	0	20
Austin Proehl	4	32	8.0	0	17
Rontavius Groves	1	7	7.0	0	7
Total	12	107	8.9	0	20
Opponents	12	105	8.8	0	23

Interceptions	no.	yds	avg	td	lg
Myles Dorn	2	2	1.0	0	2
Myles Wolfolk	1	0	0.0	0	0
Donnie Miles	1	0	0.0	0	0
Andre Smith	1	73	73.0	0	73
Total	5	75	15.0	0	73
Opponents	6	131	21.8	1	61

Kick Returns	no.	yds	avg	td	lg
Anthony Ratliff	20	558	27.9	1	94
Allen Cater	2	18	9.0	0	12
M.J. Stewart	1	23	23.0	0	23
Hunter Crafford	1	11	11.0	0	11
Michael Carter	1	14	14.0	0	14
Total	25	624	25.0	1	94
Opponents	17	377	22.2	1	100

Fumble Returns	no.	yds	avg	td	lg
Total	0	0	0.0	0	0
Opponents	1	16	16.0	0	16

2017 North Carolina Football
North Carolina Overall Individual Statistics (as of Oct 07, 2017)
All games

Scoring	td	fg	PAT				dxp	saf	pts
			kick	rush	rcv	pass			
Michael Carter	5	-	-	-	-	-	-	-	30
Freeman Jones	-	4-7	18-18	-	-	-	-	-	30
Chazz Surratt	4	-	-	-	-	-	-	-	24
Anthony Ratliff	3	-	-	-	-	-	-	-	18
Jordon Brown	3	-	-	-	-	-	-	-	18
Brandon Fritts	2	-	-	-	-	-	-	-	12
Thomas Jackson	2	-	-	-	-	-	-	-	12
Austin Proehl	1	-	-	-	-	-	-	-	6
Manny Miles	-	-	-	1-1	-	-	-	-	2
Total	20	4-7	18-18	1-1	-	-	-	-	152
Opponents	25	8-11	22-23	-	-	0-2	-	1	198

Total Offense	g	plays	rush	pass	total	avg/g
Chazz Surratt	6	239	179	1167	1346	224.3
Brandon Harris	4	54	29	276	305	76.2
Jordon Brown	6	65	297	0	297	49.5
Michael Carter	6	48	231	0	231	38.5
Johnathon Sutton	3	9	50	0	50	16.7
Dazz Newsome	3	1	11	0	11	3.7
Anthony Ratliff	6	1	1	0	1	0.2
Total	6	419	798	1443	2241	373.5
Opponents	6	464	1450	1371	2821	470.2

Field Goals	fg	pct.	01-19	20-29	30-39	40-49	50-99	lg	blk
Freeman Jones	4-7	57.1	0-0	0-0	4-4	0-2	0-1	39	0

FG Sequence	North Carolina	Opponents
California	(39),45	45
Louisville	-	(37),(19)
Old Dominion	(35)	26,(48)
Duke	(34)	(27),24,(24)
Georgia Tech	40,52	(21),(25)
Notre Dame	(34)	(29)

Punting	no.	yds	avg	lg	tb	fc	i20	50+	blk
Tom Sheldon	32	1485	46.4	66	2	13	13	8	0
Hunter Lent	6	277	46.2	60	0	0	1	3	0
Total	38	1762	46.4	66	2	13	14	11	0
Opponents	29	1261	43.5	57	2	10	5	7	0

Kickoffs	no.	yds	avg	tb	ob	retn	net	ydln
Freeman Jones	28	1744	62.3	10	1			
Total	28	1744	62.3	10	1	22.2	39.9	25
Opponents	39	2391	61.3	14	0	25.0	36.3	28

Numbers in (parentheses) indicate field goal was made.

2017 North Carolina Football
North Carolina Overall Individual Statistics (as of Oct 07, 2017)
All games

All Purpose	g	rush	rcv	pr	kr	ir	total	avg/g
Anthony Ratliff	6	1	256	0	558	0	815	135.8
Jordon Brown	6	297	125	0	0	0	422	70.3
Austin Proehl	4	0	270	32	0	0	302	75.5
Michael Carter	6	231	9	0	14	0	254	42.3
Jordan Cunning	6	0	230	0	0	0	230	38.3
Chazz Surratt	6	179	0	0	0	0	179	29.8
Carl Tucker	4	0	100	0	0	0	100	25.0
Thomas Jackso	3	0	97	0	0	0	97	32.3
M.J. Stewart	6	0	0	68	23	0	91	15.2
Brandon Fritts	5	0	84	0	0	0	84	16.8
Roscoe Johnson	6	0	82	0	0	0	82	13.7
Dazz Newsome	3	11	66	0	0	0	77	25.7
Andre Smith	2	0	0	0	0	73	73	36.5
Johnathon Sutto	3	50	0	0	0	0	50	16.7
Jake Bargas	5	0	40	0	0	0	40	8.0
Brandon Harris	4	29	0	0	0	0	29	7.2
Josh Cabrera	4	0	23	0	0	0	23	5.8
Juval Mollette	4	0	19	0	0	0	19	4.8
Beau Corrales	4	0	19	0	0	0	19	4.8
Allen Cater	6	0	0	0	18	0	18	3.0
Devin Perry	5	0	16	0	0	0	16	3.2
Hunter Crafford	4	0	0	0	11	0	11	2.8
Mason Veal	3	0	7	0	0	0	7	2.3
Rontavius Grove	1	0	0	7	0	0	7	7.0
Myles Dorn	6	0	0	0	0	2	2	0.3
Total	6	798	1443	107	624	75	3047	507.8
Opponents	6	1450	1371	105	377	131	3434	572.3

2017 North Carolina Football
North Carolina Overall Defensive Statistics (as of Oct 07, 2017)
All games

#	Defensive Leaders	gp	Tackles				Sacks no-yds	Pass defense			Fumbles		blkd		
			ua	a	tot	tfl/yds		int-yds	brup	qbh	rcv-yds	ff	kick	saf	
36	Cole Holcomb	6	25	29	54	2.0-4	.	.	.	3	1-0
23	Cayson Collins	6	34	15	49	3.5-8	2.0-7	.	1
15	Donnie Miles	6	24	13	37	0.5-1	.	1-0	1	.	.	1	.	.	.
1	Myles Dorn	6	19	16	35	1.0-2	.	2-2	3	1	1-0	1	.	.	.
53	Malik Carney	6	13	13	26	7.0-20	2.5-5	.	.	3
6	M.J. Stewart	6	17	5	22	4.0-20	2.0-16	.	6	1
10	Andre Smith	2	10	11	21	0.5-0	.	1-73	1
17	Dajaun Drennon	6	13	8	21	1.5-2	.	.	.	6
7	Jonathan Smith	6	9	10	19	1.0-1
49	Jeremiah Clarke	6	9	8	17	1.0-2	.	.	1	3
25	Ayden Bonilla	6	10	6	16
92	Aaron Crawford	6	8	8	16	2.0-9	1.5-8	.	.	5
55	Jason Strowbridge	6	4	11	15	1.0-5	1.0-5	.	.	2	.	1	1	.	.
12	Tomon Fox	6	7	4	11	1.0-7	1.0-7	.	1	2
9	K.J. Sails	6	9	2	11	.	.	.	6
10	Myles Wolfolk	4	9	2	11	.	.	1-0	2
97	Jalen Dalton	4	6	5	11	5.5-15	1.0-5	.	.	3
5	Patrice Rene	5	6	5	11	1.0-1
29	J.K. Britt	6	4	2	6	.	.	.	1	.	1-0
90	Jordon Riley	2	3	3	6	1
42	Tyrone Hopper	4	4	1	5	1.0-7	1.0-7	.	.	1	.	1	.	.	.
24	Malik Robinson	6	2	3	5
4	Allen Artis	6	3	2	5
18	Corey Bell Jr.	3	3	2	5	0.5-2
33	Allen Cater	6	2	2	4	1.0-7	.	.	1	.	.	1	.	.	.
31	Tre Shaw	6	2	2	4
95	Tyler Powell	2	1	2	3	1	.	.
3	Dominique Ross	4	2	1	3
61	Tommy Bancroft	6	1	2	3
30	Hunter Crafford	4	1	1	2
92	Tolson Jeffrey	1	1	.	1
83	Juval Mollette	4	1	.	1
82	Brandon Fritts	5	1	.	1
10	Chazz Surratt	6	1	.	1
18	Jordan Cunningham	6	1	.	1
1	Anthony Ratliff	6	1	.	1	1-0
Total		6	266	194	460	35-113	12-60	5-75	24	31	4-0	5	2	.	.
Opponents		6	246	154	400	36-152	13-97	6-131	25	23	4-16	4	.	1	.

2017 North Carolina Football
North Carolina Red-Zone Results (as of Oct 07, 2017)
All games

North Carolina Inside Opponent Red-Zone

Date	Opponent	Score	Times	Times	Total		Rush	Pass	FGs	Failed to score inside RZ					
			In RZ	Scored	Pts	TDs	TDs	TDs	Made	FGA	Down	Int	Fumb	Half	Game
Sep 02, 2017	CALIFORNIA	L 30-35	4	4	27	4	3	1	0	0	0	0	0	0	0
Sep 09, 2017	LOUISVILLE	L 35-47	4	3	21	3	1	2	0	0	1	0	0	0	0
Sep 16, 2017	at Old Dominion	W 53-23	7	7	46	6	6	0	1	0	0	0	0	0	0
Sep 23, 2017	DUKE	L 17-27	2	1	3	0	0	0	1	0	1	0	0	0	0
Sep 30, 2017	at Georgia Tech	L 7-33	1	1	7	1	1	0	0	0	0	0	0	0	0
Oct 07, 2017	NOTRE DAME	L 10-33	2	1	3	0	0	0	1	0	0	0	1	0	0
Totals			20	17	107	14	11	3	3	0	2	0	1	0	0
17 of 20 (85.0%)															

Opponents Inside North Carolina Red-Zone

			Times	Times	Total		Rush	Pass	FGs	Failed to score inside RZ					
Date	Opponent	Score	In RZ	Scored	Pts	TDs	TDs	TDs	Made	FGA	Down	Int	Fumb	Half	Game
Sep 02, 2017	CALIFORNIA	L 30-35	3	3	21	3	1	2	0	0	0	0	0	0	0
Sep 09, 2017	LOUISVILLE	L 35-47	5	5	26	3	2	1	2	0	0	0	0	0	0
Sep 16, 2017	at Old Dominion	W 53-23	4	2	9	1	0	1	1	1	0	0	1	0	0
Sep 23, 2017	DUKE	L 17-27	4	3	13	1	1	0	2	1	0	0	0	0	0
Sep 30, 2017	at Georgia Tech	L 7-33	6	5	26	3	2	1	2	0	0	0	1	0	0
Oct 07, 2017	NOTRE DAME	L 10-33	4	2	10	1	0	1	1	0	0	1	0	1	0
Totals			26	20	105	12	6	6	8	2	0	1	2	1	0
20 of 26 (76.9%)															

2017 North Carolina Football
North Carolina Team Game-by-Game (as of Oct 07, 2017)
All games

TEAM STATISTICS

Date	Opponent	Rushing				Receiving				Passing				Kick Returns				Punt Returns				tot off
		no.	yds	td	lg	no.	yds	td	lg	cmp-att-int	yds	td	lg	no.	yds	td	lg	no.	yds	td	lg	
Sep 02	CALIFORNIA	45	219	3	47	25	221	1	22	25-44-2	221	1	22	3	68	0	25	1	17	0	17	440
Sep 09	LOUISVILLE	23	17	1	7	29	384	3	54	29-38-0	384	3	54	7	219	1	94	0	0	0	0	401
Sep 16	at Old Dominion	50	252	6	23	16	259	1	48	16-26-0	259	1	48	4	89	0	26	2	15	0	15	511
Sep 23	DUKE	33	118	1	56	17	259	1	47	17-32-1	259	1	47	4	87	0	24	3	7	0	7	377
Sep 30	at Georgia Tech	26	106	1	15	18	141	0	34	18-32-2	141	0	34	5	125	0	40	2	23	0	13	247
Oct 07	NOTRE DAME	28	86	0	16	19	179	1	25	19-42-1	179	1	25	2	36	0	24	4	45	0	20	265
North Carolina		205	798	12	56	124	1443	7	54	124-214-6	1443	7	54	25	624	1	94	12	107	0	20	2241
		280	1450	11	74	103	1371	12	75	103-184-5	1371	12	75	17	377	1	100	12	105	0	23	2821

Games: 6 • Avg/rush: 3.9 • Avg/catch: 11.6 • Pass effic: 119.77 • KR avg: 25.0 • PR avg: 8.9 • All purpose avg/game: 507.8 • Total offense avg/gm: 373.5

		Tackles				Sacks	Fumble		Pass Defense			blkd	PAT Attempts			off		
Date	Opponent	ua	a	total	tfl-yds	no-yds	ff	fr-yds	int-yds	qbh	brup	kick	kick	rush	rcv	saf	t/o	pts
Sep 02	CALIFORNIA	34	38	72	6.0-10	1.0-1	0	0-0	2-73	3	4	0	3-3	0	0	0	14	30
Sep 09	LOUISVILLE	44	36	80	7.0-18	2.0-7	0	0-0	0-0	7	2	0	5-5	0	0	0	0	35
Sep 16	at Old Dominion	36	30	66	8.0-34	2.0-17	3	2-0	1-0	8	3	1	6-6	1	0	0	14	53
Sep 23	DUKE	39	36	75	4.0-19	3.0-17	0	0-0	0-0	5	7	1	2-2	0	0	0	0	17
Sep 30	at Georgia Tech	64	8	72	5.0-20	3.0-16	2	2-0	0-0	0	3	0	1-1	0	0	0	0	7
Oct 07	NOTRE DAME	49	46	95	5.0-12	1.0-2	0	0-0	2-2	8	5	0	1-1	0	0	0	7	10
North Carolina		266	194	460	35.0-113	12.0-60	5	4-0	5-75	31	24	2	18-18	1	0	0	35	152
		246	154	400	36.0-152	13.0-97	4	4-16	6-131	23	25	0	22-23	0	0	1	17	198

		Punting									Field Goals			Kickoffs				
Date	Opponent	no.	yds	avg	long	blkd	tb	fc	50+	i20	md-att	long	blkd	no.	yds	avg	tb	ob
Sep 02	CALIFORNIA	4	166	41.5	44	0	0	3	0	1	1-2	39	0	5	314	62.8	2	0
Sep 09	LOUISVILLE	4	214	53.5	66	0	0	0	2	3	0-0	0	0	5	316	63.2	3	1
Sep 16	at Old Dominion	7	304	43.4	57	0	0	3	1	3	1-1	35	0	9	555	61.7	2	0
Sep 23	DUKE	8	361	45.1	62	0	0	3	1	2	1-1	34	0	4	224	56.0	2	0
Sep 30	at Georgia Tech	6	281	46.8	61	0	1	3	1	2	0-2	0	0	1	65	65.0	0	0
Oct 07	NOTRE DAME	9	436	48.4	60	0	1	1	6	3	1-1	34	0	4	270	67.5	1	0
North Carolina		38	1762	46.4	66	0	2	13	11	14	4-7	39	0	28	1744	62.3	10	1
		29	1261	43.5	57	0	2	10	7	5	8-11	48	2	39	2391	61.3	14	0

2017 North Carolina Football
North Carolina Opponent Game-by-Game (as of Oct 07, 2017)
All games

OPPONENT STATISTICS

Date	Opponent	Rushing				Receiving				Passing				Kick Returns				Punt Returns				tot off
		no.	yds	td	lg	no.	yds	td	lg	cmp-att-int	yds	td	lg	no.	yds	td	lg	no.	yds	td	lg	
Sep 02	CALIFORNIA	35	106	1	12	24	363	4	67	24-38-2	363	4	67	3	50	0	20	0	0	0	0	469
Sep 09	LOUISVILLE	44	312	3	74	25	393	3	75	25-39-0	393	3	75	2	35	0	23	1	8	0	8	705
Sep 16	at Old Dominion	33	102	0	27	14	214	2	71	14-32-1	214	2	71	7	203	1	100	4	38	0	17	316
Sep 23	DUKE	45	186	1	38	18	202	1	45	18-34-0	202	1	45	1	9	0	9	2	19	0	11	388
Sep 30	at Georgia Tech	66	403	3	65	5	53	1	16	5-10-0	53	1	16	1	17	0	17	1	-4	0	0	456
Oct 07	NOTRE DAME	57	341	3	73	17	146	1	23	17-31-2	146	1	23	3	63	0	26	4	44	0	23	487
Opponents		280	1450	11	74	103	1371	12	75	103-184-5	1371	12	75	17	377	1	100	12	105	0	23	2821
		205	798	12	56	124	1443	7	54	124-214-6	1443	7	54	25	624	1	94	12	107	0	20	2241

Games: 6 • Avg/rush: 5.2 • Avg/catch: 13.3 • Pass effic: 134.65 • KR avg: 22.2 • PR avg: 8.8 • All purpose avg/game: 572.3 • Total offense avg/gm: 470.2

		Tackles				Sacks	Fumble		Pass Defense			blkd	PAT Attempts			off		
Date	Opponent	ua	a	total	tfl-yds	no-yds	ff	fr-yds	int-yds	qbh	brup	kick	kick	rush	rcv	saf	t/o	pts
Sep 02	CALIFORNIA	46	46	92	4.0-14	2.0-10	1	1-0	2-42	4	4	0	5-5	0	0	0	0	35
Sep 09	LOUISVILLE	40	22	62	6.0-31	2.0-25	2	0-0	0-0	0	3	0	5-5	0	0	0	0	47
Sep 16	at Old Dominion	42	32	74	7.0-22	1.0-7	0	1-0	0-0	1	3	0	2-2	0	0	0	0	23
Sep 23	DUKE	37	32	69	11.0-45	4.0-25	0	0-0	1-61	5	5	0	3-3	0	0	0	7	27
Sep 30	at Georgia Tech	47	0	47	3.0-15	2.0-11	0	0-0	2-23	2	3	0	3-4	0	0	0	7	33
Oct 07	NOTRE DAME	34	22	56	5.0-25	2.0-19	1	2-16	1-5	11	7	0	4-4	0	0	1	3	33
Opponents		246	154	400	36.0-152	13.0-97	4	4-16	6-131	23	25	0	22-23	0	0	1	17	198
		266	194	460	35.0-113	12.0-60	5	4-0	5-75	31	24	2	18-18	1	0	0	35	152

		Punting									Field Goals			Kickoffs				
Date	Opponent	no.	yds	avg	long	blkd	tb	fc	50+	i20	md-att	long	blkd	no.	yds	avg	tb	ob
Sep 02	CALIFORNIA	5	221	44.2	57	0	0	2	1	1	0-1	0	0	6	388	64.7	3	0
Sep 09	LOUISVILLE	1	36	36.0	36	0	0	1	0	1	2-2	37	0	9	515	57.2	2	0
Sep 16	at Old Dominion	8	314	39.2	50	0	0	5	1	0	1-2	48	1	5	318	63.6	1	0
Sep 23	DUKE	6	248	41.3	48	0	1	1	0	1	2-3	27	1	6	387	64.5	2	0
Sep 30	at Georgia Tech	3	142	47.3	53	0	0	1	2	0	2-2	25	0	7	419	59.9	2	0
Oct 07	NOTRE DAME	6	300	50.0	57	0	1	0	3	2	1-1	29	0	6	364	60.7	4	0
Opponents		29	1261	43.5	57	0	2	10	7	5	8-11	48	2	39	2391	61.3	14	0
		38	1762	46.4	66	0	2	13	11	14	4-7	39	0	28	1744	62.3	10	1