



# BOISE STATE™

## FOOTBALL

### BOISE STATE MEDIA RELATIONS

1910 University Dr.; Boise, ID 83725

Joe Nickell, Associate AD/Communications // joenickell@boisestate.edu

Aaron Juarez, Associate SID // aaronjuarez@boisestate.edu

### 2017 SCHEDULE / RESULTS

DATE	OPPONENT	TV	TIME/RESULT
<b>Sept. 2 (SAT)</b>	<b>TROY</b>	<b>ESPNU</b>	<b>W, 24-13</b>
Sept. 9 (SAT)	@ Washington State	ESPN	L, 47-44 (3OT)
<b>Sept. 14 (THUR)</b>	<b>NEW MEXICO*</b>	<b>ESPN</b>	<b>W, 28-14</b>
<b>Sept. 22 (FRI)</b>	<b>VIRGINIA</b>	<b>ESPN2</b>	<b>6 p.m.</b>
Oct. 6 (FRI)	@ BYU	ESPN	8:15 p.m.
Oct. 14 (SAT)	@ San Diego State*	CBS SN	8:15 p.m.
<b>Oct. 21 (SAT)</b>	<b>WYOMING*</b>	<b>ESPN Networks</b>	<b>TBA</b>
Oct. 28 (SAT)	@ Utah State*	CBS SN	8 p.m.
<b>Nov. 4 (SAT)</b>	<b>NEVADA*</b>	<b>ESPN Networks</b>	<b>TBA</b>
Nov. 11 (SAT)	@ Colorado State*	CBS SN	8:30 p.m.
<b>Nov. 18 (SAT)</b>	<b>AIR FORCE*</b>	<b>ESPN Networks</b>	<b>TBA</b>
Nov. 25 (SAT)	@ Fresno State*	CBS SN	1:30 p.m.

HOME GAMES IN BOLD | \* - Denotes Mountain West Game

### TABLE OF CONTENTS

2	..... Weekly Schedule / Notes /
	..... Quick Facts
3	..... National Polls / Poll Notes
4	..... National Rankings
5	.. MW Standings / MW Schedule
6	..... Opponent Schedules /
	..... Future Schedules
7	..... Depth Chart
8	..... Game Notes / Lyle Smith
9	.... Game Notes / The Hammer
10	.. Game Notes / Drive Summary
11	.. Game Notes / Explosive Plays
12	..... Game Notes /
	..... Broncos in the NFL
13	..... Game Notes /
	..... Bronco Radio Network
14	..... Game Notes / Debuts
15	Game Notes / 2017 Watch Lists
16	..... Individual Notes /
	..... Sacks for Hunger
17	.... Individual Notes / Captains
18	..... Uniforms
19	.... Head Coach Bryan Harsin
20	.... Bronco Assistant Coaches
21	.. Autonomous Five Comparison
22	..... Statistical Comparison
23	..... Starters / Participation
24	..... Ranking History
25	..... Non-Saturday Games
26	.... Nationally Televised Games
27	.. The Blue / Albertsons Stadium
28	..... Blocked Kicks /
29-31	..... The Last Time
32-33	.....
	.. 2017 Game-by-Game Summaries
34-35	.... Rosters / Pronunciation
36-41	..... 2017 Statistics

### BRONCO GAME NOTES

### GAME 4 | VIRGINIA

#### BOISE STATE

.....2-1

VS.

#### VIRGINIA

.....2-1

**DATE:** ..... Friday, Sept. 22

**TIME:** ..... 6 p.m. (MT)

**LOCATION:** ..... Boise, Idaho

**STADIUM:** ... Albertsons Stadium

**CAPACITY:** ..... 36,387

**TV:** ..... ESPN2

..... Adam Amin (Play-by-Play)

..... Dusty Dvoracek (Analyst)

..... Molly McGrath (Sidelines)

**RADIO:** ... Bronco Radio Network

..... Bob Behler (Play-by-Play)

..... Pete Cavender (Analyst)

**THE GAME:** The Boise State football team (2-1) will host a regular-season game against a school from the Atlantic Coast Conference for the first time in school history Friday, squaring off against Virginia (2-1) at Albertsons Stadium. Kick is set for 6 p.m., and the game will be nationally televised on ESPN2.

**SERIES HISTORY:** The schools have met once previously, a 56-14 Boise State victory at Virginia, Sept. 25, 2015, in quarterback Brett Rypien's first-career start.

**NON-SATURDAY GAMES:** Boise State is 54-16 all-time in non-Saturday games, including a mark of 46-10 during the regular season. On Fridays, Boise State is 29-10 all-time, including a 29-8 mark during the regular season.

## THIS WEEK'S SCHEDULE

SUN 17	MON 18	TUE 19	WED 20	THU 21	FRI 22	SAT 23
	11:30 a.m. Harsin <i>Team Room</i>	12:30 PM Players <i>Lounge</i>	12:30 PM Players <i>Lounge</i>		6 PM New Mexico <i>(ESPN)</i>	
	Noon Coordinators <i>Team Room</i>	3:05-5:05 PM Practice <i>(Limited)</i>	2:45 Harsin <i>On-field</i>		Harsin/ Players Following Game	
	3:10-5:10 PM Practice <i>(Limited)</i>		2:55-4:20 PM Practice <i>(Closed)</i>			

### QUICK FACTS

**Location:** . . . . . Boise, Idaho  
**Founded:** . . . . . 1932  
**Enrollment:** . . . . . 23,886  
**Nickname:** . . . . . Broncos  
**Colors:** . . . . . Blue and Orange  
**Stadium:** . . . . . Albertsons Stadium  
. . . . . (36,387)  
**Surface:** . . . . . Blue Field Turf  
**Conference:** . . . . . Mountain West  
**President:** . . . . . Dr. Robert Kustra  
**Athletic Director:** . . . . . Curt Apsey  
**Head Coach:** . . . . . Bryan Harsin  
**Record at Boise State:**  
. . . . . 33-10, 4th Year  
**Overall Record:** . . . 40-15, 5th Year

#### Associate AD/Communications

. . . . . Joe Nickell  
Cell: . . . . . (208) 631-5483  
E-mail: . joenickell@boisestate.edu

#### Associate SID

. . . . . Aaron Juarez  
Cell: . . . . . (208) 982-0040  
E-mail:  
. . . . . aaronjuarez@boisestate.edu

### BRONCO GAME NOTES

**VS THE ACC:** Boise State is 2-1 all-time against the ACC, with wins against Virginia Tech (33-30; Sept. 6, 2010) and Virginia (56-14; Sept. 25, 2015) in the last two meetings. The only loss to the league came in the 2005 MPC Computers Bowl, where the Broncos fell to Boston College (27-21; Dec. 28) on The Blue.

**HOME WINNING STREAK:** Boise State has won eight-consecutive home games, tied for the sixth-longest streak in the nation. Houston (16), Alabama (14), USC (12), Michigan (10) and Penn State (10) boast longer streaks than the Broncos, whose eight-game streak is tied with Colorado and Temple. The Broncos' last home loss came against Air Force, Nov. 20, 2015 (37-30).

**WITH EXTRA TIME:** The Broncos played the first game of this past week's national slate after being one of the final two teams on the field the week prior – a triple-overtime match-up with Washington State. With the quick turnaround last week comes some extra time to prepare for this week's tilt against Virginia. Under Bryan Harsin, Boise State is 13-5 with more than seven days between games, including season openers and bowl games. Within the regular season, Boise State is 8-3 in such games. The Broncos are also 2-1 in bowl games under Harsin and 3-1 in season openers.

**NONCONFERENCE HOME GAMES:** Boise State has won 24-consecutive nonconference home games heading into this Friday's contest against Virginia at Albertsons Stadium, with the last loss coming against Boston College in the 2005 MPC Computers Bowl (27-21), on Dec. 28, 2005. The Broncos haven't lost a nonconference home game during the regular season since 2001 (Washington State), a streak of 32-straight such victories.

## BRONCOS IN THE POLLS

**ONE OF THE VOTERS:** Boise State head coach Bryan Harsin is one of 65 voters in the 2017 Amway Coaches Poll.

### 15 YEARS IN THE RANKINGS:

Although the Broncos were not ranked to start the 2017 season, Boise State carries a streak of 15-consecutive years of being ranked for at least one week. The streak is tied with USC for the eighth-longest in the country. A look at the nation's 10-longest streaks can be found on page 19.

**PRESEASON RANKINGS:** Boise State did not open the 2017 season ranked in either the AP or Coaches Polls. However, historically, that seems to bode well for the Broncos. Over the course of the previous 15 seasons, Boise State did not open the season ranked in the preseason polls on seven occasions. In six of those years - 2002, 2003, 2004, 2006, 2008 and 2014 - the Broncos finished ranked. In two of those seasons (2006 and 2014), the Broncos capped their season with wins in the Fiesta Bowl. The only time during that stretch that Boise State did start or finish the year in the top 25 was in 2016, though the Broncos were ranked for nine games.

**SUCCESS WHEN RANKED:** Boise State has an all-time record of 100-15 (.870) when ranked in the top 25 of the AP and/or Coaches Polls. A complete history of the Broncos in the rankings can be found on page 23.

## ASSOCIATED PRESS POLL

(SEPT. 17, 2017)

Team	Record	Pts	Pvs.
1. Alabama (45)	3-0	1504	1
2. Clemson (15)	3-0	1446	3
3. Oklahoma (1)	3-0	1432	2
4. Penn State	3-0	1306	5
5. USC	3-0	1241	4
6. Oklahoma St	3-0	1154	9
7. Washington	3-0	1141	6
8. Michigan	3-0	1081	7
9. Wisconsin	3-0	1031	10
10. Ohio State	2-1	1015	8
11. Georgia	3-0	940	13
12. Florida State	0-1	922	11
13. Virginia Tech	3-0	730	16
14. Miami	1-0	606	17
15. Auburn	2-1	596	15
16. TCU	3-0	553	20
17. Mississippi St	3-0	532	NR
18. Wazzu	3-0	419	21
19. Louisville	2-1	356	14
20. Florida	1-1	308	24
21. South Florida	3-0	272	22
22. San Diego St	3-0	201	NR
23. Utah	3-0	194	NR
24. Oregon	3-0	158	NR
25. LSU	2-1	153	12

**Dropped from rankings:** Kansas State 18, Stanford 19, Tennessee 23, UCLA 25

**Others receiving votes:** West Virginia 114, Colorado 93, Maryland 84, Vanderbilt 83, Notre Dame 57, Memphis 21, California 19, Stanford 16, Kentucky 11, Duke 10, Kansas State 10, Tennessee 6, Texas Tech 4, Iowa 2, Wake Forest 2, Michigan State 1, Houston 1

## AMWAY COACHES POLL

(SEPT. 10, 2017)

Team	Record	Pts	Pvs.
1. Alabama (59)	3-0	1618	1
2. Clemson (6)	3-0	1535	2
3. Oklahoma	3-0	1505	3
4. Penn State	3-0	1364	5
5. USC	3-0	1348	4
6. Washington	3-0	1277	6
7. Oklahoma St	3-0	1219	8
8. Michigan	3-0	1171	7
9. Ohio State	2-1	1052	9
10. Wisconsin	3-0	1032	12
11. Florida State	0-1	985	10
12. Georgia	3-0	978	13
13. Virginia Tech	3-0	775	16
14. Miami	1-0	659	15
15. TCU	3-0	602	20
16. Auburn	2-1	555	17
17. South Florida	3-0	446	21
18. Wazzu	3-0	441	22
19. Mississippi St	3-0	412	NR
20. Louisville	2-1	382	14
21. Utah	3-0	324	24
22. Florida	1-1	312	25
23. LSU	2-1	243	11
24. Oregon	3-0	208	NR
25. San Diego St	3-0	141	NR

**Dropped from rankings:** Kansas State 18, Stanford 19, Tennessee 23

**Others receiving votes:** West Virginia 100, Vanderbilt 92, Colorado 84, Maryland 48, Kansas State 45, Memphis 36, Notre Dame 24, Kentucky 18, California 18, Minnesota 14, Stanford 11, NC State 9, Houston 9, Duke 8, Navy 7, Iowa 6, Tennessee 3, Appalachian State 2, Wake Forest 2, **Boise State 2**, Michigan State 2, Arkansas 1

### ALL-TIME WINNING PERCENTAGE

TEAM	W	L	T	PCT
1. Michigan	938	334	36	.731
2. Notre Dame	898	322	42	.728
3. <b>Boise State</b>	<b>429</b>	<b>163</b>	<b>2</b>	<b>.724</b>
4. Ohio State	888	323	53	.723
5. Oklahoma	875	321	53	.722
6. Alabama	881	327	43	.721
7. Texas	892	362	33	.706
8. USC	826	336	54	.701
9. Nebraska	890	374	40	.698
10. Penn State	870	385	41	.687
11. Florida State	532	245	17	.681
12. Tennessee	831	376	53	.681
13. LSU	779	409	47	.650
14. Georgia	798	418	54	.650
15. Ga. Southern	375	208	10	.641

### CONFERENCE WINNING % (SINCE 2000)

TEAM	RECORD	PCT
1. <b>Boise State</b>	<b>118-15</b>	<b>.887</b>
2. Ohio State	114-24	.826
3. Oklahoma	121-27	.818
4. Florida State	101-35	.743
5. Oregon	107-41	.723
USC	107-41	.723
7. TCU	100-39	.719
8. Florida	99-41	.707
9. Virginia Tech	94-41	.6963
10. Alabama	96-42	.6957
11. Texas	99-44	.692
12. LSU	95-44	.684
13. Georgia	94-45	.676
14. Louisville	83-44	.654
15. Wisconsin	88-49	.642

### HOME WINNING % (SINCE 2000)

TEAM	RECORD	PCT
1. <b>Boise State</b>	<b>104-6</b>	<b>.945</b>
2. Oklahoma	97-9	.915
3. Ohio State	108-14	.885
4. LSU	104-17	.860
5. Georgia	91-20	.820
6. TCU	85-19	.817
7. Oregon	92-21	.814
8. Florida	91-21	.813
9. Wisconsin	97-23	.808
10. USC	89-22	.802
11. Alabama	99-25	.798
12. Florida State	87-23	.791
13. Nebraska	96-26	.787
14. Virginia Tech	88-24	.786
15. Michigan	95-26	.785

### OVERALL WINNING % (SINCE 2000)

TEAM	RECORD	PCT
1. <b>Boise State</b>	<b>188-36</b>	<b>.839</b>
2. Ohio State	183-40	.821
3. Oklahoma	186-43	.812
4. LSU	169-53	.761
5. USC	167-56	.749
6. TCU	162-55	.747
7. Alabama	168-59	.740
8. Oregon	163-58	.738
9. Georgia	165-60	.733
10. Florida State	163-62	.724
11. Virginia Tech	163-65	.715
12. Texas	157-63	.714
13. Florida	157-65	.707
14. Wisconsin	159-67	.704
15. Louisville	148-70	.679

### HIGHEST-SCORING TEAMS (SINCE 2000)

TEAM	GMS	PTS	AVG
1. <b>Boise State</b>	<b>224</b>	<b>8,882</b>	<b>39.65</b>
2. Oregon	221	8,476	38.35
3. Oklahoma	229	8,642	37.74
4. Texas Tech	218	8,104	37.17
5. Texas	220	7,665	34.84
6. USC	223	7,601	34.08
7. TCU	217	7,317	33.72
8. Kansas State	219	7,215	32.95
9. Ohio State	223	7,242	32.48
10. Louisville	218	7,018	32.19

### WINS BY WEST COAST TEAMS (SINCE 2000)

TEAM	WINS
1. <b>Boise State</b>	<b>188</b>
2. USC	167
3. Oregon	163
4. Utah	145
5. BYU	141
6. Fresno State	124
Stanford	124
8. UCLA	120
9. Arizona State	117
10. Oregon State	116



## MOUNTAIN WEST STANDINGS

TEAM	MW	PCT	OVERALL	PCT
<b>MOUNTAIN</b>				
Boise State	1-0	1.000	2-1	.667
Air Force	--	--	1-1	.500
Colorado State	--	--	2-2	.500
Utah State	--	--	1-2	.333
Wyoming	--	--	1-2	.333
New Mexico	0-1	.000	1-2	.333
<b>WEST</b>				
San Diego State	--	--	3-0	1.000
Hawai'i	--	--	2-1	.667
UNLV	--	--	1-1	.500
Fresno State	--	--	1-2	.333
San Jose State	--	--	1-3	.250
Nevada	--	--	0-3	.000

## MOUNTAIN WEST SCHEDULE

### THIS WEEK

DATE	TV	TIME (MT)
------	----	-----------

**Sept. 22 (Friday)**  
Virginia @ Boise State      ESPN2      6 p.m.


**Sept. 23 (Saturday)**  
 UNLV @ Ohio State      BTN      10 a.m.  
 New Mexico @ Tulsa      ESPN3      11:30 a.m.  
 Nevada @ Washington State      PAC-12      4 p.m.  
 San Diego State @ Air Force\*      CBS SN      5 p.m.  
 Utah State @ San Jose State\*      Facebook      5:30 p.m.  
 Hawai'i @ Wyoming\*      ESPN2      8:15 p.m.

### LAST WEEK

DATE	RESULT
------	--------

**Sept. 14 (Thursday)**  
New Mexico @ Boise State\*      ESPN      BSU, 28-14

**Sept. 16 (Saturday)**  
 Air Force @ Michigan      BTN      UM, 29-13  
 Utah State @ Wake Forest      ACC      WF, 46-10  
 Idaho State @ Nevada      AT&T SN      ISU, 30-28  
 Oregon @ Wyoming      CBS SN      UO, 49-13  
 Colorado State @ Alabama      ESPN2      ALA, 41-23  
 Fresno State @ Washington      Pac-12      UW, 48-16  
 San Jose State @ Utah      ESPN2      UU, 54-16  
 Stanford @ San Diego State      CBS SN      SDSU, 20-17



## MOUNTAIN WEST SUCCESS

- IN THE PAST 13 YEARS, THE MOUNTAIN WEST HAS BEEN THE TOP GROUP OF 5 CONFERENCE EIGHT TIMES AND SECOND ON THREE OCCASIONS (COMPOSITE COMPUTER RANKINGS).
- THE MW OWNS THE THIRD-BEST WIN PERCENTAGE IN BOWL GAMES SINCE 2004, BEHIND ONLY THE SEC AND PAC-12 (56.5%, 39-30 RECORD).
- IN THE 18 SEASONS SINCE THE LEAGUE'S INCEPTION, THE MOUNTAIN WEST'S CHAMPION OR A CURRENT MW MEMBER HAS BEEN A BCS/CFP PARTICIPANT EIGHT TIMES.
- IN 2017, THE MW WILL PLAY THE 2ND-MOST NONCONFERENCE GAMES AGAINST 2016 AUTONOMOUS-5 BOWL TEAMS - 15. (C-USA 18; SUN BELT 13; MAC 9; AAC 8).
- BOISE STATE HAS BEEN NATIONALLY RANKED FOR AT LEAST ONE WEEK IN 15 CONSECUTIVE SEASONS (2002-16), AN ACTIVE STREAK THAT IS EIGHTH-LONGEST NATIONALLY AND THE LONGEST BY A GROUP OF 5 TEAM.

## FUTURE SCHEDULES

A look at Boise State's future nonconference schedules by year can be found below:

### 2017

..... TROY  
..... @ Washington State  
..... VIRGINIA  
..... @ BYU

### 2018

..... @ Troy  
..... CONNECTICUT  
..... @ Oklahoma State  
..... BYU

### 2019

..... @ Florida State  
..... MARSHALL  
..... @ BYU

### 2020

..... FLORIDA STATE  
..... @ Marshall  
..... BYU

### 2021

..... UTEP  
..... OKLAHOMA STATE  
..... @ BYU

### 2022

..... @ Oregon State  
..... MICHIGAN STATE  
..... @ UTEP  
..... BYU

### 2023

..... OREGON STATE  
..... RICE  
..... @ Michigan State  
..... @ BYU

### 2024

..... @ Rice  
..... CINCINNATI

### 2025

..... @ Cincinnati

## 2017 OPPONENT SCHEDULES

### TROY - Sept. 2

DATE	OPP	TIME (MT)
9/2	at Boise State	L, 24-13
9/9	ALABAMA STATE *	W, 34-7
9/16	at New Mexico State *	W, 27-24
9/23	AKRON	TBA
9/30	at LSU	TBA
10/11	SOUTH ALABAMA *	6 p.m.
10/21	at Georgia State *	TBA
10/28	GEORGIA SOUTHERN *	TBA
11/2	IDAHO *	7:15 p.m.
11/11	at Coastal Carolina	TBA
11/24	TEXAS STATE *	TBA
12/2	ARKANSAS STATE *	TBA

### at WASHINGTON STATE - Sept. 9

DATE	OPP	TIME (MT)
9/2	MONTANA STATE	W, 31-0
9/9	BOISE STATE	W, 47-44 (3OT)
9/16	OREGON STATE *	W, 52-23
9/23	NEVADA	TBA
9/29	USC *	8:30 p.m.
10/7	at Oregon *	TBA
10/13	at California *	8:30 p.m.
10/21	COLORADO *	TBA
10/28	at Arizona *	TBA
11/4	STANFORD *	TBA
11/11	at Utah *	TBA
11/25	at Washington *	TBA

### NEW MEXICO - Sept. 14

DATE	OPP	TIME (MT)
9/2	ABILENE CHRISTIAN	W, 38-14
9/9	NEW MEXICO STATE	L, 30-28
9/14	at Boise State *	L, 28-14
9/23	at Tulsa	TBA
9/30	AIR FORCE *	5 p.m.
10/14	at Fresno State *	TBA
10/20	COLORADO STATE *	8:15 p.m.
10/28	WYOMING *	TBA
11/4	UTAH STATE *	TBA
11/11	at Texas A&M	TBA
11/17	UNLV *	7:30 p.m.
11/24	at San Diego State *	1:30 p.m.

### VIRGINIA - Sept. 22

DATE	OPP	TIME (MT)
9/2	WILLIAM & MARY	W, 28-10
9/9	INDIANA	L, 34-17
9/16	CONNECTICUT	W, 38-18
9/22	at Boise State	6 p.m.
10/7	DUKE *	TBA
10/14	at North Carolina *	TBA
10/21	BOSTON COLLEGE *	TBA
10/28	at Pittsburgh *	TBA
11/4	GEORGIA TECH *	TBA
11/11	at Louisville *	TBA
11/18	at Miami (FL) *	TBA
11/24	VIRGINIA TECH *	TBA

### at BYU - Oct. 6

DATE	OPP	TIME (MT)
9/2	vs. LSU	L, 27-0
9/9	UTAH	L, 19-13
9/16	WISCONSIN	L, 40-6
9/29	at Utah State	6 p.m.
10/6	BOISE STATE	8:15 p.m.
10/14	at Mississippi State	TBA
10/21	at East Carolina	TBA
10/28	SAN JOSE STATE	TBA
11/4	at Fresno State	TBA
11/10	at UNLV	8:30 p.m.
11/18	UMASS	1 p.m.
11/25	at Hawai'i	1 p.m.

### at SAN DIEGO STATE - Oct. 14

DATE	OPP	TIME (MT)
9/2	UC DAVIS	W, 38-17
9/9	at Arizona State	W, 30-20
9/16	STANFORD	W, 20-17
9/23	at Air Force *	5 p.m.
9/30	NORTHERN ILLINOIS	8:30 p.m.
10/7	at UNLV *	TBA
10/14	BOISE STATE *	8:30 p.m.
10/21	FRESNO STATE *	8:30 p.m.
10/28	at Hawai'i *	TBA
11/4	at San Jose State *	TBA
11/18	NEVADA *	8:30 p.m.
11/24	NEW MEXICO *	1:30 p.m.

### WYOMING - Oct. 21

DATE	OPP	TIME (MT)
9/2	at Iowa	L, 24-3
9/9	GARDNER-WEBB	W, 27-0
9/16	OREGON	L, 49-13
9/23	HAWAII *	TBA
9/30	TEXAS STATE	TBA
10/14	at Utah State *	TBA
10/21	at Boise State *	TBA
10/28	NEW MEXICO *	TBA
11/4	COLORADO STATE *	5 p.m.
11/11	at Air Force *	TBA
11/18	FRESNO STATE *	TBA
11/25	at San Jose State *	TBA

### at UTAH STATE - Oct. 28

DATE	OPP	TIME (MT)
9/1	at Wisconsin	L, 59-10
9/7	IDAHO STATE	W, 51-13
9/16	at Wake Forest	L, 46-10
9/23	at San Jose State *	TBA
9/29	BYU	6 p.m.
10/7	COLORADO STATE *	TBA
10/14	WYOMING *	TBA
10/21	at UNLV *	TBA
10/28	BOISE STATE *	8 p.m.
11/4	at New Mexico *	TBA
11/18	HAWAII *	TBA
11/25	at Air Force *	TBA

### NEVADA - Nov. 4

DATE	OPP	TIME (MT)
9/2	at Northwestern	L, 31-10
9/9	TOLEDO	L, 37-24
9/16	IDAHO STATE	L, 30-28
9/23	at Washington State	TBA
9/30	at Fresno State *	TBA
10/7	HAWAII	8:30 p.m.
10/14	at Colorado State *	TBA
10/20	AIR FORCE *	7:30 p.m.
11/4	at Boise State *	TBA
11/11	SAN JOSE STATE *	TBA
11/18	at San Diego State *	8:30 p.m.
11/25	UNLV *	2 p.m.

### at COLORADO STATE - Nov. 11

DATE	OPP	TIME (MT)
8/26	OREGON STATE	W, 58-27
9/1	vs. Colorado	L, 17-3
9/9	ABILENE CHRISTIAN	W, 38-10
9/16	at Alabama	L, 41-23
9/30	at Hawai'i *	TBA
10/7	at Utah State *	TBA
10/14	NEVADA *	TBA
10/20	at New Mexico *	8:15 p.m.
10/28	AIR FORCE *	1 p.m.
11/4	at Wyoming *	5 p.m.
11/11	BOISE STATE *	8:30 p.m.
11/18	SAN JOSE STATE *	1:30 p.m.

### AIR FORCE - Nov. 18

DATE	OPP	TIME (MT)
9/2	VMI	W, 62-0
9/16	at Michigan	L, 29-13
9/23	SAN DIEGO STATE *	5 p.m.
9/30	at New Mexico *	5 p.m.
10/7	at Navy	1:30 p.m.
10/14	UNLV *	TBA
10/20	at Nevada *	7:30 p.m.
10/28	at Colorado State *	1 p.m.
11/4	ARMY	1:30 p.m.
11/11	WYOMING *	TBA
11/18	at Boise State *	TBA
11/25	UTAH STATE *	TBA

### at FRESNO STATE - Nov. 25

DATE	OPP	TIME (MT)
9/2	INCARNATE WORD	W, 66-0
9/9	at Alabama	L, 41-10
9/16	at Washington	L, 48-16
9/30	NEVADA *	TBA
10/7	at San Jose State *	TBA
10/14	NEW MEXICO *	TBA
10/21	at San Diego State *	8:30 p.m.
10/28	UNLV *	TBA
11/4	BYU	TBA
11/11	at Hawai'i *	TBA
11/18	at Wyoming *	TBA
11/25	BOISE STATE *	1:30 p.m.

## 2017 DEPTH CHART

### OFFENSE

<b>X</b>	1	Cedrick Wilson	SR	6-3	189
	9	Bryan Jefferson	RS-SO	5-11	193
	17	Austin Cottrell	SR	6-2	203
<b>H</b>	8	Sean Modster	RS-JR	5-11	196
	6	CT Thomas	FR	5-8	152
<b>Z</b>	7	A.J. Richardson	RS-JR	6-0	209
	82	Octavius Evans	FR	6-1	195
<b>LT</b>	76	Ezra Cleveland	RS-FR	6-6	296
	66	Isiah Moore	JR	6-4	275
<b>LG</b>	67	Garrett Larson	RS-SO	6-4	295
	52	Andrew Tercek	RS-SR	6-1	278
<b>C</b>	59	Mason Hampton	RS-SR	6-3	295
	71	Donte Harrington	RS-FR	6-3	295
<b>RG</b>	77	John Molchon	RS-SO	6-5	313
	79	Eric Quevedo	RS-SO	6-4	304
<b>RT</b>	74	Archie Lewis	RS-SR	6-3	299
	78	Andres Preciado	RS-JR	6-6	292
<b>TE</b>	88	Jake Roh	RS-SR	6-3	227
	87	Alec Dhaenens	RS-SR	6-3	246
	85	John Bates	RS-FR	6-6	253
	47	Matt Pistone	RS-SO	6-3	247
<b>QB</b>	4	Brett Rypien	JR	6-2	208
	3	Montell Cozart	RS-SR	6-1	205
	10	Chase Cord	FR	6-2	196
<b>RB</b>	22	Alexander Mattison	SO	5-11	208
	<b>OR</b> 21	Ryan Wolpin	RS-SR	5-8	195
	34	Robert Mahone	RS-FR	5-10	211

### DEFENSE

<b>DE</b>	91	Durrant Miles	JR	6-5	253
	93	Chase Hatada	SO	6-3	267
<b>OR</b>	45	Kayode Rufai	RS-FR	6-4	254
<b>NT</b>	98	Sonatane Lui	SO	6-1	305
	57	Emmanuel Fesili	SO	6-2	302
<b>DT</b>	55	David Moa	RS-JR	6-3	271
	90	Daniel Auelua	SR	6-2	298
<b>STUD</b>	53	Sam Whitney	RS-SO	6-2	231
	8	Jabril Frazier	RS-JR	6-4	243
<b>OR</b>	99	Curtis Weaver	RS-FR	6-3	252
<b>WLB</b>	38	Leighton Vander Esch	RS-JR	6-4	240
	44	Riley Whimpey	FR	6-1	212
<b>MLB</b>	58	Tyson Maeva	SO	6-0	214
	25	Benton Wickersham	FR	6-2	231
<b>SLB/N</b>	33	Gabe Perez	RS-SR	6-4	246
	9	Desmond Williams	RS-FR	5-11	201
<b>FCB</b>	27	Reid Harrison-Ducros	SO	5-10	180
	26	Avery Williams	RS-FR	5-9	194
<b>FS</b>	4	DeAndre Pierce	SO	5-11	174
	32	Jordan Happle	RS-FR	5-11	198
<b>BS</b>	10	Kekoa Nawahine	SO	6-2	199
	37	Cameron Hartsfield	RS-SR	5-10	197
<b>BCB</b>	14	Tyler Horton	JR	5-11	188
	15	Jalen Walker	RS-FR	6-0	172
<b>OR</b>	6	Michael Young	RS-JR	6-0	211

### SPECIALISTS

<b>K</b>	46	Joel Velazquez	RS-FR	6-0	228
	<b>OR</b> 96	Haden Hoggarth	RS-JR	6-0	198
<b>P</b>	46	Joel Velazquez	RS-FR	6-0	228
	<b>OR</b> 49	Quinn Skillin	RS-JR	6-4	185
<b>SNAP</b>	89	Brock Barr	RS-SR	6-3	204
	50	Nicholai Pitman	SO	5-11	230
<b>HOLD</b>	49	Quinn Skillin	RS-JR	6-4	185

<b>KO</b>	46	Joel Velazquez	RS-FR	6-0	228
<b>KR</b>	1	Cedrick Wilson	SR	6-3	189
	<b>OR</b> 26	Avery Williams	RS-FR	5-9	194
	21	Ryan Wolpin	RS-SR	5-8	195
<b>PR</b>	26	Avery Williams	RS-FR	5-9	194
	<b>OR</b> 1	Cedrick Wilson	SR	6-3	189



## LYLE SMITH



Lyle Smith, the "Father of Boise State Football," head football coach from 1947-67 and Boise State Athletics Director from 1967-81, passed away the morning of July 26, 2017, at the age of 101.

Smith came to Boise Junior College in 1946 as basketball coach and assistant football coach. In 1947, he became head coach of the BJC football program and didn't lose a game until his fourth season.

His 1958 team won the National Junior College championship.

Smith retired from coaching after the 1967 season. In his 20 years as the head football coach at BJC; he compiled a 156-25-6 record, a winning percentage of .842.

Smith continued to lead Boise State as AD until his retirement after the 1980-81 academic year. Smith guided Boise State's transition from a junior college power to a highly-successful NCAA Division I athletic program.

In his honor, a statue was erected at the southwest corner of Albertsons Stadium. He was present for its unveiling prior to the 2016 season.

## GAME NOTES

**THE HARSIN ERA:** The 2017 campaign marks Boise State's fourth under head coach Bryan Harsin, a former Bronco quarterback and assistant coach. Harsin, who is 33-10 over his Boise State tenure, led the Broncos to a record of 12-2 in his debut season (2014), which included the school's first outright Mountain West Championship since joining the league in 2011 and the school's third victory in the Fiesta Bowl. For his efforts in year one, Harsin was named a finalist for the Paul "Bear" Bryant National Coach of the Year Award, the Eddie Robinson National Coach of the Year Award and the Dodd Trophy, given annually by the Bobby Dodd Coach of the Year Foundation. In year two, the Broncos went 9-4 and defeated Northern Illinois 55-7 in the San Diego County Credit Union Poinsettia Bowl. And for the second-straight season, Harsin was named a midseason finalist for the Dodd Trophy, the only one from a non-Resource Five school.

Harsin was once again named to the Dodd Trophy's midseason list in 2016, as he guided the Broncos to a 7-0 start and a national ranking as high as 13th en route to a 10-3 finish.

**HEAD COACHES AT ALMA MATER:** Boise State's Bryan Harsin is one of only 21 head coaches in the country serving in the capacity at his alma mater. Of those coaches, five are in the Mountain West: Harsin, Air Force's Troy Calhoun, Hawai'i's Nick Rolovich, Fresno State's Jeff Tedford and Utah State's Matt Wells.

**COACHING CHANGES:** While technically not making a change in the offensive coordinator role for 2017, Boise State will enter its fourth -straight year of who has the final say in the booth. Zak Hill, who served as co-offensive coordinator with offensive line coach Scott Huff in 2016, takes sole possession of the role in 2017 after Huff's departure to Washington. Andy Avalos enters his second season as the team's defensive coordinator in 2017, in addition to overseeing the linebackers.

The Broncos feature two new faces on the coaching staff for the 2017 season, as Brad Bedell takes over as offensive line coach and Eric Kiesau takes on the wide receivers coach role. Bedell, who previously worked under Harsin at Arkansas State, in addition to stints at Colorado and Texas State, had most recently served as the assistant head coach and offensive line coach at Lamar, where he was hired in January following a season at Baylor.

Kiesau spent the 2016 season as offensive coordinator at Fresno State, and was the Bulldogs' interim head coach over the final four games of the season. Prior to joining Fresno State, Kiesau spent the 2015 season as an analyst for Alabama, helping the Crimson Tide to the national championship.

**NEW UNIFORMS:** The Boise State football team will unveil a new look for the 2017 season, the first time the Broncos have overhauled their Nike uniforms since 2011. Included in the new slate are blue, orange and white, and the jerseys feature new stripes on the sleeves and "Blue Collar" on the inside of the neck. The uniforms are from the Nike Vapor Untouchable line, with stretch woven material, a seamless front and shoulders and laser perforation fabric instead of mesh. The uniforms combine materials and science designed for speed and comfort for the players, based on four core principles - fit, durability, weight and core body temperature.

**LOADED SCHEDULE:** Boise State features eight opponents on its 2017 schedule that went to bowl games a year ago. Nationally, only 28 schools have more games this season against schools that were in bowl games at the conclusion of the 2016 season.

**AGAINST THE AUTONOMOUS FIVE:** Boise State will face two Autonomous Five teams in 2017, a season after going 2-1 against such programs in 2016. Last year, the Broncos defeated Washington State (31-28) and Oregon State (38-24) before falling to Baylor (31-12) in the Motel 6 Cactus Bowl.

This year, Boise State dropped a 47-44, triple-overtime decision at Washington State (Sept. 9), and welcomes Virginia to Albertsons Stadium this Friday.

The Broncos are 14-7 against schools from the Autonomous Five since the start of the 2006 season, and have won five of the past seven against such opposition. Boise State has also won 15 games against such schools since 2003, third-best among all Group of Five teams over that span (BYU and Navy are tied with 23 apiece). It should be noted that all seven of Boise State's losses to Autonomous Five schools since 2006 have come on the road or at a neutral site. Since notching its first victory over a Power Five school, a 34-16 win over Iowa State in the 2002 Humanitarian Bowl, Boise State is 16-11 all-time in games against Autonomous Five teams, and 16-23 overall.

**BOISE STATE'S BOWL STREAK AMONG BEST IN THE COUNTRY:** Boise State enters 2017 with a run of 15-consecutive bowl appearances, a streak which is tops among "Group of Five" schools and is surpassed by only five "Power Five" schools. Florida State, Georgia, LSU, Oklahoma and Virginia Tech have each played in at least 16-straight bowl games entering this season.



## THE HAMMER



Boise State awards The Hammer to the individual who makes the best special teams play the previous week, and that player leads the team out onto the field the following game.

Troy . . . . . Ryan Wolpin  
Washington State . . . . . Avery Williams  
New Mexico . . . . . Skyler Seibold  
Virginia . . . . .  
BYU . . . . .  
San Diego State . . . . .  
Wyoming . . . . .  
Utah State . . . . .  
Nevada . . . . .  
Colorado State . . . . .  
Air Force . . . . .  
Fresno State . . . . .

### PREVIOUS WINNERS ON THE 2017 ROSTER

**Alec Dhaenens**  
. . . . . San Jose State, 2016  
**Chase Hatada**  
. . . . . New Mexico, 2016  
**Alexander Mattison**  
. . . . . BYU, 2016  
. . . . . Wyoming, 2016  
**David Moa**  
. . . . . Utah State, 2016  
**Jake Roh**  
. . . . . San Jose State, 2015  
**Leighton Vander Esch**  
. . . . . UNLV, 2015

## GAME NOTES

**ANOTHER 10 WINS?:** Last season, the Broncos, at 10-3, posted their 14th 10-win season since joining Division I-A (now FBS) in 1996. It was also Boise State's second 10-win season in three years, along with a 12-2 finish in 2014. The Broncos had a run of seven-straight 10-win seasons, highlighted by undefeated campaigns in 2006 (13-0) and 2009 (14-0), from 2006-12.

**BOISE STATE RETURNS FOUR ALL-MOUNTAIN WEST PERFORMERS IN 2017:** Boise State had 15 players earn All-Mountain West honors in 2016, just four of which return in 2017. Quarterback Brett Rypien earned his second-straight nod to the All-Mountain West First Team, while nose tackle David Moa was recognized for the first time following his breakout campaign. The other two returning All-Mountain West selections are center Mason Hampton and wide receiver Cedrick Wilson, who were each named honorable mention.

**THREE BRONCOS NAMED PRESEASON ALL-MOUNTAIN WEST:** The Broncos had three players voted to the Preseason All-Mountain West Team at the start of the conference's football media days back on July 25.

Redshirt senior center Mason Hampton, a Mountain West Honorable Mention last year, was the lone Bronco voted by the conference's media contingent to the preseason all-conference offensive team. On the defensive side, redshirt junior defensive tackle David Moa, a first-team all-conference selection a year ago, was joined by junior cornerback Tyler Horton.

**BOISE STATE TABBED TO WIN MOUNTAIN DIVISION:** Boise State was picked to win the Mountain West's Mountain Division for the seventh consecutive year, the conference announced at the start of its football media days on July 25.

The Broncos received 21 of 28 first-place votes to top the six Mountain Division programs with 161 points. Colorado State got six first-place votes and 135 points to come second while Wyoming tallied the remaining first-place vote and came out with 114 points. Air Force (82 points), New Mexico (68) and Utah State (28) rounded out the division poll.

San Diego State was the unanimous pick to top the West Division, followed by Hawai'i (135), UNLV (105), Nevada (79), San Jose State (54) and Fresno State (47).

**SIX BRONCOS NAMED TO PRESEASON WATCH LISTS:** Six Broncos were named to the preseason watch lists for a total of 15 postseason awards and honors.

Quarterback Brett Rypien led the way with six selections: the Maxwell Award (national player of the year), Walter Camp Award (national player of the year), Davey O'Brien Award (top quarterback), Manning Award (top quarterback), Wuerffel Trophy (top player that best combines exemplary community service with athletic and academic achievement) and the Allstate AFCA Good Hands Team.

Defensive tackle David Moa was named to the watch lists for the Bednarik Award (defensive player of the year), Bronko Nagurski Trophy (top defensive player), Outland Trophy (top interior lineman) and the Polynesian College Football Player of the Year.

Wide receiver Cedrick Wilson was named a candidate for the Biletnikoff Award (top receiver), Paul Hornung Award (most versatile player) as well as a candidate for inclusion to the 2018 Reese's Senior Bowl.

Offensive tackle Archie Lewis was named to the Outland Trophy watch list as well as to the Reese's Senior Bowl watch list, while tight end Jake Roh was named a candidate for the Mackey Award (top tight end) and center Mason Hampton was named to the watch list for the Rimington Trophy (top center).

**PAC-12 SUCCESS:** Boise State went 2-0 against the Pac-12 last year with wins over Washington State and Oregon State. While Boise State is 11-14 overall against the Pac-12 after Sept. 9's loss at Washington State, which also snapped a four-game winning streak against the conference, the Broncos are 11-6 against the Pac-12 since 2004.

Boise State has now played a Pac-12 team away from Albertsons Stadium 16 times, with 13 of those meetings being true road games. The Broncos are 2-11 in those true road contests, with the only wins coming at Oregon (37-32 on Sept. 20, 2008) and at Oregon State (38-24 on Sept. 24, 2016).

**CONFERENCE RECORD:** Since 2000, Boise State is a national-best 118-15 (.887) in conference play. Since joining the FBS in 1996, the Broncos have played in three leagues: the Big West (1996-2000), WAC (2001-10) and Mountain West (2011-Present). Over the campaigns in those three conferences, the Broncos have posted an all-time record of 128-24 (.842). Boise State went 5-3 in Mountain West play in 2015, just the second time since 1998 - when Boise State went 2-3 in the Big West - that the Broncos lost three conference contests in a season. It was also just the fourth time since 2001 - Boise State's first year in the WAC - that the Broncos lost multiple conference games (also went 6-2 in WAC play in 2001).

## DRIVE SUMMARY

DRIVE YARDS	BOISE STATE TOTAL DRIVES	SCORING DRIVES
<0	3	
0-9	12	1
10-19	8	3
20-29	4	1
30-39	1	
40-49	3	3
50-59	4	3
60-69	1	
70-79	2	2
80-89		
90-99	1	1

### POSSESSIONS WITH PLAYS

INSIDE THE:		TD	FG
30-yd line	18	8	4
20-yd line	12	7	3
15-yd line	9	7	1
10-yd line	5	4	
5-yd line	3	2	

### RED ZONE

TD	FG
7-12	3-12
<b>.583</b>	<b>.250</b>

TOTAL: 10-12 (.833)

DRIVE YARDS	OPPONENT TOTAL DRIVES	SCORING DRIVES
<0	2	
0-9	14	
10-19	5	1
20-29	5	3
30-39	4	1
40-49	3	1
50-59	2	1
60-69	1	
70-79	3	3
80-89		
90-99		

### POSSESSIONS WITH PLAYS

INSIDE THE:		TD	FG
30-yd line	12	6	4
20-yd line	11	5	4
15-yd line	7	4	2
10-yd line	5	3	2
5-yd line	4	2	2

### RED ZONE

TD	FG
5-11	4-11
<b>.455</b>	<b>.364</b>

TOTAL: 9-11 (.818)

## GAME NOTES

**CONFERENCE CHAMPIONSHIPS:** The Broncos have played in four conferences all time, and have won multiple conference championships in each: six in the Big Sky (1970-95), two in the Big West (1996-2000), eight in the WAC (2001-10) and two in the MW (2011-Present).

**MW SUCCESS:** Since joining the Mountain West for the 2011 season, Boise State has lost just 10 conference games, with only two of those nine losses being by more than seven points. Outside of a 28-14 loss to Air Force (Sept. 27) in 2014 and a 52-26 loss at Utah State (Oct. 16) in 2015, the Broncos' other eight Mountain West losses have come by a combined 30 points. Boise State's four Mountain West losses from 2011-13 were by a combined seven points: TCU in 2011 (36-35); San Diego State in 2012 (21-19); Fresno State (41-40) and SDSU (34-31, OT) in 2013. Among current Mountain West teams, only Air Force (3-2) boasts a winning record over Boise State.

**AMONG THE GREATEST:** Boise State boasts the third-best all-time winning percentage amongst the Football Bowl Subdivision. The Broncos' all-time record at the four-year level entering the 2017 season is 428-163-2 (.723). Michigan is first on the all-time list (937-334-36; .731) with Notre Dame second (897-322-42; .728). For the complete top 15, see page four.

**ESTABLISHING A LEGACY:** The Broncos are the winningest football program in the country since 2000, with an overall record of 188-36 (.839). Ohio State (183-40; .821), Oklahoma (186-43; .812), LSU (169-53; .761) and USC (167-56; .749) round out the top five. For the complete top 15, see page four.

**ACADEMIC SUCCESS:** The Broncos were one of only five schools in the country to receive the NCAA's Public Recognition Award in football for ranking in the top-10 percent nationally in APR from 2010 through 2014. Joining the Broncos were Clemson, Duke, Northwestern and Rutgers. Additionally, the Broncos had three student-athletes honored by CoSIDA in 2016-17, as Mason Hampton was named to the CoSIDA Academic All-America First Team with Steven Baggett and Sean Wale each named to the second team. Boise State also had 31 team members named to the Fall 2016 Academic All-Mountain West list, marking the sixth-straight year in which Boise State has led the MW in all-academic selections.

### DEFENSE

**POWERED BY IDAHO:** Boise State's defense, which ranks 39th in the FBS through Sept. 16 (315.7 yards allowed per game), features among its many high-level performers a pair of Idaho natives who have gotten off to an impactful start in 2017.

Riggins native Leighton Vander Esch, one of three season-long Bronco captains, has become a force at linebacker, ranking fourth in the nation and leading the Broncos with 12.0 tackles per game (36 total). That total includes 3.0 sacks, in addition to an interception and two forced fumbles. After setting his career high with 16 tackles, along with a sack and a forced fumble at Washington State (Sept. 9), Vander Esch followed with 13 tackles, another forced fumble and his first interception of the season this past Thursday against New Mexico.

Meridian native Kekoa Nawahine, a sophomore safety, is an important piece in Boise State's young, fast, and aggressive secondary. This past Thursday, Nawahine assisted on four tackles, including one for loss, and scooped up Vander Esch's forced fumble and returned it 14 yards into Lobo territory, setting up Boise State's opening-drive touchdown. For the year, Nawahine has an interception and a fumble recovery to go with 20 tackles, tied for third on the team.

**PIERCE BRINGS THE HAMMER:** Another sophomore safety, DeAndre Pierce, has quickly turned heads with his hard hits and nose for the football. The son of nine-year NFL veteran Antonio Pierce (Washington, 2001-04; New York Giants, 2005-09), DeAndre was one of a group of Bronco freshmen to burn their redshirts in 2016, and in 2017 earned a starting spot in the secondary. Pierce has cemented his role in the secondary by ranking tied for third on the team in tackles (20), and leading the Broncos with 3.5 tackles-for-loss. This past Thursday against New Mexico, Pierce made a career-high 12 tackles (eight solo) with a game-high 2.5 tackles-for-loss.

**MAEVA STEPS UP:** Another young Bronco stepping up in 2017 is sophomore linebacker Tyson Maeva. After breaking into a starting spot late last season, Maeva has continued his roll in 2017, ranking second on the team with 26 tackles (16 solo) including a sack.

This past Thursday against New Mexico, Maeva made 11 tackles (six solo) in helping hold the Lobo triple option to just 3.9 yards per rushing attempt.

**HECK OF A TURNOVER PACE:** After forcing just nine turnovers in 2016, an all-time program low, Boise State's defense has nearly matched that through just three games in 2017, with eight takeaways.

The eight turnovers (four interceptions, four fumble recoveries) through three games is the Broncos' highest since having nine (seven interceptions, two fumble recoveries) through the first three contests of the 2014 season.

## EXPLOSIVE PLAYS

A complete game-by-game breakdown of explosive plays by both Boise State and its opponents during the 2017 season can be found below.

For Boise State, explosive plays are defined as runs of 12-plus yards and passes of 15-plus.

OPPONENT	RUN	PASS	TOT
TROY	2	7	9
@ Wazzu	7	4	11
NEW MEXICO*	3	3	6
VIRGINIA			
@ BYU			
@ SDSU*			
WYOMING*			
@ Utah State*			
NEVADA*			
@ CSU*			
AIR FORCE*			
@ Fresno St*			
<b>TOTAL</b>	<b>12</b>	<b>14</b>	<b>26</b>

A complete game-by-game breakdown of opponent explosive plays can be found below:

OPPONENT	RUN	PASS	TOT
TROY	3	3	6
@ Wazzu	1	8	9
NEW MEXICO*	4	0	4
VIRGINIA			
@ BYU			
@ SDSU*			
WYOMING*			
@ Utah State*			
NEVADA*			
@ CSU*			
AIR FORCE*			
@ Fresno St*			
<b>TOTAL</b>	<b>8</b>	<b>11</b>	<b>19</b>

## GAME NOTES

The Bronco defense added two more takeaways to its total Thursday against New Mexico, with Leighton Vander Esch having a hand in both. Vander Esch stripped Lobo running back Richard McQuarley on the opening drive of the game, with the loose ball being scooped up by Kekoa Nawahine, and eventually leading to a Bronco touchdown. The second turnover came in the fourth quarter, as Vander Esch hauled in a pass that was tipped at the line by defensive end Durrant Miles.

Boise State previously recorded an interception and two fumble recoveries in the Sept. 2 opener against Troy, then made three more takeaways Sept. 9 at Washington State (two interceptions, one fumble).

Boise State has also scored a defensive touchdown this season, as at Washington State (Sept. 9), redshirt junior STUD Jabril Frazier strip-sacked Washington State quarterback Luke Falk, and redshirt freshman STUD Curtis Weaver plucked the ball free and rumbled 55 yards for the score.

**TURNOVER STREAKS:** With Boise State's two forced turnovers Thursday against New Mexico, the Bronco defense has now registered multiple takeaways in three-straight games. It is the defense's first such streak since a five-game run from Oct. 31-Dec. 23, 2015 (at UNLV, vs. New Mexico, vs. Air Force, at San Jose State, vs. Northern Illinois).

Boise State forced three turnovers at Washington State (two INT, one fumble), the team's second-straight game with at least three forced turnovers. The last time the Broncos had back-to-back games forcing at least three turnovers was a three-game run from Sept. 25-Oct. 10, 2015 (at Virginia, vs. Hawai'i, at Colorado State).

**SACK ATTACK:** Boise State recorded a sack in Thursday's win over New Mexico, bringing its season total to 10.

It came one week after the Bronco defense sacked Washington State quarterbacks Luke Falk and Tyler Hilinski five times on Sept. 9, led by two from linebacker Leighton Vander Esch while STUD Jabril Frazier, linebacker Tyson Maeva and defensive tackle David Moa each had one.

Two of the sacks (Frazier, Vander Esch) resulted in fumbles, with Frazier's strip sack of Falk early in the fourth quarter ending with STUD Curtis Weaver finding the loose ball and taking it 55 yards for a touchdown.

On the year, Vander Esch leads the Broncos with 3.0 sacks, followed by Frazier and Weaver with 2.0 apiece.

**STOPPING THE GROUND GAME:** Although the Broncos gave up 198 yards on the ground to New Mexico's triple-option offense last Thursday, the defense did well to limit the Lobos to just 3.9 yards per attempt. For the season, the Boise State defense is still under triple digits at 98.7 rushing yards allowed per game, good for 26th in the country.

Boise State opponents are also averaging just 2.8 yards per carry in 2017.

Two weeks ago, Boise State held Washington State to just 22 yards on 27 carries, an average of 0.8 yards per attempt.

**TOUGH TO SCORE ON THE BRONCO DEFENSE:** Yes, it's a qualifier, but it must be said: remove the three overtimes back on Sept. 9, and the Boise State defense gave up just 17 points in regulation of the 47-44 triple-overtime loss at Washington State.

Through three games, opposing teams have scored 21 points in regulation on defensive touchdowns, while the offenses have managed just 37 points in regulation on the Bronco defense after New Mexico managed just 14 points last Thursday.

The Bronco defense kept the Troy offense out of the end zone on Sept. 2, as the Trojans' only touchdown came on an interception return. The last time Boise State's defense had not allowed an offensive touchdown was at the SDCCU Poinsettia Bowl against Northern Illinois on Dec. 23, 2015, as the Huskies' only touchdown came on a kickoff return in the second quarter.

**AVERY WILLIAMS, PLAYMAKER:** Redshirt freshman cornerback/punt returner/kick returner Avery Williams again made a difference on special teams Thursday, returning a fourth-quarter punt 29 yards to the New Mexico 17 to set up a short Bronco touchdown drive to put Boise State up 21-7.

It was just another of Williams' electrifying returns, as in his collegiate debut against Troy on Sept. 2, he took a punt 81 yards to the house just 1:36 into the contest on the very first touch of his Bronco career. It was the fifth-longest punt return in school history, and the first punt-return score since Donte Deayon's 75-yard return at Wyoming on Nov. 22, 2014, while Williams' 124 punt-return yards in the game marked the sixth-highest total in the Boise State record book.

## BRONCOS IN THE NFL

There are currently 22 Broncos on National Football League rosters (as of Sept. 5), and 15 teams have at least one former member of the Boise State football team on their roster. At least one Bronco has been selected in the NFL Draft in each of the last eight seasons, and 20 players have been drafted during that time - including seven in the first two rounds. A complete list of Broncos in the NFL can be found below:

Baltimore Ravens  
 ..... Kamalei Correa (LB)  
 Buffalo Bills  
 ..... Tanner Vallejo (LB)  
 Chicago Bears  
 ..... Charles Leno (OL)  
 Cleveland Browns  
 ..... Travis Averill (OL; PS)  
 Cincinnati Bengals  
 ..... George Iloka (S)  
 Cleveland Browns  
 ..... Jamar Taylor (CB)  
 Dallas Cowboys  
 ..... Tyrone Crawford (DT)  
 ..... DeMarcus Lawrence (DE)  
 ..... Kellen Moore (QB)  
 ..... Orlando Scandrick (CB)  
 Denver Broncos  
 ..... Matt Paradis (OL)  
 ..... Billy Winn (DL; IR)  
 Jacksonville Jaguars  
 ..... Jeron Johnson (S; IR)  
 Miami Dolphins  
 ..... Jay Ajayi (RB)  
 New England Patriots  
 ..... Shea McClellin (LB; IR)  
 New York Giants  
 ..... Donte Deayon (CB; PS)  
 ..... Darian Thompson (S; IR)  
 San Francisco 49ers  
 ..... Chancellor James (S; IR)  
 ..... Jeremy McNichols (RB; PS)  
 Seattle Seahawks  
 ..... Rees Odhiambo (OL)  
 Tampa Bay Buccaneers  
 ..... Doug Martin (RB)  
 ..... Jonathan Moxey (CB; PS)

IR = Injured Reserve  
 PS = Practice Squad

## GAME NOTES

On the year, Williams leads the Mountain West and ranks 10th in the country with a punt-return average of 17.3 yards.

Williams also got in on the kick-return business against Troy, returning a kick 48 yards to the Troy 41 late in the first half, setting up a field goal that gave the Broncos a 17-10 lead at the break.

Williams was named Mountain West Special Teams Player of the Week Monday for his performance against Troy.

**THE MOA CONSTRICTOR:** Boise State's defense will be paced in 2017 by redshirt junior defensive tackle David Moa, nicknamed "The Moa Constrictor."

This summer, Moa was named a candidate for the Bednarik Award, Bronko Nagurski Award, Outland Trophy, and the Polynesian College Football Player of the Year. It is the second-straight year in which he has been named a candidate for the Bronko Nagurski Award, Outland Trophy, and Polynesian Player of the Year award.

Moa enjoyed a breakout season in 2016, being named to the All-Mountain West First Team after leading the Broncos with 8.5 sacks while posting 10.5 tackles-for-loss among his 30 tackles (17 solo) from the nose tackle spot. The San Diego native also knocked down four passes at the line of scrimmage and blocked a field goal in the final seconds against BYU on Oct. 20, preserving Boise State's 28-27 victory.

His sack total ranked second in the Mountain West, and Moa's overall play garnered national attention as he was a 2016 midseason addition to the watch lists of the Outland Trophy, Bronko Nagurski Trophy and the Polynesian Football Hall of Fame Polynesian College Football Player of the Year award.

Through the first three games this season, Moa has eight tackles (three solo) including a sack and 2.0 tackles-for-loss.

**THE DEFENSIVE LINE HAS A YEAR UNDER THEIR BELTS:** Last season, the Bronco defensive line's younger members were pushed into playing time to bolster the unit's depth, and this year that experience will only make them stronger. Joining veteran David Moa and junior Durrant Miles (35 tackles, 1.0 sack, 4.5 TFL in 2016) on the front line are senior Daniel Auelua (nine tackles, two pass breakups), sophomore Sonatane Lui (10 tackles, 0.5 sack), and sophomore Chase Hatada (one pass breakup in seven games).

At STUD, the Broncos have Jabril Frazier (38 tackles, 4.0 sacks, 5.0 TFL in 2016), redshirt sophomore Sam Whitney, who was limited to just five games last year due to injury, and redshirt freshman STUD Curtis Weaver.

**HORTON LEADS A YOUNG BUT FIERCE SECONDARY:** Another of Boise State's young defensive units is the secondary, led by a pair of veterans in junior cornerback Tyler Horton and senior safety Cameron Hartsfield.

Horton, named to the Preseason All-Mountain West Team, made 35 tackles (28 solo) and broke up nine passes a year ago, as well as taking an interception 85 yards for a touchdown against Washington State. The Fresno, Calif., native is expected to start as one of Boise State's corners in Saturday's opener against Troy.

Hartsfield comes into 2017 as Boise State's leading tackler from a year ago, racking up 65 tackles (39 solo), good for fifth overall. Hartsfield also made 2.0 TFL and broke up three passes.

The veterans will be joined by a young group that includes three sophomores expected to make the leap in 2017. Cornerback Reid Harrison-Ducros appeared in 10 games a year ago, making nine tackles with one pass breakup, while Kekoa Nawahine (21 tackles, 1.0 TFL, two pass breakups) rose to a starting safety spot by the end of 2016 and DeAndre Pierce (19 tackles, 1.0 TFL, two pass breakups) is expected to compete at safety in 2017 after playing cornerback as a freshman.

Also joining the Bronco secondary in 2017 is junior cornerback Michael Young, a junior-college transfer from Dodge City CC who intercepted a pair of passes, blocked three kicks and made 42 tackles in 2016.

**YOUTH IS A THEME ON DEFENSE:** If you haven't figured it out by now, youth is one of the main themes of the Boise State defense in 2017. Entering this season, the Bronco linebacker corps had only made a combined five starts, sixth-fewest in the FBS. Additionally, all five returning starts were by Blake Whitlock (36 tackles, 2.0 sacks, 4.0 TFL), who will miss the 2017 season with a shoulder injury.



## BRONCO RADIO NETWORK

The Bronco Radio Network is comprised of 15 stations throughout the northwest, with KBOI 670 AM in Boise serving as the flagship.

The Bronco Sports Network includes the following stations:

### IDAHO

<b>Boise</b>	<b>Salmon</b>
KBOI 670 AM	KSRA 960 AM
KTIC 93.1 FM	

<b>Idaho Falls</b>	<b>St. Maries</b>
KSPZ 980 AM	KOFE 1240 AM

<b>McCall</b>	<b>Twin Falls</b>
KDZY 98.3 FM	KSNQ 98.3 FM

### OREGON

<b>LaGrande</b>	<b>Baker City</b>
KLBM 1450 AM	KBKR 1490 AM

### NEVADA

<b>Elko</b>
KEAU 104.7 FM



Bob Behler (left), a four-time Idaho Sportscaster of the Year, is in his 10th season calling play-by-play for the Broncos.

Former Boise State offensive lineman Pete Cavender is in his ninth season providing commentary.

## GAME NOTES

However, coaches have high expectations for presumed starters Leighton Vander Esch (27 tackles, 1.0 sack, 3.5 TFL, one interception over six games in 2016) and Tyson Maeva (21 tackles, 1.5 TFL), who each rose to starting positions by the end of last season.

**LOOKING TO STEP UP:** Boise State will have a number of newcomers prepared to step up to provide depth on defense in 2017. Among this young group of Broncos to keep an eye on are junior cornerback Michael Young, redshirt freshmen STUD Curtis Weaver, and linebackers Desmond Williams (RS-FR), Avery Williams (RS-FR) and Riley Whimpey (FR).

### OFFENSE

**ROH THE [REDACTED]:** Redshirt senior tight end Jake Roh certainly “Roh-ed” the, er, maritime vessel (yeah, that’s it!) in Thursday night’s 28-14 win over New Mexico, scoring a career-high three touchdowns (two receiving, one rushing).

Roh hauled in two scoring tosses from Montell Cozart, the first a five-yard catch midway through the second quarter to give the Broncos a 14-7 lead, and the second with 3:11 left in the game to put the Broncos up 28-7. His second touchdown of the contest came on the ground, as Roh lined up at quarterback in the Wildcat, taking the direct snap and rushing six yards for his first-career rushing score.

Roh finished the game with three catches for 25 yards in addition to his two touchdowns through the air, and for the year the Mackey Award candidate has caught six passes for 45 yards and three scores.

**COZART THE DUAL THREAT:** Redshirt senior quarterback Montell Cozart, a graduate transfer from Kansas, got his first start as a Bronco Thursday against New Mexico and again made effective use of his arm and legs in helping Boise State to a 28-14 win.

Cozart completed 15-of-19 passes for 137 yards and two touchdowns, while on the ground he was Boise State’s top rusher with nine carries for 71 yards and another score, a 28-yard draw to cap the Broncos’ opening drive.

On the year, Cozart has completed 68.8 percent of his passes (33-for-48) for 348 yards and five touchdowns, while on the ground he leads the Broncos with 179 yards and two touchdowns. Among FBS quarterbacks, Cozart’s completion percentage ranks 22nd in the country, while his efficiency rating of 159.9 is 30th, and second in the Mountain West.

**WILSON THE PLAYMAKER:** Senior wide receiver Cedrick Wilson continued to showcase his big-play ability Thursday night, catching three passes for 64 yards including a 47-yard deep ball from Montell Cozart. The performance raised his season stat line to 16 catches for 276 yards and two touchdowns.

Attracting plenty of double teams this year, Wilson has still managed to put up great numbers, including his nine-catch, 147-yard, two-touchdown effort two weeks ago at Washington State. It was the sixth 100-yard game in Wilson’s career, showing why he was an obvious choice for the 2017 Biletnikoff Award Preseason Watch List. Wilson’s first score of the game came on a 47-yard bomb from Montell Cozart, and he showed his toughness over the middle in the second overtime, catching a short slant and powering into the end zone for a 15-yard score.

More importantly, Wilson drawing consistent double teams from opposing defenses has opened up opportunities for more Bronco receivers, as eight different Broncos caught a pass Thursday against New Mexico. Also, it has led to more involvement from the tight ends, as redshirt senior Jake Roh already has a career-best three touchdown grabs this season.

**HAVING OPTIONS:** Boise State had eight different receivers catch a pass Thursday against New Mexico, a week after seven different receivers caught a pass at Washington State (Sept. 9), and 10 different receivers caught a pass in Sept. 2’s win over Troy.

So far this season, three Broncos have made their first-career receptions, including two true freshman. While redshirt senior running back Ryan Wolpin made the first catches of his Bronco career Sept. 2 at Troy, finishing with two receptions for 37 yards, true freshmen wide receivers Octavius Evans (two catches for 26 yards) and CT Thomas (one catch, minus-three yards) made their collegiate debuts and got their first touches.

Tight end Jake Roh hauled in the only touchdown catch of the day against Troy, nabbing a seven-yard catch from Montell Cozart for the clinching score late in the fourth quarter. In Pullman this past Saturday, fellow tight end Alec Dhaenens hauled in a career-long 44-yard reception.

**HOGGARTH CONTINUES TO IMPRESS:** Redshirt junior kicker Haden Hoggarth, a transfer from Bethune Cookman, continued his impressive start to the season Thursday night, converting all four of his PAT attempts.

## BRONCO DEBUTS

The following 22 players have made their Bronco debuts during the 2017 season. True freshmen are denoted by an asterisk:

Troy ..... John Bates (TE)  
 ..... Ezra Cleveland (OL)  
 ..... Montell Cozart (QB)  
 ..... Nick Crabtree (OL)  
 ..... Bruno DeRose (LB)  
 ..... Octavius Evans (WR) \*  
 ..... Jordan Happle (S)  
 ..... Haden Hoggarth (K)  
 ..... Bryan Jefferson (WR)  
 ..... Kekaula Kaniho (S) \*  
 ..... Robert Mahone (RB)  
 ..... Quinn Skillin (P)  
 ..... CT Thomas (WR) \*  
 ..... Joel Velazquez (K/P)  
 ..... Jalen Walker (CB)  
 ..... Curtis Weaver (STUD)  
 ..... Riley Whimpey (LB) \*  
 ..... Benton Wickekrsham (LB) \*  
 ..... Avery Williams (DB)  
 ..... Desmond Williams (N)  
 Washington State  
 ..... Michael Young (CB)  
 New Mexico ..... Kyode Rufai (DE)  
 Virginia .....  
 BYU .....  
 San Diego State .....  
 Wyoming .....  
 Utah State .....  
 Nevada .....  
 Colorado State .....  
 Air Force .....  
 Fresno State .....

The following 15 players have made the first starts of their Boise State careers in 2017:

Troy ..... Ezra Cleveland (OL)  
 ..... Reid Harrison-Ducros (CB)  
 ..... Garrett Larson (OL)  
 ..... Sonatane Lui (NT)  
 ..... Tyson Maeva (LB)  
 ..... Andres Preciado (OL)  
 ..... Leighton Vander Esch (LB)  
 ..... Sam Whitney (STUD)  
 ..... Desmond Williams (N)  
 ..... Ryan Wolpin (RB)  
 Washington State  
 ..... Will Heffner (LB)  
 ..... Alexander Mattison (RB)  
 ..... Eric Quevedo (OL)  
 New Mexico ... Montell Cozart (QB)  
 ..... Daniel Auelua (DT)  
 Virginia .....  
 BYU .....  
 San Diego State .....  
 Wyoming .....  
 Utah State .....  
 Nevada .....  
 Colorado State .....  
 Air Force .....  
 Fresno State .....

## GAME NOTES

Two weeks ago against Washington State, Hoggarth went 3-for-3 on field-goal attempts (37, 29, 34) and 5-for-5 on PATs. The performance followed his debut Sept. 2 against Troy in which he went 3-for-3 on his PAT attempts and nailed his only field-goal try, coming from 41 yards out.

So far this season, Hoggarth is among 22 FBS kickers tied for first with a perfect field-goal percentage, and has scored 24 points on the year (four FGs, 12 PATs).

**SKILLIN, VELAZQUEZ TAG TEAM PUNTING DUTIES:** Boise State has utilized a two-punter system so far in 2017, with redshirt junior Quinn Skillin, a transfer from Wagner, and redshirt freshman Joel Velazquez sharing the duties.

Together, the pair has Boise State ranked 48th in the country in net punting at 40.0 yards per punt. Skillin is averaging 42.4 yards over nine punts with four landing inside the 20, while Velazquez is averaging 39.8 yards over six punts, including a career-long 63-yard boot Thursday that pinned New Mexico on its own 1.

**RYPIEN BACK BEHIND CENTER:** Junior quarterback Brett Rypien returns for his third year under center for the Broncos in 2017 after taking over the job four games into the 2015 campaign.

Last season, Rypien was named to the All-Mountain West First Team for the second year in a row, leading the Mountain West and finishing 12th nationally in passing yards (3,646), while also pacing the conference in completions (244) and attempts (394) while finishing second with 24 touchdown passes. He directed a Bronco offense that led the Mountain West and ranked 21st in the country in total offense with 472.8 yards per game, while the Bronco passing offense ranked 15th in the country and also paced the Mountain West at 298.3 yards per contest.

Entering the 2017 season, Rypien has posted a record of 17-7 as the Bronco signal-caller, including a 3-1 record against Autonomous Five programs.

This preseason, Rypien has garnered a good amount of attention as one of the top quarterbacks in the country, being named a candidate for the Walter Camp Award, Maxwell Award, the Allstate AFCA Good Hands Team, the Wuerffel Trophy, the Manning Award, and the Davey O'Brien Award.

**WILSON HAS SIGHTS SET ON A BIG YEAR:** Last season, for the first time in Boise State history, the Broncos produced a pair of 1,000-yard receivers in a single season as Thomas Sperbeck (1,272) and Cedrick Wilson (1,129) each eclipsed the mark. Together, the pair posted a combined 12 100-yard receiving games in 2016, with both hitting the century mark in four contests (Sept. 3 at Louisiana, Oct. 7 at New Mexico, Nov. 12 at Hawai'i, Nov. 25 at Air Force).

Wilson, in his debut season at Boise State in 2016, caught 56 passes for 1,129 yards and a team-leading 11 touchdowns en route to being named All-Mountain West Honorable Mention.

He posted five 100-yard receiving games, including performances of nine catches for 167 yards and three touchdowns at New Mexico (Oct. 7) and four receptions for a season-high 193 yards and a score at Air Force (Nov. 25).

Wilson finished the season ranked in the Mountain West top 10 in touchdown catches (third), receiving yards (fourth), receiving yards per game (86.8, fourth), receptions (sixth) and receptions per game (4.3, ninth).

During the second half of the season, Wilson flashed his play-making abilities as part of the Bronco return game, averaging 21.3 yards per kick return and 13.2 yards over 10 punt returns, including a 73-yard return Nov. 18 against UNLV.

His big debut earned national attention during the offseason, as Wilson was honored as a 2017 Player To Watch by the Touchdown Club of Columbus in February, and was named a 2017 preseason candidate for the Biletnikoff Award (top receiver in the nation), Paul Hornung Award (most versatile player in the nation) and the Reese's Senior Bowl.

**READY TO STEP UP...WR EDITION:** Behind Cedrick Wilson, Boise State has a group of wide receivers, both veteran and newcomer, ready to step up and make themselves known to opponents.

Leading the way among this group are redshirt juniors A.J. Richardson and Sean Modster, who, despite only having 12 and 11 career receptions, respectively, entering 2017, are expected to make the leap and keep opposing defenses from keying in on Wilson.

Senior Austin Cottrell (one career catch), junior Akilian Butler (five career catches) and redshirt sophomore Bryan Jefferson are also expected to see time in the rotation, while head coach Bryan Harsin has hinted that true freshmen Octavius Evans, who caught 254 passes for 3,200 yards and 26 touchdowns at Center (Texas) High School, and CT Thomas,

## WATCH LISTS

The following were named to national watch lists entering the 2017 season:

**C Mason Hampton**

Rimington Trophy

**OL Archie Lewis**

Outland Trophy

Resse's Senior Bowl

**DT David Moa**

Bednarik Award

Bronko Nagurski Trophy

Outland Trophy

Polynesian College Football Player of the Year

**TE Jake Roh**

Mackey Award

**QB Brett Rypien**

Maxwell Award

Walter Camp Award

Davey O'Brien Award

Manning Award

Wuerffel Trophy

Allstate AFCA Good Hands Team

**WR Cedrick Wilson**

Biletnikoff Award

Paul Hornung Award

Reese's Senior Bowl

## GAME NOTES

who combined for more than 100 receptions and 2,000 yards during his final two prep campaigns at Lancaster (Texas) High School, could see the field.

**READY TO STEP UP...RB EDITION:** Another position at which the Broncos lost a healthy amount of production and will rely on a relatively untested group is running back.

The loss of Jeremy McNichols, who opted for early entry into the 2017 NFL Draft last winter, signaled the exit of 75 percent of Boise State's rushing yardage in 2016. McNichols, a Doak Walker Award semifinalist last year, rushed for 1,709 yards and 23 touchdowns while catching 37 passes for 474 yards and four more scores. Over the past two seasons, McNichols ran for 3,046 yards and 43 touchdowns, and scored 10 times through the air while catching 88 passes for 934 yards.

He'll be replaced by the combo of sophomore Alexander Mattison (328 rushing yards, four touchdowns in 2016) and redshirt senior Ryan Wolpin (39 rushing yards), with redshirt freshman Robert Mahone and freshman Drake Beasley also expected to compete for carries. Mattison, the No. 2 back a year ago, posted a 100-yard game during the campaign, hitting the number right on the mark against San Jose State on Nov. 4.

**1,000-YARD RUSHERS:** Boise State has boasted a 1,000-yard rusher in each of the last eight seasons, tied with Auburn for the longest streak in the nation.

**TIGHT ENDS READY TO GET INVOLVED:** This season, Boise State may just give the Bronco Faithful what they've been clamoring for since last year: more tight end action!

Head coach Bryan Harsin has made the point that the Broncos plan to get the tight ends involved in the offense more in 2017, and there is no shortage of them to target. The group is led by two-time Mackey Award candidate and All-Mountain West pick Jake Roh, who, after catching a combined 68 passes and three touchdowns from 2014-15, was limited by injury to just 10 catches for 113 yards last season.

Redshirt senior Alec Dhaenens caught 15 passes for 119 yards and a pair of scores last season, and has five touchdown grabs in his career, while Chase Blakley, in his first collegiate action last season, nabbed a pair of passes for 31 yards.

Adding depth to this mix will be redshirt sophomore Matt Pistone, who excels as a blocking tight end, and redshirt freshman John Bates, a highly-touted, 6-foot-6, 253-pound Lebanon, Ore., native who could even line up out wide to give the Broncos a height advantage in opposing secondaries.

**NEW BEEF UP FRONT:** Boise State's offensive line will replace 60 percent of its starting unit, with all three of those departed players being 2016 All-Mountain West selections in guards Travis Averill (First Team) and Steven Baggett (Second Team) and tackle Mario Yakoo (First Team).

However, returning to the line are center Mason Hampton, an All-Mountain West honorable mention in 2016 and 2017 preseason candidate for the Rimington Trophy, given annually to college football's top center, and tackle Archie Lewis, a three-year starter and 2017 preseason candidate for the Outland Trophy and the Reese's Senior Bowl.

Joining this pair in the mix for playing time are redshirt sophomores Garrett Larson and John Molchon, redshirt freshman Ezra Cleveland, and redshirt junior Andres Preciado.

**NEW FACES TO THE KICKING GAME:** Boise State will feature some new faces on special teams with the departures of kicker Tyler Rausa and punter Sean Wale.

Rausa, a 2015 All-Mountain West selection and Lou Groza Award semifinalist, made 34 field goals over the past two seasons in addition to going 118-for-120 on PAT attempts, including a perfect 58-for-58 in 2016. Wale, meanwhile, served as Boise State's No. 1 punter for the past three seasons, being named a candidate for the Ray Guy Award and to the All-Mountain West Second Team in 2016 after averaging 45.0 yards per punt with just three touchbacks over 50 attempts.

Redshirt freshman kicker/punter Joel Velazquez could become the first Bronco to pull double duty since Kyle Brotzman. Competing with Velazquez for these jobs are redshirt junior kicker Haden Hoggarth, a transfer from Bethune Cookman, and redshirt junior punter Quinn Skillin, a transfer from Wagner.

**SHUTOUT STREAK:** Boise State has not been shut out in 252 consecutive games, the ninth-longest active streak in the country and the 15th-longest streak in NCAA history. The last shutout came on the road against No. 15 Washington State, Sept. 27, 1997 (58-0). The loss to the Cougars is one of only two shutouts the Broncos have suffered since becoming a four-year institution in 1968.

## SACKS FOR HUNGER



Boise State has once again teamed up with Albertsons and the Idaho Foodbank to tackle hunger in the Treasure Valley.

For every sack by a member of the Boise State football team, Albertsons will donate \$500 to the Idaho Foodbank.

For every \$1 received, the Idaho Foodbank can provide five meals. Thus, every sack is worth the equivalent of 2,500 meals.

The Broncos' game-by-game sack totals, how much money has been raised and how many meals that equates to can be found below:

TROY .....	4
@ Washington State .....	5
NEW MEXICO.....	1
VIRGINIA .....	
@ BYU .....	
@ San Diego State.....	
WYOMING.....	
@ Utah State.....	
NEVADA .....	
@ Colorado State.....	
AIR FORCE .....	
@ Fresno State.....	

TOTAL SACKS: 10  
TOTAL DONATION: \$5,000  
TOTAL MEALS: 25,000

## INDIVIDUAL NOTES

### MASON HAMPTON // C

- >> Named All-Mountain West honorable mention in 2016.
- >> One of three Broncos named to the 2017 Preseason All-Mountain West Team.
- >> Preseason candidate for the Rimington Trophy, given annually to college football's top center.
- >> Voted to the 2016 CoSIDA Academic All-America Football First Team.
- >> Stepped into the starting center's role for the Broncos in 2016, starting all 11 games in which he appeared.
- >> Anchored a Bronco line that paved the way for the Mountain West's top offense in 2016 at 472.8 yards per game, and helped produce the eighth-straight 1,000-yard rushing season by a Bronco running back as Doak Walker semifinalist Jeremy McNichols piled up 1,709 yards on the ground, sixth-most in the FBS.
- >> Along with the rest of the Bronco line also provided protection for quarterback Brett Rypien as he directed a passing offense that ranked 15th in the country at 298.3 yards per game.

### TYLER HORTON // CB

- >> Voted to 2017 Preseason All-Mountain West Team.
- >> Made his first interception of 2017 on Sept. 9 at Washington State.
- >> Was named Mountain West Defensive Player of the Week on Sept. 12, 2016 after his 85-yard pick-six opened the scoring in Boise State's 31-28 win over Wazzu.
- >> Has appeared in 28 games, making 18 starts, over his two-plus seasons at Boise State, including starting all 13 games in 2016.
- >> Made 35 tackles (28 solo) and broke up nine passes, second-most on the team, in 2016.

### ARCHIE LEWIS // OL

- >> Named to the 2017 preseason watch lists for the Outland Trophy, given to the nation's top interior lineman, and the Reese's Senior Bowl.
- >> Part of a Bronco line that paved the way for the Mountain West's top offense at 472.8 yards per game, and helped produce the eighth-straight 1,000-yard rushing season by a Bronco running back as Doak Walker semifinalist Jeremy McNichols piled up 1,709 yards on the ground, sixth-most in the FBS.
- >> Along with the rest of the Bronco line also provided protection for quarterback Brett Rypien as he directed a passing offense that ranked 15th in the country at 298.3 yards per game.
- >> Has appeared in 37 games over the last three seasons, with 21 starts. Started all 13 games last season.

### JAKE ROH // TE

- >> Two-time All-Mountain West selection, being named honorable mention in 2014, and to the Second Team in 2015.
- >> Two-time candidate for the Mackey Award (2016-17), given annually to the nation's top tight end.
- >> Has already set a career best with three touchdown catches in 2017 (previous best was two in 2014).
- >> Has caught six passes for 45 yards and three touchdowns this year.
- >> Scored three TDs in 28-14 win over New Mexico (Sept. 14). Caught two scoring passes, and ran for a 6-yard score out of the Wildcat, his first-career rushing TD.
- >> Caught the game-sealing touchdown pass Sept. 2 against Troy. It was his first score since Nov. 14, 2015, against New Mexico.
- >> Caught 78 passes over the last three seasons (2014-16), despite being limited by injury to just 10 catches for 113 yards in 2016.
- >> Had 35 catches in 2014, and 33 in 2015, the highest catch totals by a Bronco tight end since Jeb Putzier caught 44 passes as a senior in 2001... Putzier was a sixth-round selection in the National Football league Draft by the Denver Broncos.

### BRETT RYPIEN // QB

- >> Will serve as a team captain for the second-straight season in 2017.
- >> Preseason candidate for the Maxwell Award, Walter Camp Award, Davey O'Brien Award, Manning Award, Wuerffel Trophy, and the Allstate AFCA Good Hands Team in 2017.
- >> Named to All-Mountain West First Team for the second-straight year in 2016.
- >> In 2016, led the Mountain West and finished 12th nationally in passing yardage (3,646), while also pacing the conference in completions (244) and attempts (394) while finishing second with 24 touchdown passes.
- >> Directed a Bronco offense that led the Mountain West and ranked 21st in the country in total offense with 472.8 YPG, while the Bronco passing offense ranked 15th in the country and also paced the Mountain West at 298.3 yards per contest.
- >> Ranks sixth all-time at Boise State in career passing yardage (7,159 yards) and seventh in touchdown passes (44).
- >> Posted the third 400-yard passing game of his career and eighth 300-yard passing game of his career Oct. 20, 2016, throwing for 442 yards and three touchdowns against BYU.
- >> Threw for 300 yards by halftime three times in 2016 (Sept. 3 at Louisiana, Oct. 7 at New Mexico, Oct. 20 against BYU).
- >> Threw a career-high five touchdown passes at New Mexico (Oct. 7, 2016).
- >> Named Mountain West Freshman of the Year and All-Mountain West First Team in 2015.
- >> Named Poinsettia Bowl Offensive MVP, throwing for 377 yards and three touchdowns in



## CAPTAINS

Boise State players voted junior quarterback Brett Rypien, redshirt junior linebacker Leighton Vander Esch and senior wide receiver Cedrick Wilson as captains for the 2017 season.

## INDIVIDUAL NOTES

Boise State's 55-7 victory over Northern Illinois.

>> Led the MW in passing yards (3,353), total offense (3,276 yards), completions (273) and attempts (429) as a true freshman in 2015...also ranked second in touchdown passes (20) and completion percentage (63.6).

>> Set the Boise State and MW freshman records with 469 passing yards at UNLV on Oct. 31, 2015, and two weeks later bested that with 506 passing yards while setting the school single-game records for completions (41) and attempts (75).

>> Thrust into the starting job following an injury to Ryan Finley Sept. 18, 2015, against Idaho State...went 8-for-9 for 126 yards in his debut...made his first start the following week at Virginia (Sept. 26), going 24-for-35 for 321 yards and three TDs.

### LEIGHTON VANDER ESCH // WLB

>> Voted one of three team captains for 2017.

>> Ranks fourth in the FBS (through Sept. 16) with 12.0 tackles per game, and 15th with 3.0 sacks.

>> Leads the Broncos in tackles (36), sacks (3.0) and forced fumbles (two).

>> Made his first interception of the season Sept. 14 against New Mexico, and second of his career.

>> Made a career-high 16 tackles at Washington State (Sept. 9), including two sacks and a forced fumble.

>> Limited to six games due to injury in 2016, finishing with 27 tackles (23 solo), a sack, 3.5 TFL and an interception.

>> Appeared in 12 games in 2015, making 20 tackles with a fumble recovery.

>> Played quarterback and linebacker in eight-man football at Salmon River High School in Riggins, Idaho.

### AVERY WILLIAMS // CB/PR/KR

>> Leads the MW and ranks 10th in the country with 17.3 yards per punt return.

>> Made collegiate debut Sept. 2 against Troy, and on his first touch, returned a punt 81 yards for a touchdown, Boise State's first such score since 2014. It was also the fifth-longest punt return in Boise State history.

>> Finished his first game (Sept. 2 vs. Troy) with 124 yards on five punt returns, the sixth-highest yardage total in school history.

>> Took a kickoff return 48 yards to the Troy 41, setting up a Boise State field goal before halftime on Sept. 2.

### CEDRICK WILSON // WR

>> Voted one of three team captains for the 2017 season.

>> Named a preseason candidate for the Biletnikoff Award, Paul Hornung Award, and the Reese's Senior Bowl.

>> Tied his career high with nine catches at Washington State (Sept. 9), going for 147 yards and two touchdowns. It was his sixth-career 100-yard receiving game.

>> Leads Broncos receivers with 16 catches for 276 yards and two TDs in 2017.

>> Named All-Mountain West honorable mention in 2016.

>> Had 56 catches for 1,129 yards and 11 touchdowns in 2016, and the former prep quarterback completed both of his pass attempts for 84 yards and a touchdown.

>> Finished the season ranked in the Mountain West top 10 in touchdown catches (third), receiving yards (fourth), receiving yards per game (86.8, fourth), receptions (sixth) and receptions per game (4.3, ninth).

>> Posted five 100-yard receiving games, including performances of nine catches for 167 yards and three touchdowns at New Mexico (Oct. 7) and four receptions for a season-high 193 yards and a score at Air Force (Nov. 25).

>> During the second half of the season, flashed his play-making abilities as part of the Bronco return game, averaging 21.3 yards per kick return and 13.2 yards over 10 punt returns, including a 73-yard return Nov. 18 against UNLV.

>> Posted career bests in catches (nine), receiving yards (167) and touchdown catches (three) at New Mexico (Oct. 7)...set new career best in receiving yards Nov. 25 at Air Force with 193.

>> Caught seven passes for 113 yards and a touchdown in his Boise State debut Sept. 3, 2016, at Louisiana, and added three catches for 85 yards against Washington State (Sept. 10).

>> Was an NJCAA All-American at Coffeyville Community College in 2015 after catching 66 passes for 1,045 yards and 17 touchdowns. Ranked third nationally with 116.1 receiving yards per game and fourth in touchdown receptions.

>> Finished his two-year stay at Coffeyville with 1,674 receiving yards and 27 touchdown catches.



## UNIFORMS



Boise State unveiled a new look for the 2017 season, the first time the Broncos have overhauled their Nike uniforms since 2011.

Included in the new slate are blue, orange and white, and the jerseys feature new stripes on the sleeves and "Blue Collar" on the inside of the neck.

The uniforms are from the Nike Vapor Untouchable line, with stretch woven material, a seamless front and shoulders and laser perforation fabric instead of mesh. The uniforms combine materials and science designed for speed and comfort for the players, based on four core principles – fit, durability, weight and core body temperature.

A look at the Broncos' 2017 combinations for each game can be found below:

### OPP

TROY  
@ Washington State  
NEW MEXICO \*  
VIRGINIA  
@ BYU  
@ San Diego State \*  
WYOMING \*  
@ Utah State \*  
NEVADA \*  
@ Colorado State \*  
AIR FORCE \*  
@ Fresno State \*

### HELMET/JERSEY/PANTS

Blue / Blue / Blue  
White / White / White  
Orange / Orange / Orange



## THE FILE

## HEAD COACH BRYAN HARSIN



### BRYAN HARSIN FILE

#### Coaching Experience

<b>Boise State</b>	
Head Coach	2014-Present
<b>Arkansas State</b>	
Head Coach	2013
<b>Texas</b>	
Co-OC/QBs	2011-12
<b>Boise State</b>	
OC/QBs	2006-10
Tight Ends	2002-05
Offensive GA	2001
<b>Eastern Oregon</b>	
RBs/WRs	2000

#### Coaching Record

SCHOOL	YEAR	RECORD
Arkansas State	2013	7-5
Boise State	2014	12-2
Boise State	2015	9-4
Boise State	2016	10-3
Boise State	2017	2-1
<b>OVERALL</b>		<b>40-15</b>

#### Bowl Experience

Humanitarian Bowl	2002
Fort Worth Bowl	2003
Liberty Bowl	2004
MPC Computers Bowl	2005
Fiesta Bowl (2007)	2006
Hawai'i Bowl	2007
Poinsettia Bowl	2008
Fiesta Bowl (2010)	2009
Maaco Bowl Las Vegas	2010
Holiday Bowl	2011
Alamo Bowl	2012
GoDaddy.com Bowl	2013
Fiesta Bowl	2014
Poinsettia Bowl	2015
Cactus Bowl	2016

Bryan Harsin, a former Boise State quarterback, assistant coach and offensive coordinator, is entering his fourth season as the head coach at his alma mater. Harsin boasts a record of 31-9 at Boise State entering 2017, an average of more than 10 wins per year. Overall, he is 38-14 as a head coach -- including one season at Arkansas State -- and has led his programs to bowl games in each season as a head coach.

In his debut season Harsin led his alma mater back to where it rose to national prominence. Boise State went 12-2 in 2014, winning its first outright Mountain West Championship and capping the campaign with a 38-30 victory over Arizona in the 2014 VIZIO Fiesta Bowl. The victory in the Fiesta Bowl was the third such win for the Broncos in the previous nine seasons. Harsin, serving as offensive coordinator in the first two Fiesta Bowl victories, has been a part of each of the school's three appearances in the game. The team's victory in the 2014 Sports Authority Mountain West Football Championship marked Boise State's first outright league title since joining the conference in 2011, and the first overall since 2009. The only alumnus to lead the Broncos as head coach in the history of Boise State, Harsin has now won a conference championship as a student-athlete, assistant coach and head coach.

In 2015, the Broncos went 9-4, climbing as high as No. 20 in both the Associated Press and USA Today Coaches Polls. The Broncos concluded the 2014 season ranked No. 16 in each poll. Boise State capped the 2015 campaign with a 55-7 victory over Northern Illinois in the San Diego County Credit Union Poinsettia Bowl, the fifth-largest margin of victory in the history of bowl games.

This past season, Harsin guided the Broncos to a 10-3 record, helping the Broncos reach their 15th-straight bowl game, tied for the sixth-longest streak in the country. Boise State also climbed to No. 13 in both the AP and Coaches' Polls, the school's highest ranking in each since finishing eighth and sixth, respectively, at the conclusion of the 2011 season.

For his efforts in 2014, Harsin was named a finalist for the Paul "Bear Bryant" National Coach of the Year Award, the Eddie Robinson National Coach of the Year Award and the Dodd Trophy, given annually by the Bobby Dodd National Coach of the Year Foundation. He was also named the nation's top first-year head coach by the Football Writers Association of America. Harsin has been a candidate for the Dodd Trophy in each of his three seasons at Boise State, and in 2016 Harsin was once again named to the watch list for the Bryant Award.

Harsin was named head coach, Dec. 11, 2013. A graduate of Capital High School in Boise, he played quarterback for the Broncos from 1995-99. Following his graduation from Boise State with a degree in business management, Harsin coached running backs and receivers at Eastern Oregon in 2000.

The former Bronco letterwinner began his coaching career at Boise State as a graduate assistant in 2001, before taking over the tight ends as a full-time assistant coach from 2002-05. When Chris Petersen was hired as head coach in 2006, Harsin assumed the role of offensive coordinator and quarterbacks coach. Harsin was Petersen's offensive coordinator for five of his eight seasons as head coach (2006-10), and was named a finalist for the 2009 Broyles Award, awarded annually to the nation's top assistant coach. Boise State went 61-5 during his tenure as offensive coordinator.

With Harsin on staff, Boise State has won nine conference championships.

Following the 2010 season, Harsin went to Texas, where he served as co-offensive coordinator from 2011-12. While with the Longhorns, Harsin helped guide the ascension of an offense that ranked 88th in scoring prior to his arrival, to No. 24 nationally in 2012 (36.1).

Harsin then earned his first head coaching opportunity at Arkansas State in 2013, which claimed a share of the Sun Belt Conference championship and a berth in the GoDaddy.com Bowl that season.

Harsin and his wife Kes have two daughters, Devyn Lynn and Dayn Mykena, and a son, Davis.



## ONCE A BRONCO...

Including the 2017 season, the Boise State coaching staff boasts a combined 98 years of previous experience with the Broncos, including 35 years in the program as student-athletes and 63 years as assistants.

The staff also features four alumni (Harsin, Avalos, Franklin, Marks). A complete breakdown can be found below:

COACH	YRS/S-A	YRS/C
Bryan Harsin	5	14
Ashley Ambrose	--	2
Andy Avalos	5	6
Brad Bedell	--	1
Steve Caldwell	--	4
Gabe Franklin	5	2
Zak Hill	--	2
Eric Kiesau	--	1
Lee Marks	5	3
Kent Riddle	--	9

### GRADUATE ASSISTANTS

S. Danielson	--	1
Latu Heimuli	--	2
Nate Potter	5	3
Derek Schouman	5	1

### STRENGTH/CONDITIONING

Jeff Pitman	5	12
-------------	---	----

<b>TOTAL</b>	<b>35</b>	<b>63</b>
--------------	-----------	-----------

Additionally, three members of the staff are currently coaching the position in which they played during their collegiate careers, including Andy Avalos (linebackers), Gabe Franklin (safeties) and Lee Marks (running backs).

## ASSISTANT COACHES



**KENT RIDDLE**

ASSOC HC /  
TEs /  
SPECIAL  
TEAMS



**ASHLEY AMBROSE**

DBs



**STEVE CALDWELL**

ASST HC /  
DL



**BRAD BEDELL**

OL



**ZAK HILL**

OC / QBs



**GABE FRANKLIN**

SAFETIES



**ANDY AVALOS**

DC / LBs



**ERIC KIESAU**

WRs



**LEE MARKS**

RBs



## GAMES AGAINST THE AUTONOMOUS FIVE

The Broncos are 14-7 against schools from conferences that comprise the Autonomous Five since the start of the 2006 season.

Since notching its first such victory, a 34-16 win over Iowa State in the 2002 Humanitarian Bowl, the Broncos have gone 16-11. Boise State is 16-23 all-time in such games.

SEASON	OPPONENT	LOC	W/L	SCORE
1986	Oregon State	A	L	3-34
1989	Oregon State	H	L	30-37
1996	Arizona State	A	L	7-56
1997	Wisconsin	A	L	24-28
1997	Washington State	A	L	0-58
1998	Washington State	H	L	21-33
1999	UCLA	A	L	7-38
2000	Arkansas	A	L	31-38
2000	Washington State	A	L	35-42
2001	South Carolina	A	L	13-32
2001	Washington State	H	L	20-41
2002	Arkansas	A	L	14-41
2002	Iowa State	H	W	34-16
2003	Oregon State	A	L	24-26
2004	Oregon State	H	W	53-34
2005	Georgia	A	L	13-48
2005	Oregon State	A	L	27-30
2005	Boston College	H	L	21-27
2006	Oregon State	H	W	42-14
2006 (07)	Oklahoma	N	W	43-42 (OT)
2007	Washington	A	L	10-24
2008	Oregon	A	W	37-32
2009	Oregon	H	W	19-8
2010	Virginia Tech	N	W	33-30
2010	Oregon State	H	W	37-24
2011	Georgia	N	W	35-21
2011	Arizona State	N	W	56-24
2012	Michigan State	A	L	13-17
2012	Washington	N	W	28-26
2013	Washington	A	L	6-38
2013	Oregon State	N	L	23-38
2014	Ole Miss	N	L	13-35
2014	Arizona	N	W	38-30
2015	Washington	H	W	16-13
2015	Virginia	A	W	56-14
2016	Washington State	H	W	31-28
2016	Oregon State	A	W	38-24
2016	Baylor	N	L	12-31
2017	Washington State	A	L	44-47 (3OT)
2017	Virginia	H		

## AUTONOMOUS FIVE COMPARISON

**BOWL GAMES:** Boise State has appeared in a bowl game in each of the last 15 seasons, tied for the sixth-longest streak in the country. The nation's longest streaks can be found below:

1.	Florida State .....	35
2.	Virginia Tech .....	24
3.	Georgia .....	20
4.	Oklahoma.....	18
5.	LSU .....	17
6.	<b>Boise State .....</b>	<b>15</b>
	Wisconsin.....	15
8.	Alabama .....	13
9.	BYU .....	12
	Clemson.....	12

**NATIONAL RANKINGS:** Entering 2017, the Broncos' 15-straight seasons appearing in the Associated Press Poll ranks tied for eighth nationally with USC. The nation's 10-longest streaks can be found below:

1.	Ohio State.....	49
2.	Florida State .....	40
3.	Georgia .....	20
	Wisconsin.....	20
5.	Oregon.....	19
6.	Oklahoma.....	18
7.	LSU .....	17
8.	<b>Boise State .....</b>	<b>15</b>
	USC.....	15
10.	TCU.....	12

**DRAFT PICKS:** Boise State has produced 26 NFL Draft selections over the last 11 years, a total that is higher than more than 40 percent of the Autonomous Five. The Broncos' total selections are more than 27 schools in the the ACC (7), Big 10 (7), Big 12 (5), Pac-12 (4) and SEC (4).

## NATIONAL STATISTICAL COMPARISON

STATISTIC	BOISE STATE	MW	FBS	VIRGINIA	ACC	FBS
Rushing Offense	146.0	8	88	106.0	13	109
Passing Offense (YPG)	194.7	8	96	325.3	3	17
Total Offense	340.7	10	107	431.3	11	58
Scoring Offense	32.0	4	60	27.7	11	81
Rushing Defense	98.7	3	26	162.0	11	87
Pass Efficiency Defense	114.43	2	46	134.59	10	83
Total Defense	315.7	3	39	327.3	7	44
Scoring Defense	24.7	6	69	20.7	7	47
Net Punting	40.00	2	48	31.64	13	120
Punt Returns	15.60	1	16	6.75	9	62
Kickoff Returns	26.71	3	20	23.00	7	45
Turnover Margin	0.67	3	38	1.00	6	29
Pass Defense (YPG)	217.0	6	60	165.3	6	30
Passing Efficiency	145.01	3	48	136.36	9	63
Sacks	3.33	2	12	2.67	4	33
Tackles for Loss	7.7	3	30	6.3	8	63
Sacks Allowed	3.00	11	108	1.67	5	54
3rd Down Conv. Off %	.409	5	66	.481	4	21
3rd Down Conv. Def %	.333	3	43	.263	4	20
Red Zone Offense %	.833	7	69	.750	11	100
Red Zone Defense %	.818	7	69	.429	1	4

### BOISE STATE INDIVIDUAL

CATEGORY	INDIVIDUAL	STAT	CONF	NATL
RUSH YDS	M. Cozart	59.7	8	113
PASS EFF	M. Cozart	159.9	2	30
TOTAL OFF	M. Cozart	175.7	8	95
REC	C. Wilson	5.3	4	59
REC YDS	C. Wilson	92.0	4	36
INTs	4 Players	0.3	10	83
PUNTING	--			
PUNT RET	A. Williams	17.3	1	10
KO RET	--			
FGs	H. Hoggarth	1.33	6	31
SCORING	H. Hoggarth	8.0	6	71
	J. Roh	8.0	6	71
PTS RESP FOR	M. Cozart	14.0	4	45
ALL-PURPOSE	C. Wilson	124.33	5	51
SACKS	L. Vander Esch	1.00	1	15
	2 Players	0.67	4	62
TACKLES	L. Vander Esch	12.0	3	4
TFLs	--			

### VIRGINIA INDIVIDUAL

CATEGORY	INDIVIDUAL	STAT	CONF	NATL
RUSH YDS	J. Ellis	73.0	8	69
PASS EFF	K. Benkert	137.3	8	63
TOTAL OFF	K. Benkert	323.0	4	19
REC	O. Zaccheaus	8.7	3	5
	D. Dowling	5.7	9	46
REC YDS	O. Zaccheaus	83.3	5	49
	D. Dowling	78.7	6	57
	A. Levrone	69.0	11	88
INTs	3 Players	0.3	7	83
PUNTING	L. Coleman	40.9	9	65
PUNT RET	D. Hamm	6.8	4	40
KO RET	J. Reed	22.8	7	44
FGs	A.J. Mejia	0.67	8	77
SCORING	J. Ellis	8.0	13	71
PTS RESP FOR	K. Benkert	14.0	7	45
ALL-PURPOSE	O. Zaccheaus	117.67	14	64
SACKS	M. Kiser	1.67	1	3
TACKLES	M. Kiser	12.0	1	4
	Q. Blanding	11.0	2	9-
TFLs	M. Kiser	1.7	5	26

## STARTERS/PARTICIPATION

### STARTING LINEUPS: OFFENSE

DATE	OPPONENT	LT	LG	C	RG	RT	TE	WR	WR	WR/TE	QB	RB
9/2	TROY	Cleveland	Larson	Hampton	Molchon	Preciado	Dhaenens	Wilson	Modster	Blakley	Rypien	Wolpin
9/9	@ Wazzu	Cleveland	Larson	Hampton	Quevedo	Molchon	Blakley	Wilson	Modster	Richardson	Rypien	Mattison
9/14	NEW MEXICO*	Cleveland	Larson	Hampton	Quevedo	Lewis	Dhaenens	Wilson	Richardson	Roh	Cozart	Wolpin
9/22	VIRGINIA											
10/6	@ BYU											
10/14	@ SDSU*											
10/21	WYOMING*											
10/28	@ Utah State*											
11/4	NEVADA*											
11/11	@ Colorado St.*											
11/18	AIR FORCE*											
11/25	@ Fresno St.*											

### STARTING LINEUPS: DEFENSE

Date	Opponent	DE	NT	DT	STUD	WLB	MLB	SLB/N	CB	BS	FS	CB
9/2	TROY	Miles	Lui	Moa	Whitney	Vander Esch	Maeva	D. Williams	Horton	Nawahine	Pierce	Harrison-Ducros
9/9	@ Wazzu	Miles	Lui	Moa	Whitney	Vander Esch	Maeva	Heffner	Horton	Nawahine	Pierce	Harrison-Ducros
9/14	NEW MEXICO*	Miles	Moa	Auelua	Whitney	Vander Esch	Maeva	Heffner	Horton	Nawahine	Pierce	Harrison-Ducros
9/22	VIRGINIA											
10/6	@ BYU											
10/14	@ SDSU*											
10/21	WYOMING*											
10/28	@ Utah State*											
11/4	NEVADA*											
11/11	@ Colorado St.*											
11/18	AIR FORCE*											
11/25	@ Fresno St.*											

## PARTICIPATION (GAMES PLAYED-STARTS)

<b>Daniel Auelua</b>	2016 13-0	<b>Octavius Evans</b>	2017 3-0	<b>Bryan Jefferson</b>	2017 2-0	<b>Sean Modster</b>	2015 8-0	<b>Jake Roh</b>	2014 14-11	<b>Joel Velazquez</b>	2017 3-0
2017 3-1	<b>Emmanuel Fesili</b>	2016 3-0	<b>Garrett Larson</b>	2016 6-0	2016 11-0	2016 7-3	2014 13-8	2017 11-3	2017 3-0	<b>Jalen Walker</b>	2017 2-0
<b>TOTAL</b> 16-1	2017 3-0	2017 6-0	2017 3-3	2017 10-5	2017 3-2	2017 41-23	2016 11-10	2017 13-13	2017 2-2	<b>TOTAL</b> 3-0	2017 3-0
<b>Brock Barr</b>	2016 13-0	<b>Jabril Frazier</b>	2015 11-0	2017 3-3	<b>John Molchon</b>	2016 7-3	<b>Brett Rypien</b>	2015 11-10	2016 13-13	<b>Curtis Weaver</b>	2017 3-0
2017 3-0	2017 3-0	2016 12-7	2017 3-0	<b>TOTAL</b> 9-3	<b>Kekoa Nawahine</b>	2017 3-3	2016 13-13	2017 2-2	2017 2-2	<b>Riley Whimpey</b>	2017 3-0
<b>TOTAL</b> 16-0	2017 3-0	2017 3-0	2017 3-0	2014 11-5	2016 13-1	2017 16-4	<b>TOTAL</b> 26-25	2017 26-25	2017 2-2	<b>TOTAL</b> 3-0	2017 3-0
<b>John Bates</b>	2017 3-0	<b>Mason Hampton</b>	2015 14-0	2016 13-13	<b>Archie Lewis</b>	2015 13-8	<b>Skyler Seibold</b>	2015 13-0	2016 5-0	<b>Blake Whitlock</b>	2016 13-5
2017 3-0	2017 3-0	2015 13-0	2016 11-11	2017 1-1	2016 13-13	2017 1-1	2016 5-0	2017 3-0	2017 0-0	2016 13-5	2017 0-0
<b>Chase Blakley</b>	2016 13-4	2016 11-11	2017 3-3	<b>TOTAL</b> 38-27	<b>Matt Locher</b>	2016 2-0	<b>Gabe Perez</b>	2016 21-0	2017 21-0	<b>Sam Whitney</b>	2016 5-0
2017 2-2	2017 2-0	2017 41-14	2017 3-0	2016 2-0	2016 3-0	2017 3-0	2013 12-0	2016 1-0	2017 0-0	2016 5-0	2017 3-3
<b>TOTAL</b> 15-6	2017 2-0	2017 41-14	2017 3-0	2017 3-0	2016 5-0	2017 3-0	2014 14-0	2016 0-0	2017 0-0	2016 5-0	2017 3-3
<b>Akilian Butler</b>	2015 10-0	<b>Jordan Happle</b>	2017 3-0	<b>TOTAL</b> 5-0	<b>Sonatanne Lui</b>	2016 13-0	<b>DeAndre Pierce</b>	2016 12-1	2017 1-0	<b>Benton Wickersham</b>	2017 3-0
2016 10-0	2017 2-0	2017 3-0	2017 3-0	2016 13-0	2017 3-2	2017 16-2	2016 12-1	2017 3-3	2014 1-0	2017 3-0	2017 3-0
2017 2-0	2017 2-0	2017 3-0	2017 3-0	2017 16-2	<b>Tyson Maeva</b>	2016 12-0	2017 15-4	2015 2-0	2016 7-0	<b>Avery Williams</b>	2017 3-0
<b>TOTAL</b> 22-0	2017 2-0	2017 3-0	2017 3-0	2016 12-0	2016 12-0	2017 3-0	2016 15-4	2016 7-0	2017 10-0	<b>TOTAL</b> 3-0	2017 3-0
<b>Ezra Cleveland</b>	2017 3-3	<b>Reid Harrison-Ducros</b>	2016 10-0	2017 13-9	<b>Robert Mahone</b>	2017 3-0	2016 15-4	2017 0-0	2017 10-0	<b>Desmnd Williams</b>	2017 3-1
2017 3-3	2017 3-3	2016 10-0	2017 3-3	2017 3-0	2017 3-0	2017 3-0	2016 15-4	2017 0-0	2017 10-0	2017 3-1	2017 3-1
<b>Garrett Collingham</b>	2016 13-0	<b>Cameron Hartsfield</b>	2016 13-0	2017 3-0	<b>Alexander Mattison</b>	2016 13-0	2016 15-4	2017 0-0	2017 10-0	<b>Cedrick Wilson</b>	2016 13-5
2017 0-0	2017 13-0	2014 14-0	2016 13-0	2017 3-0	2016 13-0	2017 3-1	2016 15-4	2017 0-0	2017 10-0	2016 13-5	2017 3-3
<b>TOTAL</b> 13-0	2017 13-0	2015 12-0	2016 13-0	2017 3-0	2016 13-0	2017 3-1	2016 15-4	2017 0-0	2017 10-0	2016 13-5	2017 3-3
<b>Austin Cottrell</b>	2015 10-0	2016 13-9	2017 3-0	2017 3-0	2016 13-0	2017 3-1	2016 15-4	2017 0-0	2017 10-0	2016 13-5	2017 3-3
2016 13-0	2016 13-0	2017 3-0	2017 3-0	2017 3-0	2016 13-0	2017 3-1	2016 15-4	2017 0-0	2017 10-0	2016 13-5	2017 3-3
2017 3-0	2017 3-0	2017 3-0	2017 3-0	2017 3-0	2016 13-0	2017 3-1	2016 15-4	2017 0-0	2017 10-0	2016 13-5	2017 3-3
<b>TOTAL</b> 26-0	2017 3-0	2017 3-0	2017 3-0	2017 3-0	2016 13-0	2017 3-1	2016 15-4	2017 0-0	2017 10-0	2016 13-5	2017 3-3
<b>Montell Cozart</b>	2017 3-1	<b>Chase Hatada</b>	2016 9-0	2017 3-0	2016 13-0	2017 3-1	2016 15-4	2017 0-0	2017 10-0	2016 13-5	2017 3-3
2017 3-1	2017 3-1	2016 9-0	2017 3-0	2017 3-0	2016 13-0	2017 3-1	2016 15-4	2017 0-0	2017 10-0	2016 13-5	2017 3-3
<b>Nick Crabtree</b>	2017 1-0	<b>Will Heffner</b>	2016 3-0	2017 3-0	2016 13-0	2017 3-1	2016 15-4	2017 0-0	2017 10-0	2016 13-5	2017 3-3
2017 1-0	2017 1-0	2016 3-0	2017 3-0	2017 3-0	2016 13-0	2017 3-1	2016 15-4	2017 0-0	2017 10-0	2016 13-5	2017 3-3
<b>Bruno DeRose</b>	2017 3-0	<b>Haden Hoggarth</b>	2016 6-2	2017 3-0	2016 13-0	2017 3-1	2016 15-4	2017 0-0	2017 10-0	2016 13-5	2017 3-3
2017 3-0	2017 3-0	2016 6-2	2017 3-0	2017 3-0	2016 13-0	2017 3-1	2016 15-4	2017 0-0	2017 10-0	2016 13-5	2017 3-3
<b>Alec Dhaenens</b>	2014 14-2	<b>Tyler Horton</b>	2015 12-2	2016 13-13	2016 13-0	2017 3-3	2016 15-4	2017 0-0	2017 10-0	2016 13-5	2017 3-3
2015 13-0	2015 13-0	2015 12-2	2016 13-13	2016 13-13	2016 13-0	2017 3-3	2016 15-4	2017 0-0	2017 10-0	2016 13-5	2017 3-3
2016 13-12	2016 13-12	2015 12-2	2016 13-13	2016 13-13	2016 13-0	2017 3-3	2016 15-4	2017 0-0	2017 10-0	2016 13-5	2017 3-3
2017 3-2	2017 3-2	2015 12-2	2016 13-13	2016 13-13	2016 13-0	2017 3-3	2016 15-4	2017 0-0	2017 10-0	2016 13-5	2017 3-3
<b>TOTAL</b> 43-16	2017 3-2	2015 12-2	2016 13-13	2016 13-13	2016 13-0	2017 3-3	2016 15-4	2017 0-0	2017 10-0	2016 13-5	2017 3-3

## GAMES PLAYED WHEN RANKED (100-15)

SEASON	OPPONENT	COACH	AP	W/L	SCORE
2002	Louisiana Tech	22	--	W	36-10
2002	Nevada	21	23	W	44-7
2002	Iowa State	15	18	W	34-16
<b>Final Ranking</b>		<b>12</b>	<b>15</b>		
2003	UTEP	23	24	W	51-21
2003	Fresno State	20	20	W	31-17
2003	Nevada	18	18	W	56-3
2003	Hawaii	17	18	W	45-28
2003	TCU	16	18	W	34-31
<b>Final Ranking</b>		<b>15</b>	<b>16</b>		
2004	UTEP	23	23	W	47-31
2004	BYU	21	21	W	28-27
2004	SMU	21	23	W	38-20
2004	Tulsa	18	21	W	45-42
2004	Fresno State	16	19	W	33-16
2004	Hawaii	15	18	W	69-3
2004	San Jose State	13	14	W	56-49
2004	Louisiana Tech	12	13	W	55-14
2004	Nevada	10	10	W	58-21
2004	Louisville	10	10	L	40-44
<b>Final Ranking</b>		<b>13</b>	<b>12</b>		
2005	Georgia	19	18	L	13-48
<b>Final Ranking</b>		<b>-</b>	<b>-</b>		
2006	Hawaii	25	25	W	41-34
2006	Utah	22	22	W	36-3
2006	Louisiana Tech	21	20	W	55-14
2006	New Mexico St.	19	20	W	40-28
2006	Idaho	17	18	W	42-26
2006	Fresno State	14	14	W	45-21
2006	San Jose State	13	14	W	23-20
2006	Utah State	13	13	W	49-10
2006	Nevada	12	12	W	38-7
2006	Oklahoma	9	9	W	43-42 OT
<b>Final Ranking</b>		<b>6</b>	<b>5</b>		
2007	Weber State	23	24	W	56-7
2007	Washington	20	22	L	10-24
2007	San Jose State	22	21	W	42-7
2007	Utah State	19	19	W	52-0
2007	Idaho	15	17	W	58-14
2007	Hawai'i	17	17	L	27-39
2007	East Carolina	22	24	L	38-41
<b>Final Ranking</b>		<b>-</b>	<b>-</b>		
2008	Louisiana Tech	18	17	W	38-3
2008	Southern Miss	16	15	W	24-7
2008	Hawai'i	16	15	W	27-7
2008	San Jose State	13	13	W	33-16
2008	New Mexico St.	11	11	W	49-0
2008	Utah State	10	9	W	49-14
2008	Idaho	9	9	W	49-10
2008	Nevada	9	9	W	41-34
2008	Fresno State	9	9	W	61-10
2008	TCU	9	9	L	16-17
<b>Final Ranking</b>		<b>13</b>	<b>11</b>		
2009	Oregon	16	14	W	19-8
2009	Miami (OH)	11	12	W	48-0
2009	Fresno State	10	10	W	51-34
2009	Bowling Green	8	8	W	49-14
2009	UC Davis	5	5	W	34-16
2009	Tulsa	6	5	W	28-21
2009	Hawai'i	5	6	W	54-9
2009	San Jose State	5	6	W	45-7
2009	Louisiana Tech	5	5	W	45-35
2009	Idaho	6	6	W	63-25
2009	Utah State	6	6	W	52-21
2009	Nevada	6	6	W	44-33
2009	New Mexico St.	6	6	W	42-7
2009	TCU	6	6	W	17-10
<b>Final Ranking</b>		<b>4</b>	<b>4</b>		

SEASON	OPPONENT	COACH	AP	W/L	SCORE
2010	Virginia Tech	5	3	W	33-30
2010	Wyoming	3	3	W	51-6
2010	Oregon State	3	3	W	37-24
2010	New Mexico St.	3	3	W	59-0
2010	Toledo	4	4	W	57-14
2010	San Jose State	3	3	W	48-0
2010	Louisiana Tech	2	2	W	49-20
2010	Hawai'i	3	2	W	42-7
2010	Idaho	4	4	W	52-14
2010	Fresno State	3	3	W	51-0
2010	Nevada	3	3	L	31-34 OT
2010	Utah State	10	9	W	50-14
2010	Utah	10	10	W	26-3
<b>Final Ranking</b>		<b>7</b>	<b>9</b>		
2011	Georgia	7	5	W	35-21
2011	Toledo	4	4	W	40-15
2011	Tulsa	4	4	W	41-21
2011	Nevada	5	4	W	30-10
2011	Fresno State	6	5	W	57-7
2011	Colorado State	6	5	W	63-13
2011	Air Force	7	5	W	37-26
2011	UNLV	5	5	W	48-21
2011	TCU	5	5	L	35-36
2011	San Diego State	11	10	W	52-35
2011	Wyoming	8	7	W	36-14
2011	New Mexico	8	T9	W	45-0
2011	Arizona State	6	8	W	56-24
<b>Final Ranking</b>		<b>6</b>	<b>8</b>		
2012	Michigan State	22	24	L	13-17
2012	BYU		24	W	7-6
2012	New Mexico		24	W	32-29
2012	Southern Miss	25		W	40-14
2012	Fresno State	22	24	W	20-10
2012	UNLV	22	24	W	32-7
2012	Wyoming	18	21	W	45-14
2012	San Diego State	14	19	L	19-21
2012	Hawai'i	24		W	49-14
2012	Colorado State	22		W	42-14
2012	Nevada	15	25	W	27-21
2012	Washington	15	20	W	28-26
<b>Final Ranking</b>		<b>14</b>	<b>18</b>		
2013	Washington	19	19	L	6-38
<b>Final Ranking</b>		<b>--</b>	<b>--</b>		
2014	Utah State	25	25	W	50-19
2014	Fresno State	22	22	W	28-14
2014	Arizona	21	21	W	38-30
<b>Final Ranking</b>		<b>16</b>	<b>16</b>		
2015	Washington	24	23	W	16-13
2015	BYU	22	20	L	24-35
2015	Colorado State	24	25	W	41-10
2015	Utah State	20	21	L	26-52
<b>Final Ranking</b>		<b>NR</b>	<b>NR</b>		
2016	Utah State		24	W	21-10
2016	New Mexico	19	19	W	49-21
2016	Colorado State	15	15	W	28-23
2016	BYU	14	14	W	28-27
2016	Wyoming	13	13	L	28-30
2016	San Jose State	24	24	W	45-31
2016	Hawaii	24	24	W	52-16
2016	UNLV	23	22	W	42-25
2016	Air Force	19	20	L	20-27
<b>Final Ranking</b>		<b>NR</b>	<b>NR</b>		



## NON-SATURDAY GAMES

DATE	OPPONENT	DAY	W/L	SCORE	DATE	OPPONENT	DAY	W/L	SCORE
10/19/01	@ (8) Fresno State	FRI	W	35-30	09/16/11	@ Toledo	FRI	W	40-15
10/18/02	Fresno State	FRI	W	67-21	10/07/11	@ Fresno State	FRI	W	57-7
12/31/02	vs. Iowa State*	TUE	W	34-16	12/22/11	vs. Arizona State*	THUR	W	56-24
10/30/03	@ BYU	THUR	W	50-21	08/31/12	@ Michigan State	FRI	L	13-17
11/21/03	@ Fresno State	FRI	W	31-17	09/20/12	BYU	THUR	W	7-6
12/23/03	vs. (19) TCU*	TUE	W	34-31	09/13/13	Air Force	FRI	W	42-20
09/10/04	Oregon State	FRI	W	53-34	09/20/13	@ Fresno State	FRI	L	40-41
09/24/04	BYU	FRI	W	28-27	10/25/13	@ BYU	FRI	L	20-37
10/29/04	Hawaii	FRI	W	69-3	12/24/13	vs. Oregon State *	TUE	L	23-38
12/31/04	vs. Louisville*	FRI	L	40-44	08/28/14	vs. Ole Miss	THUR	L	13-35
09/21/05	Bowling Green	WED	W	48-20	10/17/14	Fresno State	FRI	W	37-27
11/10/05	@ Fresno State	THUR	L	7-27	10/24/14	BYU	FRI	W	55-30
12/28/05	vs. Boston College*	WED	L	21-27	12/31/14	Arizona *	WED	W	38-30
08/31/06	Sacramento State	THUR	W	45-0	09/04/15	Washington	FRI	W	16-13
09/07/06	Oregon State	THUR	W	42-14	09/18/15	Idaho State	FRI	W	52-0
10/15/06	@ New Mexico State	SUN	W	40-28	09/25/15	@ Virginia	FRI	W	56-14
11/01/06	Fresno State	WED	W	45-21	10/16/15	@ Utah State	FRI	L	26-52
01/01/07	vs. (7) Oklahoma*	MON	W	43-42 (OT)	11/20/15	Air Force	FRI	L	30-37
08/31/07	Weber State	FRI	W	56-7	11/27/15	@ San Jose State	FRI	W	40-23
09/27/07	Southern Miss	THUR	W	38-16	12/23/15	vs. Northern Illinois *	WED	W	55-7
10/07/07	New Mexico State	SUN	W	58-0	10/07/16	@ New Mexico	FRI	W	49-21
10/14/07	Nevada	SUN	W	69-67 (4 OT)	10/20/16	BYU	THUR	W	28-27
10/26/07	@ Fresno State	FRI	W	34-21	11/04/16	San Jose State	FRI	W	45-31
11/23/07	@ (13) Hawaii	FRI	L	27-39	11/18/16	UNLV	FRI	W	42-25
12/23/07	vs. East Carolina*	FRI	L	38-41	11/25/16	@ Air Force	FRI	L	20-27
10/01/08	Louisiana Tech	WED	W	38-3	12/27/16	vs. Baylor *	TUE	L	12-31
10/17/08	Hawaii	FRI	W	27-7	09/14/17	New Mexico	THUR	W	28-14
10/24/08	@ San Jose State	FRI	W	33-16	09/22/17	Virginia	FRI		
11/28/08	Fresno State	FRI	W	61-10	10/06/17	BYU	FRI		
12/23/08	vs. (11) TCU*	TUE	L	16-17					
09/03/09	(16) Oregon	THUR	W	19-8					
09/18/09	@ Fresno State	FRI	W	51-34					
10/14/09	@ Tulsa	WED	W	28-21					
11/06/09	@ Louisiana Tech	FRI	W	45-35					
11/20/09	@ Utah State	FRI	W	52-21					
11/27/09	Nevada	FRI	W	44-33					
01/04/10	(4) TCU*	MON	W	17-10					
09/06/10	vs. (10) Virginia Tech	MON	W	33-30					
09/26/10	Louisiana Tech	TUE	W	49-20					
11/12/10	@ Idaho	FRI	W	52-14					
11/19/10	Fresno State	FRI	W	51-0					
11/26/10	@ (19) Nevada	FRI	L	31-34 (OT)					
12/22/10	vs. (19) Utah*	WED	W	26-3					

\* Bowl Game

### Broken Down by Day of the Week:

DAY	REGULAR SEASON	BOWL
Monday	1-0	2-0
Tuesday	1-0	2-3
Wednesday	4-0	3-1
Thursday	8-2	1-0
Friday	29-8	0-2
Sunday	3-0	--
<b>TOTAL</b>	<b>46-10</b>	<b>8-6</b>

**ALL-TIME RECORD: 54-16**

# NATIONALLY TELEVISED GAMES


DATE	OPPONENT	LOC	W/L	SCORE	TV	DATE	OPPONENT	LOC	W/L	SCORE	TV
12/30/99	Louisville	H	W	34-31	ESPN	09/06/10	Virginia Tech	N	W	33-30	ESPN
12/28/00	UTEP	H	W	38-23	ESPN	09/18/10	Wyoming	A	W	51-6	CBS CTV
10/19/01	Fresno State	A	W	35-30	ESPN	09/25/10	Oregon State	H	W	37-24	ABC
10/18/02	Fresno State	H	W	67-21	ESPN	10/26/10	Louisiana Tech	H	W	49-20	ESPN2
12/31/02	Iowa State	H	W	34-16	ESPN	11/06/10	Hawaii	H	W	42-7	ESPNU/3D
10/30/03	BYU	A	W	50-12	ESPN	11/12/10	Idaho	A	W	52-14	ESPN2/3D
11/02/03	Fresno State	A	W	31-17	ESPN2	11/19/10	Fresno State	H	W	51-0	ESPN2
12/06/03	Hawaii	A	W	45-28	ESPN2	11/26/10	Nevada	A	L	31-34 (OT)	ESPN
12/23/03	TCU	N	W	34-31	ESPN	12/22/10	Utah	N	W	26-3	ESPN
09/10/04	Oregon State	H	W	53-34	ESPN	09/03/11	Georgia	N	W	35-21	ESPN
09/24/04	BYU	H	W	28-27	ESPN	09/16/11	Toledo	A	W	40-15	ESPN
10/23/04	Fresno State	H	W	33-16	ESPN2	09/24/11	Tulsa	H	W	41-21	CBS SN
10/29/04	Hawaii	H	W	69-3	ESPN2	10/01/11	Nevada	H	W	30-10	VERSUS
11/13/04	San Jose State	A	W	56-49 (2OT)	ESPN2	10/07/11	Fresno State	A	W	57-7	ESPN
11/22/04	Nevada	A	W	58-21	ESPN	10/15/11	Colorado State	A	W	63-13	The Mtn.
12/31/04	Louisville	N	L	41-44	ESPN	10/22/11	Air Force	H	W	37-26	VERSUS
09/03/05	Georgia	A	L	13-48	ESPN	11/05/11	UNLV	A	W	48-21	CBS SN
09/21/05	Bowling Green	H	W	48-20	ESPN2	11/12/11	TCU	H	L	35-36	VERSUS
11/10/05	Fresno State	A	L	7-27	ESPN	11/19/11	San Diego State	A	W	52-35	CBS SN
12/28/05	Boston College	H	L	20-27	ESPN	11/26/11	Wyoming	H	W	36-14	The Mtn.
09/07/06	Oregon State	H	W	42-14	ESPN	12/03/11	New Mexico	H	W	45-0	The Mtn.
10/15/06	New Mexico St.	A	W	40-28	ESPN	12/22/11	Arizona State	N	W	56-24	ESPN
11/01/06	Fresno State	H	W	45-21	ESPN2	08/31/12	Michigan State	A	L	13-17	ESPN
11/25/06	Nevada	A	W	38-7	ESPN2	09/15/12	Miami (Ohio)	H	W	39-12	NBC SN
01/01/07	Oklahoma	N	W	43-42 (OT)	FOX	09/20/12	BYU	H	W	7-6	ESPN
09/27/07	Southern Miss	H	W	38-16	ESPN	10/13/12	Fresno State	H	W	20-10	NBC SN
10/07/07	New Mexico St.	H	W	58-0	ESPN	10/20/12	UNLV	H	W	32-7	NBC SN
10/14/07	Nevada	H	W	69-67 (4OT)	ESPN	10/27/12	Wyoming	A	W	45-14	CBS SN
10/26/07	Fresno State	A	W	34-21	ESPN2	11/03/12	San Diego State	H	L	19-21	CBS SN
11/23/07	Hawaii	A	L	27-39	ESPN2	11/10/12	Hawai'i	A	W	49-14	NBC SN
12/23/07	East Carolina	N	L	38-41	ESPN	11/17/12	Colorado State	H	W	42-14	NBC SN
10/01/08	Louisiana Tech	H	W	38-3	ESPN	12/01/12	Nevada	A	W	27-21	ABC
10/11/08	Southern Miss	A	W	24-7	CBS CTV	12/22/12	Washington	N	W	28-26	ESPN
10/17/08	Hawaii	H	W	27-7	ESPN	08/31/13	Washington	A	L	6-38	FS1
10/24/08	San Jose State	A	W	33-16	ESPN2	09/13/13	Air Force	H	W	42-20	ESPN
11/21/08	Nevada	A	W	41-34	ESPN2	09/20/13	Fresno State	A	L	40-41	ESPN
11/28/08	Fresno State	H	W	61-10	ESPN2	09/28/13	Southern Miss	H	W	60-7	ESPNU
12/23/08	TCU	N	L	16-17	ESPN	10/12/13	Utah State	A	W	34-23	CBS SN
09/03/09	Oregon	H	W	19-8	ESPN	10/19/13	Nevada	H	W	34-17	CBS SN
09/9/09	Fresno State	A	W	51-34	ESPN	10/25/13	BYU	A	L	20-37	ESPN
10/14/09	Tulsa	A	W	28-21	ESPN	11/02/13	Colorado State	A	W	42-30	CBS SN
11/06/09	Louisiana Tech	A	W	45-35	ESPN2	11/16/13	Wyoming	H	W	48-7	ESPN2
11/14/09	Idaho	H	W	63-25	ESPNU	11/23/13	San Diego State	A	L	31-34 (OT)	CBS SN
11/20/09	Utah State	A	W	52-21	ESPN2	11/30/13	New Mexico	H	W	45-17	ESPN2
11/27/09	Nevada	A	W	44-33	ESPN2	12/24/13	Oregon State	N	L	23-38	ESPN
01/04/10	TCU	N	W	17-10	FOX						

CONTINUED ON NEXT PAGE

## NATIONALLY TELEVISED GAMES

DATE	OPPONENT	LOC	W/L	SCORE	TV
08/28/14	Ole Miss	N	L	13-35	ESPN
09/06/14	Colorado State	H	W	37-24	ESPN2
09/13/14	Connecticut	A	W	38-21	ABC/ESPN2
09/20/14	Louisiana	H	W	34-9	CBS SN
09/27/14	Air Force	A	L	14-28	CBS SN
10/04/14	Nevada	A	W	51-46	CBS SN
10/17/14	Fresno State	H	W	37-27	ESPN
10/24/14	BYU	H	W	55-30	ESPN
11/08/14	New Mexico	A	W	60-49	CBS SN
11/15/14	San Diego State	H	W	38-29	ESPNU
11/22/14	Wyoming	A	W	63-14	ESPN2
11/29/14	Utah State	H	W	50-19	ESPN2
12/06/14	Fresno State	H	W	28-14	CBS
12/31/14	Arizona	N	W	38-30	ESPN
09/04/15	Washington	H	W	16-13	ESPN
09/12/15	BYU	A	L	24-35	ESPN2
9/18/15	Idaho State	H	W	52-0	CBS SN
9/25/15	Virginia	A	W	56-12	ESPN
10/03/15	Hawai'i	H	W	55-0	ESPN2
10/10/15	Colorado State	A	W	41-10	CBS SN
10/16/15	Utah State	A	L	26-52	CBS SN
10/24/15	Wyoming	H	W	34-14	ESPN2
10/31/15	UNLV	A	W	55-27	ESPNU
11/14/15	New Mexico	H	L	24-31	ESPNU
11/20/15	Air Force	H	L	30-37	ESPN2
11/27/15	San Jose State	A	W	40-27	CBS SN
12/23/15	N. Illinois	N	W	55-7	ESPN
09/03/16	Louisiana	A	W	45-10	ASN
09/10/16	Washington St.	H	W	31-28	ESPN2
09/24/16	Oregon State	A	W	38-24	FS1
10/01/16	Utah State	H	W	21-10	ESPN2
10/07/16	New Mexico	A	W	49-21	CBS SN
10/15/16	Colorado State	H	W	28-23	ESPN2
10/20/16	BYU	H	W	28-27	ESPN
10/29/16	Wyoming	A	L	28-30	CBS SN
11/04/16	San Jose State	H	W	45-31	ESPN2
11/12/16	Hawaii	A	W	52-16	CBS SN
11/18/16	UNLV	H	W	42-25	ESPN2
11/25/16	Air Force	A	L	20-27	CBS SN
12/27/16	Baylor	N	L	12-31	ESPN
09/02/17	Troy	H	W	24-13	ESPNU
09/09/17	Washington St.	A	L	44-47 (3OT)	ESPN
09/14/17	New Mexico	H	W	28-14	ESPN
09/22/17	Virginia	H			ESPN2

## ALBERTSONS STADIUM / THE BLUE



Albertsons Stadium - and Lyle Smith Field - is the home of Boise State football and the annual Famous Idaho Potato Bowl.

Smith, who passed away in July of 2017 at the age of 101, is the undisputed father of Bronco football, who from 1946-67 built one of the top junior college programs in the country. When he retired from his head coaching position to become the athletic director, Smith had a record of 156-25-6 (.850).

Completed during the summer of 1970 at a cost of \$2.2 million, what was originally known as Bronco Stadium had a seating capacity of 14,500. Since that time the stadium has expanded four times to its current capacity of 36,387.

Boise State established a first in 1986 by installing the first blue AstroTurf in the country. The second blue AstroTurf field was installed in 1995, with the third going in prior to the 2002 season. The first Blue FieldTurf surface was installed in 2008. A second Blue FieldTurf field was installed prior to the 2010 season, making a total of five different blue fields at the stadium.

Boise State's was the first collegiate stadium to have the entire field produced in a special color.

Since 1986, Boise State is a combined 173-36 on The Blue, a winning percentage of .828. And since 2000, Boise State has gone 104-6 at home (.946), the highest winning percentage in the country during that time.

Overall, since the construction of Albertsons Stadium in 1970, Boise State is 256-53 (.829), the highest winning percentage of any stadium in the country built before 1980.

## BLOCKED KICKS

The following is a breakdown of blocked kicks since 1990:

SEASON	PAT	FG	PUNT	TOTAL
1990	2	5	5	12
1991	0	2	1	3
1992	0	0	2	2
1993	3	3	1	7
1994	2	2	0	4
1995	1	1	0	2
1996	0	1	1	2
1997	0	2	1	3
1998	0	0	0	0
1999	0	2	3	5
2000	0	0	3	3
2001	0	0	1	1
2002	0	1	4	5
2003	0	1	4	5
2004	1	1	2	4
2005	1	1	1	3
2006	0	2	0	2
2007	3	4	4	11
2008	0	2	2	4
2009	0	0	1	1
2010	0	2	2	4
2011	3	0	4	7
2012	0	1	0	1
2013	0	3	0	3
2014	0	2	1	3
2015	0	1	1	2
2016	0	2	1	3
2017				

## RANKED OPPONENTS

The following is a list of ranked opponents the Broncos have faced since joining the Football Bowl Subdivision in 1996:

SEASON	OPPONENT	BSU	LOC	W/L	RES
1996	(5) Arizona State		A	L	7-56
1997	(15) Washington State		A	L	0-58
1999	(17) UCLA		A	L	7-38
2001	(21) South Carolina		A	L	13-32
2001	(8) Fresno State		A	W	35-30
2003	(19) TCU	(18)	A	W	34-31
2004	(8) Louisville		N	L	40-44
2005	(13) Georgia	(18)	A	L	13-48
2005	(20) Fresno State		A	L	7-27
2005	(19) Boston College		H	L	21-27
2006 ('07)	(7) Oklahoma	(9)	N	W	43-42 (OT)
2007	(13) Hawaii	(17)	A	L	29-39
2008	(12) Oregon		A	W	37-32
2008	(11) TCU	(9)	N	L	16-17
2009	(16) Oregon	(14)	H	W	19-8
2009 ('10)	(4) TCU	(6)	N	W	17-10
2010	(10) Virginia Tech	(3)	N	W	33-30
2010	(24) Oregon State	(3)	H	W	37-24
2010	(19) Nevada	(4)	A	L	31-34 (OT)
2010	(20) Utah	(10)	N	W	26-3
2011	(19) Georgia	(5)	N	W	35-21
2011	(24) TCU	(5)	H	L	35-36
2012	(13) Michigan State	(24)	A	L	13-17
2013	(25) Fresno State		A	L	40-41
2014	(18) Ole Miss		N	L	13-35
2014	(10) Arizona	(20)	N	W	38-30
2017	(20) Washington State		A	L	44-47 (3OT)

**ALL-TIME RECORD: 11-16**

## OVERTIME GAMES

YEAR	OPPONENT	LOC	W/L	SCORE	# OT
1988	N. Arizona	A	W	24-21	1
1990	Nevada	A	L	52-59	3
1997	Idaho	A	W	30-23	1
1998	Idaho	H	L	35-36	1
2004	San Jose State	A	W	56-49	2
2006	Oklahoma	N	W	43-42	1
2007	Nevada	H	W	69-67	4
2010	Nevada	A	L	31-34	1
2013	San Diego State	A	L	31-34	1
2017	Washington State	A	L	44-47	3

**ALL-TIME RECORD: 5-5**



## THE LAST TIME (INDIVIDUAL)

### TOTAL OFFENSE

#### Yards

500+ ..... Kellen Moore (507)  
 ..... Nov. 6, 2010; Hawai'i  
 400+ ..... Brett Rypien (427)  
 ..... Oct. 20, 2016; BYU  
 300+ ..... Brett Rypien (305)  
 ..... Dec. 27, 2016; Baylor

### PASSING

#### Yards

500+ ..... Brett Rypien (503)  
 ..... Nov. 14, 2015; New Mexico  
 400+ ..... Brett Rypien (442)  
 ..... Oct. 20, 2016; BYU  
 300+ ..... Brett Rypien (305)  
 ..... Dec. 27, 2016; Baylor

#### 300+ Passing at Halftime

..... Brett Rypien (317; 16-24)  
 ..... Oct. 20, 2016; BYU

#### Attempts

60+ ..... Brett Rypien (74)  
 ..... Nov. 14, 2015; New Mexico  
 50+ ..... Brett Rypien (51)  
 ..... Dec. 27, 2016; Baylor  
 40+ ..... Brett Rypien (51)  
 ..... Dec. 27, 2016; Baylor  
 30+ ..... Brett Rypien (51)  
 ..... Dec. 27, 2016; Baylor

#### Completions

40+ ..... Brett Rypien (40)  
 ..... Nov. 14, 2015; New Mexico  
 30+ ..... Brett Rypien (32)  
 ..... Dec. 27, 2016; Baylor  
 20+ ..... Brett Rypien (32)  
 ..... Dec. 27, 2016; Baylor

#### Pass Percentage (Min. 15 Attempts)

.800+ ..... Brett Rypien (.818/18-22)  
 ..... Nov. 12, 2016; Hawai'i  
 .700+ ..... Montell Cozart (.789/15-19)  
 ..... Sept. 14, 2017; New Mexico  
 .600+ ..... Montell Cozart (.789/25-19)  
 ..... Sept. 14, 2017; New Mexico

#### Touchdown Passes

6+ ..... Jim McMillan (6)  
 ..... Nov. 16, 1974; Montana  
 5+ ..... Brett Rypien (5)  
 ..... Oct. 7, 2016; New Mexico  
 4+ ..... Brett Rypien (4)  
 ..... Nov. 12, 2016; Hawai'i  
 3+ ..... Brett Rypien (4)  
 ..... Nov. 12, 2016; Hawai'i

### Passes Had Intercepted

5+ ..... Mike Virden (6)  
 ..... Oct. 28, 1989; Montana  
 4+ ..... Grant Hedrick (4)  
 ..... Sept. 27, 2014; Air Force  
 3+ ..... Brett Rypien (3)  
 ..... Sept. 10, 2016; Washington State

### RUSHING

#### Yards

250+ ..... Eron Hurley (254)  
 ..... Nov. 21, 1998; Idaho  
 200+ ..... Jeremy McNichols (206)  
 ..... Nov. 18, 2016; UNLV  
 150+ ..... Jeremy McNichols (206)  
 ..... Nov. 18, 2016; UNLV  
 100+ ..... Jeremy McNichols (206)  
 ..... Nov. 18, 2016; UNLV

#### 100-Yards by Halftime

..... Jeremy McNichols (147)  
 ..... Nov. 12, 2016; Hawai'i

#### Multiple Players with 100+

..... Jeremy McNichols (158) /  
 ..... Alexander Mattison (100)  
 ..... Nov. 4, 2016; San Jose State

#### Attempts

35+ ..... Jeremy McNichols (40)  
 ..... Oct. 15, 2016; Colorado State  
 30+ ..... Jeremy McNichols (31)  
 ..... Nov. 18, 2016; UNLV  
 25+ ..... Jeremy McNichols (31)  
 ..... Nov. 18, 2016; UNLV  
 20+ ..... Jeremy McNichols (22)  
 ..... Nov. 25, 2016; Air Force

#### Yards Per Carry (Min. 10 Attempts)

10.0+ ..... D.J. Harper (10.7)  
 ..... Nov. 17, 2012; Colorado State  
 8.0+ ..... Jeremy McNichols (9.6)  
 ..... Nov. 12, 2016; Hawai'i  
 6.0+ ..... Montell Cozart (7.9)  
 ..... Sept. 14, 2017; New Mexico

#### Touchdowns

5+ ..... Jay Ajayi (5)  
 ..... Nov. 29, 2014; Utah State  
 4+ ..... Jeremy McNichols (4)  
 ..... Nov. 18, 2016; UNLV  
 3+ ..... Jeremy McNichols (4)  
 ..... Nov. 18, 2016; UNLV

### Longest Run From Scrimmage

80+ ..... Jeremy McNichols (80)  
 ..... Oct. 15, 2016; Colorado State  
 70+ ..... Jeremy McNichols (80)  
 ..... Oct. 15, 2016; Colorado State  
 60+ ..... Jeremy McNichols (80)  
 ..... Oct. 15, 2016; Colorado State  
 50+ ..... Jeremy McNichols (56)  
 ..... Nov. 25, 2016; Air Force  
 40+ ..... Alexander Mattison (49)  
 ..... Sept. 2, 2017; Troy

### RECEIVING

#### Receptions

15+ ..... Thomas Sperbeck (20)  
 ..... Nov. 14, 2015; New Mexico  
 10+ ..... Thomas Sperbeck (20)  
 ..... Nov. 14, 2015; New Mexico  
 8+ ..... Cedrick Wilson (9)  
 ..... Sept. 9, 2017; Washington State  
 5+ ..... Cedrick Wilson (9)  
 ..... Sept. 9, 2017; Washington State

#### 10 Receptions at Halftime

..... Shane Williams-Rhodes (10)  
 ..... Nov. 16, 2013; Wyoming

#### Yards

250+ ..... Thomas Sperbeck (281)  
 ..... Nov. 14, 2015; New Mexico  
 200+ ..... Thomas Sperbeck (281)  
 ..... Nov. 14, 2015; New Mexico  
 150+ ..... Cedrick Wilson (193)  
 ..... Nov. 25, 2016; Air Force  
 100+ ..... Cedrick Wilson (147)  
 ..... Sept. 9, 2017; Washington State

#### 100+ Receiving at Halftime

..... Cedrick Wilson (106; 6 receptions)  
 ..... Nov. 12, 2016; Hawai'i

#### Multiple Receivers w/ 10-plus Rec

..... Shane Williams-Rhodes (14) /  
 ..... Jay Ajayi (12)  
 ..... Aug. 28, 2014; Ole Miss

#### Multiple 100-yard Receivers

..... Cedrick Wilson (193) /  
 ..... Thomas Sperbeck (123)  
 ..... Nov. 25, 2016; Air Force

#### Yards Per Catch (Min. Five Rec.)

40.0+ ..... Al Marshall (40.8/5-204)  
 ..... Nov. 4, 1972; Portland State  
 30.0+ ..... Thomas Sperbeck (35.6/5-178)  
 ..... Oct. 10, 2015; Colorado State  
 20.0+ ..... Thomas Sperbeck (24.6/5-123)  
 ..... Nov. 25, 2016; Air Force

## THE LAST TIME (INDIVIDUAL)

### Touchdowns

4+ ..... Austin Pettis (4)  
 ..... Nov. 14, 2009; Idaho  
 3+ ..... Cedrick Wilson (3)  
 ..... Oct. 7, 2016; New Mexico  
 2+ ..... Jake Roh (2)  
 ..... Sept. 14, 2017; New Mexico

### Longest Reception

90+ ..... Lawrence Bady (98)  
 ..... Oct. 18, 2003; SMU  
 80+ ..... Thomas Sperbeck (82)  
 ..... Oct. 10, 2015; Colorado State  
 70+ ..... Cedrick Wilson (75)  
 ..... Nov. 25, 2016; Air Force  
 60+ ..... Cedrick Wilson (75)  
 ..... Nov. 25, 2016; Air Force  
 50+ ..... Cedrick Wilson (75)  
 ..... Nov. 25, 2016; Air Force

### MISC.

#### 100+ Yard Rush/Receiving

..... Jeremy McNichols  
 ..... 140 rushing/109 receiving  
 ..... Oct. 20, 2016; BYU

#### Threw and Caught a TD Pass

..... Thomas Sperbeck  
 ..... (11-yd passes/12-yd catch)  
 ..... Oct. 15, 2016; Colorado State

#### Fumble Recovered for a TD

..... Curtis Weaver (55-yard recovery)  
 ..... Sept. 9, 2017; Washington State

#### Multiple Players Threw for TDs

4+ ..... Kellen Moore (2) /  
 ..... Tanyon Bissell (1) /  
 ..... Mike Coughlin (1) / Vinny Perretta (1)  
 ..... Nov. 8, 2008; Utah State  
 3+ ..... Kellen Moore (2) /  
 ..... Tanyon Bissell (1) /  
 ..... Mike Coughlin (1) / Vinny Perretta (1)  
 ..... Nov. 8, 2008; Utah State  
 2+ ..... Brett Rypien (1) /  
 ..... Thomas Sperbeck (1)  
 ..... Oct. 15, 2016; Colorado State

### DEFENSE

#### Interceptions

4+ ..... Steve Forrey (4)  
 ..... 1968; Idaho State  
 3+ ..... Brandyn Thompson (3)  
 ..... Oct. 17, 2008; Hawai'i  
 2+ ..... Donte Deayon (2)  
 ..... Sept. 12, 2015; BYU

#### Interception Return for a TD

..... Tyler Horton (85 yards)  
 ..... Sept. 10, 2016; Washington State

### Total Tackles

25+ ..... Scott Russell (28)  
 ..... Sept. 17, 1988; Northern Arizona  
 20+ ..... Scott Russell (28)  
 ..... Sept. 17, 1988; Northern Arizona  
 15+ ..... Leighton Vander Esch (16)  
 ..... Sept. 9, 2017; Washington State  
 10+ ..... Leighton Vander Esch (13) /  
 ..... DeAndre Pierce (12) /  
 ..... Tyson Maeva (11)  
 ..... Sept. 14, 2017; New Mexico

### Solo Tackles

10+ ..... Leighton Vander Esch (10)  
 ..... Sept. 9, 2017; Washington State

### Sacks

4+ ..... Chris Wing (4.0)  
 ..... Sept. 7, 1996; Portland State  
 3+ ..... Kamalei Correa (3.0)  
 ..... Nov. 22, 2014; Wyoming  
 2+ ..... Leighton Vander Esch (2.0)  
 ..... Sept. 9, 2017; Washington State

### Tackles For Loss

4+ ..... Shea McClellin (4.0)  
 ..... Sept. 6, 2010; Virginia Tech  
 3+ ..... Tanner Vallejo (3.0)  
 ..... Dec. 6, 2014; Fresno State

### SPECIAL TEAMS

#### Kickoff Returns

7+ ..... Jeremy McNichols (7)  
 ..... Nov. 15, 2014; San Diego State  
 6+ ..... Jeremy McNichols (7)  
 ..... Nov. 15, 2014; San Diego State  
 5+ ..... Jeremy McNichols (7)  
 ..... Nov. 15, 2014; San Diego State

#### Longest Kickoff Return

90+ ..... Bryan Douglas (100)  
 ..... Nov. 23, 2013; San Diego State  
 80+ ..... Bryan Douglas (100)  
 ..... Nov. 23, 2013; San Diego State  
 70+ ..... Bryan Douglas (76)  
 ..... Nov. 30, 2013; New Mexico  
 60+ ..... Bryan Douglas (76)  
 ..... Nov. 30, 2013; New Mexico  
 50+ ..... Cedrick Wilson (55)  
 ..... Sept. 2, 2017; Troy

#### Kickoff Return for a TD

..... Bryan Douglas (100)  
 ..... Nov. 23, 2013; San Diego State

### Punt Return

9+ ..... Rick Woods (9)  
 ..... Oct. 20, 1979; Idaho State  
 7+ ..... Quinton Jones (7)  
 ..... Dec. 28, 2005; Boston College  
 6+ ..... Kyle Wilson (6)  
 ..... Nov. 21, 2008; Nevada

### Punt Return Yardage

150+ ..... Quinton Jones (151)  
 ..... Dec. 28, 2005; Boston College  
 100+ ..... Avery Williams (124)  
 ..... Sept. 2, 2017; Troy

### Longest Punt Return

90+ ..... Kyle Wilson (90)  
 ..... Nov. 28, 2008; Fresno State  
 80+ ..... Avery Williams (81)  
 ..... Sept. 2, 2017; Troy  
 70+ ..... Avery Williams (81)  
 ..... Sept. 2, 2017; Troy  
 60+ ..... Avery Williams (81)  
 ..... Sept. 2, 2017; Troy  
 50+ ..... Avery Williams (81)  
 ..... Sept. 2, 2017; Troy

### Punt Return for a TD

..... Avery Williams (81)  
 ..... Sept. 2, 2017; Troy

### Punts

10+ ..... Danny Weeks (11)  
 ..... Oct. 26, 1991; Nevada  
 8+ ..... Sean Wale (8)  
 ..... Sept. 12, 2015; BYU  
 6+ ..... Sean Wale (7)  
 ..... Oct. 1, 2016; Utah State

### Punt Average (Min. Five Punts)

50.0+ ..... Trevor Harman (53.2/5-266)  
 ..... Nov. 12, 2010; Idaho  
 48.0+ ..... Sean Wale (49.0/6-294)  
 ..... Nov. 25, 2016; Air Force  
 46.0+ ..... Sean Wale (49.0/6-294)  
 ..... Nov. 25, 2016; Air Force

### Field Goals

5+ ..... Roberto Moran (5)  
 ..... Nov. 2, 1985; Idaho State  
 4+ ..... Tyler Rausa (4)  
 ..... Sept. 25, 2015; Virginia  
 3+ ..... Haden Hoggarth (3)  
 ..... Sept. 9, 2017; Washington State

### Long Field Goals

55+ ..... Roberto Moran (56)  
 ..... Sept. 14, 1985; UC Davis  
 50+ ..... Tyler Rausa (51)  
 ..... Sept. 25, 2015; Virginia  
 45+ ..... Tyler Rausa (45, 2x)  
 ..... Nov. 20, 2015; Air Force

### Points After Touchdown

10+ ..... Anthony Montgomery (10)  
 ..... Nov. 19, 2005; Idaho  
 9+ ..... Dan Goodale (9)  
 ..... Sept. 7, 2013; UT Martin  
 8+ ..... Dan Goodale (8)  
 ..... Nov. 22, 2014; Wyoming  
 7+ ..... Tyler Rausa (7)  
 ..... Nov. 12, 2016; Hawai'i

## THE LAST TIME (TEAM)

### OFFENSE - TEAM

#### Yards of Total Offense

700+.....	UNLV (705)
.....	Oct. 31, 2015
600+.....	Hawai'i (603)
.....	Nov. 12, 2016
500+.....	Hawai'i (603)
.....	Nov. 12, 2016

#### Fewest Yards of Total Offense

100-.....	Fresno State (69)
.....	Sept. 17, 1977
200-.....	Montana (191)
.....	Oct. 12, 1991
300-.....	New Mexico (264)
.....	Sept. 14, 2017

#### Passing Yards

500+.....	New Mexico (503)
.....	Nov. 14, 2015
400+.....	BYU (442)
.....	Oct. 20, 2016
300+.....	Baylor (305)
.....	Dec. 27, 2016

#### Fewest Passing Yards

50-.....	Northern Arizona (49)
.....	Nov. 11, 1978
100-.....	North Texas (78)
.....	Oct. 18, 1997
150-.....	New Mexico (137)
.....	Sept. 14, 2017

#### Passing Touchdowns

6+.....	Idaho (6)
.....	Nov. 14, 2009
5+.....	New Mexico (5)
.....	Oct. 7, 2016
4+.....	Hawai'i (4)
.....	Nov. 12, 2016

#### Rushing Yards

500+.....	Montana (531)
.....	Oct. 27, 1973
400+.....	Nevada (407)
.....	Oct. 19, 2013
300+.....	San Jose State (300)
.....	Nov. 27, 2015

#### Fewest Rushing Yards

0-.....	Northern Arizona (-11)
.....	Oct. 9, 1993
50-.....	Utah State (34)
.....	Oct. 16, 2015
100-.....	Baylor (83)
.....	Dec. 27, 2016

#### Rushing Touchdowns

8+.....	San Jose State (8)
.....	Nov. 13, 2004
7+.....	Weber State (7)
.....	Aug. 30, 2007
6+.....	UNLV (6)
.....	Nov. 18, 2016
5+.....	UNLV (6)
.....	Nov. 18, 2016

#### Points Scored

70+.....	Idaho (70)
.....	Nov. 19, 2005
60+.....	Wyoming (63)
.....	Nov. 22, 2014
50+.....	Hawai'i (52)
.....	Nov. 12, 2016
40+.....	Washington State (44)
.....	Sept. 9, 2017

#### Fewest Points Scored

0.....	Washington State (0)
.....	Sept. 27, 1997
7-.....	Washington (6)
.....	Aug. 31, 2013
14-.....	Baylor (12)
.....	Dec. 27, 2016

#### Scoring Differential (+)

50+.....	Hawai'i (55-0; +55)
.....	Oct. 3, 2015
40+.....	Northern Illinois (55-7; +48)
.....	Nov. 23, 2015
30+.....	Hawai'i (52-16; +36)
.....	Nov. 12, 2016
20+.....	Hawai'i (52-16; +36)
.....	Nov. 12, 2016

### DEFENSE - TEAM

#### Fumbles Recovered

6+.....	Northeastern Louisiana (6)
.....	Nov. 15, 1986
5+.....	Eastern Washington (5)
.....	Oct. 14, 2000

#### Interceptions

7+.....	Cal Poly (7)
.....	Nov. 17, 1979
6+.....	Northern Iowa (6)
.....	Nov. 24, 1990
5+.....	Idaho (5)
.....	Nov. 14, 2009
4+.....	Virginia (4)
.....	Sept. 25, 2015

#### Fewest Yards Allowed

50-.....	Northern Illinois (33)
.....	Dec. 23, 2015
100-.....	Northern Illinois (33)
.....	Dec. 23, 2015
150-.....	Northern Illinois (33)
.....	Dec. 23, 2015

#### Most Total Yards Allowed

600+.....	Air Force (607)
.....	Nov. 20, 2015
500+.....	Baylor (515)
.....	Dec. 27, 2016
400+.....	Washington State (455)
.....	Sept. 9, 2017

#### Fewest Passing Yards Allowed

0-.....	Northern Arizona (-4)
.....	Oct. 25, 1975
50-.....	Air Force (45)
.....	Nov. 25, 2016
100-.....	New Mexico (79)
.....	Sept. 14, 2017

#### Most Passing Yards Allowed

600+.....	Louisiana Tech (602)
.....	Oct. 3, 1998
500+.....	New Mexico State (526)
.....	Oct. 15, 2006
400+.....	Washington State (433)
.....	Sept. 9, 2017

#### Fewest Rushing Yards Allowed

0-.....	Northern Illinois (-5)
.....	Dec. 23, 2015
50-.....	Washington State (22)
.....	Sept. 9, 2017
100-.....	Washington State (22)
.....	Sept. 9, 2017

#### Most Rushing Yards Allowed

400+.....	New Mexico (505)
.....	Nov. 8, 2014
300+.....	Air Force (314)
.....	Nov. 25, 2016
200+.....	Air Force (314)
.....	Nov. 25, 2016

#### Fewest Points Allowed

0-.....	Hawai'i (0)
.....	Oct. 3, 2015
3-.....	Hawai'i (0)
.....	Oct. 3, 2015
7-.....	Northern Illinois (7)
.....	Dec. 23, 2015

#### Most Points Allowed

60+.....	Nevada (67)
.....	Oct. 14, 2007
50+.....	Utah State (52)
.....	Oct. 16, 2015
40+.....	Washington State (47)
.....	Sept. 9, 2017

## GAME-BY-GAME SUMMARIES

### GAME ONE

Boise State vs Troy

Sept. 2, 2017

Albertsons Stadium • Boise, Idaho  
Att.: 31,581 • TV: ESPN

**BOISE, Idaho (AP)** - Just before Boise State's Avery Williams touched the ball for the first time, he couldn't even see it. Still, the ball fell into his hands and 81 yards later, he was standing in the end zone. Williams' punt return in the first quarter sparked Boise State, while the Broncos' defense stymied Troy all game long to post a 24-13 victory in the season opener for both teams. Troy mustered only 215 yards, matching the Trojans' lowest offensive output since a 66-0 loss to Georgia in 2014. The Trojans' only touchdown came on a 53-yard interception return by Blace Brown.



SCORE BY QUARTER	1	2	3	4	F
Troy	3	7	0	3	13
Boise State	7	10	0	7	24

### SCORING SUMMARY

#### FIRST QUARTER

13:24 BSU A. Williams 81-yd punt return (Hoggarth kick)  
10:14 TROY Underwood 38-yd field goal 8 plays, 54 yards, TOP: 3:10

#### SECOND QUARTER

7:51 BSU Mattison 49-yd run (Hoggarth kick) 6 plays, 77 yards, TOP: 3:15  
2:30 TROY Brown 53-yd interception return (Underwood kick)  
0:27 BSU Underwood 41-yd field goal 6 plays, 18 yards, TOP: 2:03

#### THIRD QUARTER

#### FOURTH QUARTER

10:59 TROY Underwood 39-yd field goal 9 plays, 30 yards, TOP: 3:51  
2:12 BSU Roh 7-yd pass from Cozart (Hoggarth kick) 10 plays, 49 yards, TOP: 5:05

### TEAM STATISTICS

	TROY	BOISE STATE
First Downs	11	19
Net Yards Rushing	76	147
Net Yards Passing	139	210
Completions-Attempts-Int.	17-34-1	19-32-1
Total Offense (plays-yards)	63-215 (3.4)	76-357 (4.7)
Fumbles: Number-Lost	3-2	1-1
Penalties: Number-Yards	8-60	7-47
Punts-Yards	7-347 (49.6)	4-143 (35.8)
Kickoff returns-Yds-TD	1-16-0 (16.0)	2-103-0 (51.5)
Punt returns-Yards-TD	1-9-0 (9.0)	5-124-1 (24.8)
Interceptions-Yds-TD	1-53-1	1-0-0
Time of Possession	24:24	35:36
Third-Down Conversions	4-of-15	9-of-19
Fourth-Down Conversions	1-of-1	0-of-4
Red-Zone Scores-Chances	2-for-3	1-for-2
Sacks By: Number-Yards	4-25	4-16

### INDIVIDUAL STATISTICS

#### Boise State

Rushing (Rushes-Yards-TDs): Mattison (13-82-1), Wolpin (17-47-0), Cozart (8-36-0), Mahone (1-6-0), Rypien (5-(-24)-0)

Passing (Comp.-Att.-TD-Int.-Yards): Rypien (13-23-0-1-160), Cozart (6-9-1-0-50)

Receiving (Receptions-Yards-TDs): Wilson (4-65-0), Richardson (4-39-0), Wolpin (2-37-0), Evans (2-26-0), Roh (2-14-1), Mattison (1-16-0), Blakley (1-13-0), Modster (1-3-0), Butler (1-0-0), Thomas (1-(-3)-0)

Interceptions: Nawahine (1)

Sacks: Weaver (2.0), Vander Esch (1.0), Whitney (1.0)

#### Troy

Rushing (Rushes-Yards-TDs): Chunn (11-41-0), Henderson (4-37-0), Barker (1-13-0), Smith (2-7-0), McCormick (1-(-2)-0), Anderson (3-(-3)-0), Daughtry-Frye (1-(-4)-0), Silvers (6-(-13)-0)

Passing (Comp.-Att.-TD-Int.-Yards): Silvers (17-33-0-1-139), Barker (0-1-0-0-0)

Receiving (Receptions-Yards-TDs): Thompson (4-25-0), Willis (2-27-0), Douglas (2-26-0), Letton (2-19-0), Johnson (2-9-0), McCormick (2-4-0), Quisenberry (1-15-0), Davis (1-8-0), Chunn (1-6-0)

Interceptions: Brown (1)

Sacks: Barker (1.0), Bridges (1.0), Sanders (1.0), Stodom (1.0)


### GAME TWO

Boise State @ #20 Wazzu

Sept. 9, 2017

Martin Stadium • Pullman, Wash.  
Att.: 32,631 • TV: ESPN

**PULLMAN, Wash. (AP)** - Jamal Morrow caught a 23-yard pass and dove across the goal line in the third overtime to lift No. 20 Washington State to a 47-44 comeback victory over Boise State. Officials reviewed the play to make sure Morrow remained inbounds as he ran toward the end zone on the left side and left his feet near the pylon. It was ruled a touchdown for Washington State (2-0), which trailed by 21 points in the fourth quarter. Boise State quarterback Montell Cozart came off the bench to spark his team for the second game in a row, but the Broncos (1-1) could not hold a big lead late in the game.



SCORE BY QUARTER	1	2	3	4	OT	OT	OT	F
Boise State	7	3	7	14	3	7	3	44
Washington State	7	3	0	21	3	7	6	47

### SCORING SUMMARY

#### FIRST QUARTER

12:07 BSU Mattison 4-yd run (Hoggarth kick) 6 plays, 75 yards, TOP: 2:53  
4:47 WSU Taylor 7-yd fumble return (Powell kick)

#### SECOND QUARTER

9:14 BSU Hoggarth 34-yd field goal 10 plays, 57 yards, TOP: 5:26  
0:41 WSU Powell 20-yd field goal 10 plays, 74 yards, TOP: 2:44

#### THIRD QUARTER

4:10 BSU Cozart 14-yd run (Hoggarth kick) 6 plays, 48 yards, TOP: 2:36

#### FOURTH QUARTER

14:53 BSU Wilson 47-yd pass from Cozart (Hoggarth kick) 2 plays, 50 yards, TOP: 0:33  
10:53 BSU Weaver 55-yd fumble return (Hoggarth kick)  
8:00 WSU Calvin 17-yd pass from Hilinski (Powell kick) 8 plays, 75 yards, TOP: 2:53  
5:51 WSU Pelluer 36-yd interception return (Powell kick)  
1:44 WSU Morrow 6-yd pass from Hilinski (Powell kick) 4 plays, 24 yards, TOP: 1:07

#### OT1

BSU Hoggarth 29-yd kick 7 plays, 13 yards  
WSU Powell 22-yd kick 7 plays, 19 yards

#### OT2

WSU Wicks 1-yd run (Powell kick) 6 plays, 25 yards  
BSU Wilson 15-yd pass from Cozart (Hoggarth kick) 4 plays, 25 yards

#### OT3

BSU Hoggarth 37-yd field goal 4 plays, 5 yards  
WSU Morrow 22-yd pass from Hilinski 2 plays, 25 yards

### TEAM STATISTICS

	BOISE STATE	WAZZU
First Downs	19	25
Net Yards Rushing	164	22
Net Yards Passing	237	433
Completions-Attempts-Int.	19-28-1	49-67-2
Total Offense (plays-yards)	72-401 (5.6)	94-455 (4.8)
Fumbles: Number-Lost	3-3	2-1
Penalties: Number-Yards	5-34	5-55
Punts-Yards	5-220 (44.0)	7-288 (41.1)
Kickoff returns-Yds-TD	4-65-0 (16.2)	2-36-0 (18.0)
Punt returns-Yards-TD	3-4-0 (1.3)	2-8-0 (4.0)
Interceptions-Yds-TD	2-0-0	1-36-1
Time of Possession	28:52	31:08
Third-Down Conversions	5-of-14	9-of-20
Fourth-Down Conversions	0-of-0	0-of-0
Red-Zone Scores-Chances	6-for-7	5-for-6
Sacks By: Number-Yards	5-49	4-23

### INDIVIDUAL STATISTICS

#### Boise State

Rushing (Rushes-Yards-TDs): Cozart (14-72-1), Mattison (14-63-1), Wolpin (9-29-0), Thomas (1-7-0), Butler (1-0-0), Rypien (3-(-3)-0), Team (2-(-4)-0)

Passing (Comp.-Att.-TD-Int.-Yards): Cozart (12-20-2-1-161), Rypien (7-8-0-0-76)

Receiving (Receptions-Yards-TDs): Wilson (9-147-2), Richardson (3-22-0), Mattison (3-12-0), Dhaenens (1-44-0), Modster (1-7-0), Roh (1-6-0), Butler (1-(-1)-0)

Interceptions: Horton (1), Miles (1)

Sacks: Vander Esch (2.0), Frazier (1.0), Maeva (1.0), Moa (1.0)

#### Washington State

Rushing (Rushes-Yards-TDs): Williams (14-31-0), Morrow (4-22-0), Falk (4-4-0), Wicks (1-1-0), Hilinski (4-(-36)-0)

Passing (Comp.-Att.-TD-Int.-Yards): Falk (24-34-0-1-193), Hilinski (25-33-3-1-240)

Receiving (Receptions-Yards-TDs): Williams (10-36-0), Johnson-Mack (8-81-0), Tav. Martin (8-66-0), Bell (7-107-0), Morrow (6-36-2), Sweet (4-46-0), Dimry (2-28-0), Calvin (2-24-1), Tav. Martin (1-5-0), Wicks (1-4-0)

Interceptions: Pelluer (1)

Sacks: Luvu (2.5), Oguayo (1.0), Mata'afa (0.5)



## GAME-BY-GAME SUMMARIES

### GAME THREE

#### Boise State vs New Mexico

Sept. 14, 2017

Albertsons Stadium • Boise, Idaho

Att.: 28,385 • TV: ESPN

**BOISE, Idaho (AP)** - Jake Roh caught two touchdown passes and took a direct snap for a 6-yard TD run, and Boise State pulled away in the fourth quarter to beat New Mexico 28-14 in the MW opener for both teams. Playing five days after losing a triple-overtime heartbreaker at Washington State, the Broncos (2-1) used two big special teams plays early in the fourth quarter to setup Roh's touchdown run that finally gave Boise State some cushion. Montrell Cozart was 15 of 19 for 137 yards passing, and added 71 yards rushing including a 28-yard TD run in the first quarter.



SCORE BY QUARTER	1	2	3	4	F
New Mexico	0	7	0	7	14
<b>Boise State</b>	<b>7</b>	<b>7</b>	<b>0</b>	<b>14</b>	<b>28</b>

#### SCORING SUMMARY

##### FIRST QUARTER

9:49 BSU Cozart 28-yd run (Hoggarth kick) 5 plays, 46 yards, TOP: 2:03

##### SECOND QUARTER

14:15 UNM Owens 5-yd run (Sanders kick) 10 plays, 42 yards, TOP: 4:37

9:47 BSU Roh 5-yd pass from Cozart (Hoggarth kick) 8 plays, 90 yards, TOP: 4:28

##### THIRD QUARTER

##### FOURTH QUARTER

11:55 BSU Roh 6-yd run (Hoggarth kick) 3 plays, 17 yards, TOP: 1:01

3:11 BSU Roh 15-yd pass from Cozart (Hoggarth kick) 8 plays, 58 yards, TOP: 4:27

1:11 UNM Umeh 14-yd pass from Gerhart (Sanders kick) 6 plays, 75 yards, TOP: 2:00

#### TEAM STATISTICS

	NEW MEXICO	BOISE STATE
First Downs	18	12
Net Yards Rushing	198	127
Net Yards Passing	79	137
Completions-Attempts-Int.	8-16-1	15-19-0
Total Offense (plays-yards)	67-277 (4.1)	51-264 (5.2)
Fumbles: Number-Lost	1-1	0-0
Penalties: Number-Yards	1-5	8-73
Punts-Yards	6-250 (41.7)	6-258 (43.0)
Kickoff returns-Yds-TD	2-38-0 (19.0)	1-19-0 (19.0)
Punt returns-Yards-TD	2-4-0 (2.0)	2-28-0 (14.0)
Interceptions-Yds-TD	0-0-0	1-2-0
Time of Possession	33:04	26:56
Third-Down Conversions	3-of-13	4-of-11
Fourth-Down Conversions	2-of-4	0-of-1
Red-Zone Scores-Chances	2-for-2	3-for-3
Sacks By: Number-Yards	1-1	1-16

#### INDIVIDUAL STATISTICS

##### Boise State

Rushing (Rushes-Yards-TDs): Cozart (9-71-1), Wolpin (11-39-0), Mattison (6-10-0), Mahone (2-7-0), Roh (1-6-1), Team (1-{-6}-0)

Passing (Comp.-Att.-TD-Int.-Yards): Cozart (15-19-2-0-137)

Receiving (Receptions-Yards-TDs): Wilson (3-64-0), Roh (3-25-2), Modster (3-12-0), Wolpin (2-8-0), Richardson (1-11-0), Mattison (1-9-0), Dhaenens (1-8-0), Thomas (1-0-0)

Interceptions: Vander Esch (1)

Sacks: Frazier (1.0)

##### New Mexico

Rushing (Rushes-Yards-TDs): Gerhart (8-49-0), Owens (14-46-1), McQuarley (10-36-0), Chestnut (5-28-0), L. Jordan (9-20-0), R. Jordan (4-12-0), Griffin IV (1-7-0)

Passing (Comp.-Att.-TD-Int.-Yards): Gerhart (7-13-1-1-67), Jordan (1-2-0-0-12), Team (0-1-0-0-0)

Receiving (Receptions-Yards-TDs): Hart-Johnson (2-24-0), Davis (2-22-0), Reed (2-17-0), Umeh (1-14-1), R. Jordan (1-2-0)

Interceptions: None

Sacks: Parker (1.0)

# 2017 ROSTERS

## NUMERICAL

## ALPHABETICAL

NO	NAME	POS	NO.	NAME	POS	HT	WT	CL	EX	HOMETOWN (HS/JC)
1	Cedrick Wilson	WR	30	Ravon Alexander	WR	5-11	174	JR	TR	Hayward, Calif. (Lincoln HS/Modesto JC)
2	Julian Carter	WR	90	Daniel Auelua	DT	6-2	298	SR	1L	Alpine, Utah (Lone Peak HS/Mesa CC)
3	Montell Cozart	QB	75	Kole Bailey	OL	6-4	297	RS-FR	RS	Twin Falls, Idaho (Twin Falls HS)
4	DeAndre Pierce	CB	89	Brock Barr	WR	6-3	204	RS-SR	1L	Redding, Calif. (Enterprise HS / Shasta College)
4	Brett Rypien	QB	85	John Bates	TE	6-6	253	RS-FR	RS	Lebanon, Ore. (Lebanon HS)
5	Garrett Collingham	SLB	29	Drake Beasley	RB	5-11	178	FR	HS	La Canada, Calif. (La Canada HS)
6	CT Thomas	WR	86	Chase Blakley	TE	6-4	233	RS-JR	1L	Coeur d'Alene, Idaho (Coeur d'Alene HS)
6	Michael Young	CB	80	Christian Blaser	WR	6-1	179	RS-FR	RS	Meridian, Idaho (Rocky Mountain HS)
7	Ezekiel Noa	WLB	16	Tanner Bolt	QB	5-11	194	FR	HS	Prosser, Wash. (Prosser HS)
7	A.J. Richardson	WR	42	Clay Bowler	SLB	6-0	192	FR	HS	Holtville, Calif. (Holtville HS)
8	Jabril Frazier	STUD	24	Breydon Boyd	MLB	6-3	221	FR	HS	Katy, Texas (Katy HS)
8	Sean Modster	WR	18	Jermani Brown	CB	5-9	170	FR	HS	Midlothian, Va. (Midlothian HS)
9	Bryan Jefferson	WR	81	Akilian Butler	WR	5-10	193	JR	2L	Dallas, Texas (West Mesquite HS)
9	Desmond Williams	SLB	51	Daniel Cantrell	LS	6-0	221	FR	HS	Boise, Idaho (Bishop Kelly HS)
10	Chase Cord	QB	2	Julian Carter	WR	6-2	208	RS-FR	RS	Scottsdale, Ariz. (Saguaro HS)
10	Kekoa Nawahine	S	76	Ezra Cleveland	OL	6-6	296	RS-FR	RS	Spanaway, Wash. (Bethel HS)
13	Marques Evans	CB	83	Damon Cole	WR	6-0	165	FR	HS	Richmond, Calif. (El Cerrito HS)
14	Tyler Horton	CB	5	Garrett Collingham	SLB	6-4	228	RS-SO	1L	Meridian, Idaho (Mountain View HS)
15	Evan Tyler	S	31	Justin Collins	WR	5-9	181	SO	TR	Los Angeles, Calif. (Carson HS/Long Beach City College)
15	Jalen Walker	S	10	Chase Cord	QB	6-2	196	FR	HS	Peoria, Ariz. (Sunrise Mountain HS)
16	Tanner Bolt	QB	17	Austin Cottrell	WR	6-2	203	SR	2L	Glendale, Ariz. (Mountain Ridge HS / Scottsdale CC)
17	Austin Cottrell	WR	3	Montell Cozart	QB	6-1	205	RS-SR	TR	Kansas City, Mo. (Bishop Miega HS/Kansas)
18	Jermani Brown	CB	73	Nick Crabtree	OL	6-7	270	RS-FR	RS	Huntington Beach, Calif. (Huntington Beach HS)
19	Aisa Kelemete	STUD	48	Bruno DeRose	WLB	5-11	216	RS-FR	RS	Pueblo, Colo. (Pueblo East HS)
20	Roman Kafentzis	SLB	87	Alec Dhaenens	TE	6-3	246	RS-SR	3L	Fruitland, Idaho (Fruitland HS)
21	Tyrique Jones	S	69	Austin Dixon	OL	6-6	286	RS-FR	RS	Tempe, Ariz. (Corona del Sol HS)
21	Ryan Wolpin	RB	13	Marques Evans	CB	5-11	174	FR	HS	Pasadena, Calif. (Newbury Park HS)
22	Alexander Mattison	RB	82	Octavius Evans	WR	6-1	195	FR	HS	Center, Texas (Center HS)
23	Damion Wright	S	57	Emmanuel Fesili	NT	6-2	302	SO	SQ	Long Beach, Calif. (Long Beach Poly HS)
24	Breydon Boyd	MLB	8	Jabril Frazier	STUD	6-4	243	RS-JR	2L	Los Angeles, Calif. (Verbum Dei HS)
25	Benton Wickersham	MLB	59	Mason Hampton	OL	6-3	295	RS-SR	3L	Meridian, Idaho (Meridian HS)
26	Avery Williams	CB	32	Jordan Happle	S	5-11	198	RS-FR	RS	Portland, Ore. (Jesuit HS)
27	Reid Harrison-Ducros	CB	71	Donte Harrington	OL	6-2	298	RS-FR	RS	San Clemente, Calif. (San Clemente HS)
28	Kekaula Kaniho	S	27	Reid Harrison-Ducros	CB	5-10	180	SO	1L	Colleyville, Texas (Colleyville Heritage HS)
29	Drake Beasley	RB	37	Cameron Hartsfield	S	5-10	197	RS-SR	3L	Allen, Texas (Allen HS)
30	Ravon Alexander	WR	93	Chase Hatada	DT	6-3	267	SO	1L	Rocklin, Calif. (Rocklin HS)
30	Robert Lewis	CB	41	Will Heffner	SLB	6-2	226	RS-SO	SQ	Boise, Idaho (Bishop Kelly HS)
31	Justin Collins	WR	96	Haden Hoggarth	K	6-0	198	RS-JR	TR	Ormond Beach, Fla. (Seabreeze HS / Bethune-Cookman)
31	Skyler Seibold	S	14	Tyler Horton	CB	5-11	188	JR	2L	Fresno, Calif. (Edison HS)
32	Jordan Happle	S	56	Joseph Inda	MLB	6-0	233	RS-JR	TR	Anaheim, Calif. (Katella HS/Golden West College)
32	Jahred Silofau	RB	9	Bryan Jefferson	WR	5-11	193	RS-SO	SQ	Leesburg, Fla. (Leesburg HS)
33	Gabe Perez	SLB	21	Tyrique Jones	S	6-2	183	FR	HS	San Bernardino, Calif. (San Gorgonio HS)
34	Robert Mahone	RB	20	Roman Kafentzis	SLB	6-1	193	FR	HS	Rancho Santa Margarita, Calif. (Mater Dei HS)
34	Solo Taylor	MLB	28	Kekaula Kaniho	S	5-10	175	FR	HS	Kahuku, Hawaii (Kahuku HS)
35	Derriyon Shaw	DE	19	Aisa Kelemete	STUD	6-4	243	FR	HS	Pocatello, Idaho (Highland HS)
36	Blake Whitlock	WLB	67	Garrett Larson	OL	6-4	295	RS-SO	SQ	Fruitland, Idaho (Fruitland HS)
37	Cameron Hartsfield	S	74	Archie Lewis	OL	6-3	299	RS-SR	3L	Rancho Cucamonga, Calif. (Rancho Cucamonga HS)
38	Leighton Vander Esch	WLB	30	Robert Lewis	CB	5-10	175	RS-FR	RS	Los Angeles, Calif. (Hawkins HS)
39	Jake Shaddox	RB	54	Matt Locher	NT	6-2	281	RS-SO	SQ	Los Alamitos, Calif. (Los Alamitos HS)
40	Jabari Watson	DT	98	Sonatane Lui	NT	6-1	305	SO	1L	Sandy, Utah (Alta HS)
41	Will Heffner	SLB	49	John Mackesy	LB	6-1	221	JR	TR	Phelan, Calif. (Serrano HS/Chaffey College)
42	Clay Bowler	SLB	94	Kevin Madigan	K	5-11	189	FR	HS	Coppell, Texas (Coppell HS)
43	Joe Provenzano	MLB	58	Tyson Maeve	MLB	6-0	214	SO	1L	San Diego, Calif. (Cathedral Catholic HS)
44	Jace Richter	S	34	Robert Mahone	RB	5-10	211	RS-FR	RS	Prosper, Texas (Prosper HS)
44	Riley Whimpey	WLB	22	Alexander Mattison	RB	5-11	214	SO	1L	San Bernardino, Calif. (San Bernardino HS)
45	Kayode Rufai	DE	91	Durrant Miles	DE	5-5	253	JR	2L	South Jordan, Utah (Bingham HS)
46	Joel Velazquez	K/P	55	David Moa	DT	6-3	271	RS-JR	2L	San Diego, Calif. (Kearny HS)
47	Matt Pistone	TE	8	Sean Modster	WR	5-11	196	RS-JR	2L	Mission Viejo, Calif. (Mission Viejo HS)
47	Ma'a Tanuvasa	S	77	John Molchon	OL	6-5	313	RS-SO	1L	Las Vegas, Nev. (Faith Lutheran HS)
48	Bruno DeRose	WLB	66	Isiah Moore	OL	6-4	275	JR	TR	Tiffin, Ohio (Columbian HS/Mesa CC)
49	John Mackesy	LB	10	Kekoa Nawahine	S	6-2	199	SO	1L	Meridian, Idaho (Rocky Mountain HS)
49	Quinn Skillin	P	7	Ezekiel Noa	WLB	5-11	241	FR	HS	Spring Valley, Calif. (Helix HS)
50	Nicholai Pitman	LS	70	John Ojukwu	OL	6-6	297	FR	HS	Boise, Idaho (Boise HS)
51	Daniel Cantrell	LS	33	Gabe Perez	SLB	6-4	246	RS-SR	2L	Placentia, Calif. (Valencia HS)

# 2017 ROSTERS

## ALPHABETICAL

NO	NAME	POS	HT	WT	CL	EX	HOMETOWN (HS/JC)
4	DeAndre Pierce	CB	5-11	174	SO	1L	Long Beach, Calif. (Long Beach Poly HS)
47	Matt Pistone	TE	6-3	247	RS-SO	SQ	Yuma, Ariz. (Yuma Catholic HS)
50	Nicholai Pitman	LS	5-11	230	SO	SQ	Boise, Idaho (Timberline HS)
78	Andres Preciado	OL	6-6	292	RS-JR	2L	Imperial Beach, Calif. (Mar Vista HS)
43	Joe Provenzano	MLB	5-11	224	RS-JR	SQ	Glendora, Calif. (Damien HS)
95	Nick Provenzano	WLB	5-11	216	RS-FR	RS	Glendora, Calif. (Damien HS)
79	Eric Quevedo	OL	6-4	304	RS-SO	SQ	West Covina, Calif. (West Covina HS)
7	A.J. Richardson	WR	6-0	209	RS-JR	2L	Lomita, Calif. (Narbonne HS)
44	Jace Richter	S	5-10	188	FR	HS	Meridian, Idaho (Mountain View HS)
88	Jake Roh	TE	6-3	227	RS-SR	3L	Scottsdale, Ariz. (Chaparral HS)
45	Kayode Rufai	DE	6-4	254	RS-FR	RS	Portland, Ore. (Lincoln HS)
4	Brett Rypien	QB	6-2	208	JR	2L	Spokane, Wash. (Shadle Park HS)
31	Skyler Seibold	S	6-1	210	RS-JR	1L	Temecula, Calif. (Chaparral HS)
92	Paul Semons	DT	6-3	274	RS-JR	1L	Eagle, Idaho (Eagle HS)
39	Jake Shaddox	RB	5-11	216	RS-SO	SQ	Redding, Calif. (Foothill HS/Azusa Pacific)
35	Sherrion Shaw	DE	6-2	223	RS-FR	RS	North Las Vegas, Nev. (Legacy HS)
32	Jahred Silofau	RB	5-8	210	FR	HS	Honolulu, Hawai'i (St. Louis School)
97	Austin Silsby	DT	6-3	255	RS-SR	1L	Kuna, Idaho (Kuna HS)
49	Quinn Skillin	P	6-4	185	RS-JR	TR	San Diego, Calif. (University City HS/Wagner College)
68	Jake Stetz	OL	6-2	293	FR	HS	San Marcos, Calif. (Mission Hills HS)
47	Ma'a Tanuvasa	S	6-1	197	RS-FR	RS	Mililani, Hawai'i (Mililani HS)
34	Solo Taylor	MLB	6-2	220	RS-FR	RS	Rigby, Idaho (Rigby HS)
52	Andrew Tercek	OL	6-1	278	RS-SR	2L	San Antonio (East Central HS)
6	CT Thomas	WR	5-8	152	FR	HS	Lancaster, Texas (Lancaster HS)
65	Zachary Troughton	OL	6-6	319	JR	TR	Maxwell, Calif. (Maxwell HS/Butte CC)
15	Evan Tyler	S	6-2	187	RS-SO	1L	Corona, Calif. (Eleanor Roosevelt HS)
38	Leighton Vander Esch	WLB	6-4	240	RS-JR	2L	Riggins, Idaho (Salmon River HS)
46	Joel Velazquez	K/P	6-0	228	RS-FR	RS	Mission Viejo, Calif. (Trabuco Hills HS)
64	Ben Vering	OL	6-4	258	RS-FR	RS	Boise, Idaho (Capital HS)
15	Jalen Walker	S	6-0	172	RS-FR	RS	Lawndale, Calif. (Lawndale HS)
40	Jabari Watson	DT	6-1	261	RS-FR	RS	Rancho Cucamonga, Calif. (Summit HS)
99	Curtis Weaver	STUD	6-3	252	RS-FR	RS	Long Beach, Calif. (St. Anthony HS)
44	Riley Whimpey	WLB	6-1	212	FR	HS	San Clemente, Calif. (San Clemente HS)
36	Blake Whitlock	WLB	6-1	222	SR	1L	Reno, Nev. (Galena HS/Saddleback College)
53	Sam Whitney	STUD	6-2	231	RS-SO	SQ	Folsom, Calif. (Folsom HS)
25	Benton Wickersham	MLB	6-2	231	FR	HS	Elko, Nev. (Elko HS)
26	Avery Williams	CB	5-9	194	RS-FR	RS	Pasadena, Calif. (JSerra Catholic HS)
9	Desmond Williams	SLB	5-11	201	RS-FR	RS	Corona, Calif. (Centennial HS)
1	Cedrick Wilson	WR	6-3	189	SR	1L	Memphis, Tenn. (White Station HS / Coffeyville CC)
21	Ryan Wolpin	RB	5-8	195	RS-SR	2L	Trabuco Canyon, Calif. (Santa Margarita HS / N. Colorado)
23	Damion Wright	S	6-0	194	RS-SO	SQ	Los Angeles, Calif. (Bishop Mora Salesian HS)
6	Michael Young	CB	6-0	211	RS-JR	TR	Kansas City, Mo. (Raytown HS/Dodge City CC)

## NUMERICAL

NO	NAME	POS
52	Andrew Tercek	OL
53	Sam Whitney	STUD
54	Matt Locher	NT
55	David Moa	DT
56	Joseph Inda	MLB
57	Emmanuel Fesili	NT
58	Tyson Maeva	MLB
59	Mason Hampton	OL
64	Ben Vering	OL
65	Zachary Troughton	OL
66	Isiah Moore	OL
67	Garrett Larson	OL
68	Jake Stetz	OL
69	Austin Dixon	OL
70	John Ojukwu	OL
71	Donte Harrington	OL
73	Nick Crabtree	OL
74	Archie Lewis	OL
75	Kole Bailey	OL
76	Ezra Cleveland	OL
77	John Molchon	OL
78	Andres Preciado	OL
79	Eric Quevedo	OL
80	Christian Blaser	WR
81	Akilian Butler	WR
82	Octavius Evans	WR
83	Damon Cole	WR
85	John Bates	TE
86	Chase Blakley	TE
87	Alec Dhaenens	TE
88	Jake Roh	TE
89	Brock Barr	WR
90	Daniel Auelua	DT
91	Durrant Miles	DE
92	Paul Semons	DT
93	Chase Hatada	DT
94	Kevin Madigan	K
95	Nick Provenzano	WLB
96	Haden Hoggarth	K
97	Austin Silsby	DT
98	Sonatane Lui	NT
99	Curtis Weaver	STUD

## PRONUNCIATION GUIDE

Ravon Alexander . . . . . RAY-von  
Daniel Auelua . . . . . ah-way-LOO-uh  
Chase Blakley . . . . . BLAKE-lee  
Christian Blaser . . . . . BLAZE-uh  
Clay Bowler . . . . . BOH-luhr  
Breydon Boyd . . . . . BRAY-den  
Jermani Brown . . . . . Germany  
Akilian Butler . . . . . uh-KILL-yun  
Ezra Cleveland . . . . . EZZ-ruh  
Austin Cottrell . . . . . kuh-TRELL  
Montell Cozart . . . . . COE-zart  
Alec Dhaenens . . . . . DAY-nenz  
Marques Evans . . . . . Marcus  
Emmanuel Fesili . . . . . feh-SILL-ee  
Jabril Frazier . . . . . juh-BRILL

Reid Harrison-Ducros . . . . . DO-crose  
Chase Hatada . . . . . huh-TAH-duh  
Haden Hoggarth . . . . . HO-garth  
Roman Kafentzis . . . . . kuh-FENCE-iss  
Kekaula Kaniho . . . . . kay-COW-luh /  
. . . . . kuh-NEE-ho  
Aisa Kelemete . . . . . ICE-uh /  
. . . . . kell-uh-MET-ay  
Matt Locher . . . . . lock-er  
Sonatane Lui . . . . . SO-nuh-TAH-nay / LOO-ee  
John Mackesy . . . . . MACK-uh-see  
Tyson Maeva . . . . . my-A-vuh  
David Moa . . . . . MO-uh  
John Molchon . . . . . MOLE-chon  
Isiah Moore . . . . . eye-ZAY-uh

Kekoa Nawahine . . . . . KAY-ko-uh /  
. . . . . nah-wuh-HEE-nay  
John Ojukwu . . . . . oh-JOO-koo  
Matt Pistone . . . . . pis-TONE-ee  
Andres Preciado . . . . . press-ee-AH-doe  
Eric Quevedo . . . . . kay-VAY-doe  
Jake Roh . . . . . row  
Kayode Rufai . . . . . KY-oh-day / roo-fye  
Brett Rypien . . . . . RIP-in  
Skyler Seibold . . . . . SEE-bold  
Jake Shaddox . . . . . SHAD-ucks  
Jahred Silofau . . . . . JAH.red / SEE-lo-fow  
Andrew Tercek . . . . . TUHR-sek  
Zachary Troughton . . . . . TRO-tun  
Ryan Wolpin . . . . . WOLE-pin

# The Automated ScoreBook

## Boise State Combined Team Statistics (as of Sep 14, 2017)

### All games

Date	Opponent	Score	Att.
Sep 02, 2017	TROY	W 24-13	31581
Sep 09, 2017	at #20 Washington State	L 44-47	32631
* Sep 14, 2017	NEW MEXICO	W 28-14	28385

Record:	Overall	Home	Away	Neutral
All games	2-1	2-0	0-1	0-0
Conference	1-0	1-0	0-0	0-0
Non-Conference	1-1	1-0	0-1	0-0

Rushing	gp	att	gain	loss	net	avg	td	lg	avg/g
COZART, Montell	3	31	189	10	179	5.8	2	28	59.7
MATTISON, Alex	3	33	165	10	155	4.7	2	49	51.7
WOLPIN, Ryan	3	37	126	11	115	3.1	0	18	38.3
MAHONE, Robert	3	3	13	0	13	4.3	0	6	4.3
THOMAS, CT	3	1	7	0	7	7.0	0	7	2.3
ROH, Jake	3	1	6	0	6	6.0	1	6	2.0
Total	3	120	523	85	438	3.7	5	49	146.0
Opponents	3	107	412	116	296	2.8	2	26	98.7

Team Statistics	BSU	OPP
FIRST DOWNS	50	54
Rushing	21	18
Passing	28	32
Penalty	1	4
RUSHING YARDAGE	438	296
Rushing Attempts	120	107
Average Per Rush	3.7	2.8
Average Per Game	146.0	98.7
TDs Rushing	5	2
PASSING YARDAGE	584	651
Comp-Att-Int	53-79-2	74-117-4
Average Per Pass	7.4	5.6
Average Per Catch	11.0	8.8
Average Per Game	194.7	217.0
TDs Passing	5	4
TOTAL OFFENSE	1022	947
Average Per Play	5.1	4.2
Average Per Game	340.7	315.7
KICK RETURNS: #-Yards	7-187	5-90
PUNT RETURNS: #-Yards	10-156	5-21
INT RETURNS: #-Yards	4-2	2-89
FUMBLES-LOST	4-4	6-4
PENALTIES-Yards	20-154	14-120
PUNTS-AVG	15-41.4	20-44.2
TIME OF POSSESSION/Game	30:28	29:32
3RD-DOWN Conversions	18/44	16/48
4TH-DOWN Conversions	0/5	3/5

Passing	gp	effic	comp-att-int	pct	yds	td	lg	avg/g
COZART, Montell	3	159.86	33-48-1	68.8	348	5	47	116.0
RYPIEN, Brett	2	122.01	20-31-1	64.5	236	0	44	118.0
Total	3	145.01	53-79-2	67.1	584	5	47	194.7
Opponents	3	114.43	74-117-4	63.2	651	4	59	217.0

Receiving	gp	no.	yds	avg	td	lg	avg/g
WILSON, Cedrick	3	16	276	17.2	2	47	92.0
RICHARDSON, AJ	3	8	72	9.0	0	12	24.0
ROH, Jake	3	6	45	7.5	3	15	15.0
MATTISON, Alex	3	5	37	7.4	0	16	12.3
MODSTER, Sean	3	5	22	4.4	0	7	7.3
WOLPIN, Ryan	3	4	45	11.2	0	20	15.0
DHAENENS, Alec	3	2	52	26.0	0	44	17.3
EVANS, Octavius	3	2	26	13.0	0	20	8.7
BUTLER, Akilian	2	2	-1	-0.5	0	0	-0.5
THOMAS, CT	3	2	-3	-1.5	0	0	-1.0
BLAKLEY, Chase	2	1	13	13.0	0	13	6.5
Total	3	53	584	11.0	5	47	194.7
Opponents	3	74	651	8.8	4	59	217.0

Field Goals	fg	pct.	01-19	20-29	30-39	40-49	50-99	lg	blk
HOGGARTH, Haden	4-4	100.0	0-0	1-1	2-2	1-1	0-0	41	0

Interceptions	no.	yds	avg	td	lg
HORTON, Tyler	1	0	0.0	0	0
VANDER ESCH, L.	1	2	2.0	0	2
MILES, Durrant	1	0	0.0	0	0
NAWAHINE, Kekoa	1	0	0.0	0	0

Punting	no.	yds	avg	lg	tb	fc	i20	50+	blk
SKILLIN, Quinn	9	382	42.4	67	0	1	4	3	0
VELAZQUEZ, Joel	6	239	39.8	63	0	1	1	1	0

Punt Returns	no.	yds	avg	td	lg
WILLIAMS, Avery	9	156	17.3	1	81
HARRISON-DUCROS	1	0	0.0	0	0
Total	10	156	15.6	1	81
Opponents	5	21	4.2	0	9

Kick Returns	no.	yds	avg	td	lg
WILLIAMS, Avery	3	81	27.0	0	48
WILSON, Cedrick	3	97	32.3	0	55
WOLPIN, Ryan	1	9	9.0	0	9
Total	7	187	26.7	0	55
Opponents	5	90	18.0	0	22

Scoring	td	fg	kick	rush	rcv	pass	dxp	saf	pts
ROH, Jake	4	-	-	-	-	-	-	-	24
HOGGARTH, Haden	-	4-4	12-12	-	-	-	-	-	24
COZART, Montell	2	-	-	-	-	-	-	-	12
MATTISON, Alex	2	-	-	-	-	-	-	-	12
WILSON, Cedrick	2	-	-	-	-	-	-	-	12
WILLIAMS, Avery	1	-	-	-	-	-	-	-	6
WEAVER, Curtis	1	-	-	-	-	-	-	-	6
Total	12	4-4	12-12	-	-	-	-	-	96
Opponents	9	4-5	8-8	-	-	-	-	-	74

Score by Quarters	1st	2nd	3rd	4th	OT	Total
Boise State	21	20	7	35	13	96
Opponents	10	17	0	31	16	74

All Purpose	g	rush	rcv	pr	kr	ir	total	avg/g
WILSON, Cedric	3	0	276	0	97	0	373	124.3
WILLIAMS, Aver	3	0	0	156	81	0	237	79.0
MATTISON, Alex	3	155	37	0	0	0	192	64.0
COZART, Montel	3	179	0	0	0	0	179	59.7
WOLPIN, Ryan	3	115	45	0	9	0	169	56.3
RICHARDSON,	3	0	72	0	0	0	72	24.0
DHAENENS, Ale	3	0	52	0	0	0	52	17.3
ROH, Jake	3	6	45	0	0	0	51	17.0
EVANS, Octaviu	3	0	26	0	0	0	26	8.7
MODSTER, Sea	3	0	22	0	0	0	22	7.3
Total	3	438	584	156	187	2	1367	455.7
Opponents	3	296	651	21	90	89	1147	382.3

Total Offense	g	plays	rush	pass	total	avg/g
COZART, Montell	3	79	179	348	527	175.7
RYPIEN, Brett	2	39	-27	236	209	104.5
MATTISON, Alex	3	33	155	0	155	51.7
WOLPIN, Ryan	3	37	115	0	115	38.3
MAHONE, Robert	3	3	13	0	13	4.3
THOMAS, CT	3	1	7	0	7	2.3
ROH, Jake	3	1	6	0	6	2.0
Total	2	109	428	584	1022	240.7



The Automated ScoreBook  
Boise State Overall Team Statistics (as of Sep 14, 2017)  
All games

Team Statistics	BSU	OPP
SCORING	96	74
Points Per Game	32.0	24.7
Points Off Turnovers	28	28
FIRST DOWNS	50	54
Rushing	21	18
Passing	28	32
Penalty	1	4
RUSHING YARDAGE	438	296
Yards gained rushing	523	412
Yards lost rushing	85	116
Rushing Attempts	120	107
Average Per Rush	3.7	2.8
Average Per Game	146.0	98.7
TDs Rushing	5	2
PASSING YARDAGE	584	651
Comp-Att-Int	53-79-2	74-117-4
Average Per Pass	7.4	5.6
Average Per Catch	11.0	8.8
Average Per Game	194.7	217.0
TDs Passing	5	4
TOTAL OFFENSE	1022	947
Total Plays	199	224
Average Per Play	5.1	4.2
Average Per Game	340.7	315.7
KICK RETURNS: #-Yards	7-187	5-90
PUNT RETURNS: #-Yards	10-156	5-21
INT RETURNS: #-Yards	4-2	2-89
KICK RETURN AVERAGE	26.7	18.0
PUNT RETURN AVERAGE	15.6	4.2
INT RETURN AVERAGE	0.5	44.5
FUMBLES-LOST	4-4	6-4
PENALTIES-Yards	20-154	14-120
Average Per Game	51.3	40.0
PUNTS-Yards	15-621	20-885
Average Per Punt	41.4	44.2
Net punt average	40.0	34.5
KICKOFFS-Yards	16-1032	12-748
Average Per Kick	64.5	62.3
Net kick average	41.7	36.3
TIME OF POSSESSION/Game	30:28	29:32
3RD-DOWN Conversions	18/44	16/48
3rd-Down Pct	41%	33%
4TH-DOWN Conversions	0/5	3/5
4th-Down Pct	0%	60%
SACKS BY-Yards	10-81	9-49
MISC YARDS	0	0
TOUCHDOWNS SCORED	12	9
FIELD GOALS-ATTEMPTS	4-4	4-5
ON-SIDE KICKS	0-0	0-1
RED-ZONE SCORES	(10-12) 83%	(9-11) 82%
RED-ZONE TOUCHDOWNS	(7-12) 58%	(5-11) 45%
PAT-ATTEMPTS	(12-12) 100%	(8-8) 100%
ATTENDANCE	59966	32631
Games/Avg Per Game	2/29983	1/32631
Neutral Site Games		0/0

Score by Quarters	1st	2nd	3rd	4th	OT	Total
Boise State	21	20	7	35	13	96
Opponents	10	17	0	31	16	74

The Automated ScoreBook  
Boise State Overall Individual Statistics (as of Sep 14, 2017)  
All games

Rushing	gp	att	gain	loss	net	avg	td	lg	avg/g
COZART, Montell	3	31	189	10	179	5.8	2	28	59.7
MATTISON, Alex	3	33	165	10	155	4.7	2	49	51.7
WOLPIN, Ryan	3	37	126	11	115	3.1	0	18	38.3
MAHONE, Robert	3	3	13	0	13	4.3	0	6	4.3
THOMAS, CT	3	1	7	0	7	7.0	0	7	2.3
ROH, Jake	3	1	6	0	6	6.0	1	6	2.0
BUTLER, Akilian	2	1	0	0	0	0.0	0	0	0.0
TEAM	3	5	0	10	-10	-2.0	0	0	-3.3
RYPIEN, Brett	2	8	17	44	-27	-3.4	0	16	-13.5
Total	3	120	523	85	438	3.7	5	49	146.0
Opponents	3	107	412	116	296	2.8	2	26	98.7

Passing	gp	effic	comp-att-int	pct	yds	td	lg	avg/g
COZART, Montell	3	159.86	33-48-1	68.8	348	5	47	116.0
RYPIEN, Brett	2	122.01	20-31-1	64.5	236	0	44	118.0
Total	3	145.01	53-79-2	67.1	584	5	47	194.7
Opponents	3	114.43	74-117-4	63.2	651	4	59	217.0

Receiving	gp	no.	yds	avg	td	lg	avg/g
WILSON, Cedrick	3	16	276	17.2	2	47	92.0
RICHARDSON, AJ	3	8	72	9.0	0	12	24.0
ROH, Jake	3	6	45	7.5	3	15	15.0
MATTISON, Alex	3	5	37	7.4	0	16	12.3
MODSTER, Sean	3	5	22	4.4	0	7	7.3
WOLPIN, Ryan	3	4	45	11.2	0	20	15.0
DHAENENS, Alec	3	2	52	26.0	0	44	17.3
EVANS, Octavius	3	2	26	13.0	0	20	8.7
BUTLER, Akilian	2	2	-1	-0.5	0	0	-0.5
THOMAS, CT	3	2	-3	-1.5	0	0	-1.0
BLAKLEY, Chase	2	1	13	13.0	0	13	6.5
Total	3	53	584	11.0	5	47	194.7
Opponents	3	74	651	8.8	4	59	217.0

Punt Returns	no.	yds	avg	td	lg
WILLIAMS, Avery	9	156	17.3	1	81
HARRISON-DUCROS	1	0	0.0	0	0
Total	10	156	15.6	1	81
Opponents	5	21	4.2	0	9

Interceptions	no.	yds	avg	td	lg
NAWAHINE, Kekoa	1	0	0.0	0	0
VANDER ESCH, L.	1	2	2.0	0	2
HORTON, Tyler	1	0	0.0	0	0
MILES, Durrant	1	0	0.0	0	0
Total	4	2	0.5	0	2
Opponents	2	89	44.5	2	53

Kick Returns	no.	yds	avg	td	lg
WILSON, Cedrick	3	97	32.3	0	55
WILLIAMS, Avery	3	81	27.0	0	48
WOLPIN, Ryan	1	9	9.0	0	9
Total	7	187	26.7	0	55
Opponents	5	90	18.0	0	22

Fumble Returns	no.	yds	avg	td	lg
NAWAHINE, Kekoa	1	14	14.0	0	14
WEAVER, Curtis	1	55	55.0	1	55
Total	2	69	34.5	1	55
Opponents	1	7	7.0	1	7

The Automated ScoreBook  
Boise State Overall Individual Statistics (as of Sep 14, 2017)  
All games

Scoring	td	fg	PAT				dxp	saf	pts
			kick	rush	rcv	pass			
HOGGARTH, Haden	-	4-4	12-12	-	-	-	-	-	24
ROH, Jake	4	-	-	-	-	-	-	-	24
COZART, Montell	2	-	-	-	-	-	-	-	12
MATTISON, Alex	2	-	-	-	-	-	-	-	12
WILSON, Cedrick	2	-	-	-	-	-	-	-	12
WEAVER, Curtis	1	-	-	-	-	-	-	-	6
WILLIAMS, Avery	1	-	-	-	-	-	-	-	6
Total	12	4-4	12-12	-	-	-	-	-	96
Opponents	9	4-5	8-8	-	-	-	-	-	74

Total Offense	g	plays	rush	pass	total	avg/g
COZART, Montell	3	79	179	348	527	175.7
RYPIEN, Brett	2	39	-27	236	209	104.5
MATTISON, Alex	3	33	155	0	155	51.7
WOLPIN, Ryan	3	37	115	0	115	38.3
MAHONE, Robert	3	3	13	0	13	4.3
THOMAS, CT	3	1	7	0	7	2.3
ROH, Jake	3	1	6	0	6	2.0
TEAM	3	5	-10	0	-10	-3.3
Total	3	199	438	584	1022	340.7
Opponents	3	224	296	651	947	315.7

Field Goals	fg	pct.	01-19	20-29	30-39	40-49	50-99	lg	blk
HOGGARTH, Haden	4-4	100.0	0-0	1-1	2-2	1-1	0-0	41	0

FG Sequence	Boise State	Opponents
Troy	(41)	(38),(39)
Washington State	(34),(29),(37)	(20),(22)
New Mexico	-	53

Numbers in (parentheses) indicate field goal was made.

Punting	no.	yds	avg	lg	tb	fc	i20	50+	blk
SKILLIN, Quinn	9	382	42.4	67	0	1	4	3	0
VELAZQUEZ, Joel	6	239	39.8	63	0	1	1	1	0
Total	15	621	41.4	67	0	2	5	4	0
Opponents	20	885	44.2	60	2	5	5	6	0

Kickoffs	no.	yds	avg	tb	ob	retn	net	ydln
VELAZQUEZ, Joel	16	1032	64.5	11	0			
Total	16	1032	64.5	11	0	18.0	41.7	23
Opponents	12	748	62.3	5	0	26.7	36.3	28

The Automated ScoreBook  
Boise State Overall Individual Statistics (as of Sep 14, 2017)  
All games

All Purpose	g	rush	rcv	pr	kr	ir	total	avg/g
WILSON, Cedric	3	0	276	0	97	0	373	124.3
WILLIAMS, Aver	3	0	0	156	81	0	237	79.0
MATTISON, Ale	3	155	37	0	0	0	192	64.0
COZART, Monte	3	179	0	0	0	0	179	59.7
WOLPIN, Ryan	3	115	45	0	9	0	169	56.3
RICHARDSON,	3	0	72	0	0	0	72	24.0
DHAENENS, Ale	3	0	52	0	0	0	52	17.3
ROH, Jake	3	6	45	0	0	0	51	17.0
EVANS, Octaviu	3	0	26	0	0	0	26	8.7
MODSTER, Sea	3	0	22	0	0	0	22	7.3
MAHONE, Robe	3	13	0	0	0	0	13	4.3
BLAKLEY, Chas	2	0	13	0	0	0	13	6.5
THOMAS, CT	3	7	-3	0	0	0	4	1.3
VANDER ESCH,	3	0	0	0	0	2	2	0.7
BUTLER, Akilian	2	0	-1	0	0	0	-1	-0.5
TEAM	3	-10	0	0	0	0	-10	-3.3
RYPIEN, Brett	2	-27	0	0	0	0	-27	-13.5
Total	3	438	584	156	187	2	1367	455.7
Opponents	3	296	651	21	90	89	1147	382.3



The Automated ScoreBook  
Boise State Overall Defensive Statistics (as of Sep 14, 2017)  
All games

#	Defensive Leaders	gp	Tackles				Sacks no-yds	Pass defense			Fumbles		blkd	
			ua	a	tot	tfl/yds		int-yds	brup	qbh	rcv-yds	ff	kick	saf
38	VANDER ESCH, L.	3	23	13	36	3.0-34	3.0-34	1-2	1	.	.	2	.	.
58	MAEVA, Tyson	3	16	10	26	1.0-4	1.0-4	.	1	.	.	.	.	.
10	NAWAHINE, Kekoa	3	11	9	20	2.0-3	.	1-0	1	.	1-14	.	.	.
0D	PIERCE, DeAndre	3	12	8	20	3.5-15	.	.	1	.	.	.	.	.
27	HARRISON-DUCROS	3	14	3	17	1.0-1	.	.	2	.	.	.	.	.
53	WHITNEY, Sam	3	7	6	13	1.5-6	1.0-5	.	.	.	.	1	.	.
0I	WILLIAMS, D.	3	9	2	11	.	.	.	2	.	.	1	.	.
91	MILES, Durrant	3	4	6	10	2.0-5	.	1-0	1	1	.	1	.	.
99	WEAVER, Curtis	3	5	3	8	2.0-7	2.0-7	.	.	.	1-55	.	.	.
55	MOA, David	3	3	5	8	2.0-13	1.0-10	.	.	.	.	.	.	.
44	WHIMPEY, Riley	3	4	2	6	1.0-4	.	.	.	.	.	.	.	.
37	HARTSFIELD, C.	3	2	3	5	.	.	.	.	.	.	.	.	.
33	PEREZ, Gabe	2	4	1	5	1.0-4	.	.	.	.	.	.	.	.
28	KANIHO, Kekaula	3	2	3	5	.	.	.	.	.	.	.	.	.
14	HORTON, Tyler	3	1	3	4	.	.	1-0	3	.	.	.	.	.
25	WICKERSHAM, B.	3	1	3	4	.	.	.	.	.	.	.	.	.
41	HEFFNER, Will	3	3	1	4	1.0-4	.	.	.	.	.	.	.	.
8	FRAZIER, Jabril	3	3	.	3	2.0-21	2.0-21	.	.	.	.	1	.	.
93	HATADA, Chase	3	.	3	3	.	.	.	.	.	.	.	.	.
26	WILLIAMS, Avery	3	2	.	2	.	.	.	.	.	.	.	.	.
31	SEIBOLD, Skyler	3	.	2	2	.	.	.	.	.	.	.	.	.
32	HAPPLE, Jordan	3	1	1	2	.	.	.	.	.	.	.	.	.
98	LUI, Sonatane	3	1	1	2	.	.	.	.	.	1-0	.	.	.
17	COTTRELL, A.	3	2	.	2	.	.	.	.	.	.	.	.	.
48	DEROSE, Bruno	3	1	.	1	.	.	.	.	.	.	.	.	.
87	DHAENENS, Alec	3	.	1	1	.	.	.	.	.	.	.	.	.
46	VELAZQUEZ, Joel	3	.	1	1	.	.	.	.	.	.	.	.	.
45	RUFAL, Kayode	1	.	1	1	.	.	.	.	.	.	.	.	.
54	LOCHER, Matt	3	1	.	1	.	.	.	.	.	.	.	.	.
89	BARR, Brock	3	.	1	1	.	.	.	.	.	.	.	.	.
TM	TEAM	3	.	.	.	.	.	.	.	.	1-0	.	.	.
Total		3	132	92	224	23-121	10-81	4-2	12	1	4-69	6	.	.
Opponents		3	113	105	218	27-83	9-49	2-89	4	2	4-7	3	.	.