

# WAKE FOREST

## DEMON DEACON FOOTBALL

GAME #7 ♦ WAKE FOREST AT VIRGINIA ♦ OCT. 20, 2012 ♦ SCOTT STADIUM



**WAKE FOREST (3-3, 1-3)**  
AT  
**VIRGINIA (2-5, 0-3)**

**Date:** October 20, 2012  
**Time:** 12:30 p.m.  
**Site:** Charlottesville, Va.  
**Stadium:** Scott Stadium (61,500)  
**Television:** ACC Network. Tim Brant (play-by-play), Dave Archer (analyst) and Mike Hogewood (sidelines) will have the call.  
**Radio:** Wake Forest Sports Network From IMG College. Stan Cotten (play-by-play), Dave Goren (analyst) and Michael Hoag (sidelines) call the action.

**Records:** Wake Forest enters the game at 3-3 overall and 1-3 in the ACC. The Deacs are coming off back-to-back losses to Duke and Maryland. Virginia won its first two game of the season but has then dropped its next five. The Cavaliers are 2-5 overall and 0-3 in the ACC.

**Rankings:** Neither Wake Forest or Virginia are ranked in either of the two polls.

**Wake Forest Coach Jim Grobe:** Grobe (Virginia '75) is in his 12th year at Wake Forest and has a record of 71-70 (.504) with the Deacons. Grobe, who spent six seasons at Ohio University, is in his 17th year as a head coach and has a career mark of 104-103-1 (.502).

**Virginia Coach Mike London:** London (Richmond '83) is in his third season as the head coach at Virginia. He has a record of 14-18 with the Hoos and a career coaching record of 38-23. London was the head coach at his alma mater Richmond for two seasons before coming to Charlottesville.

### WAKE FOREST ATHLETIC COMMUNICATIONS

Address.....PO Box 7426  
.....Winston-Salem, NC 27109  
Phone.....(336) 758-5640  
Fax.....(336) 758-5140  
Website.....www.WakeForestSports.com  
Associate AD/Athletic Comm. (FB Contact)  
..... Steve Shutt  
Email.....shuttsj@wfu.edu  
Office.....(336) 758-5640  
Cell.....(336) 970-7512  
Secondary FB Contact.....Gary Petit  
Email.....petitgm@wfu.edu  
Admin. Coord. (Credentials).....Emily Richey  
Email.....richeyem@wfu.edu  
Associate Director.....Scott Wortman  
Assistant Director.....Steven Wright  
Athletic Comm. Assistant.....Alex Botoman  
Athletic Comm. Intern.....Nick Sebasta  
Pressbox Phone.....(336) 896-9159

### DEACONS LOOK TO GET BACK ON TRACK IN CHARLOTTESVILLE

- Fresh off a bye week, Wake Forest will look to snap a two-game skid this Saturday as it heads to Charlottesville, Va. and Scott Stadium to take on the Virginia Cavaliers.
- The game is set to kickoff at 12:30 p.m. It will be televised on the ACC Network and can be heard on the Wake Forest IMG Sports Network.
- The Demon Deacons are seeking to buck a recent trend of tough losses at Scott Stadium. Wake Forest has dropped 11 of its last 12 games in Charlottesville.
- The last two losses in 2007 and 2003 have come by a combined four points.
- Wake Forest's last win at Scott Stadium was a 34-30 victory in 2001.
- The Deacons will once again be without their top receiver Michael Campanaro who is still recovering from a broken hand which he suffered in the loss to Duke on Sept. 29.
- In Campanaro's absence, senior Terence Davis has stepped-up and had a pair of solid games. Davis notched a then career-high six catches for 100 yards against Duke but he topped those numbers with seven catches for 130 yards at Maryland.
- One of Davis' grabs at Maryland went for a 73-yard touchdown which was the longest reception of his career.
- Junior quarterback Tanner Price was 13-of-38 against Maryland for 170 yards and his 33rd and 34th career touchdown passes. His 34 career TDs are sixth-most in school history.

### WHAT'S INSIDE

Schedule Notes.....	2
Game Week Info.....	2
Deacon Notes.....	3-8
Quick Facts & Radio Info.....	3
National Polls.....	4
Pronunciation Guide.....	5
Wake's Record When.....	7
Series History.....	9
ACC.....	10
Head Coach Jim Grobe.....	11
Depth Chart.....	12
Numerical Roster.....	13-14
2012 Statistics.....	15-19
2012 Box Scores.....	20-22
Ind. Player Pages.....	23-34
The Last Time.....	35
Opponent Schedule.....	36

- Defensively, Clarksville, Md., native Kevin Johnson had four tackles and his first-career interception against Maryland.

### NEXT UP

- Wake Forest will have a short week as it hosts Clemson on Thursday night on ESPN.
- The Deacons hung tough with Clemson last year in Death Valley, falling on a last second field goal 31-28.
- The two teams also met on a Thursday night ESPN game in 2008 at BB&T Field when the Deacons pulled-out a 12-7 victory. That ultimately was Tommy Bowden's final game as Clemson head coach.

### DEACON STORYLINES

- Page 3:** Senior WR Terence Davis stepping up in Campanaro's absence.
- Page 3:** Fullback Tommy Bohanon is hauling in the passes.
- Page 4:** Demon Deacons one of the more disciplined teams.
- Page 5:** Punter Alexander Kinal continues to shine in his new game.

### SERIES HISTORY

<b>Overall:</b> Virginia leads 34-13
<b>At Wake Forest:</b> 5-17
<b>At BB&amp;T Field:</b> 3-14
<b>At Virginia:</b> 8-17
<b>At Scott Stadium:</b> 8-16
<b>At Neutral Sites:</b> 0-0
<b>Jim Grobe vs. Virginia:</b> 2-3
<b>Mike London vs. Wake:</b> 0-0
<b>Current Streak:</b> Won 1
<b>Last 10 Years:</b> 1-3
<b>Largest WFU Win:</b> 45 in 1975 (66-21)
<b>Largest UVa Win:</b> 42 in 1889 (46-4)
<b>Last Meeting:</b> Wake def. Virginia 28-17 on Nov. 8, 2008 at BB&T Field

### LAST 10 SERIES RESULTS

Year	W/L	Site	Score
2008	W	H	28-17
2007	L	A	16-17
2003	L	A	21-24
2002	L	H	34-38
2001	W	A	34-30
2000	L	H	10-27
1999	L	A	7-35
1998	L	H	17-38
1997	L	A	13-21
1996	L	H	7-42

### WAKE FOREST DEMON DEACONS (3-3, 1-3 ACC)

Sept. 1	<b>LIBERTY</b> (ESPN3)	W, 20-17
Sept. 8	<b>NORTH CAROLINA</b> (RSN)	W, 28-27
Sept. 15	at Florida State (ESPN)	L, 0-52
Sept. 22	<b>ARMY</b> (ACC Network)	W, 49-37
Sept. 29	<b>DUKE</b> (ACC Network)	L, 27-34
Oct. 6	at Maryland (ESPNU)	L, 14-19
Oct. 20	at Virginia (ACC Network)	12:30
Oct. 25	<b>CLEMSON</b> (ESPN)	7:30
Nov. 3	<b>BOSTON COLLEGE</b>	TBA
Nov. 10	at NC State	TBA
Nov. 17	at Notre Dame (NBC)	3:30
Nov. 24	<b>VANDERBILT</b>	TBA

### VIRGINIA CAVALIERS (2-5, 0-3 ACC)

Sept. 1	<b>RICHMOND</b>	W, 43-19
Sept. 8	<b>PENN STATE</b>	W, 17-16
Sept. 15	at Georgia Tech	L, 20-56
Sept. 22	at TCU	L, 7-27
Sept. 29	<b>LOUISIANA TECH</b>	L, 38-44
Oct. 6	at Duke	L, 17-42
Oct. 13	<b>MARYLAND</b>	L, 20-27
Oct. 20	<b>WAKE FOREST</b>	12:30
Nov. 3	at NC State	TBA
Nov. 10	<b>MIAMI</b>	TBA
Nov. 15	<b>NORTH CAROLINA</b>	7:30
Nov. 24	at Virginia Tech	TBA



# 2012 DEMON DEACON FOOTBALL

GAME #7 ♦ WAKE FOREST AT VIRGINIA ♦ OCT. 20, 2012 ♦ SCOTT STADIUM



**LIBERTY**  
SEPTEMBER 1  
BB&T FIELD  
W, 20-17  
ESPN3.COM

The Demon Deacons survived a scare from Liberty and pulled-out a 20-17 victory. Junior receiver Michael Campanaro led the way for the Deacs with nine catches for 96 yards and a touchdown. Freshman running back Deandre Martin spelled the injured Josh Harris and finished with 74 yards on 21 carries and his first career touchdown. The Deacs are now 71-38-2 all-time in home openers.



**N. CAROLINA**  
SEPTEMBER 8  
BB&T FIELD  
W, 28-27  
RSN

Tanner Price led Wake Forest on a 93-yard touchdown drive late in the fourth quarter to give the Demon Deacons a 28-27 victory over North Carolina. Price and receiver Michael Campanaro each had career nights. Price was 27-of-38 for a career-high 327 yards. He also rushed for a pair of TDs. Campanaro caught 13 passes for 164 yards, both career-highs. Wake won its ACC home opener for the seventh-straight season.



**AT FLORIDA ST.**  
SEPTEMBER 15  
TALLAHASSEE, FLA.  
L, 0-52  
ESPN

The Seminoles dominated in every facet of the game and rolled to a 52-0 victory. The Demon Deacons struggled to get anything going on offense, finishing with just 126 yards of total offense. Josh Harris finished the day with 51 yards on 15 carries. Defensive end Kris Redding had one of his best games, notching four tackles including a pair of sacks and a forced fumble.



**ARMY**  
SEPTEMBER 22  
BB&T FIELD  
W, 49-37  
ACC NETWORK

The Demon Deacons got back on track offensively, rolling-up a season high 296 yards on the ground in a 49-37 victory over Army. Running backs Josh Harris and Deandre Martin both rushed for over 100 yards and two scores. Junior wide receiver Michael Campanaro finished with 12 catches for 153 yards and two touchdowns. Defensively, Zach Thompson and Mike Olson both recorded a career-high 12 tackles.



**DUKE**  
SEPTEMBER 29  
BB&T FIELD  
L, 27-34  
ACC NETWORK

The Wake Forest comeback fell short as Duke ended a 12-game losing streak to the Demon Deacons with a 34-27 victory. With the score tied 20-20, Duke took advantage of a turnover and reeled-off 14 straight points. After wide receiver Michael Campanaro left the game with a hand injury, senior Terence Davis stepped-up and caught a career-high six passes for a career-high 100 yards.



**AT MARYLAND**  
OCTOBER 6  
COLLEGE PARK, MD.  
L, 14-19  
ESPNU

Wake Forest wasn't able to capitalize on three Maryland turnovers and fell 19-14 to the Terrapins. The Deacons missed a pair of field goals and were stuffed on 4th and goal from the one in the second quarter. Senior receiver Terence Davis had another career day with seven catches for 130 yards, including a 73-yard touchdown reception. Defensively, Maryland native Kevin Johnson had four tackles and his first career INT.



**AT VIRGINIA**  
OCTOBER 20  
CHARLOTTESVILLE, VA.  
12:30  
ACC NETWORK

This will mark the first game between Wake Forest and Virginia since the 2008 season. The Deacons won that game 28-17 behind four UVA turnovers and 110 yards on the ground from Brandon Pendergrass. Overall, Virginia leads the series 34-13 and has won 20 of the last 22 meetings. Wake Forest is just 8-17 in Charlottesville and has just one win at Scott Stadium since 1981.



**CLEMSON**  
OCTOBER 25  
BB&T FIELD  
7:30  
ESPN

Wake Forest nearly snapped its five-game losing streak at Memorial Stadium last year, falling just short to the Tigers 31-28. Overall, Clemson holds a commanding 59-17-1 all-time advantage over the Deacons. The last time Wake Forest and Clemson met on a Thursday night at BB&T Field in 2008, the Deacons pulled-out a 12-7 victory in what turned out to be Tommy Bowden's final game as Clemson head coach.



**BOSTON COLLEGE**  
NOVEMBER 3  
BB&T FIELD  
TBA  
TBA

Wake Forest snapped a four-game losing streak against Boston College last season with a 27-19 victory in Chestnut Hill. The Eagles hold a 10-7-2 all-time lead in the series. After a 50 year break, the teams resumed the series in 2003 and have met each of the last nine years. All nine of those games have been decided by 10 points or fewer.



**AT NC STATE**  
NOVEMBER 10  
RALEIGH, N.C.  
TBA  
TBA

Wake Forest heads to Raleigh for a key ACC Atlantic showdown with the Wolfpack. The Pack holds a 62-37-6 lead over Wake Forest in the all-time series. Since the Deacons' win in 1984 at Carter-Finley, Wake is just 1-12 in Raleigh with its lone triumph coming in 2006. Despite the struggles in Raleigh, the Deacons have won six of the last nine meetings in the series.



**NOTRE DAME**  
NOVEMBER 17  
SOUTH BEND, IND.  
3:30  
NBC

Wake Forest and Notre Dame are meeting for just the second time on the football field. In the teams' first meeting last season, the Irish held Wake Forest scoreless in the second half and pulled out a 24-17 victory at BB&T Field. This will be Wake Forest's first trip to South Bend and the Deacons are also scheduled to return to South Bend for a game in 2015.



**VANDERBILT**  
NOVEMBER 24  
BB&T FIELD  
TBA  
TBA

Wake Forest finishes the regular season for the second-straight year by hosting Vanderbilt. The non-conference series between the two schools runs through the 2015 season. The Demon Deacons have won three of the last four meetings in the series. The Commodores snapped Wake Forest's three-game win streak last season with a 41-7 victory at BB&T Field.



**ACC CHAMPIONSHIP**  
DECEMBER 1  
CHARLOTTE, N.C.  
8:00  
ESPN

Now in its ninth year, the Dr. Pepper ACC Championship Game will be held for the third-straight season at Bank of America Stadium in Charlotte, N.C. The Championship was played in Jacksonville for three seasons before moving to Tampa Bay for 2008 and 2009. The game will kickoff at 8:00 p.m. and will be carried by ESPN. Wake Forest won the 2006 ACC Championship Game, defeating Georgia Tech 9-6.



## GAME WEEK

### Weekly Press Conference

Wake Forest's weekly press conference begins each Tuesday at 11 a.m. in the Miller Center on campus. Selected players are available first to the electronic media in the Team Meeting Room on the first floor. The players will then meet the print media in the Rovere Room immediately following. Lunch will then be served and Jim Grobe will meet with the electronic media at 12:15 p.m. in the team meeting room followed by the print media in the Rovere Room. Any specific player requests must be made before noon on Monday. Transcripts of the press conference will be e-mailed and posted on WakeForestSports.com. Video of the press conference will be archived on WakeForestSports.com.

### ACC Weekly Teleconference

Jim Grobe participates in the ACC's weekly teleconference every Wednesday at 11:20 a.m. For the media access number, contact the ACC Media Relations Office or the Wake Forest Media Relations Office. The teleconference is archived online at theACC.com.

### Covering Practice

Wake Forest typically conducts its practices on campus at the Doc Martin Practice Complex adjacent to the Pruitt Football Center. Please contact the Media Relations Office when you'd like to attend. Coach Grobe is available in person every day of the week and players are available Monday through Wednesday before practice.

### The Jim Grobe Show

Coach Grobe's weekly call-in radio show with the Voice of the Deacons Stan Cotten airs Thursday nights on the Wake Forest Sports Network from IMG College and online at www.WakeForestSports.com.

### Coach Grobe Interviews

Aside from the previously mentioned Tuesday press conference, Wednesday teleconference and radio show, Jim Grobe is available for phone interviews on Tuesday mornings by appointment only. Please schedule those with the Media Relations Office.

### Player Interviews

Players are available at Tuesday's weekly press conference and before practice Monday through Wednesday. Phone interviews will be scheduled on an individual basis, contingent on class schedules. Please schedule those with the Media Relations Office.

# 2012 DEMON DEACON FOOTBALL

GAME #7 ♦ WAKE FOREST AT VIRGINIA ♦ OCT. 20, 2012 ♦ SCOTT STADIUM

## LAST TIME OUT

- Freshman Stefon Diggs took a short pass 63 yards to set up a 1-yard touchdown run by Justus Pickett with 5:37 left, and Maryland pulled-out a 19-14 victory over Wake Forest on Oct. 6 in College Park.
- Wake Forest led 14-13 when the Terrapins gained possession at their own 41 in the fourth. After a first-down sack, true freshman Perry Hills connected with Diggs on the right flat, and the fleet-footed wide receiver cut down the sideline behind several good blocks before being tackled at the 3. On third down, Pickett carried it in.
- Diggs' play made up for a fumbled punt that led to the Demon Deacons' second touchdown. He finished with five catches for 105 yards.
- Hills went 14 for 25 for 191 yards to help Maryland avenge a 31-10 defeat at Wake Forest last year. The Terrapins won despite committing three turnovers and being flagged for eight penalties.
- Demon Deacons quarterback Tanner Price was harassed most of the game by the Maryland defense. Price went 13-of-38 passing for 170 yards and two scores.
- Terence Davis, subbing for injured star receiver Michael Campanaro, caught a 73-yard pass for Wake Forest on the third play of the game and finished with a career-high seven receptions for 130 yards.
- The Demon Deacons took a 14-13 lead with 7:06 left in the third quarter, moving 24 yards after Diggs fumbled a punt. On third down from the seven, Price threw a touchdown pass to Tommy Bohanon, the fullback's third score in two weeks.

## MISCELLANEOUS NOTES

- Wake Forest captains were Chibuikem Okoro and Joey Ehrmann.
- Maryland won the toss and elected to defer.
- Wake Forest scored first for the first time this season.
- Lovell Jackson had a 31-yard punt return in the first quarter, which was the longest of his career.
- Offensive lineman Gabe Irby recorded his first pass reception on a batted ball in the second quarter.
- Redshirt-freshman Chad Hedlund made his Demon Deacon debut on a PAT in the third quarter.
- The 53 yards rushing for Maryland were the fewest Wake Forest has allowed since allowing just 22 yards on the ground to Gardner-Webb last season.
- Wake Forest has lost its third straight game at Byrd Stadium and six of the last seven

## TD DOES IT AGAIN

- One week after recording a career-high six receptions for a career-high 100 yards against Duke, senior Terence Davis topped those marks against Maryland, finishing with seven receptions for 130 yards.
- Davis opened the game with a 73-yard touchdown reception on the opening drive to make the score 7-0 Deacs. That was Davis' longest reception of his career.
- It was also his seventh career TD and the first since the Vanderbilt game last season.
- Davis had his first career touchdown reception at Bryd Stadium in the Deacons' last trip to Maryland in 2010.
- He now has 569 yards receiving in his career.

## BOHANON ON THE RECEIVING END

- Fullback Tommy Bohanon had a pair of touchdown grabs against Duke on Sept. 29, marking the first multi-touchdown game of his career.

- Bohanon finished with three catches for a career-high 41 yards.
- His 34-yard touchdown grab in the third quarter was the longest reception of his career.
- One week later, Bohanon caught a 7-yard TD pass from Price against Maryland, marking his second-straight game with a touchdown reception.
- That was his third TD grab of the year and the fifth of his career.
- The three touchdown catches are tied with Michael Campanaro for the most on the team this season.
- For the year, Bohanon has eight catches for 104 yards.
- Bohanon has yet to rush the ball this season.

## KJ GETS HIS FIRST

- Sophomore cornerback Johnson recorded the first interception of his career in the second quarter against Maryland on Oct. 6.
- The Clarksville, Md. native finished the game with four tackles and one pass breakup.

## THOMPSON WITH ANOTHER PICK

- Interceptions by defensive ends are rare but Zach Thompson recorded his second-career interception in the loss to Duke on Sept. 29.
- He snagged a Sean Renfree pass that was deflected by Chibuikem Okoro at the Duke 20. That led to a game-tying field goal.
- Thompson also had an interception at Clemson on Nov. 12, 2011.

## KNOCKED ONE THROUGH

- Wake Forest place kicker Jimmy Newman nailed a 45-yard field goal in the second quarter against Duke on Sept. 29 for his first field goal of the season.
- Wake Forest entered the game as one of two teams in the FBS without a field goal on the season.
- He then knocked-home his second field goal in the third quarter against Duke and is now 2-of-6 on the season.

## THAT WAS A LONG DRIVE

- Wake Forest's 98-yard touchdown drive in the third quarter against Duke on Sept. 29 was tied for the 3rd longest drive in school history.
- The Deacons had 99-yard touchdown drives vs. Navy in 1995 and Western Carolina in 1991.

## A PAIR OF 100-YARD RUSHERS

- Wake Forest junior Josh Harris and freshman Deandre Martin each rushed for over 100 yards in the Deacs' win over Army on Sept. 22.
- Harris finished with 129 yards on 12 carries and two touchdowns while Martin posted 115 yards on 13 carries and two touchdowns.
- The duo became the first Wake Forest tandem to each rush for over 100 yards in a game since Chris Barclay (210) and Micah Andrews (142) each ran for over 100 yards against East Carolina on Sept. 17, 2005.
- That was Harris' fourth 100-yard rushing game in his career and the most since he had 136 yards against Florida State last season.
- It was also Harris' third-career multi-touchdown game of his career. He also ran for two scores against Presbyterian and Virginia Tech in 2010.
- For Martin, it was his first 100-yard rushing game and his first multi-touchdown game.



## UNIVERSITY QUICK FACTS

Location	Winston-Salem, NC 27109
Founded	1834
Enrollment	4,775 undergraduate
Colors	Old Gold & Black
Stadium	BB&T Field (31,500)
Surface	FieldTurf
Conference	Atlantic Coast
President	Dr. Nathan O. Hatch
Athletic Director	Ron Wellman
Athletic Dept. Phone	(336) 758-5616
Ticket Office Phone	(888) 758-DEAC

## PROGRAM HISTORY

First Year of Football	1888
Season of Football	111th
Bowl Appearances	Ten (6-4)
Last Bowl Game	2011 Music City
All-Time Record	423-612-33 (.412)
All-Time ACC Record	126-282-5 (.311)

## TEAM INFORMATION

2011 Overall Record	6-7
ACC Record/Finish	5-3 (T-2nd Atl.)
Letterwinners Returning	50 (24 offense, 23 defense, 3 specialist)
Letterwinners Lost	20 (12 offense, 8 defense, 0 specialist)
Starters Returning/Lost	16-10
Offense	3/8
Defense	7/4
Special Teams	3/0

## WAKE FOREST SPORTS NETWORK FROM IMG COLLEGE

Play-By-Play Announcer	Stan Cotten
Analyst	Dave Goren
Sideline	Michael Hoag
Engineer	John Brockwell
Spotter	Josh Nixon
Studio Host	Geoff Arnold
President	Ben Sutton, Jr.
General Manager	Jeff Salisbury

## WAKE FOREST SUPPORT STAFF

Strength & Conditioning	Ethan Reeve
Athletic Trainer	Don Steelman
Athletic Trainer	Chris Ina
Athletic Trainer	Greg Collins
Equipment Mgr.	Demetrius Gibson
Video Coordinator	Allen Franklin
Academic Counselor	Seth Youngblood
Academic Counselor	Ann Flynn
Admin. Coordinator	Bonnie Rae

# 2012 DEMON DEACON FOOTBALL

GAME #7 ♦ WAKE FOREST AT VIRGINIA ♦ OCT. 20, 2012 ♦ SCOTT STADIUM



## NATIONAL POLLS

### Associated Press (Wk. 8)

	School	Rec.	Pts.	Last
1	Alabama (60)	6-0	1500	1
2	Oregon	6-0	1436	2
3	Florida	6-0	1361	4
4	Kansas State	6-0	1296	6
5	Notre Dame	6-0	1283	7
6	LSU	6-1	1153	9
7	Ohio State	7-0	1071	8
8	Oregon State	5-0	1050	10
9	South Carolina	6-1	1042	3
10	Oklahoma	4-1	994	13
11	USC	5-1	874	11
12	Florida State	6-1	836	12
13	Georgia	5-1	753	14
14	Clemson	5-1	673	16
15	Mississippi State	6-0	591	19
16	Louisville	6-0	574	18
17	West Virginia	5-1	552	5
18	Texas Tech	5-1	444	NR
19	Rutgers	6-0	405	20
20	Texas A&M	5-1	379	22
21	Cincinnati	5-0	294	21
22	Stanford	4-2	242	17
23	Michigan	4-2	177	25
24	Boise State	5-1	133	24
25	Ohio	7-0	104	NR

Opponents Receiving Votes: NC State 11, North Carolina 2.

### USA Today Coaches Poll (Wk. 8)

	School	Rec.	Pts.	Last
1	Alabama (59)	6-0	1475	1
2	Oregon	6-0	1414	2
3	Kansas State	6-0	1307	5
4	Florida	6-0	1297	6
5	Notre Dame	6-0	1251	7
6	LSU	6-1	1179	8
7	Oklahoma	4-1	1021	10
8	South Carolina	6-1	1012	3
9	USC	5-1	995	9
10	Florida State	6-1	919	11
11	Oregon State	5-0	839	14
12	Georgia	5-1	806	12
13	Clemson	5-1	741	13
14	Louisville	6-0	695	16
15	West Virginia	5-1	677	4
16	Mississippi State	6-0	671	18
17	Rutgers	6-0	495	19
18	Cincinnati	5-0	456	20
19	Texas A&M	5-1	397	21
20	Texas Tech	5-1	274	NR
21	TCU	5-1	272	23
22	Boise State	5-1	271	22
23	Stanford	4-2	215	17
24	Arizona State	5-1	133	NR
25	Michigan	4-2	96	NR

Opponents Receiving Votes:

### HALFTIME COMEBACK

- Wake Forest trailed Army 23-21 at halftime before bouncing back for a 49-37 win.
- Wake Forest had lost 17 straight games in which it trailed at halftime.
- The last time the Deacons overcame a halftime deficit to win was on Sept. 12, 2009 when the Deacons trailed Stanford 17-3 at intermission before scoring a 24-17 win.

### BEAT 'EM AT THEIR OWN GAME

- The Demon Deacons rushed for a season-high 296 yards in the win over Army on Sept. 22.
- That was the most rushing yards for the Deacons since the 2010 season-opener against Presbyterian on Sept. 2, 2010 when Wake racked-up 415 yards on the ground.

### THREE'S NOT A CROWD

- For just the second time in school-history, Wake Forest had two 100-yard rushers and a 100-yard receiver in a game.
- Josh Harris had 129 rushing yards, Deandre Martin had 115 yards rushing and Michael Campanaro had 153 yards receiving in the win over Army.
- The only other time that happened was against Illinois State on Sept. 10, 1988 when Tony Rogers (108) and Mark Young (118) were each over 100 yards rushing and Ricky Proehl had 109 yards receiving.

### WAKE FOREST AMONG ACC LEADERS

- The Deacons are second in the the ACC in fewest penalty yards per game.
- Wake Forest has committed 26 penalties for 212 yards for an average of 35.3 per game.
- Boston College tops the league at 32.8 penalty yards per game.

### THAT'S GONNA HURT

- Wake Forest lost more than the game to Duke on Sept. 29, it also lost its leading receiver Michael Campanaro to a hand injury.
- At the time of his injury, he was leading the ACC with 38 receptions and was also second in the country in receptions.
- Terence Davis had the second most receptions on the team with 11.
- Campanaro had also been targeted by Price 50 times while Sherman Ragland was second with 23 targets.
- Campanaro had caught a pass in 17 straight games.
- He led the team with 38 receptions for 429 yards and three touchdowns.

### CAMP'S CAREER NIGHT

- Junior Michael Campanaro enjoyed a career night against North Carolina on Sept. 8.
- After having a career-high 10 catches in week one against Liberty, Campanaro hauled in a new career-high 13 passes for a career-high 164 yards.
- The 13 receptions are the most for the Demon Deacon against North Carolina. He broke Desmond Clark's record of 11 set during the 1997 season.
- Campanaro's 13 catches are also tied for the second-most for any receiver ever against North Carolina.

### CAMP REACHING PAYDIRT THREE TIMES

- Junior Michael Campanaro scored three touchdowns in the win over Army on Sept. 22, marking the first multi-touchdown game of his career.
- His 4-yard touchdown run in the first quarter was the second rushing TD of his career.

- He also hauled in a 41-yard TD pass later in the first quarter and then caught a beautiful fade pass in the second quarter for a 7-yard touchdown.
- Campanaro became the first Demon Deacon with three touchdowns in a game with since Chris Barclay scored three touchdowns against East Carolina on Sept. 17, 2005.

### RECENT DEACON SLOT RECEIVER SUCCESS

- Wake Forest flanker Michael Campanaro is following in a rich tradition of slot receivers for Wake Forest.
- Kenny Moore set the ACC record with 98 reception during the 2007 season from his position as a slot receiver.
- D.J. Bolden led the ACC in receiving with 81 catches from the slot position in 2008.

### CAMPANARO AT THE HALFWAY POINT

- Assuming Michael Campanaro has two more full seasons left as a Deacon, his statistics through his first two years measure favorably with some of Wake Forest's great receivers.
- Campanaro is coming off a sophomore year in which he caught 73 passes for 833 yards and a pair of touchdowns.
- Campanaro's 83 catches are the third-most ever by a Deacon through his first two years.
- All-time reception leader Desmond Clark had 85 receptions in his first two years and Jammie Deese had 84.
- Campanaro's 940 yards was the seventh-highest total for a rising junior.
- Wayne Baumgardner (1978-81) has the most yards after two seasons with 1,272. Chris Givens (2009-11) had the second-most yards with 1,143.

### PRICE DOES IT THROUGH THE AIR AND ON THE GROUND

- Quarterback Tanner Price not only had a career day throwing the ball against North Carolina on Sept. 8, but he also had a career night running the ball.
- The Austin, Texas native was 27-of-38 for career-high 327 yards passing with just one INT.
- He also ran for a career-high two touchdowns as well.
- Price's second TD run capped a 93-yard game-winning touchdown drive late in the fourth quarter.

### PRICE MOVING UP THE CHARTS

Career Passing Yards			
2.	8,017	Brian Kuklick	1994-98
3.	7,304	Mike Elkins	1985-88
4.	7,205	Gary Schofield	1981-83
5.	<b>5,591</b>	<b>Tanner Price</b>	<b>2010-11</b>

Career Pass Completions			
2.	665	Brian Kuklick	1994-98
3.	637	Gary Schofield	1981-83
4.	609	Mike Elkins	1985-88
5.	<b>488</b>	<b>Tanner Price</b>	<b>2010-11</b>

Career Passing Touchdowns			
4.	43	Mike Elkins	1985-88
5.	37	Jay Venuto	1979-80
6.	<b>34</b>	<b>Tanner Price</b>	<b>2010-11</b>

### PRICE IN THE TOP-10

- Junior Tanner Price has won 10 games as the Demon Deacons' starting quarterback in his career. That puts him in a tie for ninth with Gary Schofield (1981-83) and Cory Randolph (2003-05).



# 2012 DEMON DEACON FOOTBALL

GAME #7 ♦ WAKE FOREST AT VIRGINIA ♦ OCT. 20, 2012 ♦ SCOTT STADIUM

- Riley Skinner (2006-09) holds the school record for wins in a career with 31. Skinner had a record of 31-17 in his four years for a .646 winning percentage.
- In the season-opener against Liberty, Price completed his 400th career pass and also threw his 28th career TD pass.
- Price is currently fifth in school history with 5,421 passing yards, fifth with 475 career completions and sixth with 32 career TD passes.

## PRICE PROTECTING THE BALL

- Junior quarterback Tanner Price came into the season with 173 pass attempts without an interception.
- He improved that number to 181 before being intercepted by Liberty's Marques Jenkins in the second quarter.
- That broke the previous school-record of 143 attempts which was set by James MacPherson in 2002.
- Price's streak of 181 pass attempts without an interception streak was the seventh-longest streak in ACC history.
- Last season, Price had just 1.4 percent of his passes intercepted, which set a school record. That translated into one interception for every 70.3 pass attempts.

## MANY YARDS, FEW PICKS

- Quarterback Tanner Price was one of just two FBS quarterbacks to throw for more than 3,000 yards and have six or fewer interceptions in 2011.
- Price finished with 3,017 yards, six interceptions and 20 touchdowns. Arkansas' Tyler Wilson was the only QB with similar numbers as he finished with 3,638 yards, six interceptions and 24 touchdowns.

## NON-QB PASSING UNDER GROBE

- When running back Deandre Martin connected with Brandon Terry for a 35-yard pass play in the second quarter against North Carolina, he became the newest Deacon non-quarterback to complete a pass.
- Since Jim Grobe's arrival in 2001, Wake Forest has com-

pleted 23 of 33 passes by non-quarterbacks.

- Those non-QBs have thrown for 694 yards and eight touchdowns with just one interception.
- The most prolific passing non-QB was WR Nate Morton (2003-06) who completed five of nine passes for 222 yards and three touchdowns over his four seasons.
- Wide receiver Michael Campanaro is 3 of 4 for 106 yards and two touchdowns in his career as a passer.

## JACKSON GETS DEFENSIVE

- Junior Justin Jackson had a career-game against Army on Sept. 22.
- Jackson finished the game with a career-high 11 tackles, his second blocked kick and his first career fumble recovery.
- Jackson blocked Army's first PAT attempt in the first quarter.
- That was the second blocked kick of his career. He also blocked a punt last season against North Carolina.
- That was the first blocked PAT for the Deacs since Kevin Smith blocked one against Boston College on Nov. 6, 2010.
- Jackson also jumped on an Army fumble in the third quarter, marking his first career fumble recovery.

## FROM AUSTRALIAN RULES TO AMERICAN RULES

- Freshman punter Alexander Kinal has had a stellar start to his Demon Deacon career.
- The Australian native, and rugby veteran, downed five punts inside the 20 in each of his first two games and has a total of 15 for the season.
- Against Florida State, Kinal punted 13 times for an average of 40.0 yards.
- The 13 punts were the most in a game by a Demon Deacon since the 1973 season.
- Only once since 2001 had a Wake Forest punter had five punts in a game that pinned the opponent inside their 20. That was by Sam Swank vs. Army in 2007.



## WAKE FOREST PRONUNCIATION GUIDE

### FIRST NAMES

Airy	AIR-in
Chibuikem	CHIBY-kem
Derricus	DARE-ih-cus
Duran	duh-RAN
Hasan	ha-SAHN
Jharrison	Harrison
Kevis	KEE-vis
Lovell	luh-VELL
Merrill	murh-ELL
Nikita	nih-KEE-tah
Quan	Kwan
Ramon	ruh-MOAN

### LAST NAMES

Basford	BASS-ferd
Bauder	BAW-der
Betros	BEE-troas
Bolling	BOWL-ing
Booi	BOO-ee
Campanaro	camp-ah-NAIR-oh
Ehrmann	URR-men
Emert	EM-ert
Feimster	FEEM-ster
Grasmeyer	GRASS-mey-er
Haire	HAIR
Hazime	huh-ZEE-mee
Heartsill	HART-suhl
Hedlund	HED-luhnd
Intemann	INT-uh-men
Janvion	JAN-vee-uhn
Kinal	KIN-uhl
LaBarbera	lah-bar-BARE-uh
Lowe	LO
Noel	no-ELL
Offer	OFFER
Okoro	oh-KOR-oh
Pineda	pin-EH-duh
Sousa	SO-suh
Souza	SUE-zah
Vogelsang	VO-guhl-sang
Willite	WILL-hite

## ON THIS DATE IN DEACON FOOTBALL HISTORY... OCT. 20

**2007:** Wake Forest fell behind Navy 17-14 in the second quarter before outscoring the Midshipmen 30-7 to finish with a 44-24 win at Navy-Marine Corps Memorial Stadium. Kenny Moore caught a pair of touchdown passes from Riley Skinner. Sam Swank booted three field goals and Josh Adams rushed for 131 yards. Moore finished the game with 15 receptions to tie his own school record. He also had 181 yards receiving in the contest.

**1990:** Wake Forest hosted the No. 1 team in the nation for the first time in Groves Stadium history and the Virginia Cavaliers came away with a 49-14 win. Virginia compiled 574 yards of total offense in the game while Anthony Williams led Wake Forest with 96 rushing yards.

**1984:** Wake Forest's chances for an ACC title ended with a 28-9 loss to Virginia in Charlottesville. The Cavaliers rushed for 355 yards while Wake Forest's offense was held to 102 yards on the ground and the Deacons were sacked four times. Virginia scored on three of its four second quarter possessions and took a 21-3 halftime lead.

**1979:** Jay Venuto threw two touchdown passes as Wake Forest improved to 6-1 on the season with a 25-17 win over Maryland at Groves Stadium. Venuto hit Wayne Baumgardner with a 12-yard pass late in the second quarter and threw a 6-yard scoring pass to Bill Ruffner in the fourth quarter. James McDougald carried 22 times for 61 yards and added a touchdown run.

**1973:** Wake Forest suffered its third shutout of the year in a 37-0 blanking by Maryland at Groves Stadium. The Deacons managed just 69 yards of total offense vs. the Terps.

**1962:** Wake Forest trailed Virginia 14-6 in the fourth quarter when fullback Larry Thomason scored on a 1-yard plunge. The Deacons went for the two-point conversion and the tie but failed and the Cavaliers went on to post the 14-12 win in Charlottesville.

**1956:** Wake Forest and Florida State battled to a 14-14 tie in Tallahassee. Billy Ray Barnes scored both of Wake Forest's touchdowns while FSU quarterback Lee Corso scored on a 1-yard plunge for the Seminoles.

**1945:** Nick and Bo Sacrinty combined to lead Wake Forest to a 19-18 win over NC State in Raleigh. Nick Sacrinty scored all of the Deacons' touchdowns including an 89-yard kickoff return that put the Deacs up 13-12 at the half. It was Bo Sacrinty's PAT after Wake's second touchdown that provided the eventual margin of victory. After the Wolfpack scored late in the game to pull within one point, Dave Harris broke through the line to block NC State's extra point attempt and preserve the victory for the Deacons. Bo Sacrinty also turned in a first half interception.

**1934:** Bill Martin and Edwin Stern scored touchdowns for the Deacons who posted a 14-6 home win over Presbyterian.



# 2012 DEMON DEACON FOOTBALL

GAME #7 ♦ WAKE FOREST AT VIRGINIA ♦ OCT. 20, 2012 ♦ SCOTT STADIUM



## WAKE FOREST ROSTER SUPERLATIVES

### HEAVIEST

Gabe Irby	315
Colin Summers	315
Antonio Ford	310
Hunter Goodwin	310
Garrick Williams	310
Frank Souza	310

### TALLEST

Steven Chase	6-7
Hunter Goodwin	6-6
Ramon Booi	6-6
Joel Suggs	6-6

### LIGHTEST

James Ward	170
Jonathan Williams	170
Alex Wulfeck	175
Kevin Johnson	175
Ryan Janvion	180
Hunter Haire	180
Merrill Noel	180
Maddox Stamey	180
P.J. Howard IV	180

### SHORTEST

Alex Wulfeck	5-9
Orville Reynolds	5-9
James Ward	5-10
Merrill Noel	5-10
Lovell Jackson	5-10
Joshua Wilhite	5-10
Dominique Gibson	5-10
Jharrison Gillespie	5-10
Jordan Garside	5-10

## DEACONS IN THE NFL

Player	Team	Exp.
Josh Bush	NY Jets	1st
Tyson Clabo	Atlanta	8th
Aaron Curry	Oakland	4th
Chris DeGeare	Tennessee	3rd
Brandon Ghee	Cincinnati	3rd
Chris Givens	St. Louis	1st
Joe Looney	San Francisco	1st
Ovie Mughelli	Free Agent	10th
Calvin Pace	NY Jets	10th
Cyhl Quarles	Free Agent	1st
Alphonso Smith	Free Agent	4th
Steve Vallos	Philadelphia	6th
Kyle Wilber	Dallas	1st
Joe Zelenka	Free Agent	14th

## THOMPSON ADDS ACC WEEKLY HONOR

- Defensive end Zach Thompson was named the ACC Defensive Lineman of the Week on Sept. 24 for his efforts in the Demon Deacons' 49-37 win over Army.
- Thompson recorded a career-high 12 tackles and tied for the team high vs. Army. Thompson had seven solo stops and five assists vs. the Black Knights.
- He is the fifth different Demon Deacon to earn ACC Player of the Week honors this season.

## THREE DEACS TAKE WEEKLY HONORS

- A trio of Wake Forest players earned ACC Player of the Week honors on Sept. 10 after Wake's 28-27 win over North Carolina.
- Quarterback Tanner Price was named the Offensive Back of the Week, flanker Michael Campanaro was named the Receiver of the Week and defensive end Hasan Hazime was named the Defensive Lineman of the Week.
- It marked the first time since Nov. 3, 2008 that Wake Forest had three players named Player of the Week. That honor was shared by nose tackle Boo Robinson, cornerback Alphonso Smith and punter/placekicker Shane Popham.
- Price completed 27 of 38 passes for a career-high 327 yards.
- Price also carried seven times for five yards and rushed for a pair of touchdowns.
- Trailing 27-21 with 6:36 to play in the game, Price led Wake Forest on an 11-play, 93-yard drive for the game-winning touchdown.
- On the drive, Price completed five of seven passes for 67 yards and carried three times for five yards including the game-winning 1-yard TD plunge.
- Campanaro caught a career-high 13 passes for a career-high 164 yards.
- Campanaro had nine catches for 108 yards in the first half as Wake Forest built a 21-14 halftime lead.
- Campanaro's 13 receptions were two shy of the school record and the most ever by a Deacon vs. UNC.
- Hazime had five tackles including three solos and two assists.
- A fifth-year transfer from Akron, Hazime made his first career Wake Forest start vs. UNC, filling in for an injured Zach Thompson.
- Hazime had a sack of UNC quarterback Bryn Renner, forcing a fumble which Hazime then recovered.
- Hazime also broke up a team-high two pass attempts by UNC.

## MARTIN ANNOUNCES PRESENCE

- Freshman running back Deandre Martin made his Demon Deacon debut against Liberty and all he did was score the go-ahead touchdown and lead the team in rushing.
- Martin came into the game after starting running back Josh Harris left with a mild concussion in the first quarter. He finished the night with 21 carries for a game-high 74 yards.
- With 13:24 to play in the game, Martin reached paydirt from two-yards out for the first TD in his career which put the Demon Deacons ahead for good.
- Martin also recorded the first two receptions of his career and finished with 13 receiving yards.
- Against North Carolina, Martin ran four times for 13 yards and also completed a 35-yard pass to Brandon Terry in the second quarter.

## MARSHALL SHINES ON OPENING NIGHT

- Junior safety AJ Marshall had a tremendous night in the win over Liberty in the season-opener.
- Marshall not only finished the night with six tackles and a team-high two pass breakups, but he also recorded his first career interception as well as his first career touchdown.
- Marshall intercepted LU's Brian Hudson with 4:16 to play in the third quarter and returned it 39-yards for a score.
- That was the first defensive touchdown for a Demon Deacon since Alex Frye returned an interception for a touchdown in the 2010 season-opener against Presbyterian.
- Marshall also recorded 1.5 tackles for loss against Liberty. He had just two tackles for loss in his career coming into the game.

## SEEING EARLY ACTION

- True freshmen James Ward (CB) and Tylor Harris (NG) both saw playing time for the Deacons in the season-opener against Liberty.
- That was the first time since 2010 that head coach Jim Grobe has played multiple true freshmen in the season opener. That year, Tanner Price, A.J. Marshall and Kevin Johnson all played in a win over Presbyterian.
- Harris became just the third defensive lineman to see action as a rookie under Jim Grobe. The others were DE Jyles Tucker in 2003 and DE Jeremy Thompson in 2004.
- Harris started at nose guard against Florida State, becoming just the 11th Demon Deacon true freshman to start a game under Jim Grobe.
- Ward became the fifth true freshman corner to play under Jim Grobe. The others include Eric King (2001), Dominique Tate (2009) and Kevin Johnson and A.J. Marshall (both in 2010).

## TRUE FRESHMEN TO PLAY UNDER GROBE

Year	Player	Pos.
2001	Eric King* #	CB
2002	Chris Barclay*	RB
	Chris Davis*	WR/KR
	Ryan Plackemeier*	P
2003	De'Angelo Bryant	RB
	Jyles Tucker* #	DE
2004	Nick Jarvis*	LS
	Jeremy Thompson*	DE
2005	Chris DeGeare* #	OG
2006	None	
2007	Jordan Williams	WR
2008	Joe Looney* #	OG
	Andrew Parker #	TE
	Chance Raines	C
2009	Tommy Bohanon #	FB
	Jimmy Newman #	PK
	Dominique Tate	CB
2010	Kevin Johnson #	CB
	A.J. Marshall #	CB
	Tanner Price #	QB
2011	Orville Reynolds	RB
2012	Tylor Harris #	DE
	James Ward	CB

\* - Has spent time in the NFL

# - Started at least 1 game as a true freshman.

# 2012 DEMON DEACON FOOTBALL

GAME #7 ♦ WAKE FOREST AT VIRGINIA ♦ OCT. 20, 2012 ♦ SCOTT STADIUM

## NEW FACES ON THE OFFENSIVE LINE

- One problem with having an experienced line one season, is that the following year, you will likely see a number of fresh faces on the field.
- The main question mark for the Demon Deacons coming into the 2012 season was what will the offensive line look like.
- Senior center Garrick Williams is the only returning starter of the group. He played a total of 966 snaps over the previous two seasons.
- The only other offensive lineman with more than 150 career snaps played over the last two years is tackle Steven Chase with 496. However, Chase suffered a torn ACL in mid-August and returned to the field against Florida State on Sept. 15.

## CAREER SNAPS PLAYED ENTERING 2012

Player	Pos.	Snaps
Whit Barnes	C	3
Devin Bolling	OT	15
Steven Chase	OT	496
Antonio Ford	OG	8
Dylan Intemann	OT	0
Gabe Irby	OG	92
Frank Souza	OG	0
Colin Summers	OT	133
Garrick Williams	C	966

## WAKE FOREST'S MAGIC NUMBER

- Wake Forest's magic number is 24. Under Jim Grobe, the Deacons are 59-23 when scoring 24+ points. When scoring fewer than 24 points, Wake Forest is only 12-47.
- Wake topped North Carolina and Army when scoring more than 24 points but fell to Duke after scoring 27 points.
- The Deacons eclipsed the 24-point mark nine times in 2011 and were 6-3 in those contests.
- Since the start of the 2006 season, the Deacs are 36-11 when scoring 24+ points. Two of the losses during that span have come against Boston College. Wake lost 38-28 at BC in 2007 and also dropped a 27-24 OT decision on Sept. 26.
- Typically, the 24-point measure has been an accurate barometer of Wake Forest's success under Jim Grobe. But, four losses (at Boston College; vs. Miami; at Georgia Tech; Florida State) in 2009 while scoring 24 or more points was something of an anomaly.
- The only other time Wake had lost four games under Grobe while scoring 24 or more points was in 2003 when the Deacons dropped four 24+ point games.

## POSITION CHANGES

- Each spring, coaches look at their roster and see what holes need to be filled. Head coach Jim Grobe looked at his roster and decided to move a number of pieces to different holes.
- The biggest jump goes to Frank Souza and Ramon Booi. Both played the last couple of seasons as defensive linemen but have switched to the offensive line in 2012. Souza is expected to the Deacons' starting right guard while Booi continues to rehab from an injury.
- Redshirt-sophomore Daniel Vogelsang and redshirt-freshman Jordan Pineda have also switched sides of the ball this season. Vogelsang came in as a defensive tackle and Pineda came in as a linebacker. Both will play at tight end this season.
- Junior A.J. Marshall played right away at cornerback as a true-freshman in 2010 and also played in all 13 games last season. In 2012, Marshall has moved to a free safety posi-

tion.

- In addition to position changes, a total of 18 players have changed their numbers from 2011 to 2012.

## SOME ARE JUST TOO CLOSE TO CALL

- Jim Grobe has coached 141 games at Wake Forest and has posted a record of 71-70. During Grobe's tenure, the Deacons have gone 39-35 in games decided by eight points or greater.
- The other 67 games have all been decided by seven points or fewer and Wake has a record of 32-35. Wake is 17-14 under Grobe in games decided by three points or fewer.

## WAKE FOREST IN OVERTIME

Date	Opponent	Site	OT	W/L
10/2/98	Appalachian St.	H	1	L, 30-27
8/29/02	Northern Illinois	A	1	L, 42-41
9/4/04	Clemson	A	2	L, 37-30
10/2/04	NC State	A	1	L, 27-21
9/22/07	Maryland	H	1	W, 31-24
11/1/08	Duke	H	1	W, 33-30
9/26/09	Boston College	A	1	L, 24-27
11/7/09	Georgia Tech (10/11)	A	1	L, 27-30
9/1/11	Syracuse	A	1	L, 29-36

## FOREIGN PLAYERS

- Freshman punter Alexander Kinal marks the first Demon Deacon to hail from Australia. The Adelaide, South Australia native was a standout in Australian Rules Football in his homeland but is playing American football for the first time.
- Over the years, Wake Forest has had a number of foreign athletes on the football team including no less than nine Canadians. Transfer Hasan Hazime, who played at Akron the last four years, hails from Ontario, Canada. The most recent Canadian to letter was Mark Moroz, an offensive lineman with Wake from 2000-03.
- Only two Deacon lettermen have been from a foreign country other than Canada. Urban Ericksson was a kicker in 1976 from Koping, Sweden and Kris Spilsbury, a tight end from 1976-77 hailed from Chihuahua, Mexico. Gelo Orange, who graduated in 2011, was a native of Haiti who attended high school in Naples, Fla.

## WFU PRESIDENT HATCH TO CHAIR NCAA BOARD OF DIRECTORS

- The NCAA Division I Board of Directors has elected Wake Forest University President Nathan O. Hatch as chair of the board.
- The election took place today during the board's first meeting of the 2012-2013 academic year. Effective immediately, the position is a two-year term that will run through August 2014.
- The Division I Board of Directors is comprised of 18 presidents and chancellors representing different Division I conferences. Under the chair's leadership, the board directs the affairs of the entire division and has final authority on all Division I matters.
- Hatch became president of Wake Forest in July 2005. He has represented the Atlantic Coast Conference on the NCAA Division I Board of Directors since April 2010 and has served on the Executive Committee since August 2010. Additionally, he was appointed to the Division I Bowl Licensing Task Force in May 2011.



## FIRST POINTS GAME-BY-GAME

### VS. LIBERTY

**Wake: Campanaro 31 yrd TD pass from Price, 7:15 (Q2)**  
Opp: Dutra 37 yrd TD pass from Hudson 8:01 (Q1)

### VS. NORTH CAROLINA

**Wake: Price 2 yrd TD run 0:02 (Q1)**  
Opp: Ebron 6 yrd TD pass from Renner 5:49 (Q1)

### AT FLORIDA STATE

**Wake: --**  
Opp: EJ Manuel 16 yard run 4:28 (Q1)

### VS. ARMY

**Wake: Campanaro 4 yrd run 7:34 (Q1)**  
Opp: Steelman 2 yrd run 11:40 (Q1)

### VS. DUKE

**Wake: Martin 4 yrd run 5:16 (Q1)**  
Opp: Martin 35-yard field goal 10:28 (Q1)

### AT MARYLAND

**Wake: Davis 73 yrd TD pass from Price, 14:07 (Q1)**  
Opp: Craddock 49 yrd field goal 10:17 (Q1)

### AT VIRGINIA

**Wake:**  
Opp:

### VS. CLEMSON

**Wake:**  
Opp:

### VS. BOSTON COLLEGE

**Wake:**  
Opp:

### AT NC STATE

**Wake:**  
Opp:

### AT NOTRE DAME

**Wake:**  
Opp:

### VS. VANDERBILT

**Wake:**  
Opp:

## ACC WEEKLY HONORS

Date	Player	Award
9/4	A.J. Marshall	Def. Back
9/10	Tanner Price	Off. Back
	Michael Campanaro	Receiver
	Hasan Hazime	Def. Lineman
9/24	Zach Thompson	Def. Lineman

# 2012 DEMON DEACON FOOTBALL

GAME #7 ♦ WAKE FOREST AT VIRGINIA ♦ OCT. 20, 2012 ♦ SCOTT STADIUM

## GROBE BY THE NUMBERS

- Head coach Jim Grobe has coached 141 games and has a record of 71-70 in his 12th season at Wake Forest. Grobe is 104-103 -1 in his 17th year as a college head coach.
- Prior to Grobe's arrival, the Deacons were 46-93-2 in their previous 141 games.
- Under Grobe, Wake Forest is 38-54 in ACC games and 42-32 in all home games. The Deacs are 23-22 in home ACC games and have won 15 of their last 26 at home against conference foes.
- With 38 career ACC wins, Grobe is Wake's all-time winningest coach in ACC contests, and he now has more than twice as many conference wins as any other Wake Forest football coach.

## GROBE RECORDS HIS 100TH CAREER VICTORY

- Wake Forest head coach Jim Grobe recorded his 100th career victory in a 24-23 win over Duke on Oct. 22, 2011.
- Grobe is 71-70 in his 12th year at Wake Forest. He posted a 33-33-1 record in six seasons as the head coach at Ohio University, giving him a career record of 104-103-1.
- Only one other Wake Forest coach won his 100th game while coaching the Demon Deacons. Peahead Walker, who compiled a 51-41-5 record at Atlantic Christian College and Elon before coming to Wake Forest in 1937, won his 100th career game with a 19-18 win over NC State in 1945.
- Walker is Wake Forest's all-time winningest coach with a 77-51-6 record.

## GROBE NEAR TOP IN WINS AMONG ACC COACHES

- Jim Grobe entered the 2012 season ranked fourth among ACC coaches in overall wins and second in conference wins.
- Grobe has put together 104 career victories during his time at Wake Forest and Ohio University.
- Virginia Tech's Frank Beamer is the winningest active coach in the ACC with 255 wins while Georgia Tech's Paul Johnson is second with 142 and NC State's Tom O'Brien is third with 112.
- Beamer is the active leader in career ACC wins with 55 while Grobe is second with 38.

## GROBE AT BB&T FIELD

- Jim Grobe is Wake Forest's all-time winningest coach in games played at BB&T Field, Wake Forest's home since 1968.
- Grobe has gone 42-32 at BB&T Field, the most wins of any of the nine Deacon coaches who have coached in the stadium.
- Grobe's average of 3.5 home wins per year is the highest among Deacon coaches. His home winning percentage of .568 is second only to Cal Stoll who went 9-4 (.692) during his three seasons from 1969-71.

## GROBE SHIFTS STAFF

- In the spring of 2012, head coach Jim Grobe was in an unfamiliar spot, having to replace three assistant coaches. Over Grobe's first 11 seasons, only five assistant coaches had left.
- Steve Russ, Tim Billings and Keith Henry all left to pursue other opportunities following the 2011 season.
- Grobe then hired Tim Duffie, Jonathan Himebauch and Derrick Jackson to replace that trio.

- Duffie came to Wake Forest after a successful stint at Colorado State coaching both the secondary and the cornerbacks. He will be entrusted with coaching the Demon Deacon secondary.
- Himebauch spent three seasons with the Montreal Alouettes before coming to Wake Forest. He takes over control of the offensive line.
- Jackson spent the 2011 season coaching the defensive line at Rice before joining the Deacon staff in the spring of 2012. He will coach the Deacons' outside linebackers.
- When defensive coordinator Brad Lambert left for Charlotte prior to the 2011 season, Grobe replaced him with Lonnie Galloway, a veteran wide receivers coach at West Virginia. The exchange of a defensive coach for an offensive coach caused Grobe to make some adjustments to his coaching staff.
- Grobe moved wide receiver coach Brian Knorr to the defensive side of the ball where he is now the defensive coordinator and coaches the linebackers.
- Offensively, Steed Lobotzke continues to call the plays as the offensive coordinator and will also coach the tight ends and fullbacks.
- Quarterback coach Tom Elrod and Galloway share the responsibility of coordinating Wake Forest's passing game.
- Running backs coach Billy Mitchell will also coach the kickers, a job he had for his first 10 years on staff.

## MOST YEARS AT CURRENT SCHOOL (ACTIVE COACHES)

Rk.	Yrs	Coach	School
1.	28	Chris Ault	Nevada
2.	26	Frank Beamer	Virginia Tech
3.	22	Larry Blakeney	Troy
4.	21	Bill Snyder	Kansas State
5.	15	Mack Brown	Texas
6.	14	Bob Stoops	Oklahoma
7.	13	Kirk Ferentz	Iowa
<b>T8.</b>	<b>12</b>	<b>Jim Grobe</b>	<b>Wake Forest</b>
		four tied	

## GROBE AMONG NATIONAL LONGEVITY LEADERS

- Now in his 12th season at Wake Forest, Jim Grobe has the longest tenure of any coach in the ACC. The only exception to the rule is Frank Beamer who is in his 26th year at Virginia Tech but the Hokies did not join the ACC until the 2004 season.
- Nationally, Grobe is tied for 8th in longevity. There are five head coaches entering their 12th year at the same school. The group includes Mike Riley (Oregon State), Gary Pinkel (Missouri), Mark Richt (Georgia) and Gary Patterson (TCU).



## WAKE'S RECORD WHEN...

	2012	Grobe Era
At Home	3-1	42-32
On The Road	0-2	25-36
Neutral Site Games	0-0	4-2
Vs. ACC Opponents	1-6	38-54
Non-Conference	2-0	33-16
Vs. Ranked Opp.	0-1	6-23
Vs. In-State Opp.	1-1	31-9
In August	0-0	2-1
In September	3-2	28-20
In October	0-1	21-23
In November	0-0	16-24
In December	0-0	4-1
In January	0-0	0-1
On Television	3-3	49-62
On ABC	0-0	4-13
On ESPN	0-1	5-9
On ESPN2	0-0	3-4
On ESPN/ESPN3.com	1-1	16-20
On Fox Sports	1-0	4-1
On Raycom/ACC Network	1-1	15-12
On TBS	0-0	0-1
On CBS College Sports	0-0	1-1
On Sunshine	0-0	0-1
On Comcast	0-0	1-0
Morning Games	0-0	1-0
Afternoon Games	2-3	47-54
Night Games	1-0	23-16
Decided by 7 or Less	2-2	32-35
Winning Coin Toss	2-0	41-27
Losing Coin Toss	1-3	30-43
Scoring First	0-1	49-25
Opp. Scores First	3-2	22-45
Leading At Halftime	1-0	50-17
Tied At Halftime	1-0	8-3
Trailing At Halftime	1-3	13-50
Leading After 3 Qtrs	1-1	57-15
Tied After 3 Qtrs.	1-1	4-4
Trailing After 3 Qtrs.	1-1	10-51
In Overtime	0-0	2-6
Scoring 30+ Pts	1-0	42-6
Scoring 20-29 Pts	2-1	24-26
Scoring 0-19 Pts	0-2	5-38
Allowing 30+ Pts	1-2	12-38
Allowing 20-29 Pts	1-0	18-24
Allowing 0-19 Pts	1-1	41-8
Outrushing Opp.	1-2	53-26
Getting Outrushed	2-1	18-44
Pass For More Yds	2-0	27-15
Pass For Fewer Yds	1-3	44-55
Outgaining Opp.	1-1	42-17
Getting Outgained	2-2	29-54
Win Time of Poss.	2-0	48-27
Lose Time of Poss.	1-3	23-43
Score a Def./ST TD	1-0	21-9
Allow a Def./ST TD	0-1	3-14
Fewer Penalty Yards	1-3	26-41
More Penalty Yards	1-0	41-28
Equal Penalty Yards	1-0	4-1
Win Turnover Battle	3-2	51-23
Lose Turnover Battle	0-1	8-30
Turnover Battle Even	0-0	12-17



# 2012 DEMON DEACON FOOTBALL

GAME #7 ♦ WAKE FOREST AT VIRGINIA ♦ OCT. 20, 2012 ♦ SCOTT STADIUM



## SERIES HISTORY

**Overall:** Virginia leads 34-13  
**At Wake Forest:** 5-17  
**At BB&T Field:** 3-14  
**At Virginia:** 8-17  
**At Scott Stadium:** 8-16  
**At Neutral Sites:** 0-0  
**Jim Grobe vs. Virginia:** 2-3  
**Mike London vs. Wake:** 0-0  
**Current Streak:** Won 1  
**Last 10 Years:** 1-3  
**Largest WFU Win:** 45 in 1975 (66-21)  
**Largest UVa Win:** 42 in 1889 (46-4)  
**Last Meeting:** Wake def. Virginia 28-17 on Nov. 8, 2008 at BB&T Field

## LAST 10 SERIES RESULTS

Year	W/L	Site	Score
2008	W	H	28-17
2007	L	A	16-17
2003	L	A	21-24
2002	L	H	34-38
2001	W	A	34-30
2000	L	H	10-27
1999	L	A	7-35
1998	L	H	17-38
1997	L	A	13-21
1996	L	H	7-42

## WAKE VS. THE ACC

Opponent	GP	W	L	T
Boston College	19	7	10	2
Clemson	77	17	59	1
Duke	93	37	54	2
Florida State	31	6	24	1
Georgia Tech	30	8	22	0
Maryland	61	17	43	1
Miami	10	3	7	0
North Carolina	105	35	68	2
NC State	105	37	62	6
Virginia	47	13	34	0
Virginia Tech	35	11	24	1
<b>Total</b>	<b>612</b>	<b>190</b>	<b>407</b>	<b>16</b>

## GROBE VS. THE ACC

Opponent	GP	W	L	T
Boston College	9	4	5	0
Clemson	11	3	8	0
Duke	12	11	1	0
Florida State	12	4	8	0
Georgia Tech	7	2	5	0
Maryland	13	5	8	0
Miami	4	0	4	0
North Carolina	9	5	4	0
NC State	12	6	6	0
Virginia	5	2	3	0
Virginia Tech	4	0	4	0
<b>Total</b>	<b>97</b>	<b>41</b>	<b>56</b>	<b>0</b>

## HEAD-TO-HEAD STATISTICAL COMPARISON

As of Oct. 14, 2012

WAKE FOREST (3-3, 1-3 ACC)				VIRGINIA (2-5, 0-3 ACC)				
#	NCAA	ACC	Category	Category	ACC	NCAA	#	
23.0	90th	11th	Scoring Offense	vs.	Scoring Defense	12th	99th	33.0
333.3	102nd	11th	Total Offense	vs.	Total Defense	4th	53rd	377.4
123.2	97th	9th	Rushing Offense	vs.	Rushing Defense	6th	60th	153.4
210.8	81st	10th	Passing Offense	vs.	Passing Defense	5th	55th	223.0
116.3	100th	12th	Pass Eff. Offense	vs.	Pass Eff. Defense	9th	76th	135.1
2.0	T-68th	9th	Sacks Allowed	vs.	Sacks	11th	111th	0.9
					Tackles For Loss	11th	105th	4.6
31.0	87th	9th	Scoring Defense	vs.	Scoring Offense	10th	88th	23.1
422.3	83rd	8th	Total Defense	vs.	Total Offense	9th	51st	423.1
206.3	102nd	10th	Rushing Defense	vs.	Rushing Offense	8th	87th	139.6
216.0	45th	4th	Passing Defense	vs.	Passing Offense	5th	33rd	283.6
130.8	65th	8th	Pass Eff. Defense	vs.	Pass Eff. Offense	11th	85th	125.0
2.0	56th	6th	Sacks	vs.	Sacks Allowed	7th	T-65th	1.9
6.2	48th	6th	Tackles For Loss	vs.				
35.1	90th	9th	Net Punting	vs.	Net Punting	2nd	29th	39.6
8.4	62nd	9th	Punt Returns	vs.	Punt Returns	12th	110th	2.4
16.6	112th	11th	Kickoff Returns	vs.	Kickoff Returns	6th	64th	21.1
+0.3	T-39th	3rd	Turnover Margin	vs.	Turnover Margin	12th	119th	-1.9

## WAKE FOREST-VIRGINIA SERIES HISTORY

- Virginia holds a 34-13 lead in the all-time series against Wake Forest.
  - The series dates back to 1889.
  - The Cavaliers have won three of the last four meetings with the Deacons and 20 of the last 22 meetings.
  - Wake's two wins during that stretch came at Charlottesville in 2001 and in Winston-Salem in 2008.
  - Wake Forest has dropped 11 of its last 12 games at Scott Stadium. The Deacons' only win was a 34-30 victory on Nov. 3, 2001.
  - All-time, the Deacs have won eight times in 24 tries at Scott Stadium.
  - Wake Forest snapped a 10-game losing streak to the Hoos at BB&T Field with a 28-17 victory in 2008.
  - All-time, Wake Forest is 5-17 at home against the Cavs and 3-14 at BB&T Field.
  - Wake Forest's Jim Grobe is 2-3 against his alma mater.
- Four of the last five games in the series have been decided by four points or fewer. Wake Forest won 34-30 in 2001 before Virginia claimed a 38-34 win in 2002 and a 27-24 decision in 2003. Last year, Virginia escaped with a 17-16 win in Charlottesville.

## LAST TIME VS. VIRGINIA

- Wake Forest took a 28-3 halftime lead and cruised home to a 28-17 win over Virginia on Nov. 8 at BB&T Field.
- The win marked Wake's first home victory over the Cavaliers since 1983.
- Wake scored on its first possession of the game for the third straight week as QB Riley Skinner hit Ben Wooster with a two-yard scoring pass and a 7-0 lead.
- Redshirt freshman Brandon Pendergrass posted his first career 100-yard rushing game, finishing with 110 yards on 27 carries. The Deacons ground out 143 rushing yards as a team, going over the century mark for the third straight game.
- Defensively, the Deacons forced four turnovers in the game, marking the sixth time in nine games that Wake had gained three or more turnovers. One of those turnovers was a 53-yard interception return for a touchdown by redshirt senior safety Kevin Patterson.

## LAST TRIP TO CHARLOTTESVILLE

- No. 21 Wake Forest fell in a heartbreaker, 17-16, to Virginia on Nov. 3, 2007 in Charlottesville.
- Sam Swank kicked three field goals and Kenny Moore scored on a pass from Riley Skinner to lead the Demon Deacons.
- UVA's Mikell Simpson gave the Cavs a 17-16 lead when he scored on a one-yard run with 2:18 to play in the game. Wake drove to Virginia's 30 in the closing seconds, but Swank's 47-yard field goal try with two seconds left was wide right.
- Skinner completed 20 of 26 passes for 175 yards, and Moore finished with 59 yards on five receptions.
- Josh Adams rushed for 74 yards on 21 carries for the Deacons.

## WAKE-VIRGINIA CONNECTIONS

- Wake Forest head coach Jim Grobe is a 1975 graduate of the University of Virginia. Grobe was a starter at nose guard for the Cavaliers in 1973 and at linebacker in 1974 when he earned Academic All-ACC honors. Grobe was a graduate assistant coach at UVA in 1975 while earning his master's degree.
- Virginia DE Rob Burns played his high school football at Stone Bridge High School in Ashburn, Va. Wake Forest has three Stone Bridge grads on its team including LB Mike Olson, DE Zach Thompson and QB Patrick Thompson. All played for Mickey Thompson, Zach and Patrick's father.
- Virginia WR Darius Jennings played at the Gilman School, the same Baltimore high school that produced Wake Forest OLB Joey Ehrmann and OT Hunter Goodwin.

## WAKE VS. THE STATE OF VIRGINIA

- This will be Wake Forest's 152nd game all-time against a school from Virginia.
- The Deacons hold a 57-88-6 record all-time vs. the state of the Virginia.
- The first game against the state came in Wake's second year of football, 1889. Wake Forest fell to Virginia on Dec. 9, 1889, by a score of 46-4.
- But one day later, on Dec. 10, Wake knocked off Richmond 32-14.
- In all, the Deacons have faced a total of 17 teams from Virginia. The first was against Virginia in 1889 and the most recent game came against Virginia Tech last season.

# 2012 DEMON DEACON FOOTBALL

GAME #7 ♦ WAKE FOREST AT VIRGINIA ♦ OCT. 20, 2012 ♦ SCOTT STADIUM

## 2012 ACC STANDINGS

(As of Oct. 13, 2012)

Atlantic Division	CONFERENCE			OVERALL			STRK
	W-L	PF	PA	W-L	PF	PA	
Maryland	2-0	46	34	4-2	131	122	W2
Florida State	3-1	168	61	6-1	322	81	W1
Clemson	2-1	129	111	5-1	248	164	W2
NC State	1-1	54	60	4-2	168	123	W1
<b>Wake Forest</b>	<b>1-3</b>	<b>69</b>	<b>132</b>	<b>3-3</b>	<b>138</b>	<b>186</b>	<b>L2</b>
Boston College	0-3	70	137	1-5	148	196	L4

Coastal Division	CONFERENCE			OVERALL			STRK
	W-L	PF	PA	W-L	PF	PA	
Miami	3-1	141	123	4-3	195	226	L2
Duke	2-1	96	85	5-2	247	192	L1
North Carolina	2-1	93	76	5-2	282	121	W4
Virginia Tech	2-1	95	85	4-3	215	154	W1
Georgia Tech	1-3	140	129	2-4	227	181	L3
Virginia	0-3	57	125	2-5	162	231	L5



## ACC SCHEDULE

### Saturday, October 20

Virginia Tech @ Clemson	12:00
Wake Forest @ Virginia	12:30
Boston College @ Georgia Tech	3:00
NC State @ Maryland	3:30
North Carolina @ Duke	7:00
Florida State @ Miami (FL)	8:00

## ACC COACHES TELECONFERENCE

The ACC Football Coaches Teleconference will occur on Wednesdays throughout the season, with the exception of Thanksgiving week, when the call will be held on Tuesday. The Teleconference will begin at 10:30 a.m. and conclude at 12:30 p.m. There will be a replay available of each teleconference on TheACC.com. Contact the ACC Media Relations Office (336-851-6062) to obtain the call-in number.

### Weekly Teleconference Schedule

Frank Spaziani, Boston College	10:30
Dabo Swinney, Clemson	10:40
Jimbo Fisher, Florida State	10:50
Randy Edsall, Maryland	11:00
Tom O'Brien, NC State	11:10
Jim Grobe, Wake Forest	11:20
Paul Johnson, Georgia Tech	11:30
Larry Fedora, North Carolina	11:40
Mike London, Virginia	11:50
Frank Beamer, Virginia Tech	12:00
David Cutcliffe, Duke	12:10
Al Golden, Miami	12:20

### CollegePressBox.com

CollegePressBox.com is the official media website for ACC football. Access and download weekly game notes, stats, media guides and more for the ACC and each of its 12 member schools. Hi- and low-resolution head shots, action shots and logos are available for download, as well as information and photographs for other Wake Forest sports.

Login information will be distributed by the conference office to accredited media, or you can apply for a password by sending an e-mail to [password@collegepressbox.com](mailto:password@collegepressbox.com).

## ACC TEAM LEADERS

(As of Oct. 13)

CATEGORY	STAT	RANK
<b>Scoring Offense</b>	23.0	11th
ACC Games Only	17.2	12th
<b>Rushing Offense</b>	123.2	9th
ACC Games Only	86.2	10th
<b>Passing Offense</b>	210.2	10th
ACC Games Only	211.2	11th
<b>Pass Efficiency</b>	116.2	12th
ACC Games Only	106.6	11th
<b>Total Offense</b>	333.3	11th
ACC Games Only	297.5	11th
<b>Scoring Defense</b>	31.0	9th
ACC Games Only	33.0	9th
<b>Rushing Defense</b>	206.3	10th
ACC Games Only	179.5	6th
<b>Pass Defense</b>	216.0	4th
ACC Games Only	236.8	5th
<b>Pass Defense Eff.</b>	130.7	8th
ACC Games Only	129.9	6th
<b>Total Defense</b>	422.3	8th
ACC Games Only	416.2	6th
<b>Turnover Margin</b>	0.33	t-3rd
ACC Games Only	0.00	t-6th
<b>First Downs</b>	98	11th
ACC Games Only	59	9th
<b>Opp First Downs</b>	126	t-5th
ACC Games Only	83	10th
<b>3rd Down Conversions</b>	.326	11th
ACC Games Only	.270	11th
<b>Opp 3rd Down Conv.</b>	.455	10th
ACC Games Only	.424	9th
<b>4th Down Conversions</b>	.571	5th
ACC Games Only	.500	t-4th
<b>Opp 4th Down Conv.</b>	500	t-9th
ACC Games Only	.500	t-7th
<b>Sacks By</b>	75	7th
ACC Games Only	9	1st
<b>Sacks Against</b>	70	t-7th
ACC Games Only	10	12th
<b>Penalty Yards</b>	35.3	2nd
ACC Games Only	37.0	5th
<b>Opp Penalty Yards</b>	49.7	7th
ACC Games Only	62.5	4th
<b>Field Goal Pct.</b>	.333	12th
ACC Games Only	.400	12th
<b>PAT Kicking</b>	1.000	t-1st
ACC Games Only	1.000	t-1st
<b>Punting</b>	35.1	9th
ACC Games Only	34.5	9th
<b>Punt Return Avg.</b>	8.4	9th
ACC Games Only	8.9	5th
<b>Kickoff Returns</b>	16.6	11th
ACC Games Only	16.2	10th
<b>Kickoff Coverage</b>	39.3	10th
ACC Games Only	38.6	6th
<b>Time of Possession</b>	28:37	8th
ACC Games Only	28:19	11th
<b>Red Zone Offense</b>	.875	4th
ACC Games Only	.818	7th
<b>Red Zone Defense</b>	.923	12th
ACC Games Only	.895	8th

## ACC INDIVIDUAL LEADERS - ALL GAMES

(As of Oct. 13)

### OFFENSE

#### TANNER PRICE

Passing Average	204.2/gm	9th
Total Offense	209.8/gm	9th

#### JOSH HARRIS

Rushing	62.8/gm	6th
---------	---------	-----

#### MICHAEL CAMPANARO

Receptions/Gm.	6.7/gm	2nd
Receiving/Gm.	85.8/gm	4th

### KICKING/SPECIAL TEAMS

#### JIMMY NEWMAN

PAT Kicking Pct	100.0	t-1st
-----------------	-------	-------

#### ALEXANDER KINAL

Punting	39.2/gm	10th
---------	---------	------

### DEFENSE

#### MIKE OLSON

Tackles	8.8/gm	8th
---------	--------	-----

#### JUSTIN JACKSON

Tackles	7.8/gm	10th
Sacks	0.50/gm	t-6th

#### RILEY HAYNES

Tackles	6.5/gm	20th
---------	--------	------

#### KRIS REDDING

Fumbles	0.33/gm	t-4th
---------	---------	-------

#### A. J. MARSHALL

Tackles	5.3/gm	40th
---------	--------	------

#### DANIEL MACK

Tackles	5.4/gm	t-38th
Fumbles Recovered	0.20/gm	t-8th

#### ZACH THOMPSON

Tackles	5.4/gm	t-38th
---------	--------	--------

#### KEVIN JOHNSON

Passes Defended	0.83/gm	t-11th
-----------------	---------	--------

## ACC INDIVIDUAL LEADERS - ACC GAMES

(As of Oct. 13)

### OFFENSE

#### TANNER PRICE

Passing Average	202.2/gm	9th
Total Offense	199.5/gm	10th

#### MICHAEL CAMPANARO

Receptions/Gm.	5.7/gm	t-4th
----------------	--------	-------

### SPECIAL TEAMS

#### JIMMY NEWMAN

PAT Kicking Pct	100.0	t-1st
-----------------	-------	-------

#### ALEXANDER KINAL

Punting	40.2/avg	7th
---------	----------	-----

### DEFENSE

#### JUSTIN JACKSON

Tackles	7.2/gm	t-20th
Sacks	0.50/gm	3rd
Tackles For Loss	0.75/gm	t-17th

#### MIKE OLSON

Tackles	7.7/gm	16th
---------	--------	------

#### KRIS REDDING

Sacks	0.50/gm	t-7th
-------	---------	-------

#### JOEY EHRMANN

Tackles For Loss	0.75/gm	15th
Sacks	0.38/gm	t-10th

#### HASAN HAZIME

Tackles For Loss	0.75/gm	20th
------------------	---------	------

#### DANIEL MACK

Tackles	5.7/gm	t-42nd
---------	--------	--------

#### KEVIN JOHNSON

Passes Defended	1.0/gm	t-7th
-----------------	--------	-------

# 2012 DEMON DEACON FOOTBALL

GAME #7 ♦ WAKE FOREST AT VIRGINIA ♦ OCT. 20, 2012 ♦ SCOTT STADIUM



## JIM GROBE

### HEAD COACH

12th Season  
Virginia, 1975

In 11 years as the head football coach at Wake Forest University, Jim Grobe has taken the Deacons to places they have never been before.

Like the FedEx Orange Bowl, the Meineke Car Care Bowl, the EagleBank Bowl and the Music City Bowl.

Grobe is in the midst of piloting the Deacons through the most successful period of football in school history.

After 11 seasons, Grobe has built a football program that has been to bowl games in four of the last six years and proven itself to be an annual contender for the Atlantic Coast Conference championship.

He has led the Deacons to more bowl games, more eight-win seasons, and more bowl victories than any coach in school history. Grobe and the Deacons put together a three-year streak of winning seasons which had not been accomplished in over 50 years. The Deacons' 33 wins from 2006-09 are the most wins ever during a four-year period.

There have been numerous notable achievements by Grobe and his staff. Among those are the 11 wins and the ACC Championship claimed by the 2006 team, along with a trip to the FedEx Orange Bowl. Linebacker Aaron Curry and punter Ryan Plackemeier have been honored with national awards signifying their supremacy as the best player in the nation at their position.

The 2011 season saw the Deacons return to a bowl game for the fourth time in six years as the team went to the Franklin American Mortgage Company Music City Bowl and put together a 5-3 ACC record as well as a 6-7 overall record during a turnaround season. Wake Forest set a school record for passing yards (3,291) and took care of the ball well - a Jim Grobe trademark - tying for first nationally with national champion Alabama in fewest fumbles lost (4) and surrendering just 12 turnovers to tie for third in the country.

Grobe also achieved a milestone 100th career win in the Deacons' 24-23 win at Duke on October 22, 2011. Peahead Walker stands as the only other Wake Forest football coach reached 100 victories for his career; Grobe will enter the 2012 season just nine wins behind Walker on the school's all-time win list (77-68).

In 2010, Grobe guided a young Deacon squad through a rigorous schedule. The highlight of the season came in a thrilling 54-48 victory over Duke, which set a number of scoring records. The win was also Grobe's 10th-straight over the Blue Devils.

The 2009 season, which ended with a 5-7 record, was Wake Forest's first sub-.500 season since 2005. But the Deacons were oh-so-close to having far more W's than L's in 2009.

In 2008, Grobe led the Deacons to an 8-5 record and a victory over Navy in the inaugural EagleBank Bowl.

In April of 2009, the NFL drafted four seniors from Wake Forest's stellar defense, marking the most Deacons taken in a single NFL Draft in over 50 years. Aaron Curry was the fourth player selected in the first round of the draft after having won the Butkus Award as the nation's best linebacker.

Cornerback Alphonso Smith was a second round pick to Denver after being the only ACC player named a consensus All-America in 2008. Safety Chip Vaughn and linebacker

Stanley Arnoux were drafted by the eventual Super Bowl Champion New Orleans Saints.

In 2007, Grobe led the Deacons to a 9-4 record including a 24-10 win over Connecticut in the Meineke Car Care Bowl. Combined with an 11-3 record in 2006, Wake Forest has won 28 games over a three-year span. Only 16 Bowl Championship Series institutions have won 28 or more games since the start of the 2006 season. Among the nine wins in 2007 were victories over North Carolina, NC State and Duke. Never before had Wake Forest swept the Big Four series in consecutive seasons. And never before had Wake won as many as 20 games in just two seasons.

Wake Forest was successful in 2007 because of an efficient offense and an opportunistic defense. The Deacons led the nation in non-offensive touchdowns, scoring on six interception returns, two fumble returns, a kickoff return and a punt return. Wake's eight defensive touchdowns were also the most of any FBS team in the country. Offensively, the Deacons set a school record for the most points scored in a season and tied the school mark with 44 touchdowns.

The 2006 season was one to remember for all Wake Forest fans. Grobe led Wake Forest to its second-ever ACC Championship and its first since 1970. The Deacons won the ACC's Atlantic Division title after being picked to finish last by the league's media in the preseason. The 11 wins posted by the 2006 team set a school record as Wake was the most improved team in the nation, following a 4-7 record in 2005. The Deacs were ranked in the AP top 25 for nine straight weeks in 2006, the longest streak in school history and beat Florida State in Tallahassee for the first time since 1959 while posting their first win over N.C. State in Raleigh since 1984.

Grobe's hard work was rewarded by his unanimous selection as the ACC Coach of the Year. He was selected as the National Coach of the Year by the American Football Coaches Association, the Bobby Dodd Foundation, the AP, The Sporting News and CBSSportsline.com.

Grobe, 60, was hired in December 2000 to take over a Demon Deacon football program long regarded as an afterthought in the ACC. He inherited a Wake Forest program that won only 38 games in the 1990's.

Grobe coached at Ohio for six years (1995-2000). After taking over the reins of a program that went 0-11 and was ranked last among Division I-A programs in 1994, Grobe led the Bobcats to a cumulative six-year record of 33-33-1.

Grobe was born on Feb. 17, 1952. A native of Huntington, W.Va., Grobe earned his undergraduate degree (B.S.) in education from Virginia in 1975 and earned a master's degree in guidance and counseling from Virginia in 1978.

Grobe and his wife, Holly, have two sons, Matt and Ben. Matt was recently hired as the head men's golf coach at his alma mater Marshall University. He and his wife, Melanie, have a daughter, Mackenzie (14), and a son, Cameron (10).

Ben graduated from Ohio University in 2002 where he played football and earned a degree in Health Care Administration. In 2012, Ben was named the Assistant Director of Football Operations at Charlotte. Ben and his wife Nicole were married in the summer of 2012.

### THE JIM GROBE FILE

#### BORN

- February 17, 1952 in Huntington, West Virginia

#### FAMILY

- Wife — Holly
- Sons — Matt (Melanie) and Ben
- Grandchildren — Mackenzie, Cameron

#### EDUCATION

- Ferrum Junior College — 1972  
Associate of Science
- University of Virginia — 1975  
B.S. in Education
- University of Virginia — 1978  
M.Ed. In Guidance and Counseling

#### PLAYING HISTORY

- Ferrum Junior College — 1971-72  
Inducted into Ferrum College Hall of Fame (2002)
- University of Virginia — 1973-74  
Starter at guard ('73) and linebacker ('74)  
Academic All-ACC

#### COACHING HONORS

- 1996 Mid-American Conference Coach of the Year
- Unanimous 2006 ACC Coach of the Year
- 2006 National Coach of the Year  
AP, AFCA, Bobby Dodd, The Sporting News

#### AS A HEAD COACH

Year	School	Record	Conf	Bowl
2012	Wake Forest	3-3	1-3	
2011	Wake Forest	6-7	5-3	Music City
2010	Wake Forest	3-9	1-7	
2009	Wake Forest	5-7	3-5	
2008	Wake Forest	8-5	4-4	EagleBank
2007	Wake Forest	9-4	5-3	Meineke
2006	Wake Forest	11-3	6-2	Orange
2005	Wake Forest	4-7	3-5	
2004	Wake Forest	4-7	1-7	
2003	Wake Forest	5-7	3-5	
2002	Wake Forest	7-6	3-5	Seattle
2001	Wake Forest	6-5	3-5	
2000	Ohio University	7-4	5-3	
1999	Ohio University	5-6	5-3	
1998	Ohio University	5-6	5-3	
1997	Ohio University	8-3	6-2	
1996	Ohio University	6-6	5-3	
1995	Ohio University	2-8-1	1-6-1	

#### Career

At Ohio University	104-103-1	65-74-1
At Wake Forest	33-33-1	27-20-1
	71-70	38-54

#### AS AN ASSISTANT COACH

Year	School	Record	Conf	Bowl
1994	Air Force	8-4	6-2	
1993	Air Force	4-8	1-7	
1992	Air Force	7-5	4-4	Liberty
1991	Air Force	10-3	6-2	Liberty
1990	Air Force	7-5	3-4	Liberty
1989	Air Force	8-4-1	5-1-1	Liberty
1988	Air Force	5-7	3-6	
1987	Air Force	9-4	6-2	Freedom
1986	Air Force	6-5	6-2	
1985	Air Force	12-1	7-1	B'bonnet
1984	Air Force	8-4	4-3	Ind'pen
1983	Marshall	4-7	3-4	
1982	Marshall	3-8	1-6	
1981	Marshall	2-9	1-5	
1980	Marshall	2-8-1	0-5-1	
1979	Marshall	1-10	0-6	
1978	Emory & Henry	2-7	2-2	

# 2012 DEMON DEACON FOOTBALL

GAME #7 ♦ WAKE FOREST AT VIRGINIA ♦ OCT. 20, 2012 ♦ SCOTT STADIUM



START CHART

Offense	2012	Strk	Car
Price (QB)	6	26	28
G. Williams (C)	6	11	21
Campanaro (FL)	5	-	16
Bohanon (FB)	6	6	16
J. Harris (TB)	6	6	15
Souza (OG)*	5	-	8
Ford (OT)	6	6	6
Summers (OT)	6	6	6
Davis (WR)	2	1	5
Ragland III (WR)	5	4	5
Barnes (OG)	5	5	5
Chase (OT)	1	1	4
Terry (WR)	3	-	3
Bishop (TE)	2	1	2
Booi (OT) ^	-	-	1
L. Jackson (FL)	-	-	1
Irby (OG)	-	-	1
James (WR)	1	-	1
Bolling (OT)	1	-	1

Defense	2012	Strk	Car
Ehrmann (OLB)	5	5	32
Okoro (CB)	2	1	31
Whitlock (NG)	3	1	28
Z. Thompson (DE)	5	4	22
Haynes (ILB)	6	7	19
Noel (CB)	4	-	17
Mack (FS)	5	-	12
Betros (ILB)	1	1	12
Johnson (CB)	6	6	11
Marshall (FS)	6	6	11
J. Jackson (OLB)	6	6	9
Olson (ILB)	5	-	8
Redding (DE)	5	3	6
Lowe (SS)	1	1	4
Hazime (DE)	3	-	3
Allen (OLB)	1	-	1
Harris (NG)	2	-	2

Specialists	2012	Strk	Car
Newman (PK)	6	41	41
Wulfeck (P)	-	-	13
Kinal (P)	6	6	6

**Most Career Starts (Active)**

Jimmy Newman (PK)	.....41
Joey Ehrmann (OLB)	.....32
Chibuikem Okoro (CB)	.....31
Nikita Whitlock (NG)	.....28
Tanner Price (QB)	.....28
Zach Thompson (DE)	.....22

**Longest Streaks (Active)**

Jimmy Newman (PK)	.....41
Tanner Price (QB)	.....26

\* - made 3 starts on defense  
^ - made 1 start on defense

## DEMON DEACON DEPTH CHART

Updated October 15, 2012

### OFFENSE

QB	10	Tanner Price	6-2	205	Jr.
	12	Brendan Cross	6-2	200	R-Jr.
TB	25	Josh Harris	5-11	210	R-Jr.
	21	Deandre Martin	6-2	215	R-Fr.
FB	42	Tommy Bohanon	6-2	245	Sr.
	44	Ben Emert	6-1	235	R-So.
WR	81	Terence Davis	6-2	205	R-Sr.
	86	Brandon Terry	6-5	205	R-So.
FL	4	Lovell Jackson	5-10	185	R-Sr.
	18	Quan Rucker	6-0	205	R-Jr.
TE	89	Spencer Bishop	6-2	240	R-Jr.
	97	Daniel Vogelsang	6-3	255	R-So.
LT	73	Steven Chase	6-7	305	R-Jr.
	71	Hunter Goodwin	6-6	310	R-Fr.
LG	60	Whit Barnes	6-4	290	R-Jr.
	79	Gabe Irby	6-4	315	R-Sr.
C	74	Garrick Williams	6-4	310	R-Sr.
	72	Cody Preble	6-5	295	R-Fr.
RG	75	Frank Souza	6-4	310	R-Jr.
	79	Gabe Irby	6-4	315	R-Sr.
RT	68	Colin Summers	6-5	315	R-So.
	63	Dylan Intemann	6-5	300	R-Fr.

### DEFENSE

LOU	40	Joey Ehrmann	6-4	220	R-Sr.
	35	Zachary Allen	6-2	240	R-So.
DE	96	Hasan Hazime	6-5	270	Grad.
	90	Kris Redding	6-4	265	R-Jr.
NG	50	Nikita Whitlock	5-11	260	R-Jr.
	91	Johnny Garcia	6-4	250	R-So.
DE	98	Zach Thompson	6-5	255	R-Jr.
	36	Taylor Harris	6-4	245	Fr.
ROB	39	Justin Jackson	6-1	220	R-Jr.
	49	Derricus Ellis	6-2	240	R-Sr.
MLB	41	Mike Olson	6-3	230	R-Jr.
	48	Brandon Chubb	6-1	235	R-Fr.
WLB	45	Riley Haynes	6-1	220	R-Sr.
	32	Scott Betros	6-2	240	R-Sr.
CB	7	Merrill Noel	5-10	180	R-So.
	15	Allen Ramsey II	6-0	190	R-Fr.
FS	17	A.J. Marshall	6-0	190	Jr.
	18	Josh Strickland	6-2	200	Sr.
SS	6	Chibuikem Okoro	6-1	190	R-Sr.
	5	Daniel Mack	6-0	200	R-Jr.
CB	9	Kevin Johnson	6-1	175	R-So.
	23	James Ward	5-10	170	Fr.


### SPECIALISTS

PK	27	Chad Hedlund	6-1	185	R-Fr.
	82	Jimmy Newman	6-2	195	Sr.
LS	52	Logan Feimster	6-5	250	R-So.
	60	Whit Barnes	6-4	290	R-Jr.
KO	82	Jimmy Newman	6-2	195	Sr.
	27	Chad Hedlund	6-1	185	R-Fr.
PR	4	Lovell Jackson	5-10	185	R-Sr.
	5	Orville Reynolds	5-9	185	So.
P	38	Alexander Kinal	6-4	210	R-Fr.
	24	Alex Wulfeck	5-9	175	Sr.
KR	4	Lovell Jackson	5-10	185	R-Sr.
	5	Orville Reynolds	5-9	185	So.
H	24	Alex Wulfeck	5-9	175	Sr.
	38	Alexander Kinal	6-4	210	R-Fr.

# 2012 DEMON DEACON FOOTBALL

GAME #7 ♦ WAKE FOREST AT VIRGINIA ♦ OCT. 20, 2012 ♦ SCOTT STADIUM

No.	Name	Pos.	Ht.	Wt.	Yr.	Hometown	High School
2	Matt James	WR	6-5	220	R-So.	Raleigh, NC	Sanderson
3	Michael Campanaro	FL	5-11	195	R-Jr.	Clarksville, MD	River Hill
4	Lovell Jackson	FL	5-10	185	R-Sr.	Tampa, FL	Plant
5	Daniel Mack	FS	6-0	200	R-Jr.	Miami, FL	Dade Christian
5	Orville Reynolds	TB	5-9	185	So.	Coral Springs, FL	Stoneman Douglas
6	Chibuikem Okoro	CB	6-1	190	R-Sr.	Greensboro, NC	Dudley
7	Merrill Noel	CB	5-10	180	R-So.	Pahokee, FL	Pahokee
7	Maddox Stamey	QB	6-2	180	Fr.	Rutherfordton, NC	East Rutherford
8	Kevin Sousa	QB	6-3	230	R-Fr.	Orlando, FL	Lake Nona
9	Kevin Johnson	CB	6-1	175	R-So.	Clarksville, MD	River Hill
10	Tanner Price	QB	6-2	205	Jr.	Austin, TX	Westlake
11	Joe LaBarbera	SS	6-0	205	R-So.	Alamo, CA	Monte Vista
11	Airyln Willis	WR	6-2	185	R-Fr.	High Point, NC	Southwest Guilford
12	Brendan Cross	QB	6-2	200	R-Jr.	Alpharetta, GA	Chattahoochee
13	Tyler Cameron	QB	6-3	210	Fr.	Jupiter, Fla.	Jupiter
14	Patrick Thompson	QB	6-2	210	R-So.	Ashburn, VA	Stone Bridge
15	Matt Grasmeyer	QB	6-2	190	R-Fr.	Grand Rapids, MI	Grand Rapids Christian
15	Allen Ramsey II	CB	6-0	190	R-Fr.	Fort Lauderdale, FL	Dillard
17	Pat Long	QB	6-3	185	R-Fr.	Skillman, NJ	Lawrenceville School
17	A.J. Marshall	FS	6-0	190	Jr.	Durham, NC	Southern Durham
18	Quan Rucker	FL	6-0	205	R-Jr.	Statesville, NC	West Iredell
18	Josh Strickland	FS	6-2	200	Sr.	Winston-Salem, NC	Forsyth Country Day
20	Joshua Wilhite	RB	5-10	190	Fr.	Fresno, TX	Fort Bend Hightower
20	Chuck Schlegel	CB	6-0	175	R-So.	Sunbury, PA	Shikellamy
21	Deandre Martin	TB	6-2	215	R-Fr.	Miami, FL	Hialeah-Miami Lakes
22	Dominique Gibson	SS	5-10	195	Fr.	Belle Glade, FL	Glades Central
23	James Ward	CB	5-10	170	Fr.	DeLand, FL	DeLand
24	Alex Wulfeck	P	5-9	175	Sr.	Jacksonville, FL	Bolles School
25	Josh Harris	TB	5-11	210	R-Jr.	Duncanville, TX	Duncanville
26	Sherman Ragland III	WR	6-2	195	R-Fr.	Durham, NC	Southern
27	Chad Hedlund	PK	6-1	185	R-Fr.	Argyle, TX	Argyle
28	Jharrison Gillespie	OLB	5-10	205	Sr.	Durham, NC	Hillside
29	Tyler Jackson	TB	6-1	210	R-So.	Parker, CO	Kent Denver
30	Ryan Janvion	FS	5-11	180	Fr.	Pembroke Pines, FL	Dade Christian
30	Hunter Williams	ILB	6-0	215	R-Fr.	Wake Forest, NC	Wake Forest-Rolesville
32	Scott Betros	ILB	6-2	240	R-Sr.	Jacksonville, FL	Bolles School
34	Duran Lowe	SS	6-0	210	R-Jr.	Plant City, FL	Plant City
35	Zachary Allen	OLB	6-2	240	R-So.	Pahokee, FL	Pahokee
36	Tylor Harris	DE	6-4	245	Fr.	Baton Rouge, LA	Episcopal
37	Hunter Haire	PK	6-1	180	Fr.	Longwood, FL	Lake Mary
37	Kevis Jones	OLB	6-2	220	Fr.	Oakland Park, FL	Northeast
38	Alexander Kinal	P	6-4	210	R-Fr.	Adelaide, S. Australia	St. Peter's
39	Justin Jackson	ILB	6-1	220	R-Jr.	Rockingham, NC	Richmond
40	Joey Ehrmann	OLB	6-4	220	R-Sr.	Baltimore, MD	Gilman School
41	Mike Olson	ILB	6-3	230	R-Jr.	Ashburn, VA	Stone Bridge
42	Tommy Bohanon	FB	6-2	245	Sr.	North Fort Myers, FL	North Fort Myers
43	Jordan Garside	FB	5-10	235	R-So.	Jacksonville, FL	Bolles School
44	Ben Emert	FB	6-1	235	R-So.	Ball Ground, GA	West Forsyth
45	Riley Haynes	ILB	6-1	220	R-Sr.	Ponte Vedra Beach, FL	Nease
46	Steve Donatell	OLB	6-5	195	Fr.	Lone Tree, CO	Highlands Ranch
48	Brandon Chubb	ILB	6-1	235	R-Fr.	Marietta, GA	Hillgrove
49	Derricus Ellis	DE	6-2	240	R-Sr.	Rome, GA	Darlington
50	Nikita Whitlock	NG	5-11	260	R-Jr.	Wylie, TX	Wylie
52	Logan Feimster	LS	6-5	250	R-So.	Statesville, NC	Statesville
54	Britt Cherry	ILB	6-1	225	R-Fr.	Apex, NC	Middle Creek
55	Brad Demuth	LS	6-0	190	Fr.	Nashville, NC	Nash Central
56	Teddy Matthews	ILB	6-3	225	Fr.	West Palm Beach, FL	Royal Palm Beach
57	Patrick Doran	ILB	6-0	225	R-So.	Olathe, KS	Olathe Northwest
58	Josh Banks	DE	6-4	250	Fr.	Cary, NC	Middle Creek
59	Antonio Ford	OG	6-4	310	R-So.	Pahokee, FL	Pahokee



## POSITIONAL BREAKDOWN

### QUARTERBACKS (8)

7	M. Stamey	Fr.
8	K. Sousa	R-Fr.
10	T. Price	Jr.
12	B. Cross	R-Jr.
13	T. Cameron	Fr.
14	P. Thompson	R-So.
15	M. Grasmeyer	R-Fr.
17	P. Long	R-Fr.

### TAILBACKS (5)

5	O. Reynolds	So.
20	J. Wilhite	Fr.
21	D. Martin	R-Fr.
25	J. Harris	R-Jr.
29	T. Jackson	R-So.

### FULLBACKS (3)

42	T. Bohanon	Sr.
43	J. Garside	R-So.
44	B. Emert	R-So.

### TIGHT ENDS (6)

80	A. Rook	Fr.
84	Z. Gordon	Fr.
85	N. Basford	R-So.
89	S. Bishop	R-Jr.
93	J. Pineda	R-Fr.
97	D. Vogelsang	R-So.

### WIDE RECEIVERS (9)

2	M. James	R-So.
11	A. Willis	R-Fr.
26	S. Ragland III	R-Fr.
81	T. Davis	R-Sr.
82	P.J. Howard IV	R-Fr.
83	J. Williams	Fr.
86	B. Terry	R-So.
87	B. Idzik	R-So.
88	J. Crump	Fr.

### FLANKERS (3)

3	M. Campanaro	R-Jr.
4	L. Jackson	R-Sr.
18	Q. Rucker	R-Jr.

### CENTERS (2)

60	W. Barnes	R-Jr.
74	G. Williams	R-Sr.

### OFFENSIVE TACKLES (9)

62	J. Suggs	Fr.
67	W. Smith	Fr.
69	R. Booi	R-Sr.
71	H. Goodwin	R-Fr.
72	C. Preble	R-Fr.
73	S. Chase	R-Jr.
75	F. Souza	R-Jr.
76	D. Blitch	R-So.
77	D. Bolling	R-Jr.

### OFFENSIVE GUARDS (6)

59	A. Ford	R-So.
63	D. Intemann	R-Fr.
68	C. Summers	R-So.
70	D. Heartsill	R-So.
78	T. Hayworth	Fr.
79	G. Irby	R-Sr.

# 2012 DEMON DEACON FOOTBALL

GAME #7 ♦ WAKE FOREST AT VIRGINIA ♦ OCT. 20, 2012 ♦ SCOTT STADIUM



## NOSE GUARDS (3)

50	N. Whitlock	R-Jr.
95	S. Lewinson	Fr.
99	G. Offor	R-Fr.

## DEFENSIVE ENDS (8)

36	T. Harris	Fr.
49	D. Ellis	R-Sr.
58	J. Banks	Fr.
90	K. Redding	R-Jr.
91	J. Garcia	R-So.
94	D. Floyd	R-Fr.
96	H. Hazime	Grad.
98	Z. Thompson	R-Jr.

## INSIDE LBS (8)

30	H. Williams	R-Fr.
32	S. Betros	R-Sr.
41	M. Olson	R-Jr.
45	R. Haynes	R-Sr.
48	B. Chubb	R-Fr.
54	B. Cherry	R-Fr.
56	T. Matthews	Fr.
57	P. Doran	R-So.

## OUTSIDE LBS (6)

28	J. Gillespie	Sr.
35	Z. Allen	R-So.
37	K. Jones	Fr.
39	J. Jackson	R-Jr.
40	J. Ehrmann	R-Sr.
46	S. Donatell	Fr.

## CORNERBACKS (6)

6	C. Okoro	R-Sr.
7	M. Noel	R-So.
9	K. Johnson	R-So.
14	J. Green	Sr.
15	A. Ramsey II	R-Fr.
23	J. Ward	Fr.

## FREE SAFETIES (4)

5	D. Mack	R-Jr.
17	A.J. Marshall	Jr.
18	J. Strickland	Sr.
30	R. Janvion	Fr.

## STRONG SAFETIES (3)

11	J. LaBarbera	R-So.
22	D. Gibson	Fr.
34	D. Lowe	R-Jr.

## PLACEKICKERS (3)

27	C. Hedlund	R-Fr.
37	H. Haire	Fr.
82	J. Newman	Sr.

## PUNTERS (2)

24	A. Wulfeck	Sr.
38	A. Kinal	R-Fr.

## LONG SNAPPERS (3)

52	L. Feimster	R-So.
55	B. Demuth	Fr.
61	R. Bauder	R-Fr.

No.	Name	Pos.	Ht.	Wt.	Yr.	Hometown	High School
60	Whit Barnes	C	6-4	290	R-Jr.	Rocky Mount, NC	Rocky Mount
61	Ryan Bauder	LS	6-2	230	R-Fr.	Fort Lauderdale, FL	Pine Crest
62	Joel Suggs	OT	6-6	285	Fr.	Sophia, NC	Randleman
63	Dylan Intemann	OT	6-5	300	R-Fr.	Wake Forest, NC	Wake Forest-Rolesville
67	Will Smith	OT	6-5	285	Fr.	Charlotte, NC	Christchurch
68	Colin Summers	OT	6-5	315	R-So.	Raleigh, NC	Broughton
69	Ramon Booii	OT	6-6	300	R-Sr.	Jacksonville, FL	Nease
70	Dylan Heartsill	OG	6-5	290	R-So.	Prattville, AL	Prattville Christian
71	Hunter Goodwin	OT	6-6	310	R-Fr.	Baltimore, MD	Gilman School
72	Cody Preble	OT	6-5	295	R-Fr.	Lake Worth, FL	Park Vista
73	Steven Chase	OT	6-7	305	R-Jr.	Frederick, MD	Thomas Johnson
74	Garrick Williams	C	6-4	310	R-Sr.	Columbia, MO	Rock Bridge
75	Frank Souza	OG	6-4	310	R-Jr.	Ponte Vedra, FL	Nease
77	Devin Bolling	OT	6-5	300	R-Jr.	Lynchburg, VA	Brookville
78	Tyler Hayworth	OG	6-4	305	Fr.	Kingsport, TN	Dobyns-Bennett
79	Gabe Irby	OG	6-4	315	R-Sr.	Habersham, GA	Central
80	Anthony Rook	TE	6-4	235	Fr.	Winterville, NC	Greenville Rose
81	Terence Davis	WR	6-2	205	R-Sr.	Lilburn, GA	Brookwood
82	P.J. Howard IV	WR	6-1	180	R-Fr.	Portsmouth, VA	I.C. Norcom
82	Jimmy Newman	PK	6-2	195	Sr.	Oxford, AL	Oxford
83	Jonathan Williams	WR	6-4	170	Fr.	Atlanta, GA	Mays
84	Zach Gordon	TE	6-5	235	Fr.	Carrollton, GA	Carrollton
85	Neil Basford	TE	6-5	250	R-So.	Jacksonville, FL	Bishop Kenny
86	Brandon Terry	WR	6-5	205	R-So.	Alpharetta, GA	Alpharetta
87	Brad Idzik	WR	6-1	200	R-So.	Mercer Island, WA	Mercer Island
88	Jared Crump	WR	6-3	190	Fr.	St. John's, FL	Bartram Trail
89	Spencer Bishop	TE	6-2	240	R-Jr.	Pinehurst, NC	Pinecrest
90	Kris Redding	DE	6-4	265	R-Jr.	Douglasville, GA	Whitefield Academy
91	Johnny Garcia	DE	6-4	250	R-So.	Cape Coral, FL	Ida Baker
93	Jordan Pineda	TE	6-4	230	R-Fr.	Boone, NC	Watauga
94	Desmond Floyd	DE	6-5	255	R-Fr.	Jonesville, SC	Union County
95	Sheldon Lewinson	NG	6-2	240	Fr.	Seffner, FL	Armwood
96	Hasan Hazime	DE	6-5	270	Grad.	Pickering, Ontario, Canada	Vanier Prep
97	Daniel Vogelsang	TE	6-3	255	R-So.	Lexington, KY	Lexington Catholic
98	Zach Thompson	DE	6-5	255	R-Jr.	Ashburn, VA	Stone Bridge
99	Godspower Offor	NG	6-2	250	R-Fr.	Hialeah, FL	American Senior

## WAKE FOREST FOOTBALL STAFF

Position	Name	Alma Mater	Years at Wake
Head Coach	Jim Grobe	Virginia, 1975	12th
Associate HC/Running Backs	Billy Mitchell	East Carolina, 1972	12th
Offensive Coordinator/TE & FB	Steed Lobotzke	Air Force, 1992	12th
Co-Passing Game Coordinator/QB	Tom Elrod ^	Wake Forest, 1997	17th*
Co-Passing Game Coordinator/WR	Lonnie Galloway	Western Carolina, 1994	2nd
Defensive Coordinator/LB	Brian Knorr	Air Force, 1986	5th
Outside Linebackers	Derrick Jackson	Duke, 1993	1st
Offensive Line	Jonathan Himebauch	Southern Cal, 1998	1st
Recruiting Coord./DL	Ray McCartney ^	Guilford, 1980	12th
Secondary	Tim Duffie ^	Texas Tech, 1999	1st
Assistant AD/Football	Bill Faircloth	Wake Forest, 1964	38th*
Graduate Assistant (Off.)	Ryan McManus ^	Wake Forest, 2009	6th*
Graduate Assistant (Off.)	Kevin Patterson	Wake Forest, 2009	6th*
Graduate Assistant (Def.)	Sam Swank	Wake Forest, 2008	6th*
Graduate Assistant (Def.)	Delon Lowe ^	Wake Forest, 2008	6th*
Video Coordinantor	Allen Franklin	Georgia, 2002	11th
Video & Operations Assistant	Tristan Dorty	Wake Forest, 2012	6th*
Director of High School Relations	Greg Bailie	Ashland, 1974	2nd

^ seated in pressbox during games

\* includes seasons as either a graduate assistant and/or student-athlete

# 2012 DEMON DEACON FOOTBALL

GAME #7 ♦ WAKE FOREST AT VIRGINIA ♦ OCT. 20, 2012 ♦ SCOTT STADIUM

## 2012 RESULTS & STATISTICS

### 2012 SEASON RESULTS (3-3, 1-3 ACC)

Date	Opponent	Score	Overall	ACC	Time	Attend
Sept. 1	<b>LIBERTY</b>	W, 20-17	1-0	0-0	3:16	27,652
Sept. 8	<b>NORTH CAROLINA*</b>	W, 28-27	2-0	1-0	3:32	29,526
Sept. 15	at Florida State*	L, 0-52	2-1	1-1	3:20	68,833
Sept. 22	<b>ARMY</b>	W, 49-37	3-1	1-1	3:20	30,207
Sept. 29	<b>DUKE*</b>	L, 27-34	3-2	1-2	3:22	28,743
Oct. 6	at Maryland*	L, 14-19	3-3	1-3	3:34	40,391
Oct. 20	at Virginia*					
Oct. 25	<b>CLEMSON*</b>					
Nov. 3	<b>BOSTON COLLEGE*</b>					
Nov. 10	at NC State*					
Nov. 17	at Notre Dame					
Nov. 24	<b>VANDERBILT</b>					

Home games in **BOLD CAPS**; \*ACC game

### TEAM STATISTICS

	WF	OPP
SCORING	138	186
Points Per Game	23.0	31.0
FIRST DOWNS	98	126
Rushing	42	60
Passing	49	60
Penalty	7	6
RUSHING YARDAGE	739	1238
Yards gained rushing	886	1369
Yards lost rushing	147	131
Rushing Attempts	209	276
Average Per Rush	3.5	4.5
Average Per Game	123.2	206.3
TDs Rushing	11	15
PASSING YARDAGE	1261	1296
Comp-Att-Int	101-191-4	110-179-4
Average Per Pass	6.6	7.2
Average Per Catch	12.5	11.8
Average Per Game	210.2	216.0
TDs Passing	7	7
TOTAL OFFENSE	2000	2534
Total Plays	400	455
Average Per Play	5.0	5.6
Average Per Game	333.3	422.3
KICK RETURNS: #-Yards	18-299	8-179
PUNT RETURNS: #-Yards	10-84	17-134
INT RETURNS: #-Yards	4-43	4-38
KICK RETURN AVERAGE	16.6	22.4
PUNT RETURN AVERAGE	8.4	7.9
INT RETURN AVERAGE	10.8	9.5
FUMBLES-LOST	9-4	9-6
PENALTIES-Yards	26-212	36-298
Average Per Game	35.3	49.7
PUNTS-Yards	43-1685	30-1243
Average Per Punt	39.2	41.4
Net punt average	35.1	37.3
KICKOFFS-Yards	26-1627	37-2363
Average Per Kick	62.6	63.9
Net kick average	41.1	43.6
TIME OF POSSESSION/Game	28:38	31:22
3RD-DOWN Conversions	30/92	46/101
3rd-Down Pct	33%	46%
4TH-DOWN Conversions	4/7	6/12
4th-Down Pct	57%	50%
SACKS BY-Yards	12-75	12-70
MISC YARDS	0	0
TOUCHDOWNS SCORED	19	23
FIELD GOALS-ATTEMPTS	2-6	9-11
ON-SIDE KICKS	0-1	0-0
RED-ZONE SCORES	(14-16) 88%	(24-26) 92%
RED-ZONE TOUCHDOWNS	(12-16) 75%	(18-26) 69%
PAT-ATTEMPTS	(18-18) 100%	(21-23) 91%
ATTENDANCE	116128	109224
Games/Avg Per Game	4/29032	2/54612

### DEFENSIVE STATISTICS

DEFENSE	GP	Solo	Ast	Total	TFL-Yds	Sacks	Int-Yds	BrUp	QBH	FR-Yds	FF	Blk	Saf
39 Jackson, J	6	27	20	47	4.0-35	3.0-28	.	1	1	1-0	.	1	.
41 Olson, M	5	21	23	44	3.0-11	1.0-1	.	1	1	.	.	.	.
45 Haynes, R	6	26	13	39	3.0-6	1.0-3	1-1	.	.	.	.	.	.
17 Marshall, AJ	6	14	18	32	2.5-5	.	1-39	3	.	.	1	.	.
9 Johnson, K	6	16	12	28	.	.	1-0	4	1	.	.	.	.
34 Lowe, D	6	16	12	28	1.0-3	.	.	.	.	1-0	.	.	.
40 Ehrmann, J	6	21	6	27	4.0-19	1.5-11	.	.	1	.	1	.	.
5 Mack, D	5	17	10	27	0.5-0	.	.	.	1	1-12	.	.	.
98 Thompson, Z	5	15	12	27	2.0-10	1.0-8	1-3	.	1	.	.	.	.
90 Redding, K	6	12	12	24	4.0-15	2.0-11	.	1	.	.	2	.	.
35 Allen, Z	6	14	6	20	.	.	.	.	1	.	1	.	.
48 Chubb, B	6	11	6	17	1.0-3	.	.	.	.	.	.	.	.
50 Whitlock, N	4	7	10	17	1.5-10	1.0-8	.	.	.	.	.	.	.
6 Okoro, C	6	11	5	16	1.5-9	.	.	3	.	.	.	.	.
36 Harris, T	6	10	3	13	2.0-6	.	.	.	1	1-0	.	.	.
32 Betros, S	5	5	7	12	1.5-2	.	.	.	.	.	.	.	.
7 Noel, M	4	7	4	11	1.5-3	0.5-1	.	2	.	.	.	.	.
96 Hazime, H	6	6	5	11	3.0-7	1.0-4	.	2	.	1-0	1	.	.
49 Ellis, D	6	5	2	7	1.0-2	.	.	.	.	.	.	.	.
23 Ward, J	6	3	2	5	.	.	.	.	.	.	.	.	.
42 Bohanon, T	6	2	1	3	.	.	.	.	.	.	.	.	.
94 Floyd, D	3	3	.	3	.	.	.	.	.	.	.	.	.
99 Offor, G	1	1	1	2	.	.	.	.	.	.	.	.	.
77 Bolling, D	1	1	.	1	.	.	.	.	.	.	.	.	.
91 Garcia, J	6	1	.	1	.	.	.	.	.	.	.	.	.
75 Souza, F	5	1	.	1	.	.	.	.	.	.	.	.	.
11 LaBarbera, J	6	1	.	1	.	.	.	.	.	.	.	.	.
15 Ramsey, A	4	.	.	.	.	.	.	.	.	1-0	.	.	.
Total.....	6	274	190	464	37-146	12-75	4-43	17	8	6-12	6	1	.
Opponents.....	6	232	136	368	39.0-132	12-70	4-38	26	7	4-0	5	.	.

### SPECIAL TEAMS TACKLES

48 Chubb, B.....5	49 Ellis, D.....1	23 Ward, J.....1
9 Johnson, K.....4	11 LaBarbera, J....1	
39 Jackson, J.....3	34 Lowe, D.....1	
35 Allen, Z.....2	17 Marshall, AJ....1	
42 Bohanon, T.....1	6 Okoro, C.....1	

### SCORE BY QTRS.

	1st	2nd	3rd	4th	OT	Total
Wake Forest	35	31	45	27	--	138
Opponents	57	51	45	33	--	186

# 2012 DEMON DEACON FOOTBALL

GAME #7 ♦ WAKE FOREST AT VIRGINIA ♦ OCT. 20, 2012 ♦ SCOTT STADIUM

## 2012 INDIVIDUAL STATISTICS

RUSHING	GP	Att	Gain	Loss	Net	Avg	TD	Long	Avg/G
Harris, J	6	88	414	37	377	4.3	3	63	62.8
Martin, D	5	57	293	14	279	4.9	5	37	55.8
Campanaro, M	5	10	63	0	63	6.3	1	14	12.6
Price, T	6	37	105	71	34	0.9	2	25	5.7
Jackson, L	6	1	4	0	4	4.0	0	4	0.7
Emert, B	4	1	1	0	1	1.0	0	1	0.2
Ragland, S	6	1	0	0	0	0.0	0	0	0.0
Davis, T	5	2	3	3	0	0.0	0	3	0.0
Sousa, K	1	2	3	4	-1	-0.5	0	3	-1.0
Reynolds, O	6	3	0	4	-4	-1.3	0	0	-0.7
TEAM	5	7	0	14	-14	-2.0	0	0	-2.8
Total.....	6	209	886	147	739	3.5	11	63	123.2
Opponents.....	6	276	1369	131	1238	4.5	15	80	206.3

PASSING	G	Effc	C-A	Int	Pct	Yds	TD	Lng	Avg/G
Price, T	6	114.89	98-188	4	52.1	1225	7	73	204.2
Martin, D	5	394.00	1-1	0	100.0	35	0	35	7.0
Cross, B	1	83.20	1-1	0	100.0	-2	0	0	-2.0
Thompson, P	1	125.20	1-1	0	100.0	3	0	3	3.0
Total.....	6	116.24	101-191	4	52.9	1261	7	73	210.2
Opponents.....	6	130.71	110-179	4	61.5	1296	7	63	216.0

RECEIVING	G	No.	Yds	Avg	TD	Long	Avg/G
Campanaro, M	5	38	429	11.3	3	41	85.8
Davis, T	5	18	280	15.6	1	73	56.0
Terry, B	6	11	217	19.7	0	47	36.2
Ragland, S	6	10	140	14.0	0	41	23.3
Bohanon, T	6	8	104	13.0	3	34	17.3
Harris, J	6	6	18	3.0	0	6	3.0
Martin, D	5	4	47	11.8	0	36	9.4
Bishop, S	6	2	18	9.0	0	13	3.0
Jackson, L	6	2	7	3.5	0	8	1.2
James, M	3	1	3	3.0	0	3	1.0
Irby, G	5	1	-2	-2.0	0	0	-0.4
Total.....	6	101	1261	12.5	7	73	210.2
Opponents.....	6	110	1296	11.8	7	63	216.0

TOTAL OFFENSE	G	Plays	Rush	Pass	Total	Avg/G
Price, T	6	225	34	1225	1259	209.8
Harris, J	6	88	377	0	377	62.8
Martin, D	5	58	279	35	314	62.8
Campanaro, M	5	10	63	0	63	12.6
Jackson, L	6	1	4	0	4	0.7
Thompson, P	1	1	0	3	3	3.0
Emert, B	4	1	1	0	1	0.2
Sousa, K	1	2	-1	0	-1	-1.0
Cross, B	1	1	0	-2	-2	-2.0
Reynolds, O	6	3	-4	0	-4	-0.7
TEAM	5	7	-14	0	-14	-2.8
Total.....	6	400	739	1261	2000	333.3
Opponents.....	6	455	1238	1296	2534	422.3

PUNTING	No.	Yds	Avg	Long	TB	FC	I20	Blkd
Kinal, A	43	1685	39.2	58	2	14	15	0
Total.....	43	1685	39.2	58	2	14	15	0
Opponents.....	30	1243	41.4	57	2	6	8	0

KICKOFFS	No.	Yds	Avg	TB	OB	Retn	Net	YdLn
Newman, J	26	1627	62.6	17	1			
Total.....	26	1627	62.6	17	1	179	39.3	25
Opponents.....	37	2363	63.9	18	1	299	43.6	21

FIELD GOALS	FGM-A	Pct	1-9	20-29	30-39	40-49	50-99	Lg	Blk
Newman, J	2-6	33.3	0-0	1-1	0-0	1-5	0-0	45	0

SCORING	TD	FGs	Kick	Rush	Rcv	Pass	DXP	Saf	Points
Martin, D	5	0-0	0-0	0-0	0	0-0	0	0	30
Campanaro, M	4	0-0	0-0	0-0	0	0-0	0	0	24
Newman, J	0	2-6	17-17	0-0	0	0-0	0	0	23
Harris, J	3	0-0	0-0	0-0	0	0-0	0	0	18
Bohanon, T	3	0-0	0-0	0-0	0	0-0	0	0	18
Price, T	2	0-0	0-0	0-0	0	0-0	0	0	12
Davis, T	1	0-0	0-0	0-0	0	0-0	0	0	6
Marshall, AJ	1	0-0	0-0	0-0	0	0-0	0	0	6
Hedlund, C	0	0-0	1-1	0-0	0	0-0	0	0	1
Wulfeck, A	0	0-0	0-0	0-0	0	0-1	0	0	0
Mack, D	0	0-0	0-0	0-0	0	0-0	0	0	0
Total.....	19	2-6	18-18	0-0	0	0-1	0	0	138
Opponents.....	23	9-11	21-23	0-0	0	0-0	0	0	186

ALL PURPOSE	GP	Rush	Rec	PR	KOR	IR	Total	Avg/G
Campanaro, M	5	63	429	26	0	0	518	103.6
Harris, J	6	377	18	0	0	0	395	65.8
Martin, D	5	279	47	0	0	0	326	65.2
Davis, T	5	0	280	0	0	0	280	56.0
Terry, B	6	0	217	0	0	0	217	36.2
Jackson, L	6	4	7	56	137	0	204	34.0
Reynolds, O	6	-4	0	2	162	0	160	26.7
Ragland, S	6	0	140	0	0	0	140	23.3
Bohanon, T	6	0	104	0	0	0	104	17.3
Marshall, AJ	6	0	0	0	0	39	39	6.5
Price, T	6	34	0	0	0	0	34	5.7
Bishop, S	6	0	18	0	0	0	18	3.0
Thompson, Z	5	0	0	0	0	3	3	0.6
James, M	3	0	3	0	0	0	3	1.0
Haynes, R	6	0	0	0	0	1	1	0.2
Emert, B	4	1	0	0	0	0	1	0.2
Sousa, K	1	-1	0	0	0	0	-1	-1.0
Irby, G	5	0	-2	0	0	0	-2	-0.4
TEAM	5	-14	0	0	0	0	-14	-2.8
Total.....	6	739	1261	84	299	43	2426	404.3
Opponents.....	6	1238	1296	134	179	38	2885	480.8

INTERCEPTIONS	No.	Yds	Avg	TD	Long
Thompson, Z	1	3	3.0	0	3
Marshall, AJ	1	39	39.0	1	39
Johnson, K	1	0	0.0	0	0
Haynes, R	1	1	1.0	0	1
Total.....	4	43	10.8	1	39
Opponents.....	4	38	9.5	0	20

PUNT RETURNS	No.	Yds	Avg	TD	Long
Campanaro, M	5	26	5.2	0	12
Jackson, L	4	56	14.0	0	31
Reynolds, O	1	2	2.0	0	2
Total.....	10	84	8.4	0	31
Opponents.....	17	134	7.9	1	60

KICK RETURNS	No.	Yds	Avg	TD	Long
Reynolds, O	11	162	14.7	0	23
Jackson, L	7	137	19.6	0	22
Total.....	18	299	16.6	0	23
Opponents.....	8	179	22.4	0	37

FUMBLE RETURNS	No.	Yds	Avg	TD	Long
Mack, D	1	12	12.0	0	12
Total.....	1	12	12.0	0	12
Opponents.....	0	0	0.0	0	0





# 2012 DEMON DEACON FOOTBALL

GAME #7 ♦ WAKE FOREST AT VIRGINIA ♦ OCT. 20, 2012 ♦ SCOTT STADIUM

## 2012 TEAM GAME-BY-GAME STATISTICS

	LIB	UNC	FSU	ARMY	DUKE	MD	UVA	CLEM	BC	NCST	ND	VANDY
Total Offense	293	426	126	517	397	241						
	363	428	612	506	381	244						
Plays	66	73	59	62	73	67						
	73	82	73	83	76	68						
Rushing Yds.	98	64	43	296	167	71						
	91	157	385	429	123	53						
Passing Yds.	195	362	83	221	230	170						
	272	271	227	77	258	193						
Passes C-A-I	16-28-1	28-39-1	10-24-0	15-24-0	19-38-2	13-38-0						
	21-40-1	23-40-1	19-28-0	3-6-0	30-40-1	14-25-1						
Comp. Pct.	57.1	71.8	41.7	62.5	50.0	34.2						
	52.5	57.5	67.9	50.0	75.0	56.0						
1st Downs	14	24	7	25	17	11						
	16	22	27	27	22	12						
Field Goals	0-1	0-1	0-0	0-0	2-2	0-2						
	1-2	2-2	1-1	1-1	2-2	2-3						
Punting	8-36.0	7-42.9	13-40.0	3-37.3	4-42.8	8-36.8						
	7-40.7	5-47.0	4-42.0	2-40.0	5-45.0	7-35.7						
Time of Poss.	31:53	32:56	29:19	26:34	26:52	24:12						
	28:07	27:04	30:41	33:26	33:08	35:48						
3rd Downs	7-18	4-12	1-16	6-11	7-17	5-18						
	7-18	7-18	6-13	11-17	10-17	5-18						
Turnovers	1	1	0	0	4	2						
	2	2	1	1	1	3						
Penalties	3-30	8-55	3-20	4-34	2-19	6-54						
	6-30	8-87	5-48	2-18	7-60	8-55						
Punt Returns	3-(-3.7)	1-(-3.0)	0-0	2-6.0	1-12.0	3-11.7						
	3-9.3	3-9.3	5-17.8	1-5.0	1-3.0	4-5.0						
Kickoff Returns	1-22.0	4-19.0	7-14.2	1-18.0	3-18.3	2-13.0						
	1-23.0	1-21.0	0-0	3-28.3	2-25.0	1-0.0						
Sacks By Defense	2-11	2-15	3-13	1-1	1-9	3-26						
	1-3	1-6	4-26	1-1	2-13	3-21						

Wake Forest totals on top; Opponents on bottom.

## 2012 STARTING LINEUPS

### OFFENSE

	QB	TB	FB	WR	WR	FL	LT	LG	C	RG	RT
LIBERTY	Price	Harris	Bohanon	Ragland	James	Campanaro	Bolling	Ford	Williams	Souza	Summers
NORTH CAROLINA	Price	Harris	Bohanon	Davis	Terry	Campanaro	Ford	Barnes	Williams	Souza	Summers
at Florida State	Price	Harris	Bohanon	Ragland	Terry	Campanaro	Ford	Barnes	Williams	Souza	Summers
ARMY	Price	Harris	Bohanon	Ragland	Bishop (TE)	Campanaro	Ford	Barnes	Williams	Souza	Summers
DUKE	Price	Harris	Bohanon	Ragland	Terry	Campanaro	Ford	Barnes	Williams	Souza	Summers
at Maryland	Price	Harris	Bohanon	Ragland	Bishop (TE)	Davis	Chase	Ford	Williams	Barnes	Summers
at Virginia											
CLEMSON											
BOSTON COLLEGE											
at NC State											
at Notre Dame											
VANDERBILT											

### OFFENSE

	LOU	DE	NG	DE	ROB	MLB	WLB	CB	FS	SS	CB
LIBERTY	Allen	Thompson	Whitlock	Redding	Jackson	Olson	Haynes	Okoro	Marshall	Mack	Johnson
NORTH CAROLINA	Ehrmann	Hazime	Whitlock	Redding	Jackson	Olson	Haynes	Noel	Marshall	Mack	Johnson
at Florida State	Ehrmann	Thompson	Harris	Hazime	Jackson	Olson	Haynes	Noel	Marshall	Mack	Johnson
ARMY	Ehrmann	Thompson	Hazime	Redding	Jackson	Olson	Haynes	Noel	Marshall	Mack	Johnson
DUKE	Ehrmann	Thompson	Harris	Redding	Jackson	Olson	Haynes	Noel	Marshall	Mack	Johnson
at Maryland	Ehrmann	Thompson	Whitlock	Redding	Jackson	Betros	Haynes	Okoro	Marshall	Lowe	Johnson
at Virginia											
CLEMSON											
BOSTON COLLEGE											
at NC State											
at Notre Dame											
VANDERBILT											

# 2012 DEMON DEACON FOOTBALL

GAME #7 ♦ WAKE FOREST AT VIRGINIA ♦ OCT. 20, 2012 ♦ SCOTT STADIUM

## 2012 MISCELLANEOUS STATISTICS

### WAKE FOREST BIG PLAYS (35+ YARDS)

Yards	Play	Opp	Qtr	Player(s)
73*	Pass	Maryland	1	Price to Davis
63*	Rush	Army	3	Harris
47	Pass	Army	1	Price to Terry
44	Pass	Duke	2	Price to Davis
41	Pass	Florida State	3	Price to Ragland
41*	Pass	Army	1	Price to Campanaro
39*	Interception Return	Liberty	3	Marshall
38	Pass	Liberty	4	Price to Terry
37	Pass	Army	4	Price to Campanaro
37*	Rush	Army	4	Martin
36	Pass	Duke	3	Price to Martin
35	Pass	North Carolina	2	Martin to Terry

\* Play resulted in a touchdown.

### OPPONENT BIG PLAYS (35+ YARDS)

Yards	Play	Opp	Qtr	Player(s)
80*	Rush	Florida State	2	Thompson
74*	Rush	Florida State	2	Thompson
63	Pass	Maryland	4	Hills to Diggs
60*	Punt Return	Florida State	1	Greene
47	Pass	Liberty	3	Hudson to Gunn
47	Pass	Duke	1	Renfree to Vernon
45	Pass	Army	1	Steelman to Lawrence
37*	Pass	Liberty	1	Hudson to Dutra
37	Kickoff Return	Army	4	Fraser
35	Pass	Duke	1	Renfree to Scott

\* Play resulted in a touchdown.

### THIRD DOWN ATTEMPTS BY DISTANCE

Yards	WFU	Pct.	Opp.	Pct.
1-2	9-17	52.9	16-22	72.7
3-4	5-9	55.6	11-15	73.3
5-9	12-45	26.7	11-28	39.3
10+	4-21	19.0	8-36	22.2
Total	30-92	32.6	46-101	45.5

### FOURTH DOWN ATTEMPTS BY DISTANCE

Yards	WFU	Pct.	Opp.	Pct.
1-2	2-4	50.0	5-5	100.0
3-4	2-2	100.0	0-2	0.0
5-9	0-0	0.0	0-3	0.0
10+	0-1	0.0	0-0	0.0
Total	4-7	57.1	5-10	50.0

### LONGEST CONVERSIONS

	Wake Forest	Opponent	Wake Forest	Opponent
vs. Liberty:	3-10 (2Q)	3-8 (3Q)	None	4-1 (3Q)
vs. North Carolina:	<b>3-16</b> (1Q)	3-8 (3Q)	None	4-1 (twice)
at Florida State:	3-8 (2Q)	3-10 (2Q)	4-1 (2Q)	None
vs. Army:	3-12 (4Q)	3-12 (3Q)	4-1 (1Q)	<b>4-2</b> (2Q)
vs. Duke:	3-14 (3Q)	<b>3-27</b> (1Q)	<b>4-3</b> (4Q)	None
at Maryland:	3-8 (1Q)	3-8 (2Q)	None	4-1 (1Q)

### WAKE'S LONGEST PLAYS OF THE SEASON

**Rushing:** 63, Josh Harris vs. Army (Sept. 22)

**Rushing Touchdown:** 63, Josh Harris vs. Army (Sept. 22)

**Passing:** 73, Tanner Price to Terence Davis at Maryland (Oct. 6)

**Passing Touchdown:** 73, Tanner Price to Terence Davis at Maryland (Oct. 6)

**Punt Return:** 31, Lovell Jackson at Maryland (Oct. 6)

**Kick Return:** 23, Orville Reynolds vs. Duke (Sept. 29)

**Interception Return:** 39, A.J. Marshall vs. Liberty (Sept. 1)

**Fumble Return:** 12, Daniel Mack vs. Liberty (Sept. 1)

**Punt:** 58, Alexander Kinal at Florida State (Sept. 15)

**Field Goal:** 45, Jimmy Newman vs. Duke (Sept. 29)

### WAKE FOREST SCORING DRIVES

Game	Qtr	Pts	Plays	Yds	TOP	How
Liberty	2	7	6	65	2:41	Campanaro 31 yd pass from Price
Liberty	3	6	9	60	4:19	Martin 2 yd run
North Carolina	1	7	10	72	5:41	Price 2 yd run
North Carolina	2	7	9	83	3:52	Martin 4 yd run
North Carolina	2	7	3	20	1:05	Harris 6 yd run
North Carolina	4	7	11	93	4:27	Price 1 yd run
Army	1	7	9	82	4:00	Campanaro 4 yd run
Army	1	7	7	75	3:32	Campanaro 41 yd pass from Price
Army	2	7	9	79	3:19	Campanaro 7 yd pass from Price
Army	3	7	7	75	2:55	Harris 19 yd run
Army	3	7	3	25	1:09	Martin 10 yd run
Army	3	7	4	75	1:12	Harris 63 yd run
Army	4	7	9	68	3:00	Martin 37 yd run
Duke	1	7	11	75	5:12	Martin 4 yd run
Duke	2	3	7	47	3:46	Newman 45 yd field goal
Duke	3	7	9	98	3:47	Bohanon 34 yd pass from Price
Duke	3	3	4	9	1:55	Newman 28 yd field goal
Duke	4	7	16	75	2:08	Bohanon 4 yd pass from Price
Maryland	1	7	3	75	0:53	Davis 73 yd pass from Price
Maryland	3	7	5	24	2:21	Bohanon 7 yd pass from Price

# 2012 DEMON DEACON FOOTBALL

GAME #7 ♦ WAKE FOREST AT VIRGINIA ♦ OCT. 20, 2012 ♦ SCOTT STADIUM

## 2012 PARTICIPATION CHART


Name	GP/GS	LIB	UNC	FSU	ARMY	DUKE	MD	UVA	CLEM	BC	NCSU	ND	VANDY
Allen, Z	5/1	START	XXX	XXX	XXX	XXX	XXX						
Barnes, W	4/4	...	START	START	START	START	START						
Betros, S	4/-	...	XXX	XXX	XXX	XXX	XXX						
Bishop, S	5/1	XXX	XXX	XXX	START	XXX	START						
Bohanon, T	5/5	START	START	START	START	START	START						
Bolling, D	1/1	START	inj	inj	...	...	...						
Campanaro, M	5/5	START	START	START	START	START	START						
Chase, S	2/-	inj	inj	XXX	...	XXX	START						
Cherry, B	2/-	...	...	XXX	XXX	...	XXX						
Chubb, B	5/-	XXX	XXX	XXX	XXX	XXX	XXX						
Cross, B	1/-	...	...	XXX	...	...	...						
Davis, T	4/1	inj	START	XXX	XXX	XXX	XXX						
Ehrmann, J	5/4	XXX	START	START	START	START	START						
Ellis, D	5/-	XXX	XXX	XXX	XXX	XXX	XXX						
Emert, B	3/-	XXX	...	XXX	XXX	...	XXX						
Feimster, L	5/-	XXX	XXX	XXX	XXX	XXX	XXX						
Floyd, D	3/-	XXX	XXX	XXX	...	...	...						
Ford, A	5/5	START	START	START	START	START	START						
Garcia, J	5/-	XXX	XXX	XXX	XXX	XXX	XXX						
Garside, J	1/-	...	...	...	...	...	XXX						
Gillespie, J	5/-	XXX	XXX	XXX	XXX	XXX	XXX						
Harris, J	5/5	START	START	START	START	START	START						
Harris, T	5/2	XXX	XXX	START	XXX	START	START						
Haynes, R	5/5	START	START	START	START	START	START						
Hazime, H	5/3	XXX	START	START	START	XXX	XXX						
Hedlund, C	1/-	...	...	...	...	...	XXX						
Howard, PJ	1/-	...	...	XXX	...	...	...						
Intemann, D	4/-	XXX	XXX	XXX	...	XXX	XXX						
Irby, G	4/-	...	XXX	XXX	XXX	XXX	XXX						
Jackson, J	5/5	START	START	START	START	START	START						
Jackson, L	5/-	XXX	XXX	XXX	XXX	XXX	XXX						
Jackson, T	3/-	XXX	XXX	...	XXX	...	...						
James, M	3/1	START	XXX	XXX	inj	inj	...						
Johnson, K	5/5	START	START	START	START	START	START						
Kinal, A	5/-	XXX	XXX	XXX	XXX	XXX	XXX						
LaBarbera, J	5/-	XXX	XXX	XXX	XXX	XXX	XXX						
Lowe, D	5/-	XXX	XXX	XXX	XXX	XXX	START						
Mack, D	5/5	START	START	START	START	START	START						
Marshall, AJ	5/5	START	START	START	START	START	START						
Martin, D	5/-	XXX	XXX	XXX	XXX	XXX	...						
Newman, J	5/-	XXX	XXX	XXX	XXX	XXX	XXX						
Noel, M	4/4	inj	START	START	START	START	START						
Offor, G	1/-	...	...	XXX	...	...	...						
Okoro, C	5/1	START	XXX	XXX	XXX	XXX	START						
Olson, M	5/5	START	START	START	START	START	START						
Price, T	5/5	START	START	START	START	START	START						
Ragland, S	5/4	START	XXX	START	START	START	START						
Ramsey, A	3/-	XXX	...	XXX	XXX	...	XXX						
Redding, K	5/4	START	START	XXX	START	START	START						
Reynolds, O	5/-	XXX	XXX	XXX	XXX	XXX	XXX						
Rucker, Q	3/-	XXX	XXX	XXX	...	...	XXX						
Schlegel, C	4/-	...	XXX	XXX	XXX	XXX	XXX						
Sousa, K	1/-	...	...	XXX	...	...	...						
Souza, F	5/5	START	START	START	START	START	START						
Strickland, J	4/-	XXX	...	XXX	XXX	XXX	XXX						
Summers, C	5/5	START	START	START	START	START	START						
Terry, B	5/3	XXX	START	START	START	XXX	START						
Thompson, P	1/-	...	...	XXX	...	...	...						
Thompson, Z	4/4	START	inj	START	START	START	START						
Vogelsang, D	4/-	XXX	...	XXX	XXX	XXX	XXX						
Ward, J	5/-	XXX	XXX	XXX	XXX	XXX	XXX						
Whitlock, N	3/2	START	START	inj	inj	XXX	START						
Williams, G	5/5	START	START	START	START	START	START						
Wulfeck, A	4/-	XXX	XXX	XXX	XXX	XXX	XXX						

START - Started the game on offense or defense; XXX - Played off the bench or on special teams; inj - Missed the game due to injury.

# 2012 DEMON DEACON FOOTBALL

GAME #7 ♦ WAKE FOREST AT VIRGINIA ♦ OCT. 20, 2012 ♦ SCOTT STADIUM

## 2012 GAME RECAPS & BOX SCORES



**GAME 1**  
**WAKE FOREST 20, LIBERTY 17**  
**SEPTEMBER 1, 2012**  
**BB&T FIELD (27,652)**

WINSTON-SALEM, NC - Responding to a second-half deficit to the Liberty Flames, the Deacons tied the season-opening game with A.J. Marshall's interception return, went ahead with a 60-yard touchdown drive and held on for a 20-17 victory.

The 14-7 deficit with five minutes left in the third quarter represented the latest Wake had trailed an FBS member since a 20-16 loss to Appalachian State 12 years and one day earlier. And after taking the lead, the Flames forced a punt and had a chance to add to its bounty until Marshall stepped in front of a Brian Hudson pass intended for D.J. Abnar.

He then judiciously chose his route to the end zone, having decided that a mere interception would not suffice. Marshall took the ball to the house - or at least Deacon Hill - with 4:16 left in the third.

Having secured some momentum, the Deacs claimed their first lead of the night when Tanner Price led the Deacs' best drive.

The surge's biggest play was an unlikely one, a 28-yard strike to the fullback, Tommy Bohanon, that took the ball to the Flame 3. Deandre Martin, a redshirt freshman making his Wake debut, took it in from the 2 and Wake led 20-14.

Liberty drew closer thanks to a 49-yard field goal by John Lunsford with 9:30 to play in the game.

Scoring	1	2	3	4	Total
Liberty	7	0	7	3	17
Wake Forest	0	7	7	6	20

### 1st Quarter

LU – Dutra 37 yrd pass from Hudson (Lunsford kick), 8:01

### 2nd Quarter

WF – Campanaro 31 yrd pass from Price (Newman kick), 7:15

### 3rd Quarter

LU – Holloway 14 yrd pass from Hudson (Lunsford kick), 10:51

WF – Marshall 39 yrd interception return (Newman kick), 4:16

### 4th Quarter

WF – Martin 2 yrd run (Wulfbeck pass failed), 13:24


LU – Lunsford 49 yrd field goal, 9:39

	LU	WF
FIRST DOWNS	16	14
RUSHES-YARDS (NET)	33-91	38-98
PASSING YDS (NET)	272	195
Passes Att-Comp-Int	40-21-1	28-16-1
TOTAL OFFENSE PLAYS-YARDS	73-363	66-293
Fumble Returns-Yards	0-0	1-12
Punt Returns-Yards	3-11	3-28
Kickoff Returns-Yards	1-23	1-22
Interception Returns-Yards	1-2	1-39
Punts (Number-Avg)	7-40.7	8-36.0
Fumbles-Lost	1-1	2-0
Penalties-Yards	6-30	3-30
Possession Time	28:07	31:53
Third-Down Conversions	7 of 18	7 of 18
Fourth-Down Conversions	1 of 2	0 of 0
Red-Zone Scores-Chances	1-1	1-1
Sacks By: Number-Yards	1-3	2-11

**RUSHING:** LU – Holloway 17-53; Hudson 12-18; Woodrum 2-8; Abnar 1-6; Rice 1-6. WF – Martin 21-74; Price 6-19; Campanaro 2-11; Emert 1-1; Harris 5-0; TEAM 3-minus 7.

**PASSING:** LU – Hudson 20-37-1-263; Woodrum 1-3-0-9. WF – Price 16-28-1-195.

**RECEIVING:** LU – Kelly 6-53; Dutra 4-64; Gunn 3-66; Holloway 3-32; Ferguson 3-19; Gagliardi, 1-21; Henderson 1-17. WF – Campanaro 9-96; Ragland 2-21; Martin 2-13; Terry 1-38; Bohanon 1-28; Jackson 1-minus 1.



**GAME 2**  
**WAKE FOREST 28, NORTH CAROLINA 27**  
**SEPTEMBER 8, 2012**  
**BB&T FIELD (29,526)**

WINSTON-SALEM, NC - Tanner Price authored an 11-play, 93-yard drive and punched in the game-winning touchdown on a 1-yard rush with 4:27 remaining to lead Wake Forest to a 28-27 win over North Carolina in the ACC opener for both teams.

The Deacs' defense, thinned by a string of injuries and challenged by the Tar Heels' fast-paced offense, kept Wake Forest in the game long enough to permit Price, author of a career-best 327-yard passing game, and his teammates to get the win.

The keys were holding the Heels to field goals in two drives and keeping them off the board after the second of the kicks made it 27-21 with 12:50 left. Hazime and his comrades, four of whom were true or redshirt freshmen called into extended service by injuries, disrupted the rhythm of Tar Heels quarterback Bryn Renner just enough to deny the big play on several occasions.

As a result, it was still a six-point game when Wake took over on its own 7 with 6:36 left. Receiver Sherman Ragland III, who played seven days after sustaining a compound fracture to a finger, caught two big passes and Campanaro contributed the last of his baker's dozen in a gradual and eventually decisive march.

Scoring	1	2	3	4	Total
North Carolina	7	7	10	3	27
Wake Forest	7	14	0	7	20

### 1st Quarter

NC – Ebron 6 yrd pass from Renner (Barth kick), 5:49

NC – Price 2 yrd run (Newman kick), 0:02

### 2nd Quarter

NC – Blue 1 yrd run (Barth kick), 10:05

WF – Martin 4 yrd run (Newman kick), 6:07

WF – Harris 6 yrd run (Newman kick), 4:31

### 3rd Quarter

NC – Morris 4 yrd run (Barth kick), 4:45

NC – Barth 25 yrd field goal, 2:50

### 4th Quarter

NC – Barth 30 yrd field goal, 12:50

WF – Price 1 yrd run (Newman kick), 2:09

	NC	WF
FIRST DOWNS	22	24
RUSHES-YARDS (NET)	42-157	34-64
PASSING YDS (NET)	271	362
Passes Att-Comp-Int	40-23-1	39-28-1
TOTAL OFFENSE PLAYS-YARDS	82-428	73-426
Punt Returns-Yards	3-28	1-3
Kickoff Returns-Yards	1-21	4-76
Interception Returns-Yards	1-16	1-1
Punts (Number-Avg)	5-47.0	7-42.9
Fumbles-Lost	1-1	0-0
Penalties-Yards	8-87	8-55
Possession Time	27:04	32:56
Third-Down Conversions	7 of 18	4 of 12
Fourth-Down Conversions	2 of 3	0 of 0
Red-Zone Scores-Chances	5-5	4-4
Sacks By: Number-Yards	1-6	2-15

**RUSHING:** NC – Blue 19-106; Morris 14-70; Renner 9-minus 19. WF – Harris 21-40; Martin 4-13; Campanaro 1-9; Price 7-5; Davis 1-minus 3.

**PASSING:** NC – Renner 23-39-1-271; TEAM 0-1-0-0. WF – Price 27-38-1-327; Martin 1-1-0-35.

**RECEIVING:** NC – Highsmith 5-71; McNeill 5-38; Tapley 4-59; Ebron 4-55; Tabb 2-24; Davis 1-14; Boyd 1-7; Blue 1-3. NC – Campanaro 13-164; Terry 4-87; Davis 3-33; Bohanon 3-28; Harris 3-8; Ragland 2-42.

# 2012 DEMON DEACON FOOTBALL

GAME #7 ♦ WAKE FOREST AT VIRGINIA ♦ OCT. 20, 2012 ♦ SCOTT STADIUM

## 2012 GAME RECAPS & BOX SCORES



**GAME 3**  
**#5/6 FLORIDA ST. 52, WAKE FOREST 0**  
**SEPTEMBER 15, 2012**  
**DOAK CAMPBELL STADIUM (68,833)**

TALLAHASSEE, Fla. - Florida State's Chris Thompson exploded for 197 yards and two touchdowns in the first half to help lead the No. 5 Seminoles past Wake Forest 52-0 on Saturday at Doak Campbell Stadium in Tallahassee, Fla.

The loss was the first of the season for the Demon Deacons who moved to 2-1 (1-1 ACC). The Seminoles stayed perfect on the year, improving to 3-0 (1-0 ACC). It was Wake Forest's first time being shutout since its last trip to Tallahassee in 2010.

E.J. Manuel completed 15-of-24 passes for 176 yards and two touchdowns for the Seminoles and also rushed for 48 yards and another score.

Junior Tanner Price had a tough day behind center for the Demon Deacons, completing only 8-of-22 passes for 82 yards - both totals the lowest since his freshman season. Josh Harris rushed 15 times for 51 yards, and Sherman Ragland III caught two passes for 48 yards.

Brandon Chubb led Wake Forest with seven tackles. Kris Redding made four tackles, including two sacks, and forced a fumble that was recovered by freshman Tylor Harris, who was making his first career start. Harris is the 11th true freshman to start a game under Grobe.

Scoring	1	2	3	4	Total
Wake Forest	0	0	0	0	0
Florida State	14	24	7	7	52

### 1st Quarter

FS - Manuel 16 yrd run (Hopkins kick), 4:28  
 FS - Greene 60 yrd punt return (Hopkins kick), 2:45

### 2nd Quarter

FS - Thompson 74 yrd run (Hopkins kick), 12:52  
 FS - Thompson 80 yrd run (Hopkins kick), 9:42  
 FS - Hopkins 19 yrd field goal, 4:37  
 FS - Smith 20 yrd pass pass from Manuel (Hopkins kick), 0:14

### 3rd Quarter

FS - Shaw 17 yrd pass from Manuel (Hopkins kick), 0:44

### 4th Quarter


FS - Smiley 18 yrd run (Hopkins kick), 12:21

	WF	FS
FIRST DOWNS	7	27
RUSHES-YARDS (NET)	35-43	45-385
PASSING YDS (NET)	83	227
Passes Att-Comp-Int	24-10-0	28-19-0
TOTAL OFFENSE PLAYS-YARDS	59-126	73-612
Punt Returns-Yards	0-0	5-89
Kickoff Returns-Yards	7-102	0-0
Interception Returns-Yards	0-0	0-0
Punts (Number-Avg)	13-40.0	4-42.0
Fumbles-Lost	1-0	1-1
Penalties-Yards	3-20	5-48
Possession Time	29:19	30:41
Third-Down Conversions	1 of 16	6 of 13
Fourth-Down Conversions	1 of 2	0 of 1
Red-Zone Scores-Chances	0-0	5-6
Sacks By: Number-Yards	3-13	4-26

**RUSHING:** WF - Harris 15-51; Martin 8-14; Campanaro 1-3; Ragland 1-0; Sousa 2-minus 1; TEAM 1-minus 2; Reynolds 2-minus 3; Price 5-minus 19. FS - Thompson 9-197; Wilder 16-94; Manuel 8-48; Smiley 4-30; Freeman 6-14; Pryor 2-2.

**PASSING:** WF - Price 8-22-0-82; Cross 1-1-0-minus 2; Thompson 1-1-0-3; Martin 0-0-0-0. FS - Manuel 5-24-0-176; Trickett 3-3-0-41; Coker 1-1-0-10.

**RECEIVING:** WF - Ragland 2-48; Harris 2-10; Campanaro 2-8; Davis 1-9; Terry 1-7; James 1-3; Martin 1-minus 2. FS - Benjamin 4-44; Shaw, 3-32; Greene 2-30; Pryor 2-30; Thompson 2-23; Smith 1-20; Haggins 1-11; O'Leary 1-11; Green 1-10; Wilder 1-9; Freeman 1-7.



**GAME 4**  
**WAKE FOREST 49, ARMY 37**  
**SEPTEMBER 22, 2012**  
**BB&T FIELD (30,207)**

WINSTON-SALEM, N.C. - Wake Forest chalked up 517 yards of offense, with 296 of them coming on the ground, to run past Army 49-37 in an offensive shootout at BB&T Field.

The Demon Deacons knew that they would have to score points to beat the high-powered Army triple option, and score they did as Michael Campanaro recorded three total touchdowns, and Josh Harris and Deandre Martin rushed for two touchdowns apiece.

Harris (129 yards) and Martin (115) yards both went over 100 yards on the ground, and Campanaro caught 12 passes for 153 yards to give Wake Forest two 100-yard rushers and a 100-yard receiver for only the second time in school history and the first since 1988.

Tanner Price completed 15-of-24 passes for 221 yards and two touchdowns, both of them to Campanaro.

Scoring	1	2	3	4	Total
Army	13	10	14	0	37
Wake Forest	14	7	21	7	49

### 1st Quarter

ARMY - Steelman 2 yrd run (Grochowksi kick blocked), 11:40  
 WF - Campanaro 4 yrd run (Newman kick), 7:34  
 ARMY - Dixon 12 yrd run (Grochowksi kick), 4:23  
 WF - Campanaro 41 yrd pass from Price (Newman kick), 0:51

### 2nd Quarter

ARMY - Steelman 1 yrd run (Grochowksi kick), 11:41  
 WF - Campanaro 7 yrd pass from Price (Newman kick), 4:29  
 ARMY - Grochowski 21 yrd field goal, 0:00

### 3rd Quarter

WF - Harris 19 yrd run (Newman kick), 12:05  
 WF - Martin 10 yrd run (Newman kick), 10:14  
 ARMY - Steelman 2 yrd run (Grochowski kick), 6:31  
 WF - Harris 63 yrd run (Newman kick), 5:19  
 ARMY - Maples 13 yrd pass from Steelman (Grochowski kick), 2:07

### 4th Quarter

WF - Martin 37 yrd run (Newman kick), 2:50

	ARMY	WF
FIRST DOWNS	27	25
RUSHES-YARDS (NET)	77-429	38-296
PASSING YDS (NET)	77	221
Passes Att-Comp-Int	6-3-0	24-15-0
TOTAL OFFENSE PLAYS-YARDS	83-506	62-517
Fumble Returns-Yards	0-0	0-0
Punt Returns-Yards	1-5	2-12
Kickoff Returns-Yards	3-85	1-18
Interception Returns-Yards	0-0	0-0
Punts (Number-Avg)	2-40.0	3-37.3
Fumbles-Lost	2-1	0-0
Penalties-Yards	2-18	4-34
Possession Time	33:26	26:34
Third-Down Conversions	11 of 17	6 of 11
Fourth-Down Conversions	2 of 4	1 of 1
Red-Zone Scores-Chances	6-6	4-4
Sacks By: Number-Yards	1-1	1-1

**RUSHING:** ARMY - Maples 15-140; Dixon 21-112; Steelman 22-82; Brown 12-79; Santiago 5-10; Fraser 2-6. WF - Harris 12-129; Martin 13-115; Campanaro 5-31; Price 5-26; TEAM 3-minus 5

**PASSING:** ARMY - Steelman 3-4-0-77; Santiago 0-2-0-0. WF - Price 15-24-0-221.

**RECEIVING:** ARMY - Lawrence 1-45; Brown 1-19; Maples 1-13. WF - Campanaro 12-153; Terry 1-47; Bishop 1-13; Davis 1-8

# 2012 DEMON DEACON FOOTBALL

GAME #7 ♦ WAKE FOREST AT VIRGINIA ♦ OCT. 20, 2012 ♦ SCOTT STADIUM

## 2012 GAME RECAPS & BOX SCORES



**GAME 5**  
**DUKE 34, WAKE FOREST 27**  
**SEPTEMBER 29, 2012**  
**BB&T FIELD (28,743)**

WINSTON-SALEM, N.C (AP) - Backup quarterback Anthony Boone scored on a 4-yard touchdown run with 11:35 left, and Duke beat Wake Forest 34-27 on Saturday for its first win in the series since 1999.

Tanner Price finished 19 of 38 for 230 yards with two touchdowns for the Demon Deacons (3-2, 1-2), but his fumble inside the Wake Forest 10 set up Duke's winning drive. Two plays after Jordan DeWalt-Ondijo forced the fumble,

Boone took a bootleg in for the go-ahead touchdown.

Price hit Tommy Bohanon with a 4-yard touchdown pass with 42 seconds left to pull the Demon Deacons within seven points, but Conner Vernon sealed the win by recovering the ensuing onside kick.

Desmond Scott finished with 11 catches for 134 yards for the Blue Devils, who snapped an 12-game losing streak in the series.

Scoring	1	2	3	4	Total
Duke	10	3	7	14	34
Wake Forest	7	3	10	7	27

### 1st Quarter

DU – Martin 35 yrd field goal, 10:28  
 WF – Martin 4 yrd run (Newman kick), 5:16  
 DU – Connette 2 yrd run (Martin kick), 0:06

### 2nd Quarter

DU – Martin 22 yrd field goal, 10:20  
 WF – Newman 45 yrd field goal, 6:49

### 3rd Quarter

DU – Connette 4 yrd run (Martin kick), 9:12  
 WF – Bohanon 34 yrd pass from Price (Newman kick), 2:26  
 WF – Newman 28 yrd field goal, 0:17

### 4th Quarter

DU – Boone 4 yrd run (Martin kick), 11:35  
 DU – Duncan 17 yrd run (Martin kick), 2:50  
 WF – Bohanon 4 yrd pass (Newman kick), 0:42

	DU	WF
FIRST DOWNS	22	17
RUSHES-YARDS (NET)	36-123	35-167
PASSING YDS (NET)	258	230
Passes Att-Comp-Int	40-30-1	38-19-2
TOTAL OFFENSE PLAYS-YARDS	76-381	73-397
Punt Returns-Yards	1-3	1-12
Kickoff Returns-Yards	2-50	3-55
Interception Returns-Yards	2-20	1-3
Punts (Number-Avg)	5-45.0	4-42.8
Fumbles-Lost	0-0	3-2
Penalties-Yards	7-60	2-19
Possession Time	33:08	26:52
Third-Down Conversions	10 of 17	7 of 17
Fourth-Down Conversions	0 of 0	2 of 2
Red-Zone Scores-Chances	6-6	4-4
Sacks By: Number-Yards	2-13	1-9

**RUSHING:** DU – Duncan 11-56; Snead 6-32; Thompson 8-29; Boone 3-10; Connette 4-9; Vernon 1-2; TEAM 1-minus 2; Renfree 2-minus 13. WF – Harris 17-84; Martin 11-63; Price 6-11; Campanaro 1-9.

**PASSING:** DU – Renfree 22-28-1-204; Boone 8-11-0-54; Connette 0-1-0-0. WF – Price 19-38-2-230

**RECEIVING:** DU – Scott 11-134; Vernon 5-62; Crowder 5-10; Duncan 3-23; Blakeney 3-20; Thompson 3-9. WF – Davis 6-100; Bohanon 3-41; Ragland 3-28; Terry 2-12; Campanaro 2-8; Martin 1-36; Bishop 1-5; Harris 1-0.



**GAME 6**  
**MARYLAND 19, WAKE FOREST 14**  
**OCTOBER 6, 2012**  
**BYRD STADIUM (40,391)**

COLLEGE PARK, Md. (AP) - Freshman Stefon Diggs took a short pass 63 yards to set up a 1-yard touchdown run by Justus Pickett with 5:37 left, and Maryland opened the Atlantic Coast Conference portion of its schedule with a 19-14 win over Wake Forest on Saturday.

The Terrapins (3-2, 1-0) snapped a two-game skid and surpassed their victory total from 2011, when they went 2-10 in coach Randy Edsall's first season. Maryland also

matched its win total in the ACC of last season.

Wake Forest (3-3, 1-3) led 14-13 when the Terrapins gained possession at their own 41 in the fourth. After a first-down sack, true freshman Perry Hills connected with Diggs on the right flat, and the fleet-footed wide receiver cut down the sideline behind several good blocks before being tackled at the 3. On third down, Pickett carried it in.

Diggs' play made up for a fumbled punt that led to the Demon Deacons' second touchdown. He finished with five catches for 105 yards.

Hills went 14 for 25 for 191 yards to help Maryland avenge a 31-10 defeat at Wake Forest last year. The Terrapins won despite committing three turnovers and being flagged for eight penalties.

Scoring	1	2	3	4	Total
Wake Forest	7	0	7	0	14
Maryland	6	7	0	6	19

### 1st Quarter

WF – Davis 73 yrd pass from Price (Newman kick), 14:07  
 MD – Craddock 49 yrd field goal, 10:17  
 MD – Craddock 52 yrd field goal, 1:47

### 2nd Quarter

MD – Dorsey 33 yrd pass from Hills (Craddock kick)

### 3rd Quarter

WF – Bohanon 7 yrd pass from Price (Hedlund kick), 7:06

### 4th Quarter

MD – Pickett 1 yrd run (Craddock kick failed), 5:37

	WF	MD
FIRST DOWNS	11	12
RUSHES-YARDS (NET)	29-71	43-53
PASSING YDS (NET)	170	191
Passes Att-Comp-Int	38-13-0	25-14-1
TOTAL OFFENSE PLAYS-YARDS	67-241	68-244
Fumble Returns-Yards	0-0	0-0
Punt Returns-Yards	3-35	4-20
Kickoff Returns-Yards	2-26	1-0
Interception Returns-Yards	1-0	0-0
Punts (Number-Avg)	8-36.8	7-35.7
Fumbles-Lost	3-2	4-2
Penalties-Yards	6-54	8-55
Possession Time	24:12	35:48
Third-Down Conversions	5 of 18	5 of 18
Fourth-Down Conversions	0 of 2	1 of 2
Red-Zone Scores-Chances	1-3	1-2
Sacks By: Number-Yards	3-26	3-21

**RUSHING:** WF – Harris 18-73; Jackson 1-4; Davis 1-3; Reynolds 1-minus 1; Price 8-minus 8. MD – Brown 10-23; Pickett 10-21; Reid 5-7; Diggs 1-7; Ross 5-1; TEAM 1-minus 1; Hills 11-minus 5.

**PASSING:** WF – Price 13-38-0-170. MD – Hills 14-25-1-191.

**RECEIVING:** WF – Davis 7-130; Terry 2-26; Jackson 1-8; Bohanon 1-7; Ragland 1-1; Irby 1-minus 2. MD – Diggs 5-105; Pickett 4-25; Furstenburg 2-15; W.Brown 2-13; Dorsey 1-33.

# 2012 DEMON DEACON FOOTBALL

GAME #7 ♦ WAKE FOREST AT VIRGINIA ♦ OCT. 20, 2012 ♦ SCOTT STADIUM

## THE LAST TIME...

### A kickoff was returned for a touchdown:

WAKE: Kevin Marion vs. UNC, Oct. 27, 2007 (98 yds)  
OPP: C.J. Spiller, at Clemson, Nov. 10, 2007 (90 yds)

### A punt was returned for a touchdown:

WAKE: Michael Campanaro, at Clemson, Nov. 12, 2011 (50 yds)  
OPP: Rashad Greene, at Florida St., Sept. 15, 2012 (60 yds)

### An interception was returned for a touchdown:

WAKE: A.J. Marshall, vs. Liberty, Sept. 1, 2012 (39 yds)  
OPP: Ryan Donohue, Maryland, Oct. 30, 2010 (25 yds)

### A fumble was recovered for a touchdown:

WAKE: Chris Givens, vs. Duke, Sept. 11, 2010 (18 yds)  
OPP: Rashawn King, vs. Navy, Dec. 20, 2008 (50 yds)

### A safety was recorded:

WAKE: vs. Florida State, Oct. 8, 2011  
OPP: Gardner-Webb, Sept. 17, 2011

### A shutout was recorded:

WAKE: Wake Forest 30, Florida State 0, Nov. 11, 2006  
OPP: Florida State 52, Wake Forest 0, Sept. 15, 2012

### A tie game was played:

WAKE: Wake Forest 17, Rice 17, Sept. 30, 1989

### An overtime game was played:

WAKE: Sept. 1, 2011 at Syracuse (Syracuse 36, Wake Forest 29, 1 OT)

### A run went for 50+ yards:

WAKE: Josh Harris, vs. Army, Sept. 22, 2012 (63 yds)  
OPP: Chris Thompson, at Florida St., Sept. 15, 2012 (74 yds & 80 yds)

### A pass reception went for 50+ yards:

WAKE: Tanner Price to Terence Davis, at Maryland, Oct. 6, 2012 (73 yds)  
OPP: Perry Hills to Stefan Diggs, at Maryland, Oct. 6, 2012 (63 yds)

### An individual rushed for 100+ yards in a game:

WAKE: Josh Harris (129 yds) & Deandre Martin (117 yds), vs. Army, Sept. 22, 2012  
OPP: Raymond Maples (140 yds) & Larry Dixon (112 yds), vs. Army, Sept. 22, 2012

### An individual rushed for 200+ yards in a game:

WAKE: Josh Harris, at Virginia Tech, Oct. 16, 2010 (241 yds)  
OPP: Ronnie McGill, at UNC, Nov. 8, 2003 (244 yds)

### Two teammates each rushed for 100+ yards in a game:

WAKE: vs. Army (Josh Harris 129, Deandre Martin), Sept. 22, 2012  
OPP: vs. Army (Raymond Maples 140, Larry Dixon 112), Sept. 22, 2012

### An individual passed for 300+ yards in a game:

WAKE: Tanner Price, vs. UNC, Sept. 8, 2012 (327 yds)  
OPP: Tajh Boyd, at Clemson, Nov. 12, 2011 (343 yds)

### An individual passed for 400+ yards in a game:

WAKE: Brian Kuklick vs. NC State, Nov. 7, 1998 (411 yds)  
OPP: Matt Ryan, Boston College, Sept. 1, 2007 (408 yds)

### An individual completed 20+ passes in a game:

WAKE: Tanner Price, vs. UNC, Sept. 8, 2012 (27)  
OPP: Sean Renfree, vs. Duke, Sept. 29, 2012 (22)

### An individual completed 30+ passes in a game:

WAKE: Tanner Price, vs. Navy, Oct. 9, 2010 (37)  
OPP: Matt Ryan, Boston College, Sept. 1, 2007 (32)

### An individual completed 40+ passes in a game:

WAKE: Rusty LaRue vs. NC State, Nov. 18, 1995 (50)  
OPP: Matt Ryan, Boston College, Nov. 4, 2006 (40)

### An individual made 8+ receptions in a game:

WAKE: Michael Campanaro, vs. Army, Sept. 22, 2012 (12)  
OPP: Desmond Scott, vs. Duke, Sept. 29, 2012 (11)

### An individual had 100+ receiving yards in a game:

WAKE: Terence Davis, at Maryland, Oct. 6, 2012 (130 yds)  
OPP: Stefan Diggs, at Maryland, Oct. 6, 2012 (105 yds)

### An individual had 200+ receiving yards in a game:

WAKE: John Henry Mills at Duke, Nov. 30, 1990, (230 yds)  
OPP: Eddie Goines, NC State, Sept. 11, 1993 (207 yds)

### An individual scored three touchdowns in a game:

WAKE: Michael Campanaro, vs. Army, Sept. 22, 2012 (3)  
OPP: Trent Steelman, vs. Army, Sept. 22, 2012 (3)

### An individual scored four touchdowns in a game:

WAKE: Chris Barclay vs. East Carolina, Sept. 17, 2005 (4)  
OPP: C. Brockington, Connecticut, Nov. 15, 2003 (4)

### A 50-yard field goal was kicked:

WAKE: Sam Swank at Clemson, Nov. 10, 2007 (52 yds)  
OPP: Brad Craddock, at Maryland, Oct. 6, 2012 (52 yds)

### A team rushed for 200+ yards in a game:

WAKE: vs. Army, Sept. 22, 2012 (296 yds)  
OPP: vs. Army, Sept. 22, 2012 (429 yds)

### A team rushed for 300+ yards in a game:

WAKE: vs. Presbyterian, Sept. 2, 2010 (415 yds)  
OPP: vs. Army, Sept. 22, 2012 (429 yds)

### A team rushed for 400+ yards in a game:

WAKE: vs. Presbyterian, Sept. 2, 2010 (415 yds)  
OPP: vs. Army, Sept. 22, 2012 (429 yds)

### A team rushed for 500+ yards in a game:

WAKE: vs. Tulsa, Oct. 16, 1971 (528 yds)  
OPP: at Clemson, Oct. 31, 1981 (536 yds)

### A team rushed for less than 100 yards in a game:

WAKE: at Maryland, Oct. 6, 2012 (71 yds)  
OPP: at Maryland, Oct. 6, 2012 (53 yds)

### A team passed for 300+ yards in a game:

WAKE: vs. UNC, Sept. 8, 2012 (362 yds)  
OPP: at Clemson, Nov. 12, 2011 (343 yds)

### A team passed for 400+ yards in a game:

WAKE: vs. Miami, Oct. 31, 2009 (408 yds)  
OPP: Boston College, Sept. 1, 2007 (408 yds)

### A team passed for less than 100 yards in a game:

WAKE: at Florida State, Sept. 15, 2012 (83 yds)  
OPP: vs. Army, Sept. 22, 2012 (77 yds)

### A team had 500 yards in total offense:

WAKE: vs. Army, Sept. 22, 2012 (517 yds)  
OPP: vs. Army, Sept. 22, 2012 (506 yds)

### A team had 600 yards in total offense:

WAKE: vs. North Carolina, Oct. 26, 1968 (632 yds)  
OPP: at Florida State, Sept. 15, 2012 (612 yds)

### A team had 700 yards in total offense:

WAKE: Never  
OPP: at Florida State, Oct. 14, 1995 (749 yds)

### A team had less than 300 yards in total offense:

WAKE: at Maryland, Oct. 6, 2012 (241 yds)  
OPP: at Maryland, Oct. 6, 2012 (244 yds)

### A team had less than 200 yards in total offense:

WAKE: at Florida State, Sept. 15, 2012 (126 yds)  
OPP: vs. Gardner-Webb, Sept. 17, 2011 (139 yds)

### An individual kicked three field goals:

WAKE: Jimmy Newman at Syracuse, Sept. 1, 2011 (3)  
OPP: Will Snyderwine, at Duke, Oct. 22, 2011 (3)

### An individual had 2+ interceptions:

WAKE: Josh Bush, vs. Notre Dame, Nov. 5, 2011 (2)  
OPP: W. Braxton, Navy, Nov. 23, 2002 (2)

### A field goal was blocked:

WAKE: Kyle Wilber at Syracuse, Sept. 1, 2011  
OPP: vs. Mississippi State, Dec. 30, 2011

### A punt was blocked:

WAKE: Justin Jackson, vs. UNC, Oct. 29, 2011  
OPP: Jeremiah Wilson, vs. Maryland, Nov. 19, 2011

### A PAT was blocked:

WAKE: Just Jackson, vs. Army, Sept. 22, 2012  
OPP: Jacobbi McDaniel, vs. Florida St., Oct. 8, 2011

### A team scored a defensive PAT:

WAKE: vs. Presbyterian, Sept. 2, 2010  
OPP: at North Carolina, Nov. 8, 2003

### Multiple blocked kicks in the same game:

WAKE: C.J. Washington and Chris Givens each blocked punts at Vanderbilt, Nov. 27, 2010  
OPP: at Maryland, two punts blocked, Oct. 30, 2010

### A team did not punt in a game:

WAKE: Not since 1946  
OPP: at Clemson, Oct. 31, 1981

### A player scored a touchdown on his birthday:

WAKE: Josh Adams vs. Maryland, Sept. 22, 2007

# 2012 DEMON DEACON FOOTBALL

GAME #7 ♦ WAKE FOREST AT VIRGINIA ♦ OCT. 20, 2012 ♦ SCOTT STADIUM

## 2012 OPPONENTS' SCHEDULES & RESULTS

### LIBERTY FLAMES (2-4, 2-0 BIG SOUTH)

Sept. 1	at Wake Forest	L, 17-20
Sept. 8	<b>NORFOLK STATE</b>	L, 24-31
Sept. 15	at Montana	L, 14-34
Sept. 22	<b>LEHIGH</b>	L, 26-28
Oct. 6	<b>GARDNER-WEBB</b>	W, 42-35
Oct. 13	at Presbyterian	W, 56-7
Oct. 20	<b>CONCORD</b>	3:30
Oct. 27	at Coastal Carolina	3:00
Nov. 3	<b>CHARLESTON SOUTHERN</b>	3:30
Nov. 10	<b>STONY BROOK</b>	3:30
Nov. 17	at VMI	1:30

### NORTH CAROLINA TAR HEELS (5-2, 2-1 ACC)

Sept. 1	<b>ELON</b>	W, 62-0
Sept. 8	at Wake Forest	L, 27-28
Sept. 15	at Louisville	L, 34-39
Sept. 22	<b>EAST CAROLINA</b>	W, 27-6
Sept. 29	<b>IDAHO</b>	W, 66-0
Oct. 6	<b>VIRGINIA TECH</b>	W, 48-34
Oct. 13	at Miami	W, 18-14
Oct. 20	at Duke	7:00
Oct. 27	<b>NC STATE</b>	12:30
Nov. 10	<b>GEORGIA TECH</b>	TBA
Nov. 15	at Virginia	7:30
Nov. 24	<b>MARYLAND</b>	TBA

### FLORIDA STATE SEMINOLES (6-1, 3-1 ACC)

Sept. 1	<b>MURRAY STATE</b>	W, 69-3
Sept. 8	<b>SAVANNAH STATE</b>	W, 55-0
Sept. 15	<b>WAKE FOREST</b>	W, 52-0
Sept. 22	<b>CLEMSON</b>	W, 49-37
Sept. 29	at South Florida	W, 30-17
Oct. 6	at NC State	L, 16-17
Oct. 13	<b>BOSTON COLLEGE</b>	W, 51-7
Oct. 20	at Miami	8:00
Oct. 27	<b>DUKE</b>	3:30
Nov. 8	at Virginia Tech	8:00
Nov. 17	at Maryland	TBA
Nov. 24	<b>FLORIDA</b>	TBA

### ARMY BLACK KNIGHTS (1-5)

Sept. 8	at San Diego State	L, 7-42
Sept. 15	<b>NORTHERN ILLINOIS</b>	L, 40-41
Sept. 22	at Wake Forest	L, 37-49
Sept. 29	<b>STONY BROOK</b>	L, 3-23
Oct. 6	<b>BOSTON COLLEGE</b>	W, 34-31
Oct. 13	<b>KENT STATE</b>	L, 7-31
Oct. 20	at Eastern Michigan	1:00
Oct. 27	<b>BALL STATE</b>	12:00
Nov. 3	<b>AIR FORCE</b>	12:00
Nov. 10	at Rutgers	TBA
Nov. 17	<b>TEMPLE</b>	12:00
Dec. 8	vs. Navy	3:00

### DUKE BLUE DEVILS (5-2, 2-1 ACC)

Sept. 1	<b>FLORIDA INTERNATIONAL</b>	W, 46-26
Sept. 8	at Stanford	L, 13-50
Sept. 12	<b>NC CENTRAL</b>	W, 54-17
Sept. 22	<b>MEMPHIS</b>	W, 38-14
Sept. 29	at Wake Forest	W, 34-27
Oct. 6	<b>VIRGINIA</b>	W, 42-17
Oct. 13	at Virginia Tech	L, 20-41
Oct. 20	<b>NORTH CAROLINA</b>	7:00
Oct. 27	at Florida State	3:30
Nov. 3	<b>CLEMSON</b>	TBA
Nov. 17	at Georgia Tech	TBA
Nov. 24	<b>MIAMI</b>	TBA

### MARYLAND TERRAPINS (4-2, 2-0 ACC)

Sept. 1	<b>WILLIAM &amp; MARY</b>	W, 7-6
Sept. 8	at Temple	W, 36-27
Sept. 15	<b>CONNECTICUT</b>	L, 21-24
Sept. 22	at West Virginia	L, 21-31
Oct. 6	<b>WAKE FOREST</b>	W, 19-14
Oct. 13	at Virginia	W, 27-20
Oct. 20	<b>NC STATE</b>	3:30
Oct. 27	at Boston College	1:00
Nov. 3	<b>GEORGIA TECH</b>	TBA
Nov. 10	at Clemson	TBA
Nov. 17	<b>FLORIDA STATE</b>	TBA
Nov. 24	at North Carolina	TBA

### VIRGINIA CAVALIERS (2-5, 0-3 ACC)

Sept. 1	<b>RICHMOND</b>	W, 43-19
Sept. 8	<b>PENN STATE</b>	W, 17-16
Sept. 15	at Georgia Tech	L, 20-56
Sept. 22	at TCU	L, 7-27
Sept. 29	<b>LOUISIANA TECH</b>	L, 38-44
Oct. 6	at Duke	L, 17-42
Oct. 13	<b>MARYLAND</b>	L, 20-27
Oct. 20	<b>WAKE FOREST</b>	12:30
Nov. 3	at NC State	TBA
Nov. 10	<b>MIAMI</b>	TBA
Nov. 15	<b>NORTH CAROLINA</b>	7:30
Nov. 24	at Virginia Tech	TBA

### CLEMSON TIGERS (5-1, 3-1 ACC)

Sept. 1	vs. Auburn	W, 26-19
Sept. 8	<b>BALL STATE</b>	W, 52-27
Sept. 15	<b>FURMAN</b>	W, 41-7
Sept. 22	at Florida State	L, 37-49
Sept. 29	at Boston College	W, 45-31
Oct. 6	<b>GEORGIA TECH</b>	W, 47-31
Oct. 20	<b>VIRGINIA TECH</b>	12:00
Oct. 25	at Wake Forest	7:30
Nov. 3	at Duke	TBA
Nov. 10	<b>MARYLAND</b>	TBA
Nov. 17	<b>NC STATE</b>	TBA
Nov. 24	<b>SOUTH CAROLINA</b>	TBA

### BOSTON COLLEGE EAGLES (1-5, 0-3 ACC)

Sept. 1	<b>MIAMI</b>	L, 32-41
Sept. 8	<b>MAINE</b>	W, 34-3
Sept. 15	at Northwestern	L, 13-22
Sept. 29	<b>CLEMSON</b>	L, 31-45
Oct. 6	at Army	L, 31-34
Oct. 13	at Florida State	L, 7-51
Oct. 20	at Georgia Tech	3:00
Oct. 27	<b>MARYLAND</b>	1:00
Nov. 3	at Wake Forest	TBA
Nov. 10	<b>NOTRE DAME</b>	TBA
Nov. 17	<b>VIRGINIA TECH</b>	TBA
Nov. 24	at NC State	TBA

### NC STATE WOLFPACK (4-2, 1-1 ACC)

Aug. 31	vs. Tennessee	L, 21-35
Sept. 8	at Connecticut	W, 10-7
Sept. 15	<b>SOUTH ALABAMA</b>	W, 31-7
Sept. 22	<b>THE CITADEL</b>	W, 52-14
Sept. 29	at Miami	L, 37-44
Oct. 6	<b>FLORIDA STATE</b>	W, 17-16
Oct. 20	at Maryland	3:30
Oct. 27	at North Carolina	12:30
Nov. 3	<b>VIRGINIA</b>	TBA
Nov. 10	<b>WAKE FOREST</b>	TBA
Nov. 17	at Clemson	TBA
Nov. 24	<b>BOSTON COLLEGE</b>	TBA

### NOTRE DAME FIGHTING IRISH (6-0)

Sept. 1	vs. Navy	W, 50-10
Sept. 8	<b>PURDUE</b>	W, 20-17
Sept. 15	at Michigan State	W, 20-3
Sept. 22	<b>MICHIGAN</b>	W, 13-6
Oct. 6	vs. Miami	W, 41-3
Oct. 13	<b>STANFORD</b>	W, 20-13 (OT)
Oct. 20	<b>BYU</b>	3:30
Oct. 27	at Oklahoma	TBA
Nov. 3	<b>PITTSBURGH</b>	3:30
Nov. 10	at Boston College	TBA
Nov. 17	<b>WAKE FOREST</b>	3:30
Nov. 24	at Southern Cal	TBA

### VANDERBILT COMMODORES (2-4, 1-3 SEC)

Aug. 30	<b>SOUTH CAROLINA</b>	L, 13-17
Sept. 8	at Northwestern	L, 13-23
Sept. 15	<b>PRESBYTERIAN</b>	W, 58-0
Sept. 22	at Georgia	L, 3-48
Oct. 6	at Missouri	W, 19-15
Oct. 13	<b>FLORIDA</b>	L, 17-31
Oct. 20	<b>AUBURN</b>	12:21
Oct. 27	<b>MASSACHUSETTS</b>	TBA
Nov. 3	at Kentucky	TBA
Nov. 10	at Ole Miss	TBA
Nov. 17	<b>TENNESSEE</b>	TBA
Nov. 24	at Wake Forest	TBA