

# 2015 TRIBE FOOTBALL GAME NOTES

GAME  
2

VIRGINIA

Sept. 19, 2015 • 3:30 p.m.  
Charlottesville, Va. • Scott Stadium



## William & Mary Schedule/Results

Date	Opponent	Time/Result
Sept. 5	at Lafayette	W, 34-7
Sept. 19	at Virginia	3:30 p.m./ESPN3
Sept. 26	STONY BROOK*	7:30 p.m./CSN
Oct. 3	at Delaware*	7:30 p.m./NBCSN
Oct. 10	at #6/3 Villanova*	Noon/CSN
Oct. 17	#13 NEW HAMPSHIRE*	Noon/CSN
Oct. 24	HAMPTON^	3:30 p.m.
Oct. 31	#12/10 JAMES MADISON*	4 p.m./NBCSN
Nov. 7	at Elon*	Noon/CSN
Nov. 14	TOWSON*	1:30 p.m.
Nov. 21	at #22/23 Richmond*	Noon/CSN

\* CAA Game

! Family Weekend

^ Homecoming

## William & Mary Coaching Staff

Jimmye Laycock	Head Coach
Kevin Rogers	Off. Coord./QB
Trevor Andrews	Assoc. Head Coach/Def. Coord/LB
Bob Solderitch	Asst. Head Coach/OL
Trey Henderson	Rec. Coord./DB
Kevin Lewis	DL
Winston October	WR
DJ Mangas	RB
Mario Acitelli	Video Coord., TE/FB
Marvin Cleidor	Def. Asst., DB
Bo Revell	Def. Asst., LB
John Sauer	Dir. of Speed, Strength & Conditioning
Bill Cole	Director of Operations

## Tribe Captains

Mikal Abdul-Saboor, Sr., Running Back  
DeAndre Houston-Carson, Sr., Defensive Back  
Andrew Jones, Sr., Center  
Luke Rhodes, Sr., Linebacker

## Radio (Tribe Network)

Jay Colley ..... play-by-play  
Matt Ridjaneck ..... analyst  
Wes Kempton ..... analyst  
Flagship: 92.3 FM "The Tide" / 107.9 WBACH  
Internet: TribeAthletics.com

## Television (ESPN3)

Shawn Kenney ..... play-by-play  
Stan Lewter ..... analyst



William & Mary (1-0, 0-0 CAA)

TRIBE

## At A Glance

Date: ..... Saturday, Sept. 19  
Time: ..... 3:30 p.m.  
Location ..... Charlottesville, Va.  
Venue ..... Scott Stadium  
Capacity ..... 61,500  
Surface .... Prescription Athletic Turf  
TV ..... ESPN3  
Live Stats ..... TribeAthletics.com  
Live Audio ..... TribeAthletics.com  
Series Record ..... UVA leads, 27-6-1



Virginia (0-2, 0-0 ACC)

CAVALIERS

## The Game

After opening the season with a lopsided victory at Lafayette, the Tribe will return from its bye week when it plays at Virginia on Saturday at 3:30 p.m. W&M piled up nearly 500 yards of total offense in its season-opening win, while the Tribe's defense allowed just 332 total yards, forced two turnovers and blocked a field goal. Virginia is off to a 0-2 start after suffering losses to a pair of nationally ranked opponents – UCLA and Notre Dame.

## The Series

Saturday's contest at Virginia will mark the 35th meeting between the two schools, as UVA holds a 27-6-1 advantage in the all-time series. The teams have split the last two matchups, as W&M opened the 2009 season with a 26-14 victory, while the Cavaliers earned a 40-3 triumph in 2011.

## The Coaches

- William & Mary: Jimmye Laycock (W&M '70) owns a career record of 230-170-2 and is in his 36th season at the helm of the Tribe. His 230 wins ranks fourth nationally among all active FCS coaches, while his 100 conference victories rank second all-time in the CAA. Additionally, no active Division I head coach has been with his respective program longer than Laycock.
- Virginia: Mike London (Richmond '83) is in his sixth season at UVA and owns an 23-40 record with the Cavaliers.

## The Program

- William & Mary's all-time record stands at 558-546-41 in 122 seasons.
- During Laycock's tenure, W&M has won four conference titles, advanced to the NCAA playoffs nine times and posted 23 winning seasons. W&M has advanced to the NCAA FCS semifinals twice since 2004.
- W&M has finished the season ranked among the top 10 nationally twice since 2009 and ranked as high as No. 1 during the 2010 campaign.
- Laycock has coached 41 All-Americans (115 total honors), while 35 W&M players have signed NFL contracts during his tenure.

## Stat of the Week

7

Number of turnovers forced by W&M in its 26-14 victory at Virginia in 2009. In addition to the turnovers, W&M's defense limited UVA to just 269 yards of total offense and 12 first downs. The Tribe also held UVA scoreless in the second half and dominated the time of possession, 35:36-24:24.

## What's Inside

This Week's Opponent - Virginia	2
Depth Charts	4
Game Notes	5
National Polls	8
Honor Roll	9
Tribe Profile - Christian Reeves	18
Opponent Schedules/Results	20
Head Coach Jimmye Laycock	21
Rosters	22
Miscellaneous Stats	24
2015 Game Recaps	45
2015 Stats	46



# This Week's Opponent: Virginia

## Tribe Quick Facts

Location: . . . . . Williamsburg, Va.  
 Founded: . . . . . 1693  
 Enrollment: . . . . . 8,437  
 Colors: . . . . . Green, Gold and Silver  
 President: . . . . . W. Taylor Reveley, III  
 Chancellor: . . . . . Robert M. Gates  
 Athletics Director: . . . . . Terry Driscoll  
 Stadium: . . . . . Walter J. Zable Stadium at Cary Field  
 Capacity: . . . . . 11,686  
 Surface: . . . . . FieldTurf Pro  
 NCAA Affiliation: . . . . . Division I FCS  
 Conference: . . . . . CAA Football Conference  
 2014 Record: . . . . . 7-5 (4-4)  
 2014 Postseason: . . . . . None  
 Ticket Information: . . . . . (757) 221-3340  
 Website: . . . . . www.TribeAthletics.com

## Virginia Quick Facts

Location: . . . . . Charlottesville, Va.  
 Founded: . . . . . 1819  
 Enrollment: . . . . . 21,238  
 Colors: . . . . . Orange and Blue  
 President: . . . . . Dr. Teresa A. Sullivan  
 Athletics Director: . . . . . Craig Littlepage  
 Stadium: . . . . . Scott Stadium  
 Capacity: . . . . . 61,500  
 Surface: . . . . . Prescription Athletic Turf  
 NCAA Affiliation: . . . . . Division I FBS  
 Conference: . . . . . Atlantic Coast Conference (ACC)  
 2014 Record: . . . . . 5-7, 3-5  
 Website: . . . . . www.virginiasports.com  
 SID: . . . . . Vincent Briedis  
 Office Phone: . . . . . (434) 982-5533  
 Email: . . . . . briedis@virginia.edu

## All-Time Series With Virginia

Series Record . . . . . UVA leads, 27-6-1  
 Series Record in Williamsburg . . . . . UVA leads, 4-1-1  
 Series Record in Charlottesville . . . . . UVA leads, 21-4  
 Series Record at Neutral Sites . . . . . UVA leads, 2-1  
 First Meeting . . . . . Sept. 26, 1908, Virginia won, 11-0, in Charlottesville  
 Games Decided by 3 points or less . . . . . UVA leads, 2-0-1  
 Games Decided by 7 points or less . . . . . UVA leads, 5-2-1  
 Longest Winning Streak . . . . . UVA, seven games from 1961-74  
 Current Streak . . . . . UVA, 1 game from 2011-present  
 Biggest Margin . . . . . 81, UVA won, 81-0, on Sept. 30, 1911



## Last 10 Series Meetings

Year	Date	Result	UVA Score	W&M Score	Location
1976	Sept. 18	W	0	14	Charlottesville
1986	Nov. 1	W	37	41	Charlottesville
1988	Sept. 3	L	31	23	Charlottesville
1989	Sept. 30	L	24	12	Charlottesville
1990	Sept. 29	L	63	35	Charlottesville
1992	Oct. 24	L	33	7	Charlottesville
1994	Oct. 1	L	37	3	Charlottesville
1995	Sept. 2	L	40	16	Charlottesville
2009	Sept. 5	W	14	26	Charlottesville
2011	Sept. 3	L	40	3	Charlottesville

## Top Performances Vs. Virginia

Complete game-by-game stats are only available through 1991

### ► Individual

<b>Rushing</b>	Att. . . . . 19	2x, last by J. Grimes, 2009
	Yds. . . . . 94	T. Shelton, 1990
	TD. . . . . 3	R. Green, 1990
<b>Receiving</b>	Catches . . . 5	3x, last by D.J. McAulay, 2009
	Yds. . . . . 99	T. Hammons, 1995
	TD. . . . . 1	9x, last by R. Varno, 2009
<b>Passing</b>	Comp. . . . . 23	R.J. Archer, 2009
	Yds. . . . . 307	K. Lambiotte, 1986
	TD. . . . . 3	K. Lambiotte, 1986

### ► Team

<b>Offense</b>	Yds. . . . . 530	1990
	Pts. . . . . 41	2x, last 1986
<b>Defense</b>	Yds. . . . . 260	1976
(fewest)	Pts. . . . . 0	3x, last 1976
<b>Rushing</b>	Att. . . . . 39	1994
	Yds. . . . . 335	1976
	TD. . . . . 4	1990
<b>Passing</b>	Comp. . . . . 29	1990
	Yds. . . . . 326	1990
	TD. . . . . 3	1986



Established in 1693, William and Mary is the second-oldest college in the country. U.S. News and World Report recently ranked W&M as the hottest small public university in the nation.

## William and Mary vs. Virginia • Team Comparisons

### ► William & Mary (1-0/0-0 CAA)

Team Statistics	W&M	OPP
Points/Game	34.0	7.0
First Downs	22	21
Rushing/Game	194.0	89.0
Passing/Game	289.0	243.0
Total Off./Game	483.0	332.0
Fumbles-Lost	1-0	0-0
Pen.-Yds/Game	25.0	35.0
Time of Possession	30:13	29:47

### Individual Leaders

Rushing	Att	Net	Avg	TD	YPG
Abdul-Saboor	17	103	6.4	2	103.0
Anderson	8	39	4.9	15	39.0

Passing	C-A-I	Pct.	TD	YPG
Cluley	20-30-1	66.7	2	289.9

Receiving	Rec	Yds	Avg	TD	YPG
Armstrong	6	39	6.5	0	39.0
Kuzjak	3	32	10.7	0	32.0
Reeves	2	62	31.0	1	62.0
Hart	2	60	30.0	1	60.0

### ► Virginia (0-2/0-0 ACC)

Team Statistics	UVA	OPP
Points/Game	21.5	34.0
First Downs	41	45
Rushing/Game	112.5	202.5
Passing/Game	263.5	279.0
Total Off./Game	376.0	481.5
Fumbles-Lost	1-1	1-0
Pen.-Yds/Game	50.0	57.5
Time of Possession	33:49	26:12

### Individual Leaders

Rushing	Att	Net	Avg	TD	YPG
Mizzell	34	111	3.3	0	55.5
Reid	17	54	3.2	1	27.0

Passing	C-A-I	Pct.	TD	YPG
Johns	47-73-1	64.4	3	263.5

Receiving	Rec	Yds	Avg	TD	YPG
Severin	16	211	13.2	0	105.5
Mizzell	12	110	9.2	1	55.0
Reid	5	19	3.8	0	9.5
Butts	3	44	14.7	1	22.0



### NCAA Team Rankings

Category	W&M (FCS)	UVA (FBS)
Scoring Off.	29	99
Rushing Off.	27	108
Scoring Def.	4	107
Rushing Def.	16	98
Passing Off.	14	45
Total Off.	13	89
Passing Def.	75	98
Total Def.	34	111
Kickoff Ret. Avg.	1	122
Punt Ret. Avg.	63	46
Punting	21	36
Passing Eff.	13	66
Turnover Marg.	24	96
Passing Eff. Def.	30	115





# This Week's Opponent: Virginia



## Last Meeting (2011)

<b>3/4 WILLIAM &amp; MARY VIRGINIA</b>	<b>0</b>	<b>0</b>	<b>0</b>	<b>3</b>	<b>3</b>
	<b>3</b>	<b>10</b>	<b>17</b>	<b>10</b>	<b>40</b>

Sept. 3 | Scott Stadium | Charlottesville, Va. | 6:04 p.m. | Attendance: 51,956



## TEAM STATISTICS

	W&M	UVA
<b>FIRST DOWNS</b>	<b>10</b>	<b>26</b>
Rushing	3	13
Passing	5	13
Penalty	2	0
<b>NET YARDS RUSHING</b>	<b>48</b>	<b>240</b>
Rushing Attempts	20	47
Average Per Rush	2.4	5.1
Yards Gained Rushing	66	254
Yards Lost Rushing	18	14
<b>NET YARDS PASSING</b>	<b>121</b>	<b>256</b>
Completions-Attempts-Int	11-34-1	26-36-0
Average Per Attempt	3.6	7.1
Average Per Completion	11.0	9.8
<b>TOTAL OFFENSE YARDS</b>	<b>169</b>	<b>496</b>
Total offense plays	54	83
Average Gain Per Play	3.1	6.0
<b>Fumbles: Number-Lost</b>	<b>1-1</b>	<b>2-0</b>
<b>Penalties: Number-Yards</b>	<b>4-35</b>	<b>8-56</b>
<b>PUNTS-YARDS</b>	<b>8-362</b>	<b>3-121</b>
Average Yards Per Punt	45.2	40.3
Net Yards Per Punt	37.2	33.7
Inside 20	1	0
50+ Yards	3	0
Touchbacks	1	1
Fair catch	1	1
<b>KICKOFFS-YARDS</b>	<b>2-125</b>	<b>8-545</b>
Average Yards Per Kickoff	62.5	68.1
Net Yards Per Kickoff	46.5	49.4
Touchbacks	0	2
<b>Punt returns: Number-Yards-TD</b>	<b>0-0-0</b>	<b>3-44-0</b>
Average Per Return	0.0	14.7
<b>Kickoff returns: Number-Yds-TD</b>	<b>6-110-0</b>	<b>2-32-0</b>
Average Per Return	18.3	16.0
<b>Interceptions: Number-Yds-TD</b>	<b>0-0-0</b>	<b>1-31-0</b>
<b>Fumble Returns: Number-Yds-TD</b>	<b>0-0-0</b>	<b>1-3-0</b>
<b>Miscellaneous Yards</b>	<b>0</b>	<b>0</b>
<b>Possession Time</b>	<b>22:36</b>	<b>37:24</b>
1st Quarter	2:48	12:12
2nd Quarter	5:54	9:06
3rd Quarter	6:55	8:05
4th Quarter	6:59	8:01
<b>Third-Down Conversions</b>	<b>2 of 14</b>	<b>7 of 17</b>
<b>Fourth-Down Conversions</b>	<b>0 of 1</b>	<b>2 of 3</b>
<b>Red-Zone Scores-Chances</b>	<b>1-1</b>	<b>5-5</b>
<b>Sacks By: Number-Yards</b>	<b>1-5</b>	<b>1-7</b>
<b>PAT Kicks</b>	<b>0-0</b>	<b>4-4</b>
<b>Field Goals</b>	<b>1-1</b>	<b>4-4</b>

## ► Game Notes

• W&M was unable to defeat UVA for a second consecutive time, as it earned a 26-14 victory in Charlottesville in 2009.

• Following the win, UVA went on to post an 8-5 record, win road games at Florida State and Miami, and earn a bid to the Chick-fil-A Bowl. W&M, ranked No. 3/4 in the FCS at the time, finished the season with a 5-6 record.

• Current W&M RB coach D.J. Mangas totaled three catches for 32 yards, including a 24-yard grab.

• The Tribe trailed just 13-0 at halftime, but UVA finished the contest with a 496-169 advantage in total yards and controlled the time of possession, 37:24-22:36.

• LB Jabrel Mines equaled a career high with 16 tackles.

• DT George Beerhalter totaled a game-high 3.0 TFL with a sack and a forced fumble.

• Making his collegiate debut as a punter, Drake Kuhn averaged 45.2 yards per punt on his eight kicks.

• W&M converted just 2 of 14 on third-down situations.

• UVA posted a 97-yard TD drive on the first drive of the second half to build a 20-0 lead.

• UVA starting QB, Michael Rocco, completed 14-of-18 passes in the first half; Rocco went on to finish his collegiate career at W&M's longtime rival Richmond

## No. 3/4 Tribe Falls at Virginia in Season Opener, 40-3

CHARLOTTESVILLE, Va. - The No. 3/4 William and Mary football team opened its 2011 season with a 40-3 loss at Virginia on Sept. 3, 2011.

Although the Tribe (0-1) kept the score close early and trailed just 13-0 at halftime, Virginia (1-0) pulled away in the second half. The Cavaliers finished the contest with a 496-169 advantage in total yards and controlled the time of possession, 37:24-22:36.

UVA redshirt freshman tailback Kevin Parks recorded three rushing touchdowns, while placekicker Robert Randolph converted all four of his field goal attempts to provide much of the Cavaliers' scoring production.

W&M sophomore quarterback Michael Graham engineered the Tribe's lone scoring drive in the fourth quarter, as he completed 3-of-5 passes for 62 yards before sophomore placekicker Drake Kuhn connected on a 34-yard field goal. Making his collegiate debut as a punter, Kuhn averaged 45.2 yards per punt on his eight kicks.

Defensively, junior linebacker Jabrel Mines equaled a career high with 16 tackles, while sophomore defensive tackle George Beerhalter totaled a game-high 3.0 tackles for a loss with a sack and a forced fumble.

The Cavaliers took an early 3-0 lead when Randolph's 32-yard field goal capped off a 13-play, 70-yard drive to open the contest.

Virginia extended its lead to 10-0 on a 19-yard touchdown run by Parks with 7:57 remaining in the second quarter. The play punctuated a 7-play, 60-yard drive that lasted 3:29.

After taking over on W&M's 49-yard line following a fumble with 2:19 remaining the half, UVA capitalized off the turnover with a 48-yard field goal from the right hash by Randolph as the clock expired to give the Cavaliers a 13-0 advantage at halftime.

Virginia outgained the College, 212-52, in the opening half and controlled the time of possession, 21:18-8:42.

Although UVA began its opening drive of the second half at its own 3-yard line following a 51-yard punt by Kuhn, the Cavaliers marched 97 yards in just 3:43 and pushed the margin to 20-0 with a 1-yard touchdown run by Parks. The score was set up on the previous play when quarterback Michael Rocco connected on a 40-yard pass to wideout Tim Smith along the W&M sideline.

A 26-yard touchdown run by Parks, his third score of the night, increased Virginia's lead to 27-0 with 4:25 showing in the third quarter.

After an interception by Demetrious Nicholson gave UVA starting field position at W&M's 13-yard line, Randolph converted a 26-yard field goal to give the Cavaliers a 30-0 lead with 2:17 left in the third quarter.

Randolph's fourth field goal of the evening, a 42-yard kick with 12:33 remaining, increased UVA's lead to 33-0.

After a 5-yard touchdown run by Clifton Richardson with 9:35 remaining pushed the margin to 40-0, Graham led the Tribe on an 11-play, 63-yard scoring drive that culminated with a 34-yard field goal by Kuhn.

## SCORING SUMMARY

Team	Qtr	Time	Scoring Play	Conversion	Plays-Yds	TOP	Score
UVA	1st	8:09	Randolph 32 yd FG		13-70	6:51	0-3
UVA	2nd	7:57	Parks 19 yd run	Randolph kick	7-60	3:29	0-10
UVA	2nd	0:00	Randolph 48 yd FG		10-18	2:19	0-13
UVA	3rd	9:31	Parks 1 yd run	Randolph kick	10-97	3:43	0-20
UVA	3rd	4:25	Parks 26 yd run	Randolph kick	3-35	1:05	0-27
UVA	3rd	2:17	Randolph 26 yd FG		4-4	0:47	0-30
UVA	4th	12:33	Randolph 42 yd FG		9-45	3:09	0-33
UVA	4th	9:35	Richardson 5 yd run	Randolph kick	3-34	1:00	0-40
W&M	4th	4:34	Kuhn 34 yd FG		11-63	5:01	3-40

## STATISTICAL LEADERS

### ► William & Mary

Rushing	Att	Yds	TD	Lg	Avg
K. McBride	4	21	0	12	5.2
Grimes	6	20	0	10	3.3
Passing	C-A-I	Yds	TD	Lg	Sacks
Paulus	5-22-0	35	0	21	0
Caprio	3-7-1	24	0	15	0
Graham	3-5	62	0	24	1
Receiving	Rec	Yds	TD	Lg	
Mangas	3	32	0	24	
Kearney	2	38	0	21	
Gottlieb	2	36	0	21	

### ► Virginia

Rushing	Att	Yds	TD	Lg	Avg
Parks	16	114	3	26	7.7
Richardson	7	57	1	19	8.7
Jones	12	56	0	8	4.7
Passing	C-A-I	Yds	TD	Lg	Sack
Rocco	21-29-0	174	0	40	0
Watford	3-5-0	46	0	17	1
Metheny	2-2-0	36	0	26	0
Receiving	Rec	Yds	TD	Lg	
Smith	7	72	0	40	
Jennings	4	61	0	26	



# Depth Charts

## Virginia Offensive Depth Chart

Pos.	No.	Name	Ht.	Wt.	Yr.
WR (X)	9	Canaan Severin	6-2	205	Sr.
	33	Olamide Zaccheaus	5-8	190	Fr.
LT	76	Michael Mooney	6-6	290	Jr.
	67	Jack English	6-5	300	So.
LG	71	Jack McDonald	6-5	290	So.
	60	John Pond	6-3	330	Sr.
C	50	Jackson Matteo	6-5	290	Jr.
	65	Ross Burbank	6-4	310	Sr.
RG	65	Ross Burbank	6-4	310	Sr.
	62	Sean Karl	6-6	310	Jr.
RT	72	Eric Smith	6-5	300	Jr.
	77	Jay Whitmire	6-6	315	Sr.
TE	86	Charlie Hopkins	6-6	255	Sr.
	45	Evan Butts	6-4	240	R-Fr.
	89	Rob Burns	6-7	260	Sr.
QB	15	Matt Johns	6-5	210	Jr.
	2	Conner Brewer	6-5	215	Jr.
	3	Corwin Cutler	6-4	200	R-Fr.
TB	4	Taquan Mizzell	5-10	195	Jr.
	5	Albert Reid	5-9	210	Jr.
	22	Daniel Hamm	5-10	200	So.
	10	Jordan Ellis	5-11	205	R-Fr.
FB	47	Vincent Croce	6-4	260	Sr.
	41	Connor Wingo-Reeves	6-3	230	Jr.
	30	LaChaston Smith	6-0	235	Jr.
WR (Z)	85	Keelon Johnson	6-3	210	Jr.
	82	David Eldridge	6-1	170	Fr.
WR (F)	14	Andre Levrone	6-3	215	So.
	17	Kyle Dockins	6-3	220	Jr.

## Virginia Defensive Depth Chart

Pos.	No.	Name	Ht.	Wt.	Yr.
DE	34	Kwontie Moore	6-2	280	Sr.
	31	Chris Peace	6-1	240	R-Fr.
DT	55	David Dean	6-1	290	Sr.
	56	Andre Miles-Redmond	6-4	280	Jr.
DT	9	Andrew Brown	6-4	280	So.
	93	Donte Wilkins	6-1	290	Jr.
DE	43	Trent Corney	6-3	255	Sr.
	6	Darrious Carter	6-5	235	R-Fr.
SLB	32	Mike Moore	6-4	265	Sr.
	59	Mark Hall	6-2	245	Jr.
MLB	53	Micah Kiser	6-2	240	So.
	30	Dominic Sheppard	6-2	240	Fr.
WLB	51	Zach Bradshaw	6-3	235	Jr.
	27	Malcolm Cook	6-1	205	So.
	29	Eric Gallon	6-2	215	Fr.
CB	26	Maurice Canady	6-2	195	Sr.
	5	Tim Harris	6-2	200	Jr.
FS	3	Quin Blanding	6-2	205	So.
	11	Divante Walker	5-10	185	Jr.
	21	Juan Thornhill	6-1	200	Fr.
SS	38	Kelvin Rainey	6-1	195	Jr.
	28	Wilfred Wahee	5-10	200	Jr.
CB	1	Demetrious Nicholson	5-11	180	Sr.
	39	Darrious Latimore	6-0	165	R-Fr.

## Virginia Special Teams Depth Chart

Pos.	No.	Name	Ht.	Wt.	Yr.
P	18	Nicholas Conte	6-3	225	Jr.
	32	James Coleman	6-2	215	Jr.
PK	14	Ian Frye	6-6	215	Sr.
	91	Dylan Sims	6-0	190	Jr.
KO	91	Dylan Sims	6-0	190	Jr.
	14	Ian Frye	6-6	215	Sr.
Hold	18	Andrew Mackay	6-2	205	So.
LS	42	Tyler Shirley	6-3	225	So.
PR	26	Maurice Canady	6-2	195	Sr.
KOR	4	Taquan Mizzell	5-10	195	Jr.
	5	Albert Reid	5-9	210	Jr.

## Offensive Depth Chart: Virginia Game

Pos.	No.	Name	Elg.	Ht.	Wt.	Notes
WR	89	Daniel Kuzjak	SO	6-2	192	Earned 1st career start at Lafayette, totaled 3 catches for 32 yds
	9	Kevin Hart	JR	5-11	195	Recorded a 58-yd TD catch in opener at Lafayette
WR	88	Christian Reeves	SR	6-4	215	Posted 52-yd TD reception in opener at Lafayette
	22	Jack Armstrong	RFR	6-0	180	Totaled team-high 6 catches for 39 yds in collegiate debut at Laf.
TE	44	Andrew Caskin	SO	6-5	240	Averaged 15.4 yds per catch as a true freshman in '14
	86	Eric Hensley	JR	6-4	255	Appeared in 9 games with 5 starts in '14
LT	62	Chris Durant	SO	6-4	300	Totaled 8 career starts at LT
	65	Garrett Best	RFR	6-5	285	Made collegiate debut as a reserve in opener at Lafayette
LG	71	Jared Templeton	SR	6-4	295	Totaled 9 career starts at LG, LT & RT
	70	Nathan McConnell	RFR	6-5	310	Made collegiate debut as a reserve in opener at Lafayette
C	77	Andrew Jones	SR	6-1	280	Captain; Preseason All-CAA; 1st Team All-CAA in '14; 3-year starter
	55	Kevin Jennings	JR	6-2	280	Earned 1st career start in '14 season finale vs. UR
RG	72	Domenic Martinelli	JR	6-4	295	Started 17 games during the past 3 seasons
	75	Zach Rhodes	SO	6-6	300	Made collegiate debut as a reserve in opener at Lafayette
RT	78	Jerry Ugokwe	JR	6-8	305	Earned 19 starts during the past 3 seasons
	79	Will Jones	RFR	6-7	315	Scout team OL last season
QB	16	Steve Cluley	JR	6-3	215	Threw for 289 yds and 2 TDs (58 yds & 52 yds) in opener at Lafayette
	6	Tommy McKee	RFR	6-2	205	2014 W&M Scout Team Offensive Player of the Year
TB	7	Mikal Abdul-Saboor	SR	5-10	210	Captain; rushed for more than 100 yds in 6 straight games
	23	Kendell Anderson	JR	5-9	200	Rushed for 39 yds on 8 carries in opener at Lafayette
FB	30	Andrew Weidinger	SR	6-0	245	Totaled 9 career starts; 2015 NFF Scholar-Athlete Award nominee
	49	Matt Whalen	FR	6-2	232	True FR who is looking to make collegiate debut

## Defensive Depth Chart: Virginia Game

Pos.	No.	Name	Elg.	Ht.	Wt.	Notes
DE	97	Xavier Roscoe	SO	6-3	235	Earned first career start at Lafayette and posted a TFL
	58	Matt Ahola	SO	6-2	253	Reserve who posted a pair of stops in the opener at Lafayette
DT	99	Tyler Claytor	SR	6-3	295	All-CAA candidate; totaled 5 sacks in last 7 games dating back to '14
	56	Chris Donald	JR	6-3	260	Posted a PBU in season-opening win at Lafayette
DT	73	Isaiah Stephens	SO	6-2	324	Became W&M's 1st true FR to start on DL since 2001 last season
	91	Grey Congo	JR	6-2	275	Reserve who did not appear in any games last season
DE	93	Peyton Gryder	JR	6-3	255	Earned first career start at Lafayette; totaled 3 sacks last season
	45	Spencer Kleinrichert	RFR	6-3	230	Converted LB who was a member of the scout team in '14
WLB	40	Ian Haislip	SR	6-2	230	Totaled 8 tackles and a TFL in season opener at Lafayette
	33	Stephen Lubnow	JR	6-0	220	Recorded 3 solo tackles on kickoff coverage at Lafayette
MLB	50	Luke Rhodes	SR	6-2	242	Captain; Lone FCS player on Butkus Award Watch List
	52	Matt Vlissides	JR	6-0	225	Member of travel squad for 8 games last season
SLB	15	Zach Feters	SR	6-3	235	Totaled 10 tackles (9 solo) in his 1st career start at LB at Lafayette
	32	Josh Dulaney	RFR	6-2	224	2014 W&M Scout Team Defensive Player of the Year
CB	24	Denzel Dykes	SO	5-11	175	Looking to make first career start at UVA
	28	Raeshawn Smith	RFR	5-10	170	Recorded an INT in his collegiate debut at Lafayette
SS	31	Jared Velasquez	SR	6-0	210	All-CAA candidate; 3-year starter; 2nd on team with 73 tackles in '14
	41	Richie DiPietro	SO	5-10	207	Appeared in 10 games with 1 start in '14; totaled 9 tackles and a FF
FS	36	D. Houston-Carson	SR	6-2	195	Captain; totaled career-high 11 tackles at Lafayette
	38	Mike Barta	SO	6-2	190	Posted a tackle in the opener at Lafayette
CB	8	Trey Reed	JR	5-8	160	Totaled 4 solo tackles and 2 PBU's in opener at Lafayette
	19	Corey Parker	FR	5-10	185	True FR who is looking to make collegiate debut

## Special Teams Depth Chart: Virginia Game

Pos.	No.	Name	Elg.	Ht.	Wt.	Notes
KR	23	Kendell Anderson	JR	5-9	200	Reserve RB; career average of 23.0 yds per return
PR	31	Jared Velasquez	SR	6-0	210	Starting SS; returned two punts for 11 yds in opener at Lafayette
PK	13	Nick Dorka, Jr.	SO	6-0	180	Made both FG attempts (32, 20) in opener at Lafayette
KO	13	Nick Dorka, Jr.	SO	6-0	180	Averaged 43.9 yds per kickoff with 2 TB in opener at Lafayette
P	46	Hunter Windmuller	JR	6-4	185	Averaged 51.0 yds per punt (2 punts) in opener at Lafayette
H	46	Hunter Windmuller	JR	6-4	185	Starting punter
LS	69	Jesse Anderson	SO	6-3	220	W&M's snapper in last 13 games
SS	69	Jesse Anderson	SO	6-3	220	W&M's snapper in last 13 games



## William & Mary/Virginia Notes

### A Tribe Win vs. Virginia Would ...

- Mark W&M's second win in its last three matchups at Virginia, as it earned a 26-14 win in 2009 and fell, 40-3, in 2011
- Improve W&M's all-time record vs. UVA to 7-27-1
- Improve W&M's all-time record vs. UVA in Charlottesville to 5-21
- Give W&M its first 2-0 start since 2009; the Tribe won 11 games that season and advanced to the NCAA Semifinals
- Improve head coach Jimmye Laycock's record to 16-11 following bye weeks
- Be head coach Jimmye Laycock's 231st career win - his all-time record is 230-170-2
- Be the 559th win the College's history - the program's all-time record stands at 558-546-41 and is in its 122nd season of football

### Series History

Saturday's contest at Virginia will mark the 35th meeting between the two schools, as UVA holds a 27-6-1 advantage in the all-time series.

While the teams first met in 1908, this season's game will mark just the third matchup between the two programs in the last 20 years.

### A Look Back at the Win in 2009

One of W&M's most memorable victories in recent years was the 2009 season-opening victory at Virginia (26-14), which helped propel the Tribe to an outstanding season that eventually ended in the NCAA Semifinals.

W&M's defensive effort was outstanding all night long, as it caused seven turnovers and held the Cavaliers scoreless in the second half. Additionally, the Tribe limited Virginia to just 269 yards of total offense and 12 first downs, with just 79 yards and four first downs coming in the second half. W&M also dominated the time of possession, winning the battle by more than 11 minutes (35:36-24:24).

Redshirt-freshman cornerback B.W. Webb intercepted three passes, including a 50-yard pick-six late in the fourth quarter to help punctuate the win.

Six Tribe players who participated in the win went on to earn roster spots with NFL teams - Sean Lissemore (DT), Jonathan Grimes (RB), B.W. Webb (CB), Adrian Tracy (DE), R.J. Archer (QB) and David Caldwell (S).

### Recent Success Versus the FBS

W&M has performed well in most of its recent contests against FBS opponents, as its last six matchups versus the top-level competition include a win and three narrow losses. In those six FBS matchups, W&M has owned second half leads in four of those games.

W&M opened the 2009 season with a 26-14 victory at Virginia, while it led North Carolina by 10 points with less than 10 minutes remaining in 2010 before two late touchdowns helped the Tar Heels earn a narrow 21-17 win.

In 2012, the Tribe held Maryland scoreless until midway through the fourth quarter when a late go-ahead touchdown proved to be the difference in the 7-6 decision.

Two years ago, W&M led West Virginia by 10 points midway through the third quarter before eventually falling, 24-17.

<b>2014</b>	<b>Virginia Tech</b>	<b>L, 34-9</b>
	<i>VT beat eventual National Champion Ohio St., 35-21, in Columbus the following week</i>	
<b>2013</b>	<b>West Virginia</b>	<b>L, 24-17</b>
	<i>W&amp;M led by 10 midway through 3Q</i>	
<b>2012</b>	<b>Maryland</b>	<b>L, 7-6</b>
	<i>W&amp;M held UM scoreless until 9:52 remaining</i>	
<b>2011</b>	<b>Virginia</b>	<b>L, 40-3</b>
	<i>UVA won eight games &amp; played in Chick-fil-a Bowl</i>	
<b>2010</b>	<b>North Carolina</b>	<b>L, 21-17</b>
	<i>W&amp;M led by 10 with less than 10 minutes left</i>	
<b>2009</b>	<b>Virginia</b>	<b>W, 26-14</b>
	<i>W&amp;M held UVA to just 269 total yds</i>	

## Tribe by the Numbers

# 1

FCS player (Luke Rhodes) on the 2015 Butkus Award Watch List, which honors the nation's top linebacker Rhodes has averaged 10.0 tackles per game in his three opportunities against FBS foes (Maryland, West Virginia, Virginia Tech).

# 3

Plays of longer than 40 yards posted by the Tribe's offense in the season-opening win at Lafayette. Among those were touchdown passes of 58 and 52 yards.

# 4

Games versus FBS opponents in which W&M has owned second-half leads during the last six seasons.

# 6

Consecutive games in which All-CAA running back Mikal Abdul-Saboor has rushed for more than 100 yards. The impressive stretch equals a school record set by Derek Fitzgerald (1993).

# 7


Players who totaled at least two receptions in the season-opening win at Lafayette. It marked the first time W&M has accomplished the feat since the season-opening win at Virginia in 2009 - a span of 71 games.

# 8

Consecutive wins by W&M during the month of September dating back to the 2013 season.

# 12

Blocks posted by W&M in the last 15 games dating back to late in the 2013 season. W&M ranked first nationally last fall with 10 blocks.



*Zable Stadium is currently undergoing a \$27 million renovation project that will be complete for the 2016 season. When complete, the stadium will include a new upper deck, suites and a press box on the west side of the stadium.*





## Game Notes

### W&M Media Relations Staff

#### Pete Clawson (Primary Football Contact)

Senior Assistant A.D., Public Relations  
(O) 757-221-3369 (E) pmclaw@wm.edu

#### Rob Turner (Football Contact)

Senior Associate Sports Information Director  
(O) 757-221-3370 (E) rrtturn@wm.edu

#### Kris Sears (SID)

(O) 757-221-3368 (E) ksears@wm.edu

#### Jake Skipper (Associate SID)

(O) 757-221-3344 (E) jcskip@wm.edu

#### Andrew Phillips (Assistant SID)

(O) 757-221-3344 (E) atphillips01@wm.edu

#### Tony Vaughn (Assistant Director, Media Relations)

(O) 757-221-3344 (E) acvaughn@wm.edu

**Zable Stadium Press Box Phone:** 757-221-3414

**Sports Information Fax:** 757-221-2989

**Web Site:** www.TribeAthletics.com

#### Mailing Address:

751 Ukrop Way  
Williamsburg, VA 23185

### Weekly CAA Football Coaches Call

Every Monday beginning Aug. 31 CAA football coaches will participate in teleconferences for the media beginning at 10 a.m. (EST). Each coach will have a 10-minute slot to discuss his team and answer questions from the media. During the course of the season, the league will incorporate a featured student-athlete segment at noon, should demand dictate. For the access number and password, contact Eric Wieberg in the CAA office at (804) 545-7225.

10:00 a.m.	CAA Football Update
10:10 a.m.	Jack Cosgrove, Maine
10:20 a.m.	Sean McDonnell, New Hampshire
10:30 a.m.	Everett Withers, James Madison
10:40 a.m.	Greg Gattuso, Albany
10:50 a.m.	Jim Flemming, Rhode Island
11:00 a.m.	Andy Talley, Villanova
11:10 a.m.	Dave Brock, Delaware
11:20 a.m.	Rich Skrosky, Elon
11:30 a.m.	Chuck Priore, Stony Brook
11:40 a.m.	Danny Rocco, Richmond
11:50 a.m.	Jimmy Laycock, William and Mary
12:00 p.m.	Rob Ambrose, Towson
12:10 p.m.	Selected Student-Athlete

### CAA Football Press Box Phone Numbers

Albany	518-442-5895
Delaware	302-831-6199
Elon	336-278-6777
James Madison	540-568-6521
Maine	207-581-1049
New Hampshire	603-862-2645
Rhode Island	401-481-6648
Richmond	804-289-1780
Stony Brook	631-632-4037
Towson	410-704-3102
Villanova	610-519-5290
William and Mary	757-221-3414

### W&M vs. The Atlantic Coast Conference

Since the league was formed in 1953, W&M has gone 11-38 (.224) against opponents from the ACC.

The Tribe has been very competitive in its recent matchups versus ACC teams during the past few seasons. After defeating Virginia, 26-14, in 2009, the College led at North Carolina, 17-7, with less than 10 minutes remaining before the Tar Heels rallied back with two late touchdowns to earn a 21-17 win in 2010. In 2012, the Tribe held Maryland scoreless until midway through the fourth quarter until a late go-ahead touchdown proved to be the difference in the 7-6 decision.

Saturday's game will mark the 10th time in the last 12 seasons that W&M has faced an ACC team. The results of the previous nine contests are listed below.

2004 - at North Carolina (L, 49-38)
2006 - at Maryland (L, 27-14)
2007 - at Virginia Tech (L, 44-3)
2008 - at N.C. State (L, 34-24)
2009 - at Virginia (W, 26-14)
2010 - at North Carolina (L, 21-17)
2011 - at Virginia (L, 40-3)
2012 - at Maryland (L, 7-6)
2014 - at Virginia Tech (L, 34-9)

If games against current ACC members Florida State, Louisville, Miami, Pitt, Syracuse and Virginia Tech before they joined the league are taken into account, the Tribe's all-time record against current ACC teams is 19-79-1 (.197).

The Tribe's last two wins versus ACC opposition have come in Charlottesville, as prior the 2009 effort, the Tribe also downed UVA in 1986, when the College handed the Cavaliers a 41-37 setback.

### W&M-UVA Connection

After beginning his coaching career at Richmond as an assistant for two seasons, Virginia head coach Mike London served as W&M's defensive line coach from 1991-94.

### Playing Well on a Big Stage

Although W&M plays just one FBS opponent per season, senior linebacker Luke Rhodes has made the most of those opportunities during the past three seasons at Maryland (2012), West Virginia (2013) and Virginia Tech (2014).


In those contests, Rhodes averaged 10.0 tackles per game and totaled 1.5 TFL, a forced fumble and a PBU.

### Part of a Big Upset

While no current members of the Tribe were on the roster when W&M last defeated an FBS opponent (Virginia, 2009), W&M tight ends/fullbacks coach Mario Acitelli was part of one of college football greatest upsets in 2007 when Appalachian State defeated No. 5 Michigan. Acitelli played all 72 snaps for the Mountaineers in that memorable victory and later went on to win the 2009 Jacobs Blocking Trophy, which is awarded annually to the Southern Conference's top offensive lineman.

### Did You Know?

The last time the College hosted an ACC opponent in Williamsburg was in 1980, when the Demon Deacons of Wake Forest made a visit to Zable Stadium and defeated the Tribe, 27-7.



*Defensive Line Coach Mike London*

*After beginning his coaching career at Richmond as an assistant for two seasons, Virginia head coach Mike London served as W&M's defensive line coach from 1991-94.*

### Following a Bye Week

William and Mary has traditionally done very well coming off a bye week during head coach Jimmy Laycock's tenure, as the squad has posted a 15-11 all-time mark since 1980.

However, W&M has struggled coming off the open week recently and has won just two of its last nine contests.

Saturday's game will mark the first time W&M has squared off against Virginia following its bye week during Laycock's tenure.

Additionally, W&M's Week 2 bye marks the program's earliest open date since 2006 when it had an off week following a season-opening loss at Maryland.

### Traditionally a Tough Opponent

Although Saturday's game at Virginia will mark the first time W&M has played a FBS opponent following its bye week during Laycock's tenure, the Tribe has traditionally faced tough competition after its open date. During the previous 12 seasons, nine of W&M's opponents have owned a national ranking. The Tribe owns a 4-5 record in those contests.

### On This Date in Tribe Football History

In its 122-year history of competing in football, William & Mary has played eight times on Sept. 19 and owns a 6-2 record. Among those wins is a 37-0 victory at Virginia in 1959.

### Television Broadcast Information

Saturday's game will be broadcast live by ESPN3. Shawn Kenney will work play-by-play, while Stan Lewter will be the analyst. It will be the second of nine Tribe games broadcast this season. W&M's two non-televvised games will be available on TribeAthletics.TV and streamed in HD for free via TribeAthletics.com.



## Team Notes

### Zable Stadium Enhancement Project

On Aug. 26, 2014, William and Mary announced that it had raised \$22 million in private funds to renovate Walter J. Zable Stadium. Two \$6 million gifts, one from Hunter J. Smith '51 and the other from James W. '62, J.D. '64, LL.D. '00 and Frances G. McGlothlin '66, will enable the university to move forward with the project to enhance the 80-year-old football facility.

The renovation project, which is expected to cost a total of \$27 million when completed, also benefited from an initial \$10 million gift in 2012 from the estate of the late Walter J. Zable '37, LL.D. '78.

The plans include a new upper deck, suites and a press box on the west side of the stadium. The overall design features Flemish bond brickwork, slate roofs and gables creating aesthetic continuity with the west and north ends of campus. The renovation got underway in early 2015 and is expected to be complete in time for the 2016 football season.

### Tribe in the NFL

The Tribe was well represented in NFL training camps this summer, as 10 former players were on active rosters - R.J. Archer (Seahawks); Jasper Coleman (Houston Texans); Jerome Couplin III (Eagles); Derek Cox (Patriots); Jonathan Grimes (Texans); Mike Leach (Cardinals); Sean Lissimore (Chargers); Tre McBride (Titans); Mike Reilly (Browns); B.W. Webb (Cowboys). Six of those players were on rosters during Week 1 - Couplin, Grimes, Leach, Lissimore, McBride (practice squad) and Webb (practice squad).

Additionally, a pair of former Tribe players are currently serving as a head coach and coordinator in the NFL - Mike Tomlin '95 (Pittsburgh Steelers, head coach) and Sean McDermott '98 (Carolina Panthers, defensive coordinator). Atlanta Falcons head coach Dan Quinn also has W&M ties, as he was an assistant on the Tribe's staff in 1994.

Also noteworthy is a pair of former W&M head coaches who went on to have extraordinary careers - Marv Levy and Lou

Holtz. Levy served as W&M's head coach from 1964-68 and was followed by Holtz from 1969-71.

### Tribe NFL Draft Picks

When All-American wide receiver Tre McBride was selected by the Tennessee Titans in the seventh round of the 2015 NFL Draft, he became the fifth Tribe player drafted since 2009.

Below are a few notes about W&M's four NFL Draft picks since 2009.

- Leads the CAA and ranks second in the FCS, behind only Montana (6)
- Ranks third in the state of Virginia (behind only Virginia Tech and Virginia)
- Would rank tied for first in the MAC and fifth in C-USA
- Is more than ACC member Duke (4)

### Getting Off to a Good Start

W&M's victory at Lafayette marked just the second season-opening win for the Tribe in the last 14 years. The only other victory during that span came at Virginia (26-14) in 2009.

The Tribe is 9-3 in weeks following a season-opening victory during the Laycock Era.

### First Starts

Three Tribe players earned their first career starts in the season-opening win at Lafayette - WR Daniel Kuzjak, DE Xavier Roscoe and DE Peyton Gryder.

Additionally, LB Zach Fetters earned his start as a defensive player, as the former TE and WR garnered a start on the offensive side as a sophomore.

### Limiting Penalties

After ranking among the nation's least-penalized teams during the past four seasons, W&M is off to another impressive start this fall and was penalized just three times for 25 yards in the opener at Lafayette.

The chart below indicates W&M's national ranking in fewest penalties and fewest penalty yards per game during the

## CAA FOOTBALL CONFERENCE

### 2015 CAA Football Final Standings

	CAA	Overall	H	A
Albany	1-0	1-1	1-0	0-1
James Madison	0-0	2-0	2-0	0-0
Stony Brook	0-0	1-0	1-0	0-0
<b>William &amp; Mary</b>	<b>0-0</b>	<b>1-0</b>	<b>0-0</b>	<b>1-0</b>
Towson	0-0	1-1	1-0	0-1
Richmond	0-0	1-1	0-0	1-1
New Hampshire	0-0	1-1	0-0	1-1
Delaware	0-0	1-1	1-1	0-0
Villanova	0-0	1-1	0-0	1-1
Elon	0-0	1-1	0-0	1-1
Maine	0-0	0-1	0-0	0-1
Rhode Island	0-1	0-2	0-0	0-2

### Last Week's CAA Football Results

Albany def. Rhode Island, 35-7  
 James Madison def. Lehigh, 55-17  
 Delaware def. Lafayette, 19-9  
 Elon def. Gardner-Webb, 21-13  
 New Hampshire def. Colgate, 28-8  
 Richmond def. Hampton, 31-28  
 Villanova def. Fordham, 14-7  
 Towson def. Saint Francis, 35-20  
 Stony Brook def. Cent. Conn. St., 38-9

### Last Week's CAA Football Players of the Week

**Offense:** Stacey Bedell, RB, Stony Brook

**Defense:** Corey Mitchell, LB, Elon

**Special Teams:** Rashad Robinson, CB, James Madison

**Rookie:** Elliot Croskey, RB, Albany

### Around CAA Football This Week

	Time/TV
Saturday, Sept. 19	
Delaware at Villanova	Noon/CSN
Harvard at Rhode Island	1 p.m.
Albany at James Madison	3 p.m./CSN
<b>William &amp; Mary at Virginia</b>	<b>3:30 p.m./ESPN3</b>
VMI at Richmond	6 p.m./CSN-MA+
Holy Cross at Towson	6 p.m.
N.C. A&T at Elon	6 p.m.
New Hampshire at Stony Brook	7 p.m./ASN
Maine at Tulane	8 p.m./ESPN3



For more information on the Tribe, as well as all 11 CAA football teams, check out CAASports.com.



W&M's five NFL Draft picks since 2009 leads the CAA and ranks second among all FCS programs. Additionally, it ranks behind only Virginia and Virginia Tech in the state of Virginia.





## Game Notes

### National Rankings

#### CAA Football in the National Polls

STATS	FCS Coaches
Villanova (6)	Villanova (3)
James Madison (12)	James Madison (10)
New Hampshire (13)	New Hampshire (13)
Richmond (22)	Richmond (23)

#### STATS FCS Top 25 - Week 3

Team (First Place Votes)	Record	Last
1. Jacksonville State (39)	1-1	5
2. Coastal Carolina (36)	2-0	3
3. Sam Houston State (38)	0-1	1
4. North Dakota State (23)	1-1	2
5. Illinois State (6)	1-1	4
6. Villanova (4)	1-1	6
7. South Dakota State (8)	2-0	9
8. Montana	1-1	8
9. Northern Iowa	1-1	14
10. Chattanooga	1-1	10
11. Montana State	1-1	11
12. James Madison	2-0	13
13. New Hampshire	1-1	12
14. Eastern Washington	0-2	7
15. Liberty	1-1	15
16. Youngstown State	1-1	17
17. Cal Poly	1-1	18
18. Fordham	1-1	16
19. Portland State	2-0	24
20. Southeastern Louisiana	5-0	20
21. Eastern Kentucky	1-1	19
22. Richmond	1-1	22
23. Indiana State	1-1	21
24. Northern Arizona	2-0	NR
25. Harvard	0-0	25

#### FCS Coaches Top 25 - Week 3

Team (First Place Votes)	Record	Last
1. Coastal Carolina (14)	2-0	1
2. North Dakota State	1-1	2
3. Villanova	1-1	3
4. Jacksonville State (5)	1-1	6
5. Sam Houston State	0-1	4
6. Illinois State (1)	1-1	5
7. Montana	1-1	8
8. South Dakota State (2)	2-0	10
9. Montana State	1-0	9
10. James Madison	2-0	11
11. Northern Iowa	1-1	14
12. Chattanooga	1-1	12
13. New Hampshire	1-1	15
14. Liberty	1-1	13
15. Eastern Washington	0-2	7
16. Youngstown State	1-1	17
17. Southeastern Louisiana	2-0	18
18. Cal Poly	1-1	20
19. Fordham	1-1	16
20. Portland State	2-0	NR
21. McNeese State	1-0	23
22. Eastern Kentucky	1-1	19
23. Richmond	1-1	23
24. Northern Arizona	2-0	NR
25. Indiana State	1-1	21

past few seasons.

#### National Ranking

Year	Fewest Pen./Gm	Fewest Pen. Yds/Gm
2015	T1st (3.0)	3rd (25.0)
2014	7th (4.7)	5th (40.2)
2013	5th (4.1)	3th (32.2)
2012	8th (4.2)	8th (38.5)
2011	2nd (3.6)	2nd (30.0)

#### Blocking Kicks

After leading the nation in blocks last season (10), W&M picked up right where it left off when senior defensive tackle Tyler Claytor blocked a field goal in the season-opening win at Lafayette.

Last season's total of 10 blocks (six punts, three field goals, one extra point) shattered the previous single-season school record of seven that was set in 1996 (*school records for blocks are only available through 1991*).

Dating back to the 2013 season, W&M has totaled 12 blocks in the past 15 games.

#### Turnover Margin

After ranking sixth nationally in turnover margin average per game (+0.92) in 2014, W&M has a +1.0 average this season.

En route to posting the impressive margin last fall, the Tribe did not commit a turnover in the four games prior to the season finale (W&M committed three turnovers in the season finale vs. Richmond) and posted a +8 turnover margin during the stretch.

It equaled the program's longest stretch without a turnover since closing out the 2010 season.

#### Holding on to Leads

Dating back to the start of the 2013 season, W&M owns a 14-2 record when leading after three quarters.

The only losses came at JMU in 2014 and at No. 20 Villanova in 2013.

#### Importance of Getting Ahead

Dating back to the start of the 2013 season, W&M is 11-5 in games in which it scores first. Conversely, it is 4-6 when the opponent scores first.

#### Staying in the Game

Dating back to the start of the 2009 season, W&M has rarely gotten blown out and has suffered just 12 double-digit margin losses against FCS opponents - a stretch that covers 67 games.

#### Wide Margins

W&M's lopsided season-opening victory at Lafayette continued a trend that began last season, as the Tribe posted an average winning margin of 15.7 and all but one of its seven victories came by at least 10 points.

Conversely, just one of its five losses in 2014 came by less than a touchdown.

#### Success in September

W&M has played well during the month of September in recent years and has posted a 20-6 mark since 2009. During the past three seasons, the Tribe has registered an 8-0 mark during



*With 230 career victories, head coach Jimmie Laycock currently ranks fourth in wins among all active FCS coaches.*

the month.

#### Capitalizing on Turnovers

Dating back to the start of the 2013 season, W&M has generated 44 turnovers and turned them into 156 points.

#### Back-to-Back 7-Win Seasons

After posting consecutive seven-win seasons, W&M will look to match - or eclipse - the impressive total for a third straight year this fall.

The Tribe has recorded just three such stretches of at least seven wins during the program's history - 1946-48; 1992-98; 2008-10.

#### Looking to End a Playoff Drought

Although W&M earned four NCAA Playoff bids from 2001-10, the program's last trip to the postseason came in 2010. With seven wins in each of the past two seasons, the Tribe has come up just one victory shy of earning a spot in the playoffs during each of the past two campaigns - both of which concluded with season-closing losses to Richmond.

#### W&M a Special Place for Special Teams

A Tribe standout has earned the CAA Special Teams Player of the Year honor during each of the past five seasons - Jonathan Grimes (2010, 2011), B.W. Webb (2012), Tre McBride (2013) and John Carpenter (2014).

#### National Preseason Honors

Senior linebacker Luke Rhodes highlighted the Tribe's list of players who earned preseason accolades, as he was the lone FCS player selected to the Butkus Award Watch List, which honors the nation's top linebackers. A STATS FCS Preseason All-America First Team honoree, Rhodes was also chosen to the STATS FCS Defensive Player of the Year Watch List, which includes the nation's top 22 defensive players at the FCS level.

In addition to Rhodes, senior defensive back DeAndre Houston-Carson (second team) and center Andrew Jones (third team) also earned STATS preseason All-America honors.

#### Preseason All-CAA

W&M was well represented on the preseason All-CAA team as four standouts earned honors. The Tribe's total of four





*W&M has won its last eight games during the month of September. Additionally, dating back to the 2009 season, the Tribe has posted a 20-6 mark during the month.*

all-conference selections tied for the most of any team in the league (with Richmond). Representing W&M on the preseason All-CAA team were all four of the Tribe's senior captains – running back Mikal Abdul-Saboor, defensive back DeAndre Houston-Carson, center Andrew Jones and linebacker Luke Rhodes.

## New Faces

After the departure of two assistant coaches who left for new positions during the offseason – Tom Clark (VMI) and Joe Brady (Penn State) – the Tribe's staff includes two first-year assistants – Marvin Cleidor (DB) and Bo Revell (TE). Cleidor, a former standout DB at Lafayette College, comes to W&M after stints at Monmouth, Rutgers, Wagner and Wilkes. Revell was a team captain and tight end on the Tribe's roster last season.

## Strength of the CAA

With four teams ranked in both of the preseason national polls, the Colonial Athletic Association continues to build its reputation as the country's premier conference at the FCS level. Below are just a few notes to substantiate that claim.

- Eight CAA teams have reached the FCS national title game since 2003
- CAA teams have combined to earn 90 total playoff berths, while at least three league teams have earned a spot every year since 2006
- Eleven CAA teams have reached the national semifinals during the last seven seasons
- Nine of the CAA's 12 schools were nationally ranked at one point during the 2014 season
- The CAA posted a 24-10 (.706) record vs non-conference FCS opponents in 2014
- The CAA has produced five national championships
- During the last 11 years, 31 players from the CAA have been drafted

## Tough Schedule

In addition to squaring off at FBS foe Virginia, the Tribe's challenging 2015 slate includes four games against teams that are currently ranked in the STATS and Coaches top 25 polls.

## On the Road

In addition to squaring off against a number of tough opponents this fall, W&M plays four of its first five games on the road. Additionally, the Tribe will play just one game at Zable Stadium through mid-October.

The challenging opening stretch marks the first time W&M has faced such a road test since it played four consecutive games on the road to open the 2003 season.

## Captains

The Tribe is led by a quartet of captains this season – senior linebacker Luke Rhodes, senior running back Mikal Abdul-Saboor, senior center Andrew Jones and senior defensive back DeAndre Houston-Carson.

Rhodes is a two-time team captain, which makes him just the 11th player to earn the honor multiple times in the program's 122-year history.

## Preseason CAA Rankings

The Tribe was selected to finish fourth the CAA preseason poll, which was voted on by the league's coaches and sports information directors.

Villanova was tabbed to win the league and was followed by James Madison and New Hampshire.

## The Tribe on TV

Tribe football fans unable to make it to games this season have multiple opportunities to follow the team on television, as nine of the Tribe's contests will be broadcast live. Additionally, W&M's two non-televised games will be streamed online live in HD at [TribeAthletics.com](http://TribeAthletics.com).

Highlighting the Tribe's slate of broadcast games is a pair of nationally televised matchups on NBC Sports Network – at Delaware (Oct. 3) and vs. James Madison (Oct. 31).

W&M's regionally televised games on NBC Sports Regional Networks (Comcast SportsNet) include home games against Stony Brook (Sept. 26) and New Hampshire (Oct. 17), as well as road games at Villanova (Oct. 10), Elon (Nov. 7) and Richmond (Nov. 21). However, the UR broadcast is still tentative, as CSN will decide between the long-standing rivalry

## 2015 Honor Roll

### Mikal Abdul-Saboor

- Preseason All-CAA

### DeAndre Houston-Carson

- Preseason All-America Second Team (STATS)
- Preseason All-CAA

### Andrew Jones

- Preseason All-America Third Team (STATS)
- Preseason All-CAA

### Luke Rhodes

- Butkus Award Watch List
- FCS Defensive Player of the Year Watch List (STATS)
- Preseason All-America First Team (STATS)
- Preseason All-America Fabulous Fifty (College Sporting News)
- Preseason All-America First Team (College Sports Madness)
- Preseason All-CAA

### Andrew Weidinger

- National Football Foundation Scholar-Athlete Award Nominee



## Game Notes

### Tribe Record Watch (Career)

#### Rushing Yards

1. Jonathan Grimes, 2008-11	4541
2. Derek Fitzgerald, 1992-95	3744
3. Robert Green, 1988-90	3543
4. Troy Keen, 1992-95	2949
5. Alvin Porch, 1994-97	2750
6. Jon Smith, 2001-04	2546
7. Elijah Brooks, 2004-06	2536
8. Tyrone Shelton, 1987-90	2534
9. <b>Mikal Abdul-Saboor, 2011-</b>	<b>2435</b>
10. Jim Krus, 1975-77	2404

#### Rushing Touchdowns


1. Troy Keen, 1992-95	42
2. Robert Green, 1988-90	40
3. Jon Smith, 2001-04	39
4. Jonathan Grimes, 2008-11	34
5. Derek Fitzgerald, 1992-95	32
6. Elijah Brooks, 2004-06	32
7. <b>Mikal Abdul-Saboor, 2011-</b>	<b>20</b>
Michael Clemons, 1983-86	20
9. David Corley, Jr., 1999-02	19
Bill Deery, 1972-74	19
Phil Mosser, 1970-71	19

#### All-Purpose Yards

1. Jonathan Grimes, 2008-11	7955
2. Robert Green, 1988-90	4613
3. Derek Fitzgerald, 1992-95	4535
4. Michael Clemons, 1983-86	4448
5. Tre McBride, 2011-14	4281
6. Troy Keen, 1992-95	4124
7. Alvin Porch, 1994-97	3215
8. Tyrone Shelton, 1987-90	2985
-- <b>Mikal Abdul-Saboor, 2011-</b>	<b>2787</b>

#### Passing Yards

1. David Corley, Jr., 1999-02	9805
2. Stan Yagiello, 1981-85	8249
3. Jake Phillips, 2005-08	7371
4. Mike Cook, 1995-98	7295
5. Chris Hakel, 1988-91	7025
6. Lang Campbell, 2001-04	6494
7. Shawn Knight, 1991-94	5705
8. Chris Garrity, 1979-81	4536
9. Tom Rozantz, 1975-78	4019
10. Dan Darragh, 1965-67	3361
-- <b>Steve Cluley, 2012-</b>	<b>2370</b>



*Mike Tomlin, Marv Levy and Lou Holtz all have ties to W&M, as Tomlin was a wide receiver for the Tribe from 1990-94 while Levy (1964-68) and Holtz (1969-71) both served as head coaches.*

and the Villanova-James Madison contest no later than two weeks in advance.

Additional televised games include road matchups at Lafayette (Sept. 5 – ESPN3, LSN TV RCN 4/8 WPBH 60) and Virginia (Sept. 19 – ESPN3).

W&M's two non-televised games – Hampton (Oct. 24) and Towson (Nov. 14) – will be streamed online live in HD for free at [TribeAthletics.com](http://TribeAthletics.com).

#### It's A Winner

In his 35 full seasons at W&M, head coach Jimmie Laycock has secured 23 winning seasons.

The achievement is remarkable when considering the program had just seven winning seasons in the previous 30 years (1950 – 1979) prior to his taking control of the program for the 1980 season.

#### Against the Best

Since 2004, W&M is 19-33 in games against nationally ranked foes.

After going 4-1 versus ranked foes in 2010, which included victories against No. 1 Villanova, No. 2 Delaware, No. 8 New Hampshire and No. 18 Richmond, W&M has posted a 4-16 record against ranked teams during the past four seasons.

#### Historical Success in Close Games

Since taking the W&M football program in 1980, head coach Jimmie Laycock's squads have played in 65 games decided by three or fewer points. W&M has experienced tremendous success in those contests, totaling an impressive 35-28-2 record. Additionally, W&M owns an 11-10 mark in close games on the road since 2000.

Additionally, the Tribe has posted a 7-4 record in overtime games.

#### Nearing 20K Points

Currently in its 122nd season, and having played 1,145 games, W&M is closing in on 20,000 points scored (19,814).

#### Success at Home

W&M has posted a 9-3 record at home since the start of the 2013 season, which represents a 75.0 winning percentage. All three of the losses have come against ranked teams.

#### Chesapeake Bank Jimmie Laycock Radio Show

The Chesapeake Bank Jimmie Laycock Show will broadcast live at Paul's Deli on the Tribe's flagship stations 92.3 FM The Tide and 107.9 Bach FM each Tuesday this season. The show will begin on-site at 6:30 p.m. with the live interview airing from 7 - 7:30 p.m.

Longtime Tribe play-by-play announcer Jay Colley will host the broadcast from Paul's Deli, located at 761 Scotland Street.

Fans unable to pick up the broadcast locally can listen online at [TribeAthletics.com](http://TribeAthletics.com).

### Team Offensive Notes

#### Strong Start

W&M opened the 2015 campaign with a strong start offensively in the win at Lafayette by registering 483 yards of total offense. Just once since the start of the 2012 season has the Tribe recorded more total yards (Villanova, 2014 - 518 yds).

#### Balanced Passing Attack

W&M utilized a balanced passing attack in the season-opening win at Lafayette, as seven different players totaled at least two receptions.

It marked the first time at least seven players recorded multiple catches since the 2009 season-opening win at Virginia - a span of 71 games.

#### Big Plays

W&M posted three plays of at least 40 yards in the season-opening win Lafayette, which included touchdown passes of 58 and 52 yards.

Dating back to the start of the 2013 season, W&M has posted 25 plays of at least 40 yards.





Dating back through the 2005 season, W&M has recorded at least 10 plays of 40 yards in a season four times - 2013 (11); 2014 (11), 2009 (10) and 2007 (10).

During the recent stretch, the record for most "big" passing plays is 10 (2007, 2013) and the mark for most "big" rushing plays is three (2008, 2009, 2011, 2014).

## Third Down Success

W&M converted 9-of-14 third down situations in the season opener at Lafayette. The Tribe was especially effective in the opening half when it converted 8-of-9 opportunities on third down.

Additionally, W&M converted its only fourth-down attempt in the win.

## Red Zone Success

W&M made the most of its trips into the red zone in the season-opening win at Lafayette, as it scored on all three of its opportunities.

## Protecting the Ball

After ranking second nationally in fewest turnovers last season (11), W&M continued that success in the season-opening win at Lafayette by committing just one turnover (an interception).

En route to posting the impressive numbers in 2014, the Tribe did not commit a turnover in four of the final five games.

Quarterback Steve Cluley was a big part of that success, as he posted a stretch of 138 passing attempts without throwing an interception and threw just four all season.

Dating back to the start of the 2013 campaign (25 games), W&M signal callers have combined to throw just 11 interceptions in 619 attempts (one INT per every 56.3 passes).

## Ground Game Success

After averaging 174.0 rushing yards per game during the final six games last season, W&M continued that trend of success in the season-opening win at Lafayette when it totaled 194 yards on the ground.

The Tribe's best effort during the six-game closing stretch last fall came against Elon when it totaled a season-high 246 rushing yards. The impressive performance came just two weeks after W&M registered 245 yards on the ground against Delaware.

## Ground Game Production is Key

Since 2011, W&M's ability to run the ball well has been indicative of its overall success. The Tribe has averaged 189.5 rushing yards per game in its 22 wins (4,170) rushing yards), while it has averaged just 131.0 yards per game on the ground in its 24 losses (3,145 rushing yards).

Since joining the league in 1993, W&M has rushed for at least 200 yards 67 times and posted a 63-4 record in those contests.

## Productivity on the Ground

Senior running back Mikal Abdul-Saboor has posted 100-yard rushing efforts in 14 of his 21 career starts. The 14 100-yard rushing games ranks fourth in school history.

Dating back to last season, he has posted a school-record six consecutive 100-yard performances (equals the mark set by Derek Fitzgerald in 1993).



*W&M totaled 483 yards of total offense in the season-opening win at Lafayette. Just once since the start of the 2012 season has the Tribe posted a better offensive effort.*

## Rushing Touchdowns

After totaling 20 rushing touchdowns last season, W&M is off to another strong start this year and rushed for a pair of scores in the season-opening win at Lafayette.

W&M's 20 rushing touchdowns last fall marked just the fifth time since 2000 that the Tribe found the end zone at least 20 times on the ground. The other seasons include: 2004 (28); 2001, 2009 (23); 2005 (22).

## A Stat to Watch

Dating back through the 2011 season, W&M has struggled to win games in which it has thrown at least 30 passes and owns a 2-11 mark in such contests.

W&M's only two wins came in the 2015 season opener at Lafayette and in the overtime victory at Stony Brook last season.

## Team Defensive Notes

### Strong Start

W&M posted an impressive effort defensively in the season-opening win at Lafayette. In addition to limiting LC to just 332 yards - just 89 yards on the ground - it held the Leopards scoreless in the second half and forced two turnovers.

Additionally, the seven points allowed represented W&M's best defensive effort in a season opener since 2012 when it was edged at Maryland, 7-6. It also marks just the second time in the last 18 years that W&M has allowed as few as seven points in a lidlifter.

### Red Zone Defense

Although Lafayette totaled four trips into the red zone in the season opener, W&M allowed the Leopards to score on just one of those trips. The Tribe halted two of those drives with interceptions in the end zone, while its stopped another with a blocked field goal.

## Tribe Record Watch (Career)

### Total Offense

1.	David Corley, Jr., 1999-02	10948
2.	Stan Yagiello, 1981-85	8168
3.	Jake Phillips, 2005-08	7983
4.	Mike Cook, 1995-98	7245
5.	Lang Campbell, 2001-04	7149
6.	Chris Hakel, 1988-91	7058
7.	Shawn Knight, 1991-94	6408
8.	Tom Rozantz, 1975-78	5385
9.	Bill Deery, 1972-74	4589
10.	Jonathan Grimes, 2008-11	4547
--	<b>Steve Cluley, 2012-</b>	<b>2370</b>

### Passing Attempts

1.	Stan Yagiello, 1981-85	1246
2.	David Corley, Jr., 199-02	1168
3.	Jake Phillips, 2005-08	972
4.	Chris Garrity, 1979-81	913
5.	Mike Cook, 1995-98	872
6.	Chris Hakel, 1988-91	869
7.	Lang Campbell, 2001-04	869
8.	Tom Rozantz, 1975-78	696
9.	Shawn Knight, 1991-94	580
10.	Dan Darragh, 1965-67	535
--	<b>Steve Cluley, 2012-</b>	<b>326</b>

### Passing Completions

1.	Stan Yagiello, 1981-85	737
2.	David Corley, Jr., 199-02	676
3.	Jake Phillips, 2005-08	568
4.	Mike Cook, 1995-98	540
5.	Chris Hakel, 1988-91	523
6.	Lang Campbell, 2001-04	495
7.	Chris Garrity, 1979-81	407
8.	Shawn Knight, 1991-94	380
9.	Tom Rozantz, 1975-78	315
10.	R.J. Archer, 2006-09	289
--	<b>Steve Cluley, 2012-</b>	<b>188</b>

### Tackles (includes players who finished careers since 1990)

1.	Jude Waddy, 1993-97	422
2.	Stefon Moody, 1992-96	377
3.	Todd Greineder, 1997-00	370
4.	Brad Uhl, 1986-90	357
5.	Mohammed Youssofi, 1998-02	333
6.	Sean McDermott, 1993-97	322
7.	Jason Miller, 1991-95	316
8.	Chris Stahl, 1998-01	308
9.	Daren Sharper, 1993-96	296
10.	Eric Lambert, 1989-93	294
--	<b>Luke Rhodes, 2011-</b>	<b>270</b>



## Game Notes

### Tribe Record Watch (Career)

#### Most 100-Yard Rushing Games

1.	19	Derek Fitzgerald	1991-1995
2.	17	Jonathan Grimes	2008-2011
3.	15	Robert Green	1988-1991
4.	14	<b>Mikal Abdul-Saboor</b>	<b>2011-</b>
	14	Alvin Porch	1993-1997
6.	11	Jim Kruis	1975-1977
7.	10	Troy Keen	1992-1995
8.	9	Tyrone Shelton	1987-1990
9.	7	Michael Clemons	1983-1986
	7	Todd Bushnell	1970-1972

#### Most 200-Yard Passing Games

1.	31	David Corley, Jr.	1998-2002
2.	24	Chris Hakel	1987-1991
3.	22	Mike Cook	1994-1998
4.	20	Jake Phillips	2005-2008
	20	Stan Yagiello	1982-1985
6.	18	Lang Campbell	2001-2004
7.	13	Shawn Knight	1990-1994
8.	7	Kenny Lambiotte	1985-1986
	7	David Murphy	1981-1983
10.	6	R.J. Archer	2006-2009
	6	Craig Argo	1986-1989
--	4	<b>Steve Cluley</b>	<b>2012-</b>

#### Rare Occurrence

While W&M posted a strong defensive effort in the season-opening win at Lafayette, it did not record a sack. It marked just the third time since the start of the 2013 season that W&M has failed to register a sack.

W&M ranked 14th nationally in sacks per game (2.8) in 2014, while its 34 sacks ranks as the sixth most in school history (see top-10 list below).

#### W&M Top-10 Single-Season Sack Totals

1. 49 - 2009
2. 46 - 1996
3. 45 - 1990
4. 35 - 1989
5. 35 - 1988
6. **34 - 2014**
7. 31 - 2013
8. 31 - 1999
9. 31 - 1997
10. 30 - 2004

#### Tough to Score Against

W&M has established itself as one of the nation's top defensive teams during the past few seasons. In addition to ranking second nationally in scoring defense in 2013 (14.0), the Tribe also ranked second in 2009 (12.1) and sixth in 2010 (16.7).

Dating back to 2009, W&M is allowing just 18.2 ppg during the last 67 contests (1,222 total points). During that stretch, the Tribe has posted five shutouts and allowed fewer than half its opponents score more than 20 points (28 total).

Additionally, W&M has held 11 opponents without a touchdown since the start of the 2009 season.

#### Especially Tough at Home

The Tribe defense has been outstanding in home games since the start of the 2009 season and is allowing just 15.5 points per game at Zable Stadium during the stretch.

During the stretch of 33 games (512 points), W&M has posted five shutouts.

The Tribe has posted an 23-10 record at home during that span.

#### Less Than 40

W&M has not allowed an opponent to score more than 40 points since late in the 2012 season - a stretch that spans 26 games.

#### First Half Defense

Dating back to the start of the 2013 season, W&M has held seven of its opponents scoreless during the opening half. Additionally, just eight of the Tribe's 25 opponents during that span have scored more than a touchdown during the opening 30 minutes.

#### Creating Turnovers

Since the start of the 2013 season, W&M has generated 44 turnovers and has posted a +17 turnover margin. En route to earning a +11 turnover margin last season, the Tribe ranked sixth nationally with a +0.92 turnover margin average per game. W&M is off to another strong start this season (+1).

#### Defending the Pass

The opposition has found it difficult to score through the air against W&M during the past few seasons, as the Tribe has allowed just 59 touchdown passes in the last 59 games (1.0 per contest) dating back to the start of the 2010 campaign.

#### Shutting Down the Pass

Dating back to the 2011 season, only three opponents have passed for more than 300 yards against the Tribe - New Hampshire (2011), Hampton and James Madison (2014).

#### Established Defense

Since the start of the 2007 season, a span of 95 games, the Tribe has allowed more than 300 passing yards just five times - New Hampshire (2008, 2011), Delaware (2009), Hampton (2014) and James Madison (2014).

Additionally, since the start of the 2009 season, a span of 73 games, W&M has allowed more than 150 yards on the ground just 23 times.

#### Limiting Big Plays

Since the start of the 2011 season (47 games), W&M has allowed just 18 plays 40 yards or longer.



*In addition to limiting Lafayette to just seven points, W&M held the Leopards to 332 total yards, recorded two interceptions and blocked a field goal.*





During that same 47-game stretch, W&M has allowed just nine rushes of 30 yards or longer.

## Impressive Efforts

Since the start of the 2011 season, W&M has allowed less than 300 yards of total offense in nearly a third of its games (14 times in 47 games). The Tribe has posted an 12-2 record in those contests, with its lone losses coming at Maryland (2012) and at Rhode Island (2011).

## Defensive/Special Teams Scores

W&M's defense and special teams accounted for 25 points last season, which continues a recent trend. Dating back to the 2007 season, the Tribe's defense and special teams have generated 188 points (26 touchdowns / two safeties / one extra point return).

During the last 23 games, W&M has scored eight defensive / special teams touchdowns as well as a safety and an extra point return.

A complete detailed list of the defensive and special teams scores during that span are available on page 14.

## Opening Drives

Tribe opponents have had a difficult time reaching the end zone on their opening drives during the past few seasons, as just 11 of W&M's last 68 opponents have scored a touchdown.

## Shutout History

Although W&M did not post a shutout last season, it blanked a pair of opponents in 2013 (New Hampshire and Rhode Island). The efforts marked the third time W&M has posted two shutouts in the same season during the Jimmie Laycock era. W&M also accomplished the feat twice in 1995 and 2009.

The Tribe has posted 14 shutouts during the Laycock era, with more than a third of them (five) having come since 2009.

The Tribe last blanked three opponents during the same season in 1976.

## Joining Elite Company

With Luke Rhodes' selection to the 2014 STATS FCS Defensive Player of the Year Award Watch List, he becomes the fifth Tribe player in the last seven years to earn a spot on the prestigious award's watch list (formerly called the Buchanan Award Watch List). The previous Tribe honorees include Adrian Tracy (2009), B.W. Webb (2012), Jerome Couplin III (2013) and Mike Reilly. Tracy was a sixth round draft pick by the New York Giants in 2010, while Webb was a fourth round pick by the Dallas Cowboys in 2013. Couplin (Detroit Lions) and Mike Reilly (Cleveland Browns) both signed free agent contracts.

## Quarterback Notes

### Steve Cluley

- Completed 20-of-30 passes for 289 yards with two touchdowns in the season-opening win at Lafayette; yardage total marked the second-best effort of his career; completed three passes longer than 40 yards, including touchdown throws of 58 yds and 52 yds
- Has completed 11 passes for more than 40 yards dating back to the start of last season (2015 - 3; 2014 - 8).



*Quarterback Steve Cluley threw for 289 yards with two touchdowns (58, 52 yds) in the season-opening win at Lafayette.*

- When he started the season opener at Lafayette, Cluley became W&M's first QB to return after starting every game during the previous season since 2008 (Jake Phillips)
- Threw just four interceptions in first season as a starter in 2014 (287 passing attempts); posted a stretch of 138 passing attempts without an INT
- Best performance last season came vs. No. 5/4 Villanova when he threw for a career-high 350 yards with three touchdowns; performance marked the 18th-best single-game passing yardage total in school history

### Tommy McKee

- Made his collegiate debut in the season-opening win at Lafayette but did not throw a pass
- Honored as W&M's 2014 Scout Team Offensive Player of the Year

## Running Back Notes

### Mikal Abdul-Saboor

- Posted his sixth-consecutive 100-yard rushing effort (dating back to last season) with 103 yards on 17 carries with two touchdowns in win at Lafayette; the feat matches the school record set by Derek Fitzgerald in 1993
- Ranks ninth on W&M's career rushing list (2,435) and seventh all-time in rushing touchdowns (20)
- Recorded 14 career 100-yard rushing games, which ranks tied for fourth in school history
- Team captain
- Preseason All-CAA selection
- Earned first-team All-CAA honors in 2014 after leading the CAA and ranking 13th nationally in rushing yards per game (115.1)
- Registered two of the top-10 rushing performances in school history in 2014, totaling 198 yards in the victory against Delaware and 189 yards in the win versus Elon
- Three-time CAA Academic All-Conference Team selection

## The Tribe in 2015

Overall:	1-0
At home:	0 - 0
Away:	1 - 0
On grass:	0 - 0
On turf:	1 - 0
At night:	1 - 0
On TV:	1 - 0
CAA Football overall:	0 - 0
CAA Football home:	0 - 0
CAA Football road:	0 - 0
By Month:	
September:	1 - 0
October:	0 - 0
November:	0 - 0
December:	0 - 0

When scoring first	1 - 0
When opponent scores first	0 - 0
When leading at half	1 - 0
When trailing at half	0 - 0
When tied at half	0 - 0
When leading after 3 qtrs	1 - 0
When trailing after 3 qtrs	0 - 0
When tied after 3 qtrs	0 - 0
When in overtime	0 - 0
When out-passing opponent	1 - 0
When out-rushing opponent	1 - 0
When out-gaining opp. (total off.)	1 - 0
When out-gained by opp.	0 - 0
When leading TOP	1 - 0
When trailing TOP	0 - 0
With an individual 100-yd rusher	1 - 0
With an individual 200-yd passer	1 - 0
With opponent 100-yd rusher	0 - 0
With opponent 200-yd passer	0 - 0
When leading turnover ratio	1 - 0
When trailing turnover ratio	0 - 0



@TribeAthletics  
@TribeGameDay  
@WMTribeFootball



William and Mary Tribe Athletics

YouTube [youtube.com/tribeathletics](http://youtube.com/tribeathletics)



## Game Notes

### Defensive & Special Teams Scores (Since 2007)

#### 2014

K. Anderson ..... 2-yd blocked punt ret. at JMU  
D. Houston-Carson .... 85-yd blocked extra point ret. vs. Lafayette  
I. Tagoe ..... 66-yd blocked FG ret. vs. Norfolk St.  
A. Green ..... Safety vs. Norfolk St.  
J. Velasquez ..... 39-yd INT ret. vs. Norfolk St.

#### 2013

A. Green ..... 40-yd fumble ret. at Richmond  
J. Couplin ..... 51-yd fumble ret. at Delaware  
J. Velasquez ..... 90-yd INT ret. vs. James Madison  
A. Green ..... 25-yd INT ret. at Lafayette  
M. Harvey ..... 29-yd INT ret. at Lafayette

#### 2012

B.W. Webb ..... 91-yd punt ret. vs. Delaware

#### 2010

E. Franks ..... 48-yd INT ret. vs. Georgia Southern  
D. Cook ..... 84-yd INT ret. vs. Villanova  
D. Cook ..... 50-yd INT ret. at Maine  
J. Couplin ..... 22-yd INT ret. vs. VMI  
B.W. Webb ..... 64-yd punt ret. vs. VMI

#### 2009

B.W. Webb ..... 58-yd INT ret. vs. Weber State  
J. Trantin ..... 60-yd INT ret. vs. Weber State  
K. O'Brien ..... Safety vs. Rhode Island  
B.W. Webb ..... 50-yd INT ret. at Virginia

#### 2008

D. Cox ..... 80-yd punt ret. vs. Richmond  
D. Cox ..... 12-yd INT ret. vs. Northeastern  
D. Cox ..... 89-yd punt ret. vs. Northeastern  
D. Caldwell ..... 62-yd INT ret. vs. Rhode Island  
J. Grimes ..... 97-yd kickoff ret. vs. Villanova  
D. Caldwell ..... 66-yd blocked FG ret. vs. Norfolk St.  
D. Cox ..... 45-yd INT ret. at N.C. State

#### 2007

M. Pigram ..... 42-yd fumble ret. vs. James Madison  
T. Wells ..... 28-yd fumble ret. vs. Delaware

#### Kendell Anderson

- Rushed for 39 yards on eight carries in the season-opening win at Lafayette
- Ranked second on the team in rushing yards (314) and rushing touchdowns (five) last season
- Averaged 4.8 yards per carry in 2014

#### Jonathan Dunn

- Made his collegiate debut in the season-opening win at Lafayette and totaled 25 rushing yards on five carries
- Honored as the 2013 W&M QB Club Scout Team Offensive Player of the Year

#### Andrew Weidinger

- Earned nine career starts
- W&M's National Football Foundation Scholar-Athlete Award nominee
- Earned the team's John A. Stewart Winter Warrior Award for his work on the field and in the off-season training program
- Three-time CAA Academic All-Conference Team selection
- Converted from linebacker to fullback in 2012 after being selected as the team's scout team defensive player of the year in 2011

### Wide Receiver/Tight End Notes

#### DeVonte Dedmon

- Missed the season opener with an illness
- Became the first true freshman to start at WR for W&M since Terry Hammons (1991) when he started in the win at Hampton last season
- Ranked third on the team with 24 receptions for 300 yards with a touchdown
- Averaged 13.9 yards per carry
- Averaged 30.0 yards per kickoff return (11 returns)
- Best performance last season came at JMU; despite missing the fourth quarter due to injury, he totaled 174 all-purpose yards; recorded his first career touchdown reception (30 yds); posted a 77-yard kickoff return that helped set up a touchdown

#### Christian Reeves

- Totaled two catches for 62 yards, including a 52-yard touchdown reception, in the season-opening win at Lafayette
- Transferred from Virginia Tech prior to his sophomore season
- Best career performance came in win against No. 16/17 New Hampshire in 2013 when he totaled four receptions for 109 yards
- 2014 CAA Academic All-Conference Team selection

#### Daniel Kuzjak

- Earned his first career start in the season-opening win at Lafayette and totaled three catches for 32 yards

#### Jack Armstrong

- Made his collegiate debut in the season-opening win at Lafayette and totaled a team-high six catches for 39 yards



*Wide receiver Christian Reeves hauled in a 52-yard touchdown catch in the season-opening win at Lafayette.*

#### Kevin Hart

- Totaled two catches for 60 yards, including a 58-yard touchdown reception, in the season-opening win at Lafayette
- Best career performance came in the 2013 season finale at Richmond when he totaled seven receptions for 72 yards

#### Flynn Heald

- Recorded two catches for 57 yards, including a career-long 44-yard reception, in the season-opening win at Lafayette

#### Andrew Caskin

- Totaled two catches for 14 yards in the season-opening win at Lafayette
- Earned four starts as a true freshman last season, becoming W&M's lone true freshman to start at tight end dating back through 1989 (*records of starters is not available prior to 1989*)
- 2014 CAA Academic All-Conference Team selection

#### Eric Hensley

- Appeared in nine games and earned five starts last season

### Offensive Line Notes

#### Andrew Jones

- Team captain
- Preseason All-America Third Team selection (STATS)
- Preseason All-CAA selection
- Currently in his third season as W&M's starting center with 19 career starts
- Two-time CAA Academic All-Conference Team selection

#### Chris Durant

- Totaled eight career starts at left tackle
- Started seven games at left tackle in 2014; missed five games with injury
- Earned his first career start at left tackle as a redshirt





freshman in the 2014 season opener at Virginia Tech

## Connor Hilland

- Missed the season-opener at Lafayette with an injury
- Started eight games at left guard in 2014; missed four games with injury
- Earned his first career start at left guard as a redshirt freshman in the 2014 season opener at Virginia Tech

## Domenic Martinelli

- Totaled 17 career starts at right guard and right tackle
- Started the first seven games at right guard in 2014 before suffering a season-ending injury
- CAA Academic All-Conference Team selection

## Jerry Ugokwe

- Totaled 20 career starts at right tackle and left tackle
- Started all 11 games in which he appeared last season - all coming at right tackle

## Nick Easter

- Earned starts in eight games last season, coming at right guard, left guard and right tackle
- Two-time CAA Academic All-Conference Team selection

## Jared Templeton

- Totaled nine starts during his career at left guard, left tackle and right tackle
- Started at left guard in the season opener at Lafayette
- Earned five starts, including the final four contests, at left tackle last season

## Defensive Line Notes

### Tyler Claytor

- Blocked a field goal in the season-opening win at Lafayette
- Totaled 5.0 sacks in the last seven games dating back to last season

## Isaiah Stephens

- Earned two starts last season, becoming W&M's first true freshman defensive lineman to start since 2001 (Jerome Griffin)
- Finished 2014 with 42 tackles, 3.0 sacks, 6.0 tackles for a loss, a fumble recovery and a PBU
- One of his best performances came vs. No. 5/4 Villanova, totaling seven tackles, 1.5 sacks and 2.0 TFL

## Payton Gryder

- Earned his first career start in the season-opening win at Lafayette
- One of his best career performances came vs. No. 5/4 Villanova last season when he posted 1.5 sacks; also totaled five tackles and a PBU in the 2014 opener at Virginia Tech

## Xavier Roscoe

- Earned his first career start in the season-opening win at Lafayette and posted a TFL

## Chris Donald

- Recorded a PBU in the season-opening win at Lafayette
- Suffered a season-ending injury in the 2014 opener at Virginia Tech; posted a pair of PBUs in the contest, including one that resulted in an interception

## Linebacker Notes

### Luke Rhodes

- Lone FCS player on the 2015 Butkus Award Watch List; has averaged 10.0 tackles per game in contests against FBS opponents during his career (Virginia Tech, West Virginia, Maryland)
- STATS FCS Defensive Player of the Year Watch List selection
- Preseason All-America First Team honoree by STATS, College Sporting News and College Sports Madness

## Tribe True Freshmen to Play (Since 1989) \*

Year	Name	Position
2014	Andrew Caskin	TE
2014	DeVonte Dedmon	WR
2014	Denzel Dykes	CB
2014	Isaiah Stephens	DT
2012	Tyler Claytor	DT
2011	Jasper Coleman	DT
2011	Tre McBride	WR
2010	George Beerhalter	DT
2010	Airek Green	LB
2008	Alex Gottlieb	TE
2008	Jonathan Grimes	RB
2007	Terrence Riggins	RB
2007	Mike Stover	DT
2007	Terrell Wells	CB
2006	David Caldwell	S
2005	D.J. McAulay	WR
2005	Michael Pigram	LB
2003	Brian Williamson	DL
2003	Cody Morris	OL
2002	Larry Pendleton	DL
2002	Travis McLaurin	LB
2002	Chris Ndubueze	LB
2002	Jonas Watson	DL
2001	Josh Lustig	WR
2001	Jerome Griffin	DL
2000	Marques Bobo	S
1999	Todd Garland	DT
1998	Hasani Cameron	CB
1998	Komlan Loneragan	S (RB)
1998	Chad Richards	DT
1998	Mohammed Youssofi	LB
1997	Jimmy Cerminaro	S
1997	Todd Greineder	LB
1996	Raheem Walker	DT
1994	Dendrick Ashton	CB
1994	Luke Cullinane	DE
1994	Ron Harrison	CB
1993	Brian Giamo	DT
1993	Mike Hertz	LB
1993	Darren Sharper	S
1992	Troy Keen	RB
1991	Terry Hammons	WR
1991	Jason Miller	LB
1991	Jermaine Rosser	S
1989	Keith Booker	LB
1989	Eric Lambert	DB
1989	Alex Utecht	DE

\* Records only available through the 1989 season.



Defensive tackle Tyler Claytor has totaled 5.0 sacks in the last seven games dating back to last season. Additionally, the senior All-CAA candidate blocked a field goal in the season-opening win at Lafayette.



## Game Notes

### Start Chart

Offense	2015	Streak	Career
Abdul-Saboor (TB)	1	9	21
Ugokwe (RT)	1	1	19
Jones (C)	1	1	19
Martinelli (RG)	1	1	17
Cluley (QB)	1	13	13
Weidinger (FB)	-	-	9
Templeton (RT/LT)	1	5	9
Hilland (LG)	-	-	8
Easter (LG/RG/RT)	-	-	8
Durant (LT)	1	1	8
Hensley (TE)	1	1	6
Caskin (TE)	1	1	5
Reeves (WR)	1	1	3
Kuzjak (WR)	1	1	1
Anderson (RB)	-	-	1
Dedmon (WR)	-	-	1
McGill (TE)	-	-	1
Fetters (WR)	-	-	1
Hart (WR)	-	-	1
Kuzjak (WR)	-	-	1
Jennings (C)	-	-	1

Defense	2015	Streak	Career
Rhodes (LB)	1	25	34
Houston-Carson (CB/S)	1	1	33
Velasquez (S)	1	13	23
Reed (CB)	1	13	13
Claytor (DT)	1	7	11
Reuben (S)	-	-	5
Harvey (LB)	-	-	4
Swinton (CB)	1	4	4
Stephens (DT)	1	1	3
Haislip (LB)	1	1	3
Fetters (LB)	1	1	1
Gryder (DE)	1	1	1
Roscoe (DE)	1	1	1
Hicks (DE)	-	-	1
DiPietro (S)	-	-	1

### Longest Active Streaks

Rhodes (LB)	25
Cluley (QB)	13
Reed (CB)	13
Velasquez (S)	13

### Most Career Starts (Active)

Rhodes (LB)	34
Houston-Carson (CB)	33
Velasquez (S)	23
Abdul-Saboor (TB)	21

- Preseason All-CAA
- Two-time team captain; just the 11th two-time team captain in the program's 122-season history
- Earned first-team all-conference honors during each of the past two seasons
- Earned the John A. Stewart Winter Warrior Award for his work on the field and in the off-season training program

### Ian Haislip

- Totaled eight tackles and a TFL in the season-opening win at Lafayette

### Zach Fetters

- Earned his first career start as a defensive player (started at WR as a sophomore) in the season-opening win at Lafayette and totaled 10 tackles (nine solo) with a PBU
- Three-time CAA Academic All-Conference Team selection

### Josh Dulaney

- 2014 W&M Scout Team Defensive Player of the Year

### Marcus Harvey

- Missed the season opener at Lafayette with an injury
- Saw action in seven games last season and earned four starts
- Best effort of his career came in 2014 season opener at Virginia Tech when he totaled a team-high 11 tackles (eight solo) with a forced fumble and a TFL

### Stephen Lubnow

- Recorded three solo tackles on kickoff coverage in the season-opening win at Lafayette

## Defensive Back Notes

### DeAndre Houston-Carson

- The former All-CAA cornerback made his first career start at free safety in the season-opening win at Lafayette and totaled a career-high 11 tackles (eight solo)
- Team captain
- Two-time All-CAA cornerback
- Preseason All-America Second Team selection (STATS)
- Preseason All-CAA selection
- Second-team All-CAA selection last season despite missing the final three games due to injury; ranked second nationally with four blocks at the time of his injury; had blocked a punt in three consecutive games prior to suffering the injury
- Ranked tied for second in the CAA in interceptions (three) and tied for sixth in tackles per game among defensive backs (7.4) at the time of his injury

### Jared Velasquez

- All-CAA candidate who is in his third season as a starter
- Ranked second on the team with 73 tackles last season
- Has recorded a trio of long returns on turnovers during the past two seasons (INT - 90, 39 ... FR - 44); both INT's were pick-sixes

### Trey Reed

- Posted four solo tackles and two PBU's in the season-opening win at Lafayette
- 2014 season totals included 49 tackles and three forced fumbles

### Aaron Swinton

- Recorded four tackles and an interception (in the end zone) in the season-opening win at Lafayette
- Earned starts in the final three contests last season



*DeAndre Houston-Carson - a two-time All-CAA selection at cornerback - made a tremendous debut at free safety in the season-opening win at Lafayette by posting a career-high 11 tackles.*





## Keanu Reuben

- Earned starts in five games last season
- Posted best effort of his career in the win at Towson, totaling 10 tackles (seven solo) with a TFL

## Denzel Dykes

- Slated to make his first career start at Virginia this Saturday
- Posted three solo stops in the season-opening win at Lafayette
- Appeared in 11 games as a true freshman last season

## Raeshawn Smith

- Made his collegiate debut in the season-opening win at Lafayette and recorded an interception (in the end zone)

## Richie DiPietro II

- Saw action in 10 games and earned one start in 2014
- 2013 W&M Scout Team Defensive Player of the Year

## Special Teams Notes

### Hunter Windmuller

- Averaged 51.0 yards per punt (two punts), with a long of 56, in the season-opening win at Lafayette
- Saw action in six of the first seven games in 2014 before missing the final five contests due to injury
- Averaged 43.6 yards per punt in 2014, which ranks second on W&M's single-season list
- Totaled eight punts that went at least 50 yards
- CAA Academic All-Conference Team selection
- Transferred from Virginia Tech prior to the 2014 season

### Nick Dorka, Jr.

- Made both of his field goal attempts (32, 20) in the season-opening win at Lafayette
- Made 4-of-5 career field goal attempts
- Averaged 43.2 yards per punt last season, which ranks third on W&M's single-season list
- Recorded five punts longer than 50 yards in 2014
- Pinned the opposition inside the 20-yard line with seven of his 22 punts last season

## Recent Outstanding Performances

### 500+ Total Yard Games (Since 2000)

Yds	Opponent	Year	Result
635	Liberty	2005	W, 56-0
630	at Towson	2006	W, 29-28
616	Richmond	2010	W, 41-3
609	VMI	2002	W, 62-31
592	Hampton*	2004	W, 42-35
585	at Towson	2004	W, 41-16
573	Villanova	2001	W, 47-44
570	VMI	2008	W, 52-17
558	New Hampshire	2001	W, 38-28
548	Northeastern	2000	W, 26-15
544	VMI	2000	W, 55-15
544	New Hampshire	2003	W, 38-28
542	Delaware	2007	L, 49-31
524	at VMI	2007	W, 63-16
524	Liberty	2007	W, 48-41
<b>518</b>	<b>Villanova</b>	<b>2014</b>	<b>L, 35-31</b>
510	at Villanova	2000	W, 48-41
504	at Towson	2008	W, 34-14
503	Old Dominion	2011	L, 35-31
500	Delaware	2004	W, 44-38

Record: 17-3

\* NCAA Playoff Game

### Allowed 200 or Fewer Total Yard Games (Since 2000)

Yds	Opponent	Year	Result
141	at Massachusetts	2001	W, 31-10
145	at Delaware	2008	W, 27-3
145	Liberty	2005	W, 56-0
149	at Rhode Island	2009	W, 39-14
161	Weber State*	2009	W, 38-0
185	Hampton	2013	W, 31-8
187	at Southern Illinois*	2009	W, 24-3
197	VMI	2004	W, 42-6
200	at Villanova	2011	W, 20-16

Record: 9-0

\* NCAA Playoff Game



## Tribe Profile - Christian Reeves



### **#88 Christian Reeves Senior • Wide Receiver McDonough, Ga. Eagles Landing Christian Academy/Virginia Tech**

**Where are you from originally?**  
McDonough, Georgia

**How far away from Atlanta is it?**  
It's about 25 minutes south.

**Does it have its own history?**  
We've got a statue of Patrick Henry in our square and it's in Henry County. I don't know the significance of that.

**Were you ever a part of any non-athletic activities growing up?**  
I was a part of Boy Scouts briefly, for maybe a year or so. I've always done a lot of hunting and fishing growing up, so I spent a lot of time outdoors.

**What was your best fishing trip?**  
Me and my best friend, in ninth grade, had a day on a little river. We probably caught seven or eight bass over four and a half pounds. In dead winter, too. It was just a freak day.

**Any good hunting stories?**  
Nothing too crazy. We do a lot of bird hunting with my dad and we have some bird dogs: pointers, German short hairs. When I go home during the Christmas break, I go out there. Quail, dove, usually bird hunting. That's one of my favorite things to do.

**Where did you start your college career?**  
At Virginia Tech. I ended up taking a visit there and it kind of fit my criteria. I wanted to get away from home, but not so far away that I was outside the Southeast. I visited some schools up north. I visited Michigan and Northwestern and I hadn't been outside of the Southeast before that, so it kind of bugged me out a little bit. That culture, it was kind of a shock to me, so I decided I wanted to stay somewhat close to home, but I definitely wanted to venture out a little bit. So it was a good place, and then obviously football-wise, I loved Coach Beamer and my recruiting coach there. I had a good relationship with him.

**What didn't work out at Tech for you?**  
I committed there just kind of purely based on the football aspect of it. I didn't think too much about the school part and whether that school fit me well. From that standpoint, it just wasn't quite the best fit.

**Why was William & Mary such a good opportunity?**  
The flip side of that is that they had the full package. The football was there and the relationship with the coaches and everything, but then also the school and the community. It was somewhere where I felt like I fit in well and somewhere I enjoy being.

**Was William & Mary a part of your high school recruiting process?**  
Just very briefly. When I went up to Virginia Tech's camp actually, Coach (David) Corley

talked to me a little bit up there.

**What is the biggest difference between Virginia Tech and William & Mary in regards to football?**

I would say, as far as the time that we put in and the practices and the way we approach games and everything, there's little to no difference. I mean obviously, at Tech, you have 85 scholarship guys and here we have 56, but we're preparing the same way, same type of practices, same intensity. The off-season schedule is structured the same way.

**What is the biggest difference overall about being at William & Mary?**  
You're surrounded by a lot of smart people, that's for sure. It's a good thing. You learn a lot from your peers and you have a lot of people around you that are opening your eyes to new things every day.

**What is your major?**  
I'm an economics major.

**What do you hope to do with your major?**  
In a perfect world, I'd get into management consulting, probably down the road. It's kind of more generalist business where you get to learn a lot in different environments, different settings. Learning different businesses, instead of being stuck on one thing. You might be in the retail industry for two months and then you might be in oil for the next two months, so you're getting exposure into a lot of different business processes.

**What made you choose that career path?**  
It's something I just came upon. I like change and I like learning as much as possible. I enjoy being exposed to new stuff.

**Are you in the business school?**  
Yeah, I have an accounting minor also.





## Tribe Profile - Christian Reeves



### Are there any classes that have really stood out to you?

I took a class with Professor Till Schreiber, two summers ago now. International Finance and Open Economics. That was probably my favorite class I've ever taken at William & Mary.

### Did that class inspire you to take the path you're trying to travel now?

Yeah, I guess you could say that. I would say a combination of a lot of classes I've taken here have brought me there.

### Are you a fifth-year senior?

I am a fifth-year. The plan is, actually, Andrew Jones (starting All-CAA center) and I are trying to study abroad in the spring – the Vienna School of Business and Economics in Austria. It's a program through our business school, so we're working on trying to get that done right now.

### What is the program?

It's just a semester-long program that our business school offers. It's a partnership with the Vienna School of Business over there. I could take the same type of business classes that I would take if I stayed here. Several of the guys, like Ryan Smith, he did it last spring. I've known a couple fifth-year guys that have gotten done early where they had that extra semester and were able to do so.

### Coming into this year, how do you feel about your first two years in this program?

I would say, coming in this year, patience was key. I think it's something that I learned through this process, and persistence and resiliency. I've dealt through several injuries: tore my MCL my first season here, had two or three hamstring tears last year in season. That was just kind of a recurring nagging injury I was dealing with all year. I've played pretty much every position now at receiver: H, X, and then this year, I'm playing Z. Through the process, it helped me to learn the offense, because I know what everybody's doing. I know the concept and can kind of see the big picture. I've definitely had to push through and push through, but I think everything is coming together.

### Did you ever get frustrated at times?

I was absolutely frustrated at certain times, yeah.

### Is there a different feel for you now coming into the year?

I would say so. Coming out of the spring, just because I am the only fifth-year senior guy, I was kind of the leader in the spring. I had a good spring and felt like I was finally getting really healthy. I felt better physically than I have since I've been in college. Knowing the offense and everything, from that standpoint, it just all kind of clicked.

### And on top of that, the quarterback coming back?

Yes, he (returning starter Steve Cluley) has a full year under his belt, so it's a good situation to be in.

### As a receiver in our offense, how different is this fall compared to last fall?

I would say there's less uncertainty. People are playing confidently. I know, for myself at least, there's less thinking involved, there's more playing. I can tell that in [Steve Cluley] too. He's confident back there. He's throwing the ball and playing football. Making good decisions and being assertive.

### What would you say is your best non-athletic skill?

I'm really good at ping-pong, but that's kind of athletic. I'm pretty good at poker, too.

### What are your interests outside of football?

I like to read a lot. I spend a lot of time reading. The last book I read was *Meditations* by Marcus Aurelius, the emperor of Rome. It's his personal journal, him writing to him-

self every day and just kind of his thoughts. It's non-fiction. It's not very long, just 150 pages. It's interesting because it's just him, at the time the most powerful guy alive, sorting through the same things that we are today. It's just him kind of working through it and writing it out loud.

### Do you have a favorite book?

That might be one of them. It's one of the best books I've ever read. Also, I like psychology stuff, so I would say Malcom Gladwell's books and a book called *Drive* by Daniel Pink about human motivation. It was cool because it helps you to understand how your mind works and then when you're not feeling naturally motivated, how to get yourself in that mode.

### How hard is it, as a William & Mary athlete, to balance football and academics?

During the week, if you've got a full class schedule and you're going to training room and lifting and practice from 7:30-8 am until 7:00, you're booked all day. You can't do any outside schoolwork, so if you want to get in bed at a reasonable hour, which as athletes you kind of need to because we need that recovery time, you only have maybe two hours at best at night to get into the books. Not having so much extra time makes you figure out how to be efficient, what do I really need to know, and what's important, because you don't have all day. You're going all day and you're kind of drained by that time, so it's not usually a time where you're thinking "I'm ready to study right now and I'm feeling sharp," because usually you're not feeling like that.

### Do you have anything in your room that you've had since you were a kid?

The one thing I would say is my baseball glove that I've had since I was in fifth grade. I haven't played baseball since eighth grade, but I just have always kept it with me. I pull it out every now and then. Sean Ballard (former W&M wide receiver) and I pulled it out on draft day when we were waiting for Tre McBride to get picked (in the NFL Draft). We were trying to ease the tension a little bit. We were throwing the ball around and brought it back out.



## 2015 Opponent Schedules/Results

### Lafayette (0-2)

9/5	William & Mary	L, 34-7
9/12	at Delaware	L, 19-9
9/19	Princeton	.6 p.m.
9/26	at Wagner	.6 p.m.
10/3	Fordham	.6 p.m.
10/10	at Georgetown	.2 p.m.
10/17	Harvard	3:30 p.m.
10/24	at Holy Cross	.1 p.m.
10/31	Bucknell	3:30 p.m.
11/7	Colgate	.1 p.m.
11/21	at Lehigh	12:30 p.m.

### Virginia (0-2)

9/5	at UCLA	L, 34-16
9/12	Notre Dame	L, 34-27
9/19	William & Mary	3:30 p.m.
9/25	Boise State	.8 p.m.
10/10	at Pittsburgh	TBA
10/17	Syracuse	TBA
10/24	at North Carolina	TBA
10/31	Georgia Tech	TBA
11/7	at Miami	TBA
11/14	at Louisville	TBA
11/21	Duke	TBA
11/28	Virginia Tech	TBA

### Stony Brook (1-0)

9/3	at Toledo	Cancelled
9/12	Central Connecticut State	W, 38-9
9/19	New Hampshire	.7 p.m.
9/26	at William & Mary	7:30 p.m.
10/3	at James Madison	Noon
10/17	Towson	.6 p.m.
10/24	at Maine	12:30 p.m.
10/31	Elon	Noon
11/7	Howard	.1 p.m.
11/14	at Rhode Island	12:30 p.m.
11/21	Albany	.1 p.m.

### Delaware (1-1)

9/4	Jacksonville	L, 20-14
9/12	Lafayette	W, 19-9
9/19	at Villanova	Noon
9/26	at North Carolina	TBA
10/3	William & Mary	7:30 p.m.
10/10	at Rhode Island	Noon
10/24	New Hampshire	3:30 p.m.
10/31	at Towson	.4 p.m.
11/7	Albany	Noon
11/14	James Madison	3:30 p.m.
11/21	at Elon	Noon

### Villanova (1-1)

9/3	at UConn	L, 20-15
9/12	at Fordham	W, 14-7
9/19	Delaware	Noon
9/24	Penn	.7 p.m.
10/10	William & Mary	Noon
10/17	at Albany	3:30 p.m.
10/24	at Towson	.7 p.m.
10/31	Maine	7:30 p.m.
11/7	at Rhode Island	12:30 p.m.
11/14	Richmond	3:30 p.m.
11/21	at James Madison	Noon

### New Hampshire (1-1)

9/3	at San Jose State	L, 43-13
9/12	at Colgate	W, 26-8
9/19	at Stony Brook	.7 p.m.
9/26	Central Connecticut State	.6 p.m.
10/3	Elon	3:30 p.m.
10/17	at William & Mary	Noon
10/24	at Delaware	3:30 p.m.
10/31	Rhode Island	.1 p.m.
11/7	Richmond	.3 p.m.
11/14	at Albany	.7 p.m.
11/21	Maine	.1 p.m.

### Hampton (1-1)

9/5	Kentucky State	W, 35-20
9/12	Richmond	L, 31-28
9/18	at Howard	.7 p.m.
9/26	at Norfolk State	.4 p.m.
10/3	North Carolina A&T	.2 p.m.
10/10	Delaware State	.1 p.m.
10/17	at Morgan State	.1 p.m.
10/24	at William & Mary	3:30 p.m.
10/31	at South Carolina State	1:30 p.m.
11/7	Florida A&M	.1 p.m.
11/14	Savannah State	.1 p.m.

### James Madison (2-0)

9/5	Morehead State	W, 56-7
9/12	Lehigh	W, 55-17
9/19	Albany	.3 p.m.
9/26	at SMU	.7 p.m.
10/3	Stony Brook	Noon
10/10	at Towson	.3 p.m.
10/17	at Elon	.3 p.m.
10/24	Richmond	3:30 p.m.
10/31	at William & Mary	.4 p.m.
11/14	at Delaware	3:30 p.m.
11/21	Villanova	Noon

### Elon (1-1)

9/3	at Wake Forest	L, 41-3
9/12	at Gardner-Webb	W, 21-13
9/19	North Carolina A&T	.6 p.m.
9/26	Towson	.3 p.m.
10/3	at New Hampshire	3:30 p.m.
10/10	at Richmond	3:30 p.m.
10/17	James Madison	.3 p.m.
10/24	at Stony Brook	Noon
11/7	William & Mary	Noon
11/14	at Maine	12:30 p.m.
11/21	Delaware	Noon

### Towson (1-1)

9/5	at East Carolina	L, 28-20
9/12	Saint Francis	W, 35-20
9/19	Holy Cross	.6 p.m.
9/26	at Elon	.3 p.m.
10/10	James Madison	.3 p.m.
10/17	at Stony Brook	.6 p.m.
10/24	Villanova	.7 p.m.
10/31	Delaware	.4 p.m.
11/7	at Maine	.7 p.m.
11/14	at William & Mary	1:30 p.m.
11/21	Rhode Island	.2 p.m.

### Richmond (1-1)

9/5	at Maryland	L, 50-21
9/12	at Hampton	W, 31-28
9/19	VMI	.6 p.m.
10/3	Maine	3:30 p.m.
10/10	Elon	3:30 p.m.
10/17	at Rhode Island	Noon
10/24	at James Madison	3:30 p.m.
10/31	Albany	3:30 p.m.
11/7	at New Hampshire	.3 p.m.
11/14	at Villanova	3:30 p.m.
11/21	William & Mary	Noon



# Head Coach Jimmye Laycock



## William and Mary Head Coach Jimmye Laycock

36th Season

Career Record: 230-170-2 (.575)

Few schools feature a better match at the helm of its program than the College of William & Mary has with Jimmye Laycock. In a tenure that now stretches into its fourth decade, Laycock has worked hand-in-hand with the College's world-class academic tradition to fashion a program that is a point of pride for the campus, alumni and community.

On June 21, 2008, the College dedicated the \$11 million Jimmye Laycock Football Center with a ceremony that featured more than 500 friends and alumni of the program. While the building carries his name and stands as a strong symbol of what Laycock has meant to the Tribe, it makes a stronger statement about the school's commitment to football and the program's proud tradition. The state-of-the-art center provides the College with one of the finest facilities in the Football Championship Subdivision and, paired with Laycock's steady leadership, gives the Tribe the necessary resources to compete at the highest level.

As the architect of what is easily the most extended run of success in William and Mary's 122-year football history, Laycock has never compromised academic standards for athletic success, as his program earned recognition from the NCAA in each of the first seven seasons the organization has awarded outstanding academic achievement. When Laycock, a 1970 grad, returned to coach his alma mater prior to the 1980 season, he inherited a program that had won six or more games in a season just four times in the previous 25 years. Few could have predicted that the College would produce more than four times that amount of seven-win seasons over the next 35 seasons.

The accumulated successes, both on and off the field, have led to an era of unprecedented interest and support for his program. In addition to the consistent growth in attendance, evidence of this is illustrated by the \$27 Zable Stadium renovation project that began during the offseason. The rejuvenated stadium will provide an enhanced game day experience for both student-athletes as well as Tribe alumni and supporters.

During Laycock's tenure, the fans at Zable have consistently been treated to a winner on the field, as the program's mentor entered the 2015 season ranked fourth in wins among all active FCS coaches and fifth among all active D-I (FCS and FBS) coaches. Laycock also ranks second all-time among conference head coaches in league wins with 100.

Individual accomplishments under Laycock have been plentiful, as he has also tutored 41 players to 115 All-America honors from the William & Mary ranks and has coached 11 Academic All-Americans. Former quarterback Lang Campbell is one of the most honored, as the 2004 season saw him earn the prestigious Payton Award, given annually to the nation's top offensive player in the FCS ranks, consensus first team All-America honors, as well as the A-10's Offensive Player of the Year and Scholar-Athlete of the Year. With 12 all-league recognitions in 2014, the Tribe has produced an astounding 220 all-conference selections since 1993.

However, none of these achievements spoke more succinctly to Laycock's approach than the program's 100 percent official NCAA graduation-rate report for all student-athletes receiving athletics aid in 2004. This showed W&M graduated all of its scholarship football players who entered the program as freshmen during the 1997-98 school year. The Tribe not only carried the highest graduation rate in the conference, but also was far and away the top figure of any team ranked in the final national top 25 for that season. To prove this lofty number was no fluke, the team repeated the feat just two years later, as the 1999-2001 cohort also graduated at 100 percent.

The Tribe is well represented in the pro ranks, as 10 former Tribe players were on NFL rosters in the summer of 2015: R.J. Archer (Seattle Seahawks), Jasper Coleman (Houston Texans), Jerome Couplin III (Philadelphia Eagles), Derek Cox (New England Patriots), Jonathan Grimes (Houston Texans), Mike Leach (Arizona Cardinals), Sean Lissemore (San Diego Chargers), Tre McBride (Tennessee Titans), Mike Reilly (Cleveland Browns) and B.W. Webb (Pittsburgh Steelers).

Since 2009, W&M has produced five NFL Draft picks - a figure that leads the CAA and ranks second nationally in the FCS. Additionally, the impressive total ranks third in the state of Virginia (behind only Virginia and Virginia Tech). McBride became the most recent selection last spring when he was drafted by the Tennessee Titans in the seventh round. Webb was a fourth round selection by the Dallas Cowboys in 2013, while Tracy (sixth round, New York Giants) and Lissemore (seventh round, Dallas Cowboys) were both drafted in 2010. One-year earlier, 2008 team captain Derek Cox was selected in the third round of the 2009 NFL Draft by the Jacksonville Jaguars.

In addition to the draft picks, 17 Tribe players have signed free agent contracts after their senior season since the conclusion of the 2004: Lang Campbell (2005, Cleveland Browns), Dominique Thompson (2005, St. Louis Rams), Adam O'Connor (2007, Carolina Panthers), Drew Atchison (2008, Dallas Cowboys), Mike Potts (2008, Pittsburgh Steelers), Jonathan Grimes (2011, Houston Texans), Alex Gottlieb (2011, Detroit Lions) and Marcus Hyde (2011, Washington Redskins) Jerome Couplin III (2014, Detroit Lions), Jasper Coleman (2015, Houston Texans) and Mike Reilly (2015, Cleveland Browns).

In addition to producing a number of professional standouts, a number of Laycock's former players have gone on to accomplish tremendous success as NFL coaches. The most prominent of those is Mike Tomlin ('95), who became the youngest head coach to win a Super Bowl in NFL history when he guided the Pittsburgh Steelers to the title in 2009. Sean McDermott ('98) currently serves as the Carolina Panthers Defensive Coordinator, while Alan Williams ('92) is the Detroit Lions defensive backs coach and recently held the title of defensive coordinator for the Minnesota Vikings.

As a 1970 graduate of the College, Laycock played football under two gurus of the game. For three years, he learned the details under the watchful eyes of Marv Levy, the legendary former head coach of the Buffalo Bills. In his last season, Hall of Fame coach Lou Holtz schooled Laycock in the finer aspects of psyche and motivation. As a sophomore, Laycock was a starter in the defensive secondary, but he was soon switched to quarterback where he completed 96 of 218 career passes for 1,366 yards.

Laycock's first full-time coaching position came at The Citadel as the offensive backfield coach under Bobby Ross, who went on to coach the NFL's San Diego Chargers and Detroit Lions. In 1975, Memphis State tabbed Laycock as its quarterback's coach and he helped the Tigers to consecutive 7-4 records.

In 1977, Laycock traveled to Clemson to serve as offensive coordinator for three years. During his tenure, he helped the Tigers fashion records of 8-3-1, 11-1 and 8-4. Clemson played bowl games in each year, defeating Ohio State 17-15 in the 1978 Gator Bowl. At that time, Laycock coached two-time All-ACC performer Steve Fuller, the Tiger quarterback who later played in the NFL, and Dwight Clark, an All-Pro receiver for the San Francisco 49ers.

A native Virginian, Laycock played football, basketball, baseball and golf at Loudoun Valley High School, where he won 12 letters and has since had his number retired and been inducted into the school's Athletics Hall of Fame. Laycock was also inducted into the Hampton Roads Sports Hall of Fame in the fall of 2010.

Laycock is married to Deidre Connelly, a sports psychology consultant at the College. They have three children: Michael, a 1st Lt. in the U.S. Army; Mimi, a 2014 graduate of W&M, teaches for Teach for America in the Baltimore, Md., school system; and James, a senior at Longwood University.

Laycock's daughter Melanie is married to Doug Johnson and is a school administrator in Atlanta, Ga. The couple has two daughters, Grail (5) and Nolan, who was born last winter.

## The Laycock File

Hometown: Hamilton, Va.

Alma Mater: William and Mary (1970)

Graduate Degree: Clemson (1972)

## Winningest Active NCAA FCS Coaches

(By Victories)

1. Andy Talley (Villanova, 36)	243
2. Rob Ash (Montana St., 36)	242
3. Al Bagnoli (Columbia, 34)	239
4. <b>Jimmye Laycock (W&amp;M, 36)</b>	<b>230</b>
5. Joe Glenn (South Dakota, 28)	195
6. Mike Ayers (Wofford, 31)	194

## Division I Coaches Most Years at Current Schools

1. <b>Jimmye Laycock (W&amp;M, 1980- )</b>	<b>36</b>
2. Andy Talley (Villanova, 1984- )	31
3. Frank Beamer (Virginia Tech, 1987- )	29
4. Mike Ayers (Wofford, 1988- )	28

## Career CAA Football Coaching Victories

1. Andy Talley (VU, 1985- )	132
2. <b>Jimmye Laycock (W&amp;M, 1993- )</b>	<b>100</b>
3. Bill Bowes (UNH, 1972-98)	97
4. "Tubby" Raymond (UD, 1966-01)	89
5. Jack Cosgrove (UM, 1993- )	87

## Laycock in the NCAA Playoffs

Year	Round	Opponent, Result
1986	First Round	Delaware, 51-17 (L)
1989	First Round	Furman, 24-10 (L)
1990	First Round	Massachusetts, 38-0 (W)
	Quarterfinals	Central Florida, 52-38 (L)
1993	First Round	McNeese State, 34-28 (L)
1996	First Round	Jackson State, 45-6 (W)
	Quarterfinals	Northern Iowa, 38-35 (L)
2001	First Round	Appalachian State, 40-27 (L)
2004	First Round	Hampton, 42-35 (W)
	Quarterfinals	Delaware, 44-38, 2 OT (W)
	Semifinals	James Madison, 48-34 (L)
2009	First Round	Weber State, 38-0 (W)
	Quarterfinals	Southern Illinois, 24-3 (W)
	Semifinals	Villanova, 14-13 (L)
2010	Second Round	Georgia Southern, 31-15 (L)

## Laycock vs. CAA Football

Team	W	L	T
Albany	0	0	0
Delaware	16	19	0
Elon	1	0	0
James Madison	14	21	0
Maine	7	4	0
New Hampshire	14	4	0
Rhode Island	13	3	0
Richmond	21	14	0
Stony Brook	1	0	0
Towson	8	3	0
Villanova	11	13	1



# Tribe Football Rosters

NO.	NAME	POS.	ELG.	HT.	WT.	HOMETOWN (HIGH/PREP SCHOOL)
7	Mikal Abdul-Saboor	RB	Sr.	5-10	210	Alpharetta, Ga. (Alpharetta)
58	Matt Ahola	DE	So.	6-2	253	Springfield, Va. (West Springfield)
68	Zach Allison	OL	So.	6-2	275	Purcellville, Va. (Loudoun Valley High School)
69	Jesse Anderson	LS	So.	6-3	220	Gainesville, Va. (Flint Hill)
23	Kendell Anderson	RB	Jr.	5-9	200	Centreville, Va. (Westfield)
22	Jack Armstrong	WR	RFr.	6-0	180	Morgantown, W.Va. (University)
42	Nate Atkins	LB	Fr.	6-1	230	Roanoke, Va. (Hidden Valley)
38	Mike Barta	S	So.	6-2	190	Ashburn, Va. (Briar Woods)
10	Brandon Battle	QB	Fr.	6-3	185	La Plata, Md. (North Point)
25	Shamir Bearfield	S	RFr.	6-0	187	Carteret, N.J. (St. Peter's Prep/Temple)
65	Garrett Best	OL	RFr.	6-5	285	Laurinburg, N.C. (Scotland)
35	Brehon Britt	RB	Fr.	5-10	190	Chesapeake, Va. (Atlantic Shores, Va.)
17	Frank Brown IV	QB	Jr.	6-2	210	Hampton, Va. (Bethel)
60	Graydon Campbell	OL	Fr.	6-3	270	Greely, Ontario, Can. (Episcopal)
80	David Carlisle	WR	RFr.	6-3	210	New Market, Md. (Oakdale)
44	Andrew Caskin	TE	So.	6-5	240	Rockville, Md. (Georgetown Prep)
99	Tyler Claytor	DT	Sr.	6-3	295	Snellville, Ga. (Shiloh)
16	Steve Cluley	QB	Jr.	6-3	215	Manasquan, N.J. (Wall)
91	Grey Congo	DT	Jr.	6-2	275	Bowie, Md. (Gonzaga College HS)
14	Chris Conlan	WR	Fr.	6-4	185	Leetsdale, Pa. (Quaker Valley)
66	Chris Conti	OL	RFr.	6-3	305	Richmond, Va. (Douglas Freeman)
64	Jack Cornett	OL	Fr.	6-1	275	Glen Allen, Va. (Benedictine)
90	VJ Davey	DT	Jr.	6-3	283	Frederick, Md. (Governor Thomas Johnson)
48	Griffin Davis	LB	Fr.	6-1	235	Charlottesville, Va. (Monticello)
11	DeVonte Dedmon	WR	So.	5-10	185	Williamsburg, Va. (Warhill)
30a	Mike Demonte	DB	Fr.	6-2	195	Red Bank, N.J. (Red Bank Catholic)
41	Richie DiPietro	S	So.	5-10	207	Olney, Md. (Sherwood)
56	Chris Donald	DL	Jr.	6-3	260	Oceanport, N.J. (Red Bank Catholic)
13	Nick Dorka	K/P	So.	6-0	180	Vienna, Va. (James Madison)
32	Josh Dulaney	LB	RFr.	6-2	224	Berryville, Va. (Clarke County)
4	Jonathan Dunn	RB	So.	5-9	200	Springfield, Va. (West Springfield)
62	Chris Durant	OL	So.	6-4	300	Oak Hill, Va. (Oakton)
24	Denzel Dykes	CB	So.	5-11	175	Waldorf, Md. (Saint John's College)
63	Nick Easter	OL	Sr.	6-4	300	Stafford, Va. (Colonial Forge)
15	Zach Fetters	LB	Sr.	6-3	235	Montgomery Village, Md. (Gaithersburg)
34	Anthony Fullum	S	So.	5-10	185	Glenn Dale, Md. (Landon School)
26	Albert Funderburke, Jr.	RB	Fr.	6-0	200	Monroe, N.C. (Sun Valley)
85	Christian Garner	WR	Jr.	6-5	220	Virginia Beach, Va. (Kellam)
93	Peyton Gryder	DE	Jr.	6-3	255	Midlothian, Va. (Clover Hill)
40	Ian Haislip	LB	Sr.	6-2	230	Yorktown, Va. (Tabb)
9	Kevin Hart	WR	Jr.	5-11	195	Pittsburgh, Pa. (Seton-La Salle)
29	Marcus Harvey	LB	Jr.	6-2	210	Great Falls, Va. (Langley)
43	Miles Hayes	DB	Fr.	6-3	190	Cincinnati, Ohio (Archbishop Moeller)
84	Flynn Heald	WR	Jr.	5-11	180	Cedar Rapids, Iowa (Cedar Rapids Washington)
86	Eric Hensley	TE	Jr.	6-4	255	Herndon, Va. (Herndon)
87	Braxton Hicks	DE	Sr.	6-4	250	Charlotte, N.C. (Berry Academy)
51	Connor Hilland	OL	So.	6-4	303	Stafford, Va. (Brooke Point)
81	Kris Hooper	PK	Fr.	5-11	190	Barboursville, Va. (Orange County)
36	DeAndre Houston-Carson	S	Sr.	6-2	195	Woodford, Va. (Massaponax)
53	James Howard	DT	RFr.	6-3	250	McLean, Va. (McLean)
22a	Cory Huddleston	PK/P	RFr.	5-9	170	Burke, Va. (Lake Braddock/Pitt)
55	Kevin Jennings	OL	Jr.	6-2	280	Richmond, Va. (Hermitage)
77	Andrew Jones	OL	Sr.	6-1	280	Naples, Fla. (Naples)
79	Will Jones	OL	RFr.	6-7	315	Augusta, Ga. (Lawrenceville School)
5	Isaiah Kinder	WR	RFr.	5-11	175	Lewisburg, W.Va. (Greenbrier East)
82	Tyler Klaus	TE	Fr.	6-4	230	Haddonfield, N.J. (Haddonfield Memorial)
45	Spencer Kleinrichert	DE	RFr.	6-3	230	Edgewater, Md. (DeMatha Catholic)
89	Daniel Kuzjak	WR	So.	6-2	192	Charlottesville, Va. (Western Albemarle)
54	Brandon Louth	LB	So.	6-2	240	East Windsor, N.J. (Pieddie School)
33	Stephen Lubnow	LB	Jr.	6-0	220	Falls Church, Va. (George Mason)
72	Domenic Martinelli	OL	Jr.	6-4	295	Pittsburgh, Pa. (Montour)
70	Nathan McConnell	OL	RFr.	6-5	310	Jacksonville, N.C. (Jacksonville)
18	Evan McGill	TE	Sr.	6-5	250	Richmond, Va. (Trinity Episcopal)
6	Tommy McKee	QB	RFr.	6-2	205	Virginia Beach, Va. (Cox)

## Roster By Position

### Quarterbacks (7)

10	Brandon Battle	Fr.	6-3	185
35	Brehon Britt	Fr.	5-10	190
17	Frank Brown IV	Jr.	6-2	210
16	Steve Cluley	Jr.	6-3	215
6	Tommy McKee	RFr.	6-2	205
2	Jhalil Mosley	So.	6-1	195
31a	Brady Reitzel	Fr.	5-11	180

### Tailbacks (5)

7	Mikal Abdul-Saboor	Sr.	5-10	210
23	Kendell Anderson	Jr.	5-9	200
4	Jonathan Dunn	So.	5-9	200
26	Albert Funderburke, Jr.	Fr.	6-0	200
12	Michael Yankovich	Jr.	6-0	205

### Fullbacks (3)

37	Kolby Taylor	RFr.	6-2	230
30	Andrew Weidinger	Sr.	6-0	245
49	Matt Whalen	Fr.	6-2	232

### Tight Ends (5)

44	Andrew Caskin	So.	6-5	240
86	Eric Hensley	Jr.	6-4	255
82	Tyler Klaus	Fr.	6-4	230
18	Evan McGill	Sr.	6-5	250
83	Riley Wilson	Fr.	6-4	205

### Wide Receivers (12)

22	Jack Armstrong	RFr.	6-0	180
80	David Carlisle	RFr.	6-3	210
14	Chris Conlan	Fr.	6-4	185
11	DeVonte Dedmon	So.	5-10	185
85	Christian Garner	Jr.	6-5	220
9	Kevin Hart	Jr.	5-11	195
84	Flynn Heald	Jr.	5-11	180
5	Isaiah Kinder	RFr.	5-11	175
89	Daniel Kuzjak	So.	6-2	192
88	Christian Reeves	Sr.	6-4	215
27	Zach Sims	Fr.	5-9	160
47	Matt Sniezek	RFr.	5-11	196

### Offensive Line (21)

68	Zach Allison	So.	6-2	275
65	Garrett Best	RFr.	6-5	285
60	Graydon Campbell	Fr.	6-3	270
66	Chris Conti	RFr.	6-3	305
64	Jack Cornett	Fr.	6-1	275
62	Chris Durant	So.	6-4	300
63	Nick Easter	Sr.	6-4	300
55	Kevin Jennings	Jr.	6-2	280
77	Andrew Jones	Sr.	6-1	280
79	Will Jones	RFr.	6-7	315
51	Connor Hilland	So.	6-4	303
72	Domenic Martinelli	Jr.	6-4	295
70	Nathan McConnell	RFr.	6-5	310
61	Brooks Norris	RFr.	6-4	305
75	Zach Rhodes	So.	6-6	300
73	Isaiah Stephens	So.	6-2	324
71	Jared Templeton	Sr.	6-4	295
78	Jerry Ugokwe	Jr.	6-8	305
76	Brady Wilhide	Jr.	6-2	290
67	Mark Williamson	Fr.	6-4	295
59	Nick Wimmer	Fr.	6-2	285

### Specialists (5)

69	Jesse Anderson	So.	6-3	220
13	Nick Dorka	So.	6-0	180
81	Kris Hooper	Fr.	5-11	190
22a	Cory Huddleston	RFr.	5-9	170
46	Hunter Windmuller	Jr.	6-4	185



# Tribe Football Rosters



2	Jhalil Mosley	QB	So.	6-1	195	Keswick, Va. (Monticello)
96	Mike Mullin	DT	Fr.	6-3	265	Charlottesville, Va. (Western Albemarle)
95	Bill Murray	DL	Fr.	6-4	265	Millington, N.J. (Delbarton School)
61	Brooks Norris	OL	RFr.	6-4	305	Great Falls, Va. (Langley)
19	Corey Parker	DB	Fr.	5-10	185	Haymarket, Va. (Battlefield)
8	Trey Reed	CB	Jr.	5-8	160	Stafford, Va. (Colonial Forge)
88	Christian Reeves	WR	Sr.	6-4	215	McDonough, Ga. (Eagles Landing Christian Academy/Va. Tech)
31a	Brady Reitzel	QB	Fr.	5-11	180	Ashburn, Va. (Broad Run)
21	Keanu Reuben	S	So.	6-1	195	Virginia Beach, Va. (Landstown)
50	Luke Rhodes	LB	Sr.	6-2	242	Hollidaysburg, Pa. (Hollidaysburg Area)
75	Zach Rhodes	OL	So.	6-6	300	Chesterfield, Va. (Thomas Dale)
97	Xavier Roscoe	DE	So.	6-3	235	Woodbridge, Va. (Gar-Field)
57	Dan Schwab	LB	So.	6-0	215	Vienna, Va. (James Madison)
27	Zach Sims	WR	Fr.	5-9	160	Fredericksburg, Va. (Riverbend)
28	Raeshawn Smith	CB	RFr.	5-10	170	Fairfax, Va. (Chantilly)
47	Matt Sniezek	WR	RFr.	5-11	196	McLean, Va. (St. Albans School)
73	Isaiah Stephens	DL	So.	6-2	324	Smyrna, Del. (Smyrna)
94	Joe Suarez	DE	Fr.	6-2	225	Miami, Fla. (South Dade Senior)
3	Aaron Swinton	CB	So.	5-9	175	Lancaster, Pa. (McKaskey)
37	Kolby Taylor	FB	RFr.	6-2	230	Leonardtown, Md. (St. Mary's Ryken)
71	Jared Templeton	OL	Sr.	6-4	295	Tyrone, Pa. (Tyrone Area)
78	Jerry Ugokwe	OL	Jr.	6-8	305	Bowie, Md. (Georgetown Prep)
31	Jared Velasquez	S	Sr.	6-0	210	Fairfax, Va. (Robinson)
52	Matthew Vlissides	LB	Jr.	6-0	225	Centreville, Va. (Centreville)
39	Grant Waxter	DB	Fr.	6-2	185	Mt. Airy, Md. (Linganore)
30	Andrew Weidinger	FB	Sr.	6-0	245	Burke, Va. (Lake Braddock)
49	Matt Whalen	FB	Fr.	6-2	232	Round Hill, Va. (Woodgrove)
76	Brady Wilhide	OL	Jr.	6-2	290	Woodbridge, Va. (Woodbridge)
67	Mark Williamson	OL	Fr.	6-4	295	Charlottesville, Va. (William Monroe)
83	Riley Wilson	TE	Fr.	6-4	205	Arlington, Va. (Wakefield)
59	Nick Wimmer	OL	Fr.	6-2	285	Winston-Salem, N.C. (North Davidson)
46	Hunter Windmuller	P	Jr.	6-4	185	Oakton, Va. (Flint Hill)
12	Michael Yankovich	RB	Jr.	6-0	205	Ramsey, N.J. (Don Bosco Preparatory)

## Tribe Numerical Roster

No.	Name	Pos.	No.	Name	Pos.	No.	Name	Pos.
2	Jhalil Mosley	QB	32	Josh Dulaney	LB	65	Garrett Best	OL
3	Aaron Swinton	CB	33	Stephen Lubnow	LB	66	Chris Conti	OL
4	Jonathan Dunn	RB	34	Anthony Fullum	S	67	Mark Williamson	OL
5	Isaiah Kinder	WR	35	Brehon Britt	RB	68	Zach Allison	OL
6	Tommy McKee	QB	36	DeAndre Houston-Carson	S	69	Jesse Anderson	LS
7	Mikal Abdul-Saboor	RB	37	Kolby Taylor	FB	70	Nathan McConnell	OL
8	Trey Reed	CB	38	Mike Barta	S	71	Jared Templeton	OL
9	Kevin Hart	WR	39	Grant Waxter	DB	72	Domenic Martinelli	OL
10	Brandon Battle	QB	40	Ian Haislip	LB	73	Isaiah Stephens	DL
11	DeVonte Dedmon	WR	41	Richie DiPietro	S	75	Zach Rhodes	OL
12	Michael Yankovich	RB	42	Nate Atkins	LB	76	Brady Wilhide	OL
13	Nick Dorka	K/P	43	Miles Hayes	DB	77	Andrew Jones	OL
14	Chris Conlan	WR	44	Andrew Caskin	TE	78	Jerry Ugokwe	OL
15	Zach Fetterers	LB	45	Spencer Kleinrichert	DE	79	Will Jones	OL
16	Steve Cluley	QB	46	Hunter Windmuller	P	80	David Carlisle	WR
17	Frank Brown IV	QB	47	Matt Sniezek	WR	81	Kris Hooper	PK
18	Evan McGill	TE	48	Griffin Davis	LB	82	Tyler Klaus	TE
19	Corey Parker	DB	49	Matt Whalen	LB	83	Riley Wilson	TE
21	Keanu Reuben	S	50	Luke Rhodes	LB	84	Flynn Heald	WR
22	Jack Armstrong	WR	51	Connor Hilland	OL	85	Christian Garner	WR
22a	Cory Huddleston	PK/P	52	Matthew Vlissides	LB	86	Eric Hensley	TE
23	Kendell Anderson	RB	53	James Howard	DT	87	Braxton Hicks	DE
24	Denzel Dykes	CB	54	Brandon Louth	LB	88	Christian Reeves	WR
25	Shamir Bearfield	S	55	Kevin Jennings	OL	89	Daniel Kuzjak	WR
26	Albert Funderburke, Jr.	RB	56	Chris Donald	DL	90	VJ Davey	DT
27	Zach Sims	WR	57	Dan Schwab	LB	91	Grey Congo	DT
28	Raeshawn Smith	CB	58	Matt Ahola	DE	93	Peyton Gryder	DE
29	Marcus Harvey	LB	59	Nick Wimmer	OL	94	Joe Suarez	DE
30	Andrew Weidinger	FB	60	Graydon Campbell	OL	95	Bill Murray	DL
30a	Mike Demonte	DB	61	Brooks Norris	OL	96	Mike Mullin	DT
31	Jared Velasquez	S	62	Chris Durant	OL	97	Xavier Roscoe	DE
31a	Brady Reitzel	QB	63	Nick Easter	OL	99	Tyler Claytor	DT
			64	Jack Cornett	OL			

## Defensive Line (13)

58	Matt Ahola	So.	6-2	253
99	Tyler Claytor	Sr.	6-3	295
91	Grey Congo	Jr.	6-2	275
90	VJ Davey	Jr.	6-3	283
56	Chris Donald	Jr.	6-3	260
93	Peyton Gryder	Jr.	6-3	255
87	Braxton Hicks	Sr.	6-4	250
53	James Howard	RFr.	6-3	250
45	Spencer Kleinrichert	RFr.	6-3	230
96	Mike Mullin	Fr.	6-3	265
95	Bill Murray	Fr.	6-4	265
97	Xavier Roscoe	So.	6-3	235
94	Joe Suarez	Fr.	6-2	225

## Linebackers (11)

42	Nate Atkins	Fr.	6-1	230
48	Griffin Davis	Fr.	6-1	235
32	Josh Dulaney	RFr.	6-2	224
15	Zach Fetterers	Sr.	6-3	235
40	Ian Haislip	Sr.	6-2	230
29	Marcus Harvey	Jr.	6-2	210
54	Brandon Louth	So.	6-2	240
33	Stephen Lubnow	Jr.	6-0	220
50	Luke Rhodes	Sr.	6-2	242
57	Dan Schwab	So.	6-0	215
52	Matthew Vlissides	Jr.	6-0	225

## Defensive Backs (14)

38	Mike Barta	So.	6-2	190
25	Shamir Bearfield	RFr.	6-0	187
30a	Mike Demonte	Fr.	6-2	195
41	Richie DiPietro	So.	5-10	207
24	Denzel Dykes	So.	5-11	175
34	Anthony Fullum	So.	5-10	185
43	Miles Hayes	Fr.	6-3	190
36	DeAndre Houston-Carson	Sr.	6-2	195
19	Corey Parker	Fr.	5-10	185
8	Trey Reed	Jr.	5-8	160
21	Keanu Reuben	So.	6-1	195
28	Raeshawn Smith	RFr.	5-10	170
31	Jared Velasquez	Sr.	6-0	210
39	Grant Waxter	Fr.	6-2	185

## Pronunciation Guide

### Players

Mikal Abdul-Saboor	my-kell
Matt Ahola	ah-whole-ah
Brehon Britt	bree-on
Steve Cluley	cluw-lee
Richie DiPietro	dee-pee-trō
Ian Haislip	hay-slip
Tyler Klaus	klowse
Spencer Kleinrichert	kline-rich-ert
Daniel Kuzjak	kooz-jack
Brandon Louth	loh
Jhalil Mosley	juh-leel
Matt Sniezek	sneeze-ack
Jerry Ugokwe	u-zhō-kway
Jared Velasquez	veh-lass-kwez
Matthew Vlissides	vluh-seed-es
Andrew Weidinger	wide-een-er
Hunter Windmuller	wend-mull-er

### Coaches

Mario Acitell	ack-a-telly
Marvin Cleidor	less-i-door



# 2015 Start Chart/Red Zone

## 2015 Game-By-Game Starters

Lafayette	Virginia	S. Brook	Delaware	Villanova	UNH	Hampton	JMU	Elon	Towson	Richmond
QB Cluley										
TB Abdul-Saboor										
FB* Hensley										
WR Reeves										
WR Kuzjak										
TE Caskin										
LT Durant										
LG Templeton										
C Jones										
RG Martinelli										
RT Ugokwe										
DE Roscoe										
DT Claytor										
DT Stephens										
DE Gryder										
WLB Haislip										
MLB Rhodes										
SLB Feters										
SS Velasquez										
FS Houston-Carson										
CB Reed										
CB Swinton										

\*W&M started two tight ends

## Tribe in the Red Zone in 2015

### William and Mary Offense In the Red Zone

Opponent	WM In Red Zone	WM TDs	WM FGs	WM FG Missed	WM No Score	RZ Score %
at Lafayette	3	1	2	-	-	100.0
at Virginia						
Stony Brook						
at Delaware						
at Villanova						
New Hampshire						
Hampton						
James Madison						
at Elon						
Towson						
at Richmond						
TOTALS	3	1	2	0	0	100.0

Opponent	Opp. In Red Zone	Opp. TDs	Opp. FGs	Opp. FG Missed	Opp. No Score	RZ Score %
at Lafayette	4	1	-	1	3	25.0
at Virginia						
Stony Brook						
at Delaware						
at Villanova						
New Hampshire						
Hampton						
James Madison						
at Elon						
Towson						
at Richmond						
TOTALS	4	1	0	1	3	25.0



# 2015 Superlatives



## 2015 W&M Superlatives

### Highs

Points Scored	34 at Lafayette (9/5/15)
Total Yards	483 at Lafayette (9/5/15)
Rushing Yards	194 at Lafayette (9/5/15)
Rushing Attempts	41 at Lafayette (9/5/15)
Rushing TDs	2 at Lafayette (9/5/15)
Passing Yards	289 at Lafayette (9/5/15)
Passes Completed	20 at Lafayette (9/5/15)
Passes Attempted	30 at Lafayette (9/5/15)
Passing TDs	2 at Lafayette (9/5/15)
Passes Intercepted	1 at Lafayette (9/5/15)
First Downs	22 at Lafayette (9/5/15)
Penalties	3 at Lafayette (9/5/15)
Penalty Yards	25 at Lafayette (9/5/15)
Sacks	0 at Lafayette (9/5/15)

### Lows

Points Scored	34 at Lafayette (9/5/15)
Total Yards	483 at Lafayette (9/5/15)
Rushing Yards	194 at Lafayette (9/5/15)
Rushing Attempts	41 at Lafayette (9/5/15)
Rushing TDs	2 at Lafayette (9/5/15)
Passing Yards	289 at Lafayette (9/5/15)
Passes Completed	20 at Lafayette (9/5/15)
Passes Attempted	30 at Lafayette (9/5/15)
Passing TDs	2 at Lafayette (9/5/15)
Passes Intercepted	1 at Lafayette (9/5/15)
First Downs	22 at Lafayette (9/5/15)
Penalties	3 at Lafayette (9/5/15)
Penalty Yards	25 at Lafayette (9/5/15)
Sacks	0 at Lafayette (9/5/15)

### Individual

All-Purpose Yards	128, M. Abdul-Saboor at Lafayette (9/5/15)
Rushing Yards	103, M. Abdul-Saboor at Lafayette (9/5/15)
Rushing Carries	17, M. Abdul-Saboor at Lafayette (9/5/15)
Rushing TDs	2, M. Abdul-Saboor at Lafayette (9/5/15)
Longest Rush	32, M. Abdul-Saboor at Lafayette (9/5/15)
Longest Rushing TD	32, M. Abdul-Saboor at Lafayette (9/5/15)
Passing Yards	289, S. Cluley at Lafayette (9/5/15)
Passing Completions	20, S. Cluley at Lafayette (9/5/15)
Passing Attempts	30, S. Cluley at Lafayette (9/5/15)
Passes Intercepted	1, S. Cluley at Lafayette (9/5/15)
Passing TDs	2, S. Cluley at Lafayette (9/5/15)
Longest Pass	58, S. Cluley to K. Hart at Lafayette (9/5/15)
Longest Passing TD	58, S. Cluley to K. Hart at Lafayette (9/5/15)
Receiving Yards	62, C. Reeves at Lafayette (9/5/15)
Receptions	6, J. Armstrong at Lafayette (9/5/15)
Receiving TDs	1, C. Reeves & K. Hart at Lafayette (9/5/15)
Longest Reception	58, K. Hart at Lafayette (9/5/15)
Longest Receiving TD	58, K. Hart at Lafayette (9/5/15)
FGs Made	2, N. Dorka at Lafayette (9/5/15)
FGs Attempted	2, N. Dorka at Lafayette (9/5/15)
Longest FG Made	32, N. Dorka at Lafayette (9/5/15)
PATs	4, N. Dorka at Lafayette (9/5/15)
Punts	2, H. Windmuller at Lafayette (9/5/15)
Punts Average	51.0, H. Windmuller at Lafayette (9/5/15)
Longest Punt	56, H. Windmuller at Lafayette (9/5/15)
Longest Punt Return	11, J. Velasquez at Lafayette (9/5/15)
KO Return Yards	40, A. Swinton at Lafayette (9/5/15)
Longest KO Return	40, A. Swinton at Lafayette (9/5/15)
Total Tackles	11, D. Houston-Carson at Lafayette (9/5/15)
Tackles for Loss	1.0, I. Haislip & X. Roscoe at Lafayette (9/5/15)
Sacks	0
Interceptions	1, A. Swinton & R. Smith at Lafayette (9/5/15)
Int. Return Yards	0

## 2015 Opponent Superlatives

### Highs

Points Scored	7 at Lafayette (9/5/15)
Total Yards	332 at Lafayette (9/5/15)
Rushing Yards	89 at Lafayette (9/5/15)
Rushing Attempts	27 at Lafayette (9/5/15)
Rushing TDs	0 at Lafayette (9/5/15)
Passing Yards	243 at Lafayette (9/5/15)
Passes Completed	31 at Lafayette (9/5/15)
Passes Attempted	45 at Lafayette (9/5/15)
Passing TDs	1 at Lafayette (9/5/15)
Passes Intercepted	2 at Lafayette (9/5/15)
First Downs	21 at Lafayette (9/5/15)
Penalties	5 at Lafayette (9/5/15)
Penalty Yards	35 at Lafayette (9/5/15)
Sacks	2 at Lafayette (9/5/15)

### Lows

Points Scored	7 at Lafayette (9/5/15)
Total Yards	332 at Lafayette (9/5/15)
Rushing Yards	89 at Lafayette (9/5/15)
Rushing Attempts	27 at Lafayette (9/5/15)
Rushing TDs	0 at Lafayette (9/5/15)
Passing Yards	243 at Lafayette (9/5/15)
Passes Completed	31 at Lafayette (9/5/15)
Passes Attempted	45 at Lafayette (9/5/15)
Passing TDs	1 at Lafayette (9/5/15)
Passes Intercepted	2 at Lafayette (9/5/15)
First Downs	21 at Lafayette (9/5/15)
Penalties	5 at Lafayette (9/5/15)
Penalty Yards	35 at Lafayette (9/5/15)
Sacks	2 at Lafayette (9/5/15)

### Individual

All-Purpose Yards	94, M. Smalley at Lafayette (9/5/15)
Rushing Yards	45, D. Brown at Lafayette (9/5/15)
Rushing Carries	15, D. Brown at Lafayette (9/5/15)
Rushing TDs	0
Longest Rush	15, K. Mayfield at Lafayette (9/5/15)
Longest Rushing TD	0
Passing Yards	243, B. Searfoss at Lafayette (9/5/15)
Passing Completions	31, B. Searfoss at Lafayette (9/5/15)
Passing Attempts	45, B. Searfoss at Lafayette (9/5/15)
Passes Intercepted	2, B. Searfoss at Lafayette (9/5/15)
Passing TDs	1, B. Searfoss at Lafayette (9/5/15)
Longest Pass	24, B. Searfoss to M. Mrazek at Lafayette (9/5/15)
Longest Passing TD	10, B. Searfoss to B. DePietro at Lafayette (9/5/15)
Receiving Yards	66, M. Mrazek at Lafayette (9/5/15)
Receptions	8, M. Mrazek & R. Palumbo at Lafayette (9/5/15)
Receiving TDs	1, B. DePietro at Lafayette (9/5/15)
Longest Reception	24, M. Mrazek at Lafayette (9/5/15)
Longest Receiving TD	10, B. DePietro at Lafayette (9/5/15)
FGs Made	0
FGs Attempted	1, J. Bissell at Lafayette (9/5/15)
Longest FG Made	0
PATs	1, J. Bissell at Lafayette (9/5/15)
Punts	5, R. Forrester at Lafayette (9/5/15)
Punts Average	37.6, R. Forrester at Lafayette (9/5/15)
Longest Punt	43, R. Forrester at Lafayette (9/5/15)
Longest Punt Return	13, J. Roberts at Lafayette (9/5/15)
KO Return Yards	94, M. Smalley at Lafayette (9/5/15)
Longest KO Return	43, M. Smalley at Lafayette (9/5/15)
Total Tackles	13, B. Bryant at Lafayette (9/5/15)
Tackles for Loss	1.0, three players at Lafayette (9/5/15)
Sacks	1.0, B. Bryant & D. Sparks at Lafayette (9/5/15)
Interceptions	1, D. Bencsko at Lafayette (9/5/15)
Int. Return Yards	0



## 2015 Top Offensive Performances

### Tribe's Top Offensive Performances in 2015

#### Top Passing Performances

1. 289 Steve Cluley at Lafayette

Sept. 5

#### Top Rushing Performances

1. 103 M. Abdul-Saboor at Lafayette

Sept. 5

#### Top Receiving Performances

1. 62 Christian Reeves at Lafayette

Sept. 5

2. 60 Kevin Hart at Lafayette

Sept. 5

3. 57 Flynn Heald at Lafayette

Sept. 5

#### 300-yard Passing Games

0 (1) - Steve Cluley

#### 100-yard Rushing Games

1 (14) - Mikal Abdul-Saboor

#### 100-yard Receiving Games

0 (1) - Christian Reeves

#### 200-yard Passing Games

1 (4) - Steve Cluley

\* Career games in parentheses

### Tribe's All-Time Top Offensive Performances

#### Top Passing Performances

- 433, Jake Phillips vs. Delaware, 8/30/07
- 426, Dave Corley vs. Northeastern, 10/28/00
- 409, Mike Potts at Towson, 11/4/06
- 406, Stan Yagiello vs. JMU, 9/28/85
- 401, David Murphy at Marshall, 11/5/83
- 399, Chris Garrity at ECU, 11/14/81
- 385, Greg DeGennaro at Bucknell, 9/20/86
- 383, Kenny Lambiotte vs. Colgate, 9/6/86
- 381, Mike Cook at N. Iowa, 12/7/96\*
- 378, Lang Campbell vs. Northeastern, 10/2/04
- 373, Mike Cook vs. UNH, 10/24/98
- 368, Lang Campbell at Liberty, 10/9/04
- 360, Dave Murphy vs. Rutgers, 10/22/83
- 355, Lang Campbell at Delaware, 10/23/04
- 354, R.J. Archer at Villanova, 10/3/09
- 353, Michael Graham at Old Dominion, 11/10/12
- 352, Mike Cook at Ga. Southern, 9/6/97
- 350, Steve Cluley vs. Villanova, 10/18/14**
- 346, Dave Corley vs. VMI, 9/14/02
- 345, Chris Hakel vs. Delaware, 9/14/91
- 345, Stan Yagiello vs. Norfolk St., 9/14/85

\*NCAA Playoff Game

#### Top Rushing Performances

- 257, Phil Mosser at Ohio Wes., 10/3/70
- 227, Jonathan Grimes vs. ODU, 11/12/11
- 219, Derek Fitzgerald vs. Penn, 10/14/95
- 208, Jonathan Grimes at URI, 11/5/11
- 205, Jonathan Grimes at Richmond, 11/19/11
- 201, Alvin Porch at UConn., 10/18/97
- 198, Mikal Abdul-Saboor vs. Delaware, 10/25/14**
- 198, Jon Smith at UNH, 10/19/02
- 189, Mikal Abdul-Saboor vs. Elon, 11/8/14**
- 189, Derek Fitzgerald at NU, 9/16/95
- 189, Derek Fitzgerald vs. Villanova, 10/23/93
- 186, Alvin Porch vs. Boston, 9/27/97
- 183, Alvin Porch vs. Delaware, 11/2/96
- 181, Robert Green at Navy, 9/21/91
- 180, Robert Green at Citadel, 9/8/90
- 180, Terrence Riggins vs. VMI, 9/13/08
- 177, Tyrone Shelton vs. ETSU, 11/4/89
- 177, Hameen Ali vs. Delaware, 10/10/98
- 173, Alvin Porch vs. Richmond, 11/15/97
- 172, Bill Bowman vs. WFU, 9/19/53
- 171, Jim Kruis vs. Navy, 10/16/76
- 170, Troy Keen at Furman, 9/17/94
- 169, Jonathan Grimes vs. UNH, 10/15/11
- 165, Elijah Brooks at Towson, 11/4/06
- 165, Robert Green vs. VMI, 10/13/90

#### Top Receiving Performances

- 244, Dominique Thompson at Delaware, 10/23/04
- 240, David Conklin at VMI, 9/13/97
- 226, Mike Sutton at Marshall, 11/5/83
- 221, Dominique Thompson at LU, 10/9/04
- 211, Kurt Wrigley vs. Richmond, 11/21/81
- 209, Tre McBride vs. Villanova, 10/18/14
- 201, Elliott Mack at Richmond, 11/16/07
- 198, Ron Gilliam vs. JMU, 9/28/85
- 195, Chris Rosier at UConn., 10/18/97
- 194, Rich Musinski vs. Delaware, 9/28/02
- 191, Rich Musinski at URI, 10/25/03
- 185, Dominique Thompson vs. UD, 12/4/04\*
- 184, Chris Rosier at URI, 10/7/00
- 183, Glenn Bodnar at Colgate, 11/10/84
- 182, Dave Szydluk vs. JMU, 9/28/85
- 168, Chris Rosier at JMU, 10/28/00
- 164, Rich Musinski vs. UNH, 9/29/01
- 162, D.J. McAulay vs. Delaware, 8/30/07
- 162, Dave Conklin vs. UConn., 11/14/98
- 161, Rich Musinski at UMass, 9/1/01

\*NCAA Playoff Game

# 2015 Miscellaneous Stats



## Turnovers

Opponent	W&M				Opp. Pts Off	Margin	Opponent			
	Fum	Int	Tot				Fum	Int	Tot	W&M Pts Off
at Lafayette	-	1	1		7	+1	-	2	2	7
at Virginia										
Stony Brook										
at Delaware										
at Villanova										
New Hampshire										
Hampton										
James Madison										
at Elon										
Towson										
at Richmond										
<b>TOTALS</b>	-	1	1		7	+1	-	2	2	7

## W&M Big Plays

Opponent	Rushing				Passing				Special Teams	
	15-19	20-29	30-39	40+	15-19	20-29	30-39	40+	Block	Ret. TD
at Lafayette	3	-	1	-	2	-	-	3	1	-
at Virginia										
Stony Brook										
at Delaware										
at Villanova										
New Hampshire										
Hampton										
James Madison										
at Elon										
Towson										
at Richmond										
<b>TOTALS</b>	3	-	1	-	2	-	-	3	1	-

## Opponent Big Plays

Opponent	Rushing				Passing				Special Teams	
	15-19	20-29	30-39	40+	15-19	20-29	30-39	40+	Block	Ret. TD
at Lafayette	1	-	-	-	1	1	-	-	-	-
at Virginia										
Stony Brook										
at Delaware										
at Villanova										
New Hampshire										
Hampton										
James Madison										
at Elon										
Towson										
at Richmond										
<b>TOTALS</b>	1	-	-	-	1	1	-	-	-	-





## 2015 Scoring Drives Chart

### William and Mary 2014 Scoring Drives

Opponent	Obtained	Plays	Yards	TOP	Result	Quarter	Play
Lafayette	Interception	10	80	3:43	TD	First	Abdul-Saboor 2-yard run
Lafayette	Punt	12	91	4:49	TD	Second	Reeves 52-yard pass from Cluley
Lafayette	Kickoff	14	72	6:10	FG	Third	Dorka 20-yard field goal
Lafayette	Punt	6	84	2:45	TD	Third	Hart 58-yard pass from Cluley
Lafayette	Missed FG	2	32	0:57	TD	Fourth	Abdul-Saboor 32-yard run
Lafayette	Downs	6	49	2:38	FG	Fourth	Dorka 32-yard field goal

# The Last Time It Happened



## The Last Time the Tribe ...

### Scoring

Scored 30 or more points	.34 at Lafayette (9/5/15)
Scored 40 or more points	.42 at Hampton (9/6/14)
Scored 50 or more points	.52 vs. VMI (9/13/08)
Scored 60 or more points	.63 at VMI (9/8/07)
Scored 70 or more points	.73 at Japan All-Stars (1/9/89 - Epson Ivy Bowl)
Consecutive 40+ point games	.vs. VMI (52), vs. Norfolk State (42) (2008)
Consecutive 50+ point games	.at Northeastern (53), vs. Villanova (51) (1993)
Was shutout	.at Delaware, 0-21 (10/8/11)

### Total Offense

Had more than 400 total yards	.483 at Lafayette (9/5/15)
Had more than 450 total yards	.518 vs. Villanova (10/18/14)
Had more than 500 total yards	.518 vs. Villanova (10/18/14)
Had more than 550 total yards	.616 vs. Richmond (11/20/10)
Had more than 600 total yards	.616 vs. Richmond (11/20/10)
Had more than 650 total yards	.651 vs. VMI (10/2/93)
Had less than 100 total yards	.None post 1981

### Rushing Offense

Rushed for 150 or more yards	.194 at Lafayette (9/5/15)
Rushed for 200 or more yards	.203 at Towson (11/15/14)
Rushed for 250 or more yards	.277 vs. Hampton (9/7/13)
Rushed for 300 or more yards	.323 vs. Georgia State (9/29/12)
Rushed for 350 or more yards	.398 vs. VMI (9/13/08)
Rushed for 400 or more yards	.433 vs. Villanova (10/23/93)
Rushed for 450 or more yards	.453 vs. Ohio Wesleyan (10/3/70)
Rushed for less than 50 yards	.37 vs. James Madison (9/24/11)

### Passing Offense

Passed for 250 or more yards	.289 at Lafayette (9/5/15)
Passed for 300 or more yards	.350 vs. Villanova (10/18/14)
Passed for 350 or more yards	.350 vs. Villanova (10/18/14)
Passed for 400 or more yards	.433 vs. Delaware (8/30/07)
Passed for 450 or more yards	.498 at VMI (9/13/97)
Passed for less than 50 yards	.30 vs. New Hampshire (11/6/10)

### Rushing/Passing Offense

Rushed/Passed for 200+ yards	.vs. Old Dominion (11/12/11) (258 rush/245 pass)
------------------------------	--

### Scoring Defense

Allowed 0 points	.0 vs. New Hampshire (11/2/13)
Allowed 3 or fewer points	.0 vs. New Hampshire (11/2/13)
Allowed 7 or fewer points	.7 at Lafayette (9/5/15)
Allowed 10 or fewer points	.7 at Lafayette (9/5/15)
Allowed 14 or fewer points	.7 at Lafayette (9/5/15)
Consecutive Shutouts	.at Northeastern (32-0), at New Hampshire (39-0) (1995)

### Total Defense

Allowed fewer than 100 total yards	.82 at Bucknell (9/20/96)
Allowed fewer than 125 total yards	.82 at Bucknell (9/20/96)
Allowed fewer than 150 total yards	.149 at Rhode Island (10/31/09)
Allowed fewer than 175 total yards	.161 vs. Weber State (11/28/09 - NCAA First Round)
Allowed fewer than 200 total yards	.185 vs. Hampton (9/7/13)
Allowed fewer than 250 total yards	.207 at Delaware (11/9/13)



# The Last Time It Happened

## The Last Time the Tribe ...

### Rushing Defense

---

Allowed -40 or fewer yards	.....-46 at Rhode Island (10/31/09)
Allowed -30 or fewer yards	.....-35 at Delaware (11/9/13)
Allowed -20 or fewer yards	.....-35 at Delaware (11/9/13)
Allowed -10 or fewer yards	.....-35 at Delaware (11/9/13)
Allowed 0 or fewer yards	.....-35 at Delaware (11/9/13)
Allowed 10 or fewer yards	.....-35 at Delaware (11/9/13)
Allowed 20 or fewer yards	.....-35 at Delaware (11/9/13)
Allowed 10 or fewer yards	.....-35 at Delaware (11/9/13)
Allowed 20 or fewer yards	.....-35 at Delaware (11/9/13)
Allowed 30 or fewer yards	.....-35 at Delaware (11/9/13)
Allowed 40 or fewer yards	.....-35 at Delaware (11/9/13)
Allowed 50 or fewer yards	.....-35 at Delaware (11/9/13)

### Passing Defense

---

Allowed 25 or fewer yards passing	.....0 at James Madison (11/13/10)
Allowed 50 or fewer yards passing	.....31 vs. Georgia Southern (12/4/10)
Allowed 100 or fewer yards passing	.....94 vs. Towson (11/16/13)
Allowed 150 or fewer yards passing	.....94 vs. Towson (11/16/13)

### Individual Rushing

---

Had a player rush for 100 or more yards	.....103 by Mikal Abdul-Saboor at Lafayette (9/5/15)
Had a player rush for 150 or more yards	.....189 by Mikal Abdul-Saboor vs. Elon (11/8/14)
Had a player rush for 200 or more yards	.....225 by Jonathan Grimes at Richmond (11/19/11)
Had a player rush for 250 or more yards	.....257 by Phil Mosser vs. Ohio Wesleyan (10/3/70)
Had a player rush for 2 or more TDs	.....2 by Mikal Abdul-Saboor at Lafayette (9/5/15)
Had a player rush for 3 or more TDs	.....3 by Mikal Abdul-Saboor at Towson (11/15/14)
Had a player rush for 4 or more TDs	.....4 by Elijah Brooks vs. New Hampshire (10/8/05)
Had a TD rushing/receiving	.....Kendell Anderson (1 rush, 1 receiving) vs. Lafayette (9/20/14)
Rushed for consecutive 100+ yard games	.....Mikal Abdul-Saboor vs. Delaware, James Madison, Elon, Towson (2014)
Rushed for three consecutive 100+ yard games	.....Mikal Abdul-Saboor vs. Delaware, James Madison, Elon, Towson (2014)
Rushed for four consecutive 100+ yard games	.....Mikal Abdul-Saboor vs. Delaware, James Madison, Elon, Towson (2014)
Rushed for five consecutive 100+ yard games	.....Mikal Abdul-Saboor vs. Delaware, James Madison, Elon, Towson, Richmond (2014)
Rushed for six consecutive 100+ yard games	.....Mikal Abdul-Saboor vs. UD, JMU, EU, TU, UR (2014); LC (2015) & Derek Fitzgerald (1993)
Had two players rush for 100+ yards	.....Troy Keen (158) and Derek Fitzgerald (140) vs. Rhode Island (10/7/95)
Had a player with 30+ carries	.....30 by Mikal Abdul-Saboor vs. Elon (11/8/14)
Had a player rush/receive for 100 or more yards	.....Jonathan Grimes (169 rushing, 126 receiving) vs. New Hampshire (10/15/11)

### Individual Passing

---

Had a player pass for 250 or more yards	.....289 by Steve Cluley at Lafayette (9/5/15)
Had a player pass for 300 or more yards	.....350 by Steve Cluley vs. Villanova (10/18/14)
Had a player pass for 350 or more yards	.....350 by Steve Cluley vs. Villanova (10/18/14)
Had a player pass for 400 or more yards	.....433 by Jake Phillips vs. Delaware (10/30/07)
Had a player pass for 3 or more TDs	.....3 by Steve Cluley vs. Villanova (10/18/14)
Had a player pass for 4 or more TDs	.....4 by Michael Graham at Old Dominion (11/10/12)
Had a player pass for 5 or more TDs	.....5 by Mike Cook at Northern Iowa(12/7/96 - NCAA Quarterfinals)
Had a player pass for 6 or more TDs	.....6 by Shawn Knight at Maine (11/6/93)
Had a player complete 25 or more passes	.....35 by R.J. Archer at Villanova (10/3/09)
Had a player complete 30 or more passes	.....35 by R.J. Archer at Villanova (10/3/09)
Had a player complete 35 or more passes	.....35 by R.J. Archer at Villanova (10/3/09)
Had a player throw 35 or more passes	.....37 by Brent Caprio at Richmond (11/23/13)
Had a player throw 40 or more passes	.....40 by Mike Callahan at James Madison (11/13/10)
Had a player throw 45 or more passes	.....55 by R.J. Archer at Villanova (10/3/09)
Had a player throw 50 or more passes	.....55 by R.J. Archer at Villanova (10/3/09)
Had a player throw 55 or more passes	.....55 by R.J. Archer at Villanova (10/3/09)
Had a player pass/rush for 100 or more yards	.....David Corely (247 pass, 107 rush) at Villanova (11/11/00)
Had a player pass/rush for 2 TDs	.....Lang Campbell (2 pass, 2 rush) at North Carolina (9/4/04)



# The Last Time It Happened



## The Last Time the Tribe ...

### Individual Receiving

Had a player with 10 or more receptions . . . . .	11 by Tre McBride vs. Villanova (10/18/14)
Had a player with 11 or more receptions . . . . .	11 by Tre McBride vs. Villanova (10/18/14)
Had a player with 12 or more receptions . . . . .	13 by Rich Musinski at Rhode Island (10/25/03)
Had a player with 13 or more receptions . . . . .	13 by Rich Musinski at Rhode Island (10/25/03)
Had a player with 100 or more receiving yards . . . . .	134 by Tre McBride vs. Richmond (11/22/14)
Had a player with 150 or more receiving yards . . . . .	209 by Tre McBride vs. Villanova (10/18/14)
Had a player with 200 or more receiving yards . . . . .	209 by Tre McBride vs. Villanova (10/18/14)
Had a player with 2 or more TD receptions . . . . .	2 by Sean Ballard vs. Richmond (11/22/14)
Had a player with 3 or more TD receptions . . . . .	3 by Tre McBride at Old Dominion (11/10/12)
Had a player with 4 or more TD receptions . . . . .	4 by Dominique Thompson at Delaware (10/23/04)
Had two players with 100 receiving yards . . . . .	Sean Ballard (133) and Tre McBride (123) at Old Dominion (11/10/12)

### Individual All-Purpose

Had a player with 300+ all-purpose yards . . . . .	359 yards by Tre McBride vs. Villanova (10/18/14)
Had a player with consecutive 300+ all-purpose yard games . . . . .	J. Grimes vs. New Hampshire (10/15/11) and vs. Towson (10/22/11)

### Special Teams/Special Situation/Defense

Returned a kickoff for a TD . . . . .	97 yards by Jonathan Grimes vs. Villanova (10/4/08)
Returned a punt for a TD . . . . .	91 yards by B.W. Webb vs. Delaware (9/22/12)
Returned a blocked punt for a TD . . . . .	2 yards by Kendell Anderson at James Madison (11/1/14)
Returned a blocked field goal for a TD . . . . .	66 yards by Ivan Tagoe vs. Norfolk State (9/13/14)
Returned a blocked extra point for a score . . . . .	85 yards by DeAndre Houston-Carson vs. Lafayette (9/20/14)
Returned a fumble for a TD . . . . .	40 yards by Airek Green at Richmond (11/23/13)
Returned an interception for a TD . . . . .	39 yards by Jared Velasquez vs. Norfolk State (9/13/14)
Blocked a punt . . . . .	Kendell Anderson and DeAndre Houston-Carson at James Madison (11/1/14)
Blocked a field goal . . . . .	Tyler Claytor at Lafayette (9/5/15)
Blocked an extra point . . . . .	Mike Reilly vs. Lafayette (9/20/14)
Had 2 interceptions . . . . .	Brian Thompson vs. VMI (9/11/10)
Had 3 or more interceptions . . . . .	3 by B.W. Webb at Virginia (9/5/10)
Had 15 or more tackles . . . . .	18 by Jared Velasquez at Maine (10/19/13)
Made 4 field goals . . . . .	Brian Pate at Virginia (9/5/09)
Made a 50+ yard field goal . . . . .	50 yards by Greg Kuehn at Rhode Island (9/17/05)
Converted 2-point run . . . . .	Lang Campbell vs. James Madison (12/10/04)
Converted 2-point reception . . . . .	Steve Cluley from Tre McBride at Stony Brook (9/27/14)
Recovered an onside kick . . . . .	Tre McBride at Maine (10/19/13)
Blocked two kicks . . . . .	2 (both punts) at James Madison (11/1/14)
Intercepted 4 passes . . . . .	4 vs. Georgia State (9/29/12)
Intercepted 5 passes . . . . .	5 vs. VMI (9/11/10)
Had 5 or more passes intercepted . . . . .	6 vs. Richmond (11/22/08)
Scored a defensive touchdown . . . . .	Interception return vs. Norfolk State (9/13/14)
Scored 2 defensive touchdowns . . . . .	2 INT Ret. at Lafayette (9/14/13)
Allowed a defensive touchdown . . . . .	INT Ret. and Fumble Return vs. Delaware (9/22/12)
Scored a special teams touchodown . . . . .	Blocked punt return at James Madison (11/1/14)
Allowed a special teams touchdown . . . . .	Kickoff Ret. at Delaware (11/9/13)
Scored a defensive and special teams touchdown . . . . .	Interception return and blocked field goal return vs. Norfolk State (9/13/14)
Recorded a safety . . . . .	vs. Norfolk State (9/13/14)
Surrendered a safety . . . . .	at James Madison (11/13/10)
Won in overtime . . . . .	27-21 at Stony Brook (9/27/14)
Lost in overtime . . . . .	(2 OT) 27-26 at James Madison (10/13/12)
Tied an opponent . . . . .	31-31 at Princeton (9/23/89)



# The Last Time it Happened

## The Last Time a Tribe Opponent ...

### Team Offense

Scored 40 or more points ..... 41 at Old Dominion (11/10/12)  
Scored 50 or more points ..... 51 vs. Delaware (9/22/12)  
Scored 60 or more points ..... 63 at Villanova (10/6/07)  
Scored 70 or more points ..... 81 at North Carolina A&E (State) (11/6/20)  
Scored 80 or more points ..... 81 at North Carolina A&E (State) (11/6/20)  
Scored 90 or more points ..... 93 at Delaware (11/25/15)

Had 500 or more total yards ..... 500 vs. Old Dominion (11/12/11)  
Had 600 or more total yards ..... 638 at Western Michigan (9/6/03)

Rushed for 400 or more yards ..... 423 vs. Georgia Southern (12/4/10)  
Rushed for 500 or more yards ..... 509 vs. Furman (9/18/99)

Passed for 300 or more yards ..... 324 at James Madison (11/1/14)  
Passed for 400 or more yards ..... 422 vs. New Hampshire (10/15/11)

### Team Defense

Posted a shutout ..... at Delaware, 21-0 (10/8/11)  
Allowed less than 100 total yards ..... None post 1981  
Allowed less than 50 yards rushing ..... 37 vs. James Madison (9/24/11)  
Allowed less than 50 yards passing ..... 30 at New Hampshire (11/6/10)  
Intercepted 5 or more passes ..... 6 vs. Richmond (11/22/08)  
Scored a defensive touchdown ..... INT Return and Fumble Returns vs. Delaware (9/22/12)  
Recorded a safety ..... at James Madison (11/13/10)

### Team Special Teams

Scored a special teams touchdown ..... Kickoff Return at Delaware (11/9/13)  
Blocked a field goal ..... vs. Elon (11/8/14)  
Blocked a punt ..... at James Madison (11/1/14)  
Scored a defensive and special teams touchdown ..... INT Return, Fumble Return and Blocked Field Goal Return vs. Delaware (9/22/12)

### Individual Offense

Rushed for 100 yards ..... 123 by Seth Fisher vs. Richmond (11/22/14)  
Rushed for 200 yards ..... 244 by Omar Cuff vs. Delaware (8/30/07)  
Had two players rush for 100 or more yards ..... 125 by D. Scott and 121 by J. Sullivan at James Madison (11/13/10)  
Rushed for 3 or more touchdowns ..... 3 by Angus Harper vs. Old Dominion (11/12/11)  
Rushed for 4 or more touchdowns ..... 6 by Omar Cuff vs. Delaware (8/30/07)  
Had 30 or more carries ..... 30 by Terrance West vs. Towson (11/16/13)  
Had a rushing/receiving touchdown ..... Kevin Monangai (1 rush, 1 receiving) vs. Villanova (10/18/14)  
  
Passed for 300 or more yards ..... 324 by Vad Lee at James Madison (11/1/14)  
Passed for 400 or more yards ..... 422 by Kevin Decker vs. New Hampshire (10/15/11)  
Threw 4 or more touchdown passes ..... 4 by Taylor Heinicke at Old Dominion (11/10/12)  
Threw 6 touchdown passes ..... C. Munson at Western Michigan (9/6/03)  
Completed 30 or more passes ..... 31 by Blake Searfoss at Lafayette (9/5/15)  
Passed/Ran for 100 yards ..... Justin Thorpe (157 pass, 106 rush) at James Madison (10/13/12)  
Passed/Ran for 2 touchdowns ..... John Robertson (2 pass, 2 rush) vs. Villanova (10/18/14)  
  
Had 100 receiving yards ..... 128 by Daniel Brown at James Madison (11/1/14)  
Had 200 receiving yards ..... 206 by C. Adams vs. Hofstra (10/6/01)  
Had two players with 100 receiving yards ..... Twarn Mixson (123) and Jorrian Washington (113) at Hampton (9/6/14)  
Had 10 or more receptions ..... 11 by R. Jackson vs. Rhode Island (9/21/13)  
Had 3 or more touchdown receptions ..... 3 by T. Hinshaw at Central Florida (9/23/00)

# The Last Time it Happened



## The Last Time a Tribe Opponent ...

### Individual Defense

---

Had 20 or more tackles. ....	20 by Darius McMillan at Richmond (11/19/11)
Had 15 or more tackles. ....	16 by Don Cherry vs. Villanova (10/18/14)
Had 2 or more interceptions ....	2 by Eriq Lewis vs. Old Dominion (11/12/11)
Returned an interception for a touchdown ....	47 yards by Z. Kerr vs. Delaware (9/22/12)
Returned a fumble for a touchdown. ....	45 yards by V. Hollerman vs. Delaware (9/22/12)

### Individual Special Teams

---

Returned a kickoff for a touchdown ....	97 yards by Travis Hawkins at Delaware (11/9/13)
Returned a punt for a touchdown. ....	70 yards by Antonio Vaughan at Old Dominion (11/10/12)
Returned a blocked punt for a touchdown ....	2 yards by D.J. Bryant at James Madison (11/13/10)
Returned a blocked field goal for a touchdown ....	90 yards by Travis Hawkins vs. Delaware (9/22/12)
Made 4 field goals. ....	Robert Randolph at Virginia (9/3/11)
Kicked a 50+ yard field goal ....	51 by C. McCormack vs. New Hampshire (10/15/03)
Converted a 2-point run ....	Connor Frazier vs. Towson (11/16/13)
Converted a 2-point pass ....	R.J. Harris from Andy Vailas at New Hampshire (10/11/14)





# Single-Game Records

## Individual Records

### Scoring

#### Most Points

36, Bill Palese vs. Bridgewater, 1931

#### Most Touchdowns

6, Bill Palese vs. Bridgewater, 1931

#### Most PATs

9, B. Pate at VMI, 2007

8, Greg Kuehn vs. Liberty, 2005

8, Greg Kuehn vs. VMI, 2002

8, Terry Regan vs. Davidson, 1972

#### Most Field Goals

4, B. Pate at Virginia, 2009

4, Brett Sterba vs. Northeastern, 2000

4, Brian Shallcross vs. VU, 1995

4, Chris Dawson vs. Lehigh, 1992

### Total Offense

#### Most Yards

462, Jake Phillips vs. Delaware, 2007

454, David Corley vs. Northeastern, 2000

### Rushing

#### Rush Attempts

39, Jonathan Grimes at Richmond, 2011

#### Rushing Yards

257, Phil Mosser vs. Ohio Wesl., 1970

### Passing

#### Pass Attempts

55, R.J. Archer at Villanova, 2009

#### Completions

35, R.J. Archer at Villanova, 2009

35, Dave Murphy vs. Rutgers, 1983

#### Passing Yards

433, Jake Phillips vs. Delaware, 2007

426, David Corley vs. Northeastern, 2000

#### Touchdown Passes

6, Shawn Knight vs. Maine, 1993

### Receiving

#### Receptions

13, Rich Musinski vs. URI, 2003

13, Glen Bodnar vs. Colgate, 1984

#### Receiving Yards

244, Dominique Thompson at UD, 2004

240, Dave Conklin vs. VMI, 1997

#### TD Receptions

4, Dominique Thompson at UD, 2004

4, Vito Ragazzo vs. WFU, 1949

4, Corey Ludwig vs. Maine, 1993

### Sacks

6, Walt Brodie vs. VMI, 1955

5, Marcus Hyde vs. New Hampshire, 2011

### Interceptions

4, Jack Bruce vs. Richmond, 1947

## Individual Long Plays

### Rush from scrimmage

95 yds, John Truehart vs. Emory and Henry, 1934

### Pass Completion

98 yds, R.J. Archer to Cameron Dohse at Villanova, 2009

### Punt

77 yds, Russell Brown, 1972

77 yds, Joe Agee, 1975

77 yds, Jack Freeman, 1942

### Punt Return

101 yds, Dale Worrall vs. Bridgewater, 1932

### Kickoff Return

100 yds, Dick Pawlewicz vs. UVA, 1974

### Fumble Return

91 yds, Meb Davis vs. Columbia, 1926

### Interception Return

93 yds, Marvin Graham vs. Virginia Tech, 1946

### Interception Return for a Touchdown

90 yds, Jared Velasquez vs. James Madison, 2013

### Field Goal

53 yds, Steve Christie vs. ETSU, 1987

53 yds, Steve Christie vs. UVA, 1988

53 yds, Brett Sterba vs. Delaware, 2000

## Team Records

### Most Points Scored

95, vs. Bridgewater, 1931

### Most Points Allowed

93, by Delaware, 1915

### Most Yards Gained

681, vs. Richmond, 1991

### Most Plays

100, vs. Virginia Tech, 1971

### Rushing Yards

453, vs. Ohio Wesleyan, 1970

433, vs. Villanova, 1993

419, vs. Delaware, 1973

417, vs. Richmond, 1974

413, vs. VMI, 1993

### Pass Attempts

55, at Villanova, 2009

### Pass Completions

35, at Villanova, 2009

### Passing Yards

498, vs. VMI, 1997

433, vs. Delaware, 2007

426, vs. Northeastern, 2000

421, at Towson, 2007

414, vs. Miami (Ohio), 1982

412, vs. JMU, 1985

403, vs. East Carolina, 1981

### First Downs

36, vs. VMI, 1991

36, vs. VMI, 1993

35, vs. Liberty, 2005

### Most Interceptions

6, vs. Wake Forest, 1947

### Best Defense Against the Run

-46 yds, at Rhode Island, 2009

-39 yds, vs. Colgate, 1988

-39 yds, vs. Villanova, 1996

-35 yds, at Delaware, 2013

-11 yds, vs. Quantico, 1967

-6 yds, vs. Weber St., 2009

-6 yds, vs. Liberty, 2005

-6 yds, vs. Villanova, 1993

-2 yds, vs. Delaware, 2009

### Best Defense Against the Pass

0 yds, at James Madison, 2010

9 yds, vs. UMass, 1995

9 yds, vs. East Carolina, 1980

9 yds, vs. Appalachian State, 1976

10 yds, vs. Furman, 1999

11 yds, vs. VMI, 1993

# Offensive Individual Career Game Highs



## Quarterbacks

### Steve Cluley, Jr.

#### Passing

Att. 32 .... (2) last vs. Villanova, 2014  
 Cmp. 21 .... (2) last vs. Villanova, 2014  
 Cmp. % 66.6 ... at Lafayette, 2015  
 Yards 350 ... vs. Villanova, 2014  
 Long 73 ... vs. Lafayette, 2014  
 TDs 3 ... vs. Villanova, 2014  
 INTs 1 .... (2) last at Lafayette, 2015  
 Sacked 6 .... (2) last at JMU, 2014

#### Rushing

Att. 13 .... (2) last at Stony Brook, 2014  
 Yards 87 ... vs. Lafayette, 2014  
 TDs 2 ... vs. Lafayette, 2014  
 Long 60 ... vs. Lafayette, 2014

Completion % - (Minimum 10 attempts)

## Running Backs

### Kendell Anderson, Jr.

#### Rushing

Att. 14 .... (2) last at Maine, 2013  
 Yards 97 ... vs. Hampton, 2013  
 TDs 2 .... (2) last at Hampton, 2014  
 Long 42 ... vs. Villanova, 2014

#### Receiving

Rec. 3 .... (2) last vs. Lafayette, 2014  
 Yards 50 ... vs. Lafayette, 2014  
 TDs 1 ... vs. Lafayette, 2014  
 Long 37 ... vs. Norfolk St., 2014

### Mikal Abdul Saboor, Sr.

#### Rushing

Att. 37 ... vs. Delaware, 2014  
 Yards 198 ... vs. Delaware, 2014  
 TDs 3 .... (3) last at Towson, 2014  
 Long 40 ... at Virginia Tech, 2014

#### Receiving

Rec. 4 .... (2) last at UNH, 2014  
 Yards 47 ... at UNH, 2012  
 TDs 0  
 Long 29 ... at UNH, 2012

### Jonathan Dunn, So.

#### Rushing

Att. 5 .... at Lafayette, 2015  
 Yards 25 ... at Lafayette, 2015  
 TDs 0  
 Long 11 ... at Lafayette, 2015

#### Receiving

Rec. 0  
 Yards 0  
 TDs 0  
 Long 0

### Andrew Weidinger, Sr.

#### Rushing

Att. 0  
 Yards 0  
 TDs 0  
 Long 0

#### Receiving

Rec. 1 .... (5) last vs. Delaware, 2014  
 Yards 25 ... at ODU, 2012  
 TDs 0  
 Long 25 ... at ODU, 2012

## Wide Receivers/TE

### Jack Armstrong, RFr.

#### Receiving

Rec. 6 .... at Lafayette, 2015  
 Yards 39 ... at Lafayette, 2015  
 TDs 0  
 Long 16 ... at Lafayette, 2015

### Andrew Caskin, So.

#### Receiving

Rec. 2 .... (2) last at Lafayette, 2015  
 Yards 62 ... at JMU, 2014  
 TDs 1 ... vs. Villanova, 2014  
 Long 39 ... at JMU, 2014

### DeVonte Dedmon, So.

#### Receiving

Rec. 4 .... (2) last at Stony Brook, 2014  
 Yards 67 ... at Stony Brook, 2014  
 TDs 1 ... at JMU, 2014  
 Long 45 ... at Stony Brook, 2014

### Kevin Hart, Jr.

#### Receiving

Rec. 7 .... at Richmond, 2013  
 Yards 79 ... at Richmond, 2013  
 TDs 1 ... at Lafayette, 2015  
 Long 58 ... at Lafayette, 2015

### Flynn Heald, Jr.

#### Receiving

Rec. 2 .... at Lafayette, 2015  
 Yards 57 ... at Lafayette, 2015  
 TDs 0  
 Long 44 ... at Lafayette, 2015

### Eric Hensley, Jr.

#### Receiving

Rec. 1 .... (3) last at UNH, 2014  
 Yards 14 ... at UNH, 2014  
 TDs 0  
 Long 14 ... at UNH, 2014

### Daniel Kuzjak, So.

#### Receiving

Rec. 3 .... at Lafayette, 2015  
 Yards 32 ... at Lafayette, 2015  
 TDs 0  
 Long 16 ... at Lafayette, 2015

### Christian Reeves, Sr.

#### Receiving

Rec. 4 .... vs. UNH, 2013  
 Yards 109 ... vs. UNH, 2013  
 TDs 1 ... at Lafayette, 2015  
 Long 61 ... vs. UNH, 2013



# Defensive Individual Career Game Highs

## Defensive Line

### Matt Ahola, So.

TT	2	.....at Lafayette, 2015
UT	2	.....at Lafayette, 2015
AT	1	.....at Virginia Tech, 2014
Sacks	0	
TFL	0	
FF	0	
FR	0	
INT	0	
PBU	0	

### Tyler Claytor, Sr.

TT	5	.....(4) last vs. Elon, 2014
UT	3	.....(4) last vs. Richmond, 2014
AT	4	.....at JMU, 2014
Sacks	2.5	...vs. Delaware, 2014
TFL	2.5	...vs. Delaware, 2014
FF	0	
FR	1	.....at Villanova, 2013
INT	0	
PBU	1	.....(4) last vs. Richmond, 2014

### V.J. Davey, Jr.

TT	2	.....(3) last at JMU, 2014
UT	1	.....(2) last at JMU, 2014
AT	2	.....(2) last vs. Norfolk St., 2014
Sacks	0	
TFL	0	
FF	0	
FR	0	
INT	0	
PBU	0	

### Chris Donald, Jr.

TT	2	.....at Delaware, 2013
UT	1	.....(2) last at Lafayette, 2015
AT	2	.....at Delaware, 2013
Sacks	0	
TFL	0	
FF	0	
FR	0	
INT	0	
PBU	2	.....at Virginia Tech, 2014

### Peyton Gryder, Jr.

TT	5	.....at Virginia Tech, 2014
UT	3	.....at Villanova, 2013
AT	3	.....(2) last vs. Villanova, 2014
Sacks	1.5	...vs. Villanova, 2014
TFL	2	.....at Towson, 2014
FF	1	.....at Hampton, 2014
FR	1	.....at Lafayette, 2013
INT	0	
PBU	1	.....(2) last at Va. Tech, 2014

### Braxton Hicks, Sr.

TT	4	.....at Villanova, 2013
UT	3	.....at Villanova, 2013
AT	2	.....(2) last at Lafayette, 2013
Sacks	0	
TFL	0.5	...at Lafayette, 2013
FF	0	
FR	0	
INT	0	
PBU	0	

### Xavier Roscoe, So.

TT	4	.....at Lafayette, 2015
UT	3	.....at Lafayette, 2015
AT	1	.....(2) last at Lafayette, 2015
Sacks	1	.....vs. Delaware, 2014
TFL	1	.....(2) last at Lafayette, 2015
FF	0	
FR	0	
INT	0	
PBU	0	

### Isaiah Stephens, So.

TT	7	.....vs. Villanova, 2014
UT	4	.....at Towson, 2014
AT	5	.....(2) last at JMU, 2014
Sacks	1.5	...vs. Villanova, 2014
TFL	2	.....vs. Villanova, 2014
FF	0	
FR	1	.....at JMU, 2014
INT	0	
PBU	1	.....vs. Elon, 2014

## Linebackers

### Zach Fetters, Sr.

TT	10	.....at Lafayette, 2015
UT	9	.....at Lafayette, 2015
AT	1	.....(2) last at Lafayette, 2015
Sacks	0	
TFL	0.5	...at Stony Brook, 2014
FF	0	
FR	0	
INT	0	
PBU	1	.....at Lafayette, 2015

### Ian Haislip, Sr.

TT	8	.....at Lafayette, 2015
UT	5	.....(2) last at Lafayette, 2015
AT	3	.....at Lafayette, 2015
Sacks	1	.....vs. Lafayette, 2014
TFL	1	.....(3) last at Lafayette, 2015
FF	0	
FR	0	
INT	0	
PBU	1	.....vs. Norfolk St., 2014

### Marcus Harvey, Jr.

TT	11	.....at Virginia Tech, 2014
UT	8	.....at Virginia Tech, 2014
AT	3	.....(2) last at Va. Tech, 2014
Sacks	0	
TFL	1	.....at Virginia Tech, 2014
FF	1	.....at Virginia Tech, 2014
FR	0	
INT	1	.....at Lafayette, 2013
PBU	1	.....vs. Richmond, 2014

### Stephen Lubnow, Jr.

TT	3	.....at Lafayette, 2015
UT	3	.....at Lafayette, 2015
AT	0	
Sacks	0	
TFL	0	
FF	0	
FR	0	
INT	0	
PBU	0	

### Luke Rhodes, Sr.

TT	13	.....(2) last vs. UNH, 2013
UT	9	.....at UNH, 2014
AT	11	.....(2) last at Richmond, 2013
Sacks	1	.....(5) last vs. Richmond, 2014
TFL	2	.....at Stony Brook, 2014
FF	1	.....(4) last at Hampton, 2014
FR	1	.....vs. Lafayette, 2014
INT	1	.....at Delaware, 2013
PBU	2	.....(2) last at Towson, 2014

## Defensive Backs

### Mike Barta, So.

TT	1	.....at Lafayette, 2015
UT	1	.....at Lafayette, 2015
AT	0	
Sacks	0	
TFL	0	
FF	0	
FR	0	
INT	0	
PBU	0	

### Richie DiPietro, So.

TT	4	.....vs. Lafayette, 2014
UT	4	.....vs. Lafayette, 2014
AT	1	.....at Hampton, 2014
Sacks	0	
TFL	0	
FF	0	
FR	1	.....at Towson, 2014
INT	0	
PBU	0	

### Denzel Dykes, So.

TT	4	.....(2) last vs. Lafayette, 2014
UT	3	.....(3) last at Lafayette, 2015
AT	1	.....(2) last vs. Lafayette, 2014
Sacks	0	
TFL	0	
FF	0	
FR	0	
INT	0	
PBU	1	.....vs. Richmond, 2014

### DeAndre Houston-Carson, Sr.

TT	11	.....at Lafayette, 2015
UT	8	.....at Lafayette, 2015
AT	6	.....(2) last at JMU, 2014
Sacks	1	.....at Villanova, 2013
TFL	1.5	...at Stony Brook, 2014
FF	0	
FR	1	.....(2) last vs. Norfolk St., 2014
INT	1	.....(6) last vs. Delaware, 2014
PBU	2	.....(6) last vs. Norfolk St., 2014

### Trey Reed, Jr.

TT	8	.....at Stony Brook, 2014
UT	8	.....at Stony Brook, 2014
AT	2	.....at Virginia Tech, 2014
Sacks	0	
TFL	1	.....at Stony Brook, 2014
FF	1	.....(3) last at Towson, 2014
FR	0	
INT	0	
PBU	2	.....at Lafayette, 2015



# Def./Spec. Tm. Individual Career Game Highs



## Keanu Reuben, So.

TT 10 . . . . at Towson, 2014  
 UT 7 . . . . at Towson, 2014  
 AT 6 . . . . at JMU, 2014  
 Sacks 0  
 TFL 1 . . . . (2) last at Towson, 2014  
 FF 1 . . . . at Towson, 2014  
 FR 0  
 INT 0  
 PBU 1 . . . . at JMU, 2014

## Raeshawn Smith, RFr.

TT 1 . . . . at Lafayette, 2015  
 UT 0  
 AT 1 . . . . at Lafayette, 2015  
 Sacks 0  
 TFL 0  
 FF 0  
 FR 0  
 INT 1 . . . . at Lafayette, 2015  
 PBU 0

## Aaron Swinton, So.

TT 8 . . . . at Towson, 2014  
 UT 5 . . . . (2) last vs. Richmond, 2014  
 AT 4 . . . . at Towson, 2014  
 Sacks 0  
 TFL 0  
 FF 0  
 FR 0  
 INT 1 . . . . (2) last at Lafayette, 2015  
 PBU 1 . . . . (3) last vs. Richmond, 2014

## Jared Velasquez, Sr.

TT 18 . . . . at Maine, 2013  
 UT 6 . . . . (2) last vs. Villanova, 2014  
 AT 12 . . . . at Maine, 2013  
 Sacks 0  
 TFL 1.5 . . . at UNH, 2014  
 FF 1 . . . . (2) last at Delaware, 2013  
 FR 1 . . . . (2) last at Towson, 2014  
 INT 1 . . . . (2) last vs. Norfolk St., 2014  
 PBU 2 . . . . vs. UNH, 2013

## Kickers/Punters

### Nick Dorka, RFr.

#### Placekicking (Field Goals)

Att. 2 . . . . (2) last at Lafayette, 2015  
 Made 2 . . . . at Lafayette, 2015  
 Long 36 . . . . vs. Delaware, 2014

#### Punting

Att. 5 . . . . (2) last at JMU, 2014  
 Long 68 . . . . vs. Richmond, 2014  
 I20 3 . . . . vs. Richmond, 2014  
 50+ 2 . . . . (2) last vs. Richmond, 2014

### Hunter Windmuller, So.

#### Punting

Att. 6 . . . . vs. Norfolk St., 2014  
 Long 62 . . . . vs. Norfolk St., 2014  
 I20 1 . . . . (3) last vs. Norfolk St., 2014  
 50+ 4 . . . . at Virginia Tech, 2014



# 2015 Individual Game-by-Game Stats

## Passing

S. Cluley	Att	Cmp	Int	Yds	TD	Lng
at Lafayette	30	20	1	289	2	58
at Virginia						
Stony Brook						
at Delaware						
at Villanova						
New Hampshire						
Hampton						
James Madison						
at Elon						
Towson						
at Richmond						
<b>TOTALS</b>	<b>30</b>	<b>20</b>	<b>1</b>	<b>289</b>	<b>2</b>	<b>58</b>

## Rushing

M. Abdul-Saboor	Att	Gn	Ls	Net	TD	Lng
at Lafayette	17	103	-	103	2	32
at Virginia						
Stony Brook						
at Delaware						
at Villanova						
New Hampshire						
Hampton						
James Madison						
at Elon						
Towson						
at Richmond						
<b>TOTALS</b>	<b>17</b>	<b>103</b>	<b>-</b>	<b>103</b>	<b>2</b>	<b>32</b>

K. Anderson	Att	Gn	Ls	Net	TD	Lng
at Lafayette	8	39	-	39	-	15
at Virginia						
Stony Brook						
at Delaware						
at Villanova						
New Hampshire						
Hampton						
James Madison						
at Elon						
Towson						
at Richmond						
<b>TOTALS</b>	<b>8</b>	<b>39</b>	<b>-</b>	<b>39</b>	<b>-</b>	<b>15</b>

D. Dedmon	Att	Gn	Ls	Net	TD	Lng
at Lafayette	-	-	-	-	-	-
at Virginia						
Stony Brook						
at Delaware						
at Villanova						
New Hampshire						
Hampton						
James Madison						
at Elon						
Towson						
at Richmond						
<b>TOTALS</b>	<b>-</b>	<b>-</b>	<b>-</b>	<b>-</b>	<b>-</b>	<b>-</b>

J. Dunn	Att	Gn	Ls	Net	TD	Lng
at Lafayette	5	27	2	25	-	11
at Virginia						
Stony Brook						
at Delaware						
at Villanova						
New Hampshire						
Hampton						
James Madison						
at Elon						
Towson						
at Richmond						
<b>TOTALS</b>	<b>5</b>	<b>27</b>	<b>2</b>	<b>25</b>	<b>-</b>	<b>11</b>

K. Hart	Att	Gn	Ls	Net	TD	Lng
at Lafayette	2	10	-	10	-	6
at Virginia						
Stony Brook						
at Delaware						
at Villanova						
New Hampshire						
Hampton						
James Madison						
at Elon						
Towson						
at Richmond						
<b>TOTALS</b>	<b>2</b>	<b>10</b>	<b>-</b>	<b>10</b>	<b>-</b>	<b>6</b>

C. Reeves	Att	Gn	Ls	Net	TD	Lng
at Lafayette	1	19	-	19	-	19
at Virginia						
Stony Brook						
at Delaware						
at Villanova						
New Hampshire						
Hampton						
James Madison						
at Elon						
Towson						
at Richmond						
<b>TOTALS</b>	<b>1</b>	<b>19</b>	<b>-</b>	<b>19</b>	<b>-</b>	<b>19</b>

# 2015 Individual Game-by-Game Stats



## Receiving

<b>M. Abdul-Saboor</b>	<b>Rec</b>	<b>Yds</b>	<b>TD</b>	<b>Lng</b>
at Lafayette	3	25	-	10
at Virginia				
Stony Brook				
at Delaware				
at Villanova				
New Hampshire				
Hampton				
James Madison				
at Elon				
Towson				
at Richmond				
<b>TOTALS</b>	<b>3</b>	<b>25</b>	<b>-</b>	<b>10</b>

<b>K. Anderson</b>	<b>Rec</b>	<b>Yds</b>	<b>TD</b>	<b>Lng</b>
at Lafayette	-	-	-	-
at Virginia				
Stony Brook				
at Delaware				
at Villanova				
New Hampshire				
Hampton				
James Madison				
at Elon				
Towson				
at Richmond				
<b>TOTALS</b>	<b>-</b>	<b>-</b>	<b>-</b>	<b>-</b>

<b>D. Armstrong</b>	<b>Rec</b>	<b>Yds</b>	<b>TD</b>	<b>Lng</b>
at Lafayette	2	39	-	16
at Virginia				
Stony Brook				
at Delaware				
at Villanova				
New Hampshire				
Hampton				
James Madison				
at Elon				
Towson				
at Richmond				
<b>TOTALS</b>	<b>2</b>	<b>39</b>	<b>-</b>	<b>16</b>

<b>A. Caskin</b>	<b>Rec</b>	<b>Yds</b>	<b>TD</b>	<b>Lng</b>
at Lafayette	2	14	-	11
at Virginia				
Stony Brook				
at Delaware				
at Villanova				
New Hampshire				
Hampton				
James Madison				
at Elon				
Towson				
at Richmond				
<b>TOTALS</b>	<b>2</b>	<b>14</b>	<b>-</b>	<b>11</b>

<b>D. Dedmon</b>	<b>Rec</b>	<b>Yds</b>	<b>TD</b>	<b>Lng</b>
at Lafayette	-	-	-	-
at Virginia				
Stony Brook				
at Delaware				
at Villanova				
New Hampshire				
Hampton				
James Madison				
at Elon				
Towson				
at Richmond				
<b>TOTALS</b>	<b>-</b>	<b>-</b>	<b>-</b>	<b>-</b>

<b>K. Hart</b>	<b>Rec</b>	<b>Yds</b>	<b>TD</b>	<b>Lng</b>
at Lafayette	2	60	1	58
at Virginia				
Stony Brook				
at Delaware				
at Villanova				
New Hampshire				
Hampton				
James Madison				
at Elon				
Towson				
at Richmond				
<b>TOTALS</b>	<b>2</b>	<b>60</b>	<b>1</b>	<b>58</b>

<b>F. Heald</b>	<b>Rec</b>	<b>Yds</b>	<b>TD</b>	<b>Lng</b>
at Lafayette	2	57	-	44
at Virginia				
Stony Brook				
at Delaware				
at Villanova				
New Hampshire				
Hampton				
James Madison				
at Elon				
Towson				
at Richmond				
<b>TOTALS</b>	<b>2</b>	<b>57</b>	<b>-</b>	<b>44</b>

<b>E. Hensley</b>	<b>Rec</b>	<b>Yds</b>	<b>TD</b>	<b>Lng</b>
at Lafayette	-	-	-	-
at Virginia				
Stony Brook				
at Delaware				
at Villanova				
New Hampshire				
Hampton				
James Madison				
at Elon				
Towson				
at Richmond				
<b>TOTALS</b>	<b>-</b>	<b>-</b>	<b>-</b>	<b>-</b>





## 2015 Individual Game-by-Game Stats

<b>D. Kuzjak</b>	<b>Rec</b>	<b>Yds</b>	<b>TD</b>	<b>Lng</b>
at Lafayette	3	32	-	16
at Virginia				
Stony Brook				
at Delaware				
at Villanova				
New Hampshire				
Hampton				
James Madison				
at Elon				
Towson				
at Richmond				
<b>TOTALS</b>	<b>3</b>	<b>32</b>	<b>-</b>	<b>16</b>

<b>C. Reeves</b>	<b>Rec</b>	<b>Yds</b>	<b>TD</b>	<b>Lng</b>
at Lafayette	2	62	1	52
at Virginia				
Stony Brook				
at Delaware				
at Villanova				
New Hampshire				
Hampton				
James Madison				
at Elon				
Towson				
at Richmond				
<b>TOTALS</b>	<b>2</b>	<b>62</b>	<b>1</b>	<b>52</b>

<b>A. Weidinger</b>	<b>Rec</b>	<b>Yds</b>	<b>TD</b>	<b>Lng</b>
at Lafayette	-	-	-	-
at Virginia				
Stony Brook				
at Delaware				
at Villanova				
New Hampshire				
Hampton				
James Madison				
at Elon				
Towson				
at Richmond				
<b>TOTALS</b>	<b>-</b>	<b>-</b>	<b>-</b>	<b>-</b>

### Return Yardage

<b>A. Swinton</b>	<b>Kickoff Returns</b>			<b>Punt Returns</b>		
	<b>No.</b>	<b>Yds</b>	<b>Lng</b>	<b>No.</b>	<b>Yds</b>	<b>Lng</b>
at Lafayette	1	40	40	-	-	-
at Virginia						
Stony Brook						
at Delaware						
at Villanova						
New Hampshire						
Hampton						
James Madison						
at Elon						
Towson						
at Richmond						
<b>TOTALS</b>	<b>1</b>	<b>40</b>	<b>40</b>	<b>-</b>	<b>-</b>	<b>-</b>

<b>J. Velasquez</b>	<b>Kickoff Returns</b>			<b>Punt Returns</b>		
	<b>No.</b>	<b>Yds</b>	<b>Lng</b>	<b>No.</b>	<b>Yds</b>	<b>Lng</b>
at Lafayette	-	-	-	2	11	11
at Virginia						
Stony Brook						
at Delaware						
at Villanova						
New Hampshire						
Hampton						
James Madison						
at Elon						
Towson						
at Richmond						
<b>TOTALS</b>	<b>-</b>	<b>-</b>	<b>-</b>	<b>2</b>	<b>11</b>	<b>11</b>

# 2015 Individual Game-by-Game Stats



## Punting

H. Windmuller	No.	Yds	Avg	Lng	I-20
at Lafayette	2	102	51.0	56	0
at Virginia					
Stony Brook					
at Delaware					
at Villanova					
New Hampshire					
Hampton					
James Madison					
at Elon					
Towson					
at Richmond					
<b>TOTALS</b>	<b>2</b>	<b>102</b>	<b>51.0</b>	<b>56</b>	<b>0</b>

## Place Kicking

N. Dorka, Jr.	XP	0-19	20-29	30-39	40-49	50+	Lg
at Lafayette	4-4	0-0	1-1	1-1	0-0	0-0	32
at Virginia							
Stony Brook							
at Delaware							
at Villanova							
New Hampshire							
Hampton							
James Madison							
at Elon							
Towson							
at Richmond							
<b>TOTALS</b>	<b>4-4</b>	<b>0-0</b>	<b>1-1</b>	<b>1-1</b>	<b>0-0</b>	<b>0-0</b>	<b>32</b>

## Defensive Lineman Stats

M. Ahola	Solo	Ast	Tot	FF	FR	Int	PBU	Sack	TFL
at Lafayette	2	-	2	-	-	-	-	-	-
at Virginia									
Stony Brook									
at Delaware									
at Villanova									
New Hampshire									
Hampton									
James Madison									
at Elon									
Towson									
at Richmond									
<b>TOTALS</b>	<b>2</b>	<b>-</b>	<b>2</b>	<b>-</b>	<b>-</b>	<b>-</b>	<b>-</b>	<b>-</b>	<b>-</b>

T. Claytor	Solo	Ast	Tot	FF	FR	Int	PBU	Sack	TFL
at Lafayette	1	-	1	-	-	-	-	-	-
at Virginia									
Stony Brook									
at Delaware									
at Villanova									
New Hampshire									
Hampton									
James Madison									
at Elon									
Towson									
at Richmond									
<b>TOTALS</b>	<b>1</b>	<b>-</b>	<b>1</b>	<b>-</b>	<b>-</b>	<b>-</b>	<b>-</b>	<b>-</b>	<b>-</b>

V.J. Davey	Solo	Ast	Tot	FF	FR	Int	PBU	Sack	TFL
at Lafayette	-	-	-	-	-	-	-	-	-
at Virginia									
Stony Brook									
at Delaware									
at Villanova									
New Hampshire									
Hampton									
James Madison									
at Elon									
Towson									
at Richmond									
<b>TOTALS</b>	<b>-</b>	<b>-</b>	<b>-</b>	<b>-</b>	<b>-</b>	<b>-</b>	<b>-</b>	<b>-</b>	<b>-</b>

C. Donald	Solo	Ast	Tot	FF	FR	Int	PBU	Sack	TFL
at Lafayette	1	-	1	-	-	-	1	-	-
at Virginia									
Stony Brook									
at Delaware									
at Villanova									
New Hampshire									
Hampton									
James Madison									
at Elon									
Towson									
at Richmond									
<b>TOTALS</b>	<b>1</b>	<b>-</b>	<b>1</b>	<b>-</b>	<b>-</b>	<b>-</b>	<b>1</b>	<b>-</b>	<b>-</b>



# 2015 Individual Game-by-Game Stats

<b>P. Gryder</b>	<b>Solo</b>	<b>Ast</b>	<b>Tot</b>	<b>FF</b>	<b>FR</b>	<b>Int</b>	<b>PBU</b>	<b>Sack</b>	<b>TFL</b>
at Lafayette	2	-	2	-	-	-	-	-	-
at Virginia									
Stony Brook									
at Delaware									
at Villanova									
New Hampshire									
Hampton									
James Madison									
at Elon									
Towson									
at Richmond									
<b>TOTALS</b>	<b>2</b>	<b>-</b>	<b>2</b>	<b>-</b>	<b>-</b>	<b>-</b>	<b>-</b>	<b>-</b>	<b>-</b>

<b>B. Hicks</b>	<b>Solo</b>	<b>Ast</b>	<b>Tot</b>	<b>FF</b>	<b>FR</b>	<b>Int</b>	<b>PBU</b>	<b>Sack</b>	<b>TFL</b>
at Lafayette	-	-	-	-	-	-	-	-	-
at Virginia									
Stony Brook									
at Delaware									
at Villanova									
New Hampshire									
Hampton									
James Madison									
at Elon									
Towson									
at Richmond									
<b>TOTALS</b>	<b>-</b>	<b>-</b>	<b>-</b>	<b>-</b>	<b>-</b>	<b>-</b>	<b>-</b>	<b>-</b>	<b>-</b>

<b>X. Roscoe</b>	<b>Solo</b>	<b>Ast</b>	<b>Tot</b>	<b>FF</b>	<b>FR</b>	<b>Int</b>	<b>PBU</b>	<b>Sack</b>	<b>TFL</b>
at Lafayette	3	1	4	-	-	-	-	-	1
at Virginia									
Stony Brook									
at Delaware									
at Villanova									
New Hampshire									
Hampton									
James Madison									
at Elon									
Towson									
at Richmond									
<b>TOTALS</b>	<b>3</b>	<b>1</b>	<b>4</b>	<b>-</b>	<b>-</b>	<b>-</b>	<b>-</b>	<b>-</b>	<b>1</b>

<b>I. Stephens</b>	<b>Solo</b>	<b>Ast</b>	<b>Tot</b>	<b>FF</b>	<b>FR</b>	<b>Int</b>	<b>PBU</b>	<b>Sack</b>	<b>TFL</b>
at Lafayette	1	-	1	-	-	-	-	-	-
at Virginia									
Stony Brook									
at Delaware									
at Villanova									
New Hampshire									
Hampton									
James Madison									
at Elon									
Towson									
at Richmond									
<b>TOTALS</b>	<b>1</b>	<b>-</b>	<b>1</b>	<b>-</b>	<b>-</b>	<b>-</b>	<b>-</b>	<b>-</b>	<b>-</b>

## Linebacker Stats

<b>Z. Fетters</b>	<b>Solo</b>	<b>Ast</b>	<b>Tot</b>	<b>FF</b>	<b>FR</b>	<b>Int</b>	<b>PBU</b>	<b>Sack</b>	<b>TFL</b>
at Lafayette	9	1	10	-	-	-	1	-	-
at Virginia									
Stony Brook									
at Delaware									
at Villanova									
New Hampshire									
Hampton									
James Madison									
at Elon									
Towson									
at Richmond									
<b>TOTALS</b>	<b>9</b>	<b>1</b>	<b>10</b>	<b>-</b>	<b>-</b>	<b>-</b>	<b>1</b>	<b>-</b>	<b>-</b>

<b>I. Haislip</b>	<b>Solo</b>	<b>Ast</b>	<b>Tot</b>	<b>FF</b>	<b>FR</b>	<b>Int</b>	<b>PBU</b>	<b>Sack</b>	<b>TFL</b>
at Lafayette	5	3	8	-	-	-	-	-	1
at Virginia									
Stony Brook									
at Delaware									
at Villanova									
New Hampshire									
Hampton									
James Madison									
at Elon									
Towson									
at Richmond									
<b>TOTALS</b>	<b>5</b>	<b>3</b>	<b>8</b>	<b>-</b>	<b>-</b>	<b>-</b>	<b>-</b>	<b>-</b>	<b>1</b>

<b>M. Harvey</b>	<b>Solo</b>	<b>Ast</b>	<b>Tot</b>	<b>FF</b>	<b>FR</b>	<b>Int</b>	<b>PBU</b>	<b>Sack</b>	<b>TFL</b>
at Lafayette	-	-	-	-	-	-	-	-	-
at Virginia									
Stony Brook									
at Delaware									
at Villanova									
New Hampshire									
Hampton									
James Madison									
at Elon									
Towson									
at Richmond									
<b>TOTALS</b>	<b>-</b>	<b>-</b>	<b>-</b>	<b>-</b>	<b>-</b>	<b>-</b>	<b>-</b>	<b>-</b>	<b>-</b>

<b>S. Lubnow</b>	<b>Solo</b>	<b>Ast</b>	<b>Tot</b>	<b>FF</b>	<b>FR</b>	<b>Int</b>	<b>PBU</b>	<b>Sack</b>	<b>TFL</b>
at Lafayette	3	-	3	-	-	-	-	-	-
at Virginia									
Stony Brook									
at Delaware									
at Villanova									
New Hampshire									
Hampton									
James Madison									
at Elon									
Towson									
at Richmond									
<b>TOTALS</b>	<b>3</b>	<b>-</b>	<b>3</b>	<b>-</b>	<b>-</b>	<b>-</b>	<b>-</b>	<b>-</b>	<b>-</b>



# 2015 Individual Game-by-Game Stats



<b>L. Rhodes</b>	<b>Solo</b>	<b>Ast</b>	<b>Tot</b>	<b>FF</b>	<b>FR</b>	<b>Int</b>	<b>PBU</b>	<b>Sack</b>	<b>TFL</b>
at Lafayette	6	1	7	-	-	-	-	-	-
at Virginia									
Stony Brook									
at Delaware									
at Villanova									
New Hampshire									
Hampton									
James Madison									
at Elon									
Towson									
at Richmond									
<b>TOTALS</b>	<b>6</b>	<b>1</b>	<b>7</b>	<b>-</b>	<b>-</b>	<b>-</b>	<b>-</b>	<b>-</b>	<b>-</b>

## Defensive Back Stats

<b>M. Barta</b>	<b>Solo</b>	<b>Ast</b>	<b>Tot</b>	<b>FF</b>	<b>FR</b>	<b>Int</b>	<b>PBU</b>	<b>Sack</b>	<b>TFL</b>
at Lafayette	1	-	1	-	-	-	-	-	-
at Virginia									
Stony Brook									
at Delaware									
at Villanova									
New Hampshire									
Hampton									
James Madison									
at Elon									
Towson									
at Richmond									
<b>TOTALS</b>	<b>1</b>	<b>-</b>	<b>1</b>	<b>-</b>	<b>-</b>	<b>-</b>	<b>-</b>	<b>-</b>	<b>-</b>

<b>R. DiPietro</b>	<b>Solo</b>	<b>Ast</b>	<b>Tot</b>	<b>FF</b>	<b>FR</b>	<b>Int</b>	<b>PBU</b>	<b>Sack</b>	<b>TFL</b>
at Lafayette	2	-	2	-	-	-	-	-	-
at Virginia									
Stony Brook									
at Delaware									
at Villanova									
New Hampshire									
Hampton									
James Madison									
at Elon									
Towson									
at Richmond									
<b>TOTALS</b>	<b>2</b>	<b>-</b>	<b>2</b>	<b>-</b>	<b>-</b>	<b>-</b>	<b>-</b>	<b>-</b>	<b>-</b>

<b>D. Dykes</b>	<b>Solo</b>	<b>Ast</b>	<b>Tot</b>	<b>FF</b>	<b>FR</b>	<b>Int</b>	<b>PBU</b>	<b>Sack</b>	<b>TFL</b>
at Lafayette	3	-	3	-	-	-	-	-	-
at Virginia									
Stony Brook									
at Delaware									
at Villanova									
New Hampshire									
Hampton									
James Madison									
at Elon									
Towson									
at Richmond									
<b>TOTALS</b>	<b>3</b>	<b>-</b>	<b>3</b>	<b>-</b>	<b>-</b>	<b>-</b>	<b>-</b>	<b>-</b>	<b>-</b>

<b>D. Houston-Carson</b>	<b>Solo</b>	<b>Ast</b>	<b>Tot</b>	<b>FF</b>	<b>FR</b>	<b>Int</b>	<b>PBU</b>	<b>Sack</b>	<b>TFL</b>
at Lafayette	8	3	11	-	-	-	-	-	-
at Virginia									
Stony Brook									
at Delaware									
at Villanova									
New Hampshire									
Hampton									
James Madison									
at Elon									
Towson									
at Richmond									
<b>TOTALS</b>	<b>8</b>	<b>3</b>	<b>11</b>	<b>-</b>	<b>-</b>	<b>-</b>	<b>-</b>	<b>-</b>	<b>-</b>



## 2015 Individual Game-by-Game Stats

<b>T. Reed</b>	<b>Solo</b>	<b>Ast</b>	<b>Tot</b>	<b>FF</b>	<b>FR</b>	<b>Int</b>	<b>PBU</b>	<b>Sack</b>	<b>TFL</b>
at Lafayette	4	-	4	-	-	-	2	-	-
at Virginia									
Stony Brook									
at Delaware									
at Villanova									
New Hampshire									
Hampton									
James Madison									
at Elon									
Towson									
at Richmond									
<b>TOTALS</b>	<b>4</b>	<b>-</b>	<b>4</b>	<b>-</b>	<b>-</b>	<b>-</b>	<b>2</b>	<b>-</b>	<b>-</b>

<b>K. Reuben</b>	<b>Solo</b>	<b>Ast</b>	<b>Tot</b>	<b>FF</b>	<b>FR</b>	<b>Int</b>	<b>PBU</b>	<b>Sack</b>	<b>TFL</b>
at Lafayette	-	1	1	-	-	-	-	-	-
at Virginia									
Stony Brook									
at Delaware									
at Villanova									
New Hampshire									
Hampton									
James Madison									
at Elon									
Towson									
at Richmond									
<b>TOTALS</b>	<b>-</b>	<b>1</b>	<b>1</b>	<b>-</b>	<b>-</b>	<b>-</b>	<b>-</b>	<b>-</b>	<b>-</b>

<b>R. Smith</b>	<b>Solo</b>	<b>Ast</b>	<b>Tot</b>	<b>FF</b>	<b>FR</b>	<b>Int</b>	<b>PBU</b>	<b>Sack</b>	<b>TFL</b>
at Lafayette	-	1	1	-	-	1	-	-	-
at Virginia									
Stony Brook									
at Delaware									
at Villanova									
New Hampshire									
Hampton									
James Madison									
at Elon									
Towson									
at Richmond									
<b>TOTALS</b>	<b>-</b>	<b>1</b>	<b>1</b>	<b>-</b>	<b>-</b>	<b>1</b>	<b>-</b>	<b>-</b>	<b>-</b>

<b>A. Swinton</b>	<b>Solo</b>	<b>Ast</b>	<b>Tot</b>	<b>FF</b>	<b>FR</b>	<b>Int</b>	<b>PBU</b>	<b>Sack</b>	<b>TFL</b>
at Lafayette	3	1	4	-	-	1	-	-	-
at Virginia									
Stony Brook									
at Delaware									
at Villanova									
New Hampshire									
Hampton									
James Madison									
at Elon									
Towson									
at Richmond									
<b>TOTALS</b>	<b>3</b>	<b>1</b>	<b>4</b>	<b>-</b>	<b>-</b>	<b>1</b>	<b>-</b>	<b>-</b>	<b>-</b>

<b>J. Velasquez</b>	<b>Solo</b>	<b>Ast</b>	<b>Tot</b>	<b>FF</b>	<b>FR</b>	<b>Int</b>	<b>PBU</b>	<b>Sack</b>	<b>TFL</b>
at Lafayette	1	2	3	-	-	-	-	-	-
at Virginia									
Stony Brook									
at Delaware									
at Villanova									
New Hampshire									
Hampton									
James Madison									
at Elon									
Towson									
at Richmond									
<b>TOTALS</b>	<b>1</b>	<b>2</b>	<b>3</b>	<b>-</b>	<b>-</b>	<b>-</b>	<b>-</b>	<b>-</b>	<b>-</b>

# 2015 Game Recaps



## Game 1

### WILLIAM & MARY LAFAYETTE

7	7	10	10	34
0	7	0	0	7

Sept. 5 | Fisher Stadium | Easton, Pa. | 6:10 p.m. | Attendance: 7,647



## TEAM STATISTICS

	W&M	LC
<b>FIRST DOWNS</b>	<b>22</b>	<b>21</b>
Rushing	12	4
Passing	9	16
Penalty	1	1
<b>NET YARDS RUSHING</b>	<b>194</b>	<b>89</b>
Rushing Attempts	41	27
Average Per Rush	4.7	3.3
Yards Gained Rushing	213	96
Yards Lost Rushing	19	7
<b>NET YARDS PASSING</b>	<b>289</b>	<b>243</b>
Completions-Attempts-Int	20-30-1	31-45-2
Average Per Attempt	9.6	5.4
Average Per Completion	14.4	7.8
<b>TOTAL OFFENSE YARDS</b>	<b>483</b>	<b>332</b>
Total offense plays	71	72
Average Gain Per Play	6.8	4.6
<b>Fumbles: Number-Lost</b>	<b>1-0</b>	<b>0-0</b>
<b>Penalties: Number-Yards</b>	<b>3-25</b>	<b>5-35</b>
<b>PUNTS-YARDS</b>	<b>2-102</b>	<b>5-188</b>
Average Yards Per Punt	51.0	37.6
Net Yards Per Punt	39.0	35.4
Inside 20	0	4
50+ Yards	1	0
Touchbacks	0	0
Fair catch	0	2
<b>KICKOFFS-YARDS</b>	<b>7-307</b>	<b>2-126</b>
Average Yards Per Kickoff	43.9	63.0
Net Yards Per Kickoff	22.0	30.5
Touchbacks	2	1
<b>Punt returns: Number-Yards-TD</b>	<b>2-11-0</b>	<b>2-24-0</b>
Average Per Return	5.5	12.0
<b>Kickoff returns: Number-Yds-TD</b>	<b>1-40-0</b>	<b>5-103-0</b>
Average Per Return	40.0	20.6
<b>Interceptions: Number-Yds-TD</b>	<b>2-0-0</b>	<b>1-0-0</b>
<b>Fumble Returns: Number-Yds-TD</b>	<b>0-0-0</b>	<b>0-0-0</b>
<b>Miscellaneous Yards</b>	<b>57</b>	<b>0</b>
<b>Possession Time</b>	<b>30:13</b>	<b>29:47</b>
1st Quarter	4:46	10:14
2nd Quarter	8:07	6:53
3rd Quarter	10:25	4:35
4th Quarter	6:55	8:05
<b>Third-Down Conversions</b>	<b>9 of 14</b>	<b>8 of 16</b>
<b>Fourth-Down Conversions</b>	<b>1 of 1</b>	<b>1 of 2</b>
<b>Red-Zone Scores-Chances</b>	<b>3-3</b>	<b>1-4</b>
<b>Sacks By: Number-Yards</b>	<b>0-0</b>	<b>2-17</b>
<b>PAT Kicks</b>	<b>4-4</b>	<b>1-1</b>
<b>Field Goals</b>	<b>2-2</b>	<b>0-1</b>

## ► Game Notes

• Although W&M led by just a touchdown at halftime, it outscored the Leopards, 20-0, during the final 30 minutes

• W&M outgained Lafayette, 486-332, and allowed the Leopards to score on just one of their four trips into the red zone; the effort included two interceptions in the end zone

• W&M converted 8-of-9 third down situations in the first half

• RB Mikal Abdul-Saboor equaled a school record with his sixth consecutive 100-yard rushing effort, as he rushed for 103 yards on 17 carries with two touchdowns

• Abdul-Saboor also moved into W&M's career top 10 lists for career rushing yards (2,438) and rushing touchdowns (20)

• QB Steve Cluley posted the second-best effort of his career with 289 passing yards and two touchdowns, including two scoring strikes of more than 50 yards

• Seven Tribe players totaled at least two receptions

• Making his first career start at FS, All-CAA DB DeAndre Houston-Carson totaled a career-high 11 tackles

• The win was just the second season-opening victory for W&M in the last 14 years

• W&M improved to 27-1 in its last 28 games versus FCS foes during the regular season

## W&M Opens Season with Win at Lafayette, 34-7

**Easton, Pa.** - The William & Mary football team opened the 2015 season with a lopsided 34-7 victory at Lafayette on Saturday evening.

Although W&M led by just a touchdown at halftime, it outscored the Leopards, 20-0, during the final 30 minutes.

The Tribe (1-0) made big plays in all three phases of the game en route to securing important non-conference win.

Junior quarterback Steve Cluley's stat line included 289 passing yards (20 of 30) with two touchdowns and was highlighted by a 58-yard scoring strike to junior wideout Kevin Hart and a 52-yard touchdown pass to senior wide receiver Christian Reeves.

Senior running back Mikal Abdul-Saboor also provided tremendous production and rushed for 103 yards on 17 carries with two touchdowns. In doing so, he posted his sixth-consecutive 100-yard rushing effort (dating back to last season), which ties the school record set by Derek Fitzgerald in 1993. Additionally, the Alpharetta, Ga., native moved into the Tribe's all-time top-10 lists for career rushing yards (2,438) and rushing touchdowns (20).

In addition to holding the Leopards (0-1) scoreless in the second half, the Tribe's defense posted a pair of interceptions (Aaron Swinton and Raeshawn Smith). Senior defensive tackle Tyler Claytor also recorded a blocked field goal that was returned 55 yards by sophomore cornerback Denzel Dykes.

The Tribe outgained LC, 486-332, and allowed the Leopards to score on just one of their four trips into the red zone.

W&M got on the scoreboard first with a 2-yard touchdown run by Abdul-Saboor with 2:55 left in the opening quarter. The run capped off a 10-play, 80-yard drive that began after Swinton intercepted Lafayette quarterback Blake Searfoss in the end zone.

A 52-yard touchdown strike from Cluley to Reeves on a third-and-17 increased W&M's lead to 14-0 with 9:58 remaining in the second quarter. The Tribe converted four third-down opportunities during the march en route to finding the end zone.

Shortly after Dennis Bencsko intercepted Cluley at Lafayette's 39-yard line, LC cut the deficit in half with a 10-yard touchdown pass from Searfoss to tight end Bobby DePietro with 0:26 remaining in the second quarter.

W&M opened the second half with a 14-play, 72-yard scoring drive that ended with a 20-yard field goal by sophomore placekicker Nick Dorka, Jr. The march, which lasted 6:10, was keyed by a 19-yard run by Reeves and a 17-yard scamper by Abdul-Saboor on a fourth-and-one from the LC 24-yard line.

A 58-yard touchdown strike down the middle of the field from Cluley to Hart extended W&M's lead to 24-7 with 4:33 remaining.

A blocked field goal by Claytor and 55-yard return by Dykes set up the Tribe's next touchdown, as Abdul-Saboor followed up the big special teams play with a 32-yard touchdown run two plays later to put W&M ahead, 31-7, with 14:03 left in the fourth quarter.

W&M pushed the margin to 34-7 with a 32-yard field goal by Dorka with 7:19 remaining.

## SCORING SUMMARY

Team	Qtr	Time	Scoring Play	Conversion	Plays-Yds	TOP	Score
W&M	1st	2:55	Abdul-Saboor 2 yd run	Dorka kick	10-80	3:43	7-0
W&M	2nd	9:58	Reeves 52 yd pass from Cluley	Dorka kick	12-91	4:49	14-0
LC	2nd	0:26	DePietro 10 yd pass from Searfoss	Bissell kick	8-61	4:00	14-7
W&M	3rd	8:50	Dorka 20 yd FG		14-72	6:10	17-7
W&M	3rd	4:33	Hart 58 yd pass from Cluley	Dorka kick	6-84	2:45	24-7
W&M	4th	14:03	Abdul-Saboor 32 yd run	Dorka kick	2-32	0:57	31-7
W&M	4th	7:10	Dorka 32 yd FG		6-49	2:38	34-7

## STATISTICAL LEADERS

### ► William & Mary

Rushing	Att	Yds	TD	Lg	Avg
Abdul-Saboor	17	103	2	32	6.1
Anderson	8	39	0	15	4.9

Passing	C-A-I	Yds	TD	Lg	Sack
Cluley	20-30-1	289	2	58	2

Receiving	Rec	Yds	TD	Lg
Armstrong	6	39	0	16
Kuzjak	3	32	0	16
Reeves	2	62	1	52
Hart	2	60	1	58
Heald	2	57	0	44

### ► Lafayette

Rushing	Att	Yds	TD	Lg	Avg
Brown	15	45	0	12	3.0
Mayfield	8	30	0	15	3.8

Passing	C-A-I	Yds	TD	Lg	Sack
Searfoss	31-45-2	243	1	24	0

Receiving	Rec	Yds	TD	Lg
Mrazek	8	66	0	24
Palumbo	8	59	0	14
Brown	4	32	0	10
DePietro	3	33	1	15
Smith	2	14	0	10



The Automated ScoreBook  
William and Mary Combined Team Statistics (as of Sep 10, 2015)  
All games

Date	Opponent	Score	Att.
Sep 05, 2015	at Lafayette	W 34-7	7647
Rushing			
	gp	att	gain
M. Abdul-Saboor	1	17	103
K. Anderson	1	8	39
Jonathan Dunn	1	5	27
C. Reeves	1	1	19
Kevin Hart	1	2	10
Total	1	41	213
Opponents	1	27	96
Passing			
	gp	effic	comp-att-int
Steve Cluley	1	162.92	20-30-1
Total	1	162.92	20-30-1
Opponents	1	112.69	31-45-2
Receiving			
	gp	no.	yds
Jack Armstrong	1	6	39
Daniel Kuzjak	1	3	32
M. Abdul-Saboor	1	3	25
C. Reeves	1	2	62
Kevin Hart	1	2	60
Flynn Heald	1	2	57
Andrew Caskin	1	2	14
Total	1	20	289
Opponents	1	31	243
Field Goals			
	fg	pct.	01-19
Nick Dorka	2-2	100.0	0-0
Scoring			
	td	fg	kick
M. Abdul-Saboor	2	-	-
Nick Dorka	-	2-2	4-4
C. Reeves	1	-	-
Kevin Hart	1	-	-
Total	4	2-2	4-4
Opponents	1	0-1	1-1
Score by Quarters			
	1st	2nd	3rd
William and Mary	7	7	10
Opponents	0	7	0

Record:	Overall	Home	Away	Neutral
All games	1-0	0-0	1-0	0-0
Conference	0-0	0-0	0-0	0-0
Non-Conference	1-0	0-0	1-0	0-0
Team Statistics				
FIRST DOWNS		WM	OPP	
Rushing		22	21	
Passing		12	4	
Penalty		9	16	
RUSHING YARDAGE		194	89	
Rushing Attempts		41	27	
Average Per Rush		4.7	3.3	
Average Per Game		194.0	89.0	
TDs Rushing		2	0	
PASSING YARDAGE		289	243	
Comp-Att-Int		20-30-1	31-45-2	
Average Per Pass		9.6	5.4	
Average Per Catch		14.4	7.8	
Average Per Game		289.0	243.0	
TDs Passing		2	1	
TOTAL OFFENSE		483	332	
Average Per Play		6.8	4.6	
Average Per Game		483.0	332.0	
KICK RETURNS: #-Yards		1-40	5-103	
PUNT RETURNS: #-Yards		2-11	2-24	
INT RETURNS: #-Yards		2-0	1-0	
FUMBLES-LOST		1-0	0-0	
PENALTIES-Yards		3-25	5-35	
PUNTS-AVG		2-51.0	5-37.6	
TIME OF POSSESSION/Game		30:13	29:47	
3RD-DOWN Conversions		9/14	8/16	
4TH-DOWN Conversions		1/1	1/2	

Interceptions	no.	yds	avg	td	lg
Raeshawn Smith	1	0	0.0	0	0
Aaron Swinton	1	0	0.0	0	0

Punting	no.	yds	avg	lg	tb	fc	i20	50+	blk
H. Windmuller	2	102	51.0	56	0	0	0	1	0

Punt Returns	no.	yds	avg	td	lg
Jared Velasquez	2	11	5.5	0	11
Total	2	11	5.5	0	11
Opponents	2	24	12.0	0	13

Kick Returns	no.	yds	avg	td	lg
Aaron Swinton	1	40	40.0	0	40
Total	1	40	40.0	0	40
Opponents	5	103	20.6	0	43

All Purpose	g	rush	rcv	pr	kr	ir	total	avg/g
M. Abdul-Saboor	1	103	25	0	0	0	128	128.0
C. Reeves	1	19	62	0	0	0	81	81.0
Kevin Hart	1	10	60	0	0	0	70	70.0
Flynn Heald	1	0	57	0	0	0	57	57.0
Aaron Swinton	1	0	0	0	40	0	40	40.0
Total	1	194	289	11	40	0	534	534.0
Opponents	1	89	243	24	103	0	459	459.0

Total Offense	g	plays	rush	pass	total	avg/g
Steve Cluley	1	38	-2	289	287	287.0
M. Abdul-Saboor	1	17	103	0	103	103.0
K. Anderson	1	8	39	0	39	39.0
Jonathan Dunn	1	5	25	0	25	25.0
C. Reeves	1	1	19	0	19	19.0
Total	1	71	194	289	483	483.0
Opponents	1	72	89	243	332	332.0

#	Defensive Leaders	gp	ua	a	tot	tfl/yds	Sacks	Pass defense	Fumbles	blkd	saf
36	Houston-Carson	1	8	3	11	.	.	.	.	.	.
15	Zach Feters	1	9	1	10	.	.	1	.	.	.
40	Ian Haislip	1	5	3	8	1.0-4	.	.	.	.	.
50	Luke Rhodes	1	6	1	7	.	.	.	.	.	.
8	Trey Reed	1	4	.	4	.	.	2	.	.	.
Total	1	55	14	69	2-7	0-0	2-0	4	3	1	.
Opponents	1	47	24	71	4-19	2-17	1-0	5	.	.	.

The Automated ScoreBook  
William and Mary Overall Team Statistics (as of Sep 10, 2015)  
All games

Team Statistics	WM	OPP
SCORING	34	7
Points Per Game	34.0	7.0
Points Off Turnovers	7	7
FIRST DOWNS	22	21
Rushing	12	4
Passing	9	16
Penalty	1	1
RUSHING YARDAGE	194	89
Yards gained rushing	213	96
Yards lost rushing	19	7
Rushing Attempts	41	27
Average Per Rush	4.7	3.3
Average Per Game	194.0	89.0
TDs Rushing	2	0
PASSING YARDAGE	289	243
Comp-Att-Int	20-30-1	31-45-2
Average Per Pass	9.6	5.4
Average Per Catch	14.4	7.8
Average Per Game	289.0	243.0
TDs Passing	2	1
TOTAL OFFENSE	483	332
Total Plays	71	72
Average Per Play	6.8	4.6
Average Per Game	483.0	332.0
KICK RETURNS: #-Yards	1-40	5-103
PUNT RETURNS: #-Yards	2-11	2-24
INT RETURNS: #-Yards	2-0	1-0
KICK RETURN AVERAGE	40.0	20.6
PUNT RETURN AVERAGE	5.5	12.0
INT RETURN AVERAGE	0.0	0.0
FUMBLES-LOST	1-0	0-0
PENALTIES-Yards	3-25	5-35
Average Per Game	25.0	35.0
PUNTS-Yards	2-102	5-188
Average Per Punt	51.0	37.6
Net punt average	39.0	35.4
KICKOFFS-Yards	7-307	2-126
Average Per Kick	43.9	63.0
Net kick average	22.0	30.5
TIME OF POSSESSION/Game	30:13	29:47
3RD-DOWN Conversions	9/14	8/16
3rd-Down Pct	64%	50%
4TH-DOWN Conversions	1/1	1/2
4th-Down Pct	100%	50%
SACKS BY-Yards	0-0	2-17
MISC YARDS	57	0
TOUCHDOWNS SCORED	4	1
FIELD GOALS-ATTEMPTS	2-2	0-1
ON-SIDE KICKS	0-0	0-0
RED-ZONE SCORES	(3-3) 100%	(1-4) 25%
RED-ZONE TOUCHDOWNS	(1-3) 33%	(1-4) 25%
PAT-ATTEMPTS	(4-4) 100%	(1-1) 100%
ATTENDANCE	0	7647
Games/Avg Per Game	0/0	1/7647
Neutral Site Games		0/0

Score by Quarters	1st	2nd	3rd	4th	OT	Total
William and Mary	7	7	10	10	0	34
Opponents	0	7	0	0	0	7

The Automated ScoreBook  
William and Mary Overall Individual Statistics (as of Sep 10, 2015)  
All games

Rushing	gp	att	gain	loss	net	avg	td	lg	avg/g
M. Abdul-Saboor	1	17	103	0	103	6.1	2	32	103.0
K. Anderson	1	8	39	0	39	4.9	0	15	39.0
Jonathan Dunn	1	5	27	2	25	5.0	0	11	25.0
C. Reeves	1	1	19	0	19	19.0	0	19	19.0
Kevin Hart	1	2	10	0	10	5.0	0	6	10.0
Steve Cluley	1	8	15	17	-2	-0.2	0	5	-2.0
Total	1	41	213	19	194	4.7	2	32	194.0
Opponents	1	27	96	7	89	3.3	0	15	89.0

Passing	gp	effic	comp-att-int	pct	yds	td	lg	avg/g
Steve Cluley	1	162.92	20-30-1	66.7	289	2	58	289.0
Total	1	162.92	20-30-1	66.7	289	2	58	289.0
Opponents	1	112.69	31-45-2	68.9	243	1	24	243.0

Receiving	gp	no.	yds	avg	td	lg	avg/g
Jack Armstrong	1	6	39	6.5	0	16	39.0
Daniel Kuzjak	1	3	32	10.7	0	16	32.0
M. Abdul-Saboor	1	3	25	8.3	0	10	25.0
C. Reeves	1	2	62	31.0	1	52	62.0
Kevin Hart	1	2	60	30.0	1	58	60.0
Flynn Heald	1	2	57	28.5	0	44	57.0
Andrew Caskin	1	2	14	7.0	0	11	14.0
Total	1	20	289	14.4	2	58	289.0
Opponents	1	31	243	7.8	1	24	243.0

Punt Returns	no.	yds	avg	td	lg
Jared Velasquez	2	11	5.5	0	11
Total	2	11	5.5	0	11
Opponents	2	24	12.0	0	13

Interceptions	no.	yds	avg	td	lg
Raeshawn Smith	1	0	0.0	0	0
Aaron Swinton	1	0	0.0	0	0
Total	2	0	0.0	0	0
Opponents	1	0	0.0	0	0

Kick Returns	no.	yds	avg	td	lg
Aaron Swinton	1	40	40.0	0	40
Total	1	40	40.0	0	40
Opponents	5	103	20.6	0	43

Fumble Returns	no.	yds	avg	td	lg
Total	0	0	0.0	0	0
Opponents	0	0	0.0	0	0



The Automated ScoreBook  
William and Mary Overall Individual Statistics (as of Sep 10, 2015)  
All games

Scoring	td	fg	PAT				dxp	saf	pts
			kick	rush	rcv	pass			
M. Abdul-Saboor	2	-	-	-	-	-	-	-	12
Nick Dorka	-	2-2	4-4	-	-	-	-	-	10
C. Reeves	1	-	-	-	-	-	-	-	6
Kevin Hart	1	-	-	-	-	-	-	-	6
Total	4	2-2	4-4	-	-	-	-	-	34
Opponents	1	0-1	1-1	-	-	-	-	-	7

Total Offense	g	plays	rush	pass	total	avg/g
Steve Cluley	1	38	-2	289	287	287.0
M. Abdul-Saboor	1	17	103	0	103	103.0
K. Anderson	1	8	39	0	39	39.0
Jonathan Dunn	1	5	25	0	25	25.0
C. Reeves	1	1	19	0	19	19.0
Kevin Hart	1	2	10	0	10	10.0
Total	1	71	194	289	483	483.0
Opponents	1	72	89	243	332	332.0

Field Goals	fg	pct.	01-19	20-29	30-39	40-49	50-99	lg	blk
Nick Dorka	2-2	100.	0-0	1-1	1-1	0-0	0-0	32	0

FG Sequence	William and Mary	Opponents
Lafayette	(20),(32)	25

Numbers in (parentheses) indicate field goal was made.

Punting	no.	yds	avg	lg	tb	fc	i20	50+	blk
H. Windmuller	2	102	51.0	56	0	0	0	1	0
Total	2	102	51.0	56	0	0	0	1	0
Opponents	5	188	37.6	43	0	2	4	0	0

Kickoffs	no.	yds	avg	tb	ob	retn	net	ydln
Nick Dorka	7	307	43.9	2	0			
Total	7	307	43.9	2	0	20.6	22.0	43
Opponents	2	126	63.0	1	0	40.0	30.5	34

The Automated ScoreBook  
William and Mary Overall Individual Statistics (as of Sep 10, 2015)  
All games

All Purpose	g	rush	rcv	pr	kr	ir	total	avg/g
M. Abdul-Saboo	1	103	25	0	0	0	128	128.0
C. Reeves	1	19	62	0	0	0	81	81.0
Kevin Hart	1	10	60	0	0	0	70	70.0
Flynn Heald	1	0	57	0	0	0	57	57.0
Aaron Swinton	1	0	0	0	40	0	40	40.0
K. Anderson	1	39	0	0	0	0	39	39.0
Jack Armstrong	1	0	39	0	0	0	39	39.0
Daniel Kuzjak	1	0	32	0	0	0	32	32.0
Jonathan Dunn	1	25	0	0	0	0	25	25.0
Andrew Caskin	1	0	14	0	0	0	14	14.0
Jared Velasquez	1	0	0	11	0	0	11	11.0
Steve Cluley	1	-2	0	0	0	0	-2	-2.0
Total	1	194	289	11	40	0	534	534.0
Opponents	1	89	243	24	103	0	459	459.0

The Automated ScoreBook  
William and Mary Overall Defensive Statistics (as of Sep 10, 2015)  
All games

##	Defensive Leaders	gp	Tackles				Sacks no-yds	Pass defense			Fumbles		blkd	
			ua	a	tot	tfl/yds		int-yds	brup	qbh	rcv-yds	ff	kick	saf
36	Houston-Carson	1	8	3	11	.	.	.	.	.	.	.	.	.
15	Zach Feters	1	9	1	10	.	.	.	1	.	.	.	.	.
40	Ian Haislip	1	5	3	8	1.0-4	.	.	.	.	.	.	.	.
50	Luke Rhodes	1	6	1	7	.	.	.	.	.	.	.	.	.
97	Xavier Roscoe	1	3	1	4	1.0-3	.	.	.	.	.	.	.	.
3	Aaron Swinton	1	3	1	4	.	.	1-0	.	.	.	.	.	.
8	Trey Reed	1	4	.	4	.	.	.	2	.	.	.	.	.
33	Stephen Lubnow	1	3	.	3	.	.	.	.	.	.	.	.	.
31	Jared Velasquez	1	1	2	3	.	.	.	.	1	.	.	.	.
24	Denzel Dykes	1	3	.	3	.	.	.	.	.	.	.	.	.
41	Richie DiPietro	1	2	.	2	.	.	.	.	.	.	.	.	.
58	Matt Ahola	1	2	.	2	.	.	.	.	.	.	.	.	.
93	Peyton Gryder	1	2	.	2	.	.	.	.	.	.	.	.	.
56	Chris Donald	1	1	.	1	.	.	.	1	.	.	.	.	.
99	Tyler Claytor	1	1	.	1	.	.	.	.	1	.	.	1	.
28	Raeshawn Smith	1	.	1	1	.	.	1-0	.	.	.	.	.	.
21	Keanu Reuben	1	.	1	1	.	.	.	.	.	.	.	.	.
73	Isaiah Stephens	1	1	.	1	.	.	.	.	.	.	.	.	.
38	Mike Barta	1	1	.	1	.	.	.	.	.	.	.	.	.
87	Braxton Hicks	1	.	.	.	.	.	.	.	1	.	.	.	.
Total		1	55	14	69	2-7	0-0	2-0	4	3	.	.	1	.
Opponents		1	47	24	71	4-19	2-17	1-0	5	.	.	.	.	.

The Automated ScoreBook  
William and Mary Individual Season/Career Statistics (as of Sep 10, 2015)  
All games

SEASON

CAREER

Rushing	gp	att	gain	loss	net	avg	td	lg	avg/g	gp	att	gain	loss	net	avg	td	lg	avg/g
M. Abdul-Saboor	1	17	103	0	103	6.1	2	32	103.0	32	510	2517	82	2435	4.8	20	40	76.1
K. Anderson	1	8	39	0	39	4.9	0	15	39.0	25	140	650	24	626	4.5	9	42	25.0
Jonathan Dunn	1	5	27	2	25	5.0	0	11	25.0	1	5	27	2	25	5.0	0	11	25.0
C. Reeves	1	1	19	0	19	19.0	0	19	19.0	23	1	19	0	19	19.0	0	19	0.8
Kevin Hart	1	2	10	0	10	5.0	0	6	10.0	17	2	10	0	10	5.0	0	6	0.6
Steve Cluley	1	8	15	17	-2	-0.2	0	5	-2.0	17	99	279	306	-27	-0.3	2	60	-1.6
Total	1	41	213	19	194	4.7	2	32	194.0									
Opponents	1	27	96	7	89	3.3	0	15	89.0									

Passing	gp	effic	comp-att-int	pct	yds	td	lg	avg/g	gp	effic	comp-att-int	pct	yds	td	lg	avg/g
Steve Cluley	1	162.92	20-30-1	66.7	289	2	58	289.0	17	128.21	188-326-6	57.7	2370	13	73	139.4
Total	1	162.92	20-30-1	66.7	289	2	58	289.0								
Opponents	1	112.69	31-45-2	68.9	243	1	24	243.0								

Receiving	gp	no.	yds	avg	td	lg	avg/g	gp	no.	yds	avg	td	lg	avg/g
Jack Armstrong	1	6	39	6.5	0	16	39.0	1	6	39	6.5	0	16	39.0
Daniel Kuzjak	1	3	32	10.7	0	16	32.0	7	3	32	10.7	0	16	4.6
M. Abdul-Saboor	1	3	25	8.3	0	10	25.0	32	37	318	8.6	0	29	9.9
C. Reeves	1	2	62	31.0	1	52	62.0	23	21	271	12.9	1	61	11.8
Kevin Hart	1	2	60	30.0	1	58	60.0	17	12	147	12.2	1	58	8.6
Flynn Heald	1	2	57	28.5	0	44	57.0	9	3	67	22.3	0	44	7.4
Andrew Caskin	1	2	14	7.0	0	11	14.0	11	7	91	13.0	1	39	8.3
Total	1	20	289	14.4	2	58	289.0							
Opponents	1	31	243	7.8	1	24	243.0							

Total Offense	g	plays	rush	pass	total	avg/g	g	plays	rush	pass	total	avg/g
Steve Cluley	1	38	-2	289	287	287.0	17	425	-27	2370	2343	137.8
M. Abdul-Saboor	1	17	103	0	103	103.0	32	511	2435	0	2435	76.1
K. Anderson	1	8	39	0	39	39.0	25	140	626	0	626	25.0
Jonathan Dunn	1	5	25	0	25	25.0	1	5	25	0	25	25.0
C. Reeves	1	1	19	0	19	19.0	23	1	19	0	19	0.8
Kevin Hart	1	2	10	0	10	10.0	17	2	10	0	10	0.6
Total	1	71	194	289	483	483.0						
Opponents	1	72	89	243	332	332.0						

Scoring	td	fg	PAT				dxp	saf	pts	td	fg	PAT				dxp	saf	pts
M. Abdul-Saboor	2	-	-	-	-	-	-	-	12	20	-	-	-	-	-	-	-	120
Nick Dorka	-	2-2	4-4	-	-	-	-	-	10	-	4-5	11-11	-	-	-	-	-	23
C. Reeves	1	-	-	-	-	-	-	-	6	1	-	-	-	-	-	-	-	6
Kevin Hart	1	-	-	-	-	-	-	-	6	1	-	-	-	-	-	-	-	6
Total	4	2-2	4-4	-	-	-	-	-	34									
Opponents	1	0-1	1-1	-	-	-	-	-	7									

Punt Returns	no.	yds	avg	td	lg	no.	yds	avg	td	lg
Jared Velasquez	2	11	5.5	0	11	6	30	5.0	0	11
Total	2	11	5.5	0	11					
Opponents	2	24	12.0	0	13					

Kick Returns	no.	yds	avg	td	lg	no.	yds	avg	td	lg
Aaron Swinton	1	40	40.0	0	40	1	40	40.0	0	40
Total	1	40	40.0	0	40					
Opponents	5	103	20.6	0	43					

Interceptions	no.	yds	avg	td	lg	no.	yds	avg	td	lg
Aaron Swinton	1	0	0.0	0	0	2	25	12.5	0	25
Raeshawn Smith	1	0	0.0	0	0	1	0	0.0	0	0
Total	2	0	0.0	0	0					
Opponents	1	0	0.0	0	0					



# The Automated ScoreBook

William and Mary Individual Season/Career Statistics (as of Sep 10, 2015)

All games

	SEASON					CAREER				
Fumble Returns	no.	yds	avg	td	lg	no.	yds	avg	td	lg
Total	0	0	0.0	0	0					
Opponents	0	0	0.0	0	0					

All Purpose	g	rush	rcv	pr	kr	ir	total	avg/g	g	rush	rcv	pr	kr	ir	total	avg/g
M. Abdul-Saboor	1	103	25	0	0	0	128	128.0	32	2435	318	0	34	0	2787	87.1
C. Reeves	1	19	62	0	0	0	81	81.0	23	19	271	0	0	0	290	12.6
Kevin Hart	1	10	60	0	0	0	70	70.0	17	10	147	0	0	0	157	9.2
Flynn Heald	1	0	57	0	0	0	57	57.0	9	0	67	0	0	0	67	7.4
Aaron Swinton	1	0	0	0	40	0	40	40.0	11	0	0	0	40	25	65	5.9
K. Anderson	1	39	0	0	0	0	39	39.0	25	626	140	62	92	0	920	36.8
Jack Armstrong	1	0	39	0	0	0	39	39.0	1	0	39	0	0	0	39	39.0
Daniel Kuzjak	1	0	32	0	0	0	32	32.0	7	0	32	0	0	0	32	4.6
Jonathan Dunn	1	25	0	0	0	0	25	25.0	1	25	0	0	0	0	25	25.0
Andrew Caskin	1	0	14	0	0	0	14	14.0	11	0	91	0	0	0	91	8.3
Jared Velasquez	1	0	0	11	0	0	11	11.0	33	0	0	30	0	129	159	4.8
Steve Cluley	1	-2	0	0	0	0	-2	-2.0	17	-27	0	0	0	0	-27	-1.6
Total	1	194	289	11	40	0	534	534.0								
Opponents	1	89	243	24	103	0	459	459.0								

Field Goals	att	good	long	blkd	att	good	long	blkd
Nick Dorka	2	2	32	0	5	4	36	0
Total	2	2	32	0				
Opponents	1	0	0	1				

Punting	no.	yds	avg	lg	blk	no.	yds	avg	lg	blk
H. Windmuller	2	102	51.0	56	0	29	1279	44.1	62	1
Total	2	102	51.0	56	0					
Opponents	5	188	37.6	43	0					

Kickoffs	no.	yds	avg	tb	ob	no.	yds	avg	tb	ob
Nick Dorka	7	307	43.9	2	0	18	963	53.5	4	0
Total	7	307	43.9	2	0					
Opponents	2	126	63.0	1	0					

[illegible]