

BREYANA
MASON

VIRGINIA

2016-17 CAVALIER BASKETBALL



UNCOMPROMISED EXCELLENCE

ALL IN FOR EXCELLENCE



CONTENTS

1	Quick Facts
2	Covering the Cavaliers
3	2016-17 Schedule
4	2016-17 Roster
6-8	Head Coach Joanne Boyle
9-10	Assistant Coaches
11-23	2016-17 Player Bios

LOOKING BACK AT 2015-16

24	Final Results
24	Honors and Awards
25-29	Final Statistics
30-36	2015-16 Box Scores

OPPONENT INFORMATION

37	Series at a Glance
38-40	Series Records vs. Opponents

ACC HISTORY

41	ACC Tournament History
42	UVA at the ACC Tournament
43-44	All-Time ACC Honors

NCAA TOURNAMENT HISTORY

45-47	UVA in the NCAA Tournament
48	1990 Final Four Team
49	1991 Final Four Team
50	1992 Final Four Team
51-52	Final Four Box Scores

HISTORY AND HONORS

53	Academic All-Americans
54	Academic All-America Hall of Fame
55-56	Virginia's All-Americans
56	Retired Numbers and Jerseys
57-60	All-Time Honors and Accolades

RECORDS

61-63	Scoring Records
64	Field Goal Records
65	3-Point Field Goal Records
66	Free Throw Records
67	Assists, Blocks and Steals Records
68	Rebounding Records
69-70	Year-By-Year Statistics
71	Home Attendance
72-79	All-Time Results
80	All-Time Upsets
81	All-Time National Rankings
82	All-Time Cavalier Coaches
83	All-Time Tournament Results

ADMINISTRATION

84	President Teresa A. Sullivan
85-86	Athletics Director Craig Littlepage
87-89	Senior Staff
89	Cavaliers on the Air

QUICK FACTS

UNIVERSITY OF VIRGINIA

Location:	Charlottesville, Va. 22904
Founded:	1819 by Thomas Jefferson
Enrollment:	23,883 (16,673 undergraduate)
President:	Teresa A. Sullivan
Athletics Director:	Craig Littlepage
Faculty Athletics Rep.:	Carolyn M. Callahan
Nicknames:	Cavaliers, Wahoos, 'Hoos
Mascot:	Cavalier
Colors:	Navy and Orange
Song:	"Good Old Song"

JOHN PAUL JONES ARENA INFORMATION

Facility (Capacity):	14,593
First Year of Operation:	2006
Largest Attendance Figure (WBB):	11,895 (11/22/09 vs. Tennessee)
UVA's Overall Record in Facility:	117-38
First Event in Facility:	11/12/06 vs. Old Dominion (WBB)
First Official UVA Contest Played in Facility:	11/12/06 vs. Old Dominion (WBB)
First Official UVA Victory in Facility:	11/12/06 vs. Old Dominion (WBB)
In-game Press Row Phone Number:	434-962-0579

COACHING INFORMATION

Head Coach:	Joanne Boyle (Duke '85)
Record At Virginia (Career Record):	90-72/sixth season (294-165/15th season)
Assistant Coaches:	La'Keshia Frett Meredith Katherine Graham Tim Taylor
Assistant Athletic Director of Women's Basketball Operations:	Sarah Holsinger
Assistant Director of Women's Basketball Operations:	Kate Martin
Video Coordinator:	Andrew Landers
Athletic Trainer:	Craig Oates
Strength & Conditioning Coach:	Robb Hornett

VIRGINIA TEAM INFORMATION

First Year:	1974
All-Time Record:	876-428 (44th year)
All-Time ACC Record:	343-204
ACC Tournament Record:	35-35
2015-16 Record and ACC Finish:	18-16, 6-10 ACC (9th)
2015-16 ACC Tournament:	Second Round
2015-16 Postseason:	WNIT Quarterfinals
NCAA Appearances/Last:	24/2010
Postseason Record:	46-31
NCAA Tournament Record:	33-24
WNIT Record:	13-8
Starters Returning/Lost:	3/2
Lettermen Returning/Lost:	7/4
Newcomers:	5

MEDIA RELATIONS

Director:	Jim Daves
Assistant Director, WBB Contact:	Melissa Dudek
Assistant Director, WBB Secondary Contact:	Kristin Watkins
Media Relations Office Phone:	(434) 982-5500
Dudek's Cell Phone/ Direct Office Line :	(434) 962-0579
Dudek's email Address:	mdudek@virginia.edu
Office Fax:	(434) 982-5525
Media Relations Mailing:	P.O. Box 400853, Charlottesville, VA 22904-4853
Overnight Package Delivery:	295 Massie Road, Charlottesville, VA 22903



COVERING THE CAVALIERS

PRESS CREDENTIALS

To obtain a press credential, please use Virginia's online credentialing system:

<https://www.sportssystem.com/clients/virginia/>

Please allow ample time for credentials to be processed. You must have a press pass to be admitted to the media area and the press room. Contact Melissa Dudek (mdudek@virginia.edu) for more information about credentials.

PHOTO CREDENTIALS

All photographers and camera operators must wear a visible credential issued by the Virginia athletics media relations office. Photographers and television camera operators approved to work on the floor must secure an armband before the game. It is requested that photographers please wear the armband on their arms to make it easier for event staff to see they are properly credentialed. Photographers work from the baselines at both ends of the court at John Paul Jones Arena. Live television is given top priority for courtside space.

PRESS PARKING

Press parking passes are provided upon request on a limited basis. If you need a parking pass, please be sure to inform the UVA athletics media relations office when making your press or photo credential request.

INTERVIEWS

All requests for interviews with Virginia basketball coaches and players should be made through the athletics media relations office. It is requested you allow the athletics media relations staff at least one day, preferably longer, to arrange an interview.

POSTGAME INTERVIEWS

Virginia head coach Joanne Boyle will meet with media representatives after a cooling off period in the press room after each game at John Paul Jones Arena. Visiting coaches and players are available by request.

RADIO

Each visiting school is allowed one free radio broadcast from John Paul Jones Arena. The Virginia athletics media relations office provides two ISDN lines and three business touchtone lines for use by the visiting broadcast crew. Radio network crews work from a courtside location at the scorer's table. Three seats are available at the table and one seat behind the visitor's broadcast location.

GAME SERVICES

Information packets are available before each game at John Paul Jones Arena, and a full statistical summary and play-by-play sheets are distributed at halftime and after the game. Quotes from both coaches and two or three players from each team will be available at the conclusion of the game. A pregame buffet meal is served for working members of the media in the press room on the event level of John Paul Jones Arena.

TELEPHONES/WIRELESS

A wireless network is available at John Paul Jones Arena for visiting media. A UVA media relations representative will provide login directions.

VISIT UVA'S WEB SITES

Information on all of Virginia's 25 varsity sports is available on the UVA athletics department's official web sites:

WWW.VIRGINIASPORTS.COM

WWW.VIRGINIASPORTSTV.COM

VIRGINIA ATHLETICS MEDIA RELATIONS

Requests for additional information, feature materials and photographs should be made to the athletics media relations office.

Athletics Media Relations Office

University of Virginia

P.O. Box 400853

Charlottesville, VA 22904-4853

(434) 982-5500

The UVA athletics media relations office is located in John Paul Jones Arena. Regular business hours are 9 a.m. to 5 p.m., Monday through Friday.

Phone Numbers to Note

(area code 434)

Athletics Media Relations..... 982-5500

FAX 982-5525

Athletics Director 982-5100

Basketball Office 982-5800

Sports Promotions..... 982-5600

Athletics Ticket Office..... 924-UVA1

(800) 542-UVA1

Press Row..... 962-0579



MELISSA DUDEK

ASSISTANT DIRECTOR - PRIMARY WBB CONTACT

Mobile..... (434) 962-0579

mdudek@virginia.edu



KRISTIN WATKINS

ASSISTANT DIRECTOR - SECONDARY WBB CONTACT

Mobile..... (864) 934-4704

kwatkins@virginia.edu



JIM DAVES

ASSISTANT A.D. FOR MEDIA RELATIONS

Mobile..... (434) 962-7668

jimdaves@virginia.edu

2016-17 SCHEDULE



Day	Date	Opponent	Time	TV
Fri.	Nov. 11	MIDDLE TENNESSEE STATE	7 p.m.	
Sun.	Nov. 13	COPPIN STATE	2 p.m.	
Wed.	Nov. 16	at Richmond	7 p.m.	
Sun.	Nov. 20	RUTGERS	6 p.m.	
Fri.	Nov. 25	vs. St. John's^	6:30 p.m.	
Sat.	Nov. 26	vs. Nebraska^	9 p.m.	
Thu.	Dec. 1	at Northwestern#	9 p.m.	
Sun.	Dec. 4	at Bowling Green	2 p.m.	
Fri.	Dec. 16	ILLINOIS-CHICAGO	7 p.m.	ACCNE
Mon.	Dec. 19	at Georgia	7 p.m.	
Wed.	Dec. 21	MARYLAND EASTERN SHORE	7 p.m.	ACCNE
Wed.	Dec. 28	Liberty vs. Dayton%	4:30 p.m.	
		UMBC%	7 p.m.	ACCNE
Thu.	Dec. 29	Liberty vs. UMBC%	4:30 p.m.	
		DAYTON%	7 p.m.	ACCNE
Mon.	Jan. 2	at Syracuse*	7 p.m.	
Thu.	Jan. 5	LOUISVILLE*	7 p.m.	ACCNE
Sun.	Jan. 8	at North Carolina*	2 p.m.	
Sun.	Jan. 15	BOSTON COLLEGE*	2 p.m.	ACCNE
Thu.	Jan. 19	at Clemson*	7:00 p.m.	
Sun.	Jan. 22	at Pittsburgh*	12:30 p.m.	RSN
Thu.	Jan. 26	VIRGINIA TECH*	7 p.m.	ACCNE
Sun.	Jan. 29	at Notre Dame*	12 p.m.	ESPNU
Thu.	Feb. 2	GEORGIA TECH*	7 p.m.	RSN
Sun.	Feb. 5	DUKE*	1 p.m.	RSN
Thu.	Feb. 9	at Miami*	7 p.m.	
Sun.	Feb. 12	WAKE FOREST*	2 p.m.	ACCNE
Thu.	Feb. 16	FLORIDA STATE*	7 p.m.	RSN
Sun.	Feb. 19	at Virginia Tech*	3 p.m.	RSN
Thu.	Feb. 23	at Louisville*	7 p.m.	ACCNE
Sun.	Feb. 26	NC STATE*	2 p.m.	ACCNE

^ South Point Shootout (Las Vegas, Nevada)

ACC/Big10 Challenge

% Cavalier Classic Tournament Presented by Holiday Inn University Area

* Atlantic Coast Conference game

RSN - ACC Regional Sports Networks

ACCNE - ACC Network Extra



2016-17 ROSTER

NUMERICAL

NO.	NAME	POS.	HT.	CLASS	HOMETOWN / PREVIOUS SCHOOL
00	Debra Ferguson	Center	6-4	So.	Madison Heights, Va./Amherst County
2	Jae'Lisa Allen	Forward	6-2	Jr.	Pine Bluff, Ark./White Hall
4	Dominique Toussaint	Guard	5-9	Fr.	Staten Island, N.Y./Christ the King
10	J'Kyra Brown	Guard	5-11	Jr.	Rocky Mount, N.C./Rocky Mount HS/East Carolina
12	Breyana Mason	Guard	5-8	Sr.	Woodbridge, Va./Forest Park
13	Jocelyn Willoughby	Guard	6-0	Fr.	East Orange, N.J./Newark Academy
14	Lisa Jablonowski	Forward	6-3	Fr.	Ernster, Luxembourg/Lycees des Garcons
21	Lauren Moses	Forward	6-2	Jr.	Mount Holly, N.J./Rancocas
23	Aliyah Huland El	Guard	6-1	Jr.	Randolph, N.J./Randolph
30	Felicia Aiyeotan	Center	6-9	Fr.	Lagos, Nigeria/Blair Academy (N.J.)
32	Moné Jones	Forward	6-3	So.	Durham, N.C./Riverside
35	Shakyna Payne	Forward	6-3	R-Fr.	Acworth, Ga./Southwest Atlanta Christian Academy

ALPHABETICAL

NO.	NAME	POS.	HT.	CLASS	HOMETOWN / PREVIOUS SCHOOL
30	Felicia Aiyeotan	Center	6-9	Fr.	Lagos, Nigeria/Blair Academy (N.J.)
2	Jae'Lisa Allen	Forward	6-2	Jr.	Pine Bluff, Ark./White Hall
10	J'Kyra Brown	Guard	5-11	Jr.	Rocky Mount, N.C./Rocky Mount HS/East Carolina
00	Debra Ferguson	Center	6-4	So.	Madison Heights, Va./Amherst County
23	Aliyah Huland El	Guard	6-1	Jr.	Randolph, N.J./Randolph
4	Lisa Jablonowski	Forward	6-3	Fr.	Ernster, Luxembourg/Lycees des Garcons
32	Moné Jones	Forward	6-3	So.	Durham, N.C./Riverside
12	Breyana Mason	Guard	5-8	Sr.	Woodbridge, Va./Forest Park
21	Lauren Moses	Forward	6-2	Jr.	Mount Holly, N.J./Rancocas
35	Shakyna Payne	Forward	6-3	R-Fr.	Acworth, Ga./Southwest Atlanta Christian Academy
4	Dominique Toussaint	Guard	5-9	Fr.	Staten Island, N.Y./Christ the King
13	Jocelyn Willoughby	Guard	6-0	Fr.	East Orange, N.J./Newark Academy

HEAD COACH: Joanne Boyle (Duke '85), 6th Year at Virginia

ASSISTANT COACH: La'Keshia Frett Meredith (Georgia '97), 4th year at Virginia

ASSISTANT COACH: Katherine Graham (LSU, '11), 1st year at Virginia

ASSISTANT COACH: Tim Taylor (James Madison, '89), 1st year at Virginia

PRONUNCIATION GUIDE

Felicia Aiyeotan	EYE-oh-Ten
Jae'Lisa Allen	JAY-lisa
J'Kyra Brown	Juh-KYE-rah
Aliyah Huland El	ahh-LEE-uh HEW-land-ELLE
Lisa Jablonowski	LEE-zuh
Shakyna Payne	shuh-KYE-nuh
La'Keshia Frett Meredith	Lah-KEE-shah

BROADCAST ROSTER



00

DEBRA FERGUSON

Center • Sophomore
6-4
Amherst County High
Madison Heights, Va.



2

JAE'LISA ALLEN

Forward • Junior
6-2
White Hall High
Pine Bluff, Ark.



4

DOMINIQUE TOUSSAINT

Guard • Freshman
5-9
Christ the King
Staten Island, N.Y.



10

J'KYRA BROWN

Guard • Junior
5-11
Rocky Mount High
East Carolina Univ.
Rocky Mount, N.C.



12

BREYANA MASON

Guard • Senior
5-8
Forest Park High
Woodbridge, Va.



13

JOCELYN WILLOUGHBY

Guard • Freshman
6-0
Newark Academy
East Orange, N.J.



14

LISA JABLONOWSKI

Forward • Freshman
6-3
Lycee des Garcons
Ernster, Luxembourg



21

LAUREN MOSES

Forward • Junior
6-2
Rancocas High
Mount Holly, N.J.



23

ALIYAH HULAND EL

Guard • Junior
6-1
Randolph High
Randolph, N.J.



30

FELICIA AIYEOTAN

Center • Freshman
6-9
Blair Academy (N.J.)
Lagos, Nigeria



32

MONÉ JONES

Forward • Sophomore
6-2
Riverside High
Durham, N.C.



35

SHAKYNA PAYNE

Forward • R-Freshman
6-1
SW Atlanta Christian
Academy
Acworth, Ga.



JOANNE BOYLE

Head Coach
Sixth Season



TIM TAYLOR

Assistant Coach
First Season



LA'KESHIA FRETT MEREDITH

Assistant Coach
Fourth Season



KATHERINE GRAHAM

Assistant Coach
First Season



SARAH HOLSINGER

Asst. AD/Operations
Sixth Season



HEAD COACH JOANNE BOYLE

On April 9, 2011, Joanne Boyle was announced as the fourth head coach in the history of the Virginia women's basketball program.

Boyle, a veteran of 14 seasons as a head coach, is approaching 300 career wins with a 294-165 record that includes eight 20-win seasons. She has led her teams to 12 post-season berths, including five NCAA Tournament appearances, with her 2008-09 California squad advancing to the Sweet-16 for the first time in program history.

In her first five seasons in Charlottesville, Boyle has amassed a 90-72 record that includes seven upset victories over top-25 opponents, including three wins over top-10 opponents at John Paul Jones Arena when Boyle's Cavaliers closed out the 2014-15 regular-season with a 75-59 victory over No. 8 Louisville. In 2013-14, Boyle's UVA squad registered an 86-72 victory over No. 6 Maryland, a team that would go on to play in the 2014 Final Four, in the Terps' last-ever visit to JPJ as an ACC opponent. Boyle, in her fourth game at the helm of the Cavaliers, led her team to a 69-64 overtime victory over No. 3 Tennessee.

Known throughout her career for her talents as a recruiter, Boyle signed back-to-back-to-back top-20-ranked recruiting classes in 2012 and 2013 that included a pair of Gatorade State Players of the Year, two members of the 2013 Parade Magazine High School Girls All-America Team, and a gold-medalist from the 2011 USA Basketball U16 team that swept through the FIBA Americas Championship in Merida, Mexico. Boyle's incoming 2016-17 class includes the Gatorade State Players of the Year from both New York and New Jersey.

Boyle has transformed the squad into one of the stingiest defensive teams in the ACC. In her first season at UVA, the Cavaliers led the ACC by holding opponents' scoring to 54.1 points per game. The 54.1 ppg was the lowest opponent scoring average since 1975-76 when UVA allowed 46.2 ppg. The team also held a record-setting 26 opponents to under 60 points. The year before Boyle arrived, the team was allowing 64.5 ppg, a reduction of over 10 points per game. Boyle had a similar impact when she took over at California, with the Bears allowing 60.1 ppg in her first season (2005-06) after averaging 71.3 points allowed the year before.



Under her tutelage, Boyle's players have been recognized as being among the top athletes in the elite Atlantic Coast Conference with Ariana Moorer, Ataira Franklin and Faith Randolph being named to the All-ACC team, with Franklin earning first-team honors in 2013. Lexie Gerson was twice named to the All-Defensive team while Faith Randolph was named the conference's Sixth Player of the Year in 2014. Mikayla Venson earned a spot on the ACC All-Freshman team. During Boyle's tenure, Simone Egwu became only the second Virginia women's basketball player to earn the prestigious ACC's Weaver-James-Corrigan Postgraduate Scholarship.

In 2014-15, Boyle's players were ranked in the top-10 in the ACC in eight different statistical categories including Randolph who just was the fifth player in ACC history to win the free throw crown while shooting over 90 percent from the stripe.

Prior to being named head coach at UVA, Boyle was the women's head basketball coach at the University of California at Berkeley for six years (2005-2011).

Boyle compiled a 137-64 (.682) record with the Golden Bears. She led California to postseason play each year she directed the program, including four NCAA tournament appearances and two trips to the Women's National Invitation Tournament with the Golden Bears being crowned the 2010 WNIT champions.

Boyle began her head-coaching career at the University of Richmond in 2002. In three years she led the Spiders to a 67-29 (.698) record, winning at least 21 games each season. Her final year at Richmond the Spiders went 23-8 and advanced to the NCAA Championships.



HEAD COACH JOANNE BOYLE



When Boyle took over as the California head coach in 2005 she inherited a program that had gone 12 consecutive seasons without a winning record. Among the highlights during her career at California:

- Named the 2011 Women's Basketball Coaches Association's Carol Eckman Award winner which is presented annually to an active WBCA coach who exemplifies Eckman's spirit, integrity and character through sportsmanship, commitment to the student-athlete, honesty, ethical behavior, courage and dedication to purpose.
- Named 2006-07 Pac-10 Coach of the Year
- Named 2007-08 Russell Athletic/WBCA Region 8 Coach of the Year
- In 2007-08, led Cal to the Pac-10 Tournament final for the first time
- In 2008-09, spent four weeks at a program-best No. 3 ranking in both the AP and USA Today-ESPN Coaches' polls
- Advanced the 2008-09 squad to the Sweet-16 after winning a second round game in the NCAA Tournament for the first time in program history
- Coached the 2006-07 Pac-10 Player of the Year (Devane Hampton) and the 2005-06 Pac-10 Freshman of the Year (Alexis Gray-Lawson)
- Her players earned All-Pac-10 honors 17 times and Pac-10 All-Freshman accolades 11 times
- Coached three All-Americans (Devane Hampton, Ashley Walker, and Alexis Gray-Lawson)
- Coached the 2010 Frances Pomeroy Naismith Award winner (Alexis Gray-Lawson), an honor given to the top player in the nation 5-8 and under
- Had five players go on to play in the WNBA (Ashley Walker - Seattle Storm; Alexis Gray-Lawson - Phoenix Mercury; Layshia Clarendon - Indiana Fever/Atlanta Dream; Gennifer Brandon - Chicago Sky; Talia Caldwell - New York Liberty)

Boyle is highly regarded in the women's basketball community. She is a member of the State Farm/Wade Trophy selection committee and was a member of the USA Basketball Junior National Team Committee (2009-2012). In 2006 she was an assistant coach for the USA team that competed in the 2006 FIBA Americas U20 Championship for Women and a member of the WBCA Board of Directors.

Boyle, who grew up in Monroeville, Pa., was inducted into the Pennsylvania Sports Hall of Fame (East Boros Chapter) in October of 2012.

Boyle served as an assistant coach at Duke from 1993 to 2002. During that nine-year span the Blue Devils recorded a 225-121 record, advancing to the NCAA Championships the last eight seasons and making Final Four appearances in 1999 and 2002.

A four-year letterwinner at Duke, Boyle graduated in 1985 with a degree in economics and obtained a master's of science degree in health policy and administration from North Carolina in 1989. Her 75 steals during the 1984-85 campaign remained the highest single-season total until Alana Beard broke the mark in 2000-01. Prior to starting her coaching career at her alma mater she played professionally in Luxembourg and Germany for three years.

Boyle and her daughter, Ngoty, reside in Charlottesville.

JOANNE BOYLE'S RECORD YEAR-BY-YEAR

School	Season	Overall	Conference		Post Season/Honors
		W-L	W-L	Finish	
Richmond	2002-03	21-11	9-7	3	WNIT Quarterfinals
Richmond	2004-04	23-10	11-5	2	WNIT Semifinals
Richmond	2004-05	23-8	12-4	3	NCAA First Round
Totals	3 seasons	67-29	32-16		
California	2005-06	18-12	12-6	6	NCAA First Round
California	2006-07	23-9	12-6	3	NCAA First Round
California	2007-08	27-7	15-3	2	NCAA Second Round
California	2008-09	27-7	15-3	2	NCAA Sweet-16
California	2009-10	24-13	11-7	4	WNIT Champions
California	2010-11	18-16	7-11	6	WNIT Second Round
Totals	6 seasons	137-64	72-36		
Virginia	2011-12	25-11	9-7	5	WNIT Quarterfinals
Virginia	2012-13	16-14	8-10	6	
Virginia	2013-14	14-17	6-10	10	
Virginia	2014-15	17-14	7-9	9	WNIT First Round
Virginia	2015-16	18-16	6-10	9	WNIT Round of 16
Totals	5 seasons	90-72	36-46		
Career Totals	14 seasons	294-165			



BOYLE'S RECORD vs OPPONENTS

OPPONENT	OVERALL	UVA	CAL	RICH	OPPONENT	OVERALL	UVA	CAL	RICH
Alabama	0-1	0-1			New Mexico	1-2		1-2	
Albany	1-0		1-0		Norfolk State	1-0	1-0		
Appalachian State	2-0	2-0			North Carolina	0-5	0-5		
Arkansas State	2-0		1-0	1-0	Northwestern	0-1			0-1
Arizona	11-1		11-1		Notre Dame	0-3	0-2	0-1	
Arizona State	8-8		8-8		Ohio State	1-1	1-0	0-1	
Auburn	1-1	1-0		0-1	Oklahoma	0-1		0-1	
Baylor	0-3		0-3		Old Dominion	0-1	0-1		
Belmont	1-0		1-0		Oregon	12-3		12-3	
Boston College	5-4	5-3	0-1		Oregon State	11-1		11-1	
Brigham Young	1-0		1-0		Pepperdine	1-0		1-0	
California	0-1	0-1			Pennsylvania	1-0	1-0		
Cal Poly	1-0		1-0		Pittsburgh	0-2	0-2		
Cal State Fullerton	1-0		1-0		Portland State	1-0		1-0	
Clemson	4-1	4-1			Princeton	3-0	1-0	2-0	
Colorado	0-1		0-1		Providence	2-0	2-0		
Colorado State	1-0		1-0		Radford	3-0	2-0	1-0	
Columbia	1-0		1-0		Rhode Island	1-0		1-0	4-1
Connecticut	0-1		0-1		Richmond	2-0	2-0		
Coppin State	2-0	2-0			Rider	1-0			1-0
Creighton	0-1			0-1	Rutgers	2-1		2-1	
Dartmouth	1-0			1-0	Sacred Heart	1-0			1-0
Davidson	0-1	0-1			St. Bonaventure	5-0		5-0	
Dayton	5-1			5-1	St. John's	0-1		0-1	
Delaware	2-0			2-0	Saint Joseph's	2-2			2-2
Delaware St.	1-0	1-0			Saint Mary's	6-0	1-0	5-0	
DePaul	0-1			0-1	San Diego	1-0		1-0	
Drexel	1-0	1-0			San Jose State	2-1		2-1	
Duke	0-4	0-4			South Carolina State	1-0		1-0	
Duquesne	6-0			6-0	South Florida	2-0		1-0	1-0
Eastern Washington	1-0		1-0		Southern	1-0		1-0	
Florida	3-0		1-0	2-0	Southern California	10-3		10-3	
Florida Gulf Coast	1-0	1-0			SW Missouri State	1-0		1-0	
Florida International	1-0	1-0			Stanford	2-12		2-12	
Florida State	5-3	4-2		1-1	Stony Brook	1-0			1-0
Fordham	3-0			3-0	Syracuse	0-3	0-3		
Fresno State	3-0		3-0		TCU	1-1		1-1	
George Washington	0-8		0-1	0-7	Temple	1-4			1-4
Georgetown	3-0			3-0	Tennessee	1-1	1-1		
Georgia Southern	1-0		1-0		Texas	0-1	0-1		
Georgia Tech	1-5	0-4			Texas A&M	0-2		0-2	
Harvard	1-0		1-0		Texas-Arlington	1-0		1-0	
Hawai'i	1-0	1-0			Texas Tech	1-1		1-1	
High Point	2-0	2-0			Toledo	0-1	0-1		
Howard	3-0	2-0	1-0		Tulane	0-1	0-1		
Idaho State	1-0		1-0		Tulane	0-1	0-1		
Illinois	1-1	0-1	1-0		UC Davis	2-0		2-0	
Illinois State	1-0		1-0		UCLA	5-9		5-9	
Indiana	1-0	1-0			UC Riverside	2-0		2-0	
Iowa	1-0		1-0		UCSB	0-1			0-1
James Madison	2-2	2-2			UMES	1-0	1-0		
Kansas	2-0		2-0		UNLV	1-0		1-0	0-1
Kansas State	0-1	0-1			Utah	1-0		1-0	
La Salle	4-2			4-2	Vanderbilt	2-1	1-0	1-1	
Liberty	5-0	2-0		3-0	Virginia	2-0		1-0	1-0
Long Beach State	2-0		2-0		Virginia Tech	8-1	8-0		0-1
Longwood	1-0	1-0			VCU	3-0			3-0
Loyola Marymount	1-0		1-0		Wagner	2-0	1-0		1-0
Louisiana Tech	1-0	1-0			Wake Forest	4-1	4-1		
LSU	0-1			0-1	Washington	9-5		9-5	
Louisville	1-1	1-1			Washington State	10-2		10-2	
Marshall	1-0			1-0	West Virginia	0-2	0-2		
Maryland	2-4	1-4		1-0	Western Michigan	1-0		1-0	
Massachusetts	4-0	1-0		3-0	William & Mary	2-0		2-0	
Miami	2-6	1-5	1-0	0-1	Xavier	6-2	2-0		4-2
Michigan	0-1	0-1			Yale	1-0			1-0
Minnesota	1-0	1-0							
Mount St. Mary's	1-0		1-0						
Nevada	2-0		2-0						
NC State	3-2	3-2							

ASSISTANT COACHES



**LA'KESHIA
FRETT MEREDITH**



La'Keisha Frett Meredith joined the coaching staff in July of 2013. The former All-American and four-time All-SEC honoree at Georgia works primarily with the Cavalier post players.

As a professional basketball player, Frett Meredith played seven seasons in the WNBA, including making three appearances in the Western Conference Finals, after a two-year stint in the American Basketball League. Frett Meredith retired from the WNBA to take a full-time coaching position at her alma mater, serving as an assistant coach for Georgia from 2005-11. She then served as the Lady Bulldogs' director of basketball operations for two seasons.

In 1997, Frett Meredith was a first-round draft pick in the ABL, where she played two seasons for the Philadelphia Rage. After the ABL folded, she was drafted by the Los Angeles Sparks, beginning a seven-year WNBA career that included playing for the Sparks (1999-00), the Sacramento Monarchs (2001-03), the Charlotte Sting (2004) and the New York Liberty (2004-05). All but one of the teams reached the playoffs, including trips to the Western Conference Finals in 1999, 2000 and 2003. She also played overseas in Hungary, Israel, South Korea and Spain.

As a player, Frett Meredith enjoyed remarkable success at the prep, collegiate and professional levels. She earned 1993 National Prep Player of the Year honors and then helped lead Georgia to back-to-back Final Four appearances and consecutive SEC titles. Within the professional ranks, her teams advanced to the WNBA playoffs in six of her seven seasons in the league.

While at Georgia, Frett Meredith was the 1994 SEC Freshman of the Year and was named All-SEC by league coaches each of her four years, earning first-team recognition as a sophomore, junior and senior. She was a Naismith All-America pick as a junior and earned All-America recognition from Naismith, the U.S. Basketball Writers Association and the Associated Press (third team) as a senior in 1997. Frett Meredith helped lead Georgia to a combined 98-27 (.784) record from 1993-97. Frett Meredith scored 1,980 points in her Bulldog career, ranking sixth on the career scoring list, and ranked eighth with 842 rebounds.

Frett Meredith was a three-time All-American at Phoebus High School and then headlined one of the most celebrated recruiting classes in women's hoops history that featured five of USA Today's top-20 prospects in the nation. Frett Meredith and her classmates Kedra Holland-Corn and Tracy Henderson went on to become three of the top-15 overall picks in the 1997 ABL Draft, the first draft conducted when professional women's basketball emerged in the U.S. following the 1996 Atlanta Olympics.

Frett Meredith grew up in Hampton, Va. and still holds the Virginia High School League records for the most career points by either a male or female high school player (3,290). The Phoebus High School grad also held state records for most career rebounds (1,556), highest scoring average in a season (32.9) and was ranked as high as second in career steals (452), second in career blocked shots (336) and second in career scoring average (28.1).

Frett Meredith received her bachelor's degree in consumer economics from Georgia in 1997.

**KATHERINE
GRAHAM**



Katherine Graham joined the Virginia coaching staff in June of 2016.

Graham previously served as an assistant coach at Lipscomb during the 2014-15 season before spending last year in the same position at Western Kentucky.

Graham was a four-year letterwinner and a three-year starter at LSU, reaching the Final Four in 2008. She was the 25th player in program history to finish with 500 career rebounds (513) while also finishing her career with 295 assists and 713 points. Graham was named to the SEC Coaches All-Defensive Team her senior season. Following her collegiate playing career, she spent one season playing professional basketball in Iceland before heading to Georgia, where she spent two seasons as a graduate assistant.

**TIM
TAYLOR**



Tim Taylor joined Joanne Boyle's staff in June of 2016, marking his return as a member of the Virginia coaching staff. Taylor worked on Debbie Ryan's staff from 2000-05, serving as the recruiting coordinator, returning in 2009 as the associate head coach. In his time at Virginia, Taylor was recognized as one of the top assistant coaches in the country by earning an invite to the prestigious Nike Villa 7 program. During his tenures, the Cavaliers made five NCAA tournament appearances and signed back-to-back top-15 recruiting classes. Taylor also coached Monica Wright during the 2010 season when she was named the ACC Player of the Year and Defensive Player of the Year, while also garnering AP and State Farm All-America honors.

Since 2012, Taylor has been the principal at William Wetsel Middle School in Madison, Va., and served as an assistant coach at United Christian Academy, leading the team to a 45-6 record during his time on the sideline with two state appearances and a regional championship in 2014. In his previous high school coaching tenure, Taylor helped lead Orange County to a school-record 25-straight wins and its first-ever state tournament appearance in 2005-2006. He also led Madison County to a school-record 28-straight wins, District and Regional Championships in 2008-09 and a state tournament Final Four berth. His overall head coaching record is 134-44.

Taylor, who was born in Charlottesville, received a B.S. in political science and an M.S. in educational Administration from James Madison. He is married to the former Tonya Daughtry, a graduate of the McIntire School of Commerce at UVA. The couple has three children, a daughter Jordan and sons Dalton and Jackson.



30 FELICIA AIYEOTAN



6-9 • Freshman • Center
Lagos, Nigeria
Blair Academy, N.J.

HIGH SCHOOL/CLUB

- Played her senior season at Blair Academy (N.J.), averaging 14.0 points per game
- Mid-Atlantic Prep League First-Team All-League
- NJISAA First-Team All-Prep
- As a junior at Nuemann Goretti High in Philadelphia, Pa., won the national title with the team going 30-0 and finishing as the top-ranked high school team in the country
- Rated as the No. 87 overall prospect and No. 14 at her position by ProspectNation and No. 15 among all 2016-17 centers by ESPN HoopGurlz
- Played on the Nigerian U16 National Team

PERSONAL

- Daughter of Wemimo and Moses Aiyeotan
- Has a older brother, Remi, and a younger brother, Segun



2 JAE'LISA ALLEN



6-2 • Junior • Forward
Pine Bluff, Ark.
White Hall

AT VIRGINIA 2015-16

- Appeared in nine games, scoring four points
- Went 2-of-2 against NJIT, scoring four points in three minutes
- Played seven minutes against Norfolk State
- Played three minutes against Longwood (11/22)
- Appeared in the second quarter at both Georgia Tech (1/17) and Florida State (1/21)

2014-15

- Appeared in four games
- Made her collegiate debut against Radford (11/16), playing the final four minutes of the game
- Scored her first collegiate points in the final 30 seconds of the Delaware State game, giving the Cavaliers the basket that pushed them to the century mark

HIGH SCHOOL

- 2011-14 All-Conference
- 2014 All-State
- 2014 Full Court Award
- 2012 and 2013 All-Tournament honoree at the Music City Madness tournament
- 2014 McDonald's All-America nominee

PERSONAL

- Mother is Lisa Ruth
- Has volunteered her time with Toys for Tots, Special Olympics and the Salvation Army Bell-Ringing Campaign
- Enjoys singing and drawing
- Undeclared major



ALLEN'S CAREER STATISTICS

Year	G-GS	Min/Avg	FG-FGA	Pct.	3FG-A	Pct.	FT-FTA	Pct.	O-D	T	Avg.	Pf-DQ	Ast	TO	Blk	St	Pts	Avg
2014-15	4-0	13/3.3	1-3	.333	0-0	.000	0-0	.000	0-2	2	0.5	3-0	0	0	0	0	2	0.5
2015-16	9-0	24/2.7	2-9	.222	0-0	.000	0-0	.000	4-1	5	0.6	3-0	0	2	0	0	4	0.4
Totals	13-0	37/2.8	3-12	.250	0-0	.000	0-0	.000	4-3	7	0.5	6-0	0	2	0	0	6	0.5



10 J'KYRA BROWN



5-11 • Junior • Guard

Rocky Mount, N.C.

Rocky Mount High School/East Carolina

AT VIRGINIA

2015-16

- Appeared in 33 games with six starts, averaging 5.0 points per game
- Scored 10 points, all in the third quarter, in her Cavalier debut at MT (11/13)
- Started Cavalier career with back-to-back 10-point games, scoring 11 in 21 minutes against Norfolk State
- Scored seven points with seven rebounds, three steals and two assists in 16 minutes against Bowling Green (12/8)
- Scored 11 points in her first career start at Duke (2/4)
- Scored 7 points in 7 minutes at Louisville (2/18)
- Scored a season-high 12 points with 7 rebounds vs UNC (2/25)
- Grabbed a season-high 10 rebounds at Rutgers (3/20)

2014-15

- Sat out the season under NCAA transfer rules

AT EAST CAROLINA

2013-14

- Averaged 5.9 points per game while twice earning Conference USA Freshman of the Week honors
- Scored a season-high 29 points against Louisiana Tech, going 11-of-14 from the field and 6-of-8 from three-point range against the Lady Techsters

HIGH SCHOOL

- Finished her junior year as the leader in scoring (23.3 points per game), three-point field goals, free throws, and assists (3.2 assists per game), totalling a team-high 676 points
- Averaged 14.8 points per game as a sophomore, finishing the year with 430 points, while averaging 5.3 rebounds per game, 3.1 assists per game, 2.4 steals per game and 1.0 blocks per game
- Two-time All-State honoree
- Big East Conference (HS) Player of the Year as both a sophomore and a junior.
- Two-time Rocky Mount Telegram All-Area Player of the Year (2011, 2012)

PERSONAL

- Daughter of James and Jacqueline Brown
- Has two older siblings, James III and Jacquestavius
- Undeclared major



BROWN'S CAREER STATISTICS

AT EAST CAROLINA

Year	G-GS	Min/Avg	FG-FGA	Pct.	3FG-A	Pct.	FT-FTA	Pct.	O-D	T	Avg.	Pf-DQ	Ast	TO	Blk	St	Pts	Avg
2013-14	31-1	341/11.0	63-155	.406	27-81	.333	31-42	.738	21-31	52	1.7	45-0	25	41	9	16	184	5.9

AT VIRGINIA

Year	G-GS	Min/Avg	FG-FGA	Pct.	3FG-A	Pct.	FT-FTA	Pct.	O-D	T	Avg.	Pf-DQ	Ast	TO	Blk	St	Pts	Avg
2015-16	33-6	545/16.5	51-168	.304	27-85	.318	37-52	.712	31-61	92	2.8	60-0	30	50	3	23	166	5.0

00 DEBRA FERGUSON



6-4 • Sophomore • Center
Madison Heights, Va.
Amherst County

AT VIRGINIA 2015-16

- Appeared in 15 games, scoring 17 points with 17 rebounds
- Made her collegiate debut in the third quarter at Middle Tenn (11/13), making a layup eight seconds after checking in
- Scored six points with three rebounds in 13 minutes in the WNIT first-round game at VCU
- Played 22 minutes in the WNIT second-round game at Rutgers

HIGH SCHOOL

- Two-time First-Team All-Conference 23 honoree at Amherst County High School
- Earned First-Team All-Seminole District honors after twice being named to the second team
- As a team captain her senior season, averaged 13.9 points, 8.6 rebounds and 2.0 blocks per game
- Her AAU team, the NC Spartans, won the 2014 AAU National Championship in Orlando, Fla.

PERSONAL

- Father is Charles Ferguson
- Mother and step-father are Rachel and James Richardson
- Older brother, Cordaro Ellis, played one year of basketball at Eastern Kentucky before transferring to Pikeville University where he was part of its 2011 NAIA I National Championship team
- Graduated with honors in the top-25 of her class at Amherst County High School
- Volunteered over 50 hours at The Daily Bread soup kitchen
- Undeclared major



FERGUSON'S CAREER STATISTICS

Year	G-GS	Min/Avg	FG-FGA	Pct.	3FG-A	Pct.	FT-FTA	Pct.	O-D	T	Avg.	Pf-DQ	Ast	TO	Blk	St	Pts	Avg
2015-16	15-0	97/6.5	7-21	.333	0-0	.000	3-4	.750	5-12	17	1.1	23-0	1	8	5	3	17	1.1



23 ALIYAH HULAND EL



6-1 • Junior • Guard
Randolph, N.J.
Randolph High School

AT VIRGINIA

2015-16

- Appeared in all 34 games with 10 starts, averaging 9.6 points per game
- Opened the season with a 10-pt performance at MT (11/13)
- Scored a career-high 20 points at Auburn (Nov. 19) followed by a 20-point performance vs. Longwood
- Nearly had her first career double-double with nine points and 10 rebounds against Tulane (11/28)
- Shot 70.0 percent (7-of-10) against NJIT, scoring 17 points with six rebounds and four assists
- Went 6-of-9, scoring 13 points against Richmond (12/29)
- Made second career start at Wake Forest (1/10)
- Scored a team-high 16 points in the ACC Tournament game vs Duke (3/3)
- Scored 17 points in the second-round WNIT victory at Rutgers (3/20)

2014-15

- Played in all 31 games with one start
- Made her collegiate debut against Ohio State, scoring five points with an assist and two blocked shots in 13 minutes
- Went 2-of-3 from three-point range, scoring 8 pts against FIU
- Had back-to-back double-digit scoring games against DSU (10) and Longwood (11)
- Had her first career start against Florida State, scoring a season-high 14 points
- Scored 12 points on 5-of-7 shooting at North Carolina

HIGH SCHOOL

- Morris County's all-time leading scorer with 2,286 points and a 21.2 ppg average at Randolph High
- Also holds Randolph High career records for rebounds (900), assists (450) and blocks (225)
- In her senior season, led the state in scoring with 810 points
- Two-time Morris County Player of the Year
- Star Ledger First Team New Jersey All-Freshman team (2011), All-Sophomore team (2012) and All-Senior team (2014) while being named to the Star Ledger Second Team New Jersey All-Junior team in 2013
- Four-time First Team All-NJAC while earning First Team All-State honors from both the Star Ledger and MSG Varsity her senior season
- Was also a three-time MVP for the track team, holding the school record in the triple jump (38' 1 1/4")
- Played volleyball her freshman through junior seasons, breaking the school record for career kills with 542

PERSONAL

- Parents are Leslie-Ann Huland El and Rahim Huland El
- Father, Rahim, played college basketball at Vermont and played one season (1991) in the USBL
- Has a younger brother, Ahsan



HULAND EL'S CAREER STATISTICS

Year	G-GS	Min/Avg	FG-FGA	Pct.	3FG-A	Pct.	FT-FTA	Pct.	O-D	T	Avg.	Pf-DQ	Ast	TO	Blk	St	Pts	Avg
2014-15	31-1	552/17.8	63-189	.333	23-93	.247	24-32	.750	19-34	53	1.7	59-0	29	43	10	24	173	5.6
2015-16	34-10	853/25.1	120-281	.427	35-107	.327	51-63	.810	40-74	114	3.4	90-4	46	94	21	35	326	9.6
TOTAL	65-11	1405/21.6	183-470	.389	58-200	.290	75-95	.789	59-108	167	2.6	149-4	75	137	31	59	499	7.7

14 LISA JABLONOWSKI



6-3 • Freshman • Forward
Ernster, Luxembourg
Lycee des Garcons

HIGH SCHOOL/CLUB

- Named Sportswoman of the Year, the most prestigious award in Luxembourg, for her performance in the 2014-15 season
- Helped lead her Amicale Steinsel team to the 2016 National Championship of Luxembourg
- Voted to the 2016 Luxembourgish League All-Star Game roster
- Was named the Eurobasket.com Player of the Week (Nov. 9, 2015) after scoring 21 points with nine rebounds and four assists in a victory over Sparta
- A three-time MVP of the U16 and U18 divisions, she helped her team win the Luxembourg Cup in 2014 and guided them to second place finishes in the U14, U16 and U18 championships.

PERSONAL

- Daughter of Przemyslaw and Kerstin Jablonowski
- Has a younger brother, Jan
- Is fluent in English, German, French and Luxembourgish



**32 MONÉ JONES**

6-3 • Sophomore • Forward
Durham, N.C.
Riverside High School

AT VIRGINIA
2015-16

- Appeared in 33 games with one start, scoring 98 points
- Made her collegiate debut at Middle Tennessee, scoring six points with five rebounds in 24 minutes
- Had her first double-digit scoring effort against Norfolk State with 10 points on 3-of-3 shooting
- Pulled in seven rebounds against NJIT (12/5)
- Scored eight points at Florida State (1/21)
- Made her first collegiate start against Virginia Tech

HIGH SCHOOL

- Averaged 11.7 points, 6.5 rebounds, 1.3 assists, 1.1 steals and 3.1 blocks per game in four years at Riverside High School
- PAC 6 All-Conference and All-State team honors
- Named to the North Carolina/South Carolina All-Star Game roster
- McDonald's High School All-America nominee
- Was also a middle hitter for three years for the RHS volleyball team, earning PAC 6 All-Conference honors

PERSONAL

- Parents are Bobby Jones Jr. and Sherai Jones
- Has an older brother, Jordan
- Undeclared major

**JONES'S CAREER STATISTICS**

Year	G-GS	Min/Avg	FG-FGA	Pct.	3FG-A	Pct.	FT-FTA	Pct.	O-D	T	Avg.	Pf-DQ	Ast	TO	Blk	St	Pts	Avg
2015-16	33-1	572/17.3	37-101	.366	0-3	.000	24-32	.750	30-57	87	2.6	69-2	21	43	19	18	98	3.0

12 BREYANA MASON



5-8 • Senior • Guard
Woodbridge, Va.
Forest Park High School

AT VIRGINIA

2015-16

- ACC All-Academic Team
- Third on the team in scoring, averaging 10.0 points per game, third in rebounding (3.8 per game) and second in assists (78)
- Averaged 12.3 points and 4.3 rebounds per game in ACC contests
- Back-to-back double-digit scoring efforts in first two games of the season shooting 66.7 percent (10-of-15)
- Went 5-of-7 from the field and 6-of-6 from the line, scoring 16 points against Geen Bay (11/26) while also grabbing a career-high five steals
- Scored 10 points with 5 rebounds, 4 steals and 3 assists against Coppin
- Hit a buzzer-beating halfcourt shot to end the 3Q against Richmond (12/29), scoring seven points with a career-high eight rebounds and five assists
- Scored 14 points without attempting a three in the win over Miami (1/3)
- Followed at 5-of-8 shooting performance against Louisville with a 10-of-14 game at Georgia Tech, scoring 21 points in her first 20-pt game of the year

2014-15

- ACC All-Academic Team
- Fourth in the ACC in assist-turnover ratio with 1.80 per game
- Seventh in the ACC in assists with 3.5 per game
- Scored a career-high 22 points in the season-opener against Ohio State, her first career 20-point game
- Went 8-of-11 from the field overall and 5-of-7 from 3pt range vs OSU, also dishing out a career-high six assists
- Had seven assists with two turnovers against Delaware State, also scoring 16 pts
- Scored a team-high 16 points in the ACC opener at Virginia Tech, shooting 60.0 percent
- Had her second seven-assist game (with just one turnover) against BC
- Also 4-of-5 from three-point range for 12 points against BC
- Had eight assists at North Carolina
- Scored 13 points, going 6-of-12 from the field, with five rebounds in the ACC Tournament game against Miami

2013-14

- Appeared in 30 games with 14 starts
- Averaged 3.5 points per game
- Had 37 assists and 20 steals
- Made her collegiate debut against High Point, scoring her first points on a jumper in the second half
- Had her first double-digit scoring effort, scoring a season-high 13 points against LA Tech
- Had her first career start against Florida State, scoring the Cavaliers' first basket of the game
- Posted 9-point scoring efforts in back-to-back games against Georgia Tech and Virginia Tech
- Scored 12 points in the loss to Miami

HIGH SCHOOL

- 2012-13 Gatorade Virginia Player of the Year
- 2012-13 Parade Magazine All-American
- In her senior season, averaged 26.9 points, 7.3 rebounds, 4.8 assists and 2.9 steals per game
- 2012-13 Cardinal District Player of the Year and a four-time All-Cardinal District honoree
- Three-time All-Northwest Region first team
- VHSI All-State team and Washington Post All-Met first team
- Ranked No. 51 overall and as the No. 13 point guard by ESPN HoopGurlz and No. 57 overall by Blue Star
- Attended the same high school as Virginia alum Monica Wright, breaking Wright's career scoring record, putting up 1,979 points in her four years of high school
- Factoring in the two years of middle school (seventh and eighth grade) in which she played varsity basketball, Mason scored 3,313 points in six seasons

PERSONAL

- Parents are Nancy & Quinton Mason
- Graduated summa cum laude from Forest Park High School



MASON'S CAREER STATISTICS

Year	G-GS	Min/Avg	FG-FGA	Pct.	3FG-A	Pct.	FT-FTA	Pct.	O-D	T	Avg.	Pf-DQ	Ast	TO	Blk	St	Pts	Avg
2013-14	30-14	553/18.4	39-118	.331	9-19	.474	17-22	.773	10-32	42	1.4	32-0	37	43	0	20	104	3.5
2014-15	31-31	1016/32.8	109-265	.411	27-62	.435	51-62	.823	10-69	79	2.5	42-0	112	60	2	41	296	9.5
2015-16	34-34	1133/33.3	137-328	.418	22-68	.324	43-57	.754	29-99	128	3.8	54-0	78	65	2	52	339	10.0
TOTAL	95-79	2702/28.4	285-711	.401	58-149	.389	111-141	.787	49-200	249	2.6	128-0	227	168	4	113	739	7.8



21 LAUREN MOSES



6-2 • Junior • Forward
Mount Holly, N.J.
Rancocas High School

AT VIRGINIA 2015-16 SEASON

- Started all 34 games
- 13th in the ACC in rebounding, averaging 6.9 per game
- Four double-doubles, eight double-digit rebounding games and 16 double-digit scoring efforts
- Team-high 13 pts at Middle Tennessee, first time leading the team in scoring by herself
- Scored a career-high 18 points at the Paradise Jam against Rutgers (11/27)
- Named to the Paradise Jam All-Tournament Team
- Double-double against NJIT (12/5) with 14 points (on 7-of-9 shooting) with 11 reb followed by a double-double of 12 points, 11 rebounds against BGSU (12/8)
- Was named the MVP of the Cavalier Classic Tournament after scoring 17 points on 7-of-8 shooting (starting the game 7-of-7) against Coppin, followed by a double-double with 13 points and a career-high 14 rebounds against Richmond
- Scored 11 points with a career-high 15 rebounds in the win at BC

2014-15

- Appeared in all 31 games with 30 starts
- 13th in the ACC in blocked shots with 1.10 per game
- Made her collegiate debut against Ohio State, starting the game, playing 20 minutes with four points and seven rebounds
- Had her first double-digit scoring game against Toledo, scoring 14 points with eight rebounds
- Led the team with 13 rebounds at Illinois, her first career double-digit rebounding effort
- Had her first career double-double at Clemson with 15 pts, 10 rebounds
- In the victory over Wake Forest, scored eight points, going 4-of-5 from the field, with seven rebounds, two steals, two assists and three blocked shots, including a crucial block in the final 20 seconds
- Nearly had her second career double-double with 11 points and nine rebounds at North Carolina
- Scored 11 points with eight rebounds in the ACC Tournament game against Miami

HIGH SCHOOL

- Led Rancocas Valley Regional High School to four-straight State Championship games and two state titles (2013, 2011)
- Scored 1,823 points in her high school career to become Rancocas Valley's all-time leading scorer in school history, breaking the previous mark set by UVA alum Demya Walker
- Two-time Star Ledger First Team All-State and also earned second team honors as a freshman and sophomore
- Four-time First Team Group Four in New Jersey and four-time First Team All-County
- Three-time First Team All-South Jersey after being named to the second team as a freshman
- Ranked in the espnW 100 rankings at No. 17 in her position and No. 98 overall

PERSONAL

- Daughter of Vernon and Trinice Moses
- Brother, Dezman Moses, was an outside linebacker for the Green Bay Packers (2012-13) and Kansas City Chiefs (2014-15)
- Also has an older sister, Shaina



MOSES' CAREER STATISTICS

Year	G-GS	Min/Avg	FG-FGA	Pct.3FG-A	Pct.	FT-FTA	Pct.	O-D	T	Avg.	Pf-DQ	Ast	TO	Blk	St	Pts	Avg	
2014-15	31-30	731/23.6	77-183	.421	0-1	.000	35-66	.530	66-111	177	5.7	95-5	26	64	34	26	189	6.1
2015-16	34-34	969/28.5	128-293	.437	0-1	.000	65-115	.565	101-135	236	6.9	104-5	33	72	24	52	321	9.4
TOTAL	65-64	1700/26.2	205-476	.431	0-2	.000	100-181	.552	167-246	413	6.4	199-10	59	136	58	78	510	7.8

35 SHAKYNA PAYNE



6-3 • R-Freshman • Forward
Acworth, Ga.
Southwest Atlanta Christian Academy

AT VIRGINIA 2015-16

- Missed the entire season with a leg injury

HIGH SCHOOL

- Played four years of varsity basketball, playing three years at Etowah before finishing her senior year at Southwest Atlanta Christian Academy
- Was an honorable mention All-County player in 2011 before earning second-team honors in 2012 and then being named to the first-team in 2013
- 2014 Atlanta Journal Constitution All-State Class A Second Team
- Scored over 1,100 points in her prep career, averaging 12.6 points per game as a junior and 14.2 points with 7.3 rebounds per game her senior season
- Also played two years of varsity volleyball at Etowah as a middle blocker

PERSONAL

- Daughter of Damita Payne





4 DOMINIQUE TOUSSAINT



5-9 • Freshman • Guard
Staten Island, N.Y.
Christ the King

HIGH SCHOOL/CLUB

- 2016 Miss New York Basketball
- 2016 Gatorade New York State Girls' Basketball Player of the Year
- Named to the Jordan Brand Classic 2016 All-American Girls' team, competing for the East squad
- Averaged 19.7 points, 6.8 rebounds, 3.5 assists and 2.7 steals per game in her senior season at Christ the King
- 2015 Queens Player of the Year, MSG Tri-State Second Team and CHSAA Sportsmanship Player of the Year
- Competed at the 2016 USA Basketball Women's U18 National Team Trials in May of 2016 as well as the 2013 U16 and 2014 U17 trials
- ESPN-W's No. 48 overall recruit and No. 12 at her position and ranked at No. 25 by Prospect Nation in the 2016 class

PERSONAL

- Daughter of Kirstie Toussaint and Richard Toussaint
- Has an older sister, Janelle, and a younger sister, Olivia



13 JOCELYN WILLOUGHBY



6-0 • Freshman • Guard
East Orange, N.J.
Newark Academy

HIGH SCHOOL/CLUB

- 2016 Gatorade New Jersey Girl's Basketball Player of the Year
- 2016 MaxPreps All-America Fourth Team
- Two-time First Team All-State and All-County
- Averaged 21.9 points, 12.8 rebounds, 3.9 blocks, 3.8 assists and 3.1 steals per contest her senior season
- Became the first player at Newark Academy I to score 1,000 career points, doing so in her sophomore season.
- As a freshman and sophomore, she helped lead Newark to two-straight seasons with 21-or-more wins and back-to-back Prep B girls' basketball state titles.
- Ranked the No. 8 wing in her class and No. 47 player overall by ESPN-W and No. 5 at her position and No. 28 overall by Prospects Nation

PERSONAL

- Daughter of Cheryl and Kelly Willoughby
- Older brother, Kelly
- Has participated in service missions to Guatemala and New Orleans





2015-16 RESULTS

RECORD:	OVERALL	HOME	AWAY	NEUTRAL
ALL GAMES	18-16	10-6	7-6	1-2
CONFERENCE	6-10	3-5	3-5	0-0
NON-CONFERENCE	10-4	7-1	2-1	1-2
Postseason	2-2	0-0	2-1	0-1

Date	UVA. Rank	Opponent	Score	W/L	Rec.	ACC	Attend.	High Scorer	High Reb.	Opp. High Scr
11/13	--/RV	@Mid Tenn	70-66	W	1-0	0-0	5613	Moses 13	Umeri 6	Edwards 30
11/16	--/RV	NORFOLK ST	86-50	W	2-0	0-0	3495	Randolph 17	LM/FR 7	Beslow 15
11/19	--/RV	@Auburn	69-52	W	3-0	0-0	1675	Huland EI 20	LM/SU/FR 6	McKay 16
11/22	--/RV	LONGWOOD	81-46	W	4-0	0-0	3616	Huland EI 20	Moses 9	Skersick 12
11/26	--/RV	vs Green Bay	68-59	W	5-0	0-0	488	Venson 25	Moses 8	Buck 24
11/27	--/RV	vs Rutgers	60-48	L	5-1	0-0		Moses 18	Moses 7	Copper 21
11/28	--/RV	vs Tulane	67-62	L	5-2	0-0		Randolph 18	Huland EI 10	Morgan 21
12/02		No. 24 Iowa	85-73	L	5-3	0-0	3360	Venson 28	Moses 5	Kastanek 22
12/05		NJIT	81-54	W	6-3	0-0	3268	Huland EI 17	Moses 11	Guarino 24
12/08		BOWLING GREEN	68-39	W	7-3	0-0	10048	FR, AHE 14	Moses 11	Tibbs 8
12/18		CHARLESTON SO	85-65	W	8-3	0-0	2975	Venson 24	Moses 7	Mann 20
12/21		@No. 9 Ohio State	93-73	L	8-4	0-0	4778	Randolph 26	Moses 10	Alston 24
12/28		COPPIN STATE	75-40	W	9-4	0-0	3062	Moses 17	Randolph 7	Lane 10
12/29		RICHMOND	71-51	W	10-4	0-0	3190	AHE, LM 13	Moses 14	Murphy 14
01/03		No. 22 MIAMI	76-56	W	11-4	1-0	3656	FR, LM 16	Mason 7	Thomas 12
01/07		No. 3 NOTRE DAME	74-46	L	11-5	1-1	3394	Venson 17	Venson 5	Turner 19
01/10		@Wake Forest	52-50	W	12-5	2-1	875	Venson 20	LM, MJ 6	Campbell 13
01/14	--/RV	No. 23 LOUISVILLE	59-41	L	12-6	2-2	2880	Venson 13	Moses 11	Hines-Allen 16
01/17	--/RV	@Georgia Tech	78-67	W	13-6	3-2	1041	Venson 23	Moses 10	Whiteside 27
01/21	--/RV	@No. 14 Florida St	70-48	L	13-7	3-3	2495	Mason 15	Moses 5	Thomas 20
01/24	--/RV	PITT	58-55	L	13-8	3-4	2895	BM/MV 14	Moses 9	Potvin 19
01/27		at NC State	63-52	L	13-9	3-5	1499	Venson 14	Umeri 8	Wilson 24
02/04		at Duke	67-52	L	13-10	3-6	4506	Venson 22	Umeri 7	Greenwell 25
02/07		VIRGINIA TECH	66-46	L	13-11	3-7	4052	Mason 16	LM/BM 7	Young 24
02/11		RV/22 SYRACUSE	91-57	L	13-12	3-8	3081	Venson 16	Huland EI 6	Butler 23
02/14		@Boston College	61-50	W	14-12	4-8	522	Venson 19	Moses 15	Fasoula 14
02/18		@No. 11/11 Louisville	74-59	L	14-13	4-9	8736	Randolph 17	Mason 7	Hines-Allen 22
02/21		CLEMSON	65-48	W	15-13	5-9	5012	Venson 18	Randolph 13	Collier 13
02/25		NORTH CAROLINA	72-68	W	16-13	6-9	3109	Venson 23	FR, JB, AHE 7	Walker 18
02/28		@Virginia Tech	60-55	L	16-14	6-10	2710	Venson 16	Moses 12	Hicks 19
03/03		vs. Duke	57-53	L	16-15	6-10	2114	Huland EI 16	Huland EI 6	Chidom 20
03/17		at VCU	52-50	W	17-15	6-10	859	Randolph 21	BM, FR, LM 5	Goodhope 12
03/20		at Rutgers	71-55	W	18-15	6-10	597	Randolph 23	Brown 10	Copper 19
03/22		at Hofstra	65-57	L	18-16	6-10	344	Moses 16	Randolph 10	Leon 15

2015-16 VIRGINIA HONORS & AWARDS

ACC All-Academic Team

Faith Randolph

Breyana Mason

Cavalier Classic presented by Holiday Inn University Area

All-Tournament Team

Lauren Moses (MVP)

Mikayla Venson

Paradise Jam All-Tournament Team

Lauren Moses

ACC Player of the Week

Faith Randolph (Dec. 28)

2015-16 SEASON STATS



2015-16 Virginia Women's Basketball Virginia Combined Team Statistics (as of Mar 28, 2016) All games

RECORD:	OVERALL	HOME	AWAY	NEUTRAL
ALL GAMES	18-16	10-6	7-7	1-3
CONFERENCE	6-10	3-5	3-5	0-0
NON-CONFERENCE	12-6	7-1	4-2	1-3

#	Player	gp-gs	min	avg	Total		3-Point		F-Throw		Rebounds											
					fg-fga	fg%	3fg-fga	3fg%	ft-fa	ft%	off	def	tot	avg	pf	dq	a	to	blk	stl	pts	avg
01	Mikayla Venson	31-31	1074	34.6	158-404	.391	70-185	.378	83-95	.874	9	68	77	2.5	61	0	85	83	2	38	469	15.1
20	Faith Randolph	25-25	776	31.0	121-294	.412	25-84	.298	70-83	.843	39	85	124	5.0	52	2	76	51	2	37	337	13.5
12	Breyana Mason	34-34	1133	33.3	137-328	.418	22-68	.324	43-57	.754	29	99	128	3.8	54	0	78	65	2	52	339	10.0
23	Aliyah Huland El	34-10	853	25.1	120-281	.427	35-107	.327	51-63	.810	40	74	114	3.4	90	4	46	94	21	35	326	9.6
21	Lauren Moses	34-34	969	28.5	128-293	.437	0-1	.000	65-115	.565	101	135	236	6.9	104	5	33	72	24	52	321	9.4
10	J'Kyra Brown	33-6	545	16.5	51-168	.304	27-85	.318	37-52	.712	31	61	92	2.8	60	0	30	50	3	23	166	5.0
32	Mone Jones	33-1	572	17.3	37-101	.366	0-3	.000	24-32	.750	30	57	87	2.6	69	2	21	43	19	18	98	3.0
44	Sydney Umeri	34-29	746	21.9	32-86	.372	0-0	.000	14-15	.933	51	64	115	3.4	77	3	20	41	23	21	78	2.3
00	Debra Ferguson	15-0	97	6.5	7-21	.333	0-0	.000	3-4	.750	5	12	17	1.1	23	0	1	8	5	3	17	1.1
13	Emily Battle	6-0	11	1.8	1-1	1.000	0-0	.000	1-2	.500	0	2	2	0.3	0	0	0	1	0	0	3	0.5
02	Jae'Lisa Allen	9-0	24	2.7	2-9	.222	0-0	.000	0-0	.000	4	1	5	0.6	3	0	0	2	0	0	4	0.4
Team											85	96	181					13				
Total.....		34	6800		794-1986	.400	179-533	.336	391-518	.755	424	754	1178	34.6	593	16	390	523	101	279	2158	63.5
Opponents.....		34	6800		767-1877	.409	167-565	.296	374-560	.668	430	813	1243	36.6	570	-	425	623	129	252	2075	61.0

TEAM STATISTICS	VA	OPP
SCORING	2158	2075
Points per game	63.5	61.0
Scoring margin	+2.4	-
FIELD GOALS-ATT	794-1986	767-1877
Field goal pct	.400	.409
3 POINT FG-ATT	179-533	167-565
3-point FG pct	.336	.296
3-pt FG made per game	5.3	4.9
FREE THROWS-ATT	391-518	374-560
Free throw pct	.755	.668
F-Throws made per game	11.5	11.0
REBOUNDS	1178	1243
Rebounds per game	34.6	36.6
Rebounding margin	-1.9	-
ASSISTS	390	425
Assists per game	11.5	12.5
TURNOVERS	523	623
Turnovers per game	15.4	18.3
Turnover margin	+2.9	-
Assist/turnover ratio	0.7	0.7
STEALS	279	252
Steals per game	8.2	7.4
BLOCKS	101	129
Blocks per game	3.0	3.8
ATTENDANCE	57598	38364
Home games-Avg/Game	16-3600	14-2589
Neutral site-Avg/Game	-	4-528

Score by Periods	1st	2nd	3rd	4th	Totals
Virginia	527	535	570	526	2158
Opponents	546	456	497	576	2075

Date	Opponent		Score	Att.
11/13/15	at Middle Tennessee	W	70-66	5613
11/16/15	NORFOLK STATE	W	86-50	0
11/19/15	at Auburn	W	69-52	1675
11/22/15	LONGWOOD	W	81-46	3616
11/26/15	vs Green Bay	W	68-59	0
11/27/15	vs Rutgers	L	48-60	0
11/28/15	vs Tulane	L	62-67	0
12/02/15	IOWA	L	73-85	3360
12/05/15	NJIT	W	81-54	3268
12/08/15	BOWLING GREEN	W	68-39	10048
12/18/15	CHARLESTON SOUTHERN	W	85-65	2975
12/21/15	at Ohio State	L	73-93	4778
12/28/15	COPPIN STATE	W	75-40	3062
12/29/15	RICHMOND	W	71-51	3190
* 01/03/16	MIAMI	W	76-56	3656
* 01/07/16	NOTRE DAME	L	46-74	3394
* 01/10/16	at Wake Forest	W	52-50	875
* 01/14/16	LOUISVILLE	L	41-59	2880
* 1/17/16	at Georgia Tech	W	78-67	1041
* 01/21/16	at Florida State	L	48-70	2495
* 01/24/16	PITTSBURGH	L	55-58	2895
* 1/27/16	at NC State	L	52-63	1499
* 2-4-16	at Duke	L	52-67	4506
* 02/07/16	VIRGINIA TECH	L	46-66	4052
* 02/11/16	SYRACUSE	L	57-91	3081
* 2/14/16	at Boston College	W	61-50	522
* 2/18/16	at LOUISVILLE	L	59-74	8736
* 02/21/16	CLEMSON	W	65-48	5012
* 2/25/16	NORTH CAROLINA	W	72-68	3109
* 02/28/16	at Virginia Tech	L	55-60	2710
03/03/06	vs Duke	L	53-57	2114
03/17/16	at VCU	W	52-50	859
\$ 03/20/16	at Rutgers	W	71-55	597
3/22/16	at Hofstra	L	57-65	344



2015-16 ACC STATS

2015-16 Virginia Women's Basketball Virginia Combined Team Statistics (as of Feb 28, 2016) Conference games

RECORD:	OVERALL	HOME	AWAY	NEUTRAL
ALL GAMES	6-10	3-5	3-5	0-0
CONFERENCE	6-10	3-5	3-5	0-0
NON-CONFERENCE	0-0	0-0	0-0	0-0

#	Player	gp-gs	min	avg	Total		3-Point		F-Throw		Rebounds										pts	avg
					fg-fga	fg%	3fg-fga	3fg%	ft-fa	ft%	off	def	tot	avg	pf	dq	a	to	blk	stl		
01	Mikayla Venson	16-16	588	36.8	84-216	.389	38-95	.400	44-50	.880	6	30	36	2.3	34	0	44	47	0	21	250	15.6
12	Breyana Mason	16-16	565	35.3	84-192	.438	10-31	.323	19-23	.826	12	57	69	4.3	24	0	38	31	1	21	197	12.3
20	Faith Randolph	7-7	239	34.1	27-85	.318	2-16	.125	20-23	.870	14	26	40	5.7	16	0	24	15	0	14	76	10.9
21	Lauren Moses	16-16	483	30.2	50-135	.370	0-0	.000	28-45	.622	38	67	105	6.6	48	2	11	31	12	24	128	8.0
23	Aliyah Huland El	16-6	415	25.9	47-121	.388	15-43	.349	16-19	.842	13	34	47	2.9	42	2	17	48	8	13	125	7.8
10	J'Kyra Brown	15-3	238	15.9	18-65	.277	12-38	.316	15-22	.682	12	17	29	1.9	29	0	7	24	2	10	63	4.2
44	Sydney Umeri	16-15	376	23.5	18-41	.439	0-0	.000	5-5	1.000	24	28	52	3.3	42	2	13	25	14	12	41	2.6
32	Mone Jones	16-1	281	17.6	12-41	.293	0-0	.000	11-13	.846	11	29	40	2.5	36	2	10	20	12	6	35	2.2
02	Jae'Lisa Allen	3-0	6	2.0	0-3	.000	0-0	.000	0-0	.000	3	0	3	1.0	0	0	0	1	0	0	0	0.0
00	Debra Ferguson	3-0	9	3.0	0-4	.000	0-0	.000	0-0	.000	0	2	2	0.7	2	0	0	0	0	0	0	0.0
Team											32	48	80					6				
Total.....		16	3200		340-903	.377	77-223	.345	158-200	.790	165	338	503	31.4	273	8	164	248	49	121	915	57.2
Opponents.....		16	3200		376-889	.423	82-267	.307	187-268	.698	209	409	618	38.6	260	-	218	279	55	127	1021	63.8

TEAM STATISTICS	VA	OPP	Date	Opponent	Score	Att.
SCORING	915	1021	* 01/03/16	MIAMI	W 76-56	3656
Points per game	57.2	63.8	* 01/07/16	NOTRE DAME	L 46-74	3394
Scoring margin	-6.6	-	* 01/10/16	at Wake Forest	W 52-50	875
FIELD GOALS-ATT	340-903	376-889	* 01/14/16	LOUISVILLE	L 41-59	2880
Field goal pct	.377	.423	* 1/17/16	at Georgia Tech	W 78-67	1041
3 POINT FG-ATT	77-223	82-267	* 01/21/16	at Florida State	L 48-70	2495
3-point FG pct	.345	.307	* 01/24/16	PITTSBURGH	L 55-58	2895
3-pt FG made per game	4.8	5.1	* 1/27/16	at NC State	L 52-63	1499
FREE THROWS-ATT	158-200	187-268	* 2-4-16	at Duke	L 52-67	4506
Free throw pct	.790	.698	* 02/07/16	VIRGINIA TECH	L 46-66	4052
F-Throws made per game	9.9	11.7	* 02/11/16	SYRACUSE	L 57-91	3081
REBOUNDS	503	618	* 2/14/16	at Boston College	W 61-50	522
Rebounds per game	31.4	38.6	* 2/18/16	at LOUISVILLE	L 59-74	8736
Rebounding margin	-7.2	-	* 02/21/16	CLEMSON	W 65-48	5012
ASSISTS	164	218	* 2/25/16	NORTH CAROLINA	W 72-68	3109
Assists per game	10.3	13.6	* 02/28/16	at Virginia Tech	L 55-60	2710
TURNOVERS	248	279	* - Conference game			
Turnovers per game	15.5	17.4				
Turnover margin	+1.9	-				
Assist/turnover ratio	0.7	0.8				
STEALS	121	127				
Steals per game	7.6	7.9				
BLOCKS	49	55				
Blocks per game	3.1	3.4				
ATTENDANCE	28079	22384				
Home games-Avg/Game	8-3510	8-2798				
Neutral site-Avg/Game	-	0-0				

Score by Periods	1st	2nd	3rd	4th	Totals
Virginia	218	224	247	226	915
Opponents	270	236	242	273	1021

POINTS-REBOUNDS-ASSISTS



OPPONENT	ALLEN	BATTLE	BROWN	FERGUSON	HULAND EL	JONES
at Middle Tennessee	DNP	DNP	10-4-1	2-0-0	10-3-2	6-5-0
NORFOLK ST	0-1-0	2-1-0	11-2-3	4-3-0	10-2-2	10-6-1
at Auburn	DNP	DNP	4-3-2	DNP	20-5-2	2-3-0
LONGWOOD	0-0-0	0-0-0	4-5-2	2-1-0	20-7-2	7-6-1
vs Green Bay	DNP	DNP	2-0-0	DNP	5-1-0	0-0-2
vs Rutgers	DNP	DNP	6-1-1	DNP	0-0-0	2-2-0
vs Tulane	DNP	DNP	0-0-1	DNP	9-10-1	7-2-1
IOWA	DNP	DNP	0-1-0	DNP	4-3-0	2-1-0
NJIT	4-0-0	1-1-0	8-1-3	0-1-0	17-6-4	4-7-2
BOWLING GR	DNP	0-0-0	7-7-2	0-1-0	14-1-4	3-3-1
CHAR SOUTH	DNP	DNP	10-6-1	1-0-0	12-5-1	INJ
at Ohio State	DNP	DNP	0-1-0	DNP	12-3-2	0-2-0
COPPIN	0-1-0	0-0-0	7-6-2	0-1-0	9-5-1	4-1-0
RICHMOND	DNP	DNP	8-3-2	0-0-0	13-2-0	6-4-1
MIAMI	DNP	DNP	3-1-1	DNP	11-2-1	2-1-0
NOTRE DAME	DNP	DNP	4-1-1	DNP	0-1-0	3-1-0
at Wake Forest	DNP	DNP	3-1-0	DNP	5-2-2	2-6-2
LOUISVILLE	DNP	DNP	4-2-0	DNP	6-2-0	0-1-0
at Georgia Tech	0-3-0	DNP	2-1-0	DNP	12-3-5	5-2-1
at FSU	0-0-0	DNP	1-1-2	0-0-0	7-4-0	8-4-1
PITT	DNP	DNP	3-3-0	DNP	8-6-0	5-5-1
at NC State	DNP	DNP	9-5-0	DNP	4-0-1	0-1-0
at Duke	DNP	DNP	11-1-2	DNP	2-0-0	0-0-0
VIRGINIA TECH	0-0-0	DNP	0-3-0	0-0-0	7-3-0	2-3-0
SYRACUSE	DNP	DNP	4-2-1	DNP	15-6-0	0-4-1
at BC	DNP	DNP	DNP	DNP	13-3-3	0-2-1
at Louisville	DNP	DNP	7-1-0	DNP	5-0-0	4-3-1
CLEMSON	DNP	DNP	0-0-0	0-2-0	13-3-2	2-2-1
UNC	DNP	DNP	12-7-0	DNP	6-7-1	2-5-0
at Virginia Tech	DNP	DNP	0-0-0	DNP	11-5-1	0-0-0
vs Duke	DNP	DNP	7-5-1	0-1-0	16-6-3	0-0-0
at VCU	0-0-0	DNP	8-3-0	6-3-0	8-3-3	4-1-0
at Rutgers	0-0-0	0-0-0	4-10-1	2-4-1	17-3-1	2-2-1
at Hofstra	DNP	DNP	7-5-1	0-0-0	5-3-0	4-2-1

OPPONENT	MASON	MOSES	PAYNE	RANDOLPH	UMERI	VENSON
at Middle Tennessee	11-2-2	13-4-2	INJ	8-5-0	0-6-2	10-5-3
NORFOLK ST	10-3-3	12-7-1	INJ	17-7-4	0-1-0	10-2-2
at Auburn	6-1-2	8-6-1	INJ	15-6-4	0-6-1	14-1-1
LONGWOOD	14-6-1	6-9-2	INJ	14-8-3	2-3-1	12-2-3
vs Green Bay	16-2-1	3-8-2	INJ	15-3-1	2-5-0	25-4-2
vs Rutgers	1-5-2	18-7-0	INJ	5-3-2	6-4-1	10-2-2
vs Tulane	9-2-3	10-4-2	INJ	18-1-2	4-4-0	5-4-1
IOWA	10-4-2	11-5-1	INJ	12-3-2	6-0-1	28-1-3
NJIT	7-2-2	14-11-2	INJ	12-2-0	2-4-0	12-5-1
BOWLING GR	6-2-2	12-11-0	INJ	14-7-4	2-6-0	10-3-3
CHAR SOUTH	3-2-3	10-7-1	INJ	17-6-8	8-5-0	24-3-6
at Ohio State	6-2-6	5-10-1	INJ	26-1-1	0-7-0	24-4-3
COPPIN	10-5-3	17-5-1	INJ	9-7-6	3-3-0	16-3-4
RICHMOND	7-8-5	13-14-1	INJ	11-2-5	2-6-0	11-1-0
MIAMI	14-7-3	16-6-0	INJ	16-4-8	2-1-1	12-0-5
NOTRE DAME	10-4-3	6-3-0	INJ	4-3-0	2-4-0	17-5-2
at Wake Forest	8-2-2	10-6-2	INJ	INJ	4-1-2	20-2-0
LOUISVILLE	12-4-0	6-11-0	INJ	INJ	0-5-0	13-0-4
at Georgia Tech	21-4-4	7-10-0	INJ	INJ	8-7-0	23-2-6
at FSU	15-2-3	8-4-1	INJ	INJ	2-3-2	8-3-1
PITT	14-4-3	9-9-0	INJ	INJ	2-1-0	14-2-2
at NC State	11-6-3	10-3-2	INJ	INJ	4-8-0	14-3-4
at Duke	11-4-1	6-3-3	INJ	INJ	0-7-4	22-2-4
VIRGINIA TECH	16-7-3	13-7-1	INJ	INJ	2-0-1	8-2-3
SYRACUSE	12-3-2	4-3-0	INJ	INJ	6-5-2	16-3-1
at BC	8-2-3	11-15-1	INJ	4-5-6	6-4-0	19-2-4
at Louisville	11-7-2	8-6-0	INJ	17-6-2	0-1-0	7-2-2
CLEMSON	13-4-2	6-6-1	INJ	13-13-4	0-0-0	18-3-1
UNC	13-3-1	2-0-0	INJ	11-7-1	3-4-1	23-3-3
at VirginiaTech	10-6-3	7-12-0	INJ	11-2-3	0-1-0	16-2-2
vs Duke	0-0-0	11-3-3	INJ	11-4-2	0-1-0	8-5-3
at VCU	4-5-3	1-5-1	INJ	21-5-3	0-0-1	---
at Rutgers	10-4-0	13-6-1	INJ	23-4-3	0-2-0	---
at Hofstra	12-4-0	16-9-0	INJ	13-10-2	0-0-0	---

BOLD indicates starter



GAME-BY-GAME

	Field Goal %		3-Point FG %		Free Throw Pct.		Rebounds	Turnovers
	Virginia	Opponent	Virginia	Opponent	Virginia	Opponent	UVA-Opp	UVA-Opp
Mid Tenn	25-60 (.417)	19-51 (.373)	5-11 (.455)	6-20 (.300)	15-22 (.682)	22-35 (.629)	42-34 (+8)	21-22
NORFOLK ST	33-64 (.516)	21-77 (.273)	5-17 (.294)	2-17 (.118)	15-20 (.750)	6-9 (.667)	46-44 (-2)	18-23
Auburn	22-63 (.339)	21-61 (.344)	5-23 (.217)	2-13 (.154)	20-24 (.833)	8-15 (.533)	43-39 (-4)	13-20
LONGWOOD	33-71 (.465)	17-53 (.321)	2-15 (.133)	4-20 (.200)	13-16 (.813)	8-12 (.667)	51-27 (+24)	9-18
Green Bay	21-47 (.447)	20-49 (.408)	4-16 (.250)	6-19 (.316)	22-24 (.917)	13-20 (.650)	26-30 (-4)	16-22
Rutgers	17-59 (.288)	22-41 (.537)	4-19 (.211)	3-4 (.750)	10-18 (.556)	13-18 (.722)	28-38 (-10)	9-19
Tulane	22-63 (.349)	23-52 (.442)	5-17 (.294)	6-16 (.375)	13-16 (.813)	15-21 (.714)	32-38 (-6)	14-16
IOWA	29-58 (.500)	29-55 (.527)	6-15 (.400)	10-24 (.417)	9-13 (.692)	17-23 (.739)	25-36 (-11)	16-17
NJIT	33-65 (.508)	20-53 (.377)	8-20 (.400)	9-26 (.346)	7-12 (.583)	5-5 (1.000)	39-29 (+10)	13-21
BOWLING GR	25-61 (.410)	12-44 (.273)	8-25 (.320)	5-22 (.227)	10-19 (.526)	10-16 (.625)	46-31 (+15)	14-24
CHAR SOUTH	31-63 (.492)	27-54 (.500)	10-24 (.417)	5-16 (.313)	13-17 (.765)	6-11 (.545)	38-27 (+11)	16-20
Ohio State	25-70 (.357)	37-66 (.561)	11-20 (.550)	7-13 (.538)	12-16 (.750)	12-16 (.750)	42-36 (-6)	16-15
COPPIN	24-53 (.453)	17-55 (.309)	6-13 (.462)	1-6 (.167)	21-26 (.808)	5-13 (.385)	45-27 (+18)	20-23
RICHMOND	31-69 (.449)	18-52 (.346)	5-20 (.250)	5-13 (.385)	4-6 (.667)	10-12 (.833)	43-31 (+12)	8-15
MIAMI	29-60 (.483)	21-54 (.389)	6-9 (.667)	3-14 (.214)	12-16 (.750)	11-17 (.647)	31-39 (-8)	17-28
NOTRE DAME	16-54 (.296)	29-60 (.483)	5-15 (.333)	7-16 (.438)	9-12 (.750)	9-15 (.600)	28-45 (-17)	18-19
at Wake Forest	14-47 (.298)	19-44 (.432)	5-16 (.313)	4-9 (.444)	19-24 (.792)	8-18 (.444)	26-37 (-11)	22-31
LOUISVILLE	15-45 (.333)	21-50 (.420)	3-11 (.273)	3-15 (.200)	8-12 (.667)	14-15 (.933)	29-34 (-5)	19-13
at Georgia Tech	33-61 (.541)	25-70 (.357)	5-12 (.417)	7-28 (.250)	7-10 (.700)	10-12 (.833)	36-35 (+1)	13-11
at FSU	20-51 (.392)	28-69 (.406)	3-12 (.250)	3-18 (.167)	5-9 (.556)	11-19 (.579)	26-42 (-16)	22-12
PITT	15-55 (.273)	18-44 (.409)	4-9 (.444)	8-20 (.400)	21-26 (.808)	14-18 (.778)	35-35 (E)	13-25
at NC State	20-53 (.377)	23-55 (.418)	6-15 (.400)	4-21 (.190)	6-7 (.857)	13-14 (.929)	31-34 (-3)	17-11
at Duke	21-62 (.339)	27-51 (.529)	8-19 (.421)	7-11 (.636)	2-2 (1.000)	6-10 (.600)	44-22 (-22)	12-25
VIRGINIA TECH	16-56 (.286)	20-47 (.426)	1-12 (.083)	4-13 (.308)	13-16 (.813)	22-26 (.846)	29-42 (-13)	13-18
SYRACUSE	19-51 (.373)	32-61 (.525)	6-18 (.333)	12-22 (.545)	13-16 (.813)	15-16 (.938)	30-33 (-3)	23-12
at BC	26-62 (.419)	21-58 (.362)	4-9 (.444)	4-19 (.211)	5-7 (.714)	4-6 (.667)	40-33 (+7)	13-17
at Louisville	24-57 (.421)	28-57 (.491)	4-11 (.364)	5-15 (.333)	7-8 (.875)	13-22 (.591)	41-27 (-14)	13-13
CLEMSON	24-56 (.429)	16-59 (.271)	6-13 (.462)	4-17 (.235)	11-13 (.846)	12-21 (.571)	40-42 (-2)	16-17
UNC	26-74 (.351)	26-57 (.456)	5-21 (.238)	4-15 (.267)	15-16 (.938)	12-21 (.571)	40-45 (-5)	8-18
at VirginiaTech	22-59 (.373)	22-53 (.415)	6-21 (.286)	3-14 (.214)	5-6 (.833)	13-18 (.722)	34-36 (-2)	9-9
vs Duke	21-59 (.356)	20-64 (.313)	8-19 (.421)	1-15 (.067)	3-10 (.300)	16-23 (.696)	49-32 (-17)	17-17
at VCU	17-46 (.370)	20-57 (.351)	5-15 (.333)	3-15 (.200)	13-15 (.867)	7-12 (.583)	40-28 (-12)	19-20
at Rutgers	25-55 (.455)	22-50 (.440)	3-10 (.300)	3-15 (.200)	18-24 (.750)	8-22 (.364)	43-26 (+17)	11-9
at Hofstra	20-57 (.351)	26-54 (.481)	2-11 (.182)	7-24 (.292)	15-20 (.750)	6-9 (.667)	38-31 (+7)	25-23

2015-16 MISCELLANEOUS STATS



VIRGINIA

OPPONENT

Bench Points	492 (14.5)	550 (16.2)
FG Percentage- Home	399-955 (.417)	344-875 (.393)
FG Percentage- Road	314-803 (.391)	338-796 (.425)
FG Percentage- Neutral	81-228 (.355)	85-206 (.412)
Most Points - Quarter	28 (4x)	29 (Syracuse, 2nd 2/11)
Fewest Points- Quarter	6 (2nd vs Pitt 1/24)	3 (4th at Wake 01/10)
Fewest Combined Points - Quarter	11 (2nd vs Pitt 1/24)	
Most Points- Half	45 (1st vs Norfolk St 11/16)	50 (2nd at Ohio State 12/21)
Fewest Points- Half	18 (2x last vs Pitt 1/24)	17 (2x last 1st vs Coppin 12/28)
Largest Halftime Lead	22 (2x last Coppin 12/28)	
Largest Halftime Deficit	27 vs Syracuse 2/11	

VIRGINIA'S RECORD WHEN

Game decided by 10 pts or less	5-5
Leading at halftime	12-1
Trailing at halftime	5-15
Tied at halftime	0-0
Went into overtime	0-0
Leading by 10 or more points	14-1
Shot FG 50% or better	3-1
Shot FG less than 50%	14-15
Shot FG less than 40%	4-14
Shot FG 40% or better	13-2
Holding opponent under 60 pts	12-3
Scoring 30-39 points	0-0
Scoring 40-49 points	0-4
Scoring 50-59 points	2-12
Scoring 60-69 points	5-1
Scoring 70-79 points	6-2
Scoring 80-89 points	4-0
Scoring 90-100 points	0-0
Outrebounding opponent	10-1
Being outrebounded	8-14
Tied in rebounding	0-1
Have fewer TOs than opponent	16-7
Committing 15 or less TOs	9-7

SCORING BENCHMARKS

GAMES WITH 20 OR MORE POINTS IN 15-16

Mikayla Venson	8
Faith Randolph	3
Aliyah Huland El	2
Breyana Mason	1

GAMES WITH 10 OR MORE POINTS IN 15-16

Mikayla Venson	25
Breyana Mason	21
Faith Randolph	19
Lauren Moses	17
Aliyah Huland El	16
J'Kyra Brown	5
Moné Jones	1

GAMES WITH 10 OR MORE REBOUNDS IN 15-16

Lauren Moses	8
Faith Randolph	2
Aliyah Huland El	1
J'Kyra Brown	1

DOUBLE DOUBLES IN 15-16

Lauren Moses	4
Faith Randolph	2

2015-16 BOX SCORES

Official Basketball Box Score -- Game Totals -- Final Statistics
Virginia vs Middle Tennessee
11/13/15 6:30 PM at Murfreesboro, Tenn.
Virginia 70 • 1-0

#	Player		Total		3-Ptr		Rebounds			PF	TP	A TO Blk Stl				Min
			FG-FGA	FG-FGA	FT-FTA	FT-FTA	Off	Def	Tot			A	TO	Blk	Stl	
21	Lauren Moses	f	4-9	0-0	5-6	0	4	4	4	13	2	0	1	3	27	
44	Sydney Umeri	f	0-3	0-0	0-0	2	4	6	4	0	2	0	0	3	22	
01	Mikayla Venson	g	3-9	1-4	3-4	1	4	5	3	10	3	6	0	3	33	
12	Breyana Mason	g	5-8	1-1	0-0	1	1	2	1	11	2	2	1	3	37	
20	Faith Randolph	g	3-7	1-1	1-2	2	3	5	5	8	0	3	0	1	16	
00	Debra Ferguson	g	1-1	0-0	0-0	0	0	0	0	2	0	0	0	0	4	
10	J'Kyra Brown	g	3-7	2-3	2-4	0	4	4	3	10	1	4	1	0	17	
23	Aliyah Huland El	g	3-8	0-2	4-6	3	0	3	3	10	2	1	1	2	20	
32	Mone Jones	g	3-8	0-0	0-0	3	2	5	4	6	0	3	0	0	24	
Team						5	3	8			2					
Totals			25-60	5-11	15-22	17	25	42	27	70	12	21	4	15	200	
FG % 1st Half: 14-36 38.9% 2nd half: 11-24 45.8% Game: 25-60 41.7% Deadball Rebounds 4																
3FG % 1st Half: 3-5 60.0% 2nd half: 2-6 33.3% Game: 5-11 45.5%																
FT % 1st Half: 4-6 66.7% 2nd half: 11-16 68.8% Game: 15-22 68.2%																

Middle Tennessee 66 • 0-1

#	Player	Total		3-Ptr		Rebounds			PF	TP	A TO Blk Stl				Min
		FG-FGA	FG-FGA	FT-FTA	FT-FTA	Off	Def	Tot			A	TO	Blk	Stl	
00	JOHNSON, Alex	f	1-4	0-0	0-0	1	1	2	3	2	1	2	0	0	22
24	REUTER, Rebecca	f	1-2	0-1	4-4	3	2	5	5	6	0	3	3	2	28
12	EDWARDS, Brea	g	8-16	5-9	9-12	1	6	7	1	30	0	0	0	2	36
20	PETTY, Ty	g	4-13	1-3	3-5	1	4	5	4	12	2	7	1	1	35
34	JONES, Olivia	g	1-9	0-6	2-8	1	2	3	2	4	4	5	0	6	37
05	SISSOM, Abbey	g	2-3	0-1	4-4	2	1	3	1	8	0	1	0	0	12
14	COLLIER, Katie	g	0-0	0-0	0-0	0	0	0	1	0	0	0	0	0	0+
23	LYON, Gabby	g	0-1	0-0	0-0	2	2	4	3	0	0	2	1	1	17
31	PORTER, TiAnna	g	1-2	0-0	0-2	1	0	1	0	2	1	1	1	0	8
32	WARDEN, Caroline	g	1-1	0-0	0-0	0	0	0	0	2	1	1	0	0	5
Team						1	3	4							
Totals			19-51	6-20	22-35	13	21	34	20	66	9	22	6	12	200

FG % 1st Half: 9-27 33.3% 2nd half: 10-24 41.7% Game: 19-51 37.3%
 3FG % 1st Half: 3-12 25.0% 2nd half: 3-8 37.5% Game: 6-20 30.0%
 FT % 1st Half: 6-15 40.0% 2nd half: 16-20 80.0% Game: 22-35 62.9%

Deadball Rebounds 7

Officials: Marla Gearhart, Charlie Hust, Doug Knight
 Technical fouls: Virginia-None. Middle Tennessee-None.
 Attendance: 5613

Score by periods	1st	2nd	3rd	4th	Total
Virginia	15	20	21	14	70
Middle Tennessee	13	14	19	20	66

Points	In	Off	2nd	Fast	Bench
VA	26	18	19	4	28
MT	24	20	13	6	12

Last FG - VA 4th-02:02, MT 4th-00:25.
 Largest lead - VA by 12 3rd-00:53, MT by 5 1st-07:58.
 VA led for 32:48, MT led for 06:03. Game was tied for 01:09.

Score tied - 1 time.
 Lead changed - 1 time.

Official Basketball Box Score -- Game Totals -- Final Statistics
Norfolk State vs Virginia
11/16/15 7 p.m. at JPJ Arena, Charlottesville, Va.
Norfolk State 50 • 0-2

#	Player	Total		3-Ptr		Rebounds			PF	TP	A TO Blk Stl				Min
		FG-FGA	FG-FGA	FT-FTA	FT-FTA	Off	Def	Tot			A	TO	Blk	Stl	
21	ROBERTS, Kayla	f	6-19	2-5	0-0	2	3	5	4	14	1	8	1	3	27
25	BESLOW, Siobhan	f	5-10	0-0	1-2	14	1	15	2	11	0	2	1	0	33
03	LAWRENCE, Koryn	g	3-9	0-1	0-0	2	3	5	5	6	2	4	3	0	32
14	DANIELS, Brehanna	g	2-10	0-2	0-0	2	1	3	0	4	1	0	0	1	21
20	DOBY, Ashante	g	0-8	0-4	0-0	0	1	1	1	0	0	3	0	1	23
02	HANNAH, Yazmen	g	1-5	0-4	1-2	0	3	3	1	3	1	3	0	2	20
11	HARPER, Dominique	g	3-5	0-0	3-3	0	2	2	0	9	2	1	0	0	18
13	LONG, Alexys	g	0-5	0-1	1-2	0	1	1	0	1	1	1	0	0	7
32	TANNER, Shayla	g	1-3	0-0	0-0	1	2	3	3	2	0	1	0	0	11
40	SPICER, Ronesia	g	0-3	0-0	0-0	1	0	1	1	0	0	0	0	0	8
Team						5	2	7							
Totals			21-77	2-17	6-9	27	19	46	17	50	8	23	5	7	200

FG % 1st Half: 11-35 31.4% 2nd half: 10-42 23.8% Game: 21-77 27.3%
 3FG % 1st Half: 1-7 14.3% 2nd half: 1-10 10.0% Game: 2-17 11.8%
 FT % 1st Half: 0-0 0.0% 2nd half: 6-9 66.7% Game: 6-9 66.7%

Deadball Rebounds 1

Virginia 86 • 2-0

#	Player	Total		3-Ptr		Rebounds			PF	TP	A TO Blk Stl				Min
		FG-FGA	FG-FGA	FT-FTA	FT-FTA	Off	Def	Tot			A	TO	Blk	Stl	
21	Lauren Moses	f	5-10	0-0	2-2	4	3	7	2	12	1	1	0	2	18
44	Sydney Umeri	f	0-2	0-0	0-0	0	1	1	1	0	0	1	0	0	21
01	Mikayla Venson	g	4-11	2-7	0-0	0	2	2	1	10	2	1	0	4	28
12	Breyana Mason	g	5-7	0-1	0-1	0	3	3	1	10	3	2	0	2	27
20	Faith Randolph	g	6-9	2-4	3-4	2	5	7	0	17	4	3	1	1	17
00	Debra Ferguson	g	1-3	0-0	2-2	0	3	3	2	4	0	1	1	0	10
02	Jae'Lisa Allen	g	0-2	0-0	0-0	1	0	1	2	0	0	1	0	0	7
10	J'Kyra Brown	g	4-6	1-2	2-2	0	2	2	3	11	3	3	0	0	21
13	Emily Battle	g	1-1	0-0	0-0	0	1	1	0	2	0	0	0	0	2
32	Aliyah Huland El	g	4-10	0-3	2-3	1	1	2	3	10	2	2	3	3	25
32	Mone Jones	g	3-3	0-0	4-6	2	4	6	1	10	1	3	2	2	24
Team						3	6	9							
Totals			33-64	5-17	15-20	13	31	44	16	86	16	18	7	14	200

FG % 1st Half: 18-35 51.4% 2nd half: 15-29 51.7% Game: 33-64 51.6%
 3FG % 1st Half: 4-13 30.8% 2nd half: 1-4 25.0% Game: 5-17 29.4%
 FT % 1st Half: 5-7 71.4% 2nd half: 10-13 76.9% Game: 15-20 75.0%

Deadball Rebounds 4

Officials: Denise Brooks, Luis Gonzalez, Rashan Michel
 Technical fouls: Norfolk State-None. Virginia-None.
 Attendance: 4

Score by periods	1st	2nd	3rd	4th	Total
Norfolk State	9	14	10	17	50
Virginia	26	19	18	23	86

Last FG - NSUW 4th-00:29, VA 4th-00:41.
 Largest lead - NSUW None, VA by 38 4th-00:41.
 NSUW led for 00:00, VA led for 39:41. Game was tied for 00:19.

Score tied - 0 times.
 Lead changed - 0 times.

Official Basketball Box Score -- Game Totals -- Final Statistics
Virginia vs Auburn
11/19/15 6:00 pm at Auburn Arena -- Auburn, Ala.
Virginia 69 • 3-0

#	Player	Total		3-Ptr		Rebounds			PF	TP	A TO Blk Stl				Min
		FG-FGA	FG-FGA	FT-FTA	FT-FTA	Off	Def	Tot			A	TO	Blk	Stl	
21	Lauren Moses	f	2-7	0-0	4-4	2	4	6	4	8	1	3	0	3	22
44	Sydney Umeri	f	0-1	0-0	0-0	2	4	6	5	0	1	1	0	0	22
01	Mikayla Venson	g	5-14	2-7	2-3	0	1	1	1	14	1	0	0	2	31
12	Breyana Mason	g	3-7	0-2	0-0	0	1	1	1	6	2	1	0	3	33
20	Faith Randolph	g	5-13	2-5	3-5	1	5	6	1	15	4	2	0	2	33
10	J'Kyra Brown	g	0-2	0-1	4-4	1	2	3	0	4	2	0	0	0	13
32	Aliyah Huland El	g	6-15	1-8	7-8	2	3	5	4	20	2	4	1	3	31
32	Mone Jones	g	1-4	0-0	0-0	3	0	3	3	2	0	2	1	1	15
Team						3	5	8							
Totals			22-63	5-23	20-24	14	25	39	19	69	13	13	2	14	200

FG % 1st Half: 13-29 44.8% 2nd half: 9-34 26.5% Game: 22-63 34.9%
 3FG % 1st Half: 4-11 36.4% 2nd half: 1-12 8.3% Game: 5-23 21.7%
 FT % 1st Half: 11-15 73.3% 2nd half: 9-9 100.0% Game: 20-24 83.3%

Deadball Rebounds 2,1

Auburn 52 • 2-1

#	Player		Total		3-Ptr		Rebounds			PF	TP	A	TO	Blk	Stl	Min		
			FG-FGA	FG-FGA	FT-FTA	Off	Def	Tot										
15	Jones, Jazmine	f	3-3	0-0	1-2	2	2	4	3	7	0	4	0	2	17			
44	Tanner, Tra'Cee	f	3-7	0-0	0-0	6	3	9	2	6	0	1	2	2	24			
10	Montgomery, Brandy	g	3-12	1-3	1-2	1	2	3	0	8	1	3	0	0	35			
13	Frerking, Katie	g	2-7	1-3	3-4	0	5	5	1	8	2	1	2	0	31			
40	Dieng, Khady	g	1-4	0-2	1-2	1	6	7	3	3	1	2	0	1	20			
03	Sanders, Erica		0-1	0-1	0-0	0	0	0	2	0	0	2	0	0	17			
12	Garvin, Jonika		2-5	0-1	0-0	0	2	2	3	4	0	0	1	0	11			
23	Jones, Jessica		0-1	0-0	0-0	0	1	1	0	0	0	1	1	1	8			
33	McKay, Janiah		7-18	0-3	2-5	1	3	4	1	16	0	5	0	0	29			
35	Capers, Cabriana		0-3	0-0	0-0	2	1	3	3	0	1	1	0	1	8			
Team						2		3	5									
Totals			21-61		2-13	8-15		15		28	43	52	18	5	20	6	7	200
FG % 1st Half: 8-27			29.6%		2nd half: 13-34		38.2%		Game: 21-61		34.4%		Deadball					
FT % 1st Half: 2-9			22.2%		2nd half: 0-4		0.0%		Game: 2-13		15.4%		Rebounds					
3PT % 1st Half: 4-5			66.7%		2nd half: 4-9		44.4%		Game: 8-15		53.3%		6.1					

2015-16 BOX SCORES



Official Basketball Box Score -- Game Totals -- Final Statistics Virginia vs Green Bay 11/26/15 2:00 p.m.AST at St. Thomas, U.S. Virgin Islands

Virginia 68 • 4-0

#	Player	Total		3-Ptr		Rebounds			PF	TP	A TO Blk Stl				Min
		FG-FGA	FG-FGA	FT-FTA	Off Def Tot	PF	TP	A TO Blk Stl							
21	Lauren Moses	f	1-7	0-0	1-2	3 5 8	4	3	2 2 0 2	2	27				
44	Sydney Umeri	f	1-2	0-0	0-0	2 3 5	4	2	0 1 1 0	1	18				
01	Mikayla Venson	g	7-13	3-8	8-8	0 4 4	1	25	2 4 0 0	0	38				
12	Breyana Mason	g	5-7	0-1	6-6	1 1 2	1	16	1 2 0 0	5	40				
20	Faith Randolph	g	6-9	1-3	2-2	0 3 3	3	15	1 2 0 1	1	34				
10	J'Kyra Brown	g	0-2	0-1	2-2	0 0 0	2	2	0 1 0 0	0	12				
23	Aliyah Huland El	g	1-6	0-3	3-4	0 1 1	1	5	0 1 0 0	0	16				
32	Mone Jones	g	0-1	0-0	0-0	0 0 0	4	0	2 2 1 0	1	15				
Team					2 1 3			1							
Totals			21-47	4-16	22-24	8 18 26	20	68	8 16 2 8	200					

FG % 1st Half: 9-24 37.5% 2nd half: 12-23 52.2% Game: 21-47 44.7%
3FG % 1st Half: 3-10 30.0% 2nd half: 1-6 16.7% Game: 4-16 25.0%
FT % 1st Half: 6-8 75.0% 2nd half: 16-16 100.0% Game: 22-24 91.7%

Green Bay 59 • 2-1

#	Player	Total		3-Ptr		Rebounds			PF	TP	A TO Blk Stl				Min
		FG-FGA	FG-FGA	FT-FTA	Off Def Tot	PF	TP	A TO Blk Stl							
33	WEITZER, Lexi	f	3-4	0-0	0-2	0 2 2	3	6	1 0 1 0	0	20				
02	BUCK, Tessa	g	7-11	5-8	5-6	0 3 3	1	24	1 4 0 1	37					
04	LUKAN, Kaili	g	3-9	0-1	3-4	1 4 5	3	9	3 5 0 1	38					
10	KRAKER, Mehryn	g	3-7	1-4	1-2	1 0 1	3	8	0 1 0 1	19					
24	LECLAIRE, Allie	g	2-11	0-4	3-4	2 0 2	3	7	6 4 0 0	32					
01	WELLNITZ, Jen	g	1-2	0-1	0-0	0 1 1	4	2	1 1 0 0	9					
21	LINDSTROM, Jessica	g	1-3	0-0	1-2	4 6 10	2	3	0 3 0 0	27					
44	MONKE, Mariah	g	0-0	0-0	0-0	1 0 1	3	0	0 2 0 0	10					
55	TERRY, Sam	g	0-2	0-1	0-0	0 0 0	1	0	0 0 0 0	8					
Team					3 2 5			2							
Totals			20-49	6-19	13-20	12 18 30	23	59	12 22 1 3	200					

FG % 1st Half: 12-24 50.0% 2nd half: 8-25 32.0% Game: 20-49 40.8%
3FG % 1st Half: 4-9 44.4% 2nd half: 2-10 20.0% Game: 6-19 31.6%
FT % 1st Half: 8-11 72.7% 2nd half: 5-9 55.6% Game: 13-20 65.0%

Officials: Dee Kanter, Geraldine Smith, Ryan Durham

Technical fouls: Virginia-None. Green Bay-None.

Attendance: 2015 Paradise Jam Women's Basketball Tournament.

ISLAND DIVISION

Score by periods	1st	2nd	3rd	4th	Total
Virginia	14	13	22	19	68
Green Bay	24	12	7	16	59

Points	In	Off	2nd	Fast	Bench
VA	8	10	6	2	7
GB	24	10	10	6	5

Last FG - VA 4th-02:03, GB 4th-00:43.
Largest lead - VA by 13 4th-02:03, GB by 14 2nd-07:38.
VA led for 12:59, GB led for 25:08. Game was tied for 01:53.

Score tied - 3 times.
Lead changed - 2 times.

Official Basketball Box Score -- Game Totals -- Final Statistics Rutgers vs Virginia 11/27/15 4:15 p.m.AST at St. Thomas, U.S. Virgin Islands

Rutgers 60 • 4-2

#	Player	Total		3-Ptr		Rebounds			PF	TP	A TO Blk Stl				Min
		FG-FGA	FG-FGA	FT-FTA	Off Def Tot	PF	TP	A TO Blk Stl							
02	COPPER, Kahleah	f	7-12	1-1	6-9	1 7 8	1	21	0 3 2 1	37					
43	BUTTS, Ariel	f	5-5	0-0	0-1	1 6 7	3	10	0 3 0 0	19					
01	HOLLIVAY, Rachael	c	2-3	0-0	2-2	2 3 5	4	6	1 1 4 0	23					
03	SCAIFE, Tyler	g	2-7	0-0	2-2	0 5 5	0	6	4 2 0 0	38					
04	CANTY, Briyona	g	2-5	0-0	0-0	0 8 8	4	4	6 5 0 0	35					
05	PARKER, Shrita	g	4-5	2-2	1-2	0 1 1	3	11	0 0 0 0	29					
12	SANDERS, Khadaizha	g	0-4	0-1	2-2	0 1 1	0	2	1 1 0 0	13					
32	KEELING, Desiree	g	0-0	0-0	0-0	0 1 1	1	0	0 1 0 0	3					
40	HARRIS, Victoria	g	0-0	0-0	0-0	1 0 1	3	0	0 0 0 0	3					
Team					0 1 1			3							
Totals			22-41	3-4	13-18	5 33 38	19	60	12 19 6 5	200					

FG % 1st Half: 12-24 50.0% 2nd half: 10-17 58.8% Game: 22-41 53.7%
3FG % 1st Half: 2-2 100.0% 2nd half: 1-2 50.0% Game: 3-4 75.0%
FT % 1st Half: 3-5 60.0% 2nd half: 10-13 76.9% Game: 13-18 72.2%

Virginia 48 • 5-1

#	Player	Total		3-Ptr		Rebounds			PF	TP	A TO Blk Stl				Min
		FG-FGA	FG-FGA	FT-FTA	Off Def Tot	PF	TP	A TO Blk Stl							
21	Lauren Moses	f	7-11	0-0	4-10	2 5 7	3	18	0 1 1 2	37					
44	Sydney Umeri	f	2-6	0-0	2-2	1 3 4	2	6	1 1 0 0	25					
01	Mikayla Venson	g	4-18	2-9	0-0	0 2 2	1	10	2 2 1 0	36					
12	Breyana Mason	g	0-6	0-1	1-2	3 2 5	3	1	2 1 0 1	34					
20	Faith Randolph	g	2-8	1-3	0-0	0 3 3	4	5	2 0 0 0	25					
10	J'Kyra Brown	g	1-7	1-4	3-4	0 1 1	3	6	1 2 0 0	16					
23	Aliyah Huland El	g	0-2	0-2	0-0	0 0 0	0	0	0 2 0 1	15					
32	Mone Jones	g	1-1	0-0	0-0	2 0 2	2	2	0 0 0 1	12					
Team					3 1 4			4							
Totals			17-59	4-19	10-18	11 17 28	18	48	8 9 2 5	200					

FG % 1st Half: 10-28 35.7% 2nd half: 7-31 22.6% Game: 17-59 28.8%
3FG % 1st Half: 2-10 20.0% 2nd half: 2-9 22.2% Game: 4-19 21.1%
FT % 1st Half: 5-8 62.5% 2nd half: 5-10 50.0% Game: 10-18 55.6%

Officials: Fatou Cissoko-Stephens, Brandon Enterline, Barbara Smith

Technical fouls: Rutgers-None. Virginia-None.

Attendance: 2015 U.S. Virgin Islands Paradise Jam Women's Basketball Tournament.

ISLAND DIVISION

PRESENTED BY BASKETBALL TRAVELERS

Score by periods	1st	2nd	3rd	4th	Total
Rutgers	16	13	13	18	60
Virginia	16	11	10	11	48

Points	In	Off	2nd	Fast	Bench
RUT	24	8	5	6	13
VA	14	19	2	2	8

Last FG - RUT 4th-01:48, VA 4th-02:31.
Largest lead - RUT by 13 4th-03:11, VA by 2 1st-00:41.
RUT led for 33:21, VA led for 01:18. Game was tied for 05:16.

Score tied - 5 times.
Lead changed - 4 times.

Official Basketball Box Score -- Game Totals -- Final Statistics Tulane vs Virginia 11/28/15 2:00 p.m.AST at St. Thomas, U.S. Virgin Islands

Tulane 67 • 4-3

#	Player	Total		3-Ptr		Rebounds			PF	TP	A TO Blk Stl				Min
		FG-FGA	FG-FGA	FT-FTA	Off Def Tot	PF	TP	A TO Blk Stl							
30	JONES, Tierra	f	3-5	0-0	6-6	1 2 3	4	12	1 1 0 1	28					
45	DURU, Chinwe	c	3-4	0-0	2-3	4 2 6	4	8	1 2 0 0	22					
03	MORGAN, Kolby	g	7-16	4-8	3-4	2 3 5	2	21	3 3 1 1	37					
11	VORPAHL, Leslie	g	3-9	1-5	0-0	0 8 8	3	7	4 4 0 1	36					
33	LATHAM, Courtne	g	2-8	0-0	1-2	1 3 4	1	5	1 1 0 1	23					
01	HARDING, Shakira	g	0-0	0-0	0-0	0 0 0	0	0	0 0 0 0	1					
14	EMERY, Taylor	g	3-6	1-3	2-4	0 3 3	0	9	4 1 1 1	25					
22	SCHULTE, Meredith	g	0-0	0-0	0-0	2 0 2	1	0	0 1 0 0	6					
25	WYATT, Harlyn	g	2-4	0-0	1-2	2 4 6	2	5	0 3 0 0	22					
Team					0 1 1			1							
Totals			23-52	6-16	15-21	12 26 38	17	67	14 16 2 5	200					

FG % 1st Half: 10-29 34.5% 2nd half: 13-23 56.5% Game: 23-52 44.2%
3FG % 1st Half: 3-8 37.5% 2nd half: 3-8 37.5% Game: 6-16 37.5%
FT % 1st Half: 2-2 100.0% 2nd half: 13-19 68.4% Game: 15-21 71.4%

Virginia 62 • 5-2

#	Player	Total		3-Ptr		Rebounds			PF	TP	A TO Blk Stl				Min	
		FG	FGA	FG	FGA	FT	FTA	Off			Def	Tot	A	TO		Blk
44	Sydney Umeri	f	2-3	0-0	0-0	1	3	4	4	4	0	2	1	1	25	
01	Mikayla Venson	g	2-7	1-4	0-0	0	4	4	4	5	1	1	0	1	30	
12	Breyana Mason	g	2-9	2-5	3-5	0	2	2	2	9	3	0	0	1	31	
20	Faith Randolph	g	6-20	1-5	5-5	0	1	1	0	18	2	0	0	0	34	
21	Lauren Moses	g	5-11	0-0	0-0	4	0	4	5	10	2	4	1	1	26	
10	J'Kyra Brown	g	0-1	0-0	0-0	0	0	0	0	0	1	1	0	0	5	
23	Aliyah Huland El	g	3-5	1-2	2-2	6	4	10	3	9	1	3	0	0	25	
32	Mone Jones	g	2-7	0-1	3-4	1	1	2	3	7	1	2	0	3	24	
Team						2	3	5				1				
Totals			22-63	5-17		13-16	14	18	32	21	62	11	14	2	7	200
FG % 1st Half: 9-25		36.0%	2nd half: 13-38		34.2%	Game: 22-63		34.9%							Deadball	
3FG % 1st Half: 1-6		16.7%	2nd half: 4-11		36.4%	Game: 5-17		29.4%							Rebounds	
FT % 1st Half: 5-6		83.3%	2nd half: 8-10		80.0%	Game: 13-16		81.3%							2	

2015-16 BOX SCORES

Official Basketball Box Score -- Game Totals -- Final Statistics
NJIT vs Virginia
12/05/15 7 p.m. at JPJ Arena, Charlottesville, Va.
NJIT 54 • 2-5

#	Player	Total		3-Ptr		Rebounds			PF	TP	A TO Blk Stl				Min
		FG-FGA	FG-FGA	FT-FTA	FT-FTA	Off	Def	Tot			A	TO	Blk	Stl	
34	HORTON, Leah	f	4-7	0-0	2-2	2	5	7	5	10	0	3	0	2	30
01	DUDLEY, Alana	g	0-5	0-3	0-0	2	2	4	0	0	5	4	1	1	35
12	DUDLEY, Olivia	g	1-2	0-0	0-0	0	0	0	1	2	0	3	0	0	13
13	GUARINO, Kelly	g	8-17	7-16	1-1	0	0	0	0	24	1	1	0	1	30
24	SPAHN, Camerin	g	4-9	1-4	2-2	1	2	3	2	11	2	1	0	0	30
14	VETRA, Ruta	g	0-3	0-1	0-0	0	4	4	1	0	1	5	0	0	24
21	RUBAN, Maria	g	0-1	0-0	0-0	0	2	2	2	0	0	1	0	0	10
22	TORRES, Tatianna	g	2-6	0-0	0-0	3	0	3	3	4	3	0	0	1	13
25	PICARD, Bianca	g	1-3	1-2	0-0	0	0	0	1	3	0	2	0	0	15
Team						2	4	6			1				
Totals			20-53	9-26	5-5	10	19	29	15	54	12	21	0	5	200
FG % 1st Half:		10-26	38.5%	2nd half:	10-27	37.0%	Game:	20-53	37.7%	Deadball Rebounds 0					
3FG % 1st Half:		4-10	40.0%	2nd half:	5-16	31.3%	Game:	9-26	34.6%						
FT % 1st Half:		3-3	100.0	2nd half:	2-2	100.0	Game:	5-5	100.0						

Virginia 81 • 6-3

#	Player	Total		3-Ptr		Rebounds			PF	TP	A TO Blk Stl				Min
		FG-FGA	FG-FGA	FT-FTA	FT-FTA	Off	Def	Tot			A	TO	Blk	Stl	
21	Lauren Moses	f	7-9	0-0	0-4	5	6	11	1	14	2	2	1	0	28
44	Sydney Umeri	f	0-1	0-0	2-2	3	1	4	2	2	0	2	0	2	19
01	Mikayla Venson	g	5-13	2-5	0-0	0	1	1	0	12	5	1	0	0	28
12	Breyana Mason	g	3-4	0-1	1-1	1	1	2	0	7	2	2	0	0	24
20	Faith Randolph	g	5-12	2-5	0-0	0	2	2	2	12	0	2	0	2	28
00	Debra Ferguson	g	0-1	0-0	0-0	0	1	1	1	0	0	1	0	0	4
02	Jae'Lisa Allen	g	2-2	0-0	0-0	0	0	0	0	4	0	0	0	0	3
10	J'Kyra Brown	g	3-8	1-4	1-1	1	0	1	2	8	3	1	0	3	17
13	Emily Battle	g	0-0	0-0	1-2	0	1	1	0	1	0	0	0	0	2
23	Aliyah Huland El	g	7-10	3-5	0-0	2	4	6	1	17	4	2	0	0	23
32	Mone Jones	g	1-5	0-0	2-2	1	6	7	1	4	2	0	0	1	24
Team						3	0	3							
Totals			33-65	8-20	7-12	16	23	39	10	81	18	13	1	8	200
FG % 1st Half:		15-33	45.5%	2nd half:	18-32	56.3%	Game:	33-65	50.8%	Deadball Rebounds 2					
3FG % 1st Half:		4-11	36.4%	2nd half:	4-9	44.4%	Game:	8-20	40.0%						
FT % 1st Half:		3-7	42.9%	2nd half:	4-5	80.0%	Game:	7-12	58.3%						

Officials: Jennifer Rezac, Tom Danaher, Mark Behrens

Technical fouls: NJIT-None. Virginia-None.

Attendance: 3268

NJIT: Leah Horton fouled out at 1:42 (IV)

Score by periods	1st	2nd	3rd	4th	Total
NJIT	13	14	11	16	54
Virginia	22	15	18	26	81

Points	In	Off	2nd	Fast	Bench
NJIT	16	12	6	2	7
VA	38	24	20	4	34

Last FG - NJIT 4th-00:41, VA 4th-00:24.

Largest lead - NJIT by 1 1st-08:49, VA by 28 4th-01:11.

NJIT led for 00:13. VA led for 38:45. Game was tied for 01:02.

 Score tied - 1 time.
Lead changed - 2 times.

Official Basketball Box Score -- Game Totals -- Final Statistics
Bowling Green vs Virginia
12/08/15 11 a.m. at JPJ Arena, Charlottesville, Va.
Bowling Green 39 • 4-4

#	Player	Total		3-Ptr		Rebounds			PF	TP	A TO Blk Stl				Min
		FG-FGA	FG-FGA	FT-FTA	FT-FTA	Off	Def	Tot			A	TO	Blk	Stl	
30	Miriam Justinger	f	2-6	1-3	0-0	0	0	0	1	5	0	3	0	0	19
34	Ashley Tunstall	f	2-5	0-1	3-6	2	4	6	4	7	3	4	1	0	36
32	Lauren Tibbs	c	3-6	0-1	0-0	2	6	8	4	6	0	1	1	1	21
11	Rachel Myers	g	0-1	0-1	0-0	0	0	0	0	0	0	2	0	0	13
12	Sydney Lambert	g	0-4	0-2	2-2	0	0	0	3	2	1	4	0	1	22
13	Rachel Konieczki	g	0-4	0-1	2-2	0	1	1	2	2	0	2	0	1	17
14	Carly Santoro	g	2-5	2-5	2-2	1	1	2	2	8	1	1	0	0	16
20	Sarah Baer	g	1-2	0-0	0-0	0	0	0	1	2	0	1	1	0	6
23	Kennedy Kirkpatrick	g	2-5	2-4	0-0	1	5	6	2	6	1	2	1	1	25
33	Haley Puk	g	0-3	0-3	0-0	0	0	0	0	0	0	1	0	1	7
44	Abby Siefker	g	0-3	0-1	1-4	2	3	5	1	1	1	1	0	1	16
44	Maddie Cole	g	0-0	0-0	0-0	0	1	1	0	0	0	0	0	0	2
Team						0	2	2			2				
Totals			12-44	5-22	10-16	8	23	31	20	39	7	24	4	6	200
FG % 1st Half:		6-20	30.0%	2nd half:	6-24	25.0%	Game:	12-44	27.3%	Deadball Rebounds 2					
3FG % 1st Half:		2-7	28.6%	2nd half:	3-15	20.0%	Game:	5-22	22.7%						
FT % 1st Half:		3-6	50.0%	2nd half:	7-10	70.0%	Game:	10-16	62.5%						

Virginia 68 • 7-3

#	Player	Total		3-Ptr		Rebounds			PF	TP	A TO Blk Stl				Min
		FG-FGA	FG-FGA	FT-FTA	FT-FTA	Off	Def	Tot			A	TO	Blk	Stl	
21	Lauren Moses	f	5-13	0-0	2-7	6	5	11	2	12	0	3	0	1	28
44	Sydney Umeri	f	1-3	0-0	0-0	2	4	6	3	2	0	1	1	0	23
01	Mikayla Venson	g	2-9	2-8	4-4	0	3	3	4	10	3	4	0	1	32
12	Breyana Mason	g	2-5	1-4	1-2	0	2	2	2	6	2	0	0	1	23
20	Faith Randolph	g	6-11	2-6	0-0	3	4	7	0	14	4	1	0	1	26
00	Debra Ferguson	g	0-0	0-0	0-0	0	1	1	3	0	0	0	0	1	4
10	J'Kyra Brown	g	2-6	1-2	2-4	3	4	7	0	7	2	2	0	3	16
13	Emily Battle	g	0-0	0-0	0-0	0	0	0	0	0	0	1	0	0	3
23	Aliyah Huland El	g	6-10	2-5	0-0	0	1	1	2	14	4	2	0	2	22
32	Mone Jones	g	1-4	0-0	1-2	1	2	3	2	3	1	0	2	0	23
Team						3	2	5							
Totals			25-61	8-25	10-19	18	28	46	18	68	16	14	3	10	200
FG % 1st Half:		15-31	48.4%	2nd half:	10-30	33.3%	Game:	25-61	41.0%	Deadball Rebounds 4					
3FG % 1st Half:		5-13	38.5%	2nd half:	3-12	25.0%	Game:	8-25	32.0%						
FT % 1st Half:		3-9	33.3%	2nd half:	7-10	70.0%	Game:	10-19	52.6%						

Officials: Edward Sidlasky, Rachelle Jones, Norma Jones

Technical fouls: Bowling Green-None. Virginia-None.

Attendance: 10048

Score by periods	1st	2nd	3rd	4th	Total
Bowling Green	12	5	7	15	39
Virginia	17	21	18	12	68

Points	In	Off	2nd	Fast	Bench
BGSU	12	8	4	0	19
VA	22	28	16	6	24

Last FG - BGSU 4th-00:19, VA 4th-02:11.

Largest lead - BGSU by 2 1st-08:59, VA by 38 4th-01:49.

BGSU led for 04:31. VA led for 34:09. Game was tied for 01:20.

 Score tied - 2 times.
Lead changed - 5 times.

Official Basketball Box Score -- Game Totals -- Final Statistics
Charleston Southern vs Virginia
12/18/15 7 p.m. at JPJ Arena, Charlottesville, Va.
Charleston Southern 65 • 5-5

#	Player		Total		3-Ptr		Rebounds			PF	TP	A				Min
			FG-FTA	FG-FGA	FT-FTA	Off	Def	Tot	A			TO	Blk	Stl		
24	LAKES, Brianna	f	0-1	0-0	0-0	1	1	2	2	0	0	0	0	1	15	
25	MAXIMILIE, Monique	c	6-7	0-0	0-1	2	3	5	1	12	0	0	4	1	30	
01	LONG, Nayla	g	4-7	0-2	2-4	1	1	2	1	10	2	1	0	0	28	
20	BURNS, Rachel	g	0-1	0-1	2-2	0	1	1	4	2	1	4	0	0	20	
23	MANN, Alyssa	g	8-18	3-7	1-2	0	1	1	1	20	4	6	0	4	30	
03	JACKSON, Ke'Asia	g	1-5	0-0	1-2	1	0	1	3	3	2	2	0	1	16	
13	ELLIOTT-KING, Georgi	g	1-1	1-1	0-0	0	1	1	0	3	0	1	1	0	3	
14	KIPLOKS, Elyse	g	2-3	0-0	0-0	2	1	3	2	4	0	1	1	2	15	
21	DOBSON, Shauntavia	g	2-6	1-5	0-0	0	0	0	0	5	4	3	0	1	20	
22	HARDY, Alecia	g	0-0	0-0	0-0	0	1	1	0	0	1	0	0	0	2	
42	SAUNDERS, Breanna	g	3-5	0-0	0-0	1	2	3	3	6	1	1	1	0	21	
	Team					5	2	7								
	Totals		27-54	5-16	6-11	13	14	27	17	65	15	20	7	10	200	
	FG % 1st Half:	12-28	42.9%	2nd half:	15-26	57.7%	Game:	27-54	50.0%						Deadball	
3FG	% 1st Half:	2-9	22.2%	2nd half:	3-7	42.9%	Game:	5-16	31.3%						Rebound	
FT	% 1st Half:	2-4	50.0%	2nd half:	4-7	57.1%	Game:	6-11	54.5%						2	

2015-16 BOX SCORES



Official Basketball Box Score -- Game Totals -- Final Statistics Coppin State vs Virginia 12/28/15 7 p.m. at JPJ Arena, Charlottesville, Va.

Coppin State 40 • 2-9

#	Player		Total		3-Ptr		Rebounds		PF	TP	A	TO	Blk	Stl	Min	
			FG-FGA	FG-FGA	FT-FTA	Off Def Tot										
01	Janelle Lane	f	3-8	0-0	4-7	1	2	3	4	10	0	3	2	0	29	
02	Genesis Lucas	g	2-8	0-2	0-0	0	0	0	0	4	7	8	0	1	35	
10	Amber Griffin	g	2-8	0-1	1-4	0	3	3	3	5	1	2	0	4	38	
21	Keena Samuels	g	3-9	0-0	0-1	0	2	2	5	6	0	3	0	0	19	
23	Jordan Swails	g	2-5	0-0	0-0	1	3	4	2	4	1	4	1	2	29	
03	Tanaysa Henderson		1-6	1-1	0-0	1	1	2	2	3	0	1	0	0	15	
04	D'Ajannah Smith		0-1	0-1	0-0	1	0	1	1	0	0	0	0	0	2	
20	Vanessa Neal		0-2	0-1	0-0	0	2	2	0	0	0	1	0	1	12	
04	Alexis Taylor		0-0	0-0	0-0	0	0	0	0	0	0	0	0	0	2	
32	Omaah Tayong		4-8	0-0	0-1	4	2	6	4	8	0	1	1	0	16	
34	Oluwaseun Adeniji		0-0	0-0	0-0	0	0	0	0	0	0	0	0	0	3	
Team						2	2	4								
Totals				17-55	1-6	5-13	10	17	27	21	40	9	23	4	8	200
FG % 1st Half: 8-28			28.6%	2nd half: 9-27			33.3%	Game: 17-55			30.9%			Deadball		
3FG % 1st Half: 0-1			0.0%	2nd half: 1-5			20.0%	Game: 1-6			16.7%			Rebounds		
FT % 1st Half: 1-5			20.0%	2nd half: 4-8			50.0%	Game: 5-13			38.5%			4		

Virginia 75 • 9-4

#	Player	Total		3-Ptr		Rebounds		PF	TP	A	TO	Blk	Stl	Min	
		FG	FGA	FG	FGA	FT	FTA								
21	Lauren Moses	f	7-8	0-0	3-6	3	2	5	2	17	1	0	1	0	28
04	Sydney Umeri	f	0-1	0-0	3-4	1	2	3	0	3	0	1	1	1	21
11	Mikayla Venson	g	6-11	2-3	2-2	0	3	3	1	16	4	4	1	1	31
12	Breyana Mason	g	3-8	2-3	2-2	0	5	5	3	10	3	4	0	4	27
20	Faith Randolph	g	2-8	0-3	5-6	1	6	7	0	9	6	3	0	2	28
00	Debra Ferguson		0-1	0-0	0-0	0	1	1	0	0	0	1	0	0	4
02	Jae'Lisa Allen		0-0	0-0	0-0	0	1	1	0	0	0	0	0	0	2
10	J'Kyra Brown		2-6	1-2	2-2	2	4	6	1	7	2	1	0	0	22
13	Emily Battle		0-0	0-0	0-0	0	0	0	0	0	0	0	0	0	2
32	Aliyah Huland El		2-6	1-2	4-4	3	2	5	4	9	1	4	1	2	20
32	Mone Jones		2-4	0-0	0-0	0	1	1	2	4	0	2	0	1	15
Team						3	5	8							
Totals			24-53	6-13	21-26	13	32	45	13	75	17	20	4	11	200
FG % 1st Half: 12-29		41.4%	2nd half: 12-24		50.0%	Game: 24-53		45.3%		Deadball		Rebounds		4	
3FG % 1st Half: 1-4		25.0%	2nd half: 5-9		55.6%	Game: 6-13		46.2%							
FT % 1st Half: 14-16		87.5%	2nd half: 7-10		70.0%	Game: 21-26		80.8%							

Officials: Wesley Dean, Daryl Humphrey, Tony Lippa
Technical fouls: Coppin State-None. Virginia-None.
Attendance: 3062
Cavalier Classic Presented by Holiday Inn University Area
Coppin: Keena Samuels fouled out at 3:26 (IV)

Score by periods	1st	2nd	3rd	4th	Total
Coppin State	10	7	17	6	40
Virginia	19	20	16	20	75

Last FG - COPPIN 4th-02:37, VA 4th-03:09.
Largest lead - COPPIN None, VA by 35 4th-00:47.
COPPIN led for 00:00. VA led for 38:23. Game was tied for 01:37.

Score tied - 0 times.
Lead changed - 0 times.

Official Basketball Box Score -- Game Totals -- Final Statistics Richmond vs Virginia 12/29/15 7 p.m. at JPJ Arena, Charlottesville, Va.

Richmond 51 • 7-6

#	Player		Total FG-FGA	3-Ptr FG-FGA	FT-FTA	Rebounds Off Def Tot	PF	TP	A	TO	Blk	Stl	Min
15	WIKE, Karleigh	f	3-8	0-0	0-0	2 4 6	1	6	0	0	2	1	27
21	GREENE, Salita	f	2-5	0-0	4-4	1 5 6	1	8	1	4	0	0	20
00	MURPHREE, Kylie	g	1-2	1-1	0-0	0 3 3	0	3	1	2	0	1	30
04	HUBBARD, Janelle	g	3-16	0-5	2-2	1 5 6	1	8	2	3	0	0	30
11	PARSON, Micaela	g	3-6	0-1	2-4	2 1 3	1	8	6	3	0	2	30
01	POWELL, Bria		1-5	0-0	2-2	0 2 2	0	4	1	1	0	0	20
10	HALL, Dazia		0-0	0-0	0-0	0 0 0	1	0	0	1	0	0	8
13	MURPHY, Taisha		5-7	4-6	0-0	0 2 2	2	14	1	0	0	0	17
14	HUDALLA, Alicia		0-1	0-0	0-0	0 0 0	0	0	0	0	0	0	7
32	HARRISON, Rennie		0-2	0-0	0-0	1 0 1	0	0	0	0	0	0	11
Team						1 1 2							
Totals			18-52	5-13	10-12	8 23 31	7	51	12	15	2	4	200
FG % 1st Half: 9-25			36.0%	2nd half: 9-27		33.3%	Game: 18-52		34.6%		Deadball		
3FG % 1st Half: 1-5			20.0%	2nd half: 4-8		50.0%	Game: 5-13		38.5%		Rebounds		
FT % 1st Half: 4-6			66.7%	2nd half: 6-6		100.0	Game: 10-12		83.3%		1		

Virginia 71 • 10-4

#	Player		Total		3-Ptr		Rebounds			PF	TP	A	TO	Blk	Stl	Min	
			FG	FGA	FG	FGA	FT	FTA	Off								Def
21	Lauren Moses	f	5-12	0-0	3-4		7	7	14	4	13	1	4	1	1	27	
44	Sydney Umeri	f	1-4	0-0	0-0		3	3	6	1	2	0	1	1	0	22	
01	Mikayla Venson	g	5-14	1-6	0-0		0	1	1	0	11	0	1	0	0	33	
12	Breyana Mason	g	3-8	1-3	0-0		1	7	8	2	7	5	0	0	3	33	
20	Faith Randolph	g	5-10	0-3	1-2		1	1	2	2	11	5	2	0	1	35	
00	Debra Ferguson		0-1	0-0	0-0		0	0	0	1	0	0	0	0	0	1	
10	J'Kyra Brown		3-4	2-3	0-0		1	2	3	1	8	2	0	0	1	12	
23	Aliyah Huland El		6-9	1-4	0-0		1	1	2	1	13	0	0	0	0	19	
32	Mone Jones		3-7	0-1	0-0		1	3	4	3	6	1	0	0	0	18	
Team							1	2	3								
Totals			31-69	5-20	4-6		16	27	43	15	71	14	8	2	6	200	
FG % 1st Half: 18-38			47.4%	2nd half: 13-31			41.9%	Game: 31-69			44.9%			Deadball			Rebounds 1
3FG % 1st Half: 4-12			33.3%	2nd half: 1-8			12.5%	Game: 5-20			25.0%						
FT % 1st Half: 1-2			50.0%	2nd half: 3-4			75.0%	Game: 4-6			66.7%						

Officials: Karen Preato, Wesley Dean, Joanne Aldrich
Technical fouls: Richmond-None. Virginia-None.
Attendance: 3190
2015 Cavalier Classic Presented by Holiday Inn University Area

Score by periods	1st	2nd	3rd	4th	Total
Richmond	8	15	11	17	51
Virginia	17	24	18	12	71

Last FG - RICHMOND 4th-00:10, VA 4th-00:29.
Largest lead - RICHMOND by 4 1st-08:35, VA by 25 3rd-01:16.
RICHMOND led for 01:43. VA led for 37:09. Game was tied for 01:08.

Score tied - 1 time.
Lead changed - 1 time.

Official Basketball Box Score -- Game Totals -- Final Statistics Miami vs Virginia 01/03/16 1 p.m. at JPJ Arena, Charlottesville, Va.

Miami 56 • 13-2, 1-1 ACC

#	Player		Total			3-Ptr		Rebounds			PF	TP	A	TO	Blk	Stl	Min
			FG-FGA	FG-FGA	FT-FTA	Off	Def	Tot									
20	Keyona Hayes	f	3-4	0-0	3-5	1	4	5	1	9	2	3	0	0	21		
21	Emese Hof	c	4-6	0-0	0-0	1	2	3	1	8	1	4	0	1	20		
03	Jessica Thomas	g	4-11	2-6	2-2	1	1	2	1	12	3	5	0	3	35		
10	Michelle Woods	g	0-5	0-2	0-0	1	2	3	0	0	1	4	0	2	26		
23	Adrienne Motley	g	0-9	0-3	5-6	2	1	3	3	5	1	3	0	0	23		
00	Keyanna Harris		0-1	0-0	0-0	0	2	2	1	0	1	1	1	2	11		
01	Laura Cornelius		3-6	1-3	0-0	0	4	4	4	7	2	3	0	0	28		
22	Zada Williams		1-1	0-0	0-0	1	0	1	1	2	0	0	0	0	3		
25	Khaila Prather		2-4	0-0	0-0	2	2	4	0	4	0	3	0	0	12		
30	Erykah Davenport		4-7	0-0	1-4	2	3	5	5	9	0	1	0	1	21		
	Team					3	4	7				1		1			
	Totals		21-54	3-14	11-17	14	25	50	20	56	11	28	1	9	200		
	FG % 1st Half:	7-23	30.4%	2nd half:	14-31	45.2%	Game:		21-54	38.9%	Deadball						
	3FG % 1st Half:	1-5	16.7%	2nd half:	2-8	25.0%	Game:		3-14	21.4%	Rebounds						
	FT % 1st Half:	5-6	83.3%	2nd half:	6-11	54.5%	Game:		11-17	64.7%	2						

2015-16 BOX SCORES

Official Basketball Box Score -- Game Totals -- Final Statistics
Virginia vs Wake Forest
01/10/16 2:00 p.m. at Winston-Salem, N.C.
Virginia 52 • 12-5, 2-1 ACC

#	Player		Total		3-Ptr		Rebounds				PF	TP	A	TO	Blk	Stl	Min
			FG	FGA	FG	FGA	FT	FTA	Off	Def							
21	Lauren Moses	f	1-5	0-0	8-13	2	4	6	4	10	2	2	0	2	1	2	37
44	Sydney Umeri	f	2-4	0-0	0-0	1	0	1	5	4	2	3	1	1	1	25	
01	Mikayla Venson	g	5-15	3-8	7-7	1	1	2	3	20	0	3	0	4	3	39	
12	Breyana Mason	g	2-13	0-2	4-4	1	1	2	1	8	2	3	0	2	37		
23	Aliyah Huland El	g	2-5	1-2	0-0	0	2	2	4	5	2	5	0	3	29		
10	J'Kyra Brown	g	1-4	1-4	0-0	0	1	1	3	3	0	4	0	2	19		
32	Mone Jones	g	1-1	0-0	0-0	2	4	6	2	2	2	1	1	1	14		
Team						5	1	6									
Totals			14-47	5-16	19-24	12	14	26	22	52	10	22	2	15	20		
FG % 1st Half: 8-27			29.6%	2nd half: 6-20	30.0%	Game: 14-47			29.8%	Deadball							
3FG % 1st Half: 4-10			40.0%	2nd half: 1-6	16.7%	Game: 5-16			31.3%	Rebounds							
FT % 1st Half: 8-12			66.7%	2nd half: 11-12	91.7%	Game: 19-24			79.2%	3,2							

FG % 1st Half: 8-27 29.6% 2nd half: 6-20 30.0% Game: 14-47 29.8%
 3FG % 1st Half: 4-10 40.0% 2nd half: 1-6 16.7% Game: 5-16 31.3%
 FT % 1st Half: 8-12 66.7% 2nd half: 11-12 91.7% Game: 19-24 79.2%

Wake Forest 50 • 9-7, 0-3 ACC

		Total	3-Ptr			Rebounds									
#	Player		FG-FGA	FG-FGA	FT-FTA	Off	Def	Tot	PF	TP	A	TO	Blk	Stl	Min
32	Milan Quinn	f	2-6	0-0	0-2	3	3	6	3	4	2	2	1	3	22
41	Elisa Penna	f	3-9	1-1	4-4	2	8	10	4	11	1	5	1	0	31
02	Amber Campbell	g	6-9	1-3	0-0	3	4	7	3	13	1	4	2	3	39
03	Ataijah Taylor	g	2-4	1-1	3-4	0	1	1	4	8	4	8	0	0	36
11	Jill Brunori	g	2-2	0-0	0-2	3	3	6	5	4	1	3	0	1	18
01	Destini Walker		0-1	0-1	0-0	0	1	1	1	0	1	2	0	1	6
21	Keyonna Allen		0-0	0-0	0-0	0	1	1	0	0	0	0	1	0	3
25	Ariel Stephenson		3-9	1-3	1-4	0	1	1	1	8	1	5	0	0	30
42	Kandice Ball		1-4	0-0	0-2	2	0	2	3	2	0	1	1	0	15
Team						1	1	2			1				
Totals			19-44	4-9	8-18	14	23	37	24	50	11	31	6	8	200
FG % 1st Half: 11-23 47.8% 2nd half: 8-21 38.1% Game: 19-44 43.2%															
3FG % 1st Half: 3-5 60.0% 2nd half: 1-4 25.0% Game: 4-9 44.4%															
FT % 1st Half: 4-6 66.7% 2nd half: 4-12 33.3% Game: 8-18 44.4%															
															Deadball Rebounds 5

FG % 1st Half: 11-23 47.8% 2nd half: 8-21 38.1% Game: 19-44 43.2%
 3FG % 1st Half: 3-5 60.0% 2nd half: 1-4 25.0% Game: 4-9 44.4%
 FT % 1st Half: 4-6 66.7% 2nd half: 4-12 33.3% Game: 8-18 44.4%

Officials: Kathleen Lynch, Kevin Dillard, Tiara Cruise
 Technical fouls: Virginia-None. Wake Forest-None.
 Attendance: 875

Score by periods	1st	2nd	3rd	4th	Total
Virginia	15	13	14	10	52
Wake Forest	17	12	18	3	50

Last FG - VA 4th-02:14, WF 4th-07:42.
 Largest lead - VA by 3 1st-08:16, WF by 9 1st-01:43.
 VA led for 02:28. WF led for 33:09. Game was tied for 04:12.

Points	In	Off	2nd	Fast	Bench
VA	Paint	T/O	Chance	Break	
26	17	22	10	3	5
WF	6	17	6	14	10

Score tied - 5 times.
 Lead changed - 4 times.

Official Basketball Box Score -- Game Totals -- Final Statistics
Louisville vs Virginia
01/14/16 7 p.m. at JPY Arena, Charlottesville, Va.
Louisville 59 • 13-5, 5-0 ACC

#	Player		Total		3-Ptr		Rebounds			PF	TP	A	TO	Blk	Stl	Min
			FG-FGA	FG-FGA	FT-FTA	Off	Def	Tot								
04	MOORE, Mariya	f	4-10	2-6	1-2	1	4	5	3	11	5	5	0	3	37	
13	WALTON, Cortnee	f	4-7	0-0	4-4	3	3	6	2	12	0	1	0	3	35	
02	HINES-ALLEN, Myisha	g	6-10	0-0	4-4	1	6	7	2	16	1	1	1	0	28	
11	CARTER, Arica	g	0-3	0-1	0-0	0	1	1	3	0	1	1	0	2	22	
23	JACKSON, Briahanna	g	0-5	0-3	2-2	0	4	4	3	2	2	2	0	0	20	
01	DEGRATE, Erin	g	0-0	0-0	0-0	0	2	2	0	0	0	1	0	0	6	
03	FUEHRING, Sam	g	1-1	0-0	0-0	0	1	1	0	2	1	0	0	0	4	
05	COLE, Taja	g	2-4	0-1	2-2	0	2	2	1	6	3	1	0	1	21	
15	WEATHERFORD, Dakot	g	0-0	0-0	0-0	0	0	0	4	0	0	0	0	0	1	
22	JONES, Brianna	g	0-0	0-0	0-0	0	0	0	0	0	0	0	0	0	1	
25	DURR, Asia	g	4-10	1-4	1-1	0	2	2	0	10	0	1	0	3	25	
Team						3	1	4								
Totals			21-50	3-15	14-15	8	26	34	18	59	13	13	1	12	200	

FG % 1st Half: 12-28 42.9% 2nd half: 9-22 40.9% Game: 21-50 42.0%
 3FG % 1st Half: 3-8 37.5% 2nd half: 0-7 0.0% Game: 3-15 20.0%
 FT % 1st Half: 6-7 85.7% 2nd half: 8-8 100.0% Game: 14-15 93.3%

Virginia 41 • 12-6, 2-2 ACC

#	Player		Total		3-Ptr		Rebounds			PF	TP	A	TO	Blk	Stl	Min
			FG-FGA	FG-FGA	FT-FTA	Off	Def	Tot								
21	Lauren Moses	f	2-6	0-0	2-4	1	10	11	2	6	0	3	2	2	30	
44	Sydney Umeri	f	0-0	0-0	0-0	3	2	5	2	0	0	2	1	1	30	
01	Mikayla Venson	g	5-14	1-4	2-4	0	0	0	2	13	4	3	0	1	34	
12	Breyana Mason	g	5-8	2-2	0-0	0	4	4	1	12	0	1	0	1	30	
23	Aliyah Huland El	g	2-9	0-3	2-2	0	2	2	1	6	0	6	1	0	31	
10	J'Kyra Brown	g	1-5	0-2	2-2	2	0	2	2	4	0	3	0	1	25	
32	Mone Jones	g	0-3	0-0	0-0	0	1	1	3	0	0	1	0	0	20	
Team						1	3	4								
Totals			15-45	3-11	8-12	7	22	29	13	41	4	19	4	6	200	

FG % 1st Half: 7-20 35.0% 2nd half: 8-25 32.0% Game: 15-45 33.3%
 3FG % 1st Half: 2-4 50.0% 2nd half: 1-7 14.3% Game: 3-11 27.3%
 FT % 1st Half: 2-4 50.0% 2nd half: 6-8 75.0% Game: 8-12 66.7%

Officials: Maj Forsberg, Mark Hardcastle, Rod Creech
 Technical fouls: Louisville-WEATHERFORD, Dakota. Virginia-None.
 Attendance: 2880

Score by periods	1st	2nd	3rd	4th	Total
Louisville	12	21	15	11	59
Virginia	6	12	12	11	41

Last FG - LOU 4th-00:26, VA 4th-00:00.
 Largest lead - LOU by 23 4th-06:43, VA None.
 LOU led for 38:53. VA led for 00:00. Game was tied for 01:07.

Points	In	Off	2nd	Fast	Bench
LOU	Paint	T/O	Chance	Break	
28	18	25	2	4	18
VA	7	0	4	4	4

Score tied - 0 times.
 Lead changed - 0 times.

Official Basketball Box Score -- Game Totals -- Final Statistics
Virginia vs Georgia Tech
1/17/16 2:00 pm ET at McCamish Pavilion (Atlanta, Ga.)
Virginia 78 • 13-6, 3-2

#	Player		Total		3-Ptr		Rebounds						PF	TP	A	TO	Blk	Stl	Min
			FG-FGA	FG-FGA	FT-FTA	Off	Def	Total											
21	Lauren Moses	f	3-9	0-0	1-2	3	7	10	5	7	0	1	0	0	32				
44	Sydney Umeri	f	4-5	0-0	0-0	2	5	7	5	8	0	1	2	0	25				
01	Mikayla Venson	g	9-15	4-7	1-2	0	2	2	0	23	6	2	0	1	36				
12	Breyana Mason	g	10-14	0-1	1-1	0	4	4	1	21	4	2	1	2	37				
23	Aliyah Huland El	g	5-12	1-4	1-2	1	2	3	1	12	5	1	0	1	40				
02	Jae'Lisa Allen	g	0-3	0-0	0-0	3	0	3	0	0	0	1	0	0	4				
10	J'Kyra Brown	g	0-0	0-0	2-2	1	0	1	2	2	0	2	0	1	5				
32	Mone Jones	g	2-3	0-0	1-1	0	2	2	0	5	1	2	1	0	21				
Team						1	2	3			1								
Totals				33-61	5-12	7-10	11	24	35	14	78	16	13	4	5	200			
FG % 1st Half: 14-32 43.8% 2nd half: 19-29 65.5% Game: 33-61 54.1% Deadball																			
3FG % 1st Half: 3-8 37.5% 2nd half: 2-4 50.0% Game: 5-12 41.7% Rebounds																			
FT % 1st Half: 3-4 75.0% 2nd half: 4-6 66.7% Game: 7-10 70.0% 2,2																			

FG % 1st Half: 14-32 43.8% 2nd half: 19-29 65.5% Game: 33-61 54.1%
 3FG % 1st Half: 3-8 37.5% 2nd half: 2-4 50.0% Game: 5-12 41.7%
 FT % 1st Half: 3-4 75.0% 2nd half: 4-6 66.7% Game: 7-10 70.0%

Georgia Tech 67 • 11-8, 1-5

#	Player	Total			3-Ptr		Rebounds				PF	TP	A	TO	Blk	Stl	Min
		FG-FGA	FG-FGA	FT-FTA	Off	Def	Total										
02	Aaliyah Whiteside	f	9-23	3-8	6-7	3	1	4	0	27	3	2	0	0	0	38	
15	Chelsea Guimaraes	f	3-4	0-0	2-2	4	3	7	3	8	0	2	1	0	1	19	
54	Roddreka Rogers	f	5-12	0-0	1-1	4	3	7	3	11	0	1	0	1	1	37	
05	Ciani Cryor	g	0-4	0-3	0-0	0	0	0	3	0	5	2	0	0	0	13	
20	Irene Gari	g	1-7	0-4	0-0	1	3	4	3	2	2	0	0	4	34		
00	Imani Tilford	g	0-1	0-0	0-0	0	0	0	0	0	0	0	0	0	0	1	
10	Katarina Vuckovic	g	0-0	0-0	0-0	0	0	0	0	0	1	0	0	0	0	4	
21	Zaire O'Neil	g	3-4	0-0	1-2	1	4	5	3	7	2	3	1	0	0	18	
23	Dejoria Howard	g	1-3	1-2	0-0	1	0	1	0	3	0	0	0	0	0	6	
55	Antonia Peresson	g	3-12	3-11	0-0	0	2	2	2	9	2	1	0	3	30		
Team						6	0	6									
Totals			25-70	7-28	10-12	20	16	36	17	67	15	11	2	8	20		
FG % 1st Half: 13-31 41.9% 2nd half: 12-39 30.8% Game: 25-70 35.7% Deadball Rebounds																	
3FG % 1st Half: 5-11 45.5% 2nd half: 2-17 11.8% Game: 7-28 25.0% 1,2																	
FT % 1st Half: 6-7 85.7% 2nd half: 4-5 80.0% Game: 10-12 83.3%																	

2015-16 BOX SCORES



Official Basketball Box Score -- Game Totals -- Final Statistics Pittsburgh vs Virginia 01/24/16 1 p.m. at JPJ Arena, Charlottesville, Va.

Pittsburgh 58 • 9-11, 1-6 ACC

#	Player	Total		3-Ptr		Rebounds			PF	TP	A	TO	Blk	Stl	Min
		FG	FGA	FG	FGA	FT	FTA	Off Def Tot							
12	Yacine Diop	f	4-7	0-0	0-0	2	2	4	4	8	1	3	0	3	23
35	Stasha Carey	f	5-8	2-4	0-0	2	5	7	5	12	2	5	0	0	31
02	Aysia Bugg	g	0-6	0-1	0-0	2	4	6	5	0	5	4	0	2	37
14	Fred Potvin	g	6-12	5-11	2-2	0	1	1	1	19	2	3	0	2	39
50	Brenna Wise	g	1-6	0-1	10-12	2	5	7	2	12	1	3	0	0	32
04	Tania Lamb		0-2	0-1	0-0	1	0	1	1	0	1	1	0	0	5
05	Kauai Bradley		0-0	0-0	0-0	1	1	2	1	0	1	0	0	0	5
10	Cassidy Walsh		1-2	1-2	0-0	0	0	0	3	3	0	3	0	0	11
32	Kalista Walters		1-1	0-0	2-4	0	2	2	1	4	0	1	1	0	17
Team						2	3	5							
Totals			18-44	8-20	14-18	12	23	35	23	58	13	25	1	7	200

FG % 1st Half: 9-24 37.5% 2nd half: 9-20 45.0% Game: 18-44 40.9%
3FG % 1st Half: 8-16 50.0% 2nd half: 0-4 0.0% Game: 8-20 40.0%
FT % 1st Half: 4-4 100.0 2nd half: 10-14 71.4% Game: 14-18 77.8%

Deadball Rebounds 1

Virginia 55 • 13-8, 3-4 ACC

#	Player	Total		3-Ptr		Rebounds			PF	TP	A	TO	Blk	Stl	Min
		FG	FGA	FG	FGA	FT	FTA	Off Def Tot							
21	Lauren Moses	f	2-11	0-0	5-6	7	2	9	1	9	0	1	1	4	34
44	Sydney Umeri	f	1-2	0-0	0-0	0	1	1	3	2	0	2	1	0	18
01	Mikayla Venson	g	3-14	2-4	6-6	1	1	2	1	14	2	2	0	3	35
12	Breyana Mason	g	6-17	0-0	2-2	3	1	4	3	14	3	1	0	3	38
23	Aliyah Huland El	g	3-7	2-3	0-0	1	5	6	5	8	0	4	0	1	32
10	J'Kyra Brown		0-3	0-2	3-6	2	1	3	0	3	0	0	0	0	15
32	Mone Jones		0-1	0-0	5-6	3	2	5	2	5	1	3	2	0	28
Team						1	4	5							
Totals			15-55	4-9	21-26	18	17	35	15	55	6	13	4	11	200

FG % 1st Half: 6-28 21.4% 2nd half: 9-27 33.3% Game: 15-55 27.3%
3FG % 1st Half: 0-4 0.0% 2nd half: 4-5 80.0% Game: 4-9 44.4%
FT % 1st Half: 6-8 75.0% 2nd half: 15-18 83.3% Game: 21-26 80.8%

Deadball Rebounds 4

Officials: Joe Cunningham, Daryl Humphrey, Kristi Vera
Technical fouls: Pittsburgh-None. Virginia-None.
Attendance: 2895
Pitt: Carey fouled out at 00:49.9 (IV)
Pitt: Bugg fouled out at 00:44.2 (IV)
UVA: Huland El fouled out at 00:06.6 (IV)

Score by periods	1st	2nd	3rd	4th	Total
Pittsburgh	25	5	9	19	58
Virginia	12	6	20	17	55

Last FG - UP 4th-03:24, VA 4th-00:10.
Largest lead - UP by 14 1st-00:56, VA None.
UP led for 38:30. VA led for 00:00. Game was tied for 01:13.

Score tied - 1 time.
Lead changed - 0 times.

Official Basketball Box Score -- Game Totals -- Final Statistics Virginia vs NC State 1/27/16 7:30 p.m. at Holliday Gymnasium (Raleigh, N.C.)

Virginia 52 • 13-9 (3-5)

#	Player	Total		3-Ptr		Rebounds			PF	TP	A	TO	Blk	Stl	Min
		FG	FGA	FG	FGA	FT	FTA	Off Def Tot							
01	Mikayla Venson	*	4-11	2-5	4-5	0	3	3	4	14	4	3	0	0	34
12	Breyana Mason	*	5-8	1-1	0-0	1	5	6	3	11	3	2	0	1	38
21	Lauren Moses	*	4-9	0-0	2-2	1	2	3	4	10	2	1	0	2	34
23	Aliyah Huland El	*	2-8	0-1	0-0	0	0	0	2	4	1	3	0	0	23
44	Sydney Umeri	*	2-6	0-0	0-0	4	4	8	1	4	0	3	1	0	27
10	J'Kyra Brown		3-9	3-8	0-0	0	5	5	2	9	0	3	0	2	23
32	Mone Jones		0-2	0-0	0-0	0	1	1	1	0	1	1	1	1	21
Team						3	2	5							
Totals			20-53	6-15	6-7	9	22	31	17	52	11	17	2	6	200

FG % 1st Half: 8-25 32.0% 2nd half: 12-28 42.9% Game: 20-53 37.7%
3FG % 1st Half: 3-8 37.5% 2nd half: 3-7 42.9% Game: 6-15 40.0%
FT % 1st Half: 2-3 66.7% 2nd half: 4-4 100.0 Game: 6-7 85.7%

Deadball Rebounds 1

NC State 63 • 15-6 (6-2)

#	Player	Total		3-Ptr		Rebounds			PF	TP	A	TO	Blk	Stl	Min
		FG	FGA	FG	FGA	FT	FTA	Off Def Tot							
03	Miah Spencer	*	5-8	1-4	7-8	1	1	2	3	18	1	2	0	2	38
04	Ashley Williams	*	3-5	1-3	0-0	0	4	4	2	7	1	0	0	1	35
11	Jennifer Mathurin	*	2-8	0-4	0-0	0	7	7	3	4	0	0	0	0	33
22	Dominique Wilson	*	10-22	2-8	2-2	1	2	3	0	24	5	1	0	3	40
25	Carlee Schuhmacher	*	3-5	0-0	2-2	1	4	5	1	8	1	3	4	0	25
05	Chelsea Nelson		0-4	0-1	2-2	2	4	6	2	2	1	3	1	1	15
21	DD Rogers		0-1	0-1	0-0	0	1	1	1	0	1	1	0	0	7
23	Amber Richardson		0-2	0-1	0-0	2	0	2	1	0	0	1	0	0	7
Team						3	1	4							
Totals			23-55	4-21	13-14	10	24	34	12	63	10	11	5	7	200

FG % 1st Half: 14-31 45.2% 2nd half: 9-24 37.5% Game: 23-55 41.8%
3FG % 1st Half: 2-11 18.2% 2nd half: 2-10 20.0% Game: 4-21 19.0%
FT % 1st Half: 0-0 0.0% 2nd half: 13-14 92.9% Game: 13-14 92.9%

Deadball Rebounds 1

Officials: Dee Kantner, Eric Brewton, Mark Resch
Technical fouls: Virginia-None. NC State-None.
Attendance: 1499

Score by periods	1st	2nd	3rd	4th	Total
Virginia	11	10	16	15	52
NC State	16	14	18	15	63

Last FG - VA 4th-00:24, ST 4th-03:03.
Largest lead - VA by 1 1st-01:57, ST by 14 3rd-06:46.
VA led for 01:05. ST led for 35:42. Game was tied for 02:47.

Score tied - 1 time.
Lead changed - 4 times.

Official Basketball Box Score -- Game Totals -- Final Statistics Virginia vs Duke 2-4-16 7:00 PM at Durham, N.C. (Cameron Indoor Stadium)

Virginia 52 • 13-10 (3-6 ACC)

#	Player	Total		3-Ptr		Rebounds			PF	TP	A	TO	Blk	Stl	Min
		FG	FGA	FG	FGA	FT	FTA	Off Def Tot							
21	Lauren Moses	f	3-11	0-0	0-0	2	1	3	3	6	3	3	1	6	36
44	Sydney Umeri	f	0-2	0-0	0-0	4	3	7	4	0	4	2	2	2	36
01	Mikayla Venson	g	8-20	4-9	2-2	1	1	2	2	22	4	3	0	4	40
10	J'Kyra Brown	g	4-11	3-7	0-0	0	1	1	2	11	2	0	0	0	30
12	Breyana Mason	g	5-12	1-2	0-0	0	4	4	0	11	1	2	0	1	37
23	Aliyah Huland El		1-4	0-1	0-0	0	0	0	0	2	0	2	0	0	13
32	Mone Jones		0-2	0-0	0-0	0	0	0	0	0	0	0	0	0	8
Team						2	3	5							
Totals			21-62	8-19	2-2	9	13	22	11	52	14	12	3	13	200

FG % 1st Half: 10-32 31.3% 2nd half: 11-30 36.7% Game: 21-62 33.9%
3FG % 1st Half: 4-11 36.4% 2nd half: 4-8 50.0% Game: 8-19 42.1%
FT % 1st Half: 2-2 100.0 2nd half: 0-0 0.0% Game: 2-2 100.0

Deadball Rebounds 1

Duke 67 • 17-7 (6-4 ACC)

#	Player	Total		3-Ptr		Rebounds			PF	TP	A	TO	Blk	Stl	Min
		FG	FGA	FG	FGA	FT	FTA	Off Def Tot							
22	Oderah Chidom	f	4-9	0-0	0-0	4	4	8	2	8	3	3	2	4	26
30	Amber Henson	f	4-5	0-1	0-0	0	5	5	1	8	2	4	4	1	27
35	Erin Mathias	c	1-4	0-0	2-2	3	1	4	0	4	1	1	1	0	24
15	Kyra Lambert	g	0-4	0-1	2-4	0	2	2	2	2	4	1	0	0	32
23	Rebecca Greenwell	g	10-14	5-7	0-0	3	9	12	1	25	4	6	1	2	37
03	Angela Salvadores		7-11	2-2	1-2	1	5	6	0	17	3	7	0	0	32
12	Mercedes Riggs		0-0	0-0	0-0	0	0	0	0	0	0	0	0	0	0+
13	Crystal Primm		1-3	0-0	0-0	2	3	5	4	2	0	2	0	0	14
14	Faith Suggs		0-0	0-0	0-0	0	0	0	1	0	0	0	0	0	6
34	Lynnee Belton		0-1	0-0	1-2	0	0	0	0	1	0	0	0	0	2
Team						0	2	2							
Totals			27-51	7-11	6-10	13	31	44	11	67	17	25	8	7	200

FG % 1st Half: 16-28 57.1% 2nd half: 11-23 47.8% Game: 27-51 52.9%
3FG % 1st Half: 5-6 83.3% 2nd half: 2-5 40.0% Game: 7-11 63.6%
FT % 1st Half: 6-10 60.0% 2nd half: 0-0 0.0% Game: 6-10 60.0%

Deadball Rebounds 2

Officials: Edward Sidlasky, Wesley Dean, Kevin Dillard
Technical fouls: Virginia-None. Duke-None.
Attendance: 4506

Score by periods	1st	2nd	3rd	4th	Total
Virginia	12	14	19	7	52
Duke	20	23	13	11	67

Last FG - VA 4th-01:19, DU 4th-00:28.
Largest lead - VA by 7 1st-06:50, DU by 17 2nd-00:07.
VA led for 04:21. DU led for 33:12. Game was tied for 02:27.

Score tied - 1 time.
Lead changed - 4 times.

Official Basketball Box Score -- Game Totals -- Final Statistics Virginia Tech vs Virginia 02/07/16 2 p.m. at JPJ Arena, Charlottesville, Va.

Virginia Tech 66 • 15-8, 3-7 ACC

#	Player	Total		3-Ptr		Rebounds			PF	TP	A	TO	Blk
---	--------	-------	--	-------	--	----------	--	--	----	----	---	----	-----

2015-16 BOX SCORES

Official Basketball Box Score -- Game Totals -- Final Statistics
Virginia Tech vs Virginia
02/07/16 2 p.m. at JPJ Arena, Charlottesville, Va.
Virginia Tech 66 • 15-8, 3-7 ACC

#	Player		Total		3-Ptr		Rebounds			PF	TP	A TO Blk Stl			Min	
			FG-FGA	FT-FTA	FG-FGA	FT-FTA	Off	Def	Tot			A	TO	Blk		Stl
02	Sidney Cook	f	8-14	0-3	7-8	4	10	14	0	23	0	2	2	0	38	
04	Hannah Young	f	5-12	4-8	2-2	0	5	5	2	16	2	5	0	1	37	
24	Tajjah Campbell	f	2-4	0-0	5-6	2	8	10	3	9	0	1	1	2	33	
05	Vanessa Panouis	g	0-6	0-2	0-0	1	2	3	1	0	2	2	0	0	26	
12	Chanette Hicks	g	3-7	0-0	5-7	0	4	4	4	11	8	3	0	2	34	
22	Alana Gilmer		0-0	0-0	0-0	0	0	0	0	0	0	0	0	0	1	
23	Rachel Camp		1-2	0-0	3-3	0	1	1	2	5	0	3	0	1	11	
25	Samantha Hill		0-1	0-0	0-0	0	0	0	1	0	0	1	0	0	11	
30	Tara Nahodil		0-0	0-0	0-0	0	0	0	0	0	0	0	0	0	2	
40	Dominique Powell		1-1	0-0	0-0	0	0	0	3	2	0	0	0	0	6	
45	Khadedra Croker		0-0	0-0	0-0	0	0	0	0	0	0	0	0	0	1	
Team						1	4	5			1					
Totals				20-47	4-13	22-26	8	34	42	16	66	12	18	3	6	200
1st - FG %:			7-14	50.0%	2nd: 3-13	23.1%	3rd: 6-11	54.5%	4th: 4-9	44.4%	Game: 20-47		42.6%	Deadball		Rebounds
3FG %:			1-4	25.0%	1-3	33.3%	1-4	25.0%	1-2	50.0%	4-13		30.8%			
FT %:			3-4	75.0%	3-4	75.0%	4-5	80.0%	12-13	92.3%	22-26		84.6%			

Virginia 46 • 13-11, 3-7 ACC

#	Player		Total		3-Ptr		Rebounds			PF	TP	A TO Blk Stl				Min
			FG-FGA	FT-FTA	FG-FGA	FT-FTA	Off	Def	Tot			A	TO	Blk	Stl	
21	Lauren Moses	f	5-15	0-0	3-4	3	4	7	3	13	1	0	0	1	37	
32	Mone Jones	f	1-2	0-0	0-0	1	2	3	5	2	0	1	1	1	15	
01	Mikayla Venson	g	4-13	0-5	0-0	0	2	2	3	8	3	3	0	0	36	
10	J'Kyra Brown	g	0-2	0-1	0-0	0	3	3	2	0	0	1	0	0	26	
12	Breyana Mason	g	4-12	1-3	5-6	1	6	7	3	14	3	3	0	2	33	
00	Debra Ferguson		0-1	0-0	0-0	0	0	0	0	0	0	0	0	0	1	
02	Jae'Lisa Allen		0-0	0-0	0-0	0	0	0	0	0	0	0	0	0	1	
23	Aliyah Huland El		2-6	0-3	3-4	1	2	3	3	7	0	4	0	2	26	
44	Sydney Umeri		0-5	0-0	2-2	0	0	0	4	2	1	1	1	2	25	
	Team					1	3	4								
Totals			16-56	1-12	13-16	7	22	29	23	46	8	13	2	8	200	
1st - FG %:			7-14	50.0%	2nd: 2-10	20.0%	3rd: 4-16	25.0%	4th: 3-16	18.8%	Game: 16-56	28.6%	Deadball		Rebounds	
3FG %:			1-3	33.3%	0-4	0.0%	0-3	0.0%	0-2	0.0%	1-12	8.3%	Rebounds		2	
FT %:			0-0	0.0%	7-10	70.0%	4-4	100.0%	2-2	100.0%	13-16	81.3%	Rebounds		2	

Officials: Billy Smith, Angela Lewis, Kevin Sparrock
 Technical fouls: Virginia Tech-None. Virginia-None.
 Attendance: 4052
 UVA: Mone Jones fouled out at 7:27 (IV)

Score by periods	1st	2nd	3rd	4th	Total
Virginia Tech	18	10	17	21	66
Virginia	15	11	12	8	46

Points	In	Off	2nd	Fast	Bench
VA	14	11	4	2	9

Last FG - VT 4th-01:53, VA 4th-00:33.
 Largest lead - VT by 22 4th-00:51, VA by 2 1st-08:47.
 VT led for 37:04. VA led for 00:24. Game was tied for 02:32.

Score tied - 3 times.
 Lead changed - 1 time.

Official Basketball Box Score -- Game Totals -- Final Statistics
Virginia vs Boston College
2/14/16 5:02 p.m. at Silvio O. Conte Forum, Chestnut Hill, MA
Virginia 61 • 14-12; 4-8 ACC

		Total	3-Ptr		Rebounds										
#	Player	FG-FGA	FG-FGA	FT-FTA	Off	Def	TP	PF	TP	A	TO	Blk	Stl	Min	
21	Lauren Moses	f	5-11	0-0	1-3	6	9	15	3	11	1	3	2	0	35
44	Sydney Umeri	f	3-4	0-0	0-0	1	3	4	4	6	0	0	0	1	26
01	Mikayla Venson	g	6-13	3-4	4-4	0	2	2	1	19	4	1	0	0	37
12	Breyana Mason	g	4-8	0-1	0-0	0	2	2	2	8	3	2	0	2	29
20	Faith Randolph	g	2-12	0-1	0-0	2	3	5	1	4	6	4	0	1	36
23	Aliyah Huland El		6-11	1-3	0-0	2	1	3	1	13	3	1	1	1	25
32	Mone Jones		0-3	0-0	0-0	1	1	2	3	0	1	1	0	1	12
Team						0	7	7			1				
Totals			26-62	4-9	5-7	12	28	40	15	61	18	13	3	6	200
1st - FG %:		9-21	42.9%	2nd: 7-16	43.8%	3rd: 6-14	42.9%	4th: 4-11	36.4%	Game: 26-62	41.9%	Deadball		Rebounds	
3FG %:		1-3	33.3%	2-3	66.7%	0-2	0.0%	1-1	100.0%	4-9	44.4%	Rebounds		2	
FT %:		0-2	0.0%	2-2	100.0%	1-1	100.0%	2-2	100.0%	5-7	71.4%	Rebounds		2	

Boston College 50 • 13-12; 1-11 ACC

#	Player		Total		3-Ptr	Rebounds					PF	TP	A	TO	Blk	Stl	Min
			FG-FGA	FT-FTA	FG-FGA	FT-FTA	Off	Def	Tot								
13	Coulombe,Alexa	f	2-4	0-0	1-1	1	2	3	0	5	0	2	0	0	0	22	
34	Fasoula,Mariella	c	7-10	0-0	0-0	0	5	5	3	14	0	4	1	0	0	26	
11	Boudreau,Nicole	g	1-6	1-5	0-0	1	2	3	4	3	2	3	0	1	0	34	
21	Mosetti,Martina	g	1-2	0-0	2-2	0	2	2	0	4	2	2	0	1	0	13	
23	Hughes,Kelly	g	3-14	1-6	0-0	1	5	6	2	7	2	2	0	0	0	36	
01	Jones,Stephanie		0-0	0-0	0-0	0	1	1	1	0	2	3	0	0	0	9	
14	Edwards,Kailey		3-12	1-3	1-1	0	1	1	2	8	4	0	0	1	0	28	
22	Daley,Emilee		3-8	1-5	0-0	1	3	4	0	7	2	0	0	3	0	19	
42	Quandt,Katie		1-2	0-0	0-2	1	1	2	2	2	1	1	1	0	0	13	
Team						4	2	6									
Totals				21-58	4-19	4-6	9	24	33	14	50	15	17	2	6	200	
1st - FG %:			6-12	50.0%	2nd: 4-12	33.3%	3rd: 4-17	23.5%	4th: 7-17	41.2%	Game: 21-58	36.2%	Deadball				Rebounds
3FG %:			0-2	0.0%	1-3	33.3%	0-5	0.0%	3-9	33.3%	4-19	21.1%					
FT %:			0-0	0.0%	3-3	100.0%	0-2	0.0%	1-1	100.0%	4-6	66.7%					

Officials: Eric Brewton, Mark Hardcastle, Joanne Aldrich
 Technical fouls: Virginia-None. Boston College-None.
 Attendance: 522

Score by periods	1st	2nd	3rd	4th	Total
Virginia	19	18	13	11	61
Boston College	12	12	8	18	50

Points	In	Off	2nd	Fast	Bench
VA	24	17	7	4	13
BC	24	6	2	2	17

Last FG - VA 4th-00:27, BC 4th-01:12.
 Largest lead - VA by 19 3rd-06:38, BC by 2 1st-09:37.
 VA led for 34:19. BC led for 01:14. Game was tied for 04:05.

Score tied - 4 times.
 Lead changed - 1 time.

Official Basketball Box Score -- Game Totals -- Final Statistics
VIRGINIA vs LOUISVILLE
2/18/16 7:02PM at KFC Yum! Center, Louisville,KY
VIRGINIA 59 • 14-13,4-9

		Total		3-Ptr		Rebounds									
#	Player	FG-FGA	FG-FGA	FT-FTA	Off	Def	Tot	PF	TP	A	TO	Blk	Stl	Min	
21	Lauren Moses	f	4-7	0-0	0-0	4	2	6	3	8	0	1	0	1	25
44	Sydney Umeri	f	0-0	0-0	0-0	0	1	1	4	0	0	1	1	0	23
01	Mikayla Venson	g	2-8	1-4	2-2	1	1	2	3	7	2	4	0	0	38
12	Breyana Mason	g	5-15	1-2	0-0	0	7	7	0	11	2	3	0	0	39
20	Faith Randolph	g	7-17	0-2	3-4	2	4	6	2	17	2	3	0	5	39
10	J'Kyra Brown		3-4	1-2	0-0	1	0	1	1	7	0	1	0	0	7
23	Aliyah Huland El		2-4	1-1	0-0	0	0	0	4	5	0	0	1	0	16
32	Mone Jones		1-2	0-0	2-2	0	3	3	4	4	1	0	0	1	13
Team						1	0	1							
Totals			24-57	4-11	7-8	9	18	27	21	59	7	13	2	7	200
1st - FG %:		8-19	42.1%	2nd: 5-12	41.7%	3rd: 5-12	41.7%	4th: 6-14	42.9%	Game: 24-57	42.1%	Deadball		Rebounds	
3FG %:		3-5	60.0%	2-4	50.0%	1-2	50.0%	1-2	50.0%	4-11	36.4%	Rebounds		0	
FT %:		0-1	0.0%	4-4	100.0%	1-1	100.0%	1-2	50.0%	7-8	87.5%	Rebounds		0	

LOUISVILLE 74 • 21-6,12-1

#	Player	Total	
---	--------	-------	--

2015-16 BOX SCORES



Official Basketball Box Score -- Game Totals -- Final Statistics North Carolina vs Virginia 2/25/16 7 p.m. at JPJ Arena, Charlottesville, Va.

North Carolina 68 • 14-16, 4-11 ACC

#	Player		Total		3-Ptr		Rebounds				PF	TP	A TO Blk Stl				Min
			FG	FGA	FG	FGA	FT	FTA	Off	Def			Tot	A	TO	Blk	
30	Summers, Hillary	f	7-13	0-0	2-4		1	7	8	2	16	0	3	0	0	38	
31	Johnson, Erika	f	1-3	0-0	1-2	0	0	4	4	4	3	2	2	1	0	21	
05	Watts, Stephanie	g	6-14	1-6	1-3	4	6	10	3	14	2	6	2	2	2	36	
10	Cherry, Jamie	g	4-8	1-3	3-4	1	5	6	3	12	4	2	1	1	37		
24	Walker, Destinee	g	6-15	2-6	4-4	2	4	6	2	18	3	4	0	1	39		
01	McGirt, Rachel		0-1	0-0	0-0	0	0	0	0	0	0	0	0	0	2		
22	Bryant, N'Dea		2-3	0-0	1-4	1	1	2	4	5	1	1	1	0	27		
Team							5	4	9								
Totals			26-57	4-15	12-21	14	31	45	18	68	12	18	5	4	200		
1st FG %: 6-14 42.9% 2nd: 1-15 6.7% 3rd: 6-13 46.2% 4th: 10-18 55.6% Game: 26-57 45.6% Deadball 3FG %: 3-4 75.0% 1-2 50.0% 0-5 0.0% 0-18 0.0% 4-15 26.7% Rebounds 1-6 16.7% 3-5 60.0% 3-5 60.0% 1-15 6.7% 1-17 5.9%																	

Virginia 72 • 16-13, 6-9 ACC

		Total			3-Ptr		Rebounds									
#	Player		FG	FGA	FT	FTA	Off	Def	Tot	PF	TP	A	TO	Blk	Stl	Min
21	Lauren Moses	f	1-1	0-0	0-0					2	2	0	1	0	0	7
44	Sydney Umeri	f	1-4	0-0	1-1	3	1	4	1	3	1	0	0	1	1	17
01	Mikayla Venson	g	7-17	3-8	6-6	0	3	3	2	23	3	2	0	0	3	39
12	Breyana Mason	g	5-16	0-4	3-4	1	2	3	2	13	1	2	0	1	1	35
20	Faith Randolph	g	5-14	0-3	1-1	3	4	7	3	11	1	2	0	0	0	35
10	J'Kyra Brown		4-9	2-3	2-2	4	3	7	3	12	0	0	0	0	1	17
23	Aliyah Huland El		2-9	0-3	2-2	2	5	7	3	6	1	1	0	2	2	24
32	Mone Jones		1-4	0-0	0-0	2	3	5	3	2	0	0	1	0	2	26
Team							2	2	4							
Totals			26-74	5-21	15-16	17	23	40	19	72	7	8	1	8	200	
1st FG: 6-19		31.6%	2nd: 7-19	36.8%	3rd: 8-20	40.0%	4th: 5-16	31.3%	Game: 26-74	35.1%	5-21		23.8%	Deadball		
3FG: 0-3		0.0%	2nd: 1-2	0.0%	1-4	25.0%	2-4	50.0%	5-21	23.8%	1-0		0.0%	Rebounds		

Officials: Billy Smith, Bob Enterline, Fatou Cissoko-Stephens
Technical fouls: North Carolina-None. Virginia-None.
Attendance: 3109

Score by periods	1st	2nd	3rd	4th	Total
North Carolina	16	10	19	23	68
Virginia	12	17	18	25	72

Last FG - NC 4th-00:11, VA 4th-00:06.
Largest lead - NC by 7 1st-04:40, VA by 8 3rd-05:54.
NC led for 14:25. VA led for 21:53. Game was tied for 03:42.

Score tied - 7 times.
Lead changed - 8 times.

Official Basketball Box Score -- Game Totals -- Final Statistics Virginia vs Virginia Tech 02/28/16 2:00 PM at Cassell Coliseum, Blacksburg, Va.

Virginia 55 • 16-13, 6-10

#	Player	Total			3-Ptr			Rebounds			PF	TP	A	TO	Blk	Stl	Min
		FG-FGA	FG-FGA	FT-FTA	Off	Def	Tot										
21	Lauren Moses	f	3-5	0-0	1-2	2	10	12	3	7	0	3	0	0	0	34	
44	Sydney Umeri	f	0-0	0-0	0-0	0	1	1	0	0	0	0	0	0	1	10	
01	Mikayla Venson	g	6-14	4-8	0-0	0	2	2	3	16	2	2	0	0	0	40-	
12	Breyana Mason	g	5-14	0-4	0-0	1	5	6	1	10	3	0	0	1	1	36	
20	Faith Randolph	g	3-10	1-2	4-4	2	0	2	2	11	3	0	0	0	0	38	
10	J'Kyra Brown		0-1	0-1	0-0	0	0	0	0	0	0	1	1	0	0	3	
23	Aliyah Huland El		5-13	1-6	0-0	2	3	5	4	11	1	2	0	0	0	27	
32	Mone Jones		0-2	0-0	0-0	0	0	0	1	0	0	1	0	0	0	12	
Team						2	4	6									
Totals			22-59	6-21	5-6	9	25	34	14	55	9	9	1	2	2	200	
1st: FG: 5-15 33.3% 2nd: 6-13 46.2% 3rd: 6-13 46.2% 4th: 5-18 27.8% Game: 22-59 37.3% Deadball																	

Virginia Tech 60 • 17-12, 5-11

#	Player		Total		3-Ptr		Rebounds			PF	TP	A	TO	Blk	Stl	Min
			FG-FGA	FG-FG%	FT-FTA	Off	Def	Total								
04	Hannah Young	f	1-6	0-4	4-4	0	4	4	3	6	1	2	1	0	36	
24	Tajah Campbell	f	7-7	0-0	0-0	2	4	6	3	14	0	1	1	2	29	
04	Dominique Powell	f	2-4	0-0	0-2	1	2	3	0	4	1	0	1	0	9	
05	Vanessa Panousis	f	2-7	2-5	0-0	0	1	1	0	6	0	1	0	0	31	
25	Samantha Hill	g	0-1	0-1	0-2	0	0	0	1	0	0	1	0	0	17	
02	Sidney Cook		3-13	1-4	0-0	1	6	7	2	7	4	3	0	0	27	
11	Regan Magarity		1-4	0-0	2-2	0	5	5	1	4	0	0	1	2	16	
12	Chanette Hicks		6-11	0-0	7-8	2	6	8	3	19	4	1	0	0	35	
Team						1	1	2								
Totals			22-53	3-14	13-18	7	29	36	13	60	10	9	4	4	200	
1st: FG: 5-13 38.5% 2nd: 5-13 38.5% 3rd: 4-14 28.6% 4th: 8-19 41.5% Game: 22-53 41.5% Deadball																

Officials: Bryan Burnette, Edward Sidlasky, Geraldine Smith
Technical fouls: Virginia-None. Virginia Tech-None.
Attendance: 2710

Score by periods	1st	2nd	3rd	4th	Total
Virginia	11	16	17	11	55
Virginia Tech	11	13	12	24	60

Last FG - VA 4th-01:04, VT 4th-01:18.
Largest lead - VA by 10 4th-09:43, VT by 6 4th-05:10.
VA led for 26:00. VT led for 08:26. Game was tied for 05:34.

Score tied - 4 times.
Lead changed - 10 times.

Official Basketball Box Score -- Game Totals -- Final Statistics Virginia vs Duke 03/03/06 2:00 pm at the Greensboro Coliseum

Virginia 53 • 16-15, 6-10 ACC

		Total	3-Ptr		Rebounds											
#	Player	FG-FGA	FG-FGA	FT-FTA	Off	Def	Tot	PF	TP	A	TO	Blk	Stl	Min		
21	Lauren Moses	f	5-7	0-0	1-6	3	0	3	4	11	3	3	2	35		
01	Mikayla Venson	g	3-11	2-5	0-0	0	5	5	2	8	3	4	0	1	39	
12	Breyana Mason	g	0-5	0-2	0-0	0	0	0	1	0	0	1	0	0	28	
20	Faith Randolph	g	5-11	1-3	0-0	2	2	4	4	11	2	5	0	0	23	
23	Aliyah Huland El	g	6-15	3-5	1-2	2	4	6	5	16	3	2	3	1	35	
00	Debra Ferguson		0-1	0-0	0-0	1	0	1	4	0	0	0	3	1	8	
10	J'Kyra Brown		2-6	2-4	1-2	1	4	5	1	7	1	1	0	1	17	
32	Mone Jones		0-2	0-0	0-0	0	0	0	0	0	0	1	0	0	5	
44	Sydney Umeri		0-1	0-0	0-0	1	0	1	2	0	0	0	0	0	10	
Team						5	2	7								
Totals			21-59	8-19	3-10	15	17	32	23	53	12	17	8	6	200	
1st FG %		7-19	36.8%	41.7%	3rd: 4-17	23.5%	4th: 5-11	45.5%	Game: 21-59		35.6%	8-19	42.1%	Deadball Rebounds		
2nd: 5-12		41.7%	1-4	0-5	0-0	0.0%	4-5	80.0%	3-10		30.0%					
FT %		0-0	0.0%	1-2	50.0%	1-4	25.0%									

Duke 57 • 20-11, 8-8 ACC

#	Player		Total		3-Ptr		Rebounds			PF	TP	A				Min
			FG	FGA	FG	FGA	FT	FTA	Off			Def	Tot	To	Blk	
11	Azura Stevens	f	6-15	1-3	1-2		9	6	15	0	14	0	1	2	1	36
22	Oderah Chidom	f	7-12	0-0	6-7		5	4	9	3	20	0	6	2	0	32
30	Amber Henson	c	2-4	0-1	0-0		1	2	3	5	4	0	2	0	0	16
03	Angela Salvadores	g	3-13	0-7	3-4		1	2	3	2	9	3	4	1	2	35
13	Crystal Primim	g	0-8	0-0	0-0		1	1	2	1	0	2	1	0	0	29
12	Mercedes Riggs		0-0	0-0	0-0		0	0	0	0	0	0	0	0	0	4
14	Faith Suggs		0-4	0-3	0-0		0	2	2	1	0	0	1	0	0	10
15	Kyra Lambert		2-6	0-1	5-8		2	5	7	3	9	1	1	1	2	31
35	Erin Mathias		0-2	0-0	1-2		1	0	1	1	1	0	1	1	0	7
Team							4	3	7							
Totals			20-64	1-15	16-23		24	25	49	16	57	6	17	7	5	200
1st: FGs: 6-10 60.0% 2nd: 6-22 27.3% 3rd: 6-22 27.3% 4th: 2-10 20.0% Game: 20-64 31.3% Deadball Rebounds 8.1																
3FG: 1-1 0.0% FT: 1-2 50.0% 4-5 80.0% 0-4 0.0% 10-12 83.3% 1-15 6.7% 16-23 69.6%																

Officials: Eric Brewton, Dennis DeMayo, Norma Jones
Technical fouls: Virginia-None. Duke-None.
Attendance: 2114

Game 5 of the 2016 ACC Women's Tournament
#8-seed Duke advances to face #1-seed Notre Dame, Friday at 2:00 pm

Score by periods	1st	2nd	3rd	4th	Total
Virginia	17	12	9	15	53
Duke	13	17	13	14	57

Last FG - VA 4th-02:45, DU 4th-04:50.
Largest lead - VA by 9 1st-02:21, DU by 8 3rd-03:06.
VA led for 19:11. DU led for 19:02. Game was tied for 01:47.

Score tied - 2 times.
Lead changed - 11 times.

Official Basketball Box Score -- Game Totals -- Final Statistics UVA vs VCU 03/17/16 7:00 P.M. at Richmond, Va. (Stuart C. Siegel Center)

UVA 52 • 17-15, 6-10

		Total	3-Ptr		Rebounds											
#	Player	FG	FGA	FT	FTA	Off	Def	Tot	PF	TP	A	TO	Blk	Stl	Min	
10	J'Kyra Brown	*	2-9	2-6	2-2	0	3	3	3	8	0	2	0	0	30	
12	Breyana Mason	*	1-6	0-0	2-2	0	5	5	2	4	3	3	0	2	32	
20	Faith Randolph	*	7-15	3-6	4-4	1	4	5	2	21	3	1	0	2	39	
21	Lauren Moses	*	0-0	0-0	1-2	2	3	5	2	1	1	3	0	0	22	
23	Aliyah Huland El	*	2-8	0-2	4-4	1	2	3	4	8	3	6	2	4	38	
00	Debra Ferguson		3-5	0-0	0-0	1	2	3	3	6	0	0	0	1	13	
02	Jae'Lisa Allen		0-0	0-0	0-0	0	0	0	0	0	0	0	0	0	2	
32	Mone Jones		2-3	0-1	0-1	1	0	1	0	4	0	0	0	0	10	
44	Sydney Umeri		0-0	0-0	0-0	0	0	0	1	0	1	3	1	0	14	
Team						1	2	3			1					
Totals			17-46	5-15	13-15	7	21	28	17	52	11	19	3	9	200	
1st FG %: 4-12 33.3%		2nd: 5-12 41.7%	3rd: 3-9 33.3%	4th: 5-13 38.5%	Game: 17-46 37.0%					Deadball Rebounds						
2nd FT %: 4-4 100.0%		0-1 0.0%	2-2 100.0%	5-15 33.3%												
		0-1 0.0%		7-8 87.5%												
				13-15 86.7%												



2015-16 BOX SCORES

Official Basketball Box Score -- Game Totals -- Final Statistics Virginia vs Rutgers 03/20/16 2 p.m. at The RAC - Piscataway, N.J.

Virginia 71 • 18-15

#	Player	Total		3-Ptr		Rebounds			PF	TP	A	TO	Blk	Stl	Min
		FG-FGA	FG-FGA	FT-FTA	Off Def Tot										
21	Lauren Moses	f	5-11	0-1	3-4	2 4 6	2 13	1 2 0 0	29						
10	J'Kyra Brown	g	2-6	0-2	0-1	2 8 10	4 4	1 1 0 1	24						
12	Breyana Mason	g	3-11	2-3	2-4	2 2 4	4 10	0 2 0 0	39						
20	Faith Randolph	g	7-12	0-1	9-9	0 4 4	3 23	3 1 0 3	34						
23	Aliyah Huland El	g	6-10	1-3	4-6	0 3 3	3 17	1 2 0 0	30						
00	Debra Ferguson		1-2	0-0	0-0	2 2 4	1 2	1 1 0 0	22						
02	Jae'Lisa Allen		0-1	0-0	0-0	0 0 0	0 0	0 0 0 0	1						
13	Emily Battle		0-0	0-0	0-0	0 0 0	0 0	0 0 0 0	1						
32	Mone Jones		1-2	0-0	0-0	0 2 2	3 2	1 2 0 1	7						
44	Sydney Umeri		0-0	0-0	0-0	0 2 2	0 0	0 0 0 0	13						
Team						3 5 8									
Totals			25-55	3-10	18-24	11 32 43	20 71	8 11 0 5	200						
1st - FG %:		6-14	42.9%	2nd: 6-16	37.5%	3rd: 11-15	73.3%	4th: 2-10	20.0%	Game: 25-55	45.5%	Deadball			
3FG %:		1-4	25.0%	1-4	25.0%	1-2	50.0%	0-0	0.0%	3-10	30.0%	Rebounds			
FT %:		2-2	100.0%	4-4	100.0%	3-4	75.0%	9-14	64.3%	18-24	75.0%	3			

Rutgers 55 • 19-15

#	Player	Total		3-Ptr		Rebounds			PF	TP	A	TO	Blk	Stl	Min
		FG-FGA	FG-FGA	FT-FTA	Off Def Tot										
02	Copper, Kahleah	f	7-12	0-1	5-13	0 5 5	1 19	4 0 1 2	33						
01	Hollivay, Rachel	c	3-4	0-0	2-7	0 7 7	0 8	0 1 1 1	37						
03	Scaife, Tyler	g	6-13	1-5	0-0	0 5 5	4 13	3 3 1 0	38						
04	Canty, Briyona	g	0-3	0-0	0-0	0 0 0	2 0	3 4 1 0	26						
12	Sanders, Khadaizha	g	4-9	2-5	0-0	2 2 4	3 10	1 0 0 0	27						
10	Ferruggiaro, Alana		0-0	0-0	0-0	0 0 0	0 0	0 0 0 0	1						
11	Jeune, Aliyah		2-7	0-3	0-0	1 1 2	1 4	1 0 0 0	19						
21	Jeune, Ashli		0-1	0-1	1-2	1 0 1	1 1	1 1 0 4	5						
32	Keeling, Desiree		0-0	0-0	0-0	0 0 0	1 0	0 0 0 1	3						
33	Alfano, Alex		0-1	0-0	0-0	0 0 0	3 0	0 0 0 0	5						
40	Harris, Victoria		0-0	0-0	0-0	0 0 0	0 0	0 0 0 0	1						
43	Butts, Ariel		0-0	0-0	0-0	0 1 1	0 0	0 0 0 0	5						
Team						0 1 1									
Totals			22-50	3-15	8-22	4 22 26	16 55	13 9 4 8	200						
1st - FG %:		7-16	43.8%	2nd: 4-12	33.3%	3rd: 5-11	45.5%	4th: 6-11	54.5%	Game: 22-50	44.0%	Deadball			
3FG %:		1-4	25.0%	1-4	25.0%	0-2	0.0%	1-5	20.0%	3-15	20.0%	Rebounds			
FT %:		1-6	16.7%	0-2	0.0%	3-6	50.0%	4-8	50.0%	6-22	27.3%	6			

Officials: Geraldine Smith, Nykeasha Thompson, Jeff Smith
Technical fouls: Virginia-None. Rutgers-None.
Attendance: 597
WNIT Second Round - Winner advances to play Hofstra

Score by periods	1st	2nd	3rd	4th	Total
Virginia	15	17	26	13	71
Rutgers	16	9	13	17	55

Last FG - VA 4th-04:37, RU 4th-01:37.
Largest lead - VA by 22 3rd-03:08, RU by 3 1st-04:26.
VA led for 33:08, RU led for 04:05, Game was tied for 02:47.

Points	In Paint	Off T/O	2nd Chance	Fast Break	Bench
VA	24	12	11	10	4
RU	26	8	4	10	5

Score tied - 3 times.
Lead changed - 6 times.

Official Basketball Box Score -- Game Totals -- Final Statistics Virginia vs Hofstra 3/22/16 7 p.m. at Hempstead, N.Y. (Mack Sports Complex)

Virginia 57 • 18-16

#	Player	Total		3-Ptr		Rebounds			PF	TP	A	TO	Blk	Stl	Min
		FG-FGA	FG-FGA	FT-FTA	Off Def Tot										
21	Lauren Moses	f	5-13	0-0	6-6	3 6 9	2 16	0 4 1 1	36						
10	J'Kyra Brown	g	3-9	0-3	1-2	4 1 5	3 7	1 1 0 3	30						
12	Breyana Mason	g	4-11	1-3	3-5	2 2 4	2 12	0 3 0 2	40						
20	Faith Randolph	g	4-14	0-4	5-7	7 3 10	2 13	2 6 0 3	36						
23	Aliyah Huland El	g	2-8	1-1	0-0	0 3 3	2 5	0 5 0 1	28						
00	Debra Ferguson		0-0	0-0	0-0	0 0 0	2 0	0 3 0 0	4						
32	Mone Jones		2-2	0-0	0-0	1 1 2	1 4	1 2 0 1	24						
44	Sydney Umeri		0-0	0-0	0-0	0 0 0	0 0	0 0 0 0	2						
Team						2 3 5									
Totals			20-57	2-11	15-20	19 19 38	14 57	4 25 1 11	200						
1st - FG %:		6-15	40.0%	2nd: 3-11	27.3%	3rd: 6-16	37.5%	4th: 5-15	33.3%	Game: 20-57	35.1%	Deadball			
3FG %:		1-3	33.3%	0-0	0.0%	1-5	20.0%	0-3	0.0%	2-11	18.2%	Rebounds			
FT %:		3-4	75.0%	6-7	85.7%	3-3	100.0%	3-6	50.0%	15-20	75.0%	2			

Hofstra 65 • 25-8

#	Player	Total		3-Ptr		Rebounds			PF	TP	A	TO	Blk	Stl	Min
		FG-FGA	FG-FGA	FT-FTA	Off Def Tot										
20	White, Anjie	f	6-10	0-0	1-2	1 9 10	4 13	5 3 0 4	35						
21	King-Gilchrist, J.	f	3-8	3-8	0-2	2 3 5	3 9	1 2 0 2	30						
12	Faulk, Darius	g	4-5	0-0	1-1	0 2 2	3 9	4 3 0 4	29						
13	Leon, Aleana	g	7-10	1-3	0-0	3 2 5	2 15	1 0 1 3	35						
22	Askin, Olivia	g	0-0	0-0	0-0	0 0 0	0 0	0 0 0 0	3						
00	Loftus, Kelly		2-8	1-4	2-2	0 1 1	1 7	4 6 1 2	26						
01	Jackson, Asia		2-3	1-2	0-0	1 0 1	2 5	0 2 0 0	8						
11	Luciano, Krystal		2-10	1-7	2-2	0 4 4	4 7	4 4 0 1	29						
34	Dongmo, Sandra		0-0	0-0	0-0	1 0 1	1 0	0 2 0 0	5						
Team						2 0 2									
Totals			26-54	7-24	6-9	10 21 31	20 65	19 23 2 16	200						
1st - FG %:		8-17	47.1%	2nd: 3-13	23.1%	3rd: 7-12	58.3%	4th: 8-12	66.7%	Game: 26-54	48.1%	Deadball			
3FG %:		4-8	50.0%	2-9	22.2%	1-4	25.0%	0-3	0.0%	7-24	29.2%	Rebounds			
FT %:		3-4	75.0%	0-2	0.0%	1-1	100.0%	2-2	100.0%	6-9	66.7%	2			

Officials: Joe Vaszily, Rachelle Jones, Tiara Cruse
Technical fouls: Virginia-None. Hofstra-None.
Attendance: 344
WNIT Third Round

Score by periods	1st	2nd	3rd	4th	Total
Virginia	16	12	16	13	57
Hofstra	23	8	16	18	65

Last FG - VA 4th-01:06, HOFSTRA 4th-01:24.
Largest lead - VA by 6 1st-02:46, HOFSTRA by 10 3rd-08:22.
VA led for 03:56, HOFSTRA led for 32:26, Game was tied for 03:37.

Points	In Paint	Off T/O	2nd Chance	Fast Break	Bench
VA	24	18	14	0	4
HOFSTRA	32	31	5	22	19

Score tied - 7 times.
Lead changed - 4 times.

SERIES RECORDS



Opponent	Rec.	Last Meeting	Streak
Alabama	2-1	L, 73-70	12/21/12 L1
Ala.-Birmingham	1-0	W, 81-63	12/29/06 W1
Alabama State	1-0	W, 106-21	12/29/96 W1
Albany	1-0	W, 59-34	12/28/04 W1
American	3-1	L, 69-67	11/24/96 L1
Appalachian State	2-0	W, 74-58	03/22/12 W2
Arkansas State	1-1	W, 57-55	02/13/00 W1
Arizona	3-1	W, 70-65	11/28/03 W1
Arizona State	0-1	L, 60-50	11/11/04 L1
Auburn	5-1	W, 69-52	11/19/15 W2
Augusta	1-0	W, 76-38	12/19/89 W1
Baylor	1-0	W, 80-51	01/24/99 W1
Boston College	14-5	W, 61-50	02/14/16 W3
Bowling Green	1-0	W, 68-39	12/08/15 W1
Bridgewater	5-1	W, 77-52	02/23/79 W3
Brown	1-0	W, 111-49	12/28/98 W1
Bucknell	1-0	W, 81-48	01/02/89 W1
Butler	1-0	W, 88-54	12/29/99 W1
California	2-2	L, 59-50	11/27/11 L2
Cal-St. Northridge	1-0	W, 75-69	12/29/00 W1
Campbell	1-1	W, 77-60	11/20/79 W1
Canisius	1-0	W, 92-36	11/26/91 W1
Central Florida	1-0	W, 76-47	11/25/06 W1
Charleston	0-1	L, 76-44	12/21/77 L1
Charleston Southern	1-0	W, 85-65	12/18/15 W1
Charlotte	4-1	L, 79-74	03/26/11 L1
Clemson	41-30	W, 65-48	02/21/16 W3
Cleveland State	4-0	W, 100-60	12/16/06 W4
Clinch Valley	1-0	W, 61-50	02/15/75 W1
Colorado	3-0	W, 74-59	01/02/10 W3
Connecticut	2-4	L, 75-45	12/05/07 L4
Coppin State	4-0	W, 75-40	12/28/15 W4
Creighton	1-0	W, 63-60	12/29/93 W1
Dartmouth	3-0	W, 83-70	01/23/05 W3
Davidson	1-1	L, 67-57	12/28/14 L1
Delaware State	3-0	W, 100-62	12/06/14 W3
DePaul	2-0	W, 75-63	01/09/88 W2
Drake	0-1	L, 67-53	03/22/80 L1
Drexel	2-0	W, 72-66	12/29/14 L1
Duke	32-36	L, 57-53	03/03/16 L24
Duquesne	1-0	W, 99-36	11/29/86 W1
East Carolina	2-2	W, 80-67	12/06/08 W1
East Tennessee St.	3-0	W, 83-66	12/29/10 W3
Eastern Mennonite	1-0	W, 59-39	01/25/75 W1
Emory & Henry	2-1	W, forfeit	01/23/76 W2
Fairfield	1-0	W, 110-64	11/22/91 W1
Fairleigh Dickinson	1-0	W, 83-35	12/02/07 W1
Florida	3-1	L, 81-68	12/29/02 L1
Florida Gulf Coast	1-0	W, 85-56	12/21/13 W1
Fla. International	4-0	W, 74-61	11/30/14 W4
Florida State	34-16	L, 70-48	01/21/16 L3
Fordham	2-0	W, 105-55	12/29/94 W2
Furman	1-1	W, 74-43	12/08/09 W1
George Mason	5-0	W, 87-49	11/27/84 W5
Georgetown	7-0	W, 52-45	02/08/04 W7
Geo. Washington	10-1	L, 70-68	11/12/07 L1
Georgia	2-2	L, 69-53	12/20/09 L1
Georgia State	1-0	W, 61-60	12/17/82 W1
Georgia Tech	54-16	W, 78-67	01/17/16 W1
Gonzaga	0-1	L, 69-62	11/30/08 L1
Grambling	1-0	W, 100-79	11/26/99 W1
Green Bay	1-1	W, 68-59	11/26/15 W1
Hampton	2-0	W, 51-48	11/16/01 W2
Hartford	0-2	L, 70-53	11/25/03 L2
Harvard	1-0	W, 54-48	12/03/05 W1
Hawaii	1-1	W, 60-43	11/26/11 W1
High Point	3-0	W, 73-54	11/11/13 W3
Hofstra	1-1	L, 65-57	03/22/16 L1
Hollins	2-0	W, 53-41	01/12/76 W2
Holy Cross	2-0	W, 80-39	12/29/05 W2
Houston	0-1	L, 67-64	12/04/04 W1

Opponent	Rec.	Last Meeting	Streak
Howard	3-0	W, 74-53	12/21/14 W3
Illinois	4-1	L, 86-63	12/03/14 L1
Indiana	3-0	W, 65-49	12/01/11 W3
Iowa	0-3	L, 85-73	12/02/15 L3
Iowa State	0-1	L, 66-48	11/25/10 L1
James Madison	15-8	L, 63-46	11/08/13 L1
Kansas	1-1	L, 86-84	11/25/94 L1
Kansas State	0-1	L, 49-46	11/29/13 L1
Kent State	1-1	L, 85-74	01/24/00 L1
Lafayette	1-0	W, 103-41	12/07/90 W1
Lamar	1-0	W, 85-70	03/23/91 W1
Liberty	9-2	W, 61-60	11/19/13 W3
Long Beach St.	0-1	L, 73-71	01/15/81 L1
Long Island	3-0	W, 76-59	12/05/03 W3
Longwood	11-4	W, 81-46	11/22/15 W9
Louisiana Tech	4-2	W, 95-82	11/16/13 W2
Louisville	2-3	L, 74-59	02/18/16 L2
Loyola (Md.)	4-0	W, 71-49	03/20/11 W4
Lynchburg	2-0	W, 58-25	01/31/75 W2
Maine	3-0	W, 86-66	12/28/06 W3
Manhattan	2-0	W, 86-68	11/15/09 W2
Marist	1-0	W, 68-61	03/21/09 W1
Marquette	3-0	W, 76-71	11/29/08 W3
Marshall	4-0	W, 78-56	12/29/07 W4
Mary Baldwin	1-0	W, 51-48	02/13/75 W1
Mary Washington	6-0	W, 60-27	02/14/76 W6
Maryland	44-37	W, 86-72	01/23/14 W1
Md. Eastern Shore	1-0	W, 81-46	12/17/13 W1
Massachusetts	1-0	W, 53-38	12/29/11 W1
Memphis State	2-0	W, 76-75	03/15/87 W2
Mercer	1-0	W, 93-52	11/30/85 W1
Miami (Fla.)	9-7	W, 76-56	01/03/16 W1
Michigan	2-2	L, 73-53	12/05/13 L2
Michigan State	1-0	W, 91-74	12/29/90 W1
Middle Tenn. St.	2-0	W, 70-66	11/13/15 W2
Minnesota	2-3	W, 90-68	11/29/12 W2
Monmouth	1-0	W, 73-45	12/18/08 W1
Morehead State	1-0	W, 88-43	02/04/08 W1
Morgan State	4-0	W, 69-56	03/17/11 W4
Mount St. Mary's	7-0	W, 81-58	11/14/10 W7
Navy	2-0	W, 54-47	11/22/80 W2
Nevada-Las Vegas	1-0	W, 74-73	12/02/89 W1
New Hampshire	0-1	L, 63-62	12/27/81 L1
NJIT	1-0	W, 81-54	12/05/15 W1
Norfolk State	7-5	W, 86-50	11/16/15 W3
North Carolina	33-50	W, 72-68	02/25/16 W1
N. Carolina A&T	2-0	W, 88-59	12/28/10 W2
NC State	39-34	L, 63-52	01/27/16 L1
Northeastern	3-0	W, 81-20	12/19/95 W3
North Florida	1-0	W, 90-57	02/06/07 W1
Northwestern	1-1	W, 76-55	12/05/04 W1
Notre Dame	2-3	L, 74-46	01/07/16 L3
Ohio State	2-7	L, 93-73	12/21/15 L1
Oklahoma State	1-0	W, 76-61	03/21/91 W1
Old Dominion	14-19	L, 69-62	03/19/15 L2
Pacific	1-0	W, 101-79	01/01/87 W1
Pennsylvania	4-0	W, 68-65	11/12/12 W4
Penn State	4-3	L, 82-69	03/12/99 L3
Pepperdine	1-0	W, 74-62	03/17/00 W1
Pittsburgh	2-4	L, 58-55	01/24/16 L4
Princeton	2-0	W, 69-57	12/29/13 W2
Providence	3-0	W, 61-42	11/18/12 W3
Purdue	1-0	W, 56-49	12/03/09 W1
Queens	1-0	W, 61-52	12/28/80 W1
Radford	8-7	W, 75-47	11/16/14 W7
Randolph-Macon	2-0	W, 75-33	11/28/78 W2
R.M. Woman's Col.	3-0	W, 47-45	12/04/75 W3
Rhode Island	3-0	W, 89-53	01/09/08 W3
Richmond	15-3	W, 71-51	12/29/15 W4
Rider	5-0	W, 83-38	12/28/08 W5
Roanoke	2-1	W, 61-44	02/12/76 W2



SERIES RECORDS

VIRGINIA VS 2016-17 OPPONENTS

Opponent	Rec.	Last Meeting	Streak
Robert Morris	1-0	W, 86-59	11/28/93 W1
Rutgers	6-4	W, 71-55	03/20/16 W1
St. Bonaventure	1-0	W, 72-64	01/04/10 W1
St. Francis (Pa.)	6-0	W, 82-66	01/05/09 W6
St. John's	2-0	W, 90-51	01/26/91 W2
St. Joseph's	4-4	W, 48-42	03/18/06 W1
Saint Mary's (Ca.)	1-0	W, 62-49	12/19/14 W1
St. Peter's	3-0	W, 91-59	11/24/90 W3
Samford	1-0	W, 69-60	12/28/09 W1
San Diego State	1-0	W, 38-34	12/29/81 W1
Santa Clara	1-0	W, 62-60	12/30/97 W1
Scranton	1-0	W, 110-50	12/02/83 W1
Seton Hall	2-0	W, 85-65	12/02/06 W2
Siena	1-0	W, 83-43	12/27/99 W1
South Carolina	3-2	L, 66-64	11/15/07 L1
S. Carolina Upstate	1-0	W, 110-63	11/18/09 W1
South Dakota St.	1-1	W, 78-66	11/27/09 W1
South Florida	1-0	W, 73-71	03/22/07 W1
Southern Cal	2-1	W, 78-68	12/30/95 W1
Southern Illinois	1-0	W, 81-60	11/24/89 W1
So. Methodist	1-0	W, 77-68	03/13/98 W1
SW Missouri St.	1-0	W, 67-63	03/19/94 W1
Stanford	1-3	L, 91-69	03/22/97 L3
Stephen F. Austin	1-0	W, 74-72	03/17/91 W1
Sweet Briar	1-0	W, 72-23	12/08/75 W1
Syracuse	3-4	L, 91-57	02/11/16 L4
TCU	1-0	W, 59-55	11/27/10 W1
Temple	4-1	W, 71-65	11/29/06 W4
Tennessee	3-14	L, 76-67	11/28/13 L1
Tennessee Tech	2-0	W, 75-54	11/27/94 W2
Texas	3-4	L, 79-53	11/25/11 L1
Toledo	1-1	L, 64-62	11/28/14 L1
Towson	1-0	W, 102-44	12/11/98 W1
Troy State	1-0	W, 96-74	03/14/97 W1
Tulane	0-3	L, 67-62	11/28/15 L3
UCLA	2-0	W, 77-55	12/29/95 W2
UC Santa Barbara	2-1	W, 86-52	03/23/08 W1
UMBC	2-0	W, 61-46	12/18/10 W2
UNC-Greensboro	3-0	W, 71-44	11/21/03 W3
Utah	2-0	W, 65-57	11/28/08 W2
Vanderbilt	4-2	W, 73-66	11/23/12 W2
Villanova	1-2	W, 69-50	12/29/88 W1
Va. Common.	15-6	W, 52-50	03/17/16 W13
Virginia State	6-2	W, 76-41	12/02/80 W2
Virginia Tech	45-12	L, 60-55	02/28/16 L2
Virginia Union	6-1	W, 67-50	12/08/81 W1
Wagner	2-0	W, 84-41	12/28/11 W2
Wake Forest	66-5	W, 52-50	01/10/16 W3
Washington	1-0	W, 85-64	11/28/99 W1
Wayland Baptist	1-0	W, 67-62	03/20/80 W1
West Virginia	5-3	L, 68-58	11/24/13 L3
William & Mary	10-0	W, 71-49	12/02/99 W10
Wisconsin	2-1	W, 84-60	11/30/07 W1
Wisc. Green Bay	0-1	L, 69-67	03/21/10 L1
Wright State	1-0	W, 74-56	11/20/05 W1
Xavier	2-0	W, 71-62	11/20/14 W2
Yale	1-0	W, 92-41	12/28/05 W1

BOSTON COLLEGE: 14-5

11-4 in ACC Games#

2-1 in ACC Tournament Games*

2-0 in WNIT Games%

Date	Score	Mar.	W/L	Site
12/29/83	58-46	+12	W	A
03/19/00	74-70	+4	W	%H
01/26/06	57-43	-14	L	#A
03/02/06	57-54	+3	W	*N
01/14/07	65-63	+2	WOT	#H
02/28/08	67-57	+10	W	#A
02/22/09	90-70	+20	W	#H
01/21/10	70-68	+2	W	#A
02/20/11	73-50	-23	L	#H
03/24/11	53-48	+5	W	%H
01/21/12	69-58	+11	W	#H
03/01/12	72-41	+31	W	#A
01/24/13	69-57	+12	W	#H
03/07/13	66-57	-9	L	*N
02/06/14	69-65	-4	L	#A
03/05/14	74-59	+15	W	*N
01/15/15	68-56	+12	W	#H
02/14/16	61-50	+11	W	#R

Home 7-1, Away 5-2, Neutral 2-1

BOWLING GREEN: 1-0

Date	Score	Mar.	W/L	Site
12/08/15	68-39	+29	W	H

Home 1-0

CLEMSON: 41-30

37-25 in ACC Games#

4-5 in ACC Tournament Games*

Date	Score	Mar.	W/L	Site
01/21/78	86-58	-28	L	#A
02/09/78	73-59	-14	L	*H
01/20/79	62-59	-3	L	#H
01/19/80	88-71	-17	L	#A
02/08/80	78-76	-2	L	*N
01/12/81	77-67	+10	W	#H
02/13/82	76-65	-11	L	#A
01/22/83	76-71	-5	L	#H
02/23/83	86-84	-2	LOT	#A
01/05/84	83-75	+8	W	#H
01/21/84	77-76	+1	W	#A
01/19/85	75-67	-8	L	#A
02/20/85	66-63	-3	L	#H
01/11/86	96-89	+7	WOT	#A
02/22/86	90-79	+11	W	#H
01/31/87	83-77	+6	W	#A
02/14/87	82-66	+16	W	#H
02/06/88	67-64	+3	W	#H
02/20/88	85-77	-8	L	#A
03/06/88	66-57	+9	W	*N
01/11/89	64-63	+1	W	#A
02/18/89	93-84	-9	L	#H
01/31/90	67-64	+3	W	#H
02/17/90	71-63	+8	W	#A
03/04/90	84-66	+18	W	*N
01/09/91	81-75	+6	W	#A
02/16/91	89-62	+27	W	#H
03/03/91	65-62	-3	L	*N
01/18/92	85-52	+33	W	#H
02/22/92	85-81	+4	W	#A
01/13/93	61-60	-1	L	#A
02/20/93	87-70	+17	W	#H
03/07/93	79-71	+8	WOT	*N
01/03/94	69-65	+4	W	#H
02/19/94	70-61	-9	L	#A
01/01/95	76-67	+9	W	#A
01/28/95	78-55	+23	W	#H
01/02/96	63-59	-4	L	#H
01/28/96	57-45	-12	L	#A
03/02/96	75-67	-8	L	*N
01/04/97	58-44	-14	L	#H
01/29/97	75-65	+10	W	#A
03/01/97	77-75	-2	LOT	*N
01/05/98	74-67	-7	L	#A
02/05/98	72-55	+17	W	#H
01/02/99	67-66	+1	WOT	#A
01/31/99	75-55	+20	W	#H

01/20/00	77-74	+3	W2OT	#H
02/17/00	72-63	+11	W	#A
01/15/01	87-71	-16	L	#H
01/15/01	78-71	-7	L	#A
01/07/02	79-68	-11	L	#H
02/07/02	65-73	-8	L	#A
01/02/03	63-62	-1	L	#A
02/03/03	69-54	+15	W	#H
01/02/04	58-55	-3	L	#H
01/25/04	60-56	-4	L	#A
01/16/05	68-49	+19	W	#H
02/26/06	83-64	+19	W	#H
02/25/07	86-85	+1	W	#A
03/01/07	89-82	+7	W	*N
02/21/08	83-71	+12	W	#H
01/08/09	75-67	+8	W	#A
02/04/10	82-60	+22	W	#H
01/30/11	84-74	-10	L	#A
01/08/12	54-47	+7	W	#A
02/12/12	68-36	+32	W	#H
02/21/13	64-62	-2	L	#A
02/02/14	80-43	+37	W	#H
02/01/15	77-72	+5	W	#A
02/21/16	65-48	+17	W	#H

Home 22-10, Away 15-16, Neutral 4-4

COPPIN STATE: 4-0

Date	Score	Mar.	W/L	Site
12/20/95	87-42	+45	W	H
12/18/12	54-44	+10	W	H
12/28/13	70-45	+25	W	H
12/28/15	75-40	+35	W	H

Home: 4-0

DAYTON

First Meeting

DUKE: 32-36

31-31 in ACC Games#

1-5 in ACC Tournament Games*

Date	Score	Mar.	W/L	Site
12/05/77	73-55	+18	W	#A
01/24/79	68-61	+7	W	#A
11/25/79	74-58	+16	W	#H
01/23/80	65-63	-2	L	#A
12/10/80	73-57	+16	W	#H
01/27/82	80-63	-17	L	#A
12/30/82	73-63	-10	L	#A
02/05/83	66-63	+3	W	#H
11/29/83	72-58	+14	W	#A
02/04/84	82-66	+16	W	#H
01/05/85	75-58	+17	W	#A
02/02/85	74-66	+8	W	#H
01/18/86	90-76	+14	W	#H
02/01/86	81-67	+14	W	#A
01/24/87	71-43	+28	W	#H
02/21/87	77-76	-1	L	#A
01/12/88	72-49	+23	W	#A
02/27/88	79-67	+12	W	#H
01/07/89	78-66	+12	W	#H
02/11/89	99-81	+18	W	#A
01/16/90	84-74	-10	L	#A
02/10/90	86-62	+20	W	#H
01/05/91	95-56	+39	W	#A
02/09/91	86-61	+25	W	#H
02/01/92	81-54	+27	W	#A
02/15/92	93-48	+45	W	#H
03/07/92	81-55	+26	W	*N
01/09/93	76-57	+19	W	#H
02/13/93	97-61	+36	W	#A
01/25/94	87-66	+21	W	#A
02/12/94	73-60	+13	W	#H
01/10/95	78-62	+16	W	#H
02/12/95	67-61	+6	W	#A
03/04/95	83-82	-1	LOT	*N
01/08/96	61-60	+1	W	#A
02/10/96	72-69	-3	L	#H
01/06/97	62-55	+7	W	#H
02/19/97	86-56	+30	W	#A
01/23/98	93-66	-27	L	#A

UVA VS 2016-17 OPPONENTS



DUKE (Cont.)

02/22/98	85-78	-7	LOT	#H
01/04/99	84-68	-16	L	#A
02/04/99	66-56	-10	L	#H
12/05/99	83-62	-21	L	#A
01/30/00	61-49	+12	W	#H
01/22/01	71-68	-3	L	#H
02/22/01	76-53	-23	L	#A
12/06/01	107-73	-34	L	#H
1/20/02	86-69	-17	L	#A
03/03/02	71-67	-4	L	*N
01/09/03	60-59	-1	L	#H
02/10/03	75-48	-27	L	#A
01/18/04	63-52	-11	L	#H
02/19/04	87-54	-33	L	#A
01/14/05	87-65	-31	L	#H
02/10/06	88-65	-23	L	#A
02/02/07	76-61	-15	L	#H
03/02/07	79-58	-21	L	*N
02/24/08	78-70	-8	L	#A
02/05/09	81-67	-14	L	#H
03/06/09	76-53	-23	L	*N
02/26/10	83-65	-18	L	#A
02/24/11	71-48	-23	L	#H
01/02/12	66-77	-11	L	#A
02/08/13	62-41	-11	L	#H
01/16/14	90-55	-35	L	#A
02/12/15	71-45	-26	L	#H
02/04/16	67-52	-15	L	#R
03/03/16	57-53	-4	L	*N

Home 17-14, Away 14-17, Neutral 1-5

FLORIDA STATE: 34-16

32-14 in ACC Games#

2-1 in ACC Tournament Games*

Date	Score	Mar.	W/L	Site
12/08/90	92-77	+15	W	H
01/03/92	87-60	+27	W	#A
01/27/92	81-43	+38	W	#H
01/06/93	78-66	+12	W	#A
01/30/93	76-68	+8	W	#H
12/21/93	86-56	+30	W	#H
02/04/94	59-50	+9	W	#A
01/17/95	76-60	+16	W	#A
02/18/95	79-45	+34	W	#H
01/16/96	91-58	+33	W	#H
02/16/96	81-40	+41	W	#A
03/01/96	73-54	+19	W	*N
01/19/97	67-57	+10	W	#A
02/16/97	73-44	+29	W	#H
01/02/98	75-62	+13	W	#H
02/01/98	83-76	+7	WOT	#A
01/22/99	80-71	+9	W	#A
02/21/99	73-55	+18	W	#H
01/09/00	76-73	+3	W	#A
02/10/00	74-59	+15	W	#H
01/24/01	60-58	-2	L	#A
02/25/01	77-65	+12	W	#H
03/03/01	83-77	-6	L	*N
01/23/02	66-62	+4	W	#H
02/24/02	57-54	+3	W	#A
01/23/03	55-46	-9	L	#A
02/23/03	63-54	+9	W	#H
01/23/04	82-80	+2	WOT	#A
02/22/04	73-71	-2	L	#H
01/31/05	77-62	+15	W	#A
03/05/05	71-67	+4	WOT	*N
01/08/06	60-46	-14	L	#A
01/29/06	67-58	-9	L	#H
01/28/07	63-47	-16	L	#A
02/18/07	79-77	-2	L	#H
01/26/08	69-66	+3	WOT	#A
02/10/08	77-58	+19	W	#H
01/23/09	80-75	-5	L	#H
02/24/09	68-63	+5	W	#A
01/07/10	68-50	-18	L	#A
02/22/10	59-58	-1	L	#H
01/09/11	61-51	-10	L	#A
02/07/11	78-74	-4	L	#H
01/29/12	62-52	+10	W	#H
02/26/12	66-57	+9	W	#H
03/03/13	72-60	+12	W	#H
01/19/14	85-68	+17	W	#A
03/02/14	82-70	-12	L	#A
02/15/15	65-56	-9	L	#H
01/21/16	70-48	-22	L	#R

Home 17-7, Away 15-8, Neutral 2-1

GEORGIA: 2-2

Date	Score	Mar.	W/L	Site
12/02/95	94-65	+29	W	H
12/04/96	77-56	-21	L	R
01/02/09	62-60	+2	W	H
12/20/09	69-53	-14	L	R

Home 2-0 Away 0-2

GEORGIA TECH: 54-16

45-14 in ACC Games#

8-2 in ACC Tournament Games*

Date	Score	Mar.	W/L	Site
11/24/79	85-44	+31	W	H
01/17/81	66-42	+24	W	#H
02/13/81	61-49	+12	W	*A
01/16/82	75-45	+30	W	#H
02/15/82	56-51	+5	W	#A
11/21/82	80-59	+21	W	#H
02/14/83	55-54	-1	L	#A
01/23/84	75-65	+10	W	#A
02/18/84	89-50	+49	W	#H
03/02/84	75-58	+27	W	*N
01/21/85	71-47	+24	W	#A
02/16/85	97-67	+30	W	#H
11/24/85	86-52	+34	W	#H
02/15/86	82-64	+18	W	#A
03/01/86	90-64	+26	W	*N
01/17/87	76-66	+10	W	#A
02/11/87	78-56	+22	W	#H
01/20/88	90-69	+21	W	#H
02/25/88	91-68	+22	W	#A
01/21/89	105-80	-25	L	#A
02/04/89	91-74	+17	W	#H
01/20/90	97-77	+20	W	#H
02/03/90	94-65	+29	W	#A
03/03/90	73-65	+8	W	*N
01/19/91	98-72	+26	W	#A
02/02/91	98-94	+4	W	#H
01/25/92	79-74	+5	W	#H
02/08/92	86-62	+24	W	#A
03/09/92	70-69	+1	W	*N
01/23/93	107-81	+26	W	#A
02/05/93	88-53	+35	W	#H
01/22/94	88-75	+13	W	#H
02/06/94	82-54	+28	W	#A
01/21/95	73-53	+20	W	#H
02/20/95	61-53	+8	W	#A
01/20/96	79-58	+21	W	#A
02/20/96	80-62	+18	W	#H
01/16/97	74-53	+21	W	#H
02/13/97	72-60	-12	L	#A
02/28/97	77-63	+14	W	*N
12/06/97	84-65	-19	L	#A
01/30/98	93-57	+36	W	#H
01/14/99	82-62	+20	W	#H
02/18/99	86-73	+13	W	#A
01/03/00	83-70	+13	W	#H
02/03/00	66-65	+1	W	#A
01/07/01	70-65	-5	L	#A
02/08/01	87-70	-17	L	#H
01/10/02	92-61	-31	L	#A
02/11/02	85-79	+6	W	#H
03/02/02	60-58	+2	W	*N
01/16/03	74-63	+11	W	#H
02/16/03	56-54	+2	W	#A
01/12/04	60-59	+1	W	#H
02/12/04	65-55	-10	L	#A
01/10/05	61-38	+23	W	#A
02/23/06	57-51	+6	W	#H
02/22/07	73-49	-24	L	#A
03/02/08	103-101	+2	W2OT	#H
03/07/08	52-43	+9	W	*N
03/01/09	74-66	-8	L	#A
01/24/10	57-55	+2	W	#H
01/13/11	68-48	-20	L	#A
01/25/12	63-53	-10	L	#A
01/10/13	62-51	+11	W	#A
02/03/13	65-62	-3	L	#H
02/14/14	95-76	-19	L	#A
01/25/15	68-62	-6	L	#H
01/17/16	78-67	+11	W	#R

Home 27-3, Away 19-11, Neutral 7-0

ILLINOIS CHICAGO:

First Meeting

LOUISVILLE: 2-3

1-3 in ACC Games#

Date	Score	Mar.	W/L	Site
02/09/85	74-60	+14	W	H
01/18/15	67-55	-12	L	#A
03/01/15	75-59	+16	W	#H
01/14/16	59-41	-18	L	#H
02/18/16	74-59	-15	L	#R

Home 2-1, Away 0-2, Neutral 0-0

MIAMI (Fla.): 9-7

7-6 in ACC Games#

0-1 in ACC Tournament Games*

1-0 in WNIT Games%

Date	Score	Mar.	W/L	Site
12/28/87	78-69	+9	W	A
02/10/05	66-60	-6	L	#H
01/22/06	77-65	+12	W	#A
03/22/06	83-72	+11	W	#H
02/04/07	73-60	+13	W	#H
01/21/08	79-68	+11	W	#A
02/19/09	84-75	+9	WOT	#H
02/11/10	69-63	+6	WOT	#A
01/06/11	82-73	-9	L	#H
01/19/12	56-53	-3	L	#H
01/06/13	58-52	-6	L	#A
01/20/13	62-52	+10	W	#H
02/27/14	83-63	-20	L	#H
01/21/15	67-58	-9	L	#A
03/05/15	62-52	-10	L	*N
01/03/16	76-56	+20	W	#H

Home 5-4, Away 4-2, Neutral 0-1

MARYLAND EASTERN SHORE: 1-0

Date	Score	Mar.	W/L	Site
12/17/13	81-46	+35	W	H

Home 1-0

MIDDLE TENNESSEE STATE: 2-0

Date	Score	Mar.	W/L	Site
01/02/06	79-63	+16	W	H
11/13/15	70-66	+4	W	A

Home: 1-0 Away 1-0

NEBRASKA

First Meeting

NORTHWESTERN: 1-1

Date	Score	Mar.	W/L	Site
12/19/78	73-49	-24	L	N
12/5/04	76-55	+11	W	R

Away 1-0 Neutral 1-0

NORTH CAROLINA: 33-50

31-36 in ACC Games#

2-13 in ACC Tournament Games*

0-1 in WNIT Games%

Date	Score	Mar.	W/L	Site
02/06/76	49-40	-9	L	H
12/04/76	60-54	-6	L	A
02/10/77	71-59	+12	W	H
12/20/77	81-58	-23	L	A
01/17/78	77-66	-11	L	#H
01/10/79	85-56	-29	L	#A
02/08/79	86-51	-35	L	*N
01/05/80	66-65	-1	LOT	#H
03/21/80	68-61	-7	L	%N
11/29/80	55-51	-4	L	#A
01/09/82	74-65	-9	L	#A
02/03/82	62-60	-2	L	#H
01/15/83	78-74	+4	WOT	#H
02/12/83	88-78	-10	L	#A
01/14/84	85-72	-13	L	#A
02/09/84	88-72	+16	W	#H
03/03/84	96-68	-28	L	*N
01/13/85	64-62	+2	WOT	#H
02/05/85	77-75	-2	L	#A
03/02/85	76-55	-21	L	*N
01/25/86	84-79	+5	W	#A
02/05/86	60-58	-2	L	#H
01/10/87	81-66	+15	W	#H
01/21/87	73-63	+10	W	#A

01/30/88	81-73	+8	W	#A
02/17/88	64-57	+7	W	#H
01/18/89	92-64	+28	W	#H
02/01/89	87-79	+8	W	#A
01/22/90	81-63	+18	W	#A
02/15/90	95-46	+49	W	#H
01/29/91	92-67	+25	W	#A
02/06/91	97-60	+37	W	#H
03/02/91	90-69	+21	W	*N
01/08/92	83-68	+15	W	#A
02/26/92	65-52	+13	W	#H
03/08/92	74-55	+19	W	*N
01/03/93	72-65	-7	L	#A
02/09/93	73-67	+6	W	#H
01/12/94	77-75	+2	W	#A
02/09/94	83-74	+9	W	#H
03/06/94	77-60	-17	L	*N
01/31/95	80-64	+16	W	#H
02/05/95	88-78	+10	W	#A
01/31/96	87-71	+16	W	#H
02/12/96	85-70	+13	W	#A
01/27/97	75-71	-4	L	#H
02/23/97	70-65	-5	L	#A
01/15/98	105-100	+5	W3OT	#H
02/15/98	85-84	-1	L2OT	#H
02/27/98	76-56	-20	L	*N
01/18/99	79-68	-11	L	#H
02/14/99	82-80	-2	LOT	#H
02/28/99	83-70	-13	L	#H
01/06/00	87-68	+9	W	*N
02/07/00	66-63	-3	LOT	#A
03/05/00	67-63	-4	L	*N
01/11/01	78-76	+2	W	#A
02/11/01	76-73	+3	W	#H
01/27/02	79-64	-15	L	#A
02/21/02	78-68	-10	L	#H
01/30/03	74-54	-20	L	#A
03/02/03	69-59	+10	W	#H
03/09/03	88-78	-10	L	*N
01/29/04	75-70	-5	L	#H
02/29/04	70-64	-6	L	#A
03/06/04	64-45	-19	L	*N
02/07/05	76-56	-20	L	#H
02/24/05	89-60	-29	L	#A
03/06/05	78-72	-6	L	*N
02/12/06	72-60	-12	L	#H
03/03/06	82-56	-26	L	*N
01/08/07	96-62	-34	L	*A
02/15/08	90-82	-8	L	#H
03/08/08	80-65	-15	L	*N
01/16/09	103-74	-29	L	#H
02/15/10	82-78	+4	W2OT	#A
01/28/11	64-52	-12	L	#A
01/05/12	78-73	-5	L2OT	#H
02/03/12	64-56	-8	L	#A
01/17/13	71-60	-11	L	#H
02/20/14	80-74	-6	L	#A
02/26/15	72-70	-2	L	#A
02/25/15	72-68	+4	W	#H
Home 19-15, Away 12-22, Neutral 2-13				



UVA VS 2016-17 OPPONENTS

NC STATE (Cont.)

01/16/88	87-59	+28	W	#H
02/13/88	88-68	+20	W	#A
03/05/88	82-64	+18	W	*N
01/14/89	103-86	-17	L	#H
02/25/89	78-56	-22	L	#A
01/14/90	70-66	+4	W	#A
02/24/90	77-64	-16	L	#H
03/05/90	91-66	+3	WOT	*N
01/12/91	123-120	+3	W3OT	#A
02/23/91	95-78	+17	W	#H
01/11/92	101-70	+31	W	#H
02/29/92	76-74	+2	W	#A
01/17/93	79-73	+6	W	#H
02/27/93	76-75	+1	W	#A
01/15/94	70-44	+26	W	#A
02/27/94	81-58	+23	W	#H
01/07/95	81-73	+8	W	#A
02/09/95	80-68	+12	W	#H
01/12/96	77-69	+18	W	#H
02/07/96	72-60	+12	W	#A
01/11/97	64-62	+2	W	#A
02/09/97	91-66	+25	W	#H
01/11/98	67-59	-8	L	#H
02/12/98	70-63	-7	L	#A
01/11/99	60-46	+14	W	#A
02/10/99	67-53	+14	W	#H
01/17/00	80-73	+7	W	#A
02/20/00	60-51	+9	W	#H
01/02/01	77-64	+13	W	#H
02/01/01	71-56	-15	L	#A
01/02/02	68-52	+16	W	#A
02/03/02	61-57	+4	W	#H
01/12/03	50-49	-1	L	#A
02/13/03	58-54	+4	W	#H
03/08/03	66-56	+10	W	*N
01/15/04	66-62	+4	W	#A
02/15/04	72-67	-5	L	#H
02/03/05	62-56	-6	L	#A
01/13/06	73-63	-10	L	#H
01/25/07	71-60	-11	L	#A
02/01/08	74-49	+25	W	#H
02/15/09	60-54	-6	L	#A
01/27/10	73-60	+13	W	#H
03/05/10	66-59	-7	L	*N
02/10/11	94-92	+2	W	#A
02/05/12	55-47	+8	W	#A
01/13/13	78-59	+19	W	#H
02/28/13	80-59	-21	L	#A
02/23/14	68-66	-2	L	#A
01/29/15	71-63	-9	W	#H
01/27/16	63-52	-11	L	#R
Home 20-13, Away 16-19, Neutral 3-2				

NORTHWESTERN: 1-1

Date	Score	Mar.	W/L	Site
12/19/78	73-49	-24	L	N
12/05/04	76-55	+11	W	A

NOTRE DAME: 2-3

0-3 in ACC Games#

0-0 in ACC Tournament Games*

Date	Score	Mar.	W/L	Site
02/22/81	68-40	+28	W	N
01/04/88	79-59	+20	W	H
01/12/14	79-72	-7	L	#H
02/05/15	75-54	-21	L	#R
01/07/16	74-46	-28	L	#H
Home 1-2, Away 0-1, Neutral 1-0				

PITTSBURGH: 2-4

0-3 in ACC Games#

0-0 in ACC Tournament Games*

0-1 in WNIT Tournament Games %

Date	Score	Mar.	W/L	Site
11/25/95	103-56	+47	W	H
11/22/96	64-55	+9	W	A
03/24/06	68-58	-10	L	%A
01/05/14	79-75	-4	L	#H
02/19/15	68-63	-5	LOT	#A
01/24/16	58-55	-3	L	#H
Home 2-2, Away 0-2, Neutral 0-0				

RICHMOND: 15-3

1-0 in WNIT Tournament Games%

Date	Score	Mar.	W/L	Site
02/16/80	82-39	+43	W	H
12/09/82	78-63	+15	W	A
01/17/84	79-55	+24	W	H
12/20/88	65-63	+2	W	A
12/20/89	76-62	+14	W	H
12/04/91	88-61	+27	W	A
12/21/92	93-66	+27	W	H
12/10/94	78-50	+28	W	A
01/18/01	83-76	+7	W	H
11/19/01	72-77	-5	L	A
11/27/04	66-57	-9	L	H
12/18/05	66-45	+21	W	A
01/03/07	73-70	-3	L	A
11/18/07	80-59	+21	W	H
01/03/11	75-62	+13	W	H
12/04/11	69-56	+13	W	A
03/19/12	68-55	+13	W	%H
12/29/15	71-51	+20	W	H
Home 9-1, Away 6-2, Neutral 0-0				

RUTGERS: 6-4

1-0 in NCAA Tournament Games\$

Date	Score	Mar.	W/L	Site
02/20/83	67-63	-4	L	N
01/13/86	75-63	+12	W	H
01/13/87	81-58	-23	L	A
12/30/87	80-73	+7	W	N
03/24/88	89-75	+14	W	\$N
12/29/89	72-71	+1	WOT	N
11/24/01	53-48	-5	L	A
12/06/02	68-64	+4	W	H
11/27/15	60-48	-12	L	N
03/20/16	71-55	+16	W	A
Home: 2-0, Away: 1-2, Neutral: 3-2				

ST. JOHN'S: 2-0

1-0 in NCAA Tournament Games^

Date	Score	Mar.	W/L	Site
03/19/88	85-64	+21	W	^H
01/26/91	90-51	+39	W	H
Home: 2-0				

SYRACUSE: 3-4

0-3 in ACC Games#

0-0 in ACC Tournament Games*

Date	Score	Mar.	W/L	Site
12/29/85	85-61	+24	W	A
12/05/87	87-80	+7	W	H
12/30/99	70-59	+11	W	H
11/24/12	74-73	-1	L	N
01/26/14	84-75	-9	L	#A
01/11/15	70-58	-12	L	#A
02/11/16	91-57	-34	L	#H
Home 2-1, Away 1-2, Neutral 0-1				

VIRGINIA TECH: 45-12

20-4 in ACC Games#

Date	Score	Mar.	W/L	Site
02/04/74	39-33	-6	L	H
01/14/76	48-44	-4	L	H
12/09/76	54-52	+2	W	H
02/23/77	67-58	+9	W	A
01/09/78	54-39	+15	W	H
03/03/78	58-38	+20	W	+N
01/17/79	64-58	+6	W	A
01/14/80	48-39	+9	W	N
01/03/81	58-43	+15	W	N
03/07/81	49-41	+8	W	+N
02/06/82	63-56	-7	L	N
01/08/83	70-66	+4	W	H
01/04/84	88-70	+18	W	N
01/16/85	74-62	+12	W	H
12/10/85	87-58	+29	W	N
12/09/86	73-43	+30	W	H
12/08/87	74-57	+17	W	A
11/29/88	75-73	+2	W	H
01/03/90	79-77	+2	W	A
11/28/90	93-44	+49	W	H
12/08/92	93-59	+34	W	A
12/08/93	78-66	+12	W	H
01/13/95	69-62	-7	L	A
12/06/95	80-38	+42	W	H
02/06/97	90-41	+49	W	A
11/25/97	64-49	+15	W	H
11/30/98	81-65	-16	L	A
12/20/99	67-62	+5	W	H
11/30/00	57-56	-1	L	A
11/29/01	60-58	+2	W	H
12/03/02	72-56	-16	L	A
12/23/03	63-62	-1	L	H
01/28/05	70-67	+3	W	#H
02/13/05	61-58	+3	W	#A
01/16/06	78-59	+19	W	#A
02/02/06	65-54	-11	L	#H
01/22/07	60-58	-2	L	#H
02/15/07	79-76	+3	W	#H
01/13/08	70-57	+13	W	#H
02/17/08	62-53	+9	W	#A
01/21/09	75-69	+6	W	#A
02/08/09	69-61	+8	W	#H
03/05/09	66-57	+9	W	*N
01/18/10	70-56	+14	W	#A
02/28/10	55-46	+9	W	#H
01/23/11	72-37	+35	W	#H
02/27/11	73-71	+2	W	#A
01/12/12	52-39	+13	W	#H
02/19/12	66-40	+26	W	#A
01/03/13	52-48	+16	W	#H
02/10/13	50-47	+3	W	#A
01/09/14	67-60	+7	W	#A
02/16/14	80-64	+16	W	#H
01/04/15	62-47	+15	W	#A
02/22/15	73-59	+14	W	#H
02/07/16	66-46	-20	L	#H
02/28/16	60-55	-5	L	#R
Home 23-5, Away 16-6, Neutral 7-1				

UMBC: 2-0

Date	Score	Mar.	W/L	Site
11/13/09	68-57	+13	W	R
12/18/10	61-46	+15	W	H
Home: 1-0 Road: 1-0				

WAKE FOREST: 66-5

58-4 in ACC Games#

6-1 in ACC		Tournament Games*		
Date	Score	Mar.	W/L	Site
02/05/76	71-62	+9	W	H
12/03/76	67-51	+16	W	A
01/13/78	60-59	-1	L	#H
01/08/79	87-54	+33	W	#A
01/02/80	78-35	+43	W	#H
11/30/80	92-51	+41	W	#A
02/10/82	82-48	+34	W	#H
01/28/83	79-69	+10	W	#A
12/07/83	78-69	+9	W	#A
02/11/84	82-66	+16	W	#H
11/30/84	77-66	+11	W	#A
01/26/85	73-53	+20	W	#H
01/21/86	75-42	+33	W	#A
02/12/86	66-59	+7	W	#H
01/07/87	105-58	+47	W	#H
02/02/87	70-61	+9	W	#A
02/28/87	70-56	+14	W	*N
01/06/88	70-61	+9	W	#H
02/10/88	81-67	+14	W	#A
01/28/89	80-74	+6	W	#H
02/08/89	94-76	+18	W	#A
03/04/89	68-67	+1	WOT	*N
01/27/90	58-55	+3	W	#H
02/07/90	62-61	+1	W	#A
01/24/91	87-80	+7	W	#A
02/14/91	98-66	+32	W	#H
01/22/92	78-44	+34	W	#A
02/05/92	78-55	+23	W	#H
01/27/93	82-78	+4	W	#A
02/17/93	87-67	+20	W	#H
03/06/93	74-46	+28	W	*N
01/29/94	80-55	+25	W	#H
02/15/94	62-54	+8	W	#A
03/04/94	73-54	+19	W	*N
01/05/95	96-39	+57	W	#H
02/03/95	88-58	+30	W	#A
01/04/96	80-70	+10	W	#A
02/19/96	77-55	+22	W	#H
12/07/96	73-57	+16	W	#H
01/22/97	74-43	+31	W	#A
01/18/98	65-55	+10	W	#H
02/18/98	60-51	+9	W	#A
12/04/98	65-45	+20	W	#H
01/28/99	81-50	+31	W	#A
02/27/99	71-67	+4	W	*N
01/27/00	58-47	+11	W	#A
02/27/00	77-71	+6	W	#H
03/03/00	72-47	+25	W	*N
12/09/00	77-6	+16	W	#A
01/28/01	76-73	+3	W2OT	#H
01/13/02	65-51	+14	W	#H
02/14/02	61-55	+6	WOT	#A
01/05/03	77-66	-11	L	#A
02/06/03	64-44	+20	W	#H
02/01/04	62-61	+1	W	#A
02/26/04	75-61	+14	W	#H
01/06/05	85-83	+2	WOT	#A
02/27/05	57-54	+3	W	#H
02/18/06	81-70	+11	W	#A
01/11/07	77-70	+7	W	#H
01/06/08	69-50	+19	W	#A
01/11/09	77-59	+18	W	#H
01/31/10	64-57	-7	L	#A
02/03/11	73-46	+27	W	#H
03/03/11	74-68	-6	L	*N
02/24/12	61-55	+6	W	#H
01/27/13	69-64	+5	W	#A
02/25/13	73-68	-5	L	#H
01/30/14	64-59	+5	W	#A
01/08/15	72-70	+2	W	#H
01/10/16	52-50	+2	W	#R
Home 30-3, Away 30-2, Neutral 6-1				

Since 1990, the Cavaliers have been the No. 1 seed in the ACC tournament seven times and the No. 2 seed three times. In 2003 and 2010, Virginia captured the No. 3 seed. In 2002 and 2008, UVA was the No. 4 seed after tying for third in the regular-season standings. In 1998, 2001, and 2005, the Cavaliers were the No. 5 seed.

Virginia has won 11 regular-season titles and three tournament championships. The Cavaliers claimed their first ACC tournament championship in 1990 after finishing in second place in the regular season. That year, the Cavaliers defeated NC State, 67-64, in overtime to bring the title to Charlottesville. Virginia won back-to-back regular season and tournament championships in 1992 and 1993. The Cavaliers defeated Georgia Tech, 70-69, in the finals in 1992 and outlasted Maryland, 106-103, in triple overtime in 1993. From 1991-1996, Virginia entered the tournament as the No. 1 seed.

RECORD BY ROUND

First Round	6-3
Second Round (begun in 2014)	0-3
Quarterfinal	20-12
Semifinal	6-15
Final	3-3
Total: 70 games	35-35 (.500)

APPEARANCES

ACC Championship Game, 3-3

1987, 1988, 1990, 1992, 1993, 1994

ACC Semifinal Game, 6-15

1981, 1984, 1985, 1986, 1987, 1988, 1989, 1990, 1991, 1992, 1993, 1994, 1995, 1996, 1997, 1999, 2000, 2002, 2003, 2005, 2008

ACC Quarterfinal Game, 20-12

1978, 1979, 1980, 1981, 1982, 1983, 1984, 1985, 1986, 1987, 1988, 1989, 1990, 1991, 1992, 1993, 1994, 1995, 1996, 1997, 1998, 1999, 2002, 2003, 2004, 2005, 2006, 2007, 2008, 2009, 2010, 2012

Second Round, 0-2

2014, 2015

First Round, 6-3

2000, 2001, 2006, 2007, 2009, 2011, 2012, 2013, 2014

11 ACC REGULAR-SEASON TITLES

1984, 1986, 1987, 1988, 1991, 1992, 1993, 1994, 1995, 1996, 2000

3 ACC TOURNAMENT CHAMPIONSHIPS

1990, 1992, 1993



UVA IN THE ACC TOURNAMENT

Year	Seed	Round	Seed	Opponent	Result
1978 University Hall, Charlottesville, Va.					
	6	Quarterfinal	3	Clemson	L, 73-59
1979 Reynolds Coliseum, Raleigh, N.C.					
	5	Quarterfinal	4	North Carolina	L, 86-51
1980 Cole Field House, College Park, Md.					
	6	Quarterfinal	3	Clemson	L, 78-76
1981 Littlejohn Coliseum, Clemson, S.C.					
	2	Quarterfinal	7	Georgia Tech	W, 61-49
		Semifinal	3	Maryland	L, 50-47
1982 Reynolds Coliseum, Raleigh, N.C.					
	6	Quarterfinal	3	Maryland	L, 72-63
1983 Cumberland Memorial Auditorium, Fayetteville, N.C.					
	6	Quarterfinal	3	Maryland	L, 70-63
1984 Cumberland Memorial Auditorium, Fayetteville, N.C.					
	1	Quarterfinal	8	Georgia Tech	W, 75-58
		Semifinal	5	North Carolina	L, 96-68
1985 Cumberland Memorial Auditorium, Fayetteville, N.C.					
	3	Quarterfinal	6	Maryland	W, 64-53
		Semifinal	2	North Carolina	L, 76-55
1986 Cumberland Memorial Auditorium, Fayetteville, N.C.					
	1	Quarterfinal	8	Georgia Tech	W, 90-64
		Semifinal	5	Maryland	L, 92-68
1987 Cumberland Memorial Auditorium, Fayetteville, N.C.					
	1	Quarterfinal	8	Wake Forest	W, 70-56
		Semifinal	5	Maryland	W, 76-59
		Final	2	NC State	L, 57-56
1988 Cumberland Memorial Auditorium, Fayetteville, N.C.					
	1	Quarterfinal	8	NC State	W, 82-64
		Semifinal	5	Clemson	W, 66-57
		Final	2	Maryland	L, 76-70
1989 Cumberland Memorial Auditorium, Fayetteville, N.C.					
	4	Quarterfinal	5	Wake Forest	W, 68-67 (ot)
		Semifinal	1	Maryland	L, 89-66
1990 Cumberland Memorial Auditorium, Fayetteville, N.C.					
	2	Quarterfinal	7	Georgia Tech	W, 73-65 (s)
		Semifinal	3	Clemson	W, 84-66
		Final	1	NC State	W, 67-64 (ot)
1991 Cumberland Memorial Auditorium, Fayetteville, N.C.					
	1	Quarterfinal	8	North Carolina	W, 90-69
		Semifinal	4	Clemson	L, 65-62
1992 Winthrop Coliseum, Rock Hill, S.C.					
	1	Quarterfinal	8	Duke	W, 81-55
		Semifinal	4	North Carolina	W, 74-55
		Final	7	Georgia Tech	W, 70-69
1993 Winthrop Coliseum, Rock Hill, S.C.					
	1	Quarterfinal	8	Wake Forest	W, 74-46
		Semifinal	5	Clemson	W, 79-71 (ot)
		Final	2	Maryland	W, 106-103 (3ot)
1994 Winthrop Coliseum, Rock Hill, S.C.					
	1	Quarterfinal	8	Wake Forest	W, 73-54
		Semifinal	5	Maryland	W, 63-45
		Final	2	North Carolina	L, 77-60
1995 Winthrop Coliseum, Rock Hill, S.C.					
	1	Quarterfinal	9	Maryland	W, 68-46
		Semifinal	4	Duke	L, 83-82(ot)

Year	Seed	Round	Seed	Opponent	Result
1996 Winthrop Coliseum, Rock Hill, S.C.					
	1	Quarterfinal	9	Florida State	W, 83-50
		Semifinal	4	Clemson	L, 75-67
1997 Independence Arena, Charlotte, N.C.					
	2	Quarterfinal	7	Georgia Tech	W, 77-63
		Semifinal	6	Clemson	L, 77-75
1998 Independence Arena, Charlotte, N.C.					
	5	Quarterfinal	4	North Carolina	L, 76-56
1999 Independence Arena, Charlotte, N.C.					
	2	Quarterfinal	8	Wake Forest	W, 71-67
		Semifinal	3	North Carolina	L, 83-70
2000 Greensboro Coliseum, Greensboro, N.C.					
	1	First Round	9	Wake Forest	W, 72-47
		Semifinal	5	North Carolina	L, 67-63
2001 Greensboro Coliseum, Greensboro, N.C.					
	5	Quarterfinal	4	Florida State	L, 83-77
2002 Greensboro Coliseum, Greensboro, N.C.					
	4	Quarterfinal	5	Georgia Tech	W, 60-58
		Semifinal	1	Duke	L, 71-67
2003 Greensboro Coliseum, Greensboro, N.C.					
	3	Quarterfinal	6	NC State	W, 66-56
		Semifinal	2	North Carolina	L, 88-78
2004 Greensboro Coliseum, Greensboro, N.C.					
	7	Quarterfinal	2	North Carolina	L, 64-45
2005 Greensboro Coliseum, Greensboro, N.C.					
	5	Quarterfinal	4	Florida State	W, 71-67
		Semifinal	1	North Carolina	L, 78-72
2006 Greensboro Coliseum, Greensboro, N.C.					
	9	First Round	8	Boston College	W, 83-72
		Quarterfinal	1	North Carolina	L, 82-56
2007 Greensboro Coliseum, Greensboro, N.C.					
	7	First Round	9	Clemson	W, 89-82
		Quarterfinal	1	Duke	L, 79-58
2008 Greensboro Coliseum, Greensboro, N.C.					
	4	Quarterfinal	5	Georgia Tech	W, 52-43
		Semifinal	1	North Carolina	L, 80-65
2009 Greensboro Coliseum, Greensboro, N.C.					
	6	First Round	11	Virginia Tech	W, 66-57
		Quarterfinal	3	Duke	L, 76-53
2010 Greensboro Coliseum, Greensboro, N.C.					
	3	Quarterfinal	6	NC State	L, 66-59
2011 Greensboro Coliseum, Greensboro, N.C.					
	8	First Round	9	Wake Forest	L, 74-68
2012 Greensboro Coliseum, Greensboro, N.C.					
	6	First Round	11	Boston College	W, 72-41
		Quarterfinal	3	Maryland	L, 70-58
2013 Greensboro Coliseum, Greensboro, N.C.					
	6	First Round	11	Boston College	L, 66-57
2014 Greensboro Coliseum, Greensboro, N.C.					
	10	First Round	15	Boston College	W, 74-59
		Second Round	7	Georgia Tech	L, 77-76
2015 Greensboro Coliseum, Greensboro, N.C.					
	9	Second Round	8	Miami	L, 62-52
2016 Greensboro Coliseum, Greensboro, N.C.					
	9	Second Round	8	Duke	L, 57-53



MARY GARBER ACC FEMALE ATHLETE OF THE YEAR

1991 Dawn Staley
1992 Dawn Staley

PLAYER OF THE YEAR

1988 Donna Holt
1991 Dawn Staley
1992 Dawn Staley
1993 Heather Burge
1995 Wendy Palmer
1996 Wendy Palmer
2010 Monica Wright

ROOKIE OF THE YEAR

1989 Dawn Staley
1994 Tora Suber
2000 Schuye LaRue
2002 Brandi Teamer
2007 Monica Wright

DEFENSIVE PLAYER OF THE YEAR

(begun in 2005)
2010 Monica Wright

SIXTH PLAYER OF THE YEAR

(begun in 2008)
2011 Ariana Mooror
2014 Faith Randolph

COACH OF THE YEAR

1984 Debbie Ryan
1986 Debbie Ryan
1987 Debbie Ryan
1991 Debbie Ryan
1993 Debbie Ryan
1995 Debbie Ryan
2000 Debbie Ryan

ALL-CONFERENCE

1978 Valerie Ackerman
1979 Valerie Ackerman (2nd)
1980 Melissa Mahony (2nd)
Chrissey Reese (2nd)
Jackie LeBerge (2nd)
1984 Cathy Grimes
Lyn Anastasio
Nancy Mayer
1985 Nancy Mayer
Cathy Grimes (2nd)
Kim Silloway (2nd)
1986 Daphne Hawkins
Donna Holt
Nancy Mayer (2nd)
1987 Donna Holt
Nancy Mayer
Daphne Hawkins (2nd)
1988 Donna Holt
Daphne Hawkins
1989 Tonya Cardoza
Dawn Staley (2nd)
Tammi Reiss (2nd)
1990 Dawn Staley
Tammi Reiss (2nd)
1991 Tonya Cardoza
Dawn Staley
Tammi Reiss (2nd)

1992 Heather Burge
Dawn Staley
Tammi Reiss (2nd)
1993 Heather Burge
Dena Evans (2nd)
1994 Wendy Palmer
Tora Suber (2nd)
1995 Wendy Palmer
Jenny Boucek (2nd)
1996 Wendy Palmer
Tora Suber
1997 Tora Suber
DeMya Walker (2nd)
1998 DeMya Walker
Mimi Kennedy (2nd)
1999 DeMya Walker
Monick Foote (3rd)
Erin Stovall (3rd)
2000 Svetlana Volnaya
Schuye LaRue (2nd)
Renee Robinson (2nd)
2001 Schuye LaRue
2002 Telisha Quarles (2nd)
Brandi Teamer (2nd)
Cherrise Graham (2nd)
2003 Brandi Teamer (2nd)
LaTonya Blue (3rd)
Brandi Teamer (HM)
LaTonya Blue (2nd)
2005 Sharneé Zoll (3rd)
2006 Lyndra Littles (2nd)
2007 Lyndra Littles (2nd)
2008 Monica Wright (2nd)
Sharneé Zoll (3rd)
Lyndra Littles (3rd)
Aisha Mohammed (HM)
2009 Monica Wright
Lyndra Littles
Aisha Mohammed (HM)
2010 Monica Wright
2012 Ariana Mooror (2nd)
Ataira Franklin (HM)
2013 Ataira Franklin
2015 Faith Randolph (2nd)

COACHES ALL-ACC

2013 Ataira Franklin
2015 Faith Randolph (2nd)

ALL-FRESHMAN

1993 Wendy Palmer
1994 Tora Suber
1995 Monick Foote
1996 DeMya Walker
1997 Renee Robinson
1998 Erin Stovall
2000 Schuye LaRue
2002 Brandi Teamer
2005 Sharneé Zoll
2006 Lyndra Littles
2007 Monica Wright
2011 Ataira Franklin
2015 Mikayla Venson

ALL-DEFENSIVE TEAM

(begun in 2000)
2000 Renee Robinson
2004 LaTonya Blue
2005 LaTonya Blue
2008 Monica Wright
2010 Monica Wright
2012 Lexie Gerson
2014 Lexie Gerson

ALL-TOURNAMENT

1987 Donna Holt (MVP)
Nancy Mayer
1988 Donna Holt
Daphne Hawkins
1990 Tammi Reiss
Dawn Staley
1991 Dawn Staley
1992 Heather Burge
Tammi Reiss
Dawn Staley (MVP)
1993 Jenny Boucek (2nd)
Heather Burge
Dena Evans (2nd,
MVP)
1994 Wendy Palmer
Tora Suber (2nd)
Amy Lofstedt (2nd)
1995 Wendy Palmer
Jeffra Gausepohl
(2nd)
1996 Tora Suber
Wendy Palmer (2nd)
Tora Suber (2nd)
1997 Mimi Kennedy (2nd)
1999 DeMya Walker (2nd)
2000 Schuye LaRue (2nd)
Renee Robinson (2nd)
2002 Telisha Quarles (2nd)
2003 Cherrise Graham
2005 Tiffany Sardin (2nd)
Brandi Teamer (2nd)
2008 Monica Wright (1st)
2010 Monica Wright (2nd)

ROOKIE OF THE WEEK

Wendy Palmer 1993
Wendy Palmer 1993
Wendy Palmer 1993
Konecka Drakeford 1994
Tora Suber 1994
Tora Suber 1994
Tora Suber 1994
Monick Foote 1995
DeMya Walker 1996
Lisa Hosac 1997
Schuye LaRue 2000
Schuye LaRue 2000
Schuye LaRue 2000
Schuye LaRue 2000
Schuye LaRue 2000
Brandi Teamer 11/26/01
Brandi Teamer 12/24/01
LaTonya Blue 01/07/02
Brandi Teamer 01/14/02
Brandi Teamer 01/21/02
Brandi Teamer 02/04/02
Brandi Teamer 02/18/02
Deidra Chatman 01/20/03
Siedah Williams 12/22/03
Monica Wright 11/20/06
Monica Wright 12/04/06
Monica Wright 12/11/06
Monica Wright 01/01/07
Monica Wright 01/15/07
Monica Wright 02/05/07
Monica Wright 02/12/07
Monica Wright 02/26/07
Ariana Mooror 12/08/08
Simone Egwu 11/23/09
Ataira Franklin 02/14/11
Mikayla Venson 02/02/15

PLAYER OF THE WEEK

Kim Silloway 1984
Nancy Mayer 1985
Daphne Hawkins 1986
Donna Holt 1986
Pam Leake 1986
Pam Leake 1986
Nancy Mayer 1986
Donna Holt 1988
Tammi Reiss 1990
Dawn Staley 1990
Tammi Reiss 1991
Dawn Staley 1991
Dawn Staley 1991
Tammi Reiss 1992
Tonya Sampson 1992
Tonya Sampson 1992
Heather Burge 1993
Heather Burge 1993
Heather Burge 1993
Dena Evans 1993
Dena Evans 1993
Jeffra Gausepohl, 1994
Wendy Palmer 1994
Tora Suber 1994
Jeffra Gausepohl 1995
Wendy Palmer 1995
Wendy Palmer 1995
Wendy Palmer 1995
Wendy Palmer 1996
Wendy Palmer 1996
Tora Suber 1996
Tora Suber 1997
DeMya Walker 1997
DeMya Walker 1997
Mimi McKinney 1998
DeMya Walker 1999
DeMya Walker 1999
Erin Stovall 1999
Svetlana Volnaya 2000
Svetlana Volnaya 2000
Telisha Quarles 2000
Telisha Quarles 2001
Schuye LaRue 2001
Svetlana Volnaya 2001
Telisha Quarles 2/18/02
Brandi Teamer 2/10/03
LaTonya Blue 3/3/03
Brandi Teamer 12/30/03
LaTonya Blue 1/31/05
LaTonya Blue 2/21/05
Lyndra Littles 11/13/06
Brenna McGuire 12/18/06
Sharneé Zoll 1/1/07
Lyndra Littles 2/19/07
Monica Wright 12/3/07
Monica Wright 3/3/08
Monica Wright 11/24/08
Lyndra Littles 1/5/09
Lyndra Littles 2/2/09
Monica Wright 12/14/09
Monica Wright 1/4/10
Monica Wright 1/25/10
Monica Wright 2/15/10
Chelsea Shine 11/21/11
Sarah Imovbioh 11/17/14
Faith Randolph 3/2/15
Faith Randolph 12/28/15



ALL-ACC ACADEMIC

(begun in 1998; 3.0 or higher GPA in career for a starter or key reserve)

1999	Monick Foote
2000	Lisa Hosac Katie Tracy
2001	Elena Kravchenko
2002	Anna Crosswhite
2003	Anna Crosswhite
2004	Anna Crosswhite
2005	Kate Kreager
2007	Jayna Hartig
2011	Whitny Edwards Simone Egwu Jayna Hartig
2012	Simone Egwu
2014	Lexie Gerson
2015	Faith Randolph Breyana Mason
2016	Faith Randolph Breyana Mason

SILVER ANNIVERSARY

1987	Donna Holt
1992	Dawn Staley
1993	Dena Evans

ACC LEGENDS



WENDY
PALMER
(2005)



CATHY
GRIMES
(2006)



DENA
EVANS
(2007)



HEATHER
BURGE QUELLA
(2008)



VAL
ACKERMAN
(2009)



JENNY
BOUCEK
(2010)



NANCY
MAYER BATES
(2011)



SIEDAH
WILLIAMS
(2012)



DAPHNE
HAWKINS
(2013)



DEMYA
WALKER
(2014)



AUDRA
SMITH
(2015)



TORA
SUBER
(2016)



Postseason Appearances

29 overall (24 NCAA, 1 AIAW, 5 WNIT)
24 NCAA appearances (1984-2003,
2005, 2008-10)

NCAA Tournament

Virginia's Record by Round:

First Round	9-7
Second Round	12-5
Regional Semifinal	7-5
Regional Final	3-4
Final Four/Semifinal	1-2
Final Four/Final	0-1
Total: 57 games	(.579) 33-24

National Championship	0-1
1991	

National Semifinal	1-2
1990, 1991, 1992	

Elite Eight	3-4
1988, 1990, 1991, 1992, 1993, 1995, 1996	

Sweet Sixteen	7-5
1987, 1988, 1989, 1990, 1991, 1992, 1993, 1994, 1995, 1996, 1997, 2000	

Second Round	12-5
1987, 1988, 1989, 1990, 1991, 1992, 1993, 1994, 1995, 1996, 1997, 1998, 2000, 2003, 2005, 2008, 2009	

First Round	9-7
1984, 1985, 1986, 1994, 1995, 1996, 1997, 1998, 1999, 2000, 2001, 2002, 2003, 2005, 2008, 2009, 2010	

VIRGINIA'S RECORD BY REGION

East	(12 times)	20-13
Midwest	(6 times)	6-6
Midwest	(twice)	4-2
West	(3 times)	3-3

VIRGINIA'S SEED

#1	(3 times)	1986, 1991, 1992
#2	(3 times)	1988, 1990, 1993
#3	(4 times)	1987, 1994, 1995, 1996
#4	(4 times)	1989, 1997, 2000, 2008
#5	(3 times)	1984, 2009, 2010
#6	(3 times)	1985, 1998, 2005
#7	(never)	
#8	(twice)	2002, 2003
#9	(twice)	1999, 2001
#10-#16	(never)	

SEEDING

Year	Seed	Region
1984	#5	East
1985	#6	Midwest
1986	#1	East
1987	#3	Midwest
1988	#2	East
1989	#4	East
1990	#2	East
1991	#1	Midwest
1992	#1	East
1993	#2	East
1994	#3	Midwest
1995	#3	East
1996	#3	East
1997	#4	West
1998	#6	West
1999	#9	West
2000	#4	Midwest
2001	#9	Midwest
2002	#8	Midwest
2003	#8	Midwest
2005	#6	Minneapolis, Minn.
2008	#4	Greensboro, N.C.
2009	#5	Trenton, N.J.
2010	#5	Dayton, Ohio

VIRGINIA AT UNIVERSITY HALL

NUMBER OF TIMES HOSTED:

First Round (6)

1986, 1994, 1995, 1996, 1997, 2000
*received a first round bye in 1987,
1988, 1989, 1990, 1991, 1992, 1993

Second Round (12)

1987, 1988, 1989, 1990, 1991, 1992,
1993, 1994, 1995, 1996, 1997, 2000

Regionals (2)

1992, 1996

VIRGINIA AT JPJA

John Paul Jones Arena was a host site for the first and second rounds of the 2011 NCAA Tournament. The Cavaliers did not receive a berth to that tournament.

VIRGINIA'S WNIT RECORD

1980:

First Round

W 67-62 vs. Wayland Baptist Amarillo, Texas

Second Round

L 68-61 vs. North Carolina Amarillo, Texas

Semifinal

L 67-53 vs. Drake Amarillo, Texas

2006:

First Round

W 48-42 vs. St. Joseph's Charlottesville, Va.

Second Round

W 83-72 vs. Miami Charlottesville, Va.

Quarterfinal

L 68-58 at Pittsburgh Pittsburgh, Pa.

2007:

First Round Bye

Second Round

W 74-72 vs. Charlotte Charlottesville, Va.

Third Round

W 73-71 vs. South Florida Charlottesville, Va.

Quarterfinal

L 78-84 at Wisconsin Madison, Wis.

2011:

First Round

W 69-56 vs. Morgan State Charlottesville, Va.

Second Round

W 71-49 at Loyola (Md.) Baltimore, Md.

Third Round

W 53-48 vs. Boston College Charlottesville, Va.

Quarterfinal

L 79-74 vs. Charlotte Charlottesville, Va.

2012:

First Round

W 59-56 (OT) vs. Howard Charlottesville, Va.

Second Round

W 68-55 vs. Richmond Charlottesville, Va.

Third Round

W 74-58 vs. App State Charlottesville, Va.

Quarterfinal

L 68-59 at James Madison Harrisonburg, Va.

2015:

First Round

L 69-62 at Old Dominion Norfolk, Va.

2016:

First Round

W 52-50 at VCU Richmond, Va.

Second Round

W 71-55 at Rutgers Piscataway, N.J.

Round of 16

L 65-57 at Hofstra Hempstead, N.Y.

Total: 20 games.....12-8 record



NCAA TOURNAMENT

24 APPEARANCES & THREE FINAL FOUR APPEARANCES 33-24 (.579) IN NCAA TOURNAMENT GAMES

Year	Seed/Region	Qualified	Round	Seed/Opponent	Result	Location
1984	#5 East	At-Large	1st	#4 North Carolina State	L, 86-73	Raleigh, N.C.
1985	#6 Mideast	At-Large	1st	#3 Tennessee	L, 65-55	Knoxville, Tenn.
1986	#1 East	At-Large	1st	#8 James Madison	L, 71-62	Charlottesville, Va.
1987	#3 Mideast	At-Large	2nd	#6 Memphis State	W, 76-75	Charlottesville, Va.
	Reg. Semifinal			#2 Tennessee	L, 66-58	Knoxville, Tenn.
1988	#2 East	At-Large	2nd	#7 St. John's	W, 85-64	Charlottesville, Va.
	Reg. Semifinal			#3 Rutgers	W, 89-75	Norfolk, Va.
	Reg. Final			#1 Tennessee	L, 84-76	Norfolk, Va.
1989	#4 East	At-Large	2nd	#12 West Virginia	W, 81-68	Charlottesville, Va.
	Reg. Semifinal			#1 Tennessee	L, 80-47	Bowling Green, Ky.
1990	#2 East	ACC Champ	2nd	#7 Penn State	W, 85-64	Charlottesville, Va.
	Reg. Semifinal			#3 Providence	W, 77-71	Norfolk, Va.
	Reg. Final			#1 Tennessee	W, 79-75 OT	Norfolk, Va.
	Final Four			#1 (West) Stanford	L, 75-66	Knoxville, Tenn.
1991	#1 Midwest	At-Large	2nd	#8 Stephen F. Austin	W, 74-72	Charlottesville, Va.
	Reg. Semifinal			#5 Oklahoma State	W, 76-61	Austin, Texas
	Reg. Final			#10 Lamar	W, 85-70	Austin, Texas
	Final Four			#3 (East) Connecticut	W, 61-55	New Orleans, La.
	Nat'l Champ.			#1 (Mideast) Tennessee	L, 70-67 OT	New Orleans, La.
1992	#1 East	ACC Champ	2nd	#8 George Washington	W, 97-58	Charlottesville, Va.
	Reg. Semifinal			#4 West Virginia	W, 103-83	Charlottesville, Va.
	Reg. Final			#3 Vanderbilt	W, 70-58	Charlottesville, Va.
	Final Four			#1 (West) Stanford	L, 66-65	Los Angeles, Calif.
1993	#2 East	ACC Champ	2nd	#7 Florida	W, 69-55	Charlottesville, Va.
	Reg. Semifinal			#6 Georgetown	W, 77-57	Richmond, Va.
	Reg. Final			#1 Ohio State	L, 75-73	Richmond, Va.
1994	#3 Mideast	At-Large	1st	#14 Loyola, Md.	W, 72-47	Charlottesville, Va.
	2nd			#6 S.W. Missouri State	W, 67-63	Charlottesville, Va.
	Reg. Semifinal			#2 Southern California	L, 85-66	Fayetteville, Ark.
1995	#3 East	At-Large	1st	#14 Dartmouth	W, 71-68	Charlottesville, Va.
			2nd	#6 Florida	W, 72-67	Charlottesville, Va.
			Reg. Semifinal	#2 Louisiana Tech	W, 63-62	Storrs, Conn.
			Reg. Final	#1 Connecticut	L, 67-63	Storrs, Conn.
1996	#3 East	At-Large	1st	#14 Manhattan	W, 100-55	Charlottesville, Va.
			2nd	#6 George Washington	W, 62-43	Charlottesville, Va.
			Reg. Semifinal	#2 Old Dominion	W, 72-60	Charlottesville, Va.
			Reg. Final	#1 Tennessee	L, 52-46	Charlottesville, Va.
1997	#4 West	At-Large	1st	#13 Troy State	W, 96-74	Charlottesville, Va.
			2nd	#5 Utah	W, 65-46	Charlottesville, Va.
			Reg. Semifinal	#1 Stanford	L, 91-69	Missoula, Mont.
1998	#6 West	At-Large	1st	#11 Southern Methodist	W, 77-68	Tucson, Ariz.
			2nd	#3 Arizona	L, 94-77	Tucson, Ariz.
1999	#9 West	At-Large	1st	#8 Penn State	L, 82-69	Ruston, La.
2000	#4 Mideast	At-Large	1st	#13 Pepperdine	W, 74-62	Charlottesville, Va.
			2nd	#5 Boston College	W, 74-70	Charlottesville, Va.
			Reg. Semifinal	#1 Tennessee	L, 77-56	Memphis, Tenn.
2001	#9 Midwest	At-Large	1st	#8 Michigan	L, 81-71 OT	Notre Dame, Ind.
2002	#8 Mideast	At-Large	1st	#9 Iowa	L, 69-62	Storrs, Conn.
2003	#8 Mideast	At-Large	1st	#9 Illinois	W, 72-56	Knoxville, Tenn.
			2nd	#1 Tennessee	L, 81-51	Knoxville, Tenn.
2005	#6 Minneapolis	At-Large	1st	#11 Old Dominion	W, 79-57	Minneapolis, Minn.
			2nd	#3 Minnesota	L, 73-58	Minneapolis, Minn.
2008	#4 Greensboro	At-Large	1st	#13 UC Santa Barbara	W, 86-52	Norfolk, Va.
			2nd	#5 Old Dominion	L, 88-85 OT	Norfolk, Va.
2009	#5 Trenton	At-Large	1st	#12 Marist	W, 68-61	Los Angeles, Calif.
			2nd	#4 California	L, 99-73	Los Angeles, Calif.
2010	#5 Dayton	At-Large	1st	#12 Wisconsin-Green Bay	L, 67-69	Ames, Iowa

Bolded teams were national champions that year

RECORD VS NCAA OPPONENTS



Virginia has played 40 different opponents in 57 NCAA tournament games since 1984. The Cavaliers have an overall NCAA tournament record of 33-24.

ARIZONA (0-1)

1998 94-77.....L.....A

BOSTON COLLEGE (1-0)

2000 74-70.....W.....H

CALIFORNIA (0-1)

2009 99-73.....L.....N

CONNECTICUT (1-1)

1991 61-55.....W.....N

1995 67-63.....L.....A

DARTMOUTH (1-0)

1995 71-68.....W.....H

FLORIDA (2-0)

1993 69-55.....W.....H

1995 72-67.....W.....H

GEORGETOWN (1-0)

1993 77-57.....W.....N

GEORGE WASHINGTON (2-0)

1992 97-58.....W.....H

1996 62-43.....W.....H

GREEN BAY (0-1)

2010 69-67.....L.....N

ILLINOIS (1-0)

2003 72-56.....W.....N

IOWA (0-1)

2002 69-62.....L.....N

JAMES MADISON (0-1)

1986 71-62.....L.....H

LAMAR (1-0)

1991 85-70.....W.....N

LOUISIANA TECH (1-0)

1995 63-62.....W.....N

LOYOLA, MD (1-0)

1994 72-47.....W.....H

MANHATTAN (1-0)

1996 100-55.....W.....H

MARIST (1-0)

2009 68-61.....W.....N

MEMPHIS STATE (1-0)

1987 76-75.....W.....H

MICHIGAN (0-1)

2001 81-71 ot.....L.....N

MINNESOTA (0-1)

2005 73-58.....L.....A

NC STATE (0-1)

1984 86-73.....L.....A

OHIO STATE (0-1)

1993 75-73.....L.....N

OKLAHOMA ST. (1-0)

1991 76-61.....W.....N

OLD DOMINION (2-1)

1996 72-60.....W.....H

2005 79-57.....W.....N

2008 88-85 ot.....L.....A

PENN STATE (1-1)

1990 85-64.....W.....H

1999 82-69.....L.....N

PEPPERDINE (1-0)

2000 74-62.....W.....H

PROVIDENCE (1-0)

1990 77-71.....W.....N

RUTGERS (1-0)

1988 89-75.....W.....N

ST. JOHN'S (1-0)

1988 85-64.....W.....H

S.W. MISSOURI (1-0)

1994 67-63.....W.....H

SO. CALIFORNIA (0-1)

1994 85-66.....L.....N

SO. METHODIST (1-0)

1998 77-68.....W.....N

S.F. AUSTIN (1-0)

1991 74-72.....W.....H

STANFORD (0-3)

1990 75-66.....L.....N

1992 66-65.....L.....N

1997 81-69.....L.....N

TENNESSEE (1-8)

1985 65-55.....L.....A

1987 66-58.....L.....A

1988 84-76.....L.....N

1989 80-47.....L.....N

1990 79-75 ot.....W.....N

1991 70-67 ot.....L.....N

1996 52-46.....L.....H

2000 77-56.....L.....N

2003 81-51.....L.....A

TROY STATE (1-0)

1997 96-74.....W.....H

UC SANTA BARBARA (1-0)

2008 86-52.....W.....N

UTAH (1-0)

1997 65-46.....W.....H

VANDERBILT (1-0)

1992 70-58.....W.....H

WEST VIRGINIA (2-0)

1989 81-68.....W.....H

1992 103-63.....W.....H

NCAA TOURNAMENT HONORS

FINAL FOUR

MOST OUTSTANDING PLAYER

1991 Dawn Staley

ALL-TOURNAMENT TEAM

1991 Tonya Cardoza

Dawn Staley

1992 Dawn Staley

EAST REGIONAL

MOST OUTSTANDING PLAYER

1990 Dawn Staley

1992 Dawn Staley

ALL-TOURNAMENT TEAM

1988 Daphne Hawkins

Donna Holt

1990 Tammi Reiss

Dawn Staley

1992 Heather Burge

Dawn Staley

1993 Heather Burge

Dena Evans

1995 Wendy Palmer

Tora Suber

1996 Tora Suber

DeMya Walker

MIDWEST REGIONAL

MOST OUTSTANDING PLAYER

1991 Dawn Staley

ALL-TOURNAMENT TEAM


1991 Tonya Cardoza

Tammi Reiss

Dawn Staley



1990 FINAL FOUR TEAM



Front row (L-R): Fran Scott, Dena Evans, Carmela Franklin, Tammi Reiss, Dawn Staley, Tina Toney. Back row (L-R): Head Coach Debbie Ryan, Assistant Coach Frank DiLeo, Felicia Santelli, Tekshia Ward, Melanee Wagener, Heidi Burge, Heather Burge, Audra Smith, Allison Moore, Assistant Coach Shawn Campbell, Assistant Coach Melissa Wiggins.

1990 NCAA FINAL FOUR

March 30 & April 1, 1990 at Knoxville, Tennessee



The Cavaliers' appearance in the 1990 NCAA Final Four was the first in the history of the Virginia women's basketball program and the second for an Atlantic Coast Conference team ... Virginia advanced to the NCAA Final Four with a 79-75 overtime victory over fourth-ranked Tennessee at the ODU Fieldhouse in Norfolk, Va. ... The Cavaliers' East regional championship denied Tennessee a chance to play in the Final Four on its home court ... Virginia lost to eventual national champion Stanford, 75-66, in the semifinals at the Thompson-Boling Arena ... Dawn Staley was named MVP of the NCAA East Regional and was selected to the East Regional All-Tournament team ... Tammi Reiss was named to the NCAA East Regional All-Tournament team ... the 29 wins marked a new school record.

No.	Player	Cl.	Pos.	Ht.	Hometown	PPG	RPG	FG-Pct.	FT-Pct.
30	Heidi Burge	1	C	6-4	Palo Verdes Est., Calif.	8.2	6.4	.420	.667
34	Heather Burge	1	C	6-4	Palo Verdes Est., Calif.	12.2	6.7	.474	.535
10	Dena Evans	1	G	5-5	Deer Park, Texas	9.3	2.2	.434	.867
3	Carmela Franklin	4	G	5-6	Jacksonville, Fla.	1.5	1.7	.500	.773
44	Allison Moore	1	F	6-1	College Park, Ga.	1.0	0.6	.231	.100
32	Tammi Reiss	2	G	5-6	Eldred, N.Y.	15.3	2.8	.474	.790
52	Felicia Santelli	2	F	6-0	Scarsdale, N.Y.	0.8	0.8	.667	.333
5	Fran Scott	4	G-F	5-8	Oak Hill, Ill.	2.9	1.8	.398	.727
54	Audra Smith	2	F-C	6-2	Milledgeville, Ga.	2.7	3.8	.441	.625
24	Dawn Staley	2	G	5-6	Philadelphia, Pa.	17.9	6.7	.452	.781
15	Tina Toney	2	G	5-8	Jacksonville, Fla.	1.4	0.9	.250	.800
21	Melanee Wagener	2	F-C	6-3	Sykesville, Md.	2.6	2.0	.444	.462
20	Tekshia Ward	3	F	6-1	College Park, Ga.	6.6	5.9	.588	.492

Head Coach: Debbie Ryan


Assistant Coaches: Frank DiLeo, Shawn Campbell, Melissa Wiggins

Results (29-6, 11-3 ACC)

Nov. 24	vs. Southern IllinoisW	81-60
Nov. 25	vs. #22 VanderbiltW	76-74
Nov. 26	at HawaiiL	78-88
Dec. 1	HOLY CROSSW	72-71
Dec. 2	#9 UNLVW	74-73
Dec. 6	#18 OLD DOMINIONW	86-70
Dec. 9	at James MadisonW	67-55
Dec. 19	AUGUSTAW	76-38
Dec. 20	RICHMONDW	76-62
Dec. 28	vs. #17 AuburnW	61-59
Dec. 29	at RutgersW	(OT) 72-71
Jan. 3	at Virginia TechW	79-77
Jan. 6	at Penn StateL	77-90
Jan. 10	#14 MARYLANDW	82-79
Jan. 11	MORGAN STATEW	96-52
Jan. 14	at #12 N.C. StateW	70-66
Jan. 16	at DukeL	74-84
Jan. 20	GEORGIA TECHW	97-77
Jan. 22	at North CarolinaW	81-63
Jan. 27	WAKE FORESTW	58-55
Jan. 31	CLEMSONW	67-64
Feb. 3	at Georgia TechW	94-65
Feb. 7	at Wake ForestW	62-61
Feb. 10	DUKEW	86-62
Feb. 15	NORTH CAROLINAW	95-46
Feb. 17	at ClemsonW	71-63
Feb. 21	at MarylandL	60-63
Feb. 24	#9 N.C. STATEL	64-77
Mar. 3	Georgia Tech*W	73-65
Mar. 4	Clemson*W	84-66
Mar. 5	#9 N.C. State*W	(OT) 67-64
Mar. 17	PENN STATE \$W	85-64
Mar. 22	#18 Providence \$W	77-71 (Norfolk, Va.)
Mar. 24	#4 Tennessee \$W	(OT) 79-75 (Norfolk, Va.)
Mar. 30	#2 Stanford \$L	66-75 (Knoxville, Tenn.)

* ACC Tournament at Fayetteville, N.C.
\$ NCAA Tournament
Home 13-1, Away 8-4, Neutral 8-1

1991 FINAL FOUR TEAM



Front row (L-R): Felicia Santelli, Tonya Cardoza, Tammi Reiss, Tina Toney, Dena Evans, Danw Staley, Allison Moore. Back row (L-R): Head Coach Debbie Ryan, Assistant Coach Frank DiLeo, Katasha Artis, Melanee Wagener, Audra Smith, Heather Burge, Heidi Burge, Tekshia Ward, Wendy Toussaint, Assistant Coach Shawn Campbell, Assistant Coach Melissa Wiggins.

1991 NCAA Final Four

March 30-31, 1991 at New Orleans, Louisiana



Virginia advanced to its first national championship appearance with a 61-55 victory over Connecticut in the semifinal game on March 30, 1991. Connecticut was coached by former UVA assistant coach Geno Auriemma. Tennessee defeated defending national champion Stanford, 68-60, in the other semifinal game to advance to the final. The Lady Vols rallied to defeat Virginia in overtime, 70-67, in the national championship game. Tennessee led 27-26 at halftime, but Dawn Staley led the Cavaliers in the second half the score was tied at 60 at the end of regulation the championship was the first NCAA Final Four overtime title game. Staley scored a championship game record 28 points and added 11 rebounds. Staley was named Final Four Most Outstanding Player, marking the first time the award was given to a

player from the losing team. Tennessee's Dena Head also scored 28 points to share the scoring record. Staley and Cardoza were named to the NCAA Final Four All-Tournament team. Virginia registered the first 30-win season in school history.

No.	Player	Cl.	Pos.	Ht.	Hometown	PPG	RPG	FG-Pct.	FT-Pct.
30	Heather Burge	2	C	6-5	Palos Verdes Est., Calif.	12.7	5.6	.517	.542
34	Heidi Burge	2	C	6-5	Palos Verdes Est., Calif.	8.9	5.4	.455	.682
23	Tonya Cardoza	4	F	5-10	Roxbury, Mass.	15.6	6.1	.544	.764
10	Dena Evans	2	G	5-5	Deer Park, Texas	5.0	1.3	.352	.717
44	Allison Moore	2	F	6-1	Virginia Beach, Va.	1.2	0.9	.293	.000
32	Tammi Reiss	3	G	5-6	Eldred, N.Y.	15.4	2.9	.508	.758
52	Felicia Santelli	3	F	6-0	Scarsdale, N.Y.	0.3	0.5	.286	.000
54	Audra Smith	3	F-C	6-2	Milledgeville, Ga.	3.7	3.1	.554	.443
24	Dawn Staley	3	G	5-6	Philadelphia, Pa.	14.6	6.1	.450	.824
15	Tina Toney	4	G	5-8	Jacksonville, Fla.	1.2	1.4	.278	.450
33	Wendy Toussaint	1	F	5-11	Irvington, N.J.	1.9	1.0	.440	.652
21	Melanee Wagener	3	F-C	6-2	Mt. Airy, Md.	5.6	4.4	.517	.632
20	Tekshia Ward	4	F	6-1	College Park, Ga.	5.2	2.9	.538	.569

Head Coach: Debbie Ryan

Assistant Coaches: Frank DiLeo, Shawn Campbell, Melissa Wiggins

RESULTS (31-3, 14-0 ACC)

Nov. 24	at St. Peter's	W	91-59
Nov. 28	VIRGINIA TECH	W	93-44
Dec. 1	at #12 Texas	W	80-74
Dec. 4	at Old Dominion	W	90-59
Dec. 7	LAFAYETTE	W	103-41
Dec. 8	Florida State	W	92-77
Dec. 19	ST. FRANCIS	W	102-45
Dec. 20	MORGAN STATE	W	96-37
Dec. 28	vs. Fla. International W		78-46
Dec. 29	vs. Michigan State	W	91-74
Dec. 30	vs. Kansas	W	97-51
Jan. 3	#4 PENN STATE	L	71-73
Jan. 5	at Duke	W	95-56
Jan. 9	at #12 Clemson	W	81-75
Jan. 12	at #3 N.C. State	W	(3OT) 123-120
Jan. 16	MARYLAND	W	76-59
Jan. 19	at Georgia Tech	W	98-72
Jan. 24	at Wake Forest	W	87-70
Jan. 26	ST. JOHN'S	W	90-51
Jan. 29	at North Carolina	W	92-67
Feb. 2	GEORGIA TECH	W	98-94
Feb. 6	NORTH CAROLINA	W	97-60
Feb. 9	DUKE	W	86-61
Feb. 14	WAKE FOREST	W	98-66
Feb. 16	#23 CLEMSON	W	89-62
Feb. 20	at Maryland	W	111-74
Feb. 23	#7 N.C. STATE	W	95-78
Mar. 2	North Carolina *	W	90-69
Mar. 3	Clemson *	L	62-65
Mar. 17	#14 S. F. AUSTIN \$	W	74-72
Mar. 21	#25 Oklahoma State \$ W		76-61
	(Austin, Texas)		
Mar. 23	#24 Lamar \$	W	85-70
	(Austin, Texas)		
Mar. 30	#13 Connecticut \$ W		61-55
	(New Orleans, La.)		
Mar. 31	#4 Tennessee \$	L	(OT) 67-70
	(New Orleans, La.)		

* ACC Tournament at Fayetteville, N.C.

\$ NCAA Tournament

Home 14-1, Away 10-0, Neutral 7-2




1992 FINAL FOUR TEAM



Front row (L-R): Dena Evans, Wendy Toussaint, Allison Moore, Melanne Wagener, Dawn Staley, Tammi Reiss, Felicia Santelli, Audra Smith, Chris Lesoravage. Back row (L-R): Head Coach Debbie Ryan, Assistant Coach Frank DiLeo, Charleata Beale, Heather Burge, Heidi Burge, Amy Lofstedt, Assistant Coach Shawn Campbell, Assistant Coach Melissa Wiggins.

1992 NCAA Final Four April 4-5, 1992 at Los Angeles, California



The Cavaliers advanced to the NCAA Final Four for the third consecutive season, after defeating Vanderbilt, 70-58, to win the first NCAA East Regional in Charlottesville ... Dawn Staley was named the Most Outstanding Player of the NCAA East Regional Tournament ... Heather Burge and Staley were named to NCAA East Regional All-Tournament team ... Virginia's opponent in the national semifinal game was Stanford ... the Cavaliers led 51-44 with under eight minutes left, but Stanford rallied to take a 66-65 lead ... Stanford missed the front end of a one-and-one, and the Cavaliers grabbed the rebound ... Staley drove but was cut off on the last possession, and Melanee Wagener emerged with control and called timeout ... Virginia's last effort with 0.8 seconds remaining fell short ... Stanford defeated Western Kentucky to win the national championship ... Staley was named to the NCAA Final Four All-Tournament team.

Team ... Virginia finished the season with a school-record 32 wins ... the Cavaliers were ranked number one in the Associated Press poll and second in the USA Today poll at the end of the regular season.

No.	Player	Cl.	Pos.	Ht.	Hometown	PPG	RPG	FG-Pct.	FT-Pct.
42	Charleata Beale	1	F	6-0	Dale City, Va.	2.9	1.7	.312	.788
30	Heather Burge	3	C	6-5	Palos Verdes Est., Calif.	17.2	8.4	.554	.469
34	Heidi Burge	3	C	6-5	Palos Verdes Est., Calif.	10.0	6.0	.486	.687
10	Dena Evans	4	G	5-5	Deer Park, Texas	6.5	2.8	.429	.733
22	Chris Lesoravage	1	G	6-0	Doylestown, Pa.	2.5	1.4	.397	.294
40	Amy Lofstedt	1	F-C	6-1	Ankeny, Iowa	2.4	1.8	.413	.617
44	Allison Moore	3	F-G	6-1	Virginia Beach, Va.	0.6	0.5	.188	.750
32	Tammi Reiss	4	G	5-6	Eldred, N.Y.	16.4	4.2	.469	.815
52	Felicia Santelli	4	F	6-0	Scarsdale, N.Y.	0.8	0.7	.316	.750
54	Audra Smith	4	F-C	6-2	Milledgeville, Ga.	4.3	4.1	.605	.646
24	Dawn Staley	4	G	5-6	Philadelphia, Pa.	14.5	5.6	.484	.808
33	Wendy Toussaint	3	F	5-11	Irvington, N.J.	1.6	1.8	.571	.536
21	Melanie Wagener	4	F-C	6-2	Mt. Airy, Md.	5.1	5.0	.470	.679

Head Coach: Debbie Ryan

Assistant Coaches: Frank DiLeo, Shawn Campbell, Melissa Wiggins

Results (32-2, 15-1 ACC)

Nov. 22	FAIRFIELD	W	110-64
Nov. 23	WEST VIRGINIA	W	92-63
Nov. 26	CANISIUS	W	92-36
Nov. 30	at Temple	W	81-52
Dec. 4	at Richmond	W	88-61
Dec. 7	#13 TEXAS	W	77-47
Dec. 19	VA. COMMON.	W	101-55
Dec. 28	at UCLA	W	77-55
Dec. 29	vs. Southern Cal	W	71-52
Jan. 3	at Florida State	W	87-60
Jan. 5	at #17 Auburn	W	77-70
Jan. 8	at North Carolina	W	83-68
Jan. 11	#12 N.C. STATE	W	101-70
Jan. 15	#3 MARYLAND	L	65-67
Jan. 18	#17 CLEMSON	W	85-52
Jan. 22	at Wake Forest	W	78-44
Jan. 25	GEORGIA TECH	W	79-74
Jan. 27	FLORIDA STATE	W	81-43
Feb. 1	at Duke	W	81-54
Feb. 5	WAKE FOREST	W	78-55
Feb. 8	at Georgia Tech	W	86-62
Feb. 11	at #1 Maryland	W	75-74
Feb. 15	DUKE	W	93-48
Feb. 17	CONNECTICUT	W	64-43
Feb. 22	at #19 Clemson	W	85-81
Feb. 26	NORTH CAROLINA	W	65-52
Feb. 29	at N.C. State	W	76-74
Mar. 7	Duke *	W	81-55
Mar. 8	North Carolina *	W	74-55
Mar. 9	Georgia Tech *	W	70-69
Mar. 22	#16 GEO. WASH. \$	W	97-58
Mar. 26	#14 WEST VIRGINIA \$	W	103-83
Mar. 28	#13 VANDERBILT \$	W	70-58
Apr. 4	#3 Stanford \$	L	65-66

(Los Angeles, Calif.)
* ACC Tournament at Rock Hill, S.C.
\$ NCAA Tournament
Home 16-1, Away 12-0, Neutral 4-1

FINAL FOUR BOX SCORES



1990: NATIONAL SEMIFINAL

#2 seed VIRGINIA	38	28	-	66
#1 seed Stanford	42	33	-	75

March 30, 1990 • Thompson-Boling Arena
Knoxville, Tenn.

Virginia (29-6)	fg	3fg	ft	rb	pf	pt	a	to	bl	st	min
05 Fran Scott*	1-6	0-3	0-0	4	3	2	1	3	0	2	27
20 Tekshia Ward*	3-5	0-0	0-0	3	5	6	1	0	0	1	17
34 Heidi Burge*	3-10	0-0	1-2	8	4	7	0	3	3	0	30
24 Dawn Staley*	7-13	1-3	3-4	8	3	18	4	4	0	1	36
32 Tammi Reiss*	2-13	0-4	7-7	4	0	11	2	6	1	3	40
30 Heather Burge	5-9	0-0	4-4	7	3	14	0	2	0	2	18
54 Audra Smith	1-1	0-0	1-3	3	1	3	0	0	1	0	16
10 Dena Evans	2-6	1-3	0-0	0	2	5	1	2	0	0	15
03 Carmela Franklin	0-0	0-0	0-0	0	0	0	0	0	0	0	2
Team				3					0		
TOTALS	24-63	2-13	16-20	40	21	66	9	20	5	9	200

Shooting Pct.	FG	Pct.	3FG	Pct.	FT	Pct.
1st Half	15-35	.429	1-5	.200	7-10	.700
2nd Half	9-28	.321	1-8	.125	9-10	.900
Game	24-63	.381	2-13	.154	16-20	.800

Stanford (31-1)	fg	3fg	ft	rb	pf	pt	a	to	bl	st	min
23 Katy Steding*	5-13	2-3	6-6	8	2	18	1	1	0	0	36
44 Julie Zeilstra*	3-6	0-0	2-2	4	1	8	1	1	0	2	24
30 Trisha Stevens*	8-17	0-0	0-0	6	4	16	0	5	1	0	30
10 Jennifer Azzi*	5-9	3-5	2-4	6	3	15	5	1	0	3	38
34 Sonja Henning*	4-10	0-0	4-4	7	3	12	5	7	0	3	40
52 Val Whiting	1-11	0-0	2-4	8	2	4	0	2	2	2	26
14 Stacy Parson	1-1	0-0	0-0	0	1	2	0	0	0	1	6
Team				4					0		
TOTALS	27-67	5-8	16-20	43	16	75	12	17	3	11	200

Shooting Pct.	FG	Pct.	3FG	Pct.	FT	Pct.
1st Half	15-37	.405	4-5	.800	8-8	1.000
2nd Half	12-30	.400	1-3	.333	8-12	.667
Game	27-67	.403	5-8	.625	16-20	.800

Attendance: 20,023
Officials: Patty Broderick, Sue Kennedy
Technical: none

NATIONAL SEMIFINALS:

#1 Stanford 75, #2 Virginia 66
#2 Auburn 81, #1 Louisiana Tech 69

NATIONAL CHAMPIONSHIP:

Stanford 88, Auburn 81

1991: NATIONAL SEMIFINAL

#3 seed Connecticut	24	31	-	55
#1 seed VIRGINIA	34	27	-	61

March 30, 1991 • Lakefront Arena
New Orleans, La.

Connecticut (29-5)	fg	3fg	ft	rb	pf	pt	a	to	bl	st	min
05 Debbie Baer*	1-1	0-0	3-5	4	2	5	0	2	0	2	26
10 Laura Lishness*	2-8	0-0	2-3	4	0	6	6	4	1	0	34
21 Orly Grossman	2-3	0-1	0-0	0	2	4	3	1	0	0	18
22 Heidi Law	0-1	0-0	1-2	1	2	1	0	1	3	0	10
23 Shannon Saunders	0-0	0-0	0-0	1	1	0	0	0	0	1	5
24 Kerry Bascom*	6-14	0-0	2-2	14	3	14	1	1	0	0	33
31 Wendy Davis*	6-15	3-10	2-2	5	2	17	2	2	0	0	39
33 Meghan Pattyson*	3-10	0-0	2-2	5	3	8	2	2	0	1	35
Team				1					0		
TOTALS	20-52	3-11	12-16	35	15	55	14	13	4	4	200

Shooting Pct.	FG	Pct.	3FG	Pct.	FT	Pct.
1st Half	10-25	.400	2-5	.400	2-5	.400
2nd Half	10-27	.370	1-6	.167	10-11	.909
Game	20-52	.385	3-11	.273	12-16	.750

Virginia (31-2)	fg	3fg	ft	rb	pf	pt	a	to	bl	st	min
10 Dena Evans	0-1	0-0	0-0	1	2	0	2	0	0	0	18
20 Tekshia Ward	0-2	0-0	0-0	2	2	0	0	1	0	0	4
21 Melanee Wagener*	2-4	0-0	0-0	9	2	4	1	2	0	0	25
23 Tonya Cardoza*	6-14	0-1	4-6	6	2	16	1	2	0	3	38
24 Dawn Staley*	3-16	1-4	4-4	8	2	11	5	2	0	3	34
30 Heather Burge*	6-13	0-0	1-1	6	4	13	1	2	4	1	24
32 Tammi Reiss*	6-12	2-6	1-2	9	1	15	2	2	0	0	40
34 Heidi Burge	1-6	0-0	0-0	3	3	2	0	0	0	0	17
Team				2					0		
TOTALS	24-68	3-11	10-13	46	18	61	12	11	4	7	200

Shooting Pct.	FG	Pct.	3FG	Pct.	FT	Pct.
1st Half	15-34	.441	2-5	.400	2-2	1.000
2nd Half	9-34	.265	1-6	.167	8-11	.727
Game	24-68	.353	3-11	.273	10-13	.769

Attendance: 7,865
Officials: Mike Brooks, June Courteau
Technical: none

NATIONAL SEMIFINALS:

#1 Virginia 61, #3 Connecticut 55
#1 Tennessee 68, #2 Stanford 60

NATIONAL CHAMPIONSHIP:

Tennessee 70, Virginia 67 (OT)



FINAL FOUR BOX SCORES

1991: NATIONAL CHAMPIONSHIP

#1 seed VIRGINIA	26	34	7	-	67
#1 seed Tennessee	27	33	10	-	70

March 31, 1991 • Lakefront Arena
New Orleans, La.

Virginia (31-3)	fg	3fg	ft	rb	pf	pt	a	to	bl	st	min
10 Dena Evans	0-0	0-0	0-0	0	1	0	0	1	0	0	10
20 Tekshia Ward	0-0	0-0	1-2	1	0	1	0	0	0	0	7
21 Melanee Wagener, F	1-1	0-0	0-1	6	3	2	0	0	1	0	27
23 Tonya Cardoza, F	4-11	1-2	2-2	1	5	11	1	1	0	2	43
24 Dawn Staley, G	11-26	3-5	3-4	11	5	28	6	8	0	3	41
30 Heather Burge, C	5-11	0-0	0-3	11	4	10	0	3	1	1	31
32 Tammi Reiss, G	3-12	0-1	1-4	1	2	7	4	3	0	0	40
34 Heidi Burge	4-5	0-0	0-1	6	5	8	0	3	1	2	15
54 Audra Smith	0-0	0-0	0-2	5	2	0	0	1	0	1	11
Team				3					0		
TOTALS	28-66	4-8	7-19	45	27	67	11	20	3	9	225

Shooting Pct.	FG	Pct.	3FG	Pct.	FT	Pct.
1st Half	12-24	.500	1-1	1.000	1-6	.167
2nd Half/ot	16-42	.381	3-7	.429	6-13	.462
Game	28-66	.424	4-8	.500	7-19	.368

Tennessee (30-5)	fg	3fg	ft	rb	pf	pt	a	to	bl	st	min
03 Jody Adams, G	0-7	0-3	2-4	2	3	2	1	2	0	0	37
05 Regina Clark	0-1	0-0	0-0	0	0	0	0	1	0	0	3
11 Dena Head, G	9-17	0-0	10-14	9	3	28	3	8	0	3	41
20 Peggy Evans	3-5	0-0	1-3	2	5	7	0	3	1	0	20
21 Lisa Harrison, F	3-10	0-0	2-3	13	3	8	0	2	1	1	36
32 Daedra Charles, F	7-13	0-0	5-7	12	5	19	0	3	3	2	40
33 Nikki Caldwell	1-1	0-0	0-1	3	2	2	3	2	0	1	19
34 Kelli Casteel, C	1-7	0-0	2-3	5	2	4	1	2	0	0	29
Team				3					0		
TOTALS	24-61	0-3	32-35	49	23	70	8	23	5	7	225

Shooting Pct.	FG	Pct.	3FG	Pct.	FT	Pct.
1st Half	11-33	.333	0-1	.000	5-8	.625
2nd Half/ot	13-28	.464	0-2	.000	17-27	.630
Game	24-61	.393	0-3	.000	22-35	.629

Attendance: 7,865 (2-session total 15,796)
Officials: Patty Broderick, Lou Pitt
Technical: none

NATIONAL SEMIFINALS:

#1 Virginia 61, #3 Connecticut 55
#1 Tennessee 68, #2 Stanford 60

NATIONAL CHAMPIONSHIP:

Tennessee 70, Virginia 67 (OT)

1992: NATIONAL SEMIFINAL

#1 seed Stanford	27	39	-	66
#1 seed VIRGINIA	29	36	-	65

April 4, 1992 • Pauley Pavilion
Los Angeles, Calif.

Stanford (29-3)	fg	3fg	ft	rb	pf	pt	a	to	bl	st	min
31 Chris MacMurdo, F	0-5	0-0	0-0	4	1	0	1	2	0	0	19
50 Rachel Hemmer, F	1-5	0-0	2-2	3	5	4	0	4	0	3	19
42 Val Whiting, C	9-20	0-0	10-12	12	4	28	2	2	0	2	38
15 Molly Goodenbour, G	6-12	4-7	0-1	4	4	16	6	2	0	5	39
25 Christy Hedgpeth, G	3-5	0-1	1-2	2	3	7	0	1	0	0	38
12 Tanda Rucker	0-1	0-1	0-0	1	0	0	1	0	0	0	11
42 Kelly Dougherty	3-4	0-0	2-3	1	1	8	0	1	0	0	9
55 Anita Kaplan	0-2	0-0	0-0	0	2	0	0	1	0	0	11
33 Ann Adkins	0-0	0-0	0-0	1	0	0	0	1	0	0	3
03 Kate Paye	1-1	0-0	1-5	4	1	3	3	0	0	0	12
22 Angela Taylor	0-0	0-0	0-0	0	0	0	0	0	0	0	1
Team				3					2		
TOTALS	23-55	4-9	16-25	35	21	66	13	16	0	10	200

Shooting Pct.	FG	Pct.	3FG	Pct.	FT	Pct.
1st Half	-	.346	1-4	.250	8-10	.800
2nd Half	-	.483	3-5	.600	8-15	.533
Game	23-55	.418	4-9	.444	16-25	.640

Virginia (32-2)	fg	3fg	ft	rb	pf	pt	a	to	bl	st	min
34 Heidi Burge, F	2-4	0-0	1-2	5	5	5	1	0	0	0	11
30 Heather Burge, C	2-11	0-0	6-6	6	5	10	1	4	1	0	26
10 Dena Evans, G	3-10	0-2	0-0	4	5	6	2	4	0	0	33
24 Dawn Staley, G	7-18	0-4	5-7	9	4	19	4	5	0	2	36
32 Tammi Reiss, G	4-12	0-5	0-0	4	2	8	2	2	0	1	39
21 Melanee Wagener	3-5	0-0	0-0	10	3	6	2	0	0	1	17
54 Audra Smith	2-5	0-0	5-6	7	3	9	1	1	1	0	25
42 Charleata Beale	0-1	0-0	2-2	1	0	2	0	0	0	1	12
40 Amy Lofstedt	0-0	0-0	0-0	1	0	0	0	0	0	0	1
Team				3					0		
TOTALS	23-66	0-11	19-23	50	27	65	13	16	1	7	200

Shooting Pct.	FG	Pct.	3FG	Pct.	FT	Pct.
1st Half	-	.270	-	.000	9-10	.900
2nd Half	-	.448	-	.000	10-13	.769
Game	23-66	.348	0-11	.000	19-23	.826

Attendance: 12,421
Officials: Douglas Cloud, Bob Trammell
Technical: none

NATIONAL SEMIFINALS:

#1 Stanford 66, #1 Virginia 65
#4 Western Kentucky 83, #8 Missouri State 72

NATIONAL CHAMPIONSHIP:

Stanford 78, Western Kentucky 62



25 Val Ackerman
1978-81 • Forward • 5-10
Pennington, N.J.
Hopewell HS
1980, 1981 • Political Social
Thought



10 Dena Evans
1990-93 • Guard • 5-5
Deer Park, Texas
Deer Park HS
1993 • Economics




23 Jenny Boucek
1993-96 • Guard • 5-8
Nashville, Tenn.
University HS
1995, 1996 • Sports Medi-
cine



25 Cathy Grimes
1982-85 • Forward • 5-10
Alexandria, Va.
Williams HS
1983, 1985 • English & Spanish



30 Heather Burge
1990-93 • Center • 6-5
Palos Verdes Estates, Calif.
Palos Verdes HS
1992, 1993 • Spanish
& Drama



32 Tammi Reiss
1989-92 • Guard • 5-6
Glen Spey, N.Y.
Eldred Central HS
1992 • Sports Management

ACADEMIC ALL-AMERICAN

1980.....	Valerie Ackerman (2nd)
1981.....	Valerie Ackerman (1st)
1983.....	Cathy Grimes (2nd)
1985.....	Cathy Grimes (1st)
1992.....	Heather Burge (2nd)
.....	Tammi Reiss (3rd)
1993.....	Dena Evans (1st)
.....	Heather Burge (2nd)
1995.....	Jenny Boucek (3rd)
1996.....	Jenny Boucek (2nd)

ACADEMIC ALL-DISTRICT III

1992.....	Heather Burge
.....	Dena Evans
.....	Tammi Reiss
1993.....	Heather Burge
.....	Dena Evans
1995.....	Jenny Boucek
1996.....	Jenny Boucek

ACADEMIC ALL-AMERICA HALL OF FAME

1999.....	Val Ackerman
-----------	--------------

ALL-TIME ACADEMIC ALL-AMERICAN

1997.....	Tammi Reiss
-----------	-------------

NCAA POSTGRADUATE SCHOLARSHIP

1985.....	Cathy Grimes
-----------	--------------

ACC POSTGRADUATE SCHOLARSHIP

1985.....	Cathy Grimes
2001.....	Katie Tracy
2013.....	Simone Egwu



ACADEMIC ALL-AMERICAN HALL OF FAME

VAL ACKERMAN



In June of 1999, Val Ackerman was inducted into the GTE Academic All-America Hall of Fame. Ackerman is a 1981 graduate of the University of Virginia where she was a four-year starter for the women's basketball team and a two-time Academic All-American selection. She graduated with high distinction and received the Jettie Hill Award for the highest grade-point average among UVA women athletes. Ackerman played basketball professionally for one year in France before attending law school at UCLA where she earned her degree in 1985. Following two years of work at the New York City law firm of Simpson Thacher & Bartlett, Ackerman was hired by the National Basketball Association (NBA) as a staff attorney in 1988. From 1990-92, she served as special assistant to NBA Commissioner David Stern before being named vice president of business affairs in 1994.

In August 1996, Ackerman was appointed president of the Women's National Basketball Association (WNBA). A member of the Board of Directors of USA Basketball, she was a driving force behind the creation of the 1995-96 USA Basketball Women's National Team that compiled a 60-0 record during a year-long tour against college and international opponents, and won the gold medal at the 1996 Summer Olympics in Atlanta. In March 2005, Ackerman became president of USA Basketball. She also serves on the board of the Naismith Memorial Basketball Hall of Fame.

Ackerman received the University of Virginia Distinguished Alumna Award in October of 1997. The UVA Women's Center established the annual award to honor a female UVA graduate who has demonstrated excellence, leadership, and extraordinary commitment to her field, and who used her talents as a positive force for change.



#11 DONNA HOLT

Guard • 5-5
Chicago, Ill. • 1985-88

HONORS

- Kodak All-American, 1987, 1988
- ACC Player of the Year, 1988
- All-ACC, 1986, 1987, 1988
- ACC All-Tournament Team, 1987, 1988
- ACC All-Tournament Team MVP, 1987
- ACC Player of the Week (twice)
- ACC Silver Anniversary Team
- VaSID All-State, 1988
- Second women's basketball player in school history to have her jersey retired

CAREER RECORDS

- No. 1 in steals (529)
- No. 3 in assists (561)
- No. 5 in free throws made (347)
- No. 9 in scoring (1634 points)

SEASON RECORDS

- No. 1 in FT percentage (.848), 1987
- No. 1 in steals (164), 1987
- No. 1 in steals as a sophomore (133), 1986
- No. 1 in steals as a junior (164), 1987
- No. 1 in steals as a senior (131), 1988
- No. 1 in 3-point FG percentage (.383), 1988
- No. 2 in steals (133), 1986
- No. 4 in steals (131), 1988
- No. 5 in assists (176), 1987
- No. 8 in assists (155), 1988
- No. 10 in steals (101), 1985

GAME RECORDS

- Tied for No. 1 in steals (10), 1-28-86

#32 WENDY PALMER

Forward • 6-2
Timberlake, N.C. • 1993-96

HONORS

- Kodak All-American, 1995, 1996
- Associated Press All-American, 1995, 1996
- USBWA All-American, 1995, 1996
- ACC Player of the Year, 1995, 1996
- All-ACC, 1994, 1995, 1996
- ACC All-Freshman Team, 1993
- ACC All-Tournament Team, 1994, 1995, 1996
- ACC Player of the Week (six times)
- ACC Rookie of the Week (three times)
- ACC Legend Inductee, 2005
- State Player of the Year, 1995, 1996
- VaSID All-State, 1994, 1995, 1996
- Richmond Times-Dispatch All-State, 1995, 1996
- Richmond Times-Dispatch Player of the Year, 1995

CAREER RECORDS

- No. 1 in rebounds (1,221)
- No. 3 in field goals (780)
- No. 2 in FG percentage (.552)
- No. 4 in points (1,918)
- No. 6 in scoring average (15.2)
- No. 6 in field goal attempts (1,412)
- No. 9 in free throws (327)
- No. 9 in steals (219)

SEASON RECORDS

- No. 1 in scoring (540), 1994
- No. 1 in scoring (546), 1995
- No. 1 in FG% as a freshman (.614), 1993
- No. 1 in FG% as a junior (.566), 1995
- No. 1 in rebounds as a junior (327), 1995
- No. 1 in rebounds as a senior (358), 1996
- No. 2 in FG percentage (.614), 1993
- No. 2 in rebounds (358), 1996
- No. 3 in rebounds (327), 1995
- No. 5 in field goals (227), 1995
- No. 5 in rebounds (323), 1994
- No. 9 in points (546), 1995
- No. 9 in scoring average (17.6)
- No. 10 in points (540), 1994

Game Records

- No. 1 in field goal percentage (100.0, 9-9 vs. Cleveland St., 1-29-95)
- No. 2 in points (39), 1-25-95

#32 TAMMI REISS

Guard • 5-6
Eldred, N.Y. • 1989-92

HONORS

- All-Time Academic All-American, 1997
- Academic All-American, 1992
- Academic All-ACC, 1990, 1991, 1992
- Kodak All-American, 1991
- USBWA All-American, 1992
- All-ACC, 1989, 1990, 1991, 1992
- ACC All-Tournament Team, 1990, 1992
- ACC Player of the Week (three times)
- Richmond Times-Dispatch All-State, 1990, 1991

CAREER RECORDS

- No. 1 in 3-point FG percentage (.416)
- No. 2 in free throws (437)
- No. 4 in points (1,842)
- No. 4 in three-pointers (139)
- No. 6 in scoring average (14.5)
- No. 7 in field goals (633)
- No. 7 in field goal percentage (.481)
- No. 8 in field goals attempted (1315)
- No. 9 in assists (380)

SEASON RECORDS

- No. 1 in field goal percentage (.474), 1990
- No. 1 in 3-point FG percentage (.397), 1991
- No. 1 in free throws by a senior (145), 1992
- No. 1 in free throw percentage (.790), 1990
- No. 1 in free throw percentage (.815), 1992
- No. 2 in free throws (145), 1992
- No. 6 in free throws (128), 1990
- No. 8 in points (556), 1992

GAME RECORDS

- No. 1 in free throw percentage (1.000, 12-12 vs. Wake Forest, 1-24-91)



#24 DAWN STALEY

Guard • 5-6
Philadelphia, Pa. • 1989-92

HONORS

- Honda-Broderick Cup Award, 1991
- Champion USA Player of the Year, 1991, 1992
- WBCA Player of the Year, 1991, 1992
- Naismith Player of the Year, 1991, 1992
- USBWA Player of the Year, 1991, 1992
- Sports Illustrated Player of the Year, 1991
- Honda Basketball Sports Award, 1991
- Outstanding Phila. Amateur Athlete, 1991
- USBWA All-American, 1991, 1992
- Kodak All-American, 1990, 1991, 1992
- ACC Female Athlete of the Year, 1991, 1992
- ACC Player of the Year, 1991, 1992
- All-ACC, 1989, 1990, 1991, 1992
- MVP of the ACC Tournament, 1992
- ACC All-Tournament Team, 90, 91, 92
- VaSID Player of the Year, 1990, 91, 92
- VaSID All-State, 19990, 1991, 1992
- MVP of the NCAA Final Four, 1991
- Final Four All-Tournament Team, 91, 92
- MVP of NCAA Regional, 90, 91, 92
- NCAA Regional All-Tourn. Team, 90, 91, 92

CAREER RECORDS

- No. 1 in points (2135)
- No. 1 in scoring average (16.3)
- No. 1 in field goal attempts (1637)
- No. 1 in free throws (505)
- No. 1 in assists (729)
- No. 2 in steals (454)
- No. 3 in field goals (753)

SEASON RECORDS

- No. 1 in scoring (18.5), 1989
- No. 1 in scoring (17.9), 1990
- No. 1 in 3-point percentage (.346), 1990
- No. 1 in free throws (147), 1989
- No. 1 in assists (235), 1991
- No. 1 in assists by a junior (235), 1991
- No. 1 in assists by a senior (209), 1992
- No. 1 in FG by a freshman (431), 1989
- No. 1 in FT by a freshman (147), 1989
- No. 1 in FT by a sophomore (132), 1990

GAME RECORDS

- No. 1 in points in an NCAA Tournament game (32 vs. Penn State, 3-18-90)
- No. 1 in steals (10 vs. Temple, 11-20-91)
- No. 3 in points (37 at Wake Forest, 2-8-89)

#22 MONICA WRIGHT

Guard • 5-11
Woodbridge, Va. • 2007-10

HONORS

- First Team Associated Press All-American, 2010
- First Team WBCA State Farm Coaches All-American, 2010
- First Team USBWA All-American, 2010
- WBCA National Defensive Player of the Year, 2010
- ACC Player of the Year, 2010
- ACC Defensive Player of the Year, 2010
- VaSID Player of the Year, 2010
- Richmond Times-Dispatch State Player of the Year, 2010
- All-ACC, 2008-10
- ACC All-Tournament Team, 2008, 2010
- ACC Player of the Week (eight times)
- ACC Rookie of the Year, 2007

CAREER RECORDS

- No. 1 in scoring (2540)
- No. 1 in scoring average (19.1)
- No. 1 in field goals made (962)
- No. 1 in field goal attempts (2207)
- No. 1 in games with at least 25 points (28)

SEASON RECORDS

- No. 1 in scoring (734 points, 2010)
- No. 1 in scoring average (23.7, 2010)
- No. 1 in field goals made (271, 2009)
- No. 1 in field goal attempts (646, 2009)
- No. 1 in free throws made (163, 2010)

RETIRED NUMBERS

#11
DONNA HOLT

#22
MONICA WRIGHT

#24
DAWN STALEY

#25
CATHY GRIMES

#31
WENDY PALMER

RETIRED JERSEYS

MONICA
WRIGHT

NAISMITH PLAYER OF THE YEAR

Presented by the Atlanta Tipoff Club

1991 Dawn Staley
1992 Dawn Staley

FRANCIS POMEROY NAISMITH PLAYER OF THE YEAR

Outstanding Player under 5-6

1993 Dena Evans

NAISMITH NATIONAL COACH OF THE YEAR

Presented by the Atlanta Tipoff Club

1991 Debbie Ryan

USBWA PLAYER OF THE YEAR

1991 Dawn Staley
1992 Dawn Staley

CHAMPION USA PLAYER OF THE YEAR

1991 Dawn Staley
1992 Dawn Staley

WBCA PLAYER OF THE YEAR

1991 Dawn Staley
1992 Dawn Staley

WBCA DEFENSIVE PLAYER OF THE YEAR

2010 Monica Wright

SPORTS ILLUSTRATED PLAYER OF THE YEAR

1991 Dawn Staley

HONDA BRODERICK AWARD COLLEGIATE WOMAN ATHLETE OF THE YEAR

1991 Dawn Staley

HONDA SPORTS AWARD BASKETBALL

1991 Dawn Staley

GBALLMAG.COM NATIONAL FRESHMAN OF THE YEAR

2002 Brandi Teamer

ASSOCIATED PRESS ALL-AMERICA

1995 Wendy Palmer (2nd)
1996 Wendy Palmer (2nd)
1997 Tora Suber (HM)
1999 DeMya Walker (HM)
2008 Monica Wright (HM)
2009 Monica Wright (HM)
2010 Monica Wright (1st)

USBWA ALL-AMERICAN

1991 Dawn Staley
1992 Dawn Staley
Tammi Reiss (2nd)
1995 Wendy Palmer
1996 Wendy Palmer
2010 Monica Wright

STATE FARM/WBCA ALL-AMERICA

1987 Donna Holt
1988 Donna Holt
1990 Dawn Staley
1991 Dawn Staley
1992 Tammi Reiss
Dawn Staley
1995 Wendy Palmer
1996 Wendy Palmer
2010 Monica Wright

KODAK DISTRICT ALL-AMERICA

1984 Cathy Grimes
1986 Donna Holt
Nancy Mayer
Dawn Staley
1990 Tonya Cardoza
1991 Tammi Reiss
Dawn Staley
1992 Tammi Reiss
Dawn Staley
1993 Heather Burge
1994 Wendy Palmer
1995 Wendy Palmer
1996 Wendy Palmer
1998 DeMya Walker
1999 DeMya Walker
2000 Schuye LaRue
Svetlana Volnaya
2001 Schuye LaRue
2008 Monica Wright
2009 Monica Wright
2010 Monica Wright

CONVERSE DISTRICT III COACH OF THE YEAR

1986 Debbie Ryan
1987 Debbie Ryan





ALL-STATE HONORS

RICHMOND TIMES-DISPATCH ALL-STATE SELECTIONS

1995	Wendy Palmer
1996	Wendy Palmer
1997	Tora Suber
1998	DeMya Walker
1999	DeMya Walker
	Erin Stovall
2000	Renee Robinson
	Schuye LaRue
2001	Schuye LaRue
2002	Brandi Teamer
	Telisha Quarles (HM)
2003	Brandi Teamer
	Cherrise Graham (HM)
2005	LaTonya Blue
	Brandi Teamer (HM)
2007	Lyndra Littles
	Monica Wright
2008	Monica Wright
2009	Monica Wright (1st Team & P.O.Y)
2010	Monica Wright

VA SID ALL-STATE

1979	Valerie Ackerman (2nd)
	Jackie LaBerge (2nd)
1980	Melissa Mahony (2nd)
	Chrissy Reese (2nd)
1981	Melissa Mahony
	Linda Mitchell (2nd)
	Valerie Ackerman (2nd)
1988	Donna Holt
	Daphne Hawkins
	Tonya Cardoza (2nd)
1989	Tonya Cardoza
	Dawn Staley (2nd)
	Dawn Bryant (HM)
1990	Heather Burge (2nd)
	Tammi Reiss
	Dawn Staley
1991	Heather Burge
	Tonya Cardoza
	Tammi Reiss (2nd)
	Dawn Staley
1992	Heather Burge (2nd)
	Dawn Staley
1994	Wendy Palmer
1995	Wendy Palmer
	Jenny Boucek
1996	Wendy Palmer
	Tora Suber
1997	Tora Suber
1998	DeMya Walker
	Erin Stovall (2nd)
2001	Schuye LaRue
2002	Telisha Quarles
	Brandi Teamer
2003	Brandi Teamer (2nd)
	Cherrise Graham (2nd)
2005	LaTonya Blue
	Brandi Teamer (2nd)
2006	Sharneé Zoll
2007	Lyndra Littles
	Monica Wright (2nd)
2008	Monica Wright
	Lyndra Littles (2nd)
	Aisha Mohammed (HM)
	Sharneé Zoll (HM)

2009	Monica Wright
	Lyndra Littles
	Aisha Mohammed (2nd)
2010	Monica Wright
2011	Ataira Franklin (HM)
	Ariana Mooror (HM)
2012	Ariana Mooror
2013	Ataira Franklin
2014	Ataira Franklin
2015	Faith Randolph (2nd)
	Sarah Imovbioh (2nd)

STATE PLAYER OF THE YEAR

1988	Daphne Hawkins
1991	Dawn Staley
1992	Dawn Staley
1995	Wendy Palmer
1996	Wendy Palmer
2001	Schuye LaRue
2002	Brandi Teamer
2009	Monica Wright
2010	Monica Wright

STATE ROOKIE OF THE YEAR

2002	Brandi Teamer
2007	Monica Wright
2011	Ataira Franklin

STATE COACH OF THE YEAR

1981	Debbie Ryan
1992	Debbie Ryan
1995	Debbie Ryan



WOMEN'S BASKETBALL COACHES' AWARD OF EXCELLENCE

1974	Leslie Berens
1975	Leslie Berens
1976	Terry Israel
1977	Kathy Williams
1978	Cecilia Bean
1979	Val Ackerman
1980	Melissa Mahony
1981	Val Ackerman
1982	Cathy Grimes
1983	Cathy Grimes
1984	Lyn Anastasio
1985	Cathy Grimes
1986	Donna Holt
1987	Donna Holt
1988	Donna Holt
1989	Dawn Bryant
1990	Dawn Staley
1991	Dawn Staley
1992	Dawn Staley
1993	Heather Burge, Dena Evans
1994	Wendy Palmer
1995	Wendy Palmer
1996	Wendy Palmer
1997	Tora Suber
1998	DeMya Walker
1999	DeMya Walker
2000	Lisa Hosac
2001	Schuye LaRue
2002	Telisha Quarles
2003	LaTonya Blue
2004	LaTonya Blue
2005	Jocelyn Logan-Friend
2006	Tiffany Sardin
2007	Lyndra Littles
2008	Sharneé Zoll, Monica Wright
2009	Monica Wright
2010	Monica Wright
2011	Ataira Franklin
2012	Ariana Mooror, Chelsea Shine
2013	Ataira Franklin
2014	Ataira Franklin
2015	Sarah Beth Barnette
2016	Faith Randolph

BEST OFFENSIVE PLAYER

2001	Schuye LaRue
2002	Telisha Quarles
2003	Cherrise Graham
2004	LaTonya Blue
2005	LaTonya Blue
	Brandi Teamer
2006	Tiffany Sardin
2007	Lyndra Littles
2008	Lyndra Littles
	Monica Wright
2009	Lyndra Littles
2010	Monica Wright
2011	-
2012	Ariana Mooror

BEST DEFENSIVE PLAYER

2001	Svetlana Volnaya
2002	Anna Crosswhite
2003	LaTonya Blue
2004	LaTonya Blue
2005	LaTonya Blue
	Jocelyn Logan-Friend
2006	Sharneé Zoll
2007	Brenna McGuire
2008	Monica Wright
2009	Monica Wright
2010	Monica Wright
2011	-
2012	Lexie Gerson

BEST REBOUNDER

2012	Chelsea Shine
------	---------------

ROOKIE OF THE YEAR

2001	Anna Prillaman
2002	Brandi Teamer
2003	-
2004	Siedah Williams
2005	Sharneé Zoll
2006	Lyndra Littles
2007	Monica Wright
2008	Aisha Mohammed
2009	Chelsea Shine
2010	Simone Egwu
	Telia McCall

MOST IMPROVED PLAYER

2001	Marcie Dickson
2002	Lynette O'Reggio
	Liz Sahin
2003	Safiya Grant-Fairley
2004	Jocelyn Logan-Friend
2005	Takisha Granberry
	Brenna McGuire
2006	Denesha Kenion
2007	Abby Robertson
	Britnee Millner
2008	Paulisha Kellum
2009	Kelly Hartig
	Kristen London
2010	Simone Egwu
	Telia McCall
2011	-
2012	Telia McCall

LEADERSHIP AWARD

2001	Dean'na Mitchelson
	Katie Tracy
2002	Kathy Allen
	Anna Crosswhite
2005	Kate Kreager
	Jocelyn Logan-Friend
2006	Tiffany Sardin
	Sharneé Zoll
2007	Tara McKnight
	Sharneé Zoll
2008	Sharneé Zoll
	Tara McKnight
	Monica Wright
2009	Monica Wright
2010	Monica Wright

UNsung HERO

2001	Anna Crosswhite
2002	Karen Jaeger
2003	Anna Crosswhite
2004	Anna Prillaman
2005	Tiffany Sardin
	Siedah Williams
2006	Tara McKnight
	Siedah Williams
2007	Siedah Williams
	Paulisha Kellum
2008	Enongé Stovall
2009	Kristen London
2010	Jayna Hartig

PRESEASON CONDITIONING

2001	Svetlana Volnaya
2002	Telisha Quarles
2003	Liz Sahin
	Jocelyn Logan-Friend
2004	Alisa Wulff
2005	Sharneé Zoll
2006	Brenna McGuire
2007	Jayna Hartig
2008	Lyndra Littles
2009	Chelsea Shine
2010	China Crosby

MVP IN PRACTICE

2002	Karen Jaeger
2004	Brenna McGuire
2005	Sharneé Zoll
2006	Tara McKnight
2007	Jayna Hartig
	Monica Wright
2008	Monica Wright
2009	Monica Wright
2010	Monica Wright
2011	-
2012	Ataira Franklin

ACADEMIC AWARD

2012	Simone Egwu
2013	Simone Egwu
2014	Lexie Gerson
	Ataira Franklin
2016	Breyana Mason



SPECIAL AWARDS & SCHOLARSHIPS

COACHES' AWARD

For outstanding contributions to the team

2001	John Truslow (equipment) Penny Rue Bill Harmon Jed Williams (radio)
2002	Kevin Nichols (administrative asst.) Carol Callahan Myron Ripley (radio) Paul (bus driver)
2003	Howard Goodman (ITC) Kristy Drobney (academic affairs) Dr. Frank McCue Phyllis Bowman
2004	David Bell (equipment) Todd Goodale (video services) Victoria Goodloe (strength coach) Katie McFadden (marketing) Trenton Good (Marriott)
2005	Cady Condyles (video) Veronica Molina (Residence Inn) Ed Nordenschild (strength coach) Katie Purcell (head manager) Chris Walters (team manager) Tangy Williams (Director of Operations)
2006	Suzy Blakely (housekeeping) Kim Bowles (housekeeping) Elizabeth Brinkmann (marketing) Michelle Ely (office manager) Carol Gutman (Dean) Matt Marlow (head manager) Naomi Perkins (business operations) Lisa Welch (asst. ticket manager) Barbara Yowell (business operations)
2007	Angela Crock (academic affairs) Reggie Garrett (marketing) Betty Goodman Sharlene Sajonas Brian Sellers (equipment) Andrew Sensi (head manager) Kelly McCabe Sisk (academic affairs) Dr. John McKnight
2008	Dr. Eric Carson Matt Marlow (Video Coordinator) Karie Russell (Administrative Assistant) Matt Althoff (Equipment) Mike Moraghan (Video Services) Larry Johnson (WINA Radio) Jay James (WINA Radio)
2009	Chris Easton Natalie Fitzgerald (Academic Affairs) Kyle Gravitt (Manager) Johanna Kessler-Sandridge Brenda Lambert Paul Murata Byron Smith
2010	Maurice Apprey John T. Casteen III Angel Cavanaugh Lindsay Clark Bethany Dannelly Meryl Kahn Matt Marlow Marty Northcroft Jackie Saunders Stacy Fowler Wanda Grooms

BOB WILLIAMS AWARD

In honor of one of the most enthusiastic and supportive fans that Virginia Athletics and, in particular women's basketball, has ever known—Bob Williams— for achievement in academics and athletics.

2001	Elena Kravchenko
2002	Anna Crosswhite
2003	Liz Sahin
2004	Kate Kreager
2005	Jocelyn Logan-Friend
2006	Brenna McGuire
2007	Tara McKnight
2008	Paulisha Kellum
2009	Jayna Hartig
2010	Simone Egwu

ALUMNI SCHOLARSHIP

Presented to a member of the women's basketball team who best exemplifies the spirit and dedication that makes Virginia women's basketball successful.

1999	Chalois Lias
2000	Marcie Dickson
2001	Marcie Dickson
2002	Anna Crosswhite
2003	Safiya Grant-Fairley
2004	Tiffany Sardin
2005	Sharneé Zoll
2006	Sharneé Zoll
2007	Tara McKnight
2008	Lyndra Littles
2009	Monica Wright
2010	Jayna Hartig
2011	Chelsea Shine
2012	Ataira Franklin
2013	Ataira Franklin
2014	Sarah Imovbioh
2015	Sydney Umeri

ACC TOP VI AWARDS

Presented annually to the six UVA student-athletes who have given the most in terms of service to the University and Charlottesville communities

2001	Katie Tracy
2002	Anna Crosswhite
2010	Monica Wright
2015	Sydney Umeri

THOMAS J. RYAN SCHOLARSHIP ALUMNI

Presented to a hard-working player committed to success; a team player who shuns the spotlight in favor of her teammates; a player who believes in family values and shares those values with her team.

2002	Safiya Grant-Fairley
2003	Anna Crosswhite
2004	Kate Kreager
2005	Tiffany Sardin
2006	Siedah Williams
2007	Paulisha Kellum
2008	Aisha Mohammed
2009	Kelly Hartig
2010	Chelsea Shine
2011	Ataira Franklin
2012	Lexie Gerson
2013	Lexie Gerson
2014	Faith Randolph
2015	Faith Randolph

CHRISTINE J. TORETTI WOMEN'S BASKETBALL SCHOLARSHIP

Awarded to a student-athlete participating on the women's basketball team who has maintained high academic achievement

2011	Simone Egwu
2012	Simone Egwu
2013	Kelsey Wolfe
2014	Jaryn Garner
2015	Breyana Mason

RALPH SAMPSON SCHOLARSHIP

Awarded to a third-year student-athlete who best demonstrates excellence in academics, leadership and athletics

2016	Breyana Mason
------	---------------



SCORING LEADERS



YEAR-BY-YEAR SCORING LEADERS

Year	Player	Class	Pos.	G	FG	3-FG	FT	Pts.	Avg
1974	Chris Dawson	Jr.	C	15	69	-	14	152	10.1
1975	Chris Dawson	Sr.	C	22	124	-	31	279	12.7
1976	Kathy Williams	Jr.	G	20	82	-	41	205	10.2
1977	Kathy Williams	Sr.	G	21	107	-	46	260	12.4
1978	Paula Shorten	So.	F/C	25	80	-	88	256	10.2
1979	Valerie Ackerman	So.	F	28	180	-	91	451	16.1
1980	Melissa Mahony	So.	G	32	203	-	85	491	15.3
1981	Melissa Mahony	Jr.	G	32	174	-	76	424	13.2
1982	Cathy Grimes	Fr.	F	28	156	-	73	385	13.8
1983	Cathy Grimes	So.	F	28	200	-	79	479	17.1
1984	Cathy Grimes	Jr.	F	29	216	-	108	540	18.6
1985	Nancy Mayer	So.	G/F	29	157	-	38	352	12.1
1986	Daphne Hawkins	So.	G	29	163	-	82	408	17.0
1987	Daphne Hawkins	Jr.	G	29	168	-	60	396	13.7
1988	Daphne Hawkins	Sr.	G	32	247	12	86	592	18.5
1989	Dawn Staley	Fr.	G	31	197	33	147	574	18.5
1990	Dawn Staley	So.	G	32	203	36	132	574	17.9
1991	Tonya Cardoza	Sr.	G/F	34	197	23	110	527	15.5
1992	Heather Burge	Jr.	C	34	255	0	75	585	17.2
1993	Heather Burge	Sr.	C	32	258	0	96	612	19.1
1994	Wendy Palmer	So.	F	32	221	1	97	540	16.9
1995	Wendy Palmer	Jr.	F	31	227	15	77	546	17.6
1996	Tora Suber	Jr.	G	33	193	61	135	582	17.6
1997	Tora Suber	Sr.	G	30	149	59	89	446	14.9
1998	DeMya Walker	Jr.	F	29	190	1	91	472	16.3
1999	DeMya Walker	Sr.	F	29	168	4	95	435	15.0
2000	Schuye LaRue	Fr.	F	34	198	11	83	490	14.4
2001	Schuye LaRue	So.	F/C	32	242	13	83	580	18.1
2002	Telisha Quarles	Sr.	G	30	166	51	89	472	15.7
2003	Cherrise Graham	So.	G	29	133	32	132	430	14.8
2004	Brandi Teamer	Jr.	F	24	105	4	61	275	11.5
2005	Brandi Teamer	Sr.	F	32	156	3	92	407	12.7
2006	Siedah Williams	Jr.	C	32	149	1	78	377	11.8
2007	Lyndra Littles	So.	F	34	218	0	153	589	17.3
2008	Monica Wright	So.	G	34	228	41	101	598	17.6
2009	Monica Wright	Jr.	G	34	271	37	117	696	20.5^
2010	Monica Wright	Sr.	G	31	270	31	163	734	23.7^
2011	Ariana Mooror	Jr.	G	33	107	9	97	320	9.7
2012	Ariana Mooror	Sr.	G	36	170	20	158	518	14.4
2013	Ataira Franklin	Jr.	G	29	151	43	69	414	14.3
2014	Ataira Franklin	Sr.	G	31	142	54	89	427	13.8
2015	Faith Randolph	Jr.	G	29	172	53	88	485	16.7
2016	Mikayla Venson	So.	G	31	158	70	83	469	15.1

^ACC Leader

30-POINT CLUB

- 48 Mimi McKinney at North Carolina, 1-15-98
- 39 Monica Wright at Boston College, 1-21-10
- 39 Wendy Palmer vs. Maryland, 1-25-95
- 37 Dawn Staley at Wake Forest, 2-8-89
- 36 Cherrise Graham vs. North Carolina, 3-9-03
- 35 Tora Suber vs. North Carolina, 1-27-97
- Tonya Cardoza vs. Fordham, 12-28-88
- 35 Monica Wright at Tennessee, 11-17-08
- 34 Monica Wright vs. Green Bay, 3-21-10
- Monica Wright at Maryland, 2-8-10
- Heather Burge at Virginia Tech, 12-8-93
- Dawn Staley vs. Maryland, 2-15-89
- 33 Monica Wright vs. #20 North Carolina, 2-15-10
- Lyndra Littles vs. Louisiana Tech, 12-29-08
- Schuye LaRue vs. Hampton, 2-19-01
- Nancy Mayer vs. Clemson, 2-26-86
- 32 Monica Wright vs. NC State, 3-5-10
- Lyndra Littles vs. Clemson, 3-1-07
- Heather Burge vs. Georgia Tech, 1-23-93
- Heather Burge vs. West Virginia, 11-23-91
- Dawn Staley at Penn State, 1-6-90
- Daphne Hawkins at Clemson, 2-20-88
- Daphne Hawkins at Virginia Tech, 12-8-87
- Melissa Mahony vs. Wm. & Mary, 2-4-80

- 31 Monica Wright vs. Purdue, 12-3-09
- Monica Wright vs. Manhattan, 11-15-09
- Monica Wright at Marquette, 11-29-08
- Monica Wright vs. North Carolina, 3-8-08
- Lyndra Littles vs. Georgia Tech, 3-2-08
- Daphne Hawkins vs. Old Dominion, 12-3-85
- 30 Monica Wright vs. James Madison, 12-6-09
- Lyndra Littles vs. Maryland, 1-30-09
- Tora Suber vs. Clemson, 3-2-96
- Heather Burge vs. Ohio State, 3-27-93
- Tonya Cardoza at N.C. State, 1-12-91
- Heather Burge vs. Canisius, 11-26-91
- Heather Burge at Virginia Tech, 1-3-90
- Cathy Grimes vs. Penn State, 12-3-83

CAREER DOUBLE-DOUBLES

DD	Player	Games
58	Wendy Palmer (1993-96)	126
42	Cathy Grimes (1982-85)	114
32	Schuye LaRue (2000-01)	66
32	DeMya Walker (1996-99)	122
32	Schuye LaRue (1999-01)	66
30	Heather Burge (1990-93)	135
29	Lyndra Littles (2005-2009)	120
28	Aisha Mohammed (2007-09)	63
27	Sarah Imovbioh (2013-15)	92
25	Dawn Staley (1989-92)	131
24	Brandi Teamer (2001-05)	116
14	Heidi Burge (1990-93)	134
13	Monica Wright (2006-10)	133
11	Siedah Williams (2004-07)	125
	Sharneé Zoll (2005-2008)	98
9	Val Ackerman (1978-81)	116
9	Tonya Cardoza (1987-91)	121

CAREER TRIPLE-DOUBLES

TD	Player	Games
2	Dawn Staley (1989-92)	131

NO. OF 25 POINT GAMES

- 28 Monica Wright
- 12 Lyndra Littles
- 11 Heather Burge
- Cathy Grimes
- 10 Dawn Staley
- 9 Daphne Hawkins
- Donna Holt
- Wendy Palmer
- 7 Schuye LaRue
- Tora Suber
- 6 Tonya Cardoza
- 5 Faith Randolph
- 4 LaTonya Blue
- Brandi Teamer
- Erin Stovall
- 3 Val Ackerman
- Cherrise Graham
- Melissa Mahony
- Telisha Quarles
- Svetlana Volnaya
- DeMya Walker
- 2 Siedah Williams
- Chris Dawson
- Monick Foote
- Nancy Mayer
- Tammi Reiss
- Sarah Imovbioh
- Mikayla Venson
- 1 Kelsey Wolfe
- Ataira Franklin
- Telia McCall
- China Crosby
- Paulisha Kellum
- Chelsea Shine
- Aisha Mohammed
- Dawn Bryant
- Jeffra Gausepohl
- Martha Greer
- Lisa Hosac
- Jackie LaBerge
- Sallie Lewis
- Mimi McKinney
- Jill McKone
- Linda Mitchell
- Kathy Williams



1,000 POINT CLUB

1.	Monica Wright	2007-10	2540
2.	Dawn Staley	1989-92	2135
3.	Heather Burge	1990-93	2058

4.	Wendy Palmer	1993-96	1918
5.	Lyndra Littles	2005-09	1876
6.	Tammi Reiss	1989-92	1842
7.	Tora Suber	1994-97	1767
8.	Cathy Grimes	1982-85	1745
9.	Donna Holt	1985-88	1634
10.	Tonya Cardoza	1987-91	1622
11.	DeMya Walker	1996-99	1583
12.	Daphne Hawkins	1984-88	1538
13.	Brandi Teamer	2002-05	1520

14.	Nancy Mayer	1984-87	1466
15.	Ataira Franklin	2011-14	1406
16.	Melissa Mahony	1979-82	1400
17.	Faith Randolph	2013-16	1346
18.	Telisha Quarles	1999-02	1323
19.	Val Ackerman	1978-81	1316
20.	Monick Foote	1995-99	1315
21.	Ariana Moorer	2009-12	1297
22.	Heidi Burge	1990-93	1191
23.	Sharnee Zoll	2005-08	1169
24.	Dena Evans	1990-93	1138
25.	LaTonya Blue	2002-05	1122
26.	Schuye LaRue	2000-01	1070
27.	Siedah Williams	2004-07	1053
28.	Svetlana Volnaya	1999-01	1034
29.	Sarah Imovbioh	2013-15	1028
30.	Chelsea Shine	2009-12	1023
31.	Jenny Boucek	1993-96	1003



Monica Wright's 2,000th point was scored vs. Georgia 12/20/09



Dawn Staley's 2,000th point was scored vs. Clemson 2/22/92



Heidi Burge's 2,000th point was scored vs. Clemson 2/20/93

SCORING RECORDS



INDIVIDUAL - GAME

48	Mimi McKinney at North Carolina, 1-15-98
39	Monica Wright at Boston College, 1-21-10
39	Wendy Palmer vs. Maryland, 1-25-95
37	Dawn Staley at Wake Forest, 2-8-89
36	Cherrise Graham vs. North Carolina, 3-9-03
35	Monica Wright at Tennessee, 11-17-08
35	Tora Suber vs. North Carolina, 1-27-97
35	Tonya Cardoza vs. Fordham, 12-28-88
34	Monica Wright vs. Green Bay, 3-21-10
34	Monica Wright at Maryland, 2-8-10
34	Heather Burge at Virginia Tech, 12-8-93
34	Dawn Staley vs. Maryland, 2-15-89
33	Lyndra Littles vs. Louisiana Tech, 12-29-08
33	Schuye LaRue vs. Hampton, 2-19-01
33	Nancy Mayer vs. Clemson, 2-22-86
32	Monica Wright vs. NC State, 3-5-10
32	Lyndra Littles vs. Clemson, 3-1-07
32	Heather Burge vs. Georgia Tech, 1-23-93
32	Heather Burge vs. West Virginia, 11-23-91
32	Dawn Staley at Penn State, 1-6-90
32	Daphne Hawkins at Virginia Tech, 12-8-87
32	Daphne Hawkins at Clemson, 2-20-88
32	Melissa Mahony vs. William & Mary, 2-4-80

Frosh: 37 Dawn Staley at Wake Forest, 2-8-89
Soph: 36 Cherrise Graham vs. UNC, 3-9-03
Junior: 35 Monica Wright at Tennessee, 11-17-08
 35 Tonya Cardoza vs. Fordham, 12-28-88
Senior: 48 Mimi McKinney at UNC, 1-15-98

INDIVIDUAL - HALF

25 Monica Wright at Boston College, 1-21-10

TEAM - HALF

65 vs. Cleveland State, 11-29-95

TEAM - GAME

123 vs. NC State (3ot), 1-12-91
 120 vs. Cleveland State, 11-29-95

TEAM - SEASON

3012 - 1991

INDIVIDUAL - SEASON

Pts.	Player	Games
734	Monica Wright (2010)	31
696	Monica Wright (2009)	34
612	Heather Burge (1993)	32
598	Monica Wright (2008)	34
592	Daphne Hawkins (1988)	32
589	Lyndra Littles (2007)	34
585	Heather Burge (1992)	34
582	Tora Suber (1996)	33
580	Schuye LaRue (2001)	32
574	Dawn Staley (1989)	31
574	Dawn Staley (1990)	32
556	Tammi Reiss (1992)	34
546	Wendy Palmer (1995)	31

Frosh: 574 Dawn Staley (1989) 31
Soph: 598 Monica Wright (2008) 34
Junior: 696 Monica Wright (2009) 34
Senior: 734 Monica Wright (2010) 31

INDIVIDUAL - CAREER

Pts.	Player	Games
2540	Monica Wright (2007-10)	133
2135	Dawn Staley (1989-92)	131
2058	Heather Burge (1990-93)	135
1918	Wendy Palmer (1993-96)	126
1876	Lyndra Littles (2005-09)	120
1842	Tammi Reiss (1989-92)	127
1767	Tora Suber (1994-97)	127
1745	Cathy Grimes (1982-85)	114
1634	Donna Holt (1985-88)	121
1622	Tonya Cardoza (1987-91)	121
1583	DeMya Walker (1996-99)	122
1538	Daphne Hawkins (1984-88)	111
1520	Brandi Teamer (2002-05)	116
1466	Nancy Mayer (1984-87)	117
1406	Ataira Franklin (2011-14)	131
1400	Melissa Mahony (1979-82)	120
1346	Faith Randolph (2013-16)	116
1323	Telisha Quarles (1999-02)	122
1316	Val Ackerman (1978-81)	116
1315	Monick Foote (1995-99)	109

SCORING AVERAGE

INDIVIDUAL - SEASON

Avg.	Player	G	Pts.
23.7	Monica Wright (2010)	31	734
20.5	Monica Wright (2009)	34	696
19.9	Lyndra Littles (2009)	25	497
19.1	Heather Burge (1993)	32	612
18.6	Cathy Grimes (1984)	29	540
18.5	Dawn Staley (1989)	31	574
18.5	Daphne Hawkins (1988)	32	592
18.2	Tonya Cardoza (1989)	26	472
18.1	Schuye LaRue (2001)	32	580
17.9	Dawn Staley (1990)	32	574
17.6	Monica Wright (2008)	34	598
17.6	Tora Suber (1996)	33	582
17.6	Wendy Palmer (1995)	31	546
17.3	Lyndra Littles (2007)	34	589

Frosh: 18.5 Dawn Staley (1989) 31 574
Soph: 18.1 Schuye LaRue (2001) 32 580
Junior: 20.5 Monica Wright (2009) 34 696
Senior: 23.7 Monica Wright (2010) 31 734

INDIVIDUAL - CAREER

Avg.	Player (Year)	G	Pts
19.1	Monica Wright (2006-10)	133	2540
16.3	Dawn Staley (1989-92)	131	2135
16.2	Schuye LaRue (1999-01)	66	1070
15.6	Lyndra Littles (2005-09)	120	1876
15.3	Cathy Grimes (1982-85)	114	1745
15.2	Wendy Palmer (1993-96)	126	1918
15.2	Heather Burge (1990-93)	135	2058
14.5	Tammi Reiss (1989-92)	127	1842
13.9	Daphne Hawkins (1985-88)	111	1538
13.9	Tora Suber (1994-97)	127	1767
13.5	Donna Holt (1985-88)	121	1634

TEAM - SEASON

Avg.	Year	G	Pts
88.6	1991	34	3012
82.0	1992	34	2788
81.1	1993	32	2595
80.0	1989	31	2480
79.0	1986	29	2292

LARGEST MARGIN OF VICTORY

85 vs. Alabama St., 12-29-96 (106-21)

LARGEST MARGIN OF DEFEAT

54 James Madison, 2-15-77 (88-34)

MOST VIRGINIA POINTS

124 at NC State (3ot), 1-12-91

FEWEST VIRGINIA POINTS

24 vs. VCU 2-23-74

FEWEST OPPONENT POINTS

19 by Mary Washington, 12-2-75

MOST OPPONENT POINTS

120 by NC State, 1-12-91, (3ot)
 105 by Georgia Tech, 1-21-89

MOST COMBINED POINTS

243at NC State (3OT), 1-12-91

LONGEST WIN STREAK

20 1986

LONGEST HOME WIN STREAK (U-HALL)

61 1-18-92 to 1-2-96

LONGEST HOME WIN STREAK (JPJ)

12 2-21-08 to 1-11-09

MOST VICTORIES: SEASON

32 1992 (32-2)

HIGHEST SCORING AVERAGE

88.6 1991 (3012 points, 34 games)

LOWEST OPPONENT AVERAGE

38.0 1974 (570 points, 15 games)

HIGHEST REBOUND AVERAGE

48.6 1975 (1070, 22 games)

MOST CONSECUTIVE FGM

11 Melissa Mahony, 1980
 11 Wendy Palmer, 1995

MOST CONSECUTIVE FTM

41 Monica Wright, 2010

MOST VICTORIES PLAYED IN

118 Heather Burge, 1989-93

GAMES PLAYED

Games	Player
136	Chelsea Shine (2009-12)
135	Heather Burge (1990-93)
134	Sharneé Zoll (2005-08)
134	Heidi Burge (1990-93)
134	Dena Evans (1990-93)
133	Paulisha Kellum (2007-08, 10-11)
133	Monica Wright (2007-10)
133	Ariana Moore (2009-12)



FIELD GOAL RECORDS

YEAR-BY-YEAR PERCENTAGE LEADERS

Year	Player	Cl.	G	M-A	Pct.
1974	Chris Dawson*	Jr.	15	69-170	.406
1975	Chris Dawson*	Sr.	22	124-303	.409
1976	Mimi Hoffman*	So.	20	85-251	.337
1977	Marilyn Beery	So.	21	106-306	.346
1978	Martha Greer*	So.	25	104-221	.471
1979	Val Ackerman	So.	28	180-392	.459
1980	Melissa Mahony	So.	32	203-408	.498
1981	Melissa Mahony	Jr.	32	174-382	.455
1982	Cathy Grimes	Fr.	28	156-290	.538
1983	Cathy Grimes	So.	28	200-396	.505
1984	Cathy Grimes	Jr.	29	216-391	.552
1985	Nancy Mayer	So.	29	157-314	.500
1986	Daphne Hawkins	So.	24	163-320	.509
1987	Nancy Mayer	Sr.	31	172-352	.489
1988	Daphne Hawkins	Sr.	32	247-507	.487
1989	Tonya Cardoza	Jr.	26	184-392	.469
1990	Tammi Reiss	So.	32	166-350	.474
1991	Tonya Cardoza	Sr.	34	197-362	.544
1992	Heather Burge	Jr.	34	255-460	.554
1993	Heather Burge	Sr.	32	258-414	.623
1994	Wendy Palmer*	So.	32	221-389	.568
1995	Wendy Palmer	Jr.	31	227-401	.566
1996	Wendy Palmer	Sr.	32	176-368	.478
1997	DeMya Walker*	So.	31	165-276	.598
1998	DeMya Walker	Jr.	29	190-344	.552
1999	DeMya Walker	Sr.	29	168-306	.549
2000	Schuye LaRue*	Fr.	34	198-342	.579
2001	Schuye LaRue	So.	32	242-508	.476
2002	Brandi Teamer	Fr.	30	171-386	.443
2003	Brandi Teamer	So.	30	156-336	.464
2004	Kate Kreager*	Jr.	29	87-167	.521
2005	Brandi Teamer*	Sr.	32	156-323	.483
2006	Siedah Williams*	Jr.	32	149-297	.502
2007	Siedah Williams*	Sr.	34	120-242	.496
2008	Aisha Mohammed	Jr.	34	181-327	.554
2009	Aisha Mohammed	Sr.	30	152-297	.512
2010	Monica Wright	Sr.	31	270-605	.446
2011	Simone Egwu*	So.	35	75-155	.484
2012	Jazmin Pitts*	Jr.	34	62-135	.459
2013	Aitara Franklin	Jr.	29	151-358	.422
2014	Sarah Imovbioh**	So.	30	91-154	.591
2014	Sarah Imovbioh*	Jr.	31	144-260	.554
2015	Sarah Imovbioh	Sr.	30	150-257	.584
2016	Lauren Moses*	So.	34	128-293	.437

(minimum 5 FGM per game)

*indicates no one met minimum standard that year

^ ACC Leader

FIELD GOALS MADE

INDIVIDUAL - GAME

18	Wendy Palmer vs. Maryland	1-25-95 (18-20)
----	---------------------------	-----------------

INDIVIDUAL - SEASON

FGM	Player	FGA
271	Monica Wright (2009)	646
270	Monica Wright (2010)	605
258	Heather Burge (1993)	414
255	Heather Burge (1992)	460
247	Daphne Hawkins (1988)	507
242	Schuye LaRue (2001)	508
228	Monica Wright (2008)	487
227	Wendy Palmer (1995)	401
221	Wendy Palmer (1994)	389
218	Lyndra Littles (2007)	446
216	Cathy Grimes (1984)	391

INDIVIDUAL - CAREER

FGM	Player	FGA
962	Monica Wright (2006-10)	2207
866	Heather Burge (1990-93)	1587
780	Wendy Palmer (1993-96)	1412
753	Dawn Staley (1989-92)	1637
708	Cathy Grimes (1982-85)	1342
682	Lyndra Littles (2005-09)	1491
635	Daphne Hawkins (1985-88)	1310
633	Nancy Mayer (1983-87)	1268
633	Tammi Reiss (1989-92)	1315
630	Tonya Cardoza (1987-91)	1319
629	DeMya Walker (1996-99)	1129

Frosh:	198	Schuye LaRue (2000)	342
Soph:	242	Schuye LaRue (2001)	508
Junior:	271	Monica Wright (2009)	646
Senior:	270	Monica Wright (2010)	605

TEAM - GAME

54	vs. Cleveland State, 11-29-95
----	-------------------------------

TEAM - SEASON

1131	1991 (1131-2337)
------	------------------

FIELD GOAL ATTEMPTS

INDIVIDUAL - GAME

32	Monica Wright vs. James Madison,	12-6-09
----	----------------------------------	---------

INDIVIDUAL - SEASON

646	Monica Wright (2009)	271
605	Monica Wright (2010)	270
508	Schuye LaRue (2001)	242
507	Daphne Hawkins (1988)	247
487	Monica Wright (2008)	228
469	Monica Wright (2007)	193
463	Ariana Mooror (2012)	170
460	Heather Burge (1992)	255
449	Dawn Staley (1990)	203
446	Lyndra Littles (2007)	446
433	Telisha Quarles (2002)	166
431	Dawn Staley (1989)	197

INDIVIDUAL - CAREER

2207	Monica Wright (2006-10)	962
1637	Dawn Staley (1989-92)	753
1587	Heather Burge (1990-93)	866
1491	Lyndra Littles (2005-09)	682
1421	Tora Suber (1994-97)	601
1412	Wendy Palmer (1993-96)	780
1393	Donna Holt (1985-88)	619
1342	Cathy Grimes (1982-85)	708
1319	Tonya Cardoza (1987-91)	630
1315	Tammi Reiss (1989-92)	633
1310	Daphne Hawkins (1985-88)	635

Frosh:	469	Monica Wright (2007)	193
Soph:	508	Schuye LaRue (2001)	242
Junior:	646	Monica Wright (2009)	271
Senior:	605	Monica Wright (2010)	270

TEAM - GAME

103	vs. NC State (3ot), 1-12-91	46
93	vs. Georgia Tech, 11-24-85	36

TEAM - SEASON

2337	1991	1131
------	------	------

FIELD GOAL PERCENTAGE

INDIVIDUAL - SEASON

(min. 150 fgm)

.623	Heather Burge (1993)	258-414
.614	Wendy Palmer (1993)	156-254
.598	DeMya Walker (1997)	165-276
.584	Sarah Imovbioh (2015)	150-257
.579	Schuye LaRue (2000)	198-342
.568	Wendy Palmer (1994)	221-389
.566	Wendy Palmer (1995)	227-401
.554	Aisha Mohammed (2008)	181-327
.554	Heather Burge (1992)	255-460
.552	Cathy Grimes (1984)	216-391
.552	DeMya Walker (1998)	190-344
.549	DeMya Walker (1999)	168-306
.544	Tonya Cardoza (1981)	197-362

Frosh:	.614	Wendy Palmer (1993)	156-254
Soph:	.598	DeMya Walker (1997)	165-276
Junior:	.566	Wendy Palmer (1995)	227-401
Senior:	.623	Heather Burge (1993)	258-414

INDIVIDUAL - CAREER

(min. 600 fgm)

.557	DeMya Walker (1996-99)	629-1129
.552	Wendy Palmer (1993-96)	780-1412
.546	Heather Burge (1990-93)	866-1587
.528	Cathy Grimes (1982-85)	708-1342
.499	Nancy Mayer (1983-87)	633-1268
.485	Daphne Hawkins (1985-88)	635-1310
.481	Tammi Reiss (1989-92)	633-1315
.578	Tonya Cardoza (1987-91)	630-1319
.460	Dawn Staley (1989-92)	753-1637
.457	Lyndra Littles (2005-09)	682-1491

INDIVIDUAL - GAME

9-9,	Schuye LaRue vs. Washington, 11-28-99
9-9,	DeMya Walker vs. Towson, 12-11-98
9-9,	Wendy Palmer vs. Cleveland St., 11-29-95

TEAM - GAME

.700	vs. Wake Forest, 1-7-87	42-60
------	-------------------------	-------

TEAM - SEASON

.502	1984	907-1805
------	------	----------

THREE-POINT FG RECORDS



YEAR-BY-YEAR PERCENTAGE LEADERS

Year	Player	Cl.	Pos.	G	3-FGM	3-FGA	Pct.
1988	Donna Holt	Sr.	G	32	49	128	.383
1989	Amy Fuller	Fr.	G/F	22	23	49	.469
1990	Dawn Staley	So.	G	32	36	104	.346
1991	Tammi Reiss	Jr.	G	34	48	121	.397
1992	Dena Evans	Jr.	G	34	35	85	.412
1993	Dena Evans	Sr.	G	31	46	157	.293
1994	Tora Suber	Fr.	G	32	57	154	.370
1995	Monick Foote	Fr.	G/F	25	43	98	.439
1996	Tora Suber	Jr.	G	33	61	170	.359
1997	Monick Foote	Jr.	G/F	29	38	113	.336
1998	Kate Mooney	Jr.	G/F	29	45	139	.324
1999	Erin Stovall	Jr.	G	29	46	146	.315
2000	Svetlana Volnaya [^]	Jr.	F	33	54	126	.429
2001	Svetlana Volnaya [^]	Sr.	F	31	49	109	.450
2002	Anna Prillaman	So.	G	30	57	125	.456
2003	Cherrise Graham	So.	G	29	32	92	.348
2004	Anna Prillaman	Sr.	G	29	59	153	.386
2005	Brenna McGuire	So.	G	32	59	174	.339
2006	Sharneé Zoll	So.	G	32	35	92	.380
2007	Brenna McGuire	Sr.	G	34	62	179	.346
2008	Lyndra Littles	Jr.	F	30	17	44	.386
2009	Lyndra Littles	Sr.	F	25	26	60	.433
2010	Monica Wright	Sr.	G	31	31	99	.313
2011	Ataira Franklin [^]	Fr.	G	35	43	90	.478
2012	Ataira Franklin	So.	G	36	53	165	.321
2013	Ataira Franklin	Jr.	G	29	43	123	.350
2014	Ataira Franklin	Sr.	G	31	54	150	.360
2015	Breyana Mason	So.	G	31	27	62	.435
2016	Mikayla Venson	So.	G	31	70	185	.378

[^]ACC Leader

INDIVIDUAL - SEASON

3FGM	Player	G	FGA
70	Mikayla Venson (2016)	31	185
63	Telisha Quarles (2001)	32	180
63	Telisha Quarles (2000)	34	171
62	Brenna McGuire (2007)	34	179
61	Tora Suber (1996)	33	170
61	Mikayla Venson (2015)	31	148

Frosh:	61	Mikayla Venson (2015)	31	148
Soph:	70	Mikayla Venson (2016)	31	185
Junior:	63	Telisha Quarles (2001)	32	180
Senior:	62	Brenna McGuire (2007)	34	179

INDIVIDUAL - HALF

5	Anna Prillaman (2nd half)	vs. Georgia Tech, 2-11-02
5	Anna Prillaman (2nd half)	at Maryland, 1-17-02
5	Mimi McKinney (2nd half)	vs. North Carolina, 1-15-98

INDIVIDUAL - GAME

7	(7-12), Mimi McKinney	vs. North Carolina, 1-15-98
7	(7-14), Kate Mooney	vs. Florida State, 2-1-98
7	(7-12)*, Monick Foote	vs. Florida, 3-18-95

* NCAA Tournament record

TEAM - GAME

14	(14-24) at Rider, 1-2-08
----	--------------------------

TEAM - SEASON

189	2001 (189-516, .366)
-----	----------------------

INDIVIDUAL - CAREER

3FGM	Player	3FGA
220	Tora Suber (1994-97)	666
196	Brenna McGuire (2004-07)	587
193	Ataira Franklin (2011-14)	528
187	Telisha Quarles (1998-02)	545
181	Anna Prillaman (2001-04)	451
139	Tammi Reiss (1989-92)	334
134	Dena Evans (1990-93)	370
132	Monica Wright (2006-10)	439
131	Dawn Staley (1989-92)	371
131	Mikayala Venson (2015-16)	385

ATTEMPTS

INDIVIDUAL - HALF

9	Donna Holt vs. Clemson	2-20-88
		2nd half

INDIVIDUAL - GAME

14	Kate Mooney vs. Florida State	2-1-98
14	Telisha Quarles vs. Michigan	3-17-01

INDIVIDUAL - SEASON

185	Mikayla Venson (2016)	70 (Made)
-----	-----------------------	-----------

INDIVIDUAL - CAREER

666	Tora Suber (1994-97)	220 (Made)
-----	----------------------	------------

TEAM - GAME

29	(10-29) vs. Michigan	3-17-01
----	----------------------	---------

TEAM - SEASON

541	2000 (180-541, .333)
-----	----------------------

PERCENTAGE

INDIVIDUAL - GAME

6-6	Mikayla Venson vs NC State, 1-29-15
5-5	Kate Mooney vs. Virginia Tech, 2-6-97
5-5	Tammi Reiss vs. Virginia Tech, 11-28-90
5-5	Donna Holt vs. St. John's, 3-19-88

INDIVIDUAL - SEASON

.469	(23-49) Amy Fuller	1989
------	--------------------	------

INDIVIDUAL - CAREER

.416	(139-334) Tammi Reiss	1989-92
------	-----------------------	---------

TEAM - GAME

.857	(6-7) vs. St. John's	1988
------	----------------------	------

TEAM - SEASON

.371	1991 (135-364)
------	----------------



FREE THROW RECORDS

YEAR-BY-YEAR PERCENTAGE LEADERS

Year	Player	Cl.	Pos.	G	FTM	FTA	Pct.
1974	Kathy Williams*	Fr.	G	15	22	34	.647
1975	Kathy Williams*	So.	G	22	46	62	.742
1976	Amy Easter*	So.	F	20	27	43	.628
1977	Paula Shorten	Fr.	F/C	21	61	93	.656
1978	Paula Shorten	So.	F/C	25	88	135	.652
1979	Valerie Ackerman^	So.	F	28	91	122	.746
1980	Melissa Mahony^	So.	G	32	85	101	.842
1981	Melissa Mahony*	Jr.	G	32	76	90	.844
1982	Cathy Grimes	Fr.	F	28	73	105	.695
1983	Cathy Grimes	So.	F	28	78	111	.711
1984	Cathy Grimes	Jr.	F	29	108	149	.725
1985	Daphne Hawkins*	Fr.	G	26	28	33	.848
1986	Daphne Hawkins	So.	G	24	82	101	.812
1987	Donna Holt^	Jr.	G	31	84	99	.848
1988	Donna Holt^	Sr.	G	32	95	116	.819
1989	Dawn Staley	Fr.	G	31	147	177	.831
1990	Tammi Reiss	So.	G	32	128	162	.790
1991	Dawn Staley	Jr.	G	34	108	131	.824
1992	Tammi Reiss^	Sr.	G	34	145	178	.815
1993	Dena Evans	Sr.	G	31	66	83	.795
1994	Jeffra Gausepohl	So.	C	32	100	139	.719
1995	Jeffra Gausepohl*	Jr.	C	32	72	104	.692
1996	Tora Suber	Jr.	G	33	135	178	.758
1997	Tora Suber	Sr.	G	31	89	118	.754
1998	Mimi McKinney	Sr.	G	28	81	106	.764
1999	Erin Stovall	Jr.	G	29	81	107	.757
2000	Svetlana Volnaya	Jr.	F	33	105	139	.755
2001	Schuye LaRue	So.	F/C	32	83	116	.716
2002	Telisha Quarles	Sr.	G	30	89	110	.809
2003	Cherrise Graham	So.	G	29	132	163	.810
2004	LaTonya Blue	Jr.	G	28	69	86	.802
2005	LaTonya Blue	Sr.	G	30	89	119	.748
2006	Sharneé Zoll	So.	G	32	82	109	.752
2007	Monica Wright	Fr.	G	34	103	135	.763
2008	Lyndra Littles	Jr.	F	34	122	158	.772
2009	Lyndra Littles	Sr.	F	25	129	159	.811
2010	Monica Wright	Sr.	G	31	163	201	.811
2011	Ariana Mooror	Jr.	G	33	97	132	.735
2012	Ariana Mooror	Sr.	G	36	158	203	.778
2013	Sarah Imovbioh	So.	F	30	73	106	.689
2014	Kelsey Wolfe^	Sr.	G	31	77	86	.895
2015	Faith Randolph^	Jr.	G	30	88	97	.907
2016	Mikayla Venson^	So.	G	31	83	95	.874

(min. 2.5 FTM per game)

*indicates no one met minimum

^ACC Leader

ATTEMPTS

INDIVIDUAL - GAME

20 Brandi Teamer at Wake Forest, 1-6-05 (11-20)

INDIVIDUAL - SEASON

203 Ariana Mooror, 2012 (158-203)

INDIVIDUAL - CAREER

640 Heather Burge, 1989-93 (326-640)

TEAM - GAME

54 at Wake Forest, 1-6-05 (26-54)

TEAM - SEASON

915 1991 (615-915)

PERCENTAGE

INDIVIDUAL - GAME

12-12 Monica Wright vs. Florida State 01-23-09
12-12 Mimi McKinney vs. Clemson 03-01-97
12-12 Tammi Reiss vs. Wake Forest 01-24-91
11-11 Sharneé Zoll vs. Wake Forest 01-11-07
11-11 Monica Wright vs. North Carolina 02-15-10

INDIVIDUAL - SEASON

.943 (84-89) Donna Holt 1987

INDIVIDUAL - CAREER

.839 (265-316) Faith Randolph 2013-16

TEAM - GAME

14-14 vs. Memphis State 3-15-87

TEAM - SEASON

.743 (539-725) 2012

MADE FREETHROWS

INDIVIDUAL - GAME

16 Telia McCall vs. Georgia Tech, 2-13-13 (16-17)

16 Cathy Grimes vs. Maryland, 1-31-84 (16-18)

INDIVIDUAL - SEASON

FTM	Player	G	FTA
163	Monica Wright (2010)	31	201
158	Ariana Mooror (2012)	36	203
153	Lyndra Littles (2007)	34	202
147	Dawn Staley (1989)	31	177
145	Tammi Reiss (1992)	34	178
135	Tora Suber (1996)	33	178
132	Cherrise Graham (2003)	29	163
132	Dawn Staley (1990)	32	169
129	Lyndra Littles (2009)	34	159
128	Tammi Reiss (1990)	31	162
122	Lyndra Littles (2008)	34	182
118	Dawn Staley (1992)	34	146
117	Monica Wright (2009)	34	157
110	Tonya Cardoza (1991)	34	144

Frosh: 147 Dawn Staley (1989) 31 177

Soph: 153 Lyndra Littles (2007) 34 202

Junior: 135 Tora Suber (1996) 33 178

Senior: 163 Monica Wright (2010) 31 201

INDIVIDUAL - CAREER

FTM	Player	FTA
505	Dawn Staley (1989-92)	623
484	Monica Wright (2006-10)	630
470	Lyndra Littles (2005-09)	636
437	Tammi Reiss (1989-92)	552
347	Donna Holt (1984-88)	429
345	Tora Suber (1994-97)	472
338	Tonya Cardoza (1987-91)	500
329	Cathy Grimes (1982-85)	456
327	Wendy Palmer (1993-96)	562
326	Heather Burge (1990-93)	640
320	DeMya Walker (1996-99)	493

TEAM - GAME

35 vs. Georgia Tech, 3-2-08 (35-46)

TEAM - SEASON

615 1991 (615-915)



ASSISTS

INDIVIDUAL - GAME

14 Dena Evans vs. Maryland 2-23-93

INDIVIDUAL - SEASON

AST	Player	G
235^	Dawn Staley (1991)	34
216^	Sharneé Zoll (2008)	34
209	Sharneé Zoll (2007)	34
209^	Dawn Staley (1992)	34
209	Dena Evans (1993)	31
201^	Sharneé Zoll (2006)	32
176	Donna Holt (1987)	31
164	Renee Robinson (2000)	34
159	Sharneé Zoll (2005)	32
155	Donna Holt (1988)	32
144	Dawn Staley (1989)	31
143	Tora Suber (1995)	32

^Led the ACC

Frosh:	159 Sharneé Zoll (2005)	32 games
Soph:	201 Sharneé Zoll (2006)	32 games
Junior:	235 Dawn Staley (1991)	34 games
Senior:	216 Sharneé Zoll (2008)	34 games

INDIVIDUAL - CAREER

AST	Player	G
785	Sharneé Zoll (2005-2008)	132
729	Dawn Staley (1989-92)	131
561	Donna Holt (1985-88)	121
528	Dena Evans (1990-93)	134
504	Tora Suber (1994-97)	127
438	LaTonya Blue (2002-05)	119
420	Nancy Mayer (1984-87)	117
397	Jenny Boucek (1993-96)	127
390	Renee Robinson (1997-00)	121
380	Tammi Reiss (1989-92)	127

TEAM - GAME

37 vs. Cleveland State, 11-29-95

TEAM - SEASON

652 1991

BLOCKED SHOTS

INDIVIDUAL - GAME

8 DeMya Walker vs. Florida St., 1-2-98

INDIVIDUAL - SEASON

BL	Player	G
95^	DeMya Walker (1998)	29
84^	DeMya Walker (1997)	31
83^	DeMya Walker (1999)	29
68^	DeMya Walker (1996)	33
63	Jocelyn Logan-Friend (2005)	32
56	Chrissy Reese (1980)	31
49	Heather Burge (1993)	32
46	Schuye LaRue (2000)	33
45	Jeffra Gausepohl (1995)	32
45	Tonya Cardoza (1988)	31

^Led the ACC

Frosh:	68 DeMya Walker (1996)	33
Soph:	84 DeMya Walker (1997)	31
Junior:	95 DeMya Walker (1998)	29
Senior:	83 DeMya Walker (1998)	29

INDIVIDUAL - CAREER

Blocks	Player	G
330	DeMya Walker (1996-99)	122
152	Heather Burge (1990-93)	135
139	Jocelyn Logan-Friend (2002-05)	111
123	Monick Foote (1995-99)	109
110	Tonya Cardoza (1987-91)	121
108	Heidi Burge (1990-93)	134
99	Chrissy Reese (1980-83)	105
96	Laurie Carter (1984-88)	119
86	Schuye LaRue (1999-01)	66
77	Jeffra Gausepohl (1993-96)	116

TEAM - GAME

15 vs. Georgia Tech, 1-20-96

TEAM - SEASON

169 1997

STEALS

INDIVIDUAL - GAME

10 Donna Holt vs. Maryland 01-28-86
Dawn Staley vs. Temple 11-20-91
Monica Wright vs. Liberty 12-29-09

INDIVIDUAL - SEASON

Steals	Player	G
164^	Donna Holt (1987)	31
133^	Donna Holt (1986)	29
133^	Dawn Staley (1991)	34
131^	Donna Holt (1988)	32
118	Tonya Cardoza (1991)	34
117^	Dawn Staley (1992)	34
115^	Monica Wright (2010)	31
113	Lexie Gerson (2012)	36
102^	Dawn Staley (1989)	31
102	Ariana Mooror (2012)	36
102	Dawn Staley (1990)	32
102	Tonya Cardoza (1988)	31
101	Donna Holt (1985)	29

^Led the ACC

Frosh:	102 Dawn Staley (1989)	31
Soph:	133 Donna Holt (1986)	29
Junior:	164 Donna Holt (1987)	31
Senior:	131 Donna Holt (1988)	32

INDIVIDUAL - CAREER

Steals	Player	G
529	Donna Holt (1985-88)	121
454	Dawn Staley (1989-92)	131
375	Tonya Cardoza (1987-91)	121
372	Monica Wright (2006-10)	133
257	Lexie Gerson (2010-14)	127
240	Nancy Mayer (1984-87)	117
234	Sharneé Zoll (2005-2008)	132
228	Daphne Hawkins (1985-88)	111
223	Tora Suber (1994-97)	127
219	Wendy Palmer (1993-96)	126
216	LaTonya Blue (2002-05)	119
209	Renee Robinson (1997-00)	121
192	DeMya Walker (1996-99)	122

TEAM - GAME

26 vs. Old Dominion, 12-4-90

TEAM - SEASON

484 1987



REBOUNDBING RECORDS

YEAR-BY-YEAR REBOUNDBING LEADERS

Year	Player	Cl.	Pos.	G	REB	AVG
1974	Chris Dawson	Jr.	C	15	192	12.8
1975	Leslie Berens	Sr.	F	22	278	12.6
1976	Mimi Hoffman	So.	F	20	152	7.6
1977	Barbara Stenzel	So.	F	21	155	7.4
1978	Paula Shorten	So.	F/C	25	139	5.8
1979	Jackie LaBerge	So.	F	27	200	7.4
1980	Chrissy Reese	Fr.	G	31	327	10.5
1981	Chrissy Reese	So.	G	22	177	8.0
1982	Cathy Grimes	Fr.	F	28	225	8.0
1983	Cathy Grimes	So.	F	28	241	8.6
1984	Cathy Grimes^	Jr.	F	29	279	9.6
1985	Cathy Grimes	Sr.	F	29	187	6.4
1986	Trina Thomas	Jr.	F	29	170	5.9
1987	Laurie Carter	Jr.	C	29	162	5.6
1988	Dawn Bryant	Jr.	F	32	256	8.0
1989	Dawn Bryant	Sr.	F	31	238	7.7
1990	Dawn Staley	So.	G	32	214	6.7
	Heather Burge	Fr.	C	35	234	6.7
1991	Dawn Staley	Jr.	G	34	209	6.1
	Tonya Cardoza	Sr.	G/F	34	208	6.1
1992	Heather Burge	Jr.	C	34	285	8.4
1993	Heather Burge	Sr.	C	32	245	7.7
1994	Wendy Palmer^	So.	F	32	323	10.1
1995	Wendy Palmer	Jr.	F	31	327	10.5
1996	Wendy Palmer	Sr.	F	32	358	11.2
1997	DeMya Walker	So.	F	31	232	7.5
1998	DeMya Walker	Jr.	F	29	245	8.4
1999	DeMya Walker	Sr.	F	29	246	8.5
2000	Schuye LaRue	Fr.	F	33	272	8.0
2001	Schuye LaRue^	So.	F/C	32	379	11.8
2002	Brandi Teamer^	Fr.	F	30	268	8.9
2003	Brandi Teamer	So.	F	30	208	6.9
2004	Brandi Teamer	Jr.	F	24	134	5.6
2005	Brandi Teamer	Sr.	F	32	195	6.1
2006	Tiffany Sardin	Sr.	F	32	216	6.8
2007	Lyndra Littles	So.	F	34	299	8.8
2008	Aisha Mohammed	Jr.	C	34	314	9.2
2009	Aisha Mohammed^	Sr.	C	30	304	10.1
2010	Monica Wright	Sr.	G	31	200	6.5
2011	Simone Egwu	So.	C	35	183	5.2
2012	Chelsea Shine	Sr.	F	36	201	5.6
2013	Telia McCall	Sr.	F	27	208	7.7
2014	Sarah Imovbioh	Jr.	C	31	254	8.2
2015	Sarah Imovbioh^	Sr.	C	31	334	10.8
2016	Lauren Moses	So.	F	34	236	6.9

^Led the ACC

INDIVIDUAL - GAME

24 Sarah Imovbioh vs Ohio State, 11-14-15

INDIVIDUAL - SEASON

REB	Player	G
379	Schuye LaRue (2001)	32
358	Wendy Palmer (1996)	32
334	Sarah Imovbioh (2015)	31
327	Wendy Palmer (1995)	31
327	Chrissy Reese (1980)	31
323	Wendy Palmer (1994)	32
314	Aisha Mohammed (2008)	34
304	Aisha Mohammed (2009)	34
299	Lyndra Littles (2007)	34
285	Heather Burge (1992)	34
279	Cathy Grimes (1984)	29

Frosh: 327 Chrissy Reese (1980) 31

Soph: 379 Schuye LaRue (2001) 32

Junior: 327 Wendy Palmer (1995) 31

Senior: 358 Wendy Palmer (1996) 32

INDIVIDUAL - CAREER

REB	Player	G
1221	Wendy Palmer (1993-96)	126
955	Heather Burge (1990-93)	135
932	DeMya Walker (1996-99)	122
932	Cathy Grimes (1982-85)	114
881	Lyndra Littles (2005-09)	120
853	Heidi Burge (1990-93)	134
827	Dawn Bryant (1986-89)	123
805	Brandi Teamer (2002-05)	116
793	Sarah Imovbioh (2013-15)	92
772	Dawn Staley (1990-92)	131
764	Monica Wright (2006-10)	133

TEAM - GAME

77 vs. Rider 12-19-96

TEAM - SEASON

1556 1992

YEAR-BY-YEAR STATS



Year	Record	FGM-FGA	PCT	3FGM-A	PCT	FTM-A	PCT	REB	AVG	PF	PTS	AVG
1973-74	10-5 Opp	249-789 *	.316 *	* *	* *	121-265 *	.457 *	653 *	43.5 *	176	619 3.145 570	38.0
1974-75	15-7 Opp	476-1420 424-1425	.335 .298	* *	* *	168-317 158-296	.530 .534	1070 925	48.6 42.1	373 397	1120 1006	50.9 45.7
1975-76	12-9 Opp	406-1226 361-1050	.342 .346	* *	* *	200-386 204-371	.519 .550	843 802	42.2 40.1	417 432	1012 924	50.6 46.2
1976-77	10-11 Opp	482-1365 542-1440	.353 .376	* *	* *	250-396 180-327	.631 .550	960 1053	46.0 50.1	397 411	1214 1266	57.8 60.3
1977-78	8-17 Opp	538-1388 647-1584	.388 .405	* *	* *	305-514 334-520	.593 .642	1017 1021	40.7 40.8	491 523	1381 1613	55.2 64.5
1978-79	16-12 Opp	731-1643 667-1709	.445 .390	* *	* *	336-495 335-503	.679 .666	1084 1033	38.7 36.9	544 535	1798 1669	64.2 59.6
1979-80	20-12 Opp	890-1963 728-1934	.453 .376	* *	* *	405-589 438-688	.688 .637	1312 1176	41.0 36.8	632 564	2185 1894	68.3 59.2
1980-81	22-10 Opp	862-1929 718-1803	.447 .398	* *	* *	349-521 379-595	.670 .637	1194 1155	37.3 36.1	583 541	2073 1815	64.8 56.7
1981-82	17-11 Opp	778-1665 617-1521	.467 .406	* *	* *	324-493 376-558	.657 .674	1062 870	37.9 31.1	525 496	1880 1610	67.1 57.5
1982-83	15-13 Opp	830-1886 740-1721	.440 .430	* *	* *	301-467 419-467	.645 .656	1224 1014	43.7 36.2	602 477	1961 1899	70.0 67.8
1983-84	22-7 Opp	907-1805 758-1799	.502 .421	* *	* *	373-519 382-569	.719 .671	1167 956	40.2 33.0	576 528	2187 1898	75.4 65.4
1984-85	21-8 Opp	863-1835 705-1638	.470 .430	* *	* *	355-522 387-584	.680 .663	1097 1005	37.8 34.7	604 511	2081 1797	71.8 62.0
1985-86	26-3 Opp	903-1955 710-1591	.462 .446	* *	* *	486-689 436-686	.705 .636	1136 1055	39.2 36.4	657 590	2292 1856	79.0 64.0
1986-87	26-5 Opp	946-2048 758-1747	.464 .434	* *	* *	459-677 362-551	.678 .657	1221 1083	39.4 34.9	457 416	2351 1878	75.8 60.6
1987-88	27-5 Opp	938-2104 803-1866	.446 .430	98-294 67-185	.333 .362	505-749 427-636	.674 .671	1241 1244	38.8 38.9	611 624	2479 2100	77.5 65.6
1988-89	21-10 Opp	933-2050 901-1978	.455 .456	120-330 64-184	.364 .348	494-696 432-633	.710 .682	1202 1227	38.8 39.6	612 606	2480 2298	80.0 74.1
1989-90	29-6 Opp	999-2185 842-2093	.457 .402	113-315 101-302	.359 .334	552-802 560-806	.688 .695	1488 1254	42.5 35.8	695 681	2663 2345	76.1 67.0
1990-91	31-3 Opp	1131-2337 814-2008	.484 .405	135-364 72-245	.371 .294	615-915 507-790	.672 .642	1466 1273	43.1 37.4	673 745	3012 2207	88.6 64.9
1991-92	32-2 Opp	1058-2202 750-2007	.480 .374	106-294 105-358	.360 .290	566-829 415-625	.683 .664	1556 1112	45.8 32.7	605 709	2788 2020	82.0 59.4
1992-93	26-6 Opp	1020-2077 764-2005	.491 .381	82-309 126-433	.265 .291	473-772 426-621	.613 .686	1491 1090	46.6 34.1	617 654	2595 2080	81.1 65.0
1993-94	27-5 Opp	893-1897 770-1906	.471 .404	95-297 136-424	.320 .321	514-761 334-471	.675 .709	1329 1038	41.5 32.4	511 647	2395 2010	74.8 62.8
1994-95	27-5 Opp	961-2016 713-1909	.477 .373	136-398 130-459	.342 .283	429-649 362-550	.661 .658	1348 1122	42.1 35.1	570 601	2487 1918	77.7 59.9
1995-96	26-7 Opp	954-2109 688-1887	.452 .365	158-482 104-390	.328 .267	472-744 410-645	.634 .636	1463 1205	44.3 36.5	638 640	2538 1890	76.9 57.3
1996-97	23-8 Opp	848-1864 609-1781	.455 .342	158-488 113-436	.324 .259	422-628 430-650	.672 .662	1332 1115	43.0 36.0	617 572	2276 1761	73.4 56.8
1997-98	19-10 Opp	746-1819 664-1694	.410 .392	146-509 121-386	.287 .313	398-611 483-727	.651 .664	1151 1193	39.7 41.1	637 539	2036 1932	70.2 66.6
1998-99	20-9 Opp	806-1828 621-1627	.441 .382	124-428 127-386	.290 .329	466-658 498-756	.708 .659	1155 1096	39.8 37.8	650 586	2202 1867	75.9 64.4
1999-00	25-9 Opp	877-2000 775-2022	.438 .383	180-541 145-522	.333 .278	519-749 527-720	.693 .732	1250 1301	36.8 38.3	644 680	2453 2222	72.1 65.4
2000-01	18-14 Opp	865-1990 764-1892	.435 .404	189-516 118-395	.366 .299	390-631 514-756	.618 .680	1255 1237	39.2 38.7	653 633	2309 2160	72.2 67.5
2001-02	17-13 Opp	709-1742 703-1719	.407 .409	158-483 119-392	.327 .304	413-618 457-655	.668 .698	1117 1128	37.2 37.6	564 561	1989 1982	66.3 66.1
2002-03	17-14 Opp	689-1772 665-1771	.389 .375	142-442 119-390	.321 .305	434-668 477-723	.650 .660	1205 1206	38.9 38.9	616 634	1954 1926	63.0 62.1
2003-04	13-16 Opp	666-1676 671-1600	.397 .304	133-454 110-362	.293 .304	385-546 408-618	.705 .660	1068 1024	36.8 35.3	528 530	1850 1860	63.8 64.1
2004-05	21-11 Opp	798-1912 720-1836	.417 .392	132-453 128-422	.291 .303	438-673 411-619	.651 .664	1281 1137	40.0 35.5	533 579	2166 1979	67.7 61.8
2005-06	20-12 Opp	810-1992 681-1678	.407 .406	117-409 124-423	.286 .293	402-601 426-607	.669 .702	1200 1148	37.5 35.9	549 554	2139 1912	66.8 59.8
2006-07	19-15 Opp	906-2130 905-2176	.425 .416	151-506 182-516	.298 .353	510-699 437-606	.730 .721	1342 1295	39.5 38.1	574 616	2473 2429	72.7 71.4
2007-08	24-10 Opp	934-2092 818-2015	.446 .406	141-392 136-457	.360 .298	531-751 403-607	.707 .664	1326 1205	39.0 35.4	585 625	2540 2175	74.7 64.0
2008-09	24-10 Opp	911-2232 815-2010	.408 .405	125-426 183-571	.293 .320	529-764 437-622	.692 .703	1455 1235	42.8 36.3	591 643	2476 2250	72.8 66.2
2009-10	21-10 Opp	768-1937 668-1736	.396 .385	102-406 185-573	.251 .323	522-709 426-613	.736 .695	1256 1142	40.5 36.8	570 592	2160 1947	69.7 62.8
2010-11	19-16 Opp	811-2088 800-1988	.388 .402	138-442 195-579	.312 .337	578-826 462-662	.700 .698	1384 1310	39.5 37.4	634 687	2338 2257	66.8 64.5



YEAR-BY-YEAR STATS

Year	Record	FGM-FGA	PCT	3FGM-A	PCT	FTM-A	PCT	REB	AVG	PF	PTS	AVG
2011-12	25-11	804-2107	.382	134-475	.282	539-725	.743	1307	36.3	549	2281	63.4
	Opp	712-1896	.376	176-641	.275	348-532	.654	1365	37.9	581	1948	54.1
2012-13	16-14	653-1646	.397	117-417	.281	434-586	.741	1156	38.5	497	1857	61.9
	Opp	655-1716	.382	188-570	.330	303-449	.675	1049	35.0	522	1801	60.0
2013-14	14-17	776-1935	.401	164-509	.322	463-644	.719	1139	36.7	599	2179	70.3
	Opp	766-1749	.438	204-626	.326	383-589	.650	1203	38.8	593	2119	68.4
2014-15	17-14	775-1809	.428	175-484	.362	362-508	.713	1134	36.6	537	2087	67.3
	Opp	736-1809	.407	169-590	.286	338-494	.684	1122	36.2	524	1979	63.8
2015-16	18-16	794-1986	.400	179-533	.336	391-518	.755	1178	34.6	593	2158	63.5
	Opp	767-1877	.409	167-565	.296	374-560	.668	1243	36.6	570	2075	61.0

HOME ATTENDANCE



UVA BIGGEST HOME CROWDS

Att.	Opponent	Result	Date
11,895	Tennessee\$	L, 63-77	11/22/09
11,174	North Carolina	L, 58-60	2/5/86
10,048	Bowling Green\$	W, 68-39	12/8/15
8,864	NC State	W, 95-78	2/23/91
8,715	Vanderbilt^	W, 70-58	3/28/92
8,662	Maryland	L, 65-67	1/15/92
8,379	Tennessee^	L, 46-52	3/25/96
8,185	West Virginia^	W, 103-83	3/26/92
7,300	G. Washington^	W, 97-58	3-22-92
7,261	NC State	W, 101-70	1/11/92
7,107	Maryland \$	L, 74-83	2/11/07
7,034	North Carolina	W, 69-59	3/2/03
7,001	Virginia Tech \$	W, 70-57	1/13/08
7,001	Wake Forest	W, 57-54	2/27/05
6,954	Florida State	L, 71-73	2/22/04
6,938	Clemson	W, 85-52	1/18/92
6,923	Duke	W, 93-48	2/15/92
6,887	Florida State	W, 79-45	2/18/95
6,516	Clemson	W, 83-64	2/26/06
6,474	Georgia Tech	W, 79-74	1/25/92
6,460	Florida State	W, 81-43	1/27/92
6,450	Tennessee\$	W, 69-64	11/20/11
6,379	North Carolina	W, 63-52	2/26/92
6,281	Virginia Tech \$	W, 69-61	2/8/09
6,264	Virginia Tech \$	W, 55-46	2/28/10
6,200	Duke	W, 86-61	2/9/91
6,093	SW Missouri St.^	W, 67-63	3/19/94
5,891	Maryland	W, 56-41	2/26/95
5,872	NC State	W, 79-73	1/17/93
5,808	NC State	W, 60-51	2/20/00
5,750	Maryland	W, 75-46	1/24/96
5,740	Florida^	W, 69-55	3/21/93
5,656	Texas	W, 77-47	12/7/91
5,655	NC State	W, 91-66	2/9/97
5,620	Maryland	W, 87-73	2/23/93
5,613	Connecticut	W, 64-43	2/17/92
5,600	Maryland	W, 76-59	1/16/91
5,595	Florida State	W, 76-68	1/30/93
5,569	Florida State	W, 73-55	2/21/99
5,559	North Carolina \$	L, 82-90	2/15/08
5,550	North Carolina	W, 83-74	2/9/94
5,533	Fordham	W, 105-55	12/29/94
5,500	Clemson	W, 89-62	2/16/91
5,473	North Carolina	L, 68-79	1/18/99
5,423	Virginia Tech\$	W, 8064	2/16/14
5,355	North Carolina	W, 76-73	2/11/01
5,215	Duke	W, 78-62	1/10/95
5,103	North Carolina 2ot	L, 84-85	2/15/98
5,085	Pennsylvania	W, 92-66	11/27/93
5,060	NC State	W, 79-73	1/17/93
5,045	Georgia Tech	W, 88-75	1/22/94
5,020	Duke	W, 76-57	1/9/93
5,012	Clemson\$	W, 65-48	2/21/16
5,000	Georgia Tech	W, 98-94	2/2/91
5,000	North Carolina	L, 60-62	2/3/82

^NCAA Tournament

\$ John Paul Jones Arena

The Virginia women's basketball team averaged close to 4,000 fans per game in the 1990s. Virginia was one of the first teams in the country to consistently average over 3,000 fans per game. Below are the year-by-year attendance figures since 1982 when attendance figures were recorded for women's basketball at UVA.

Year	Games	Home	Avg.	Away	Avg.	Neutral	Avg.	Total	Avg.
1981-82	28	11,648	971	6,270	570	1,750	350	19,668	702
1982-83	28	3,794	316	13,066	1,188	6,063	1,213	22,923	819
1983-84	29	10,508	751	5,888	535	5,290	1,323	21,686	748
1984-85	29	10,072	775	14,416	1,311	3,762	752	8,322	1,321
1985-86	29	26,188	1,746	4,437	555	4,772	795	35,397	1,221
1986-77	31	12,481	892	21,696	1,669	8,700	2,175	42,877	1,383
1987-88	32	14,155	1,011	7,914	791	12,326	1,541	34,395	1,075
1988-89	31	18,039	1,127	11,574	1,052	5,830	1,458	35,443	1,143
1989-90	35	16,813	1,201	16,817	1,401	35,515	3,946	69,145	1,976
1990-91	34	57,914	3,861	34,674	3,467	33,415	3,713	126,003	3,706
1991-92	34	106,969	6,292	45,157	3,763	27,504	5,501	179,624	5,283
1992-93	32	69,134	4,609	32,194	3,219	29,960	4,280	131,288	4,103
1993-94	32	72,306	4,519	25,085	2,280	17,725	3,545	115,116	3,597
1994-95	32	66,560	4,754	40,791	3,708	26,307	3,758	133,658	4,177
1995-96	32	75,261	4,181	36,580	3,048	8,971	2,990	120,812	3,661
1996-97	31	50,264	3,590	32,549	2,504	17,703	4,251	99,816	3,220
1997-98	29	42,547	3,273	27,199	2,092	11,193	3,731	80,939	2,791
1998-99	29	51,368	3,425	24,971	2,270	19,823	6,608	96,162	3,316
1999-00	34	55,571	3,269	21,112	1,919	23,835	3,972	100,518	2,956
2000-01	32	52,212	3,481	25,496	1,961	20,071	5,017	97,779	3,055
2001-02	30	42,051	3,004	29,035	2,420	23,835	5,959	94,921	3,164
2002-03	31	48,180	3,706	43,585	3,113	23,692	5,923	115,457	3,724
2003-04	29	45,403	3,243	21,346	1,941	12,958	3,240	79,707	2,749
2004-05	32	44,848	2,803	32,350	3,235	32,006	5,334	109,204	3,413
2005-06	32	47,282	2,956	27,390	2,490	21,800	4,360	96,472	3,015
2006-07	34	69,688	3,668	34,598	3,145	10,441	2,610	114,727	3,374
2007-08	34	58,460	3,439	39,488	3,949	19,595	2,799	117,543	3,457
2008-09	34	58,122	3,419	49,836	4,531	18,321	3,054	126,279	3,714
2009-10	31	65,506	3,853	26,211	2,621	8,354	2,088	100,071	3,228
2010-11	35	57,908	3,048	40,095	3,341	5,934	1,484	103,937	2,970
2011-12	36	63,039	3,151	24,968	2,080	15,497	3,874	103,504	2,875
2012-13	30	56,467	3,764	16,983	1,415	6,066	2,022	79,0516	2,651
2013-14	31	52,558	3,754	20,848	1,737	6,673	1,335	80,079	2,583
2014-15	31	56,671	3,334	35,394	2,606	4,114	2,062	92,056	2,969
2015-16	34	57,598	3,600	38,364	2,589	2,112	528	98,074	2,884

ALL-TIME HOME RECORD

UNIVERSITY HALL

Year	W	L	Pct.
1973-74	5	2	.714
1974-75	5	2	.714
1975-76	7	4	.636
1976-77	7	4	.636
1977-78	4	6	.400
1978-79	8	3	.727
1979-80	13	3	.813
1980-81	11	4	.733
1981-82	10	2	.833
1982-83	9	3	.750
1983-84	13	1	.929
1984-85	11	2	.846
1985-86	13	2	.867
1986-87	14	0	1.000
1987-88	14	0	1.000
1988-89	13	3	.813
1989-90	13	1	.929
1990-91	14	1	.933
1991-92	16	1	.941
1992-93	15	0	1.000
1993-94	16	0	1.000
1994-95	14	0	1.000
1995-96	15	3	.833
1996-97	12	2	.857
1997-98	10	3	.769
1998-99	12	3	.800
1999-00	16	1	.847
2000-01	12	3	.800
2001-02	10	4	.714
2002-03	11	2	.846
2003-04	7	7	.500
2004-05	12	4	.750
2005-06	11	5	.688

U-Hall:

302-149 (30 years)

JOHN PAUL JONES ARENA

Year	W	L	Pct.
2006-07	13	6	.684
2007-08	14	3	.824
2008-09	15	2	.882
2009-10	13	4	.765
2010-11	13	6	.684
2011-12	17	3	.850
2012-13	10	5	.667
2013-14	9	5	.642
2014-15	13	4	.764
2015-16	10	6	.625

JPJA: 127-44 (10 years)

Totals 429 193 .689



ALL-TIME RESULTS

1973-74

Head Coach—Barbara Kelly

Home 5-2, Away 5-2, Neutral 0-1
Stat Leaders: Chris Dawson 10.2 ppg, 12.8 rpg

N 30	at Mary Washington	W	37-32
D 4	at Norfolk State	W	37-33
D 12	OLD DOMINION	W	46-40
J 17	VIRGINIA COMM.	L	53-46
J 25	RAND. MACON-WC	W	44-31
J 26	NORFOLK STATE	W	43-36
F 4	VIRGINIA TECH	L	39-33
F 7	at Roanoke	L	52-34
F 13	VIRGINIA STATE	W	43-41
F 18	at Lynchburg	W	52-36
F 20	MARY WASHINGTON	W	44-23
F 21	at Emory & Henry	L	53-41
F 22	at Mary Washington	W	58-41
F 23	at Virginia State	W	37-35
F 24	vs. Virginia Comm.+	L	25-24

+ VAIW (Williamsburg, Va.)

1974-75

Head Coach—Barbara Kelly

Home 5-2, Away 8-4, Neutral 2-1
Stat Leaders: Chris Dawson 12.7 ppg; Leslie Berens 12.6 rpg

N 19	at Hollins	W	46-26
N 21	at Mary Washington	W	50-29
N 26	at Longwood	L	53-43
D 7	NC STATE	L	57-45
D 10	at VCU	L	52-47
J 16	at Roanoke	W	51-36
J 18	at Radford	L	52-44
J 21	at Eastern Mennonite	W	59-39
J 27	at Old Dominion	L	57-55
J 29	NORFOLK STATE	L	52-40
J 31	LYNCHBURG	W	58-25
F 5	VIRGINIA TECH	W	57-45
F 8	at Bridgewater	WOT	57-52
F 11	at Randolph Macon-WC	W	60-53
F 13	at Mary Baldwin	W	51-48
F 15	CLINCH VALLEY	W	61-50
F 17	at Virginia State	W	51-49
F 19	EMORY & HENRY	W	61-42
F 22	WILLIAM & MARY	W	37-33
F 27	vs. Radford+	L	57-37
F 29	vs. Longwood+	W	56-52
M 1	vs. Bridgewater+	W	54-47

+ VAIW (Lynchburg, Va.)

1975-76

Head Coach—Dan Bonner

Home 7-4, Away 4-3, Neutral 1-2
Stat Leaders: Kathy Williams 10.2 ppg; Mimi Hoffman 7.6 rpg

D 2	at Mary Washington	W	41-19
D 4	at Randolph Macon-WC	W	47-45
D 8	at Sweet Briar	W	72-23
D 10	OLD DOMINION	W	52-38
J 12	HOLLINS	W	53-41
J 14	VIRGINIA TECH	L	48-44
J 16	at Norfolk State	L	58-43
J 20	at Bridgewater	L	47-40
J 23	EMORY & HENRY (forfeit)	W	1-0
J 24	at Radford	L	54-52
J 27	at William & Mary	W	49-46
J 31	NC STATE	L	60-38
F 5	WAKE FOREST (1)	W	71-62
F 6	NORTH CAROLINA (1)	L	49-40
F 9	VIRGINIA COMM.	L	55-47
F 12	ROANOKE	W	61-44
F 14	MARY WASHINGTON	W	60-27
F 18	JAMES MADISON	W	67-57
F 20	Virginia State+	W	57-43
F 26	Longwood+	L	69-54
F 28	vs. Virginia Comm.+	L	39-34

(1) Virginia Invitational (Charlottesville, Va.)
+ VAIW (Bridgewater, Va.)

10-5

1976-77

Head Coach—Dan Bonner

Home 7-4, Away 3-5, Neutral 0-2
Kathy Williams 12.4 ppg; Barbara Stenzel 7.4 rpg

D 1	RAND.-MACON (Ash.)	W	47-40
D 3	at Wake Forest	W	67-51
D 4	at North Carolina	L	60-54
D 7	at #20 Old Dominion	L	85-53
D 9	VIRGINIA TECH	W	54-52
J 18	at #16 NC State	L	83-55
J 22	RADFORD	L	64-39
J 26	OLD DOMINION	L	71-38
J 28	NORFOLK STATE	L	52-50
J 31	BRIDGEWATER	W	62-54
F 5	GEORGETOWN	W	60-48
F 8	at Virginia State	L	70-58
F 10	NORTH CAROLINA (1)	W	71-59
F 11	#13 MARYLAND (1)	L	79-67
F 15	at James Madison	L	88-34
F 19	WILLIAM & MARY	W	74-36
F 21	at Virginia Comm.	W	64-51
F 23	at Virginia Tech	W	67-58
F 26	LONGWOOD	W	7-56
M 3	Radford+	L	61-56
M 4	vs. VCU+	LOT	48-47

(1) Virginia Invitational (Charlottesville, Va.)
+ VAIW (Norfolk, Va.)

10-11

1977-78

Head Coach—Debbie Ryan

Home 4-6, Away 3-8, Neutral 1-3
Stat Leaders: Paula Shorten 10.2 ppg, 5.8 rpg

N 28	VIRGINIA UNION	W	54-48
D 3	at #9 Old Dominion	L	74-26
D 5	*at Duke	W	73-55
D 8	VIRGINIA STATE	L	73-66
D 20	at North Carolina (2)	L	81-58
D 21	Charleston (2)	L	76-44
J 9	VIRGINIA TECH	W	54-39
J 13	*WAKE FOREST	L	60-59
J 14	*#4 NC STATE	L	77-62
J 17	*NORTH CAROLINA	L	77-66
J 19	at Norfolk State	W	66-64
J 21	*at Clemson	L	86-58
J 23	#7 OLD DOMINION	L	71-49
J 28	at #11 St. Joseph's (Pa.)	L	91-59
J 29	at Villanova	L	64-60
F 1	*at #8 Maryland	L	69-38
F 7	at Radford	L	67-55
F 9	CLEMSON %	L	73-59
F 14	VIRGINIA COMM.	W	55-52
F 16	at Longwood	L	55-42
F 21	JAMES MADISON	W	60-49
F 24	at Bridgewater	W	56-49
M 2	vs. Longwood +	L	63-50
M 3	vs. Virginia Tech +	W	58-38
M 4	vs. Norfolk State +	L	62-54

(2) UNC Christmas Tournament (Chapel Hill, N.C.)
+ VAIW (Norfolk, Va.)
% ACC Tournament (Charlottesville, Va.)
* ACC regular-season contest

1978-79

Head Coach—Debbie Ryan

Home 8-3, Away 7-5, Neutral 1-4
Val Ackerman 16.1 ppg; Jackie LaBerge 7.4 rpg

N 28	at Randolph-Macon (Ash.)	W	75-33
N 30	GEORGE MASON	W	94-47
D 4	NORFOLK STATE	W	54-43
D 6	at #5 Old Dominion	L	79-56
D 18	at Princeton (3)	W	85-56
D 19	Northwestern (3)	L	73-49
J 6	at Campbell	L	87-79
J 8	*at Wake Forest	W	87-54
J 10	*at North Carolina	L	85-56
J 12	PENNSYLVANIA	W	84-37
J 15	at Virginia Union	W	51-41
J 17	at Virginia Tech	W	64-58
J 20	*CLEMSON	L	62-59
J 21	*#3 MARYLAND	L	78-57
J 24	*DUKE	W	68-61
J 26	RADFORD	W	60-43
J 31	*at #6 NC State	L	88-63
F 3	VILLANOVA	L	59-55
F 6	GEO. WASHINGTON	W	54-50
F 8	vs. North Carolina%	L	86-51
F 13	at Virginia Comm.	W	67-60
F 15	at James Madison	L	65-46
F 19	LONGWOOD	W	74-54
F 21	at William & Mary	W	60-45
F 23	BRIDGEWATER	W	77-52
M 1	vs. Virginia Comm.+	W	79-47
M 2	vs. James Madison+	L	73-45
M 3	vs. Radford+	L	53-49

(3) Princeton Christmas Tournament (Princeton, N.J.)
+ VAIW (Blacksburg, Va.)
% ACC Tournament (Raleigh, N.C.)
* ACC regular-season contest

1979-80

Head Coach—Debbie Ryan

Home 13-3, Away 6-5, Neutral 1-4
Stat Leaders: Melissa Mahony 15.3 ppg; Chrissy Reese 10.5 rpg

N 19	at Longwood	W	69-38
N 24	*GEORGIA TECH (4)	W	85-44
N 25	*DUKE (4)	W	74-58
N 27	VIRGINIA UNION	W	83-40
N 30	CAMPBELL	W	77-60
D 2	at Virginia State	W	76-63
D 4	at Norfolk State	L	57-53
D 17	at Temple	L	58-57
D 29	St. PETER'S	W	52-51
J 2	*WAKE FOREST	W	78-35
J 5	*NORTH CAROLINA	LOT	66-65
J 7	COLORADO	W	65-63
J 12	*at #12 Maryland	L	77-63
J 14	vs. Virginia Tech @	W	48-39
J 16	#2 OLD DOMINION	L	86-51
J 19	*at #16 Clemson	L	88-71
J 23	*at Duke	L	65-63
J 26	NAVY	W	93-67
J 29	at Radford	W	54-49
F 1	*#10 NC STATE	LOT	81-79
F 4	WILLIAM & MARY	W	87-51
F 8	vs. Clemson %	L	78-76
F 13	VIRGINIA COMM.	W	76-33
F 16	at Richmond	W	82-39
F 20	JAMES MADISON	W	78-40
F 23	at George Washington	W	55-53
F 25	at George Mason	W	71-67
F 27	VIRGINIA UNION +	W	67-56
M 2	#1 OLD DOMINION +	L	95-56
M 20	vs. Wayland Baptist &	W	67-62
M 21	vs. North Carolina &	L	68-61
M 22	vs. Drake &	L	67-53

(4) Charlottesville Tipoff Classic (Charlottesville, Va.)
@ Richmond, Va.
* ACC regular-season contest
% ACC Tournament (College Park, Md.)
+ VAIW (Charlottesville) & NIT Tourney (Amarillo, Tx.)

ALL-TIME RESULTS



1980-81 22-10, 5-2 ACC (4th) Head Coach—Debbie Ryan

Home 11-4, Away 5-4, Neutral 6-2
Stat Leaders: Melissa Mahony 13.2 ppg; Chrissy Reese 8.0 rpg

N 21	VIRGINIA COMM. (4)	W	95-32
N 22	NAVY (4)	W	54-47
N 25	MOUNT ST. MARY'S	W	76-64
N 29	*at North Carolina	L	55-51
N 30	*at Wake Forest	W	92-51
D 2	VIRGINIA STATE	W	76-41
D 7	at Virginia Union	W	52-44
D 10	*DUKE	W	73-57
D 27	vs. Indiana (5)	W	58-56
D 28	at Queens (5)	W	61-52
D 29	vs. East Carolina (5)	W	58-52
J 3	Virginia Tech @	W	58-43
J 7	GEORGETOWN	W	72-58
J 9	WILLIAM & MARY	W	74-49
J 12	*CLEMSON	W	77-67
J 15	#4 LONG BEACH STATE	L	73-71
J 17	*at Georgia Tech	W	66-42
J 21	GEO. WASHINGTON	W	73-54
J 25	EAST CAROLINA	L	84-78
J 28	*#11 MARYLAND	W	71-57
J 31	*at #13 NC STATE	L	98-64
F 3	at #2 Old Dominion	L	51-36
F 9	NORFOLK STATE	W	58-57
F 13	vs. Georgia Tech%	W	61-49
F 14	vs. #12 Maryland %	L	50-74
F 18	at James Madison	W	69-60
F 22	vs. Notre Dame ^	W	68-40
F 25	#17 NC STATE	L	76-71
F 28	#14 SOUTH CAROLINA	L	71-52
M 6	Virginia Union +	L	63-58
M 7	Virginia Tech +	W	49-41
M 10	at Tennessee &	L	81-54

(4) Charlottesville Tipoff Classic (Charlottesville, Va.)
(5) Queens Tournament (Flushing, N.Y.)
@ Roanoke, Va. *Chicago, Ill.
% ACC Tournament (Clemson, S.C.) *ACC regular-season
+ VAIAW (Harrisonburg, Va.) & AIAW (Knoxville, Tenn.)

1981-82 17-11, 3-7 ACC (5th) Head Coach—Debbie Ryan

Home 10-2, Away 5-6, Neutral 2-3
Stat Leaders: Cathy Grimes 13.8 ppg, 8.0 rpg

N 20	FLORIDA (4)	W	64-58
N 21	MOUNT ST. MARY'S (4)	W	83-70
N 24	at UNC-Greensboro	W	78-39
N 30	AMERICAN	W	77-48
D 2	at Georgetown	W	72-57
D 5	at William & Mary	W	60-43
D 8	VIRGINIA UNION	W	67-50
D 19	DARTMOUTH	W	68-60
D 27	vs. New Hampshire (5)	L	63-62
D 28	vs. Northeastern (5)	W	53-45
D 29	vs. San Diego State (5)	W	38-34
J 2	JAMES MADISON	W	91-46
J 4	GEO. WASHINGTON	W	75-45
J 9	*at North Carolina	L	74-65
J 10	at East Carolina	L	64-62
J 14	#6 OLD DOMINION	W	77-70
J 16	*GEORGIA TECH	W	75-45
J 20	*at #6 Maryland	L	67-62
J 23	*#5 NC STATE	L	69-64
J 27	*at Duke	L	80-63
J 30	at Liberty	W	87-46
F 3	*NORTH CAROLINA	L	62-60
F 6	Virginia Tech @	L	63-56
F 10	*WAKE FOREST	W	82-48
F 13	*at Clemson	L	75-65
F 15	*at Georgia Tech	W	56-51
F 20	*at #7 NC State	L	66-55
F 26	vs. #16 Maryland %	L	72-63

(4) Charlottesville Tipoff Classic (Charlottesville, Va.)
(5) Queens Tournament (Flushing, N.Y.)
@ Roanoke, Va. % ACC Tournament (Raleigh, N.C.)
* ACC regular-season contest

1982-83 15-13, 4-9 ACC (6th) Head Coach—Debbie Ryan

Home 9-3, Away 4-7, Neutral 2-3
Stat Leaders: Cathy Grimes 17.1 ppg, 8.6 rpg

N 21	*GEORGIA TECH	W	80-59
N 29	UNC-GREENSBORO	W	92-50
N 30	at George Washington	W	76-57
D 3	VIRGINIA COMM. (6)	W	86-37
D 4	MOUNT ST. MARY'S (6)	W	68-62
D 9	at Richmond	W	78-63
D 17	vs. Georgia State (7)	W	61-60
D 18	vs. Tennessee Tech (7)	W	70-67
D 19	vs. Ohio State (7)	L	74-63
D 30	*at Duke	L	73-63
J 2	E. TENNESSEE STATE	WOT	70-65
J 5	*at #3 Maryland	L	90-75
J 8	VIRGINIA TECH	W	70-66
J 12	*at #20 NC State	L	67-55
J 15	*NORTH CAROLINA	WOT	78-74
J 19	at #6 Old Dominion	L	99-48
J 22	*CLEMSON	L	76-71
J 28	*at Wake Forest	W	79-69
F 2	*#5 MARYLAND	L	73-62
F 5	*DUKE	W	66-63
F 9	at James Madison	W	56-51
F 12	*at #2 North Carolina	L	88-78
F 14	*at Georgia Tech	L	55-54
F 17	GEORGE MASON	W	83-54
F 20	#18 Rutgers @	L	67-63
F 23	*at Clemson	LOT	86-84
F 26	*#16 NC STATE	L	84-69
M 4	#7 Maryland %	L	70-63

(6) Shoney's Cavalier Classic (Charlottesville, Va.)
(7) South Florida Invitational (Tampa, Fla.)
@ Meadowlands, N.J.
% ACC Tournament (Fayetteville, N.C.)
* ACC regular-season contest

1983-84 22-7, 11-3 ACC (1st) Head Coach—Debbie Ryan

ACC Regular-Season Champions

Home 13-1, Away 7-4, Neutral 2-2

Stat Leaders: Cathy Grimes 18.6 ppg, 9.6 rpg

N 22	at George Mason	W	86-53
N 29	*at Duke	W	72-58
D 2	SCRANTON (6)	W	110-50
D 3	#15 PENN STATE (6)	W	88-69
D 7	*at Wake Forest	W	78-69
D 17	LIBERTY	W	81-37
D 19	at E. Tennessee State	WOT	71-68
D 29	at Boston College (8)	W	58-46
D 30	#10 Old Dominion (8)	L	79-50
J 4	Virginia Tech @	W	88-70
J 5	*#18 CLEMSON	W	83-75
J 8	JAMES MADISON	W	57-52
J 12	*#16 NC STATE	W	75-64
J 14	*at North Carolina	L	85-72
J 17	RICHMOND	W	79-55
J 21	*at #14 Clemson	W	77-76
J 23	*at Georgia Tech	W	75-65
J 26	#18 OLD DOMINION	L	74-58
J 31	*#16 MARYLAND	W	77-61
F 4	*DUKE	W	82-55
F 9	*#15 NORTH CAROLINA	W	88-72
F 11	*WAKE FOREST	W	82-66
F 15	*at #19 Maryland	L	82-51
F 18	*GEORGIA TECH	W	89-50
F 21	GEO. WASHINGTON	W	78-57
F 25	*at #15 NC State	L	70-66
M 2	vs. Georgia Tech %	W	75-58
M 3	vs. North Carolina %	L	96-68
M 17	at #16 NC State \$	L	86-73

@ Roanoke, Va.
(6) Shoney's Cavalier Classic (Charlottesville, Va.)
(8) Nike-Boston College Christmas Classic (Boston, Mass.)
% ACC Tournament (Fayetteville, N.C.)
* ACC regular-season contest \$NCAA Tournament

1984-85 21-8, 9-5 ACC (3rd) Head Coach—Debbie Ryan

Home 11-2, Away 6-5, Neutral 4-1
Stat Leaders: Nancy Mayer 12.1 ppg; Cathy Grimes 6.4 rpg

N 24	MAINE	W	115-57
N 27	GEORGE MASON	W	87-49
N 30	*at Wake Forest	W	77-66
D 4	at #1 Old Dominion	L	80-58
D 7	VIRGINIA COMM. (9)	W	81-46
D 8	UNC-CHARLOTTE (9)	W	57-56
D 20	at South Carolina	W	70-68
D 28	vs. Memphis State (10)	W	81-69
D 29	vs. Cleveland State (10)	W	99-59
D 31	vs. Illinois (10)	W	74-51
J 5	*at Duke	W	75-58
J 10	*at NC State	L	71-46
J 13	*NORTH CAROLINA	WOT	64-62
J 16	VIRGINIA TECH	W	62-74
J 19	*at Clemson	L	75-67
J 21	*at Georgia Tech	W	71-47
J 26	*WAKE FOREST	W	73-53
J 30	*at Maryland	W	63-50
F 2	*DUKE	W	74-66
F 5	*at North Carolina	L	77-75
F 9	LOUISVILLE	W	74-60
F 10	at James Madison	W	57-49
F 13	*MARYLAND	W	65-61
F 16	*GEORGIA TECH	W	97-67
F 20	*CLEMSON	L	66-63
F 23	*NC STATE	L	78-70
M 1	vs. Maryland %	W	64-53
M 2	vs. North Carolina %	L	76-55
M 16	at #13 Tennessee \$	L	65-55

(9) Investors' Classic (Charlottesville, Va.)
(10) Women's Court Classic (Coral Gables, Fla.)
% ACC Tournament (Fayetteville, N.C.)
* ACC regular-season contest \$NCAA Tournament

1985-86 26-3, 13-1 ACC (1st) Head Coach—Debbie Ryan

ACC Regular-Season Champions

Home 13-2, Away 7-0, Neutral 6-1

Daphne Hawkins 17.0 ppg; Trina Thomas 5.9 rpg

N 22	JAMES MADISON	W	71-57
N 24	*GEORGIA TECH	W	86-52
N 29	vs. #8 Auburn (11)	W	84-71
N 30	vs. Mercer (11)	W	93-52
D 3	#13 OLD DOMINION	W	86-71
D 6	WISCONSIN (9)	W	82-59
D 7	NORTHEASTERN (9)	W	61-42
D 10	Virginia Tech @	W	87-58
D 21	SOUTH CAROLINA	W	85-58
D 28	vs. Rhode Island (12)	W	80-57
D 29	at Syracuse (12)	W	84-61
J 4	UNC-CHARLOTTE	W	88-65
J 7	*#18 NC STATE	W	65-64
J 11	*at Clemson	WOT	96-89
J 13	#13 RUTGERS	W	75-63
J 18	*#20 DUKE	W	90-76
J 21	*at Wake Forest	W	75-42
J 25	*at #5 North Carolina	W	84-79
J 28	*MARYLAND	W	73-47
F 1	*at #18 Duke	W	81-67
F 5	*#15 NORTH CAROLINA	L	60-58
F 8	*at Maryland	W	80-75
F 12	*WAKE FOREST	W	66-59
F 15	*at Georgia Tech	W	82-64
F 19	*at NC State	W	70-62
F 22	*CLEMSON	W	90-79
M 1	vs. Georgia Tech %	W	90-64
M 2	vs. Maryland %	L	93-68
M 15	#17 JAMES MADISON \$	L	71-62

(9) Investors' Classic (Charlottesville, Va.)
(11) Sunshine Classic (Orlando, Fla.)
(12) Carrier Classic (Syracuse, N.Y.) @Roanoke, Va.
% ACC Tournament (Fayetteville, N.C.)
* ACC regular-season contest \$NCAA Tournament



ALL-TIME RESULTS

1986-87 26-5, 12-2 ACC (1st) Head Coach—Debbie Ryan

ACC Regular-Season Champions

Home 14-0, Away 9-4, Neutral 3-1

Stat Leaders: Daphne Hawkins 13.7 ppg; Laurie Carter 5.6 rpg

N 29	DUQUESNE	W	99-36
D 2	at #18 Old Dominion	W	75-59
D 5	MICHIGAN (9)	W	74-39
D 6	ST JOHN'S (9)	W	78-42
D 9	VIRGINIA TECH	W	73-43
D 11	at #15 James Madison	W	59-52
D 20	#2 LOUISIANA TECH	W	77-66
D 29	vs. #18 Illinois (13)	W	97-71
D 30	at Stanford (13)	W	69-66
J 1	at Univ. of Pacific	W	101-79
J 5	*#15 NC STATE	W	75-57
J 7	*WAKE FOREST	W	105-58
J 10	*NORTH CAROLINA	W	81-66
J 13	at #5 Rutgers	L	81-58
J 17	*at Georgia Tech	W	76-66
J 21	*at North Carolina	W	73-63
J 24	*DUKE	W	71-43
J 28	*at Maryland	W	63-61
J 31	*at Clemson	W	83-77
F 2	*at Wake Forest	W	70-61
F 7	*at #13 NC State	L	70-69
F 11	*GEORGIA TECH	W	78-56
F 14	*CLEMSON	W	82-66
F 16	DEPAUL	W	82-49
F 19	*MARYLAND	W	71-61
F 21	*at Duke	L	77-76
F 28	vs. Wake Forest %	W	70-56
M 1	vs. Maryland %	W	76-59
M 2	vs. #16 NC State %	L	57-56
M 15	MEMPHIS STATE \$	W	76-75
M 19	at #7 Tennessee \$ @	L	66-58

(9) Investors' Classic (Charlottesville, Va.)
(13) Cardinal Classic (Stanford, Calif.)
% ACC Tournament (Fayetteville, N.C.)
* ACC regular-season contest
\$ NCAA Tournament
@ NCAA Midstate Regional (Knoxville, Tenn.)

1987-88 27-5, 12-2 ACC (T1st) Head Coach—Debbie Ryan

ACC Regular-Season Champions

Home 14-0, Away 9-2, Neutral 4-3

Stat Leaders: Daphne Hawkins 18.5 ppg; Dawn Bryant 8.6 rpg

N 28	AMERICAN	W	91-62
D 1	#20 OLD DOMINION	W	57-55
D 4	ALABAMA (9)	W	81-58
D 5	SYRACUSE (9)	W	87-50
D 8	at Virginia Tech	W	74-57
D 11	at Penn State	W	59-54
D 28	at Miami (Fla.) (14)	W	78-69
D 29	vs. #5 Iowa (14)	L	75-59
D 30	vs. #8 Rutgers (14)	W	80-73
J 4	NOTRE DAME	W	79-59
J 6	*WAKE FOREST	W	70-61
J 9	at DePaul	W	75-63
J 12	*#14 MARYLAND	W	84-66
J 16	*NC STATE	W	87-59
J 20	*GEORGIA TECH	W	90-69
J 23	*at #13 Duke	W	72-49
J 27	#20 JAMES MADISON	W	81-69
J 30	*at North Carolina	W	81-73
F 3	*at #12 Maryland	L	83-79
F 6	*CLEMSON	W	67-64
F 10	*at #16 Wake Forest	W	81-67
F 13	*at NC State	W	88-68
F 17	*NORTH CAROLINA	W	64-57
F 20	*at Clemson	L	85-77
F 25	*at Georgia Tech	W	91-68
F 27	*DUKE	W	79-67
M 5	vs. NC State %	W	82-64
M 6	vs. Clemson %	W	66-57
M 7	vs. #10 Maryland %	L	76-70
M 19	ST. JOHN'S \$	W	85-64
M 24	#8 Rutgers \$ @	W	89-75
M 26	#1 Tennessee \$ @	L	84-76

(9) Investors' Classic (Charlottesville, Va.)
(14) Burger King/Orange Bowl Classic (Miami, Fla.)
% ACC Tournament (Fayetteville, N.C.)
* ACC regular-season contest
\$ NCAA Tournament
@ NCAA East Regional (Norfolk, Va.)

1988-89 21-10, 8-6 ACC (4th) Head Coach—Debbie Ryan

Home 13-3, Away 6-5, Neutral 2-2

Stat Leaders: Dawn Staley 18.5 ppg; Dawn Bryant 7.7 rpg

N 26	ST. PETER'S	W	75-53
N 29	VIRGINIA TECH	W	75-73
D 2	ARIZONA (9)	W	87-58
D 3	GEORGETOWN (9)	W	107-44
D 6	at Old Dominion	L	87-68
D 10	at #3 Louisiana Tech	L	88-66
D 20	at Richmond	W	65-63
D 28	vs. Fordham (15)	W	98-86
D 29	at Villanova (15)	W	69-50
J 2	BUCKNELL	W	81-48
J 5	PENN STATE	W	85-76
J 7	*#20 DUKE	W	78-66
J 8	LIBERTY	W	102-61
J 11	*at #20 Clemson	W	64-63
J 14	*#19 NC STATE	L	103-86
J 18	*NORTH CAROLINA	W	92-64
J 21	*at Georgia Tech	L	105-80
J 24	*at #7 Maryland	L	86-73
J 28	*WAKE FOREST	W	80-74
F 1	*at North Carolina	W	87-79
F 4	*GEORGIA TECH	W	91-74
F 8	*at Wake Forest	W	94-76
F 11	*at Duke	W	99-81
F 15	*MARYLAND	LOT	104-99
F 18	*CLEMSON	L	93-84
F 21	VIRGINIA COMM.	W	77-61
F 25	*at #15 NC State	L	78-56
M 4	Wake Forest %	WOT	68-67
M 5	#5 Maryland %	L	89-66
M 19	WEST VIRGINIA \$	W	81-68
M 23	vs. #1 Tennessee \$ @	L	80-47

(9) Investors' Classic (Charlottesville, Va.)
(15) Wildcat Classic (Villanova, Pa.)
% ACC Tournament (Fayetteville, N.C.)
* ACC regular-season contest
\$ NCAA Tournament
@ NCAA East Regional (Bowling Green, Ky.)

1989-90 29-6, 11-3 ACC (2nd) Head Coach—Debbie Ryan

ACC Tournament Champions

Final Four

Dawn Staley 17.9 ppg; Heather Burge/Dawn Staley 6.7 rpg

N 24	vs. Southern Illinois (16)	W	81-60
N 25	vs. #22 Vanderbilt (16)	W	76-74
N 26	at Hawaii (16)	L	88-78
D 1	HOLY CROSS (9)	W	72-71
D 2	#9 UNLV (9)	W	74-73
D 6	#18 OLD DOMINION	W	86-70
D 9	at James Madison	W	67-55
D 19	AUGUSTA	W	76-38
D 20	RICHMOND	W	76-62
D 28	vs. #13 Auburn (17)	W	61-59
D 29	at Rutgers (17)	WOT	72-71
J 3	at Virginia Tech	W	79-77
J 6	at Penn State	L	90-77
J 10	*#14 MARYLAND	W	82-79
J 11	MORGAN STATE	W	96-52
J 14	*at #12 NC State	W	70-66
J 16	*at Duke	L	84-74
J 20	*GEORGIA TECH	W	97-77
J 22	*at North Carolina	W	81-63
J 27	*WAKE FOREST	W	58-55
J 31	*CLEMSON	W	67-64
F 3	*at Georgia Tech	W	94-65
F 7	*at Wake Forest	W	62-61
F 10	*DUKE	W	86-62
F 15	*NORTH CAROLINA	W	95-46
F 17	*at Clemson	W	71-63
F 21	*at Maryland	L	63-60

F 24	*#9 NC STATE	L	77-64
M 3	vs. Georgia Tech %	W	73-65
M 4	vs. Clemson %	W	84-66
M 5	vs. #9 NC State %	WOT	67-64
M 17	PENN STATE \$	W	85-64
M 22	vs. #18 Providence \$ @	W	77-71
M 24	vs. #4 Tennessee \$ @	WOT	79-75
M 30	vs. #2 Stanford \$ FF	L	75-66

(9) Investors' Classic (Charlottesville, Va.)
(16) Wahine Classic (Honolulu, Hawaii)
(17) Bell Atlantic Tournament (New Brunswick, N.J.)
% ACC Tournament (Fayetteville, N.C.)
* ACC regular-season contest
\$ NCAA Tournament
@ NCAA East Regional (Norfolk, Va.)
FF Final Four (Knoxville, Tenn.)

1990-91 31-3, 14-0 ACC (1st) Head Coach—Debbie Ryan

ACC Regular-Season Champions

Final Four

Home 14-1, Away 10-0, Neutral 7-2

Tonya Cardoza 15.5 ppg; Cardoza/Dawn Staley 6.1 rpg

N 24	at St. Peter's	W	91-59
N 28	VIRGINIA TECH	W	93-44
D 1	at #12 Texas	W	80-74
D 4	at Old Dominion	W	90-59
D 7	LAFAYETTE (18)	W	103-41
D 8	FLORIDA STATE (18)	W	92-77
D 19	ST. FRANCIS	W	102-45
D 20	MORGAN STATE	W	96-37
D 28	vs. Fla. International (19)	W	78-46
D 29	vs. Michigan State (19)	W	91-74
D 30	vs. Kansas (19)	W	97-51
J 3	#4 PENN STATE	L	73-71
J 5	*at Duke	W	92-56
J 9	*at #12 Clemson	W	81-75
J 12	*at #3 NC State	W3OT	123-120
J 16	*MARYLAND	W	76-59
J 19	*at Georgia Tech	W	98-72
J 24	*at Wake Forest	W	87-70
J 26	ST. JOHN'S	W	90-51
J 29	*at North Carolina	W	92-67
F 2	*GEORGIA TECH	W	98-94
F 6	*NORTH CAROLINA	W	97-60
F 9	*DUKE	W	86-61
F 14	*WAKE FOREST	W	98-66
F 16	*#23 CLEMSON	W	89-62
F 20	*at Maryland	W	111-74
F 23	*#7 NC STATE	W	95-78
M 2	vs. North Carolina %	W	90-69
M 3	vs. Clemson %	L	65-62
M 17	#14 S. F. AUSTIN \$	W	74-72
M 21	vs. #25 Oklahoma St. \$ @	W	76-61
M 23	vs. #24 Lamar \$ @	W	85-70
M 30	vs. #13 Connecticut \$ FF	W	61-55
M 31	vs. #4 Tennessee \$ FF	LOT	70-67

(18) Cavalier Classic (Charlottesville, Va.)
(19) Pepsi-Church's Holiday Classic (Miami, Fla.)
% ACC Tournament (Fayetteville, N.C.)
* ACC regular-season contest
\$ NCAA Tournament
@ NCAA Midwest Regional (Austin, Texas)
FF Final Four (New Orleans, La.)

ALL-TIME RESULTS



1991-92 32-2, 15-1 ACC (1st)

Head Coach—Debbie Ryan

ACC Regular-Season Champions

ACC Tournament Champions

Final Four

Home 16-1, Away 12-0, Neutral 4-1

Stat Leaders: Heather Burge 17.2 ppg, 8.4 rpg

N 22	FAIRFIELD (18)	W	110-64
N 23	WEST VIRGINIA (18)	W	92-63
N 26	CANISIUS	W	92-36
N 30	at Temple	W	81-52
D 4	at Richmond	W	88-61
D 7	#13 TEXAS	W	77-47
D 19	VIRGINIA COMM.	W	101-55
D 28	at UCLA (20)	W	77-55
D 29	vs. Southern Cal (20)	W	71-52
J 3	*at Florida State	W	87-60
J 5	at #17 Auburn	W	77-70
J 8	*at North Carolina	W	83-68
J 11	*#12 NC STATE	W	101-70
J 15	*#3 MARYLAND	L	67-65
J 18	*#17 CLEMSON	W	85-52
J 22	*at Wake Forest	W	78-44
J 25	*GEORGIA TECH	W	79-74
J 27	*FLORIDA STATE	W	81-43
F 1	*at Duke	W	81-54
F 5	*WAKE FOREST	W	78-55
F 8	*at Georgia Tech	W	86-62
F 11	*at #1 Maryland	W	75-74
F 15	*DUKE	W	93-48
F 17	CONNECTICUT	W	64-43
F 22	*at #19 Clemson	W	85-81
F 26	*NORTH CAROLINA	W	65-52
F 29	*at NC State	W	76-74
M 7	vs. Duke %	W	81-55
M 8	vs. North Carolina %	W	74-55
M 9	vs. Georgia Tech %	W	70-69
M 22	*#16 GEO. WASHINGTON \$W		97-58
M 26	#14 WEST VIRGINIA\$ @	W	103-83
M 28	#13 VANDERBILT \$ @	W	70-58
A 4	vs. #3 Stanford \$ FF	L	66-65

(18) Cavalier Classic (Charlottesville, Va.)

(20) LA Gear Classic (Los Angeles, Calif.)

% ACC Tournament (Rock Hill, S.C.)

* ACC regular-season contest

\$ NCAA Tournament

@ NCAA East Regional (Charlottesville, Va.)

FF Final Four (Los Angeles, Calif.)

1992-93 26-6, 13-3 ACC (1st)

Head Coach—Debbie Ryan

ACC Regular-Season Champions

ACC Tournament Champions

Home 15-0, Away 6-4, Neutral 5-2

Stat Leaders: Heather Burge 19.1 ppg, 7.7 rpg

D 1	TEMPLE	W	74-30
D 4	WILLIAM & MARY (21)	W	82-40
D 5	ST. JOSEPH'S (Pa.) (21)	W	64-53
D 8	at Virginia Tech	W	93-59
D 10	MORGAN STATE	W	110-49
D 12	VIRGINIA COMM.	W	94-53
D 21	RICHMOND	W	93-66
D 29	vs. UNC-Charlotte (22)	W	77-74
D 30	vs. #2 Vanderbilt (22)	L	66-62
J 2	at #13 Ohio State	L	91-84
J 6	*at Florida State	W	78-66
J 9	*DUKE	W	76-57
J 13	*at Clemson	L	61-60
J 17	*NC STATE	W	79-73
J 20	*at #5 Maryland	L	70-66
J 23	*at #24 Georgia Tech	W	107-81
J 27	*at Wake Forest	W	82-78
J 30	*FLORIDA STATE	W	76-68
F 3	*at #16 North Carolina	L	72-65
F 5	*GEORGIA TECH	W	88-53
F 9	*#12 NORTH CAROLINA	W	73-67
F 13	*at Duke	W	97-61
F 17	*WAKE FOREST	W	87-67
F 20	*#20 CLEMSON	W	87-70
F 23	*#12 MARYLAND	W	87-73

F 27	*at NC State	W	76-75
M 6	vs. Wake Forest %	W	74-46
M 7	vs. Clemson %	WOT	79-71
M 8	vs. #12 Maryland %	W3OT	106-103
M 21	FLORIDA \$	W	69-55
M 25	vs. #21 Georgetown \$ @	W	77-57
M 27	vs. #3 Ohio State \$ @	L	75-73

(21) Coca Cola/Holiday Inn Classic (Charlottesville, Va.)

(22) Takit to Court Super Shootout (Hilton Head, S.C.)

% ACC Tournament (Rock Hill, S.C.)

* ACC regular-season contest

\$ NCAA Tournament

@ NCAA East Regional (Richmond, Va.)

1993-94 27-5, 15-1 ACC (1st)

Head Coach—Debbie Ryan

ACC Regular-Season Champions

Home 15-0, Away 6-4, Neutral 5-2

Stat Leaders: Heather Burge 19.1 ppg, 7.7 rpg

N 27	PENNSYLVANIA	W	92-66
N 28	ROBERT MORRIS	W	86-59
D 3	MARSHALL (21)	W	105-73
D 4	TOLEDO (21)	W	95-64
D 8	VIRGINIA TECH	W	78-66
D 11	at #15 Connecticut	L	74-63
D 21	*FLORIDA STATE	W	86-56
D 29	CREIGHTON	W	63-60
D 30	at St. Joseph's	L	71-56
J 3	*CLEMSON	W	69-65
J 8	OHIO STATE	W	68-65
J 12	*at North Carolina	W	77-75
J 15	*at N.C. State	W	70-44
J 18	*MARYLAND	W	68-56
J 22	*GEORGIA TECH	W	88-75
J 25	*at Duke	W	87-66
J 29	*WAKE FOREST	W	80-55
J 31	at Va. Commonwealth	W	76-46
F 4	*at Florida State	W	59-50
F 6	*at Georgia Tech	W	82-54
F 9	*NORTH CAROLINA	W	83-74
F 12	*DUKE	W	73-60
F 15	*at Wake Forest	W	62-54
F 19	*at Clemson	L	70-61
	*at Maryland	W	86-83
F 27	*NC STATE	W	81-58
M 5	*vs. Wake Forest %	W	73-54
M 6	*vs. Maryland %	W	63-45
M 7	*vs. North Carolina %	L	77-60
M 16	LOYOLA \$	W	72-47
M 19	SW MISSOURI STATE \$	W	67-63
M 24	vs. Southern Cal @	L	85-66

(21) Coca Cola/Holiday Inn Classic (Charlottesville, Va.)

(22) Takit to Court Super Shootout (Hilton Head, S.C.)

% ACC Tournament (Rock Hill, S.C.)

* ACC regular-season contest

\$ NCAA Tournament

@ NCAA East Regional Fayetteville, Ark.)

1994-95 27-5, 16-0 ACC (1st)

Head Coach—Debbie Ryan

ACC Regular-Season Champions

Home 14-0, Away 9-2, Neutral 4-3

Stat Leaders: Wendy Palmer 17.6 ppg, 10.5 rpg

N 25	vs. #16 Kansas (16)	L	86-84
N 26	vs. Arizona (16)	W	60-56
N 27	vs. Tennessee Tech (16)	W	75-54
D 3	RIDER	W	115-60
D 4	AMERICAN	W	89-38
D 9	vs. #1 Tennessee (24)	L	84-73
D 10	at Richmond (24)	W	78-50
D 20	RADFORD	W	88-48
D 29	FORDHAM	W	105-55
J 1	*at Clemson	W	76-67
J 5	*WAKE FOREST	W	96-39
J 7	*at NC State	W	81-73
J 10	*DUKE	W	78-62
J 13	at Virginia Tech	L	69-62
J 17	*at Florida State	W	76-60
J 21	*GEORGIA TECH	W	73-53
J 25	*at Maryland	W	82-48

J 28	*CLEMSON	W	78-55
J 31	*#5 NORTH CAROLINA	W	80-64
F 3	*at Wake Forest	W	88-58
F 5	*at #5 North Carolina	W	88-78
F 9	*NC STATE	W	80-68
F 12	*at Duke	W	67-61
F 18	*FLORIDA STATE	W	79-45
F 20	*at Georgia Tech	W	61-53
F 26	*MARYLAND	W	56-41
M 3	vs. Maryland %	W	68-46
M 4	vs. #22 Duke %	LOT	83-82
M 16	DARTMOUTH \$	W	71-68
M 18	#17 FLORIDA \$	W	72-67
M 23	vs. #8 Louisiana Tech \$ @W		63-62
M 25	at #1 Connecticut \$ @	L	67-63

(16) Wahine Classic (Honolulu, Hawaii)

(24) Central Fidelity Classic (Richmond, Va.)

% ACC Tournament (Rock Hill, S.C.)

* ACC regular-season contest

\$ NCAA Tournament

@ NCAA East Regional (Storrs, Conn.)

1995-96 26-7, 13-3 ACC (1st)

Head Coach—Debbie Ryan

ACC Regular-Season Champions

Home 15-3, Away 9-3, Neutral 2-1

Stat Leaders: Tora Suber 17.6 ppg; Wendy Palmer 11.2 rpg

N 19	at #6 Tennessee (25)	L	78-51
N 25	PITTSBURGH	W	103-56
N 29	CLEVELAND ST.	W	120-53
D 2	#6 GEORGIA	W	94-65
D 6	VIRGINIA TECH	W	80-38
D 9	at #4 Vanderbilt	L	72-65
D 19	NORTHEASTERN	W	81-20
D 20	COPPIN ST.	W	87-42
D 29	at UCLA (26)	W	77-55
D 30	Southern California (26)	W	78-68
J 2	*CLEMSON	L	63-59
J 4	*at Wake Forest	W	80-70
J 8	*at #6 Duke	W	61-60
J 12	*#13 NC STATE	W	77-69
J 13	at Rider	W	79-44
J 16	*FLORIDA STATE	W	91-58
J 20	*at Georgia Tech	W	79-58
J 24	*MARYLAND	W	75-46
J 28	*at #18 Clemson	L	57-45
J 31	*NORTH CAROLINA	W	87-71
F 7	*at #15 NC State	W	72-60
F 10	*#14 DUKE	L	72-69
F 12	*at North Carolina	W	83-70
F 16	*at Florida State	W	81-40
F 19	*WAKE FOREST	W	77-55
F 20	*GEORGIA TECH	W	80-62
F 24	*at Maryland	W	77-53
M 1	vs. Florida State %	W	83-50
M 2	vs. #22 Clemson %	L	75-67
M 15	MANHATTAN \$	W	100-55
M 17	GEO. WASHINGTON \$	W	62-43
M 23	#6 OLD DOMINION \$ @	W	72-60
M 25	#4 TENNESSEE \$ @	L	52-46

(25) State Farm Hall of Fame Classic (Knoxville, Tenn.)

(26) ACC/Pac 10 Challenge (Los Angeles, Calif.)

% ACC Tournament (Rock Hill, S.C.)

* ACC regular-season contest

\$ NCAA Tournament

@ NCAA East Regional (Charlottesville, Va.)



ALL-TIME RESULTS

1996-97 23-8, 12-4 ACC (2nd) Head Coach—Debbie Ryan

Home 12-2, Away 9-4, Neutral 2-2

Stat Leaders: Tora Suber 14.9 ppg; DeMya Walker 7.5 rpg

N 22	at Pittsburgh	W	64-55
N 24	at American	L	69-67
N 26	ST. FRANCIS (Pa.)	W	71-33
D 1	#7 VANDERBILT	W	65-49
D 4	at #5 Georgia	L	77-56
D 7	*WAKE FOREST	W	73-57
D 19	RIDER	W	96-41
D 20	NC A & T	W	82-36
D 29	vs. Alabama State (27)	W	106-21
D 30	at Fla. International (27)	W	85-64
J 4	*#21 CLEMSON	L	58-44
J 6	*#14 DUKE	W	62-55
J 9	*MARYLAND	W	60-42
J 11	*at #11 NC State	W	64-62
J 16	*GEORGIA TECH	W	74-53
J 19	*at Florida State	W	67-57
J 22	*at Wake Forest	W	74-43
J 27	*#6 NORTH CAROLINA	L	75-71
J 29	*at #17 Clemson	W	75-65
F 3	*at Maryland	W	73-49
F 6	at Virginia Tech	W	90-41
F 9	*NC State	W	91-66
F 13	*at Georgia Tech	L	72-60
F 16	*FLORIDA STATE	W	73-44
F 19	*at #22 Duke	W	86-56
F 23	*at #4 North Carolina	L	70-65
F 28	vs. Georgia Tech %	W	77-63
M 1	vs. #22 Clemson %	LOT	77-75
M 14	Troy State \$	W	96-74
M 16	UTAH \$	W	65-46
M 22	vs. #3 Stanford \$ @	L	91-69

(27) Florida International Holiday Classic (Miami, Fla.)

% ACC Tournament (Charlotte, N.C.)

* ACC regular-season contest

\$ NCAA Tournament

@ NCAA West Regional (Missoula, Mont.)

1997-98 19-10, 9-7 ACC (5th) Head Coach—Debbie Ryan

Home 10-3, Away 8-5, Neutral 1-2

Stat Leaders: DeMya Walker 16.3 ppg, 8.4 rpg

N 16	WILLIAM & MARY	W	71-57
N 21	KENT	W	67-54
N 23	WEST VIRGINIA	W	59-58
N 25	VIRGINIA TECH	W	64-49
N 29	at Virginia Comm.	W	61-54
D 3	at St. Francis (Pa.)	W	79-60
D 6	*at Georgia Tech	L	84-65
D 8	MT. ST. MARY'S	W	63-37
D 28	at California	W	81-66
D 30	at Santa Clara	W	62-60
J 2	*FLORIDA STATE	W	75-62
J 5	*at Clemson	L	74-67
J 8	*MARYLAND	W	86-60
J 11	*#17 NC STATE	L	67-59
J 15	*at #7 North Carolina	W3OT	105-100
J 18	*WAKE FOREST	W	65-55
J 23	*at #24 Duke	L	93-66
J 27	#3 Old Dominion +	L	80-51
J 30	*GEORGIA TECH	W	93-57
F 1	*at Florida State	WOT	83-76
F 5	*#22 CLEMSON	W	72-55
F 9	*at Maryland	W	47-45
F 12	*at #11 NC State	L	70-63
F 15	*#5 NORTH CAROLINA	L2OT	84-85
F 18	*at Wake Forest	W	60-51
F 22	*#11 DUKE	LOT	85-78
F 27	vs. #10 North Carolina %	L	76-56
M 13	vs. Southern Methodist \$	W	77-68
M 15	at #9 Arizona \$	L	94-77

+ Richmond, Va.

% ACC Tournament (Charlotte, N.C.)

* ACC regular-season contest

\$ NCAA Tournament (Tucson, Ariz.)

1998-99 20-9, 12-4 ACC (2nd) Head Coach—Debbie Ryan

Home 12-3, Away 7-4, Neutral 1-2

Stat Leaders: DeMya Walker 15.0 ppg, 8.5 rpg

N 15	at West Virginia	W	85-72
N 22	at Arkansas State	L	86-77
N 24	VIRGINIA COMM.	W	99-57
N 28	CALIFORNIA	W	70-55
N 30	at Virginia Tech	L	81-65
D 4	*WAKE FOREST	W	65-45
D 11	TOWSON	W	102-44
D 21	RADFORD	W	96-56
D 28	BROWN (28)	W	111-49
D 29	AUBURN (28)	L	79-61
J 2	*at #10 Clemson	WOT	67-66
J 4	*at #13 Duke	L	84-68
J 8	*MARYLAND	W	69-63
J 11	*at NC State	W	60-46
J 14	*GEORGIA TECH	W	82-62
J 18	*at #7 North Carolina	L	79-68
J 22	*at Florida State	W	80-71
J 24	BAYLOR	W	80-51
J 28	*at Wake Forest	W	81-50
J 31	*#15 CLEMSON	W	75-55
F 4	*#9 DUKE	L	66-56
F 8	*at Maryland	W	69-55
F 10	*NC STATE	W	67-53
F 14	*#14 NORTH CAROLINA	LOT	82-80
F 18	*at Georgia Tech	W	86-73
F 21	*FLORIDA STATE	W	73-55
F 27	vs. Wake Forest %	W	71-67
F 28	vs. #13 North Carolina %	L	83-70
M 12	vs. #18 Penn State \$	L	82-69

(28) Nationwide Cavalier Classic (Charlottesville, Va.)

% ACC Tournament (Charlotte, N.C.)

* ACC regular-season contest

\$ NCAA Tournament (Ruston, La.)

1999-00 25-9, 13-3 ACC (1st) Head Coach—Debbie Ryan

ACC Regular-Season Champions

Home 16-1, Away 6-5, Neutral 3-3

Stat Leaders: Schuye LaRue, 14.4 ppg, 8.0 rpg

N 21	ST. JOSEPH'S	L	73-61
N 26	vs. Grambling (16)	W	100-79
N 27	vs. Texas (16)	L	78-73
N 28	vs. Washington (16)	W	85-64
D 2	at William & Mary	W	71-42
D 5	*at #22 Duke	L	83-62
D 7	LOYOLA	W	77-63
D 10	at #21 Old Dominion	L	86-65
D 20	VIRGINIA TECH	W	67-62
D 27	SIENA	W	83-43
D 29	BUTLER (28)	W	88-54
D 30	SYRACUSE (28)	W	70-59
J 3	*GEORGIA TECH	W	83-70
J 6	*#9 NORTH CAROLINA	W	87-68
J 9	*at Florida State	W	76-73
J 15	*MARYLAND	W	76-68
J 17	*at #3 NC State	W	80-73
J 20	*CLEMSON	W2OT	77-74
J 24	at Kent	L	85-74
J 27	*at Wake Forest	W	58-47
J 30	*#9 DUKE	W	61-49
F 3	*at Georgia Tech	W	66-65
F 7	*at North Carolina	LOT	66-63
F 10	*FLORIDA STATE	W	74-59
F 13	ARKANSAS STATE	W	57-55
F 17	*at Clemson	W	72-63
F 20	*#7 NC STATE	W	60-51
F 24	*at Maryland	L	76-71
F 27	*WAKE FOREST	W	77-71
M 3	vs. Wake Forest %	W	72-47
M 5	vs. North Carolina %	L	67-63
M 17	PEPPERDINE \$	W	74-62
M 19	#17 BOSTON COLLEGE \$	W	74-70
M 25	vs. #2 Tennessee \$ @	L	77-56

(16) Wahine Classic (Honolulu, Hawaii)

(28) Nationwide Cavalier Classic (Charlottesville, Va.)

% ACC Tournament (Greensboro, N.C.)

* ACC regular-season contest

\$ NCAA Tournament

@ NCAA Midwest Regional (Memphis, Tenn.)

2000-01 18-14, 8-8 ACC (5th) Head Coach—Debbie Ryan

Home 12-3, Away 6-7, Neutral 0-4

Stat Leaders: Schuye LaRue, 18.1 ppg, 11.8 rpg

N 10	MT. ST. MARY'S #	W	100-61
N 12	GEO. WASHINGTON #	W	72-66
N 19	#8 Louisiana Tech !	L	72-59
N 20	Texas !	L2OT	56-55
N 25	at Loyola	W	67-46
N 27	ST. FRANCIS	W	116-63
N 30	at Virginia Tech	L	57-56
D 3	OLD DOMINION	W	78-67
D 6	at St. Joseph's	W	62-58
D 9	*at Wake Forest	W	77-61
D 20	LIBERTY	W	73-46
D 28	at UC-Santa Barbara	L	78-66
D 29	at Cal State-Northridge	W	75-69
J 2	*#16 NC STATE	W	77-64
J 5	*MARYLAND	W	82-41
J 7	*at Georgia Tech	L	70-65
J 11	*at North Carolina	W	78-76
J 15	*#16 CLEMSON	L	87-71
J 18	RICHMOND	W	83-76
J 22	*#5 DUKE	L	71-68
J 24	*at Florida State	L	58-60
J 28	*WAKE FOREST	W2OT	76-73
F 1	*at NC State	L	71-56
F 5	*at Maryland	W	69-56
F 8	*GEORGIA TECH	L	87-70
F 11	*NORTH CAROLINA	W	76-73
F 15	*at Clemson	L	78-71
F 19	HAMPTON	W	75-72
F 22	*at #17 Duke	L	76-53
F 25	*FLORIDA STATE	W	77-65
M 3	vs. Florida State %	L	83-77
M 17	vs. Michigan \$	LOT	81-71

Preseason WNIT (Charlottesville, Va.)

! Preseason WNIT (West Lafayette, Ind.)

% ACC Tournament (Greensboro, N.C.)

* ACC regular-season contest

\$ NCAA Tournament (Notre Dame, Ind.)

ALL-TIME RESULTS



2001-02 17-13, 9-7 ACC (T3rd) Head Coach—Debbie Ryan

Home 10-4, Away 5-7, Neutral 2-2

Stat Leaders: Telisha Quarles 15.7 ppg; Brandi Teamer 8.9 rpg

N 16	at Hampton	W	51-48
N 19	at Richmond	L	77-72
N 20	LIBERTY	W	69-52
N 24	at Rutgers	L	53-48
N 26	HOWARD	W	76-51
N 29	VIRGINIA TECH	W	60-58
D 2	UC-SANTA BARBARA	W	72-71
D 6	*#11 DUKE	L	107-73
D 18	OHIO STATE	LOT	88-79
D 20	FLA INTERNATIONAL	W	78-65
D 28	vs. Long Island (29)	W	73-40
D 29	at #25 Tulane (29)	L	74-63
J 2	*at NC State	W	68-52
J 7	*CLEMSON	L	79-68
J 10	*at Georgia Tech	L	92-61
J 13	*WAKE FOREST	W	65-51
J 17	*at Maryland	W	52-44
J 20	*at #6 Duke	L	86-69
J 23	*FLORIDA STATE	W	66-62
J 27	*at #21 North Carolina	L	79-64
F 3	*NC STATE	W	61-57
F 7	*at Clemson	L	73-65
F 11	*GEORGIA TECH	W	85-79
F 14	*at Wake Forest	WOT	61-55
F 17	*MARYLAND	W	76-59
F 21	*#19 NORTH CAROLINA	L	78-68
F 24	*at Florida State	W	57-54
M 2	vs. Georgia Tech %	W	60-58
M 3	vs. #4 Duke %	L	71-67
M 16	vs. Iowa \$	L	69-62

(29) Tulane DoubleTree Classic (New Orleans, La.)
% ACC Tournament (Greensboro, N.C.)
* ACC regular-season contest
\$ NCAA Tournament (Storrs, Conn.)

2002-03 17-14, 9-7 ACC (3rd) Head Coach—Debbie Ryan

Home 11-2, Away 3-11, Neutral 3-1

Stat Leaders: Cherrise Graham 14.8 ppg; Brandi Teamer 6.9 rpg

N 22	at #22 Old Dominion	W	63-55
N 24	ST. JOSEPH'S	W	66-37
N 26	at Liberty	LOT	77-69
N 30	LONG ISLAND	W	57-46
D 3	at Virginia Tech	L	72-56
D 6	RUTGERS	W	68-64
D 16	FURMAN	L	58-56
D 18	at Ohio State	L	73-60
D 28	vs. #25 Michigan (30)	W	78-64
D 29	at Florida (30)	L	81-68
J 2	*at Clemson	L	63-62
J 5	*at Wake Forest	L	77-66
J 9	*#1 DUKE	L	60-59
J 12	*at NC State	L	50-49
J 16	*GEORGIA TECH	W	74-63
J 19	*MARYLAND	W	69-58
J 23	*at Florida State	L	55-46
J 26	GEORGETOWN	W	69-57
J 30	*at #7 North Carolina	L	74-54
F 3	*CLEMSON	W	69-54
F 6	*WAKE FOREST	W	64-44
F 10	*at #2 Duke	L	75-48
F 13	*NC STATE	W	58-54
F 16	*at Georgia Tech	W	56-54
F 20	*at Maryland	W	71-67
F 23	*FLORIDA STATE	W	63-54
M 2	*#8 NORTH CAROLINA	W	69-59
M 8	vs. NC State %	W	66-56
M 9	vs. #11 North Carolina %	L	88-78
M 22	vs. Illinois \$	W	72-56
M 24	at #4 Tennessee \$	L	81-51

(30) Florida's State Farm Classic (Gainesville, Fla.)
% ACC Tournament (Greensboro, N.C.)
* ACC regular-season contest
\$ NCAA Tournament (Knoxville, Tenn.)

2003-04 13-16, 6-10 ACC (7th) Head Coach—Debbie Ryan

Home 7-7, Away 5-6, Neutral 1-3

Stat Leaders: Brandi Teamer 11.5 ppg, 5.6 rpg

N 21	UNC GREENSBORO	W	71-44
N 23	VIRGINIA TECH	L	63-62
N 28	vs. #21/18 Arizona (31)	W	70-65
N 29	vs. #2 Texas (31)	L	74-54
N 30	vs. Hartford (31)	L	74-63
D 5	at Long Island	W	76-59
D 18	at St. Joseph's	L	74-67
D 20	WAGNER	W	87-53
D 28	TEMPLE (32)	W	72-71
D 29	#7/6 MINNESOTA (32)	L	73-53
J 2	*CLEMSON	L	58-55
J 4	*at Maryland	L	69-55
J 7	RADFORD	W	70-35
J 12	*GEORGIA TECH	W	60-59
J 15	*at NC State	W	66-62
J 18	*#1/2 DUKE	L	63-52
J 23	*at Florida State	WOT	82-80
J 25	*at Clemson	L	60-56
J 29	*#10/11 NO. CAROLINA	L	75-70
F 1	*at Wake Forest	W	62-61
F 5	*MARYLAND	W	64-51
F 8	at Georgetown	W	52-45
F 12	*at Georgia Tech	L	65-56
F 15	*NC STATE	L	72-67
F 19	*at #4 Duke	L	87-54
F 22	*FLORIDA STATE	L	73-71
F 26	*WAKE FOREST	W	75-61
F 29	*at #11 North Carolina	L	70-64
M 6	vs. #10 North Carolina %	L	64-45

(31) Rainbow Wahine Classic (Honolulu, Hawaii)
(32) Cavalier Classic (Charlottesville, Va.)
% ACC Tournament (Greensboro, N.C.)
* ACC regular-season contest

2004-05 21-11, 8-6 ACC (5th) Head Coach—Debbie Ryan

Home 12-4, Away 6-4, Neutral 3-3

Brandi Teamer 12.7 ppg; Jocelyn Logan-Friend 7.6 rpg

N 11	vs. Arizona State (33)	L	60-50
N 12	vs. Maine (33)	W	72-62
N 19	at Cleveland State	W	65-55
N 23	DELAWARE STATE	W	74-47
N 27	RICHMOND	L	66-57
N 30	LIBERTY	W	67-58
D 4	vs. #24 Houston (34)	L	67-64
D 5	at Northwestern (34)	W	76-55
D 10	OLD DOMINION	W	72-64
D 21	ST. FRANCIS	W	84-50
D 28	ALBANY (35)	W	59-34
D 29	JAMES MADISON (35)	W	98-52
J 2	SOUTH CAROLINA	W	66-49
J 6	*at Wake Forest	WOT	85-83
J 10	*at Georgia Tech	W	61-38
J 14	*#1 DUKE	L	87-65
J 16	*CLEMSON	W	68-49
J 20	*at #16/18 Maryland	L	63-60
J 23	DARTMOUTH	W	83-70
J 28	*VIRGINIA TECH	W	70-67
J 31	*at #24/19 Florida State	W	77-62
F 3	*at #25 NC State	L	62-56
F 7	*#8/6 NORTH CAROLINA	L	76-56
F 10	*MIAMI	L	66-60
F 13	*at Virginia Tech	W	61-58
F 20	*#20/21 MARYLAND	W	63-61
F 24	*at #8/4 North Carolina	L	89-60
F 27	*WAKE FOREST	W	57-54
M 5	vs. Florida State %	WOT	71-67
M 6	vs. #4/3 North Carolina %	L	78-72
M 19	vs. Old Dominion (36)	W	79-57
M 21	at #12 Minnesota (36)	L	73-58

(33) Women's Sports Foundation Classic (Baton Rouge, La.)
(34) Mildred & Roger L. White Invitational (Evanston, Ill.)
(35) Cavalier Classic (Charlottesville, Va.)
% ACC Tournament (Greensboro, N.C.)
* ACC regular-season contest
(36) NCAA Tournament (Minneapolis, Minn.)

2005-06 20-12, 5-9 ACC (9th) Head Coach—Debbie Ryan

Home 11-5, Away 7-5, Neutral 2-2

Stat Leaders: Siedah Williams 11.7 ppg; Tiffany Sardin 6.8 rpg

N 18	at George Washington	W	66-53
N 20	WRIGHT STATE	W	74-56
N 25	vs. Alabama (37)	W	69-48
N 26	vs. #12 Minnesota (37)	L	69-64
D 3	HARVARD	W	54-48
D 7	at Seton Hall	W	59-39
D 18	at Richmond	W	66-45
D 20	MARSHALL	W	67-35
D 28	YALE (38)	W	92-41
D 29	HOLY CROSS (38)	W	80-39
J 2	MIDDLE TENNESSEE	W	79-63
J 4	at Marquette	W	64-56
J 8	*at Florida State	L	60-46
J 13	*#25 NC STATE	L	73-63
J 16	*at #18/23 Virginia Tech	W	78-59
J 20	*#6/6 MARYLAND	LOT	84-74
J 22	*at Miami	W	77-65
J 26	*at #24 Boston College	L	57-43
J 29	*FLORIDA STATE	L	67-48
F 2	*VIRGINIA TECH	L	65-54
F 5	*at #6/6 Maryland	L	85-71
F 10	*at #2/2 Duke	L	88-65
F 12	*#1/1 NORTH CAROLINA	L	72-60
F 14	LONGWOOD	W	93-42
F 18	*at Wake Forest	W	81-70
F 23	*GEORGIA TECH	W	57-51
F 26	*CLEMSON	W	83-64
M 2	vs. #25 Boston College %	W	57-54
M 3	vs. #1/1 North Carolina %	L	82-56
M 18	ST. JOSEPH'S (39)	W	48-42
M 22	MIAMI (39)	W	83-72
M 24	at Pittsburgh (40)	L	68-58

(37) Paradise Jam (St. Thomas, U.S. Virgin Islands)
(38) Cavalier Classic (Charlottesville, Va.)
(39) WNIT First & Second Rds. (Charlottesville, Va.)
(40) WNIT Quarterfinal (Pittsburgh, Pa.)
% ACC Tournament (Greensboro, N.C.)
* ACC regular-season contest



ALL-TIME RESULTS

2006-07 19-15, 5-9 ACC (8th) Head Coach—Debbie Ryan

Home 13-6, Away 4-7 Neutral 2-2
Stat Leader: Lyndra Littles 17.3 ppg, 8.8 rpg

N 10	at Rhode Island	W	69-56
N 12	OLD DOMINION	W	92-72
N 17	MARQUETTE	W	84-76
N 20	LIBERTY	L	75-71
N 24	vs. South Dakota St. (41)	L	62-55
N 25	vs. Central Florida (41)	W	76-47
N 29	TEMPLE	W	71-65
D 2	SETON HALL	W	85-65
D 5	at Marshall	W	75-58
D 16	CLEVELAND STATE	W	100-60
D 18	#6/6 CONNECTICUT	L	96-60
D 28	MAINE (42)	W	86-66
D 29	UAB (42)	W	81-63
J 3	at Richmond	L	73-70
J 8	*at #2/2 North Carolina	L	96-62
J 11	*WAKE FOREST	W	77-70
J 14	*BOSTON COLLEGE	WOT	65-63
J 19	*at #3/3 Maryland	L	95-68
J 22	*VIRGINIA TECH	L	60-58
J 25	*at NC State	L	71-60
J 28	*at Florida State	L	63-47
F 2	*#1/1 DUKE	L	76-61
F 4	*MIAMI	W	73-60
F 6	NORTH FLORIDA	W	90-57
F 11	*#6/6 MARYLAND	L	83-74
F 15	*at Virginia Tech	W	79-76
F 18	*FLORIDA STATE	L	79-77
F 22	*at Georgia Tech	L	73-49
F 25	*at Clemson	W	86-85
M 1	vs. Clemson% W		89-82
M 2	vs. #1/1 Duke%	L	79-58
M 19	CHARLOTTE (43)	W	74-72
M 22	SOUTH FLORIDA (43)	W	73-71
M 25	at Wisconsin (44)	L	84-78

(41) Junkanoo Jam (Freeport, The Bahamas)

(42) Marriott Cavalier Classic (Charlottesville, Va.)

% ACC Tournament (Greensboro, N.C.)

* ACC regular-season contest

(43) WNIT First & Second Rds. (Charlottesville, Va.)

(44) WNIT Quarterfinal (Madison, Wis.)

2007-08 24-10, 10-4 ACC (T-3rd) Head Coach—Debbie Ryan

Home 14-3, Away 6-4, Neutral 4-3
Monica Wright 17.6 ppg, Aisha Mohammed 9.2 rpg

N 10	LONGWOOD	W	62-49
N 12	#13 GEO. WASHINGTON	L	70-68
N 15	at South Carolina	L	66-64
N 18	RICHMOND	W	80-59
N 23	vs. #21/22 Texas (45)	W	86-83
N 24	vs. Minnesota (45)	W	73-62
N 25	vs. Hartford (45)	L	70-53
N 30	WISCONSIN	W	84-60
D 2	FAIRLEIGH DICKINSON	W	83-35
D 5	at #2/2 Connecticut	L	75-54
D 20	DAVIDSON	W	83-68
D 28	DELAWARE STATE (46)	W	71-54
D 29	MARSHALL (46)	W	78-56
J 2	at Rider	W	98-51
J 6	*at Wake Forest	W	69-50
J 9	RHODE ISLAND	W	89-53
J 13	*VIRGINIA TECH	W	70-57
J 18	*#4 MARYLAND	L	74-62
J 21	*at Miami	W	79-68
J 26	*at Florida State	WOT	69-66
F 1	*NC STATE	W	74-49
F 4	MOREHEAD STATE	W	88-43
F 8	*at #4 Maryland	L	86-80
F 10	*FLORIDA STATE	W	77-58
F 15	*#3 NORTH CAROLINA	L	90-82
F 17	*at Virginia Tech	W	62-53
F 21	*CLEMSON	W	83-71
F 24	*at #12 Duke	L	78-70
F 28	*at Boston College	W	67-57

M 2	*GEORGIA TECH	W2OT	103-101
M 7	vs. Georgia Tech%	W	52-43
M 8	vs. #2 North Carolina %	L	80-65
M 23	vs. UC Santa Barbara (47)	W	86-52
M 25	vs. #11 Old Dominion(47)	L	88-85

(45) Rainbow Wahine Classic (Honolulu, Hawaii)

(46) Marriott Cavalier Classic (Charlottesville, Va.)

(47) 2008 NCAA Tournament (Norfolk, Va.)

% ACC Tournament (Greensboro, N.C.)

* ACC regular-season contest

2008-09 24-10, 8-6 ACC (T-5th) Head Coach—Debbie Ryan

Home 15-2, Away 6-5, Neutral 3-3
Stat Leaders: Monica Wright 20.5ppg, Aisha Mohammed 10.1 rpg

N 14	HIGH POINT	W	78-48
N 17	at #5 Tennessee	W	83-82
N 21	at #25 Old Dominion	L	78-70
N 24	COLORADO	W	77-43
N 28	vs. Utah (48)	W	65-57
N 29	at Marquette (48)	W	76-71
N 30	vs. Gonzaga (48)	L	69-62
D 4	at Illinois (49)	W	63-39
D 6	EAST CAROLINA	W	80-67
D 18	MONMOUTH	W	73-45
D 21	MOUNT ST. MARY'S	W	65-55
D 28	RIDER (50)	W	83-38
D 29	LOUISIANA TECH (50)	W	68-52
J 2	GEORGIA	W	62-60
J 5	ST. FRANCIS (PA.)	W	82-66
J 11	*#25 WAKE FOREST	W	77-59
J 16	*at #2 North Carolina	L	103-74
J 21	*at Virginia Tech	W	75-69
J 23	*#22 FLORIDA STATE	L	80-75
J 26	*at Clemson	W	75-67
J 30	*#8 MARYLAND	W	89-81
F 1	LONGWOOD	W	88-50
F 5	*#4 DUKE	L	81-67
F 8	*VIRGINIA TECH	W	69-61
F 12	*at #9 Maryland	L	94-78
F 15	*at NC State	L	60-54
F 19	*MIAMI	WOT	84-75
F 22	*BOSTON COLLEGE	W	90-70
F 24	*at #11 Florida State	W	68-63
M 1	*at Georgia Tech	L	74-66
M 5	vs. Virginia Tech %	W	66-57
M 6	vs. #8 Duke %L		76-53
M 21	vs. Marist (51)	W	68-61
M 23	vs. #13 California (51)	L	99-73

(48) WBCA Classic (Milwaukee, Wis.)

(49) ACC/Big Ten Challenge (Champaign, Ill.)

(50) Marriott Cavalier Classic (Charlottesville, Va.)

% ACC Tournament (Greensboro, N.C.)

* ACC regular-season contest

(51) 2009 NCAA Tournament (Los Angeles, Calif.)

2009-10 21-10, 9-5 ACC (3rd) Head Coach—Debbie Ryan

Home 13-4, Away 6-4, Neutral 2-2
Stat Leaders: Monica Wright 23.7 ppg, 6.5 rpg

N 13	at UMBC	W	68-57
N 15	MANHATTAN	W	86-68
N 18	USC UPSTATE	W	110-63
N 22	#6 TENNESSEE	L	77-63
N 26	vs. Indiana (52)	W	84-79
N 27	vs. South Dakota State (52)	W	78-66
D 3	PURDUE (53)	W	56-49
D 6	JAMES MADISON	L	75-73
D 8	FURMAN	W	74-43
D 20	at #12 Georgia	L	69-53
D 28	SAMFORD (54)	W	69-60
D 29	LIBERTY (54)	W	63-54
J 2	at Colorado	W	74-59
J 4	ST. BONAVENTURE	W	72-64
J 7	*at #11 Florida State	L	68-50
J 11	*MARYLAND	L	61-60
J 18	*at Virginia Tech	W	70-56
J 21	*at Boston College	W	70-68
J 25	*GEORGIA TECH	W	57-55
J 27	*NC STATE	W	73-60
J 31	*at Wake Forest	L	64-57
F 4	*CLEMSON	W	82-60

F 8	*at Maryland	W	82-68
F 11	*at Miami	WOT	69-63
F 15	*#20 NORTH CAROLINA	W2OT	82-78
F 16	LONGWOOD	W	81-40
F 22	*#10 FLORIDA STATE	L	59-58
F 26	*at #6 Duke	L	83-65
F 28	*VIRGINIA TECH	W	55-46
M 5	vs. NC State %	L	66-59
M 21	vs. Wisconsin-Green Bay (55)	L	69-67

(52) Junkanoo Jam (Freeport, Grand Bahama Island)

(53) Big Ten/ACC Challenge (Charlottesville, Va.)

(54) Marriott Cavalier Classic (Charlottesville, Va.)

% ACC Tournament (Greensboro, N.C.)

* ACC regular-season contest

(55) 2010 NCAA Tournament (Ames, Iowa)

2010-11 19-16, 5-7 ACC (8th) Head Coach—Debbie Ryan

Home 13-6, Away 3-7, Neutral 1-3
Stat Leaders: Ariana Moorer 9.7ppg, Chelsea Shine 4.8 rpg

N 12	at Hofstra	W	82-66
N 14	MOUNT ST. MARY'S	W	81-58
N 18	at #4 Tennessee	L	85-73
N 21	LONGWOOD	W	74-63
N 25	vs. #17 Iowa State (56)	L	66-48
N 26	vs. #10 West Virginia (56)	L	57-43
N 27	vs. #21 TCU (56)	W	59-55
D 2	at #6 Ohio State (57)	L	74-46
D 4	DREXEL	W	63-54
D 6	RADFORD	W	76-52
D 18	UMBC	W	61-46
D 20	at James Madison	L	82-80
D 28	N. CAROLINA A&T (58)	W	88-59
D 29	E. TENNESSEE STATE (58)	W	83-66
J 3	RICHMOND	W	75-62
J 6	*MIAMI	L	82-73
J 9	*at #19 Florida State	L	61-51
J 13	*at Georgia Tech	L	68-48
J 16	PENNSYLVANIA	W	54-45
J 21	*#14 MARYLAND	LOT	77-75
J 23	*VIRGINIA TECH	W	72-37
J 28	*at #14 North Carolina	L	64-52
J 30	*at Clemson	L	84-74
F 3	*WAKE FOREST	W	73-46
F 7	*#14 FLORIDA STATE	L	78-74
F 10	*at NC State	W4OT	94-92
F 13	*at #11 Maryland	W	60-57
F 20	*BOSTON COLLEGE	L	73-50
F 24	*#9 DUKE	L	71-48
F 27	*at Virginia Tech	WOT	73-71
M 3	vs. Wake Forest %	L	74-68
M 17	MORGAN STATE (59)	W	69-56
M 20	at Loyola (60)	W	71-49
M 24	BOSTON COLLEGE (61)	W	53-48
M 26	CHARLOTTE (62)	L	79-74

(56) Paradise Jam (U.S. Virgin Islands)

(57) ACC/Big Ten Challenge (Columbus, Ohio)

(58) Marriott Cavalier Classic (Charlottesville, Va.)

(59) WNIT First Round (Charlottesville, Va.)

(60) WNIT Second Round (Baltimore, Md.)

(61) WNIT Third Round (Charlottesville, Va.)

(62) WNIT Quarterfinals (Charlottesville, Va.)

% ACC Tournament (Greensboro, N.C.)

* ACC regular-season contest

ALL-TIME RESULTS



2011-12 25-11, 9-7 ACC (T-5th) Head Coach— Joanne Boyle

Home 17-3, Away 7-5, Neutral 1-3

Stat Leaders: Ariana Moorer 14.4 ppg, Chelsea Shine 5.6 rpg

N 11	APPALACHIAN STATE	W	80-48
N 14	at Providence	W	55-38
N 16	HIGH POINT	W	67-41
N 20	#3 TENNESSEE	WOT	69-64
N 25	vs. #24 Texas (63)	L	79-53
N 26	at Hawaii (63)	W	60-43
N 27	vs. California (63)	L	59-50
D 1	INDIANA	W	65-49
D 4	at Richmond	W	69-56
D 7	LIBERTY	W	64-38
D 18	RADFORD	W	92-43
D 20	JAMES MADISON	W	59-53
D 28	WAGNER (65)	W	84-41
D 29	MASSACHUSETTS (65)	W	53-38
J 2	*at #7 Duke	L	77-66
J 5	*#25 NORTH CAROLINA	L2OT	78-73
J 8	*at Clemson	W	54-47
J 12	*VIRGINIA TECH	W	52-39
J 16	*at #8 Maryland	L	68-61
J 19	*#11 MIAMI	L	56-53
J 21	*BOSTON COLLEGE	W	69-58
J 25	*at Georgia Tech	L	63-53
J 29	*FLORIDA STATE	W	62-52
F 3	*at #23 North Carolina	L	64-56
F 5	*at NC State	W	55-47
F 12	*CLEMSON	W	68-36
F 16	*#8 MARYLAND	L	73-56
F 19	*at Virginia Tech	W	66-40
F 24	*WAKE FOREST	W	61-55
F 26	*at Florida State	W	66-57
M 1	vs. Boston College %	W	72-41
M 2	vs. #6 Maryland %	L	70-58
M 15	HOWARD (65)	WOT	59-56
M 19	RICHMOND (65)	W	68-55
M 22	APPALACHIAN STATE (65)	W	74-58
M 25	at James Madison (66)	L	68-59
(63)	Waikiki Beach Marriott Resort Showdown (Honolulu)		
(64)	Marriott Cavalier Classic (Charlottesville, Va.)		
(65)	WNIT 1st, 2nd and 3rd Rounds (Charlottesville, Va.)		
(66)	WNIT Quarterfinals (Harrisonburg, Va.)		
%	ACC Tournament (Greensboro, N.C.)		
*	ACC regular-season contest		

2012-13 16-14, 8-10 ACC (6th) Head Coach— Joanne Boyle

Home 10-5, Away 5-7, Neutral 1-2

Stat Leaders: Ataira Franklin 14.3 ppg, Telia McCall 7.7 rpg

N 9	JAMES MADISON	W	78-57
N 12	at Penn	W	68-65
N 18	PROVIDENCE	W	61-42
N 23	vs. #17 Vanderbilt (67)	W	73-66
N 24	vs. Syracuse (67)	L	74-73
N 29	at Minnesota (68)	W	90-68
D 2	#25 WEST VIRGINIA	L	54-47
D 6	at #9 Maryland*	L	79-55
D 18	COPPIN STATE	W	54-44
D 21	at Alabama	L2OT	73-70
D 28	NORFOLK STATE (69)	W	66-23
D 29	XAVIER(69)	W	54-45
J 3	VIRGINIA TECH*	W	52-48
J 6	at Miami*	L	58-52
J 10	at Georgia Tech*	W	62-51
J 13	NC STATE*	W	78-59
J 17	at #11 North Carolina*	L	71-60
J 20	MIAMI*	W	62-52
J 24	BOSTON COLLEGE*	W	69-57
J 27	at Wake Forest*	W	69-64
F 3	GEORGIA TECH*	L	65-62
F 8	#5 DUKE*	L	62-41
F 10	at Virginia Tech*	W	50-47
F 14	at Boston College*	L	61-49
F 17	#7 MARYLAND*	L	73-44
F 21	at Clemson*	L	64-62
F 25	WAKE FOREST*	LOT	73-68
F 28	at NC State*	L	80-59
M 3	#24 FLORIDA STATE*	W	72-60
M 7	Boston College %	L	66-57

(67)	San Juan Shootout (Guaynabo, P.R.)
(68)	ACC/Big 10 Challenge (Minneapolis, Minn.)
(69)	Cavalier Classic, presented by Holiday Inn University Area (Charlottesville, Va.)
%	ACC Tournament (Greensboro, N.C.)
*	ACC regular-season contest

2013-14 14-17, 6-10 ACC (10th) Head Coach— Joanne Boyle

Home 9-5, Away 4-8, Neutral 1-4

Ataira Franklin 13.8 ppg, Sarah Imovbioh 8.2 rpg

N 8	at James Madison	L	63-46
N 1	HIGH POINT	W	73-54
N 16	LOUISIANA TECH	W	95-82
N 19	at Liberty	W	61-60
N 24	at West Virginia	L	68-58
N 28	vs. #3 Tennessee (70)	L	76-67
N 29	vs. Kansas State (70)	L	49-46
D 5	MICHIGAN (71)	L	73-53
D 17	UMES	W	81-46
D 20	vs. Tulane (72)	LOT	79-72
D 21	at Florida Gulf Coast (72)	W	85-56
D 28	COPPIN STATE (73)	W	70-45
D 29	PRINCETON (73)	W	69-57
J 5	PITTSBURGH*	L	79-75
J 9	at Virginia Tech*	W	67-60
J 12	#2 NOTRE DAME*	L	79-72
J 16	at #3 Duke* L	90-55	
J 19	#17 FLORIDA STATE*	W	85-68
J 23	#6 MARYLAND*	W	86-72
J 26	at Syracuse*	L	84-75
J 30	at Wake Forest*	W	64-59
F 2	CLEMSON*	W	80-43
F 6	at Boston College*	L	69-65
F 14	at Georgia Tech*	L	95-76
F 16	VIRGINIA TECH*	W	80-64
F 20	#11 NORTH CAROLINA*	L	80-74
F 23	at #14 NC State*	L	68-66
F 27	MIAMI*	L	83-63
M 2	at Florida State*	L	82-70
M 5	vs Boston College %	W	74-59
M 6	vs Georgia Tech %	L	77-76
(70)	Junkanoo Jam (Grand Bahama Island.)		
(71)	ACC/Big 10 Challenge (Charlottesville, Va.)		
(72)	FGCU Hilton Garden Inn/Homewood Suites Classic (Fort Myers, Fla.)		
(73)	Cavalier Classic, presented by Holiday Inn University Area (Charlottesville, Va.)		
%	ACC Tournament (Greensboro, N.C.)		
*	ACC regular-season contest		

2014-15 17-14, 7-9 ACC (9th) Head Coach— Joanne Boyle

Home 13-4, Away 4-8, Neutral 0-2

Faith Randolph 16.4 ppg, Sarah Imovbioh 10.8 rpg

N 14	OHIO STATE	W	87-82
N 16	RADFORD	W	75-47
N 20	at Xavier	W	71-62
N 23	AUBURN	W	66-51
N 28	vs. Toledo (74)	L	64-62
N 30	vs. FIU (74)	W	74-61
D 03	at Illinois (75)	L	86-63
D 06	DELAWARE STATE	W	100-62
D 16	LONGWOOD	W	91-49
D 19	SAINT MARY'S	W	62-49
D 21	HOWARD	W	74-53
D 28	DAVIDSON (76)	L	67-57
D 29	DREXEL (76)	W	72-66
J 04	at Virginia Tech*	W	62-47
J 08	WAKE FOREST*	W	72-70
J 11	at #21 Syracuse*	L	70-58
J 15	BOSTON COLLEGE*	W	68-56
J 18	at #4 Louisville*	L	67-55
J 21	at Miami*	L	67-58
J 25	GEORGIA TECH*	L	68-62
J 29	NC STATE*	W	71-63
F 1	at Clemson*	W	77-72
F 5	at #4 Notre Dame*	L	75-54
F 12	#11 DUKE*	L	71-45
F 15	#7 FLORIDA STATE*	L	65-56
F 19	at Pittsburgh*	LOT	68-63
F 22	VIRGINIA TECH*	W	73-59
F 26	at #15 North Carolina*	L	72-70
M 1	#8 LOUISVILLE*	W	75-59
M 5	vs Miami%	L	62-52
M 19	at Old Dominion (77)	L	69-62

(74)	Florida International Thanksgiving Classic (Miami, Fla.)
(75)	ACC/Big 10 Challenge (Champaign, Ill.)
(76)	Cavalier Classic, presented by Holiday Inn University Area (Charlottesville, Va.)
(77)	WNIT First Round (Norfolk, Va.)
%	ACC Tournament (Greensboro, N.C.)
*	ACC regular-season contest

2015-16 18-16, 6-10 ACC (9th) Head Coach— Joanne Boyle

Home 10-6, Away 7-7, Neutral 1-3

Mikayla Venson 15.1 ppg, Lauren Moses 6.9 rpg

N 13	at Middle Tennessee	W	70-66
N 16	NORFOLK STATE	W	86-50
N 19	at Auburn	W	69-52
N 22	LONGWOOD	W	81-46
N 26	vs. Green Bay (78)	W	68-59
N 27	vs. Rutgers (78)	L	60-48
N 28	vs. Tulane (78)	L	67-62
D 2	#24 IOWA (79)	L	85-73
D 5	NJIT	W	81-54
D 8	BOWLING GREEN	W	68-39
D 18	CHARLESTON SOUTHERN	W	85-65
D 21	at #9 Ohio State	L	93-73
D 28	COPPIN STATE (80)	W	75-40
D 29	RICHMOND (80)	W	71-51
J 3	#22 MIAMI*	W	76-56
J 7	#3 NOTRE DAME*	L	74-46
J 10	at Wake Forest*	W	52-50
J 14	#23 LOUISVILLE*	L	59-41
J 17	at Georgia Tech*	W	78-67
J 21	at #14 Florida State*	L	70-48
J 24	PITTSBURGH*	L	58-55
J 27	at NC State*	L	63-52
F 4	at Duke*	L	67-52
F 7	VIRGINIA TECH*	L	66-46
F 11	SYRACUSE*	L	91-57
F 14	at Boston College*	W	61-50
F 18	at #11 Louisville*	L	74-59
F 21	CLEMSON*	W	65-48
F 25	NORTH CAROLINA*	W	72-68
F 28	at Virginia Tech	L	60-55
M 3	vs. Duke%	L	57-53
M 17	at VCU (81)	W	52-50
M 20	at Rutgers (81)	W	71-55
M 22	at Hofstra (81)	L	65-57
(78)	Paradise Jam (U.S. Virgin Islands)		
(79)	ACC/Big 10 Challenge (Charlottesville)		
(80)	Cavalier Classic, presented by Holiday Inn University Area (Charlottesville, Va.)		
(81)	WNIT (Richmond; Piscataway, N.J.; Hempstead, N.Y.)		
%	ACC Tournament (Greensboro, N.C.)		
*	ACC regular-season contest		



ALL-TIME UPSETS

UPSET CITY

Since 1977, the Cavaliers have 55 victories over teams that were ranked higher at the time of the meeting, including 24 times an unranked UVA team has downed a ranked opponent:

UVA has beaten	UVA	Date
#1 Maryland, 75-74	A	#2 2/11/92
#2 Louisiana Tech, 77-66	H	#8 12/20/86
#3 Tennessee, 69-64	H	NR 11/20/11
#3 NC State, 80-73	A	NR 1/17/00
#3 North Carolina, 83-74	H	#9 2/09/94
#4 North Carolina, 77-75	A	#15 1/12/94
#4 Tennessee, 79-75 OT	*N	#12 3/24/90
#5 Tennessee, 83-82	A	#16 11/17/08
#5 North Carolina, 88-78	A	#12 2/5/95
#5 North Carolina, 80-64	H	#12 1/31/95
#6 Old Dominion, 77-70	H	NR 1/14/82
#6 Old Dominion, 72-60	*H	#11 3/23/96
#6 Maryland, 86-72	H	NR 1/23/14
#7 NC State, 60-51	H	#21 2/20/00
#7 North Carolina, 105-100 3OT	A	#15 1/15/98
#7 Vanderbilt, 65-49	H	#14 12/1/96
#8 Louisville, 75-59	H	NR 3/1/15
#8 North Carolina, 69-59	H	NR 3/2/03
#8 Maryland, 89-81	H	#18 1/30/09
#8 Auburn, 84-71	N	#18 11/29/85
#8 Louisiana Tech, 63-62	*N	#10 3/23/95
#8 Rutgers, 89-75	*N	#10 3/24/88
#9 North Carolina, 87-68	H	NR 1/6/00
#9 Duke, 61-49	H	#25 1/30/00
#9 UNLV, 74-73	H	#15 12/2/89
#9 NC State, 67-64 ot	&N	#13 3/5/90
#10 Clemson, 67-66	A	#22 1/2/99
#11 Maryland, 60-57	A	NR 2/13/11
#11 Florida State, 68-63	A	#19 2/24/09
#11 Maryland, 71-57	H	#17 1/28/81
#11 NC State, 64-62	A	#13 1/11/97
#12 North Carolina, 73-67	H	#14 2/9/93
#14 Clemson, 77-76	A	#19 1/21/84
#15 Penn State, 88-69	H	NR 12/3/83
#15 Ohio State, 68-65	H	#17 1/8/94
#15 Clemson, 75-55	H	#19 1/31/99
#16 NC State, 77-64	H	NR 1/2/01
#16 NC State, 75-64	H	#20 1/12/84
#16 Maryland, 77-61	H	#17 1/31/84
#17 Boston College, 74-70	*H	#19 3/19/00
#17 Vanderbilt, 73-66	N	NR 11/23/12
#17 Florida State, 85-68	H	NR 1/19/14
#18 Virginia Tech, 78-59	A	NR 1/16/06
#18 Clemson, 83-75	H	NR 1/5/84
#20 North Carolina, 82-78 2OT	H	#21 2/15/10
#20 Maryland, 63-61	H	NR 2/20/05
#21 TCU, 59-55	N	NR 11/27/10
#21 Texas, 86-83	N	NR 11/23/07
#21 Arizona, 70-65	N	NR 11/28/03
#22 Miami, 76-56	H	NR 1/3/16
#22 Old Dominion, 63-55	A	NR 11/22/02
#24 Florida State, 72-60	H	NR 3/3/13
#24 Florida State, 77-62	A	NR 1/31/05
#25 Boston College, 57-54	N	NR 3/2/06
#25 Michigan, 78-64	N	NR 12/28/02

FLIP SIDE

Conversely, the Cavaliers have been upset 16 times when ranked among the nation's Top 10:

UVA has lost to Opp	UVA	Date
#4 Penn State, 71-73	H	#1 1/3/91
#3 Maryland, 65-67	H	#1 1/15/92
#4 Tennessee, 67-70 OT	**N	#2 3/31/91
#5 Rutgers, 58-81	A	#4 1/13/87
#12 Maryland, 79-83	A	#6 2/3/88
#22 Duke, 82-83 ot	&N	#6 3/4/95
#10 Maryland, 70-76	&N	#7 3/7/88
#18 Clemson, 45-57	A	#7 1/28/96
#15 Connecticut, 63-74	A	#8 12/11/93
#16 Kansas, 84-86	N	#8 11/25/94
#22 Clemson, 67-75	&N	#8 3/2/96
NR Duke, 74-84	A	#9 1/16/90
#13 Ohio State, 84-91	A	#9 1/2/93
#14 Duke, 69-72	H	#9 2/10/96
#21 Clemson, 44-58	H	#9 1/4/97
#17 NC State, 59-67	H	#9 1/11/98

* = NCAA Tournament

& = ACC Tournament

** = National Championship game (New Orleans, La.)

Associated Press ranking

AGAINST THE BEST

Virginia has faced the nation's No. 1 ranked team 14 times:

UVA has played	UVA	Date
#1 Old Dominion, L 56-95	N	NR 3/2/80
#1 Old Dominion, L 58-80	A	#10 12/4/84
#1 Tennessee, L 76-84	*N	#10 3/26/88
#1 Tennessee, L 47-80	*N	NR 3/23/89
#1 Maryland, W, 75-74	A	#2 2/11/92
#1 Tennessee, L, 73-84	N	#12 12/9/94
#1 Connecticut, L 63-67	*A	#10 3/25/95
#1 Duke, L 59-60	H	NR 1/9/03
#1 Duke, L 52-63	H	NR 1/18/04
#1 Duke, L 65-87	H	NR 1/14/05
#1 North Carolina, L 60-72	H	NR 2/12/06
#1 North Carolina, L 56-82	&N	NR 3/3/06
#1 Duke, L 61-76	H	NR 2/2/07
#1 Duke, L 58-79	&N	NR 3/2/07

VIRGINIA'S 100-POINT GAMES (34-0)

123	at #3 NC State (120) (3ot), 1-12-91
120	vs. Cleveland State (53), 11-29-95
116	vs. St. Francis (63), 11-27-00
115	vs. Rider (60), 12-3-94
115	vs. Maine (57), 11-24-84
111	vs. Brown (49), 12-28-98
111	at Maryland (74), 2-20-91
110	vs. USC Upstate, 11-18-09
110	vs. Morgan State (49), 12-10-92
110	vs. Fairfield (64), 11-22-91
110	vs. Scranton (50), 12-2-83
107	at #24 Georgia Tech (81), 1-23-93
107	vs. Georgetown (44), 12-3-88
106	vs. Alabama State (21), 12-29-96
106	vs. #12 Maryland (103) (3ot), 3-8-93
105	at #7 North Carolina (100) (3ot), 1-15-98
105	vs. Fordham (55), 12-29-94
105	vs. Marshall (73), 12-3-93
105	vs. Wake Forest (58), 1-7-87
103	vs. Georgia Tech (101), 3-2-08
103	vs. Pittsburgh (56), 11-25-95
103	vs. #14 West Virginia (83), 3-26-92
103	vs. Lafayette (41), 12-7-90
102	vs. Towson (44), 12-11-98
102	vs. St. Francis (45), 12-19-90
102	vs. Liberty (61), 1-8-89
101	vs. #12 NC State (70), 1-11-92
101	vs. Virginia Commonwealth (55), 12-19-91
101	at University of Pacific (79), 1-1-87
100	vs. Delaware State (62), 12/06/14
100	vs. Cleveland State (60), 12-16-06
100	vs. Mount St. Mary's (61), 11-10-00
100	vs. Grambling (79), 11-26-99
100	vs. Manhattan (55), 3-15-96

ALL-TIME NATIONAL RANKINGS



1980-81	AP
01/05/81	20
01/13/81	18
01/20/81	15
01/27/81	17
02/03/81	16
02/10/81	16
02/17/81	17
02/24/81	16
03/03/81	20

1983-84	AP
12/11/83	19
12/18/83	18
12/25/83	18
01/01/84	-
01/08/84	20
01/15/84	19
01/22/84	16
01/29/84	17
02/05/84	14
02/12/84	11
02/19/84	14
02/26/84	15
03/04/84	18
Final	18

1984-85	AP	USAToday
11/18/84	15	
11/26/84	13	
12/02/84	10	
12/09/84	11	
12/16/84	10	
12/24/84	11	
12/30/84	11	
01/06/85	11	
01/13/85	15	
01/20/85	17	17
01/27/85	15	17
02/03/85	16	17
02/10/85	17	17
02/17/85	16	16
02/24/85	20	20
03/03/85	-	21
03/10/85	-	21
Final	-	20

1985-86	AP	USAToday
11/12/85	18	16
12/01/85	10	11
12/08/85	7	6
12/15/85	6	6
12/22/85	5	5
12/29/85	5	5
01/05/86	4	5
01/12/86	4	4
01/19/86	4	4
01/26/86	3	3
02/02/86	3	3
02/09/86	5	5
02/16/86	5	4
02/23/86	5	3
03/02/86	6	8
03/11/86	6	6
Final	6	14

1986-87	AP	USAToday
11/18/86	9	7
12/02/86	8	7
12/09/86	8	7
12/16/86	8	7
12/23/86	4	4
12/30/86	4	4
01/06/87	4	4
01/13/87	4	4
01/20/87	6	6
01/27/87	6	6
02/02/87	6	7
02/09/87	8	9
02/16/87	7	9
02/23/87	9	10
03/03/87	9	10
03/10/87	9	11
Final	11	1

1987-88	AP	USAToday
11/23/87	7	9
11/30/87	7	8
12/07/87	6	6
12/14/87	6	6
12/21/87	6	6
12/28/87	6	6
01/04/88	7	7
01/11/88	7	7
01/18/88	7	7
01/25/88	6	6
02/01/88	6	6
02/08/88	8	7
02/15/88	7	7
02/22/88	9	10
02/29/88	9	9
03/07/88	7	7
03/15/88	7	10
Final	10	7

1988-89	AP	USAToday
11/21/88	11	11
11/28/88	10	8
12/05/88	7	14
12/12/88	14	14
12/19/88	14	14
12/26/88	14	15
01/02/89	13	13
01/09/89	12	12
01/16/89	13	16
01/23/89	15	16
01/30/89	15	16
02/06/89	14	14
02/13/89	14	14
02/20/89	18	18
02/26/89	20	21
03/06/89	-	22
03/14/89	-	19
Final	-	15

1989-90	AP	USAToday
11/20/89	15	14
11/27/89	15	16
12/04/89	12	11
12/11/89	12	12
12/24/89	10	12
01/01/90	10	8
01/08/90	12	12
01/14/90	9	9
01/21/90	12	12
01/28/90	12	12
02/05/90	12	12
02/12/90	11	12
02/19/90	10	11
02/26/90	15	14
03/05/90	13	14
03/12/90	13	12
Final	12	4

1990-91	AP	USAToday
11/19/90	1	1
11/27/90	1	1
12/05/90	1	1
12/11/90	1	1
12/18/90	1	1
12/26/90	1	1
01/02/91	1	1
01/08/91	2	2
01/15/91	1	1
01/22/91	1	1
01/29/91	1	1
02/05/91	1	1
02/12/91	1	1
02/19/91	1	1
02/26/91	1	1
03/06/91	2	3
Final	2	2

1991-92	AP	USAToday
11/19/91	2no poll	
11/26/91	2	2
12/3/91	2	2
12/10/91	2	2
12/17/91	1	1
12/24/91	1	1
12/31/91	1	1
01/07/92	1	1
01/14/92	1	1
01/20/92	2	2
01/28/92	2	2
02/04/92	2	2
02/11/92	2	2
02/18/92	1	1
02/25/92	1	1
03/02/92	1	1
03/10/92	1	1
03/17/92	1	1
Final	1	2

1992-93	AP	USAToday
Preseason	6	7
12/07/92	6	4
12/14/92	5	5
12/21/92	5	5
12/28/92	5	5
01/04/93	9	9
01/11/93	8	8
01/18/93	10	10
01/25/93	11	11
02/01/93	11	11
02/08/93	14	14
02/15/93	11	12
02/22/93	11	11
03/01/93	10	10
03/08/93	10	10
03/16/93	10	7
Final	9	6

1993-94	AP	USAToday
11/17/93	10	9
11/29/93	10	10
12/06/93	8	8
12/13/93	14	14
12/20/93	13	14
12/27/93	13	13
01/03/94	17	13
01/10/94	15	15
01/17/94	12	11
01/24/94	12	12
01/31/94	10	11
02/07/94	9	9
02/14/94	6	4
02/21/94	9	8
02/28/94	8	7
03/07/94	8	7
03/15/94	8	11
Final	10	12

1994-95	AP	USAToday
Preseason	7	9
11/21/94	8	9
11/27/94	14	14
12/05/94	12	12
12/12/94	13	12
12/19/94	12	12
12/26/94	11	12
01/02/95	11	12
01/09/95	9	11
01/16/95	12	14
01/23/95	12	12
01/30/95	12	12
02/06/95	8	9
02/13/95	6	7
02/20/95	6	7
02/27/95	6	7
03/06/95	9	10
03/13/95	10	10
Final	10	6

1995-96	AP	USAToday
Preseason	3	2
11/21/95	6	7
11/28/95	5	7
12/05/95	5	5
12/12/95	5	6
12/19/95	6	7
12/26/95	6	7
01/02/96	5	5
01/09/96	8	7
01/16/96	7	7
01/23/96	7	7
01/30/96	9	9
02/06/96	9	8
02/13/96	10	10
02/19/96	9	10
02/26/96	8	9
03/04/96	11	11
03/11/96	11	10
Final	11	6

1996-97	AP	USAToday
Preseason	10	9
11/18/96	7	7
11/25/96	14	14
12/02/96	12	11
12/09/96	14	11
12/16/96	12	11
12/23/96	10	11
12/30/96	9	10
01/06/97	13	13
01/13/97	8	8
01/20/97	7	7
01/27/97	8	7
02/03/97	10	8
02/10/97	9	8
2/17/97	11	9
2/24/97	13	10
03/03/97	14	12
03/10/97	14	12
Final	12	14

1997-98	AP	USAToday
Preseason	13	13
11/18/97	12	13
11/25/97	10	12
12/02/97	9	10
12/09/97	12	17
12/16/97	10	12
12/23/97	10	10
12/30/97	9	9
01/06/98	9	9
01/13/98	15	12
01/19/98	11	10
01/26/98	16	13
02/02/98	13	13
02/09/98	12	12
02/16/98	15	14
02/23/98	15	15
03/02/98	18	18
03/09/98	18	17
Final	17	23

1998-99	AP	USAToday
Preseason	8	14
11/16/98	8	14
11/23/98	17	19
11/30/98	15	18
12/07/98	19	24
12/14/98	22	22
12/21/98	23	23
12/28/98	22	22
02/04/99	22	22
01/11/99	22	23
01/18/99	19	21
01/25/99	19	18
02/01/99	16	16
02/08/99	18	17
02/15/99	17	17
02/22/99	19	18
03/01/99	19	20
03/08/99	20	20
Final	20	20

1999-2000	AP	USAToday
Preseason	-	25
01/24/00	25	24
01/31/00	24	23
02/07/00	22	21
02/14/00	21	22
02/21/00	16	16
02/28/00	16	17
03/06/00	19	19
03/13/00	19	19
04/03/00	19	14

2000-01	AP	USAToday
Preseason	15	15
11/13/00	13	-
11/20/00	16	15
11/27/00	20	17
12/04/00	24	20
12/12/00	25	21
12/18/00	-	23
12/25/00	-	24
01/01/01	-	25
01/15/01	25	24
01/22/01	-	24
01/29/01	-	25
02/05/01	-	24
2/12/01	-	24

2007-08	AP	USAToday
03/03/08	25	25
03/10/08	24	23
03/17/08	24	23
Final	24	22

2008-09	AP	USAToday
Preseason	15	15
11/17/08	16	11
11/24/08	16	15
12/01/08	20	19
12/08/08	17	15
12/15/08	17	15
12/22/08	16	15
12/29/08	16	15
01/05/09	15	14
01/12/09	14	12
01/19/09	16	14
01/26/09	19	18
02/02/09	17	15
02/09/09	17	15
02/16/09	23	21
02/23/09	22	19
03/02/09	24	20
03/09/09	24	22
Final	24	24

2009-10	AP	USAToday
Preseason	14	18
11/16/09	12	17
11/23/09	16	18
11/30/09	14	15
12/07/09	19	



ALL-TIME COACHES

HEAD COACHES

BARBARA KELLY 1974-75 (2)

Yrs.	Record	ACC	Finish
1973-74	10-5		
1974-75	15-7		
Total	25-12 (.676)		

DAN BONNER 1976-77 (2)

Yrs.	Record	ACC	Finish
1975-76	12-9		
1976-77	10-11		
Total	22-20 (.524)		

DEBBIE RYAN 1978-2011 (34)

Yrs.	Record	ACC	Finish
1977-78	8-17	1-5	6th
1978-79	16-12	2-4	6th
1979-80	20-12	3-5	6th
1980-81	22-10	5-2	4th
1981-82	17-11	2-5	5th
1982-83	15-13	4-9	6th
1983-84	22-7	11-3	1st
1984-85	21-8	9-5	3rd
1985-86	26-3	13-1	1st
1986-87	26-5	12-2	1st
1987-88	27-5	12-2	T1st
1988-89	21-10	8-6	4th
1989-90	29-6	11-3	#2nd
1990-91	31-3	14-0	1st
1991-92	32-2	15-1	#1st
1992-93	26-6	13-3	#1st
1993-94	27-5	15-1	1st
1994-95	27-5	16-0	1st
1995-96	26-7	13-3	1st
1996-97	23-8	12-4	2nd
1997-98	19-10	9-7	5th
1998-99	20-9	12-4	2nd
1999-00	25-9	13-3	1st
2000-01	18-14	8-8	5th
2001-02	17-13	9-7	T3
2002-03	17-14	9-7	3rd
2003-04	13-16	6-10	7th
2004-05	21-11	8-6	5th
2005-06	20-12	5-9	9th
2006-07	19-15	5-9	8th
2007-08	24-10	10-4	T3rd
2008-09	24-10	8-6	T5th
2009-10	21-10	9-5	3rd
2010-11	19-16	5-9	T-8th
Total	739-324	307-158	

JOANNE BOYLE 2012-PRESENT (5)

Yrs.	Record	ACC	Finish
2011-12	25-11	9-7	T5th
2012-13	16-14	8-10	6th
2013-14	14-17	6-10	10th
2014-15	17-14	7-9	9th
2015-16	18-16	6-10	9th
Total	90-72	36-46	
Overall:	876-428	343-204	
42 seasons	.671	.645	

ASSISTANT COACHES

Coach	Seasons
Bob Plybon	1974 (1)
Brenda Langdon	1975 (1)
Debbie Ryan	1976-77 (2)
Mika Long	1978-81 (4)
Geno Auriemma	1982-85 (4)
Charlene Curtis	1982-83 (2)
Melissa Mahony	1984-85 (2)
Frank DiLeo	1986-93 (8)
Shawn Campbell	1986-00 (15)
Kathy Ryan	1987-89 (3)
Melissa Wiggins	1990-93 (4)
Tammi Reiss	1994-96 (3)
Kelly Watts	1994 (1)
Audra Smith	1995-2004 (10)
Jenny Kuziemski	1997-99 (3)
Nikki Caldwell	2000-02 (3)
Daryl Oliver	2003-04 (2)
Jennifer Hoover	2005-07 (3)
Tom Garrick	2004 (0)
Curtis Loyd	2004-2009 (5)
Jeff House	2005-2009 (4)
Tim Taylor	2001-2005, 2009-11 (6)
Angel Elderkin	2007-11 (4)
Wendy Palmer	2009-11 (2)
Katie O'Connor	2012 (1)
Ashley Earley	2013 (1)
Cory McNeill	2012-16 (5)
Kim Mc Neill	2012-16 (5)
La'Keshia Frett Meredith	2014-present (3)
Tim Taylor	2001-2005, 2009-11 (6)
	2016
Katherine Graham	2016

years indicate full season

ALL-TIME TOURNAMENT RESULTS

1975	Virginia Invitational	4th
1976	Virginia Invitational	4th
1977	UNC Christmas Tournament	4th
1978	Princeton Tournament	nd
1979	Virginia Tip-Off Tournament	1st
1980	Virginia Tip-Off Tournament	1st
	Queens Tournament	1st
1981	Virginia Tip-Off Tournament	1st
	Queens Tournament	3rd
1982	Shoney's Cavalier Classic	1st
1983	Shoney's Cavalier Classic	1st
	Boston College Tournament	2nd
1984	Investors Classic	1st
	Women's Court Classic	unbeaten
1985	Sunshine Classic	unbeaten
	Investors Classic	1st
	Carrier Classic	1st
1986	Investors Classic	1st
	Cardinal Classic	1st
1987	Investors Classic	1st
	Orange Bowl/Burger King Cl.	3rd
1988	Investors Classic	1st
	Wildcat Classic	1st
1989	Wahine Classic	2nd
	Investors Classic	1st
	Bell Atlantic Holiday Tourn.	1st
1990	Cavalier Classic	1st
	Pepsi-Church's Holiday Classic	1st
1991	Cavalier Classic	1st
	LA Gear Classic	1st
1992	Coca Cola/Holiday Inn Classic	1st
	Take it to Court Super Shootout	2nd
1993	Coca Cola/Holiday Inn Classic	1st
	St. Joseph's Hawk Classic	2nd
1994	Wahine Classic	3rd
	Central Fidelity Invite	3rd
1996	Fla. International Holiday Cl.	1st
1998	Cavalier Classic	2nd
1999	Wahine Classic	3rd
	Cavalier Classic	1st
2000	Preseason WNIT	4th
2001	Tulane's DoubleTree Classic	2nd
2002	Florida's State Farm Classic	2nd
2003	Rainbow Wahine Classic	4th
	Cavalier Classic	2nd
2004	Women's Sports Foundation Cl.	3rd
	Mildred & Roger L. White Invite	2nd
	Cavalier Classic	1st
2005	Paradise Jam	2nd
	Cavalier Classic	1st
2006	Junkanoo Jam	3rd
	Marriott Cavalier Classic	1st
2007	Rainbow Wahine Classic	2nd
	Marriott Cavalier Classic	1st
2008	WBCA Classic	2nd
	Marriott Cavalier Classic	1st
2009	Junkanoo Jam	1st
	Marriott Cavalier Classic	1st
2010	Paradise Jam	3rd
	Marriott Cavalier Classic	1st
2011	Waikiki Beach Marriott Showdown	3rd
	Marriott Cavalier Classic	1st
2012	San Juan Shootout	2nd
	Holiday Inn Univ Cavalier Classic	1st
2013	Junkanoo Jam	3rd
	FGCU Hilton Garden Inn Classic	1st
	Hilton Garden Inn Cavalier Classic	1st
2014	FIU Thanksgiving Classic	3rd
	HGI Cavalier Classic	1-1
2015	Paradise Jam	1-2
	HGI Cavalier Classic	2-0

2016 SOUTH POINT SHOOTOUT NOVEMBER 25-26, 2016

The Cavaliers will spend Thanksgiving in the Las Vegas, competing at the South Point Shootout

This will be Virginia's first time competing in this tournament at the South Point Casino and Spa at the 4,000-seat South Point arena

Virginia will face Nebraska on Friday (Nov. 25) and St. John's on Saturday (Nov. 26). Arizona State, Maryland and Washington State will also be playing in the tournament.

ACC/BIG TEN CHALLENGE

Virginia plays at Northwestern on Thursday, Dec. 1 in this year's ACC/Big Ten Challenge.

This year's Challenge will mark the 10th year of the event that made its debut for the 2007-08 season. All 14 Big Ten teams and all of the ACC teams except Clemson will participate in the 2016 Challenge.

Challenge games will be played in a two-day format, beginning Wednesday, Nov. 30. Syracuse and Pittsburgh will host games on the first day, while Notre Dame, Florida State and Wake Forest will play on the road. On Dec. 1, NC State, Virginia Tech, Boston College, Louisville and Georgia Tech will host Big Ten foes, while Duke, North Carolina, Virginia and Miami will travel to Big Ten sites.

For the second consecutive year and third time in Challenge history, the ACC and Big Ten played to a tie in 2015. Both conferences won seven games over the two-day event. The ACC is now 6-0-3 all-time in the Challenge with a 62-46 record against the Big Ten in Challenge games. The two other ties occurred in 2014 (7-7) and 2011 (6-6). The ACC has won at least six games in all eight Challenges.

This will be the first time Virginia and Northwestern have met in the ACC/Big Ten Challenge and just the third meeting overall.

VIRGINIA IN CHALLENGE 5-4 RECORD

2015: Iowa 85, Virginia 73
2014: Illinois 86, Virginia 63
2013: Michigan 73, Virginia 53
2012: Virginia 90, Minnesota 68
2011: Virginia 65, Indiana 49
2010: Ohio State 74, Virginia 46
2009: Virginia 56, Purdue 49
2008: Virginia 63, Illinois 39
2007: Virginia 84, Wisconsin 60

2016 CAVALIER CLASSIC PRESENTED BY HOLIDAY INN UNIVERSITY AREA

DECEMBER 28-29, 2016

Started as the precursor to the ACC Tournament, the Cavalier Classic's official name has changed several times through the years. North Carolina captured the first title in 1976, while NC State won the event in 1977 and Auburn took home the title in 1998.

Virginia captured 24 of the 29 Cavalier Classic team titles since the tournament began in 1976.

Since 2014, the tournament has deviated from the previous format and does not have a declared champion, playing instead as a true "classic" tournament with set match-ups.

CHAMPIONSHIP GAME RESULTS

1976	North Carolina 69, Maryland 68
1977	NC State 69, #13 Maryland 64
1979	Virginia 74, Duke 58
1980	Virginia 54, Navy 47
1981	Virginia 83, Mount St. Mary's 70
1982	Virginia 68, Mount St. Mary's 62
1983	Virginia 88, #15 Penn State 69
1984	Virginia 57, UNC Charlotte 56
1985	Virginia 61, Northeastern 42
1986	Virginia 78, St. John's 42
1987	Virginia 87, Syracuse 50
1988	#10 Virginia 107, Georgetown 44
1989	Virginia 74, #9 UNLV 73
1990	Virginia 92, Florida State 77
1991	Virginia 92, West Virginia 63
1998	Auburn 79, Virginia 61
1999	Virginia 70, Syracuse 59
2003	#7/6 Minnesota 73, Virginia 53
2004	Virginia 98, James Madison 52
2005	Virginia 80, Yale 41
2006	Virginia 81, UAB 63
2007	Virginia 78, Marshall 56
2008	Virginia 68, Louisiana Tech 52
2009	Virginia 63, Liberty 54
2010	Virginia 83, ETSU 66
2011	Virginia 53, UMass 38
2012	Virginia 54, Xavier 45
2013	Virginia 69, Princeton 57
2014	No Championship Game
2015	No Championship Game



2015 Paradise Jam
U.S. Virgin Islands



TERESA A. SULLIVAN University President

Teresa A. Sullivan is the University of Virginia's eighth president. Since taking office in 2010, she has led UVA through a period of significant progress. In fall 2012, she launched a planning effort to provide a road-map for the University's future, while gathering input from 10,000 alumni, parents, students, faculty, staff, and others. This effort produced a new strategic plan for the University, the Cornerstone Plan. President Sullivan developed a new financial model for the University to ensure stability and transparency and to spur innovation in a period of significant financial pressure in higher education. President Sullivan has assembled a highly effective leadership team and staff. Working with her team, President Sullivan has prepared UVA to tackle the serious challenges in higher education related to access, affordability, faculty compensation, and global competitiveness. UVA now has ongoing efforts, at both the unit and the pan-University levels, to reduce costs, improve processes, and enhance efficiency, while protecting the quality of the academic enterprise. In 2013, President Sullivan proposed a plan to aggressively improve faculty compensation after many years of stagnation in faculty salaries. In spring 2013, President Sullivan led the University to completion of its \$3-billion capital campaign, and quickly announced plans to raise financial support for three strategic priorities: retaining and recruiting top faculty, restoring the University's Jeffersonian Grounds, and providing needy students with scholarships. President Sullivan is a respected scholar in labor force demography and is the author or coauthor of six books and many scholarly articles. President Sullivan is a member of the American Academy of Arts and Sciences and a Fellow of the American Association for the Advancement of Science. She

serves as Chair of the Council of Presidents for the Association of Governing Boards of Universities and Colleges, Co-Chair of the National Research Council's Committee on Improving Higher Education's Responsiveness to Regional STEM Workforce Needs, and as a member of the Advisory Board for the Northern Virginia Technology Council. In 2016, the Governor reappointed her to the Innovation and Entrepreneurship Investment Authority. President Sullivan came to UVA from the University of Michigan, where she was provost and executive vice president for academic affairs. Prior to her work at Michigan, Ms. Sullivan was executive vice chancellor for academic affairs for the University of Texas System, a position she held from 2002 until May 2006. She served as faculty member at the University of Texas at Austin from 1981 to 2006. She is a graduate of Michigan State University's James Madison College, and earned her doctoral degree in sociology from the University of Chicago. She is married to Douglas Laycock, the Robert E. Scott Distinguished Professor of Law at UVA. They have two adult sons. President Sullivan is a passionate fan of UVA athletics, and regularly attends sports events on and off Grounds.



CRAIG LITTLEPAGE Director of Athletics

Committed to preserving and building on UVA's longstanding tradition of academic and athletic excellence, Craig Littlepage is in his 16th year as Virginia's Athletics Director. Littlepage's appointment as athletics director was announced on August 21, 2001.

Littlepage served as Virginia's interim athletics director from June 1, 2001, until his permanent appointment to the position. He had also served as the University's interim athletics director from

December of 1994 until July of 1995.

The first African-American athletics director in Atlantic Coast Conference history, Littlepage was named the Black Coaches Association's "Athletics Administrator of the Year" in 2003 and 2006. He was also listed on Sports Illustrated's list of the 101 most influential minorities in sports in 2003 and 2004. In March 2005, Littlepage was named one of Black Enterprise magazine's "Most Powerful African-Americans in Sports."

Littlepage has been a member of UVA's athletics administration since 1990 when he was appointed an assistant athletics director, a position he held from 1990-1991. He then spent four years as the associate director of athletics for programs and six years (1995-2001) as senior associate director of athletics, managing all aspects of the athletics department's day-to-day operations.

Littlepage leads a comprehensive 25-sport athletics program that routinely competes for championships and national rankings in many sports. At the same time, Cavalier student-athletes who exhaust their eligibility at Virginia graduate at a rate comparable to the student body as a whole. UVA student-athletes annually rank among the top Division I-A public universities in the country in graduation rates.

He has outlined a number of ambitious 10-year goals for the department to achieve by 2022: graduate 100 percent of its student-athletes; win 12 national championships and 70 conference titles; fully endow all scholarships and provide the operational support required to meet all other stated goals; build and maintain high-quality facilities; annually recruit the best student-athletes in the country (based on how coaches rate their top prospects); and fully comply with Title IX.

Such goals reflect Littlepage's vision of "uncompromised excellence in intercollegiate athletics" as well as the department's overall



In 2015-16, Virginia captured its second consecutive NCAA men's tennis championship to highlight another successful athletics season in which teams or individuals from 20 of the Cavaliers' 25 intercollegiate athletics programs advanced to NCAA postseason competition. UVA secured its third straight top-10 finish in the Directors' Cup standings and placed in the top 20 in the Directors' Cup standings for the 10th consecutive year.

In addition to its NCAA men's tennis championship in 2015-16, the rowing team placed third nationally and the women's swimming program finished fifth. Men's basketball made its first NCAA Elite Eight appearance since 1995 and the men's track and field team placed seventh at the NCAA Outdoor Championships and tied for eighth at the indoor championships. Women's golf, women's tennis, women's soccer and field hockey also advanced to the quarterfinals at their respective NCAA championships.

UVA captured four Atlantic Coast Conference championships and its 73 conference titles since the spring of 2002 are the most of any ACC school during that time. In 2015-16, UVA won ACC championships in women's golf (second consecutive), rowing (seventh consecutive and 16th in 17 years), women's cross country (first since 1982) and women's swimming and diving (ninth consecutive).

Great progress has also been made in the area of athletics facility improvements during Littlepage's watch, including the additions of the George Welsh Indoor Practice Facility (2013) and John Paul Jones Arena (2006).

Littlepage has held many leadership roles within the NCAA, ACC, the University-at-large and professional organizations. He is currently serving as chair of the John McLendon Foundation Steering Committee and served on the Executive Committee of the National Association of Collegiate Athletics Directors (NACDA) from 2006-10.

In February 2002, he was appointed to the 10-member Division I Men's Basketball

Committee by the NCAA Championship/Competition Cabinet and served a five-year term which was completed Aug. 31, 2007. In 2005-06, Littlepage served as the chair of the Men's Division I Basketball Committee and administered its selection process.

Littlepage previously was a member of the NCAA Division I Infractions Committee and the NCAA Academics, Eligibility and Compliance Cabinet, serving on the Recruiting and Student-Athlete Reinstatement Subcommittees. He chaired the Reinstatement Subcommittee in 1999-2000. He also served the NCAA on committees that studied sports wagering, postgame crowd control, basketball issues, and the College Basketball Partnership. He has participated as a presenter and mentor to the NCAA's Ethnic Minority Male Institute, the Black Coaches and Administrator Association, and other NCAA leadership development programs designed to help aspiring athletics administrators and head coach candidates in football and basketball.

Littlepage has chaired the ACC Women's Basketball Committee, ACC Committee on Awards, ACC Student-Athlete Welfare Committee, the ACC Men's and Women's Swimming/Diving Committees and the ACC Men's Soccer Committee.

He is a member of the Associate Faculty for the University's Center for Alcohol and Substance Education, and participates in various alcohol and drug prevention/education conferences. Littlepage also has been active in

the local community, having served on the Board of Directors for the Charlottesville Ronald McDonald House and serving as a Trustee with the Mount Zion Baptist Church and the St. Anne's-Belfield School.

Before beginning his career in athletics administration, Littlepage served two stints as an assistant coach with the Cavalier men's basketball program, from 1976-82 and from 1988-90.

Littlepage held head coaching positions at Pennsylvania (1982-85) and at Rutgers (1985-88) before returning to Virginia. While he was at Penn, the Quakers won the Ivy League championship and participated in the 1985 NCAA Tournament. Littlepage was an assistant basketball coach at Villanova for two years and at Yale for one year before joining the UVA basketball program as an assistant coach in 1976.

The LaMott, Pa., native earned his bachelor's degree in economics from the Wharton School at the University of Pennsylvania in 1973. He was a member of three Ivy League basketball championship teams at Penn and was instrumental in the Quakers' drive to three consecutive NCAA Eastern Regional playoff appearances. The 1970-71 Penn team that finished the year with a record of 28-1 was inducted into the Philadelphia Big-5 Hall of Fame in April 2016. In addition, Littlepage was inducted into the Pennsylvania Sports Hall of Fame in 2014.

Littlepage and his wife, Margaret, have three children; two daughters Erica (30) and Erin (25), and a son Murray (27).



JON OLIVER
Executive Associate
Athletics Director

Jon Oliver is in his 16th year at Virginia. His primary responsibility is oversight of the day-to-day operations of the athletics department.

Oliver is the administrative liaison for football, men's basketball and men's tennis and he has senior staff administrative oversight responsibilities for Academic Affairs, Equipment Room Operations, Human Resources, Facilities and Game Operations, Lifeskills, Marketing and Promotions, Sports Medicine, Sports Nutrition, Sports Psychology, Strength and Conditioning and Video Services. Oliver also serves as the Department's representative on all major facility projects.

In July 2015, ACC Commissioner John Swofford appointed Oliver to a three-year term on the Atlantic Coast Conference's Finance Committee that will end in June 2018.

Before coming to UVA, Oliver spent the previous six years involved in various aspects of athletic administration at Washington State University. Oliver ended his tenure at WSU as the associate athletics director for external affairs and prior to that served as the associate athletics director for finance and facilities development, the assistant athletics director for business and compliance and the director of compliance.

Oliver earned a bachelor's degree in communications from Boise State in 1994 and his law degree from the Idaho School of Law in 1997.

Oliver is a former member of the University of Idaho Law School Advisory Board and served on the NCAA's Minority Opportunities and Interests Committee.

He and his wife, November, have a son, Dante, and two daughters, Ariana and Mia.



JANE MILLER
Senior Associate
Athletics Director
for Programs/Senior
Woman Administrator

A 33-year veteran of the Virginia athletics department, Jane Miller has served as the senior associate director of athletics for programs/senior woman administrator since 2001. Previously, Miller was the associate athletics director for programs/ SWA.

In December 2014 Miller was the first Senior Women's Administrator appointed to the NCAA Division I Board of Directors where she participates in the overall governance of NCAA Division I Athletics. Miller also serves on the University Women's Leadership Council, Calendar Committee, Admissions Committee and Judicial Review Board. She is a member of the ACC Women's Lacrosse, Women's Basketball and Baseball Committees. Miller was appointed Deputy Title IX Coordinator for the University in 2013 and served in that capacity until Spring 2016.

Miller was elected Chair of the NCAA Division I Championship/Sports Management Cabinet in 2011 serving until January 2014 and served as Chair of the National Lacrosse Hall of Fame Committee (women's division) from 2010-2012. Miller was a member of the NACWAA Board of Directors from 2009-13.

Head coach of the UVA women's lacrosse team for 12 seasons, Miller resigned her coaching duties in 1995 for a full-time administrative role. She retired

as the winningest coach in UVA women's lacrosse history, compiling a record of 145-44, including two national championships and six Final Four appearances. She was elected to the Virginia chapter of the Lacrosse Hall of Fame in 1996, the New England chapter of the Lacrosse Hall of Fame in 2000, the U.S. Lacrosse National Hall of Fame and Oliver Ames High School Hall of Fame in 2003 and the Eastern Mass Chapter of the US Hall of Fame in July 2015.

A native of Easton, Mass., Miller graduated from Northeastern University in 1973 and was elected to her alma mater's Hall of Fame in 1983. She was a three-sport standout at Northeastern in basketball, field hockey and lacrosse.

Miller was reappointed to the Board of Directors for the National Association of Collegiate Women Athletic Administrators in 2014 and is a member of the National Association of Collegiate Directors of Athletics. In May 1999, she received the Woman of Achievement Award from the UVA Women's Faculty and Professional Association and in 2009 she received the President's Award for Exemplary Service to the ACC. In 2013, she received the Claudia Dodson Equity Award from the WINs organization. In 2014 Miller received the Administrator of the Year Award from the National Association of Collegiate Women Administrators and the Elizabeth Zintl Award presented by the University of Virginia Women's Center for outstanding leadership and devotion to the University.



ERIC BAUMGARTNER
Associate Athletics
Director for Compliance

Eric Baumgartner joined the Virginia athletics staff in October of 2011 as the associate athletics director for compliance. He previously held the same position at the University of Georgia.

Baumgartner was the assistant athletics director for compliance at Georgia from October of 2005 to 2010 before being promoted to associate athletics director. While serving at Georgia he developed, administered and monitored compliance systems for the institution's 21 intercollegiate athletics programs. He was responsible for rules education programs for coaches, administrators, student-athletes, alumni and other university personnel.

Prior to working at Georgia, Baumgartner was an assistant director of membership services at the NCAA. His duties included helping schools interpret NCAA legislation, conducting on-campus compliance reviews and serving as the lead for NCAA athletic certification publications.

Baumgartner was the assistant athletic director for compliance at Clemson from June of 2000 through August of 2003. He developed, administered and monitored Clemson's compliance systems to maintain institutional control for the school's athletics program. He also served as the assistant athletic director for compliance at Jacksonville University from August of 1997 until June 2000.

Baumgartner earned his master's degree in sports administration from Georgia State in 1997. He earned his undergraduate degree from Virginia Tech in exercise science in 1995. He is a native of Blacksburg, Va., is married to Angela and has three kids, MacKenzie (14), Evan (14) and Benjamin (11).



TODD GOODALE
Senior Associate
Athletics Director for
External Affairs

Todd Goodale was named senior associate director of athletics for external affairs in August of 2015. In that role, he oversees the marketing and promotions, media relations, strategic ticketing, ticketing, and video services departments. Previously, Goodale was the associate director for external affairs from 2013-15.

He also serves as the University's licensing director.

Goodale was the associate athletics director for marketing and video services starting in July of 2006. He was named UVA's director of video services in July of 2004.

He received the Bus Male Service Award in 2005 and was named the department's employee of the year in 2010.

Goodale was the creative director for Cavalier Sports Marketing from 1998-2004. Prior to that, he was a member of the Virginia Sports Marketing staff, serving as producer of the football and basketball coaches television shows and as an account executive.

He is a 1994 graduate of Virginia. Following his graduation, he was a sports reporter and anchor for WVIR-TV in Charlottesville.

Goodale serves on the board of ParadeRest, a Charlottesville-based non-profit organization that serves military members and military families in Virginia.



ADRIEN HARRAWAY
Associate Athletics
Director for Student
Services

In August of 2015 Adrien Harraway was named associate athletics director for student services. In January of 2012, he was named associate athletics director for academic affairs. He had previously served as the assistant athletics director for academic affairs for football at Virginia since November of 2010. Prior to that he was the director of academic affairs for football since June of 2007 and also served as an assistant director/academic coordinator of academic affairs for football since coming to Virginia in the summer of 2005.

Harraway is responsible for oversight and long-range planning for academic and Like Skills programming and services for student-athletes, hiring and training staff, evaluating the program and designing its content, developing and implementing policy, and developing and managing the budget.

Harraway came to Virginia after earning a master's degree in higher education administration from Arizona State in 2005. While at Arizona State, he worked as a graduate assistant in the area of academic support with the football program from 2003-05.

He was an administrative intern for the National Association of Collegiate Directors of Athletics from 2002-03. In that role he served as an assistant liaison for the International Collegiate Licensing Association, the National Association of Athletics Development Officers and the Division I-AA Athletics Directors Association.

Harraway earned his undergraduate degree in business administration from Northern Iowa in 2002. He played football at Northern Iowa and lettered three years as a safety.



DIRK KATSTRA
Executive Director of
the Virginia Athletics
Foundation/Senior
Associate Athletics

Director

Dirk Katstra is in his 21st year as executive director of the Virginia Athletics Foundation. In July of 2013 he was named senior associate athletics director and took on the role as the sport administrator for men's and women's swimming and diving.

In June 2004, Katstra was named Fundraiser of the Year by the National Association of Athletic Development Directors (NAADD) in recognition of his outstanding leadership and success in fundraising on behalf of Virginia athletics. In June 2012, he was named to the executive committee of NAADD and now serves as the Third Vice President/Treasurer.

The Virginia Athletics Foundation is responsible for all fundraising efforts for Virginia athletics, including the current "All In For Excellence" initiative, which calls for \$23.3 million to be raised in 2016. This effort includes \$18.3 million for scholarships, athletics academic affairs and operational costs; \$4 million in endowment contributions to add to a \$70 million scholarship endowment; and \$1 million in Coaches 10 projects for additional operational budget support. In addition, the Foundation is responsible for raising funds to support any new or facility renovation projects that are developed.

Katstra previously served the athletics department as the associate director for external affairs, overseeing the long-range planning and daily operations for media relations, sports publications, and the ticket office. From 1992 to 1996, Katstra served as director of annual giving for the Foundation.

A native of Stilwell, Kan., Katstra is a 1991 graduate of UVA with a degree in sport management. A member of the Cavalier basketball team from

1987 to 1991, Katstra played on three NCAA Tournament teams and was a senior captain on the 1990-1991 squad.

Before joining the Virginia Athletics Foundation staff in 1992, Katstra served an internship with the athletics department's promotions and marketing office, and had administrative responsibilities with the men's basketball program.

Katstra is married to the former Michelle Massie of Charlottesville. The couple has two sons, Austin and Ryan, and daughter, Ryleigh. Katstra's father, the late Richard Katstra, lettered as a member of the UVA basketball team in 1963 and 1964.



STEVE PRITZKER
Senior Associate
Athletics Director for
Business Operations

Steve Pritzker is in his second year as the senior associate athletics director for business operations and the chief financial officer (CFO) for the University of Virginia athletics department. Previously, Pritzker was the associate athletics director for business operations from 2013-15.

In addition to supervising the business operations staff and the manager of information systems, Pritzker serves as the financial adviser to the athletics department staff and coordinates the implementation and management of the department's operating budget. He serves as the department's primary liaison to the University's audit, budget, financial administration and procurement offices.

Pritzker returned to Virginia in 2013 after serving as the head rowing coach at Iowa. He spent the previous nine years as a member of Virginia's coaching staff, from 2004 to 2012. After volunteering with the rowing team during the 2004 season, while earning his master's degree in business administra-

tion, Pritzker assumed full-time coaching responsibilities in the fall of 2004. In 2007 he was promoted to associate head coach. While at Virginia, Pritzker helped guide the Cavaliers to NCAA team championships in 2010 and 2012, along with runner-up finishes in 2005 and 2007. He also coached the Varsity 4 to four individual National Championships, as well as three National runner-up finishes. Virginia won eight ACC titles in his nine seasons.

While working with the Cavaliers' rowing program, Pritzker supported the Athletic Department on finance and budgeting matters, including forecasting and achieving financial efficiencies. He worked directly with different units within the athletics department on budget management. He also developed risk analyses for long-term budget planning.

Pritzker's business background includes a two-year stint with Credit Suisse First Boston in New York City as a research sales analyst where he conducted research and financial analysis for major institutional clients. He also worked for two years for Kingdon Capital Management as an associate, developing valuation models to evaluate investments and advising portfolio managers.

A native of Alexandria, Va., Pritzker graduated from Yale and received his master's degree from UVA's Darden Graduate School of Business in 2005. He was selected as a Schwartz Research Fellow at Yale, while earning four varsity letters as a coxswain on the rowing team. While a graduate student, Pritzker was selected as a resident for the Range in the historical Academical Village at UVA on the basis of his academic achievement and service to the University.



VALERIE RICHARDSON
Senior Associate
Athletics Director for
Sports Programs

Valerie Richardson is in her ninth year as a member of the athletics department's senior staff and her second year as senior associate athletics director for sports programs. Previously, she was the associate athletics director for sports programs for seven years.

Richardson's primary area of responsibility is the supervision of multiple sports programs and their head coaches. She participates on various ACC, UVA and departmental committees and has responsibilities in long-range planning and scheduling, policy and procedure development and implementation, and budgeting. Richardson has served as both chair of the NCAA Honors Committee and as a member of the NCAA Minority Opportunities and Interests Committee.

Currently Richardson is a member of the NCAA Wrestling Committee, chair of the ACC Wrestling Committee and a member of the ACC Awards Committee. She has also completed the NCAA Pathway Program, a year-long leadership development program for senior level athletics administrators, and she has also participated in the Division IA Athletics Directors' Institute and the NACDA Senior Administrators Mentoring Institute.

Richardson came to UVA from St. John's University in New York, where she was the Associate Athletics Director for External Affairs, directing all major fundraising events for the office of athletics development while assisting with annual giving efforts for several sports programs.

Prior to working at St. John's, Richardson was the Associate Athletics Director/Senior Woman Administrator at Columbia

University where she served as a member of the athletics department's executive management team and supervised eight sports programs. She worked in a similar capacity at the University of California, Santa Barbara, where she supervised 10 sports programs, in addition to the compliance staff, in her role as Associate AD/SWA.

Richardson spent six years at the West Coast Conference prior to assuming the UCSB position, serving first as Director of Championships and Membership Services before

being promoted to Assistant Commissioner/SWA. She has also worked as the Director of Marketing for MAAC Properties, as well as a media relations assistant at Washington State, and has served internships at Nike and at the NCAA.

A California native, Richardson graduated from Stanford University with a degree in psychology. She is a member of the National Association of Collegiate Directors of Athletics and the National Association of Collegiate Women Athletics Administrators.

VIRGINIA ON THE RADIO

Every women's game is presented on UVA's official flagship partners, Charlottesville Radio Group's Newsradio 1070 WINA. All games are produced by the Charlottesville Radio Group as is the weekly call-in show, Inside Virginia Women's Basketball.

Channing Poole (Virginia '13) returns as the play-by-play voice of Virginia Women's Basketball. Virginia basketball alum Chelsea (Shine) Wilson '12 provides color commentary for most games on the conference slate.

In addition to the broadcasts in the Charlottesville area by WINA, a number of games will be broadcast state-wide on affiliates of the Virginia Sports Radio Network. The games are produced by Virginia Sports Properties in association with the Charlottesville Radio Group.

Live and archived Virginia basketball gameday radio broadcasts can also be heard on the internet at www.VirginiaSports.com.

