

VIRGINIA

2009-10 Men's Basketball Game Notes



Virginia Cavaliers

15-16 (5-11 ACC)

2009-10 Year End Notes

2009-10 SCHEDULE/RESULTS

11/13	LONGWOOD		W 85-72
11/16	at USF	BHSN	L 49-66
11/19	RIDER (Cancun Challenge)		W 79-46
11/21	ORAL ROBERTS (Cancun Challenge)		W 76-55
11/24	vs. Stanford #	CBS CS	L 52-57
11/25	vs. Cleveland State #	CBS CS	W 76-65
11/30	PENN STATE ^	ESPN2	L 66-69
12/7	at Auburn	CSN+/CSS	L 67-68
12/21	NUJT		W 68-37
12/23	HAMPTON		W 80-54
12/30	#24 UAB		W 72-63
1/5	TEXAS-PAN AMERICAN		W 72-53
1/9	at NC State *	Raycom	W 70-62
1/13	#20 GEORGIA TECH *		W 82-75
1/16	#23 MIAMI *	ESPN2	W 75-57
1/18	UNC WILMINGTON		W 69-67
1/23	at Wake Forest *	Raycom	L 57-69
1/28	VIRGINIA TECH *	CSN	L 71-76 (ot)
1/31	at North Carolina *	FSN	W 75-60
2/3	NC STATE *	ESPN2	W 59-47
2/6	WAKE FOREST *	Raycom	L 61-64 ot
2/13	at Virginia Tech *	Raycom (Split)	L 55-61
2/15	at Maryland *	ESPN360.com	L 66-85
2/17	FLORIDA STATE *	ESPN2	L 50-69
2/20	at Clemson *	RSN	L 49-72
2/23	at Miami *	RSN	L 62-74
2/28	#5 DUKE *	FSN	L 49-67
3/3	at Boston College %	ESPN2	L 55-68
3/6	#22 MARYLAND *	Raycom	L 68-74
3/11	vs. Boston College %	Raycom	W 68-62
3/12	vs. #4 Duke %	Raycom/ESPN2	L 46-57

Cancun Challenge (Moon Palace Resort, Cancun, Mexico)

^ Big Ten/ACC Challenge

* ACC Game

% ACC Tournament (Greensboro, N.C.)

BHSN Bright House Sports Network (also on ESPN360 and Full Court)

CBS CS CBS College Sports

CSN Comcast SportsNet

CSN+ Comcast SportsNet Plus

CSS Comcast/Charter Sports Southeast

FSN Fox Sports Net (ACC Sunday Night Hoops)

RSN Regional Sports Networks

2009-10 SEASON:

- Virginia finished the 2009-10 season with an overall record of 15-16
- The Cavaliers compiled a 5-11 record in the Atlantic Coast Conference and finished tied for ninth in the ACC regular season standings

2010 ACC TOURNAMENT:

- Virginia defeated Boston College 68-62 in the first round of the 2010 ACC Tournament as five players scored in double figures, led by Sammy Zeglinski's 21 points and a double-double by Mike Scott who had 11 points and 13 rebounds
- The Cavaliers' 2009-10 season ended with a 57-46 loss to Duke in the ACC Tournament quarterfinals
- Jeff Jones scored 15 points and Mike Scott had his second consecutive double-double with 14 points and 11 rebounds against Duke

70 WAS A MAGIC NUMBER:

- Scoring 70 points was the magic number for the Cavaliers in 2009-10
- Virginia was 11-1 when scoring at least 70 points and 4-15 when scoring less than 70 points

MEYINSSE AND SHERRILL NAMED TO ALL-ACADEMIC TEAM:

- Senior forward/center Jerome Meyinsse and junior forward Will Sherrill were named to the All-ACC Men's Basketball Academic Team
- It is the third consecutive year Meyinsse has been named to the team
- Meyinsse also was one of 36 ACC student-athletes to receive a Weaver-James-Corrigan scholarship

CAVALIERS SURPASS WIN TOTALS:

- Virginia surpassed its win total of 10 from the 2008-09 season with 15 during the 2009-10 season
- UVa had five ACC wins in 2009-10, one more than the previous season (four)

TAKING CARE OF THE BALL:

- Virginia ranked 13th nationally in fewest turnovers a game at 10.7 turnovers per game in 2009-10
- In 2008-09, the Cavaliers averaged 14.8 tpg, ranking 242nd nationally
- Virginia had 10 or fewer turnovers in 15 games in 2009-10
- UVa ranked 32nd nationally in assist-to-turnover ratio at 1.21
- The previous season, UVa ranked 245th nationally with a 0.84 A/TO ratio

Virginia Athletics/Media Relations • 154 John Paul Jones Arena, PO Box 400853, Charlottesville, VA 22904 • Office: (434) 982-5500 • Fax: (434) 982-5525

Rich Murray (Primary Men's Basketball Contact)
Steve Kirkland (Secondary Men's Basketball Contact)

Office: (434) 982-5530
Office: (434) 982-5535

Cell: (434) 981-4942
Cell: (434) 825-5241

Email: rmurray@virginia.edu
Email: skirkland@virginia.edu

2009-10 AWARDS AND ACCOLADES**Sylvan Landesberg – Sophomore - Guard**

- Second-team All-Atlantic Coast Conference selection as selected by the Atlantic Coast Sports Media Association
- Second-team All-Atlantic Coast Conference by NetScouts Basketball
- Member of the 2010 U.S. Basketball Writers Association (USBWA) All-District III Team
- Member of the 2010 National Association of Basketball Coaches (NABC) All-District 2 first team
- Named Atlantic Coast Conference Player of the Week twice (Jan. 18, Feb. 1)
- Named to the Naismith Award Mid-Season Watch List
- Second-team All-State by the Richmond Times-Dispatch
- Named as preseason candidate for the 2009-10 John R. Wooden Award All-American Team and Player of the Year trophy

Jerome Meynsse – Senior – Forward/Center

- Recipient of the Atlantic Coast Conference's 2010 Skip Prosser Award as the conference's top men's basketball student-athlete
- Named to the All-Atlantic Coast Conference Men's Basketball Academic Team
- One of 36 Atlantic Coast Conference student-athletes to receive a Weaver-James-Corrigan scholarship
- Received the Sidney Young Memorial Award (team award) presented to the men's basketball player who exemplifies the highest qualities of leadership, cooperative spirit and unselfish service in the interest of athletics at the University of Virginia
- Received one of UVa's ACC Scholar-Athlete Awards for academic excellence and performance with distinction as a member of a varsity team
- Co-recipient of the Susan J. Grossman Memorial Award in recognition of outstanding service to student-athletes and contributions to the Student-Athlete Mentor Program
- Received the Ernest H. Ern, Jr., Award for outstanding contributions to student life at Virginia by an intercollegiate athlete
- Received one of Virginia's Top VI Awards which are presented to six student-athletes who have given the most in terms of service to the University and Charlottesville communities

Will Sherrill – Junior – Forward

- Named to the All-Atlantic Coast Conference Men's Basketball Academic Team

THEY CALL THEM FREE THROWS FOR A REASON:

- Virginia ranked second in the ACC and 18th nationally in free throw percentage at 74.8 percent (386-516)
- It was Virginia's highest FT% for a season since the 1978-79 team led the ACC that year at 76.2 percent
- UVa shot 75.8 percent from the line (194-256) in ACC play in 2009-10, best in the conference
- Virginia shot at least 80 percent from the line in 10 games during the 2009-10 season and at least 90 percent in three games
- From the 12:57 mark of the second half at NC State (1/9) to the 5:56 mark of the first half vs. Georgia Tech (1/13), the Cavaliers made 22 consecutive free throws as a team
- Four different Cavaliers had a free throw streak of at least 10 makes in 2009-10

AT JOHN PAUL JONES ARENA:

- Virginia is 49-22 all-time at John Paul Jones Arena
- The Cavaliers were 11-6 at JPJA during the 2009-10 season

PASS THE ROCK:

- Virginia had four players in 2009-10 with at least 50 assists (Sammy Zeglinski, Sylvan Landesberg, Jontel Evans, Mustapha Farrakhan), the first time the Cavaliers have had that many players accumulate 50 assists since four players accomplished the feat in 1997-98 (Willie Dersch, Donald Hand, Chezley Watson, Curtis Staples)
- The Cavaliers had assists on 55.0 percent of their field goals in 2009-10, their highest percentage since 2003-04 (55.8 percent)

DEFENSE!!! ... DEFENSE!!! ... DEFENSE!!!:

- Virginia ranked third in the ACC and 54th nationally in points allowed per game at 63.6 ppg
- It is an 8.9 ppg improvement from the previous season when UVa allowed 72.5 ppg, which ranked 294th nationally

SHARP SHOOTING 'HOOS:

- Against Maryland on Mar. 6 the Cavaliers shot 53.1 percent from the floor, the eighth time in 2009-10 they shot at least 50.0 percent from the field
- In 2008-09, UVa shot 50.0 percent just four times all season (28 games)

LONG RANGE FIRING:

- Against both Penn State and Cleveland State, the Cavaliers shot over 50.0 percent from 3-point range
- Against Penn State, Virginia shot 53.3 percent (8-15) from 3-point range
- Against Cleveland State, Virginia shot 58.8 percent (10-17) from 3-point range
- It was the first time the Cavaliers shot over 50.0 percent from long range in consecutive games since doing it against Ohio and Tennessee in 2000-01
- Virginia also shot over 50.0 percent from 3-point range vs. Texas-Pan American (7-12, 58.3 percent)

DOUBLE TIME

DOUBLE-DOUBLES

	2009-10	Career
Mike Scott	8	18
Sylyen Landesberg	1	1

DOUBLE-FIGURE SCORING GAMES

	2009-10	Career
Sylyen Landesberg	25	48
Mike Scott	22	42
Calvin Baker	--	26
Sammy Zeglinski	16	26
Jeff Jones	13	24
Mustapha Farrakhan	10	14
Jerome Meyinsse	7	9
Will Sherrill	1	1
Solomon Tat	--	1

20-POINT SCORING GAMES

	2009-10	Career
Sylyen Landesberg	9	21
Mike Scott	3	4
Sammy Zeglinski	1	2
Jerome Meyinsse	1	1
Jeff Jones	--	1

30-POINT SCORING GAMES

	2009-10	Career
Sylyen Landesberg	--	1

DOUBLE-FIGURE REBOUNDING GAMES

	2009-10	Career
Mike Scott	8	22
Assane Sene	2	5
Sylyen Landesberg	1	2

PARTY LIKE IT'S 1995:

- The 2009-10 team accomplished several feats that haven't been done at Virginia since the 1994-95 season
- Virginia's first 3-0 start in the ACC since 1994-95
- UVa was the last unbeaten team in ACC play for the first time since 1994-95
- The last time UVa had three ranked wins 15 games into a season was in 1994-95
- That 1994-95 team included UVa assistant coach Jason Williford, UVa strength and conditioning coach Mike Curtis and UVa radio analyst Cory Alexander

'HOOS HONORED BY ANDY KATZ:

- Virginia was honored as the ESPN.com Weekly Watch Team of the Week on Jan. 18 in Andy Katz's weekly column
- The Cavaliers defeated #20 Georgia Tech and #23 Miami the previous week

HISTORIC NIGHT IN THE DEAN DOME:

- Virginia set several marks in its 75-60 win at North Carolina on Jan. 31
- The 15-point margin was UVa's largest ever in Chapel Hill
- It was the most lopsided home loss of the Roy Williams' era at UNC

MEYINSSE SHINES:

- Jerome Meyinsse developed into a strong inside presence for the Cavaliers in ACC play during the 2009-10 season
- In ACC play, he averaged 8.1 points and 4.6 rebounds per game in 2009-10, after averaging 0.9 point and 1.0 rebound per game in ACC play over his first three seasons
- He had a career-high 21 points and tied an ACC career high with seven rebounds vs. Duke on Feb. 28
- At Boston College on Mar. 3 he had 12 points on 6-6 FGs
- Against Maryland on Mar. 6 he had 17 points on 7-8 FGs
- Meyinsse scored in double figures in five of the last six games of the season

MEYINSSE'S BIG GAME AGAINST DUKE:

- Jerome Meyinsse had a career-high 21 points vs. Duke on Feb. 28
- His 21 points were more than he had his entire freshman season (17)
- His 21 points were one shy of the 22 points he scored in ACC play during his first three seasons combined

SCOTT DOUBLING IT UP:

- Mike Scott had double-doubles in both of Virginia's games in the 2010 ACC Tournament and now has 18 in his collegiate career
- He scored 11 points and tied his season high with 13 rebounds vs. Boston College in the first round
- He scored 14 points and had 11 rebounds in the ACC quarterfinal game against Duke
- His 18 double-doubles rank 12th in school history

EVANS A PROTECTOR AND THIEF:

- Jontel Evans had 34 steals in 2009-10 to just 27 turnovers
- His +7 steals-to-turnovers comparison was best in the ACC in 2009-10
- He was the only player in the ACC with a minimum of 20 steals in 2009-10 to have more steals than turnovers

ZEGLINSKI FROM DEEP:

- Sammy Zeglinski led Virginia in three-point field goals during the 2009-10 season for the second consecutive season
- Zeglinski made 61 three-point field goals in 2009-10 and shot 37.7 percent (61-162) from three-point range
- In 2008-09 Zeglinski led the team with 33 three-point field goals.
- Zeglinski shot 31.4 percent (33-105) from three-point range during the 2008-09 season

FARRAKHAN AND SHERRILL PLAY MANY MORE MINUTES:

- Mustapha Farrakhan and Will Sherrill played significantly more minutes in 2009-10 than they did during the 2008-09 season
- Farrakhan played in 30 games, starting 10, in 2009-10 and averaged 21.0 minutes played and 6.5 points a game
- Farrakhan played in 23 games, starting two, in 2008-09 and averaged 10.4 minutes and 4.3 points a game
- Sherrill played in 30 games in 2009-10, starting seven, and averaged 15.4 minutes and 3.0 points a game
- Sherrill played in 10 games in 2008-09 and averaged 1.9 minutes and 0.1 points a game

SCOTT LEADING REBOUNDER AGAIN:

- Mike Scott was Virginia's leading rebounder for the second consecutive season in 2009-10
- Scott averaged 7.2 rebounds a game to lead the team in 2009-10
- Scott led the team with an average of 7.4 rebounds a game in 2008-09

CAVALIERS SHOOT WELL AGAINST LONGWOOD:

- The Cavaliers shot 60.0% (30-50) from the field vs. Longwood
- It marked the first time Virginia shot 60.0% or higher since shooting 61.0% (36-59) against Long Island on Nov. 17, 2000

DEFENSE SHINES AGAINST NJIT:

- The UVa defense put up a strong performance in the 68-37 win over NJIT
- NJIT's 37 points were the fewest allowed by the Cavaliers since 1996-97 (34 vs. UMBC) and is tied for the second fewest allowed in the shot clock era
- NJIT's 13 made FGs is tied for the fourth lowest total allowed by the Cavaliers since 1953
- NJIT's 27.1% shooting (13-48) was the lowest percentage allowed by the Cavaliers since Longwood shot 25.8% (16-62) against the Cavaliers on Feb. 13, 2007

SHERRILL EN FUEGO SOUTH OF THE BORDER:

- Against Cleveland State in Cancun, junior forward Will Sherrill had his career game
- He set career highs with 18 points, seven FGs, four 3FGs, two assists, three steals and tied a career high with six rebounds
- Prior to the game, Sherrill had scored just 15 points in his career, and his career high in a game was three points

ON THE LINE

CONSECUTIVE MADE FREE THROWS

	Current	Season High	Career High
Zeglinski	8	16	16
Jones	7	8	13
Spurlock	4	4	4
Farrakhan	3	11	19
Meyinsse	3	7	7
Scott	2	14	14
Sene	2	3	5
Evans	2	2	2
Tat	1	3	9
Landesberg	-	27	27
Baker	-	6	25
Sherrill	-	3	4

VIRGINIA'S CONSECUTIVE FREE THROW STREAKS OF 10 OR MORE THIS SEASON

Sylyen Landesberg	27 (1/9-1/18)
Sylyen Landesberg	18 (1/31-2/6)
Sammy Zeglinski	16 (11/21-1/23)
Mike Scott	14 (1/5-2/3)
Sylyen Landesberg	13 (11/16-11/24)
Sylyen Landesberg	12 (12/7-12/30)
Mustapha Farrakhan	11 (1/9-1/16)

* active

AND ONES*

	2009-10	Career
Landesberg	9	26
Meyinsse	9	11
Farrakhan	4	5
Jones	3 (1)	9 (2)
Scott	2	8
Spurlock	2	2
Zeglinski	2 (1)	3 (1)
Tat	1	2
Baker	-	2

(#) - number of four-point plays

* Times making a basket when fouled and making the ensuing free throw too

HEAD COACH TONY BENNETT

FIRST SEASON AT VIRGINIA

Alma Mater: Wisc.-Green Bay '92
 Hometown: Green Bay, Wisc.
 Born: June 1, 1969



CAREER RECORD

at Virginia	15-16	1 season
at Washington State	69-33	3 seasons
CAREER	84-49	4 seasons

VS. RANKED OPPONENTS (AP)

at Virginia	3-3
at Washington State	11-13
CAREER	14-16

AT VIRGINIA

- First coach in UVa history to win his first three ACC games

AT WASHINGTON STATE

- 2007 National Coach of the Year
- Led the Cougars to the 2007 and 2008 NCAA Tournaments
- 2008 NCAA Sweet Sixteen
- Led WSU to the highest ranking in school history (No. 4)

PLAYING CAREER

- Played for his father, Dick Bennett, at UWGB
- Two-time Mid-Continent Conference Player of the Year
- Finished career as the all-time leading scorer in conference history with 2,285 points
- Still the NCAA career 3-point percentage leader at 49.7 percent
- 1992 Frances Pomeroy Naismith Award (best senior player under six-feet tall)
- 1992 GTE Academic All-American of the Year
- Played three seasons in the NBA with Charlotte Hornets (1992-95)

JPJA RECOGNIZED:

- John Paul Jones Arena was named the best new college basketball arena of the decade by SI.com
- The arena was recognized in Seth Davis' story about the highlights of the decade

SIX SIGN WITH VIRGINIA:

- UVa signed six players to National Letters of Intent for the 2010 recruiting class
- The six players are 6-1 guard Billy Baron of E. Greenwich, R.I.; 6-4 guard K.T. Harrell of Montgomery, Ala.; 6-6 guard Joe Harris from Chelan, Wash.; 6-9 forward James Johnson of Wildomar, Calif.; 6-7 wing Akil Mitchell of Charlotte, N.C.; and 6-8 forward Will Regan of Williamsville, N.Y.

LANDESBERG NOT RETURNING TO VIRGINIA:

- Virginia head coach Tony Bennett announced on March 23 that guard Sylven Landesberg was leaving the University of Virginia
- Landesberg left to pursue his professional aspirations
- Landesberg scored 930 points (16.9 ppg.), had 301 rebounds (5.5 rpg.) and 155 assists (2.8 apg.) during his two seasons in the Virginia program
- He was the ACC Rookie of the Year in 2008-09 and a second-team All-ACC selection in 2009-10

SPURLOCK LEAVING VIRGINIA PROGRAM:

- Guard/forward Tristan Spurlock is leaving the Virginia program
- Spurlock and UVa head coach Tony Bennett mutually agreed on the decision
- Spurlock played in 13 games for the Cavaliers in 2009-10, scoring 31 points and grabbing 10 rebounds

JONES LEAVING VIRGINIA PROGRAM:

- Guard Jeff Jones is leaving the Virginia program
- UVa head coach Tony Bennett announced Jones' departure on April 6
- Jones played in all 31 of the Cavaliers' games in 2009-10, starting seven, and averaged 7.3 points and 1.3 rebounds a game while shooting 43.5 percent (40-92) from three-point range and 78.9 percent (45-57) from the free throw line
- During his three years in the Virginia program, Jones played in 90 games, starting 41, and averaged 6.2 points and 1.6 rebounds a game

THE LAST TIME...

VIRGINIA INDIVIDUALS

- **Scored 30 points:** Sylvan Landesberg (32) vs. Boston College (2/4/09)
- **Scored 40 points:** Sean Singletary (41) at Miami (3/1/08)
- **Two players with 20 points:** Mike Scott (22) and Sylvan Landesberg (20) vs. UT-Pan American (1/5/10)
- **Three players with 20 points:** Chris Williams (27), Roger Mason, Jr. (22) and Donald Hand (20) vs. Duke (1/5/00)
- **Four players with 20 points:** Chris Williams (23), Donald Hand (22), Adam Hall (21), and Travis Watson (20) vs. Georgetown (3/15/00)
- **A player with back-to-back 25-point games:** Sylvan Landesberg, 26 at Georgia Tech (12/28/08), 25 vs. Xavier (1/3/09)
- **One player scored in double figures:** Jerome Meyinsse (21) vs. Duke (2/28/10)
- **Five players scored in double figures:** Sammy Zeglinski (21), Je Jones (14), Jerome Meyinsse (12), Mike Scott (11), Mustapha Farrakhan (10), vs. Boston College (3/11/10)
- **Six players scored in double figures:** Sean Singletary (27), Adrian Joseph (13), Jamil Tucker (13), Mamadi Diane (12), Calvin Baker (11), Laurynas Mikalauskas (11), vs. Maryland (3/9/08)
- **Seven players scored in double figures:** Cornel Parker (20), Junior Burrough (15), Ted Jerries (14), Cory Alexander (13), Jason Williford (12), Yuri Barnes (11) and Doug Smith (11) vs. Clemson (1/13/93)
- **Had 15 rebounds:** Mike Scott (15) vs. Hampton (12/23/08)
- **Had 20 rebounds:** Travis Watson (20) vs. Wake Forest (1/2/03)
- **Had 25 rebounds:** Bob Mortell (25) vs. Washington & Lee (2/27/60)
- **Two players with 10 rebounds:** Sylvan Landesberg (11) and Mike Scott (10) at Maryland (1/20/09)
- **Three players with 10 rebounds:** Yuri Barnes (13), Jason Williford (12) and Junior Burrough (11) vs. Rice (12/4/93)
- **Double-Double:** Mike Scott (14 pts, 11 rebs) vs. Duke (3/12/10)
- **Two players had a double-double:** Adrian Joseph (23 pts, 11 rebs) and Mike Scott (10 pts, 13 rebs) at Penn (11/23/07)
- **Three players had a double-double:** Jason Williford (10 pts, 15 rebs), Ted Jerries (23 pts, 10 rebs), and Cornel Parker (11 pts, 11 rebs) at William & Mary (1/25/93)
- **Double-Double with points and assists:** Sean Singletary (22 pts, 10 assts) vs. Old Dominion (3/24/08)
- **Triple-Double:** Ralph Sampson (15 pts, 22 rebs, 10 blks) vs. Old Dominion (12/29/79)
- **Four Double-Doubles in a row:** Travis Watson (29 pts, 12 rebs) at NC State (2/6/02), (20 pts, 10 rebs) vs. Clemson (2/10/02), (17 pts, 10 rebs) vs. UNC (2/12/02), (13 pts, 12 rebs) at Wake (2/17/02)
- **20 points and 20 rebounds:** Travis Watson (21 pts, 20 rebs) vs. Wake Forest (1/2/03)
- **10 assists:** Sean Singletary (10) vs. Old Dominion (3/24/08)
- **5 Blocked Shots:** Assane Sene (5) vs. Hampton (12/23/09)
- **5 Steals:** Sammy Zeglinski (5) vs. Florida State (1/24/09)
- **Led UVA in Points, Rebounds and Assists:** Sylvan Landesberg (22 pts, 6 rebs, 5 assts) vs. Georgia Tech (1/13/10)
- **Hit a last second shot to win a game:** Sean Singletary vs. Duke (2/1/07) [jumper with one second in OT]; J.R. Reynolds vs. Loyola Marymount (12/23/04) [layup with 1.5 seconds in regulation]
- **Played every minute:** Sylvan Landesberg (45) vs. Clemson (2/15/09)
- **Played 40 or more minutes:** Sammy Zeglinski (40) and Mike Scott (40) vs. Virginia Tech (1/28/10)

VIRGINIA TEAM

- **Won in Overtime:** vs. Clemson, 85-81 (2/15/09)
- **Lost in Overtime:** vs. Wake Forest, 61-64 (2/6/10)
- **Played Two Overtimes:** vs. Maryland, L 89-92 (2/19/05)
- **Played Three Overtimes:** vs. Georgetown, L 111-115 (3/15/00)
- **Shot 70 percent for a Half:** 72.2% (13-18) vs. Wake Forest 2nd Half (2/24/96)
- **Shot 60 percent in a Game:** 60.0% (30-50) vs. Longwood (11/13/09)
- **Shot less than 30 percent in a Game:** 27.9% (17-61) vs. North Carolina (3/10/06)
- **Shot 90 percent from the free throw line:** 90.9% (20-22) at Maryland (2/15/10)
- **Shot 50 percent from 3-point line:** 58.3% (7-12) vs. UT-Pan American (1/5/10)
- **Shot less than 30 percent in a half:** 21.4% (6-28) in 2nd Half vs. Wake Forest (2/6/10)
- **Shot less than 20 percent in a half:** 13.6% (3-22) in 1st Half vs. Florida State (1/24/09)
- **Shot 55 percent or better and lost:** 56.9% (29-51) vs. Duke (3/14/03)
- **Attempted 50 FTs:** 52 (made 34) vs. Howard (12/12/94)
- **Made 30 FTs:** 31 (36 att.) vs. Tennessee (3/18/07)
- **Made 10 3-pt FGs:** 10 at Miami (2/23/10)
- **Failed to make a 3-pt FG:** at Georgia Tech (12/4/05)
- **Had 50 rebounds:** 50 vs. North Carolina (1/15/09)
- **Had 25 assists:** 27 vs. Howard (11/21/01)
- **Had 15 steals:** 16 vs. NC State (2/24/08)
- **Had 10 blocks:** 10 at Virginia Tech (1/10/09)
- **Scored 50 pts in a half:** 50 vs. Liberty, 2nd half (11/25/08)
- **Scored 60 pts in a half:** 60 vs. Gonzaga, 1st half (1/3/07)
- **Scored 70 pts in a half:** 70 vs. Coastal Carolina, 2nd half (11/20/00)
- **Scored 100 pts (ACC):** 103 vs. Maryland (1/16/07)
- **Scored 100 pts (non-conf):** 107 vs. VMI (11/16/08)
- **Scored under 20 pts in 1st half:** 15 at Wake (1/23/10)
- **Scored under 20 pts in 2nd half:** 19 vs. Duke (3/12/10)
- **Scored under 50 pts in a game:** 46 vs. Duke (3/12/10)

OPPONENT INDIVIDUALS

- **Scored 30 points:** Greivis Vasquez (30), Maryland (2/15/10)
- **Scored 35 points:** J.J. Redick (40), Duke (1/28/06)
- **Scored 40 points:** J.J. Redick (40), Duke (1/28/06)
- **Scored 50 points:** Len Chappell (50), Wake (2/12/62)
- **Two players with 20 points:** Kyle Singler (21) and Jon Scheyer (20), Duke (2/28/10)
- **Three players with 20 points:** Seth Curry (26), Kyle Ohman (26), Anthony Smith (21), Liberty (11/25/08)
- **Two players with 30 points:** Trevor Powell (31) and Tony Smith (31), Marquette (2/3/90)
- **Five players scored in double figures:** Zachery Peacock (19), Iman Shumpert (15), Derrick Favors (12), Gani Lawal (12), Mfon Udofia (10), Georgia Tech (1/13/10)
- **Six players scored in double figures:** Chris Paul (21), Justin Gray (17), Eric Williams (15), Jamaal Levy (12), Taron Downey (11) and Vytas Danelius (10), Wake Forest (1/2/05)
- **Seven players scored in double figures:** Stanley Burrell (15), Drew Lavender (13), C.J. Anderson (12), B.J. Raymond (12), Josh Duncan (11), Charles Bronson (11), and Jason Love (10), at Xavier (1/3/08)
- **Double-Double:** Kyle Singler (18 pts, 11 rebs), vs. Duke (3/12/10)
- **Double-Double with points and assists:** Eric Hayes (10 pts, 11 assts), at Maryland (1/20/09)

- **Two players had a double-double:** Donte Green (20 pts, 10 rebs) and Paul Harris (10 pts, 14 rebs), Syracuse (12/5/07)
- **Had 15 rebounds:** Trevor Booker (15), at Clemson (3/3/09)
- **Had 20 rebounds:** Tim Duncan (23), Wake (2/22/97)
- **Had 10 assists:** Eric Hayes (11), at Maryland (1/20/09)
- **5 Blocked Shots:** Michael Freeman (5), Hampton (12/23/08)
- **5 Steals:** Jon Scheyer (5), Duke (2/28/10)
- **Hit a last second shot to win a game:** Deron Washington of Virginia Tech (1/16/08) [0.0 seconds in overtime]

OPPONENT TEAM

- **Shot less than 30 percent in a Game:** 27.1% (13-48) NJIT (12/21/09)
- **Shot less than 30 percent in a Game (ACC):** 29.0% (20-69), Wake Forest (2/24/96)
- **Shot 60 percent in a Game:** 63.8% (37-58), at Xavier (1/3/08)
- **Shot 55 percent or better and lost:** 55.3% (26-47), Cleveland State (11/25/09)
- **Scored 100 pts:** 108, at Xavier (1/3/08)
- **Scored 60 pts in a half:** 60, at Miami, 2nd half (3/1/08)
- **Scored under 20 pts in 1st half:** 19, NJIT (12/21/09)
- **Scored under 20 pts in 2nd half:** 19, NC State (2/3/10)
- **Scored under 50 pts in a game:** 47, NC State (2/3/10)
- **Had 25 assists:** 27, at Xavier (1/3/08)
- **Had 15 steals:** 15, VMI (11/16/08)
- **Had 10 blocks:** 10 vs. North Carolina (1/15/09)
- **Failed to make a 3-pt FG:** vs. Arizona State (11/27/99)

JOHN PAUL JONES ARENA RECORDS

VIRGINIA PLAYERS

Points: 40, J.R. Reynolds vs. Wake Forest, 1/21/07
Most 1st Half Points: 23, Sean Singletary vs. Virginia Tech, 1/16/08
Most 2nd Half Points: 26, Sylvan Landesberg vs. Boston College, 2/4/09
Rebounds: 18, Mike Scott vs. VMI, 11/16/08
Field Goals: 13, Sylvan Landesberg vs. Boston College, 2/4/09
Field Goal Attempts: 23, Sylvan Landesberg vs. Boston College, 2/4/09
Field Goal Pct.: 1.000 (6-6), Sammy Zeglinski vs. Clemson, 2/15/09
3-Point Field Goals: 7, Sean Singletary vs. Gonzaga, 1/3/07
3-Point FG Attempts: 12, Sean Singletary vs. Gonzaga, 1/3/07
 12, Sean Singletary vs. Georgia Tech, 2/24/07
3-Point FG Pct.: 1.000 (3-3), Sammy Zeglinski vs. Clemson, 2/15/09
Free Throws Made: 14, Sean Singletary vs. Hampton, 12/16/06
 14, Sylvan Landesberg vs. Florida State, 1/24/09
Free Throw Attempts: 16, Sean Singletary vs. Hampton, 12/16/06
FT Pct.: 1.000 (14-14), Sylvan Landesberg vs. Florida State, 1/24/09
Assists: 10, three times by Sean Singletary last vs. Old Dominion, 3/24/08
Steals: 7, Sean Singletary vs. NC State, 2/24/08
Blocks: 5, Assane Sene vs. Hampton, 12/23/09

VIRGINIA TEAM

Most Points: 108 vs. Gonzaga, 1/3/07
Fewest Points: 49 vs. Duke, 2/28/10
Most 1st Half: 60 vs. Gonzaga, 1/3/07
Fewest 1st Half: 16, vs. Florida State, 1/24/09
Most 2nd Half: 57 vs. Arizona, 11/12/06
Fewest 2nd Half: 21 vs. Wake Forest, 2/6/10
Rebounds: 54 vs. UMEs, 11/26/06
Field Goals: 43 vs. VMI, 11/16/08
Field Goal Attps.: 82 vs. UNC, 1/15/09
Field Goal Pct.: .600 (30-50) vs. Longwood, 11/13/09
3-Pt. FG: 18 vs. Gonzaga, 1/3/07
3-Pt. FG Attempts: 36 vs. Georgia Tech, 1/27/08
3-Point FG Pct.: .625 (10-16) vs. Virginia Tech, 3/1/07
Free Throws: 39 vs. Maryland, 1/16/07
FT Attempted: 49 vs. Maryland, 1/16/07
Free Throw Pct.: 1.000 (8-8) vs. Wake Forest, 2/28/09
Assists: 24 vs. Howard, 11/14/07
 24 vs. VMI, 11/16/08
Steals: 16 vs. NC State, 2/24/08
Blocks: 12 vs. Longwood, 2/13/07
Most Turnovers: 21 vs. Longwood, 12/7/07
 21 vs. Hampton, 12/19/07
Fewest Turnovers: 6 vs. Boston Coll., 1/19/08

OPPONENT PLAYERS

Points: 32, K.C. Rivers Clemson, 2/7/08
 32, Talor Battle Penn State, 11/30/09
Most 1st Half Points: 17, four times Last by Elijah Millsap UAB, 12/30/09
Most 2nd Half Points: 28, Talor Battle Penn State, 11/30/09
Rebounds: 16, Al Thornton Florida State, 2/17/07
Field Goals: 13, Elijah Millsap UAB, 12/30/09
Field Goal Attempts: 24, Malcolm Delaney Virginia Tech, 1/28/10
Field Goal Pct.: .875 (7-8), Ahmed Grant UNC Wilmington, (1/18/10)
3-Point Field Goals: 8, K.C. Rivers Clemson, 2/7/08
3-Pt. FG Attempts: 12, Jeremy Crouch Bradley, 3/26/08
3-Pt. FG Pct.: 1.000 (3-3), Ty Lawson North Carolina, 1/15/09
 1.000 (3-3), Dorenzo Hudson Virginia Tech, 1/28/10
Free Throws Made: 15, Tyler Hansbrough North Carolina, 1/15/09
 17, Tyler Hansbrough North Carolina, 1/15/09
FT Attempted: 1.000 (8-8), Tyrese Rice Boston College, 2/4/09
 1.000 (8-8), Sean Mosley Maryland, 3/6/10
FT Pct.: 11, Cliff Hammonds Clemson, 2/7/08
Assists: 5, Jon Scheyer Duke, 2/28/10
 6, Eric Hall Radford, 11/21/08
Steals:
Blocks:

OPPONENT TEAM

Most Points: 97, VMI, 11/16/08
Fewest Points: 37, NJIT, 12/21/09
Most 1st Half: 50, North Carolina, 1/15/09
Fewest 1st Half: 18, NC State, 2/24/08
Most 2nd Half: 61, Gonzaga, 1/3/07
Fewest 2nd Half: 18, NJIT, 12/21/09
Rebounds: 47, Virginia Tech, 1/16/08
 North Carolina, 1/15/09
Field Goals: 37, VMI, 11/16/08
Field Goal Attps.: 79, VMI, 11/16/08
Field Goal Pct.: .566 (30-53) Liberty, 11/25/08
3-Pt. FG: 16, Clemson, 2/7/08
3-Pt. FG Attempts: 39, Hartford, 12/30/07
3-Point FG Pct.: .615 (16-26) Clemson, (2/7/08)
Free Throws: 26, Boston College, 2/4/09
FT Attempted: 31, Boston College, 2/4/09
Free Throw Pct.: .944 (17-18) American, 12/28/06
Assists: 22, Clemson, 2/7/08
Steals: 15, VMI, 11/16/08
Blocks: 10, Radford, 11/21/08
 North Carolina, 1/15/09
Most Turnovers: 25, NC State, 2/24/08
Fewest Turnovers: 6, Miami, 2/3/07

RECORD AT JPJA

2006-07 to present 71 games..... 49-22

LONGEST WIN STREAK


12 games
 from 1/16/07 vs. Maryland through 11/27/07 vs. Northwestern

LONGEST LOSING STREAK

4 games
 from 2/6/10 vs. Wake Forest through 3/6/10 vs. Maryland (present)

MISCELLANEOUS

Biggest Comeback: 19 points vs. Arizona, 11/12/06
Biggest Lead Given up in a Loss: 14 points vs. Bradley, 3/26/08
Largest Lead: 45 points vs. Northwestern, 11/27/07
Biggest Deficit: 38 points vs. Clemson, 2/7/08
Largest Margin of Victory: 42 points, vs. Northwestern, 11/27/07
Largest Margin of Defeat: 31 points, vs. Clemson, 2/7/08
Overtime Games (Record): 6 (2-4)
 Last: 61-64 loss vs. Wake Forest, 2/6/10



JONTELEEVANS

#1

Freshman • Guard • 5-11 • 185 • Hampton, Va. • Bethel

2009-10 SEASON:

- His +7 steals-to-turnover comparison (34 steals, 27 TOs) led the ACC
- Made collegiate debut vs. Longwood and had four points
- Had two assists vs. Rider
- Had four points, five assists and three steals at Auburn
- Had seven points, five rebounds and three assists vs. NJIT
- Had four points and three assists vs. Hampton
- Had nine points (career high), three assists and two steals vs. #24 UAB
- Had five points, three assists and two steals vs. UTPA
- Had three assists vs. #20 Georgia Tech
- Made first career start vs. #23 Miami at JPJA and had four points, seven rebounds (career high) and four assists
- Had four points, three assists and three steals vs. UNC Wilmington
- Had four points and a career-high six assists at North Carolina in a career-high 31 minutes
- Had an ACC career-high six points at Maryland
- Had five points and three steals vs. #5 Duke
- Had four assists vs. Boston College in the ACC Tournament

SINGLE GAME BESTS

POINTS

Season: 9 vs. UAB (12/30/09)
 Career: 9 vs. UAB (12/30/09)
 ACC: 6 at Maryland (2/15/10)

REBOUNDS

Season: 7 vs. Miami (1/16/10)
 Career: 7 vs. Miami (1/16/10)
 ACC: 7 vs. Miami (1/16/10)

FG MADE

Season: 3 on three occasions
 Career: 3 on three occasions
 ACC: 3 at Maryland (2/15/10)

FG ATTEMPTS

Season: 6 vs. WF (2/6/10), at Md. (2/15/10)
 Career: 6 vs. WF (2/6/10), at Md. (2/15/10)
 ACC: 6 vs. WF (2/6/10), at Md. (2/15/10)

3 PT FG MADE

Season: 1 vs. UAB (12/30/09), vs. UTPA (1/5/10)
 Career: 1 vs. UAB (12/30/09), vs. UTPA (1/5/10)
 ACC: --

3 PT FG ATTEMPTS

Season: 2 on three occasions
 Career: 2 on three occasions
 ACC: 2 vs. GT (1/13/10), at Wake (1/23/10)

FT MADE

Season: 3 vs. Duke (2/28/10)
 Career: 3 vs. Duke (2/28/10)
 ACC: 3 vs. Duke (2/28/10)

FT ATTEMPTS

Season: 4 vs. Duke (2/28/10)
 Career: 4 vs. Duke (2/28/10)
 ACC: 4 vs. Duke (2/28/10)

ASSISTS

Season: 6 at North Carolina (1/31/10)
 Career: 6 at North Carolina (1/31/10)
 ACC: 6 at North Carolina (1/31/10)

TURNOVERS

Season: 4 at USF (11/16/09), at UNC (1/31/10)
 Career: 4 at USF (11/16/09), at UNC (1/31/10)
 ACC: 4 at North Carolina (1/31/10)

BLOCKS

Season: 1 vs. Duke (2/28/10)
 Career: 1 vs. Duke (2/28/10)
 ACC: 1 vs. Duke (2/28/10)

STEALS

Season: 3 on four occasions
 Career: 3 on four occasions
 ACC: 3 at Clemson (2/20/10), vs. Duke (2/28/10)

MINUTES


Season: 31 at North Carolina (1/31/10)
 Career: 31 at North Carolina (1/31/10)
 ACC: 31 at North Carolina (1/31/10)

2009-10 GAME-BY-GAME:

Opponent	GP-GS	FG-FGA	3FG-3FGA	FT-FTA	O -Def	Total	A	TO	Bk	Stl	PF	Min	Pts
Longwood	1-0	2-2	0-0	0-0	0-2	2	1	3	0	1	3	20	4
at USF	2-0	1-1	0-0	0-0	0-0	0	0	4	0	1	1	13	2
Rider	3-0	0-0	0-0	0-0	0-1	1	2	1	0	0	0	11	0
Oral Roberts	4-0	0-0	0-0	0-0	0-0	0	0	0	0	0	0	1	0
vs. Stanford	5-0	0-1	0-1	0-0	0-0	0	0	0	0	0	0	6	0
vs. Cleveland St	6-0	0-0	0-0	0-0	0-0	0	0	0	0	0	0	0+	0
Penn State	7-0	0-0	0-0	0-0	0-0	0	0	0	0	0	4	1	0
at Auburn	8-0	2-5	0-0	0-0	0-2	2	5	0	0	3	3	18	4
NJIT	9-0	3-4	0-0	1-2	0-5	5	3	0	0	2	1	23	7
Hampton	10-0	2-2	0-0	0-0	0-3	3	3	3	0	0	1	17	4
UAB	11-0	3-4	1-1	2-2	0-0	0	3	0	0	2	2	21	9
UTPA	12-0	2-3	1-2	0-0	0-1	1	3	1	0	2	1	21	5
at NC State	13-0	1-3	0-1	0-0	0-1	1	2	1	0	2	2	10	2
Georgia Tech	14-0	0-4	0-2	0-0	0-0	0	3	0	0	0	0	12	0
Miami	15-1	2-5	0-0	0-0	0-0	7	4	0	0	1	2	24	4
UNCW	16-2	2-4	0-1	0-0	0-2	2	3	0	0	3	1	30	4
at Wake	17-3	2-4	0-2	0-0	0-1	1	2	0	0	2	5	28	4
Virginia Tech	18-4	0-3	0-0	0-0	0-1	1	1	2	0	1	4	16	0
at UNC	19-5	2-4	0-1	0-0	0-2	2	6	4	0	0	2	31	4
NC State	20-6	0-0	0-0	0-2	0-0	0	0	0	0	0	2	8	0
Wake	21-7	1-6	0-0	1-2	1-0	1	1	2	0	2	4	25	3
at Va Tech	22-8	0-3	0-0	1-2	0-1	1	3	1	0	0	2	16	1
at Maryland	23-9	3-6	0-0	0-0	0-1	1	1	0	0	2	1	14	6
Florida State	24-9	0-2	0-1	0-0	0-0	0	0	0	0	1	2	8	0
at Clemson	25-10	1-4	0-0	1-2	1-0	1	0	1	0	3	2	26	3
at Miami	26-10	0-1	0-0	0-0	2-0	2	0	0	0	1	1	3	0
Duke	27-10	1-3	0-0	3-4	0-1	1	1	1	1	3	2	24	5
at Boston Coll	28-11	0-2	0-0	0-0	1-3	4	1	0	0	1	3	20	0
Maryland	29-11	1-3	0-0	0-0	0-0	0	5	3	0	0	0	22	2
vs. BC [ACC]	30-11	0-3	0-0	0-0	1-2	3	4	0	0	0	2	23	0
vs. Duke [ACC]	31-11	0-2	0-0	0-0	0-4	4	2	2	0	1	2	20	0

CAREER STATISTICS

Year	G-GS	Min-Avg.	FG-FGA	Pct.	3FG-3FGA	Pct.	FT-FTA	Pct.	O -Def.	Reb-Avg.	PF-DQ	Ast	TO	Bk	Stl	Pts-Avg
2009-10	31-11	512-16.5	31-84	.369	2-12	.167	9-16	.563	6-40	46-1.5	55-1	60	27	1	34	73-2.4
ACC	16-10	287-17.9	14-53	.264	0-7	.000	6-12	.500	5-18	23-1.4	34-1	31	13	1	19	34-2.1
2009-10	31-11	512-16.5	31-84	.369	2-12	.167	9-16	.563	6-40	46-1.5	55-1	60	27	1	34	73-2.4
ACC	16-10	287-17.9	14-53	.264	0-7	.000	6-12	.500	5-18	23-1.4	34-1	31	13	1	19	34-2.1



MUSTAPHA FARRAKHAN

#2

Junior • Guard • 6-4 • 175 • Harvey, Ill. • Thornton Township

2009-10 SEASON:

- Tied a career high with 17 points, set a career high with five rebounds and had four assists vs. Longwood
- Had eight points vs. Rider
- Had 13 points and four assists vs. Oral Roberts
- Had 11 points in 33 minutes vs. Cleveland State in Cancun
- Had 10 points and two assists vs. Hampton
- Had 10 points, two assists and tied a career high with two blocks vs. #24 UAB
- Had 15 points, four assists and a career-high three steals vs. #20 Georgia Tech
- Had 13 points (4-5 FG) vs. #23 Miami at JPJA
- Had 10 points and three rebounds at Wake Forest
- Had 11 points and three rebounds vs. NC State at JPJA
- Had eight points and four assists at Boston College
- Had eight points and a career-high five assists vs. #22 Maryland at JPJA in the first ACC start of his career
- Had 10 points and four assists vs. Boston College in the ACC Tournament
- Had nine points, four assists and tied a career high with five rebounds vs. Duke in the ACC Tournament in a career-high 35 minutes

SINGLE GAME BESTS

POINTS

Season: 17 vs. Longwood (11/13/09)
 Career: 17 at VT (1/10/09), vs. Longwood (11/13/09)
 ACC: 17 at Virginia Tech (1/10/09)

REBOUNDS

Season: 5 vs. Longwood (11/13/09), vs. Duke (3/12/10)
 Career: 5 vs. Longwood (11/13/09), vs. Duke (3/12/10)
 ACC: 4 at Maryland (1/30/08)

FG MADE

Season: 5 vs. Longwood (11/13/09)
 Career: 5 at VT (1/10/09), vs. Longwood (11/13/09)
 ACC: 5 at Virginia Tech (1/10/09)

FG ATTEMPTS

Season: 11 at WF (1/23/10), vs. Duke (2/28/10)
 Career: 15 vs. North Carolina (1/15/09)
 ACC: 15 vs. North Carolina (1/15/09)

3 PT FG MADE

Season: 3 vs. Cleveland State (11/25/09)
 Career: 4 at Virginia Tech (1/10/09)
 ACC: 4 at Virginia Tech (1/10/09)

3 PT FG ATTEMPTS

Season: 5 on three occasions
 Career: 7 vs. North Carolina (1/15/09)
 ACC: 7 vs. North Carolina (1/15/09)

FT MADE

Season: 6 vs. Longwood (11/13/09), vs. GT (1/13/10)
 Career: 6 vs. Longwood (11/13/09), vs. GT (1/13/10)
 ACC: 6 vs. Georgia Tech (1/13/10)

FT ATTEMPTS

Season: 6 on three occasions
 Career: 6 on three occasions
 ACC: 6 vs. GT (1/13/10), vs. Miami (1/16/10)

ASSISTS

Season: 5 vs. Maryland (3/6/10)
 Career: 5 vs. Maryland (3/6/10)
 ACC: 5 vs. Maryland (3/6/10)

TURNOVERS

Season: 4 vs. Cleveland St (11/25/09), vs. Duke (3/12/10)
 Career: 4 on three occasions
 ACC: 3 vs. Duke (2/28/10), vs. Maryland (3/6/10)

BLOCKS

Season: 2 vs. UAB (12/30/09), vs. VT (1/28/10)
 Career: 2 on three occasions
 ACC: 2 vs. UNC (1/15/09), vs. VT (1/28/10)

STEALS

Season: 3 vs. Georgia Tech (1/13/10)
 Career: 3 vs. Georgia Tech (1/13/10)
 ACC: 3 vs. Georgia Tech (1/13/10)

MINUTES


Season: 35 vs. Duke (3/12/10)
 Career: 35 vs. Duke (3/12/10)
 ACC: 31 vs. Maryland (3/6/10)

2009-10 GAME-BY-GAME:

Opponent	GP-GS	FG-FGA	3FG-3FGA	FT-FTA	O -Def	Total	A	TO	Blk	Stl	PF	Min	Pts
Longwood	1-1	5-8	1-4	6-6	0-5	5	4	3	0	1	2	31	17
at USF	2-2	1-9	0-2	1-1	0-1	1	2	1	0	0	1	29	3
Rider	3-3	2-6	2-5	2-2	0-1	1	2	1	0	1	1	22	8
Oral Roberts	4-4	4-8	2-3	3-4	1-1	2	4	2	0	1	0	32	13
vs. Stanford	5-4	0-2	0-2	3-4	1-0	1	1	3	0	1	2	11	3
vs. Cleveland St	6-5	4-7	3-5	0-0	0-1	1	2	4	1	0	1	33	11
Penn State	7-6	2-6	1-1	0-0	0-0	0	2	1	0	0	3	24	5
at Auburn	8-7	0-3	0-2	0-0	1-0	1	1	2	0	0	2	9	0
NJIT	9-7	0-5	0-1	0-0	0-2	2	2	0	0	0	0	16	0
Hampton	10-7	3-5	2-2	2-2	1-0	1	2	0	0	0	1	16	10
UAB	11-7	3-5	2-3	2-2	0-2	2	2	0	2	1	0	21	10
UTPA	12-7	0-2	0-0	0-0	0-2	2	1	0	0	0	2	16	0
at NC State	13-7	0-4	0-3	3-4	0-3	3	1	2	0	1	2	21	3
Georgia Tech	14-7	4-8	1-2	6-6	1-0	1	4	0	0	3	0	23	15
Miami	15-7	4-5	1-1	4-6	0-3	3	2	2	1	0	2	19	13
UNCW	16-7	0-4	0-1	3-4	1-1	2	0	2	0	1	0	12	3
at Wake	17-7	4-11	1-3	1-4	2-1	3	2	2	0	1	3	22	10
Virginia Tech	18-7	1-3	0-1	0-0	0-3	3	0	1	2	0	0	15	2
at UNC	19-7	0-3	0-3	0-0	0-1	1	1	1	0	0	2	9	0
NC State	20-7	4-6	2-3	1-1	1-2	3	1	1	0	0	0	21	11
Wake	21-7	3-7	1-4	0-0	1-0	1	2	1	0	0	0	28	7
at Va Tech	22-7	0-2	0-0	0-0	0-0	0	0	1	0	0	0	10	0
at Maryland	23-7	1-4	0-1	2-2	0-2	2	1	2	1	1	2	15	4
Florida State	24-7	1-3	1-2	1-2	0-0	0	1	0	0	0	0	14	4
at Clemson	25-7	0-3	0-3	0-0	0-0	0	2	2	0	0	1	11	0
at Miami	DNP												
Duke	26-7	3-11	1-3	0-0	2-0	2	0	3	0	0	1	27	7
at Boston Coll	27-7	3-6	1-1	1-3	0-1	1	4	0	0	0	1	29	8
Maryland	28-8	4-9	0-4	0-0	0-2	2	5	3	0	2	0	31	8
vs. BC [ACC]	29-9	3-9	0-4	4-5	0-1	1	4	0	0	1	0	29	10
vs. Duke [ACC]	30-10	3-9	1-5	2-2	0-5	5	4	4	0	0	2	35	9

CAREER STATISTICS

Year	G-GS	Min-Avg.	FG-FGA	Pct.	3FG-3FGA	Pct.	FT-FTA	Pct.	O -Def.	Reb-Avg.	PF-DQ	Ast	TO	Blk	Stl	Pts-Avg
2007-08	19-0	115-6.1	7-38	.184	2-16	.125	1-5	.200	4-11	15-0.8	9-0	5	12	0	2	17-0.9
ACC	6-0	43-7.2	1-13	.077	1-7	.143	1-3	.333	2-4	6-1.0	3-0	1	3	0	0	4-0.7
2008-09	23-2	239-10.4	33-95	.347	14-41	.341	18-20	.900	4-12	16-0.7	28-1	14	21	2	4	98-4.3
ACC	12-0	135-11.3	17-54	.315	8-26	.308	9-9	1.000	2-6	8-0.7	16-1	8	9	2	2	51-4.3
2009-10	30-10	631-21.0	62-173	.358	23-74	.311	47-60	.783	12-40	52-1.7	31-0	59	44	7	15	194-6.5
ACC	15-1	295-19.7	32-85	.376	9-34	.265	19-28	.679	7-18	25-1.7	14-0	26	21	4	8	92-6.1
CAREER	72-12	985-13.7	102-306	.333	39-131	.298	66-85	.776	20-63	83-1.2	68-1	78	77	9	21	309-4.3
ACC	33-1	473-14.3	50-152	.329	18-67	.269	29-40	.725	11-28	39-1.2	33-1	35	33	6	10	147-4.5



JEFF JONES

#23

Junior • Guard • 6-4 • 190 • Chester, Pa. • Monsignor Bonner

2009-10 SEASON:

- Had 10 points in season opener vs. Longwood
- Had seven points and five rebounds at USF
- Had 11 points vs. Rider
- Had a season-high 17 points (4-7 3FG) vs. Stanford in Cancun
- Had 16 points (6-8 FG, 4-4 3FG) at Auburn
- Had a team-high 11 points vs. NJIT
- Had eight points (3-3 FG, 2-2 3FG) at NC State
- Had nine points vs. #20 Georgia Tech
- Had nine points (3-3 3FG) vs. #23 Miami at JPJA
- Had 10 points and tied a career high with three steals at Wake Forest
- Had 12 points vs. Virginia Tech at JPJA
- Had 16 points at Maryland
- Had a game-high 13 points vs. Florida State
- Had 11 points at Miami
- Had 16 points and an ACC career-high four 3-pointers vs. #22 Maryland at JPJA
- Had 14 points vs. Boston College in the ACC Tournament
- Had a team-high 15 points vs. Duke in the ACC Tournament
- Shot 55.6 percent (5-9) from three-point range in the ACC Tournament and 43.5 percent (40-92) from three-point range for the season

2009-10 GAME-BY-GAME:

Opponent	GP-GS	FG-FGA	3FG-3FGA	FT-FTA	O -Def	Total	A	TO	Blk	Stl	PF	Min	Pts
Longwood	1-1	3-6	0-2	4-4	0-1	1	1	1	0	1	0	24	10
at USF	2-2	3-10	1-7	0-0	1-4	5	0	0	0	1	0	28	7
Rider	3-2	4-7	2-5	1-1	0-1	1	0	0	1	1	0	19	11
Oral Roberts	4-2	0-3	0-1	2-4	0-0	0	0	2	0	1	0	13	2
vs. Stanford	5-3	5-9	4-7	3-4	0-1	1	0	1	0	2	0	34	17
vs. Cleveland St	6-3	0-1	0-1	0-0	0-2	2	0	0	0	0	0	5	0
Penn State	7-3	1-5	1-1	0-0	0-0	0	0	1	0	0	1	16	3
at Auburn	8-3	6-8	4-4	0-0	0-2	2	0	0	0	1	0	29	16
NJIT	9-3	3-9	2-6	3-4	0-2	2	0	0	0	0	0	14	11
Hampton	10-3	3-6	2-3	0-0	1-0	1	1	0	1	0	1	18	8
UAB	11-3	0-2	0-0	0-0	0-0	0	0	1	0	0	0	6	0
UTPA	12-3	0-3	0-1	1-2	0-1	1	0	0	0	0	0	11	1
at NC State	13-3	3-3	2-2	0-0	0-1	1	0	0	0	1	0	18	8
Georgia Tech	14-3	2-5	1-2	4-4	0-2	2	1	0	0	1	1	15	9
Miami	15-3	3-4	3-3	0-0	0-0	0	0	0	0	0	0	14	9
UNCW	16-3	1-3	0-2	0-1	0-0	0	1	0	0	0	0	10	2
at Wake	17-3	4-10	2-6	0-0	2-1	3	0	0	0	3	1	25	10
Virginia Tech	18-3	3-9	1-5	5-8	0-2	2	2	1	0	0	1	28	12
at UNC	19-3	0-1	0-1	0-0	0-0	0	0	0	0	0	0	3	0
NC State	20-3	0-1	0-1	0-0	0-0	0	0	0	0	0	0	4	0
Wake	21-3	0-0	0-0	0-0	0-0	0	0	0	0	0	2	4	0
at Va Tech	22-3	1-2	0-0	0-0	0-0	0	1	0	0	0	1	12	2
at Maryland	23-3	5-11	1-4	5-5	1-1	2	1	0	0	0	0	27	16
Florida State	24-4	4-6	2-3	3-4	1-2	3	2	1	0	1	3	31	13
at Clemson	25-4	1-5	0-1	2-2	0-1	1	1	0	0	0	0	17	4
at Miami	26-4	4-8	3-7	0-0	0-3	3	0	1	0	0	0	23	11
Duke	27-5	0-3	0-1	0-0	0-0	0	0	1	0	0	2	20	0
at Boston Coll	28-5	0-2	0-1	0-0	0-1	1	0	0	0	0	0	11	0
Maryland	29-5	4-7	4-6	4-4	0-1	1	1	1	0	0	2	22	16
vs. BC [ACC]	30-6	3-7	3-5	5-7	0-2	2	1	0	0	0	1	33	14
vs. Duke [ACC]	31-7	5-10	2-4	3-3	0-2	2	0	1	0	2	2	33	15

SINGLE GAME BESTS

POINTS

Season: 17 vs. Stanford (11/24/09)
 Career: 26 vs. Bradley (3/26/08)
 ACC: 19 at North Carolina (2/7/09)

REBOUNDS

Season: 5 at USF (11/16/09)
 Career: 6 vs. Vermont (11/11/07)
 ACC: 5 at Duke (2/1/09), vs. BC (2/4/09)

FG MADE

Season: 6 at Auburn (12/7/09)
 Career: 9 vs. Bradley (3/26/08)
 ACC: 7 at North Carolina (2/7/09)

FG ATTEMPTS

Season: 11 at Maryland (2/15/10)
 Career: 14 vs. Bradley (3/26/08)
 ACC: 12 at UNC (2/7/09), vs. Miami (2/26/09)

3 PT FG MADE

Season: 4 on three occasions
 Career: 6 vs. Bradley (3/26/08)
 ACC: 4 vs. Maryland (3/6/10)

3 PT FG ATTEMPTS

Season: 7 on three occasions
 Career: 8 vs. Bradley (3/26/08), vs. Liberty (11/25/08)
 ACC: 7 at FSU (2/10/09), at Miami (2/23/10)

FT MADE

Season: 5 on three occasions
 Career: 5 on four occasions
 ACC: 5 on three occasions

FT ATTEMPTS

Season: 8 vs. Virginia Tech (1/28/10)
 Career: 8 vs. Virginia Tech (1/28/10)
 ACC: 8 vs. Virginia Tech (1/28/10)

ASSISTS

Season: 2 vs. VT (1/28/10), vs. FSU (2/17/10)
 Career: 5 at North Carolina (2/7/09)
 ACC: 5 at North Carolina (2/7/09)

TURNOVERS

Season: 2 vs. Oral Roberts (11/21/09)
 Career: 4 vs. Longwood (12/7/07), vs. Clem. (2/15/09)
 ACC: 4 vs. Clemson (2/15/09)

BLOCKS

Season: 1 vs. Rider (11/19/09), vs. Hampton (12/23/09)
 Career: 1 on nine occasions
 ACC: 1 on three occasions

STEALS


Season: 3 at Wake Forest (1/23/10)
 Career: 3 on three occasions
 ACC: 3 vs. BC (2/4/09), at Wake (1/23/10)

MINUTES

Season: 34 vs. Stanford (11/24/09)
 Career: 37 at North Carolina (2/7/09)
 ACC: 37 at North Carolina (2/7/09)

CAREER STATISTICS

Year	G-GS	Min-Avg.	FG-FGA	Pct.	3FG-3FGA	Pct.	FT-FTA	Pct.	O -Def.	Reb-Avg.	PF-DQ	Ast	TO	Blk	Stl	Pts-Avg
2007-08	33-25	494-15.0	55-151	.364	16-51	.314	33-47	.702	15-45	60-1.8	46-0	17	41	4	10	159-4.8
ACC	16-8	193-12.1	12-51	.235	2-14	.143	10-14	.714	6-14	20-1.3	20-0	8	16	1	5	36-2.3
2008-09	26-9	493-19.0	60-174	.345	27-93	.290	22-26	.846	7-42	49-1.9	30-0	24	15	3	13	169-6.5
ACC	15-9	311-20.7	42-112	.375	17-57	.298	17-20	.850	5-27	32-2.1	20-0	14	10	2	9	118-7.9
2009-10	31-7	567-18.3	71-166	.428	40-92	.435	45-57	.789	6-33	39-1.3	18-0	13	12	2	15	227-7.3
ACC	16-2	274-17.1	34-77	.442	19-43	.442	23-27	.852	4-15	19-1.2	13-0	9	5	0	6	110-6.9
CAREER	90-41	1554-17.3	186-491	.379	83-236	.352	100-130	.769	28-120	148-1.6	94-0	54	68	9	38	555-6.2
ACC	47-19	778-16.6	88-240	.367	38-114	.333	50-61	.820	15-56	71-1.5	53-0	31	31	3	20	264-5.6



SYLVAN LANDESBERG

#15

Sophomore • Guard • 6-6 • 207 • Flushing, N.Y. • Holy Cross

2009-10 SEASON:

- Did not play in the final regular season game and in the ACC Tournament for failure to live up to his academic obligations
- Second-Team All-ACC
- USBWA All-District III Team and NABC All-District 2 first team
- Two-time ACC Player of the Week (1/18, 2/1)
- One of 30 players on the Naismith Award Mid-Season Watch List
- Had a game-high 23 points vs. Longwood
- Had 20 points, five rebounds and five assists vs. Cleveland State in Cancun in 38 minutes
- Had 20 points at Auburn
- Had his first career double-double (14 pts, career-high 12 rebs) along with six assists vs. Hampton
- Had 19 points, six rebounds and four assists vs. #24 UAB
- Had 23 points at NC State
- Had 22 points (9-9 FTs), six rebounds and five assists vs. #20 Georgia Tech
- Had 19 points vs. UNC Wilmington, including the game-winning shot with 2.2 seconds left
- Had a season-high 29 points at North Carolina
- Had a career-high nine assists vs. NC State at JPJA
- Had 28 points vs. Wake Forest at JPJA
- Had 27 points, including a career-high six 3-pointers, at Miami (his 21st career 20-point game, ninth of the season)

2009-10 GAME-BY-GAME:

Opponent	GP-GS	FG-FGA	3FG-3FGA	FT-FTA	O -Def	Total	A	TO	Blk	Stl	PF	Min	Pts
Longwood	1-1	8-13	1-1	6-8	1-5	6	4	3	0	1	2	34	23
at USF	2-2	5-14	0-1	4-4	1-1	2	2	0	0	0	1	33	14
Rider	3-3	4-8	0-0	2-2	2-2	4	1	1	0	0	2	20	10
Oral Roberts	4-4	4-10	0-2	6-6	0-7	7	3	4	2	1	1	33	14
vs. Stanford	5-5	7-12	0-4	2-4	1-3	4	2	3	1	1	3	30	16
vs. Cleveland St	6-6	6-13	1-1	7-9	0-5	5	5	1	0	1	2	38	20
Penn State	7-7	6-13	2-2	4-8	3-2	5	2	1	1	0	5	33	18
at Auburn	8-8	8-20	0-1	4-5	0-3	3	1	2	0	0	1	35	20
NJIT	9-9	3-11	0-0	4-4	1-4	5	1	2	0	3	0	23	10
Hampton	10-10	5-13	1-2	3-3	7-5	12	6	1	0	1	0	28	14
UAB	11-11	6-16	0-0	7-10	2-4	6	4	2	1	0	3	34	19
UTPA	12-12	9-15	1-2	1-2	0-6	6	3	3	0	0	2	33	20
at NC State	13-13	7-14	1-1	8-8	1-4	5	0	2	1	1	3	32	23
Georgia Tech	14-14	6-17	1-3	9-9	2-4	6	5	3	1	0	3	34	22
Miami	15-15	8-14	0-1	2-2	2-0	2	3	4	0	1	2	31	18
UNCW	16-16	5-13	0-0	9-10	2-3	5	0	1	0	1	1	33	19
at Wake	17-17	6-13	1-2	5-6	1-3	4	0	3	0	2	5	25	18
Virginia Tech	18-18	8-16	2-5	0-2	2-2	4	5	6	0	1	4	37	18
at UNC	19-19	11-18	0-1	7-8	0-5	5	2	2	1	2	0	34	29
NC State	20-20	2-10	0-0	3-3	1-5	6	9	2	0	1	0	35	7
Wake	21-21	8-19	2-5	10-11	1-6	7	3	1	0	2	1	39	28
at Va Tech	22-22	7-19	1-7	2-3	3-3	6	2	2	0	0	4	30	17
at Maryland	23-23	5-13	1-2	1-2	2-2	4	2	2	0	1	3	30	12
Florida State	24-24	2-8	0-2	0-0	0-2	2	4	2	0	0	2	28	4
at Clemson	25-25	6-14	1-1	0-0	2-4	6	3	3	0	0	3	34	13
at Miami	26-26	8-14	6-8	5-6	0-4	4	2	2	0	1	1	36	27
Duke	DNP												
at Boston Coll	27-27	6-15	1-6	0-2	0-1	1	3	3	0	0	3	36	13
Maryland	DNP												
vs. BC [ACC]	DNP												
vs. Duke [ACC]	DNP												

SINGLE GAME BESTS

POINTS

Season: 29 at North Carolina (1/31/10)
 Career: 32 vs. Boston College (2/4/09)
 ACC: 32 vs. Boston College (2/4/09)

REBOUNDS

Season: 12 vs. Hampton (12/23/09)
 Career: 12 vs. Hampton (12/23/09)
 ACC: 11 at Maryland (1/20/09)

FG MADE

Season: 11 at North Carolina (1/31/10)
 Career: 13 vs. Boston College (2/4/09)
 ACC: 13 vs. Boston College (2/4/09)

FG ATTEMPTS

Season: 20 at Auburn (12/7/09)
 Career: 23 vs. Boston College (2/4/09)
 ACC: 23 vs. Boston College (2/4/09)

3 PT FG MADE

Season: 6 at Miami (2/23/10)
 Career: 6 at Miami (2/23/10)
 ACC: 6 at Miami (2/23/10)

3 PT FG ATTEMPTS

Season: 8 at Miami (2/23/10)
 Career: 8 at Miami (2/23/10)
 ACC: 8 at Miami (2/23/10)

FT MADE

Season: 10 vs. Wake Forest (2/6/10)
 Career: 14 vs. Florida State (1/24/09)
 ACC: 14 vs. Florida State (1/24/09)

FT ATTEMPTS

Season: 11 vs. Wake Forest (2/6/10)
 Career: 14 vs. Auburn (12/20/08), vs. FSU (1/24/09)
 ACC: 14 vs. Florida State (1/24/09)

ASSISTS

Season: 9 vs. NC State (2/3/10)
 Career: 9 vs. NC State (2/3/10)
 ACC: 9 vs. NC State (2/3/10)

TURNOVERS

Season: 6 vs. Virginia Tech (1/28/10)
 Career: 6 on four occasions
 ACC: 6 on three occasions

BLOCKS

Season: 2 vs. Oral Roberts (11/21/09)
 Career: 2 vs. Oral Roberts (11/21/09)
 ACC: 1 on four occasions

STEALS


Season: 3 vs. NJIT (12/21/09)
 Career: 3 on five occasions
 ACC: 3 vs. BC (2/4/09), vs. Clemson (2/15/09)

MINUTES

Season: 39 vs. Wake Forest (2/6/10)
 Career: 45 vs. Clemson (2/15/09)
 ACC: 45 vs. Clemson (2/15/09)

CAREER STATISTICS

Year	G-GS	Min-Avg.	FG-FGA	Pct.	3FG-3FGA	Pct.	FT-FTA	Pct.	O -Def.	Reb-Avg.	PF-DQ	Ast	TO	Blk	Stl	Pts-Avg
2008-09	28-27	957-34.2	150-344	.436	16-51	.314	148-186	.796	47-122	169-6.0	49-1	78	77	3	28	464-16.6
ACC	16-16	570-35.6	88-210	.419	10-32	.313	73-91	.802	26-72	98-6.1	28-0	49	50	1	16	259-16.2
2009-10	27-27	868-32.1	166-375	.443	23-60	.383	111-137	.810	37-95	132-4.9	57-2	77	61	8	21	466-17.3
ACC	14-14	461-32.9	90-204	.441	17-44	.386	52-62	.839	17-45	62-4.4	34-1	43	37	3	12	249-17.8
CAREER	55-54	1825-33.2	316-719	.439	39-111	.351	259-323	.802	84-217	301-5.5	106-3	155	138	11	49	930-16.9
ACC	30-30	1031-34.4	178-414	.430	27-76	.355	125-153	.817	43-117	160-5.3	62-1	92	87	4	28	508-16.9



JEROME MEYNSSE

#55

Senior • Forward/Center • 6-9 • 233 • Baton Rouge, La. • McKinley

2009-10 SEASON:

- Team Tri-Captain
- 2010 Skip Prosser Award recipient as the top men's basketball scholar-athlete in the ACC
- Named to the 2009-10 ACC All-Academic Team (third consecutive season)
- One of 36 ACC Student-Athletes to earn a Weaver-James-Corrigan scholarship
- Had four points and two assists vs. Rider in first start of the season
- Had four points and a season-high eight rebounds vs. Stanford in Cancun
- Had six points (3-3 FG) and three rebounds vs. #24 UAB
- Had eight points and six rebounds vs. #20 Georgia Tech
- Had six points and four rebounds vs. #23 Miami at JPJA in 22 minutes
- Had 14 points (3-6 FG, 8-9 FT) vs. UNC Wilmington
- Had nine points vs. Virginia Tech at JPJA, playing an ACC career-high 34 minutes
- Had seven points, five rebounds and a career-high three blocks at North Carolina
- Had 10 points vs. NC State at JPJA
- Had four points and four rebounds at Clemson
- Had 13 points and an ACC career-high seven rebounds at Miami, also established a career high with three assists and tied an ACC career high with 34 minutes played
- Had a career-high 21 points (6-8 FG, 9-11 FT) and tied an ACC career high with seven rebounds vs. #5 Duke
- Had 12 points (6-6 FG) and five rebounds at Boston College
- Had a team-high 17 points vs. #22 Maryland at JPJA
- Had 12 points vs. Boston College in the ACC Tournament

2009-10 GAME-BY-GAME:

Opponent	GP-GS	FG-FGA	3FG-3FGA	FT-FTA	O -Def	Total	A	TO	Blk	Stl	PF	Min	Pts
Longwood	1-0	2-2	0-0	1-2	1-1	2	0	0	0	0	0	20	5
at USF	2-0	0-1	0-0	4-6	2-2	4	0	0	0	1	3	27	4
Rider	3-1	1-3	0-0	2-3	1-1	2	2	1	2	0	3	22	4
Oral Roberts	4-2	1-3	0-0	0-1	1-5	6	0	0	0	0	3	22	2
vs. Stanford	5-3	1-2	0-0	2-2	2-6	8	0	0	1	1	1	16	4
vs. Cleveland St	6-4	1-2	0-0	0-0	1-1	2	0	0	0	0	3	11	2
Penn State	7-5	2-4	0-0	1-1	3-3	6	0	1	1	1	1	23	5
at Auburn	8-6	1-1	0-0	0-0	1-2	3	0	1	1	1	4	20	2
NJIT	9-6	1-3	0-0	2-2	3-2	5	1	0	1	2	1	10	4
Hampton	10-6	0-0	0-0	0-0	0-1	1	0	0	0	0	4	13	0
UAB	11-6	3-3	0-0	0-0	1-2	3	0	0	1	0	1	14	6
UTPA	12-6	1-1	0-0	0-0	0-1	1	0	1	1	0	1	5	2
at NC State	13-6	3-6	0-0	0-0	3-2	5	0	1	2	0	3	18	6
Georgia Tech	14-7	3-5	0-0	2-3	4-2	6	2	0	0	0	4	20	8
Miami	15-8	3-4	0-0	0-0	1-3	4	0	0	0	0	2	22	6
UNCW	16-9	3-6	0-0	8-9	2-1	3	0	1	0	1	3	27	14
at Wake	17-10	1-2	0-0	1-3	1-3	4	0	1	0	1	1	23	3
Virginia Tech	18-11	3-3	0-0	3-4	0-4	4	0	0	2	1	3	34	9
at UNC	19-12	3-4	0-0	1-1	2-3	5	0	1	3	0	4	22	7
NC State	20-13	4-6	0-0	2-2	2-2	4	0	2	0	0	5	23	10
Wake	21-14	1-2	0-0	1-2	2-1	3	0	0	1	0	1	24	3
at Va Tech	22-15	1-5	0-0	4-6	1-5	6	0	0	1	0	3	31	6
at Maryland	23-16	0-1	0-0	2-2	1-0	1	0	0	0	0	3	17	2
Florida State	24-17	0-2	0-0	2-4	1-4	5	0	0	0	0	3	22	2
at Clemson	25-17	1-2	0-0	2-3	2-2	4	0	0	0	1	2	16	4
at Miami	26-18	3-8	0-0	7-9	3-4	7	3	1	1	0	4	34	13
Duke	27-19	6-8	0-0	9-11	2-5	7	0	1	1	0	3	30	21
at Boston Coll	28-20	6-6	0-0	0-0	1-4	5	1	2	1	0	2	21	12
Maryland	29-21	7-8	0-0	3-4	0-3	3	0	0	0	0	4	33	17
vs. BC [ACC]	30-22	4-7	0-0	4-5	1-3	4	1	2	0	0	3	34	12
vs. Duke [ACC]	31-23	3-9	0-0	2-2	0-4	4	1	1	3	0	3	36	8

SINGLE GAME BESTS

POINTS

Season: 21 vs. Duke (2/28/10)
 Career: 21 vs. Duke (2/28/10)
 ACC: 21 vs. Duke (2/28/10)

REBOUNDS

Season: 8 vs. Stanford (11/24/09)
 Career: 9 vs. Hampton (12/19/07)
 ACC: 7 at Miami (2/23/10), vs. Duke (2/28/10)

FG MADE

Season: 7 vs. Maryland (3/6/10)
 Career: 7 vs. Maryland (3/6/10)
 ACC: 7 vs. Maryland (3/6/10)

FG ATTEMPTS

Season: 9 vs. Duke (3/12/10)
 Career: 9 vs. Duke (3/12/10)
 ACC: 8 on three occasions

3 PT FG MADE

Season: --
 Career: --
 ACC: --

3 PT FG ATTEMPTS

Season: --
 Career: --
 ACC: --

FT MADE

Season: 9 vs. Duke (2/28/10)
 Career: 9 vs. Duke (2/28/10)
 ACC: 9 vs. Duke (2/28/10)

FT ATTEMPTS

Season: 11 vs. Duke (2/28/10)
 Career: 11 vs. Duke (2/28/10)
 ACC: 11 vs. Duke (2/28/10)

ASSISTS

Season: 3 at Miami (2/23/10)
 Career: 3 at Miami (2/23/10)
 ACC: 3 at Miami (2/23/10)

TURNOVERS

Season: 2 on three occasions
 Career: 2 on eight occasions
 ACC: 2 vs. NC State (2/3/10), at BC (3/3/10)

BLOCKS

Season: 3 at UNC (1/31/10), vs. Duke (3/12/10)
 Career: 3 at UNC (1/31/10), vs. Duke (3/12/10)
 ACC: 3 at North Carolina (1/31/10)

STEALS


Season: 2 vs. NJIT (12/21/09)
 Career: 2 vs. PR-Mayaguez (12/21/06), vs. NJIT (12/21/09)
 ACC: 1 on five occasions

MINUTES

Season: 36 vs. Duke (3/12/10)
 Career: 36 vs. Duke (3/12/10)
 ACC: 34 vs. VT (1/28/10), at Miami (2/23/10)

CAREER STATISTICS

Year	G-GS	Min-Avg.	FG-FGA	Pct.	3FG-3FGA	Pct.	FT-FTA	Pct.	O -Def.	Reb-Avg.	PF-DQ	Ast	TO	Blk	Stl	Pts-Avg
2006-07	15-0	100-6.7	4-11	.364	0-0	.000	9-13	.692	3-17	20-1.3	15-0	1	4	2	2	17-1.1
ACC	4-0	8-2.0	0-1	.000	0-0	.000	0-0	.000	0-0	0-0.0	3-0	0	0	0	0	0-0.0
2007-08	26-0	188-7.2	23-33	.697	0-0	.000	4-12	.333	18-31	49-1.9	36-0	2	7	3	3	50-1.9
ACC	13-0	77-5.9	7-11	.636	0-0	.000	0-2	.000	5-12	17-1.3	21-0	0	0	0	1	14-1.1
2008-09	17-1	149-8.8	8-20	.400	0-0	.000	13-22	.591	13-14	27-1.6	17-0	1	8	7	1	29-1.7
ACC	7-0	58-8.3	2-6	.333	0-0	.000	4-6	.667	3-5	8-1.1	10-0	0	0	3	1	8-1.1
2009-10	31-23	690-22.3	69-119	.580	0-0	.000	65-87	.747	45-82	127-4.1	81-1	11	17	23	10	203-6.5
ACC	16-14	390-24.4	45-72	.625	0-0	.000	39-54	.722	26-47	73-4.6	47-1	6	9	12	3	129-8.1
CAREER	89-24	1127-12.7	104-183	.568	0-0	.000	91-134	.679	79-144	223-2.5	149-1	15	36	35	16	299-3.4
ACC	40-14	533-13.3	54-90	.600	0-0	.000	43-62	.694	34-64	98-2.5	81-1	6	9	15	5	151-3.8



MIKE SCOTT

#32

Junior • Forward • 6-8 • 239 • Chesapeake, Va. • Hargrave Military Academy

2009-10 SEASON:

- Had 12 points and 13 rebounds vs. Longwood
- Had 17 points (8-9 FG) and nine rebounds vs. Rider
- Had 15 points and 10 rebounds vs. Oral Roberts
- Had 17 points and 11 rebounds vs. Penn State
- Missed three games (Auburn, NJIT, Hampton) due to an ankle injury (first games of his career he has missed)
- Had 10 points and seven rebounds vs. #24 UAB in his first game in a month, returning from an ankle injury
- Had a season-high 22 points (10-15 FG) vs. UTPA
- Had 12 points and six rebounds vs. #20 Georgia Tech
- Had an ACC career-high 21 points, along with eight rebounds vs. Virginia Tech at JPJA
- Had 11 points, five rebounds and three assists at North Carolina
- Had 15 points and 10 rebounds (including his 500th career rebound) vs. NC State at JPJA
- Had 10 points and 10 rebounds vs. Wake at JPJA
- Had 20 points and an ACC career high 13 rebounds at Virginia Tech for his third consecutive double-double
- Had 16 points and six rebounds at Maryland
- Had 13 points and nine rebounds at Boston College
- Had 11 points and 13 rebounds vs. Boston College in the ACC Tournament
- Had 14 points and 11 rebounds vs. Duke in the ACC Tournament (8th double-double of the season)

2009-10 GAME-BY-GAME:

Opponent	GP-GS	FG-FGA	3FG-3FGA	FT-FTA	O -Def	Total	A	TO	Blk	Stl	PF	Min	Pts
Longwood	1-1	5-8	0-0	2-2	3-10	13	0	1	2	1	3	31	12
at USF	2-2	4-9	0-0	1-2	1-4	5	0	0	0	0	5	16	9
Rider	3-3	8-9	0-0	1-2	3-6	9	3	1	0	0	1	28	17
Oral Roberts	4-4	6-12	0-0	3-4	4-6	10	2	2	0	1	2	32	15
vs. Stanford	5-5	2-6	0-0	3-6	2-7	9	3	4	1	0	4	29	7
vs. Cleveland St	6-6	6-10	0-0	3-4	4-4	8	3	2	0	0	0	36	15
Penn State	7-7	8-14	0-0	1-2	1-10	11	1	1	0	0	3	34	17
at Auburn	DNP												
NJIT	DNP												
Hampton	DNP												
UAB	8-7	4-7	0-0	2-2	1-6	7	0	1	0	0	3	23	10
UTPA	9-8	10-15	0-0	2-3	2-5	7	1	2	1	1	3	29	22
at NC State	10-9	5-11	0-0	4-4	1-6	7	2	3	0	0	3	30	14
Georgia Tech	11-10	6-9	0-0	0-0	1-5	6	1	1	0	1	0	32	12
Miami	12-11	5-11	0-0	0-0	2-2	4	2	2	0	0	1	28	10
UNCW	13-12	6-10	0-0	0-0	1-2	3	2	4	0	2	2	25	12
at Wake	14-13	3-10	0-0	0-0	0-2	2	0	3	0	1	2	18	6
Virginia Tech	15-14	8-16	1-1	4-4	2-6	8	0	1	1	2	3	40	21
at UNC	16-15	4-8	1-1	2-2	2-3	5	3	0	1	2	1	27	11
NC State	17-16	6-9	0-0	3-4	5-5	10	1	1	0	0	3	23	15
Wake	18-17	5-15	0-0	0-1	5-5	10	2	3	0	1	2	29	10
at Va Tech	19-18	8-16	1-2	3-4	4-9	13	1	0	0	1	2	29	20
at Maryland	20-19	5-8	0-0	6-7	2-4	6	0	3	0	0	2	23	16
Florida State	21-20	4-10	0-0	2-2	2-4	6	1	1	0	0	1	33	10
at Clemson	22-21	7-14	0-0	0-0	3-1	4	0	1	1	1	1	25	14
at Miami	23-22	0-7	0-1	0-0	0-3	3	1	2	1	1	0	22	0
Duke	24-23	0-6	0-1	0-0	1-0	1	0	2	0	0	0	12	0
at Boston Coll	25-23	6-8	0-0	1-2	3-6	9	3	3	0	0	2	31	13
Maryland	26-24	1-3	0-0	0-0	0-1	1	1	1	0	1	3	15	2
vs. BC [ACC]	27-24	5-11	0-1	1-3	3-10	13	1	0	0	1	0	36	11
vs. Duke [ACC]	28-25	6-11	0-0	2-4	6-5	11	1	1	0	0	2	32	14

SINGLE GAME BESTS

POINTS

Season: 22 vs. UT-Pan American (1/5/10)
 Career: 26 vs. VMI (11/16/08)
 ACC: 21 vs. Virginia Tech (1/28/10)

REBOUNDS

Season: 13 on three occasions
 Career: 18 vs. VMI (11/16/08)
 ACC: 13 at Virginia Tech (2/13/10)

FG MADE

Season: 10 vs. UT-Pan American (1/5/10)
 Career: 11 vs. VMI (11/16/08)
 ACC: 8 on three occasions

FG ATTEMPTS

Season: 16 vs. VT (1/28/10), at VT (2/13/10)
 Career: 16 vs. VT (1/28/10), at VT (2/13/10)
 ACC: 16 vs. VT (1/28/10), at VT (2/13/10)

3 PT FG MADE

Season: 1 on three occasions
 Career: 2 vs. Georgia Tech (3/13/08)
 ACC: 2 vs. Georgia Tech (3/13/08)

3 PT FG ATTEMPTS

Season: 2 at Virginia Tech (2/13/10)
 Career: 2 on three occasions
 ACC: 2 on three occasions

FT MADE

Season: 6 at Maryland (2/15/10)
 Career: 10 at Maryland (1/20/09)
 ACC: 10 at Maryland (1/20/09)

FT ATTEMPTS

Season: 7 at Maryland (2/15/10)
 Career: 10 at Maryland (1/20/09)
 ACC: 10 at Maryland (1/20/09)

ASSISTS

Season: 3 on five occasions
 Career: 4 at Syracuse (1/12/08)
 ACC: 3 on three occasions

TURNOVERS

Season: 4 vs. Stanford (11/24/09), vs. UNCW (1/18/10)
 Career: 4 on five occasions
 ACC: 4 vs. Maryland (3/7/09)

BLOCKS

Season: 2 vs. Longwood (11/13/09)
 Career: 3 vs. Duke (3/5/08), vs. Richmond (3/18/08)
 ACC: 3 vs. Duke (3/5/08)

STEALS

Season: 2 on three occasions
 Career: 3 on four occasions
 ACC: 3 vs. FSU (1/24/09), vs. Clemson (2/15/09)

MINUTES

Season: 40 vs. Virginia Tech (1/28/10)
 Career: 40 vs. Clemson (2/15/09), vs. VT (1/28/10)
 ACC: 40 vs. Clemson (2/15/09), vs. VT (1/28/10)

CAREER STATISTICS

Year	G-GS	Min-Avg.	FG-FGA	Pct.	3FG-3FGA	Pct.	FT-FTA	Pct.	O -Def.	Reb-Avg.	PF-DQ	Ast	TO	Blk	Stl	Pts-Avg
2007-08	32-21	579-18.1	63-143	.441	4-10	.400	52-74	.703	67-101	168-5.3	69-1	15	25	12	20	182-5.7
ACC	16-14	310-19.4	30-77	.390	1-4	.250	20-33	.606	30-50	80-5.0	39-1	6	15	5	8	81-5.1
2008-09	28-19	774-27.6	111-204	.544	2-6	.333	63-85	.741	95-113	208-7.4	68-2	21	49	9	24	287-10.3
ACC	16-7	431-26.9	59-110	.536	2-2	1.000	39-52	.750	45-50	95-5.9	41-1	11	30	5	14	159-9.9
2009-10	28-25	768-27.4	143-283	.505	3-7	.429	46-64	.719	64-137	201-7.2	54-1	35	46	8	17	335-12.0
ACC	16-15	417-26.1	73-161	.453	3-6	.500	25-30	.833	33-62	95-5.9	26-0	18	27	4	11	174-10.9
CAREER	88-65	2121-24.1	317-630	.503	9-23	.391	161-223	.722	226-351	577-6.6	191-4	71	120	29	61	804-9.1
ACC	48-36	1158-24.1	162-348	.466	6-12	.500	84-115	.730	108-162	270-5.6	106-2	35	72	14	33	414-8.6



ASSANE SENE

#5

Sophomore • Center • 7-0 • 234 • Saint-Louis, Senegal • South Kent

2009-10 SEASON:

- Suspended for the first three games of the season (Longwood, at South Florida, Rider) for conduct detrimental to the team
- Made season debut vs. Oral Roberts and had a career-high eight points and seven rebounds
- Had two points, three rebounds and three blocks at Auburn
- Had four points and 11 rebounds vs. NJIT in his first start of the season
- Tied his career high with eight points, had eight rebounds and a career-high five blocks vs. Hampton
- Had two points and six rebounds vs. #20 Georgia Tech
- Had two points and four rebounds at Maryland
- Had two points and four rebounds at Miami
- Had two points, 10 rebounds and two blocks vs. #5 Duke

SINGLE GAME BESTS

POINTS

Season: 8 vs. ORU (11/21/09), vs. Hampton (12/23/09)
 Career: 8 vs. ORU (11/21/09), vs. Hampton (12/23/09)
 ACC: 6 at Virginia Tech (1/10/09)

REBOUNDS

Season: 11 vs. NJIT (12/21/09)
 Career: 13 vs. Boston College (2/4/09)
 ACC: 13 vs. Boston College (2/4/09)

FG MADE

Season: 3 vs. ORU (11/21/09), vs. Hampton (12/23/09)
 Career: 3 on five occasions
 ACC: 3 at Virginia Tech (1/10/09)

FG ATTEMPTS

Season: 6 vs. Hampton (12/23/09)
 Career: 8 vs. Xavier (1/3/09)
 ACC: 6 vs. Boston College (2/4/09)

3 PT FG MADE

Season: --
 Career: --
 ACC: --

3 PT FG ATTEMPTS

Season: --
 Career: --
 ACC: --

FT MADE

Season: 2 on five occasions
 Career: 2 on seven occasions
 ACC: 2 vs. GT (1/13/10), at Md. (2/15/10)

FT ATTEMPTS

Season: 4 vs. Oral Roberts (11/21/09)
 Career: 4 vs. Brown (1/6/09), vs. ORU (11/21/09)
 ACC: 3 at Duke (2/1/09)

ASSISTS

Season: 1 on four occasions
 Career: 2 vs. Auburn (12/30/08)
 ACC: 1 at Md (2/15/10), vs. Duke (2/28/10)

TURNOVERS

Season: 2 on three occasions
 Career: 2 on eight occasions
 ACC: 2 on five occasions

BLOCKS

Season: 5 vs. Hampton (12/23/09)
 Career: 5 vs. Hampton (12/23/09)
 ACC: 4 at Virginia Tech (1/10/09)

STEALS

Season: 1 on four occasions
 Career: 1 on four occasions
 ACC: 1 vs. Miami (1/16/10), at Clemson (2/20/10)

MINUTES

Season: 28 vs. NJIT (12/21/09)
 Career: 33 vs. Xavier (1/3/09)
 ACC: 28 vs. Boston College (2/4/09)

2009-10 GAME-BY-GAME:

Opponent	GP-GS	FG-FGA	3FG-3FGA	FT-FTA	O -Def	Total	A	TO	Blk	Stl	PF	Min	Pts
Longwood	DNP												
at USF	DNP												
Rider	DNP												
Oral Roberts	1-0	3-5	0-0	2-4	2-5	7	0	0	1	0	5	13	8
vs. Stanford	2-0	1-3	0-0	0-2	0-3	3	0	0	0	0	1	13	2
vs. Cleveland St	3-0	0-2	0-0	0-0	1-0	1	0	0	0	0	0	6	0
Penn State	DNP												
at Auburn	4-0	1-1	0-0	0-0	1-2	3	0	1	3	0	3	20	2
NJIT	5-1	1-5	0-0	2-3	4-7	11	1	0	2	1	2	28	4
Hampton	6-2	3-6	0-0	2-2	2-6	8	1	2	5	1	3	25	8
UAB	7-3	0-1	0-0	1-2	2-0	2	0	0	2	0	0	7	1
UTPA	8-3	0-2	0-0	0-0	1-4	5	0	0	1	0	1	10	0
at NC State	DNP												
Georgia Tech	9-3	0-1	0-0	2-2	4-2	6	0	0	0	0	1	15	2
Miami	10-3	0-1	0-0	0-0	2-0	2	0	1	0	1	1	10	0
UNCW	11-3	1-1	0-0	0-0	0-2	2	0	0	0	0	1	12	2
at Wake	12-3	0-1	0-0	0-0	1-2	3	0	0	0	0	3	12	0
Virginia Tech	DNP												
at UNC	13-3	0-1	0-0	0-1	0-2	2	0	0	0	0	1	7	0
NC State	14-3	0-2	0-0	0-0	1-1	2	0	0	1	0	2	9	0
Wake	15-3	0-0	0-0	0-0	0-1	1	0	1	0	0	3	11	0
at Va Tech	16-3	0-0	0-0	0-0	1-2	3	0	2	1	0	2	8	0
at Maryland	17-3	0-0	0-0	2-2	0-4	4	1	1	1	0	3	15	2
Florida State	18-3	1-1	0-0	0-0	0-2	2	0	0	0	0	3	7	2
at Clemson	19-4	0-2	0-0	0-0	0-3	3	0	0	0	1	3	17	0
at Miami	20-4	1-1	0-0	0-0	2-2	4	0	1	0	0	4	11	2
Duke	21-4	1-4	0-0	0-0	1-9	10	1	2	2	0	2	27	2
at Boston Coll	22-5	1-1	0-0	0-0	0-1	1	0	1	0	0	2	17	2
Maryland	23-5	0-0	0-0	0-0	1-2	3	0	0	0	0	2	10	0
vs. BC [ACC]	24-5	0-0	0-0	0-0	1-1	2	0	1	0	0	0	4	0
vs. Duke [ACC]	25-5	0-1	0-0	0-0	0-0	0	0	0	0	0	2	2	0

CAREER STATISTICS

Year	G-GS	Min-Avg.	FG-FGA	Pct.	3FG-3FGA	Pct.	FT-FTA	Pct.	O -Def.	Reb-Avg.	PF-DQ	Ast	TO	Blk	Stl	Pts-Avg
2008-09	22-16	381-17.3	25-65	.385	0-0	.000	6-21	.286	36-65	101-4.6	61-2	6	18	35	0	56-2.5
ACC	14-12	245-17.5	15-42	.357	0-0	.000	1-8	.125	24-36	60-4.3	35-1	0	12	20	0	31-2.2
2009-10	25-5	316-12.6	14-42	.333	0-0	.000	11-18	.611	27-63	90-3.6	50-1	4	13	19	4	39-1.6
ACC	14-2	176-12.6	4-15	.267	0-0	.000	4-5	.800	13-33	46-3.3	32-0	2	9	5	2	12-0.9
CAREER	47-21	697-14.8	39-107	.364	0-0	.000	17-39	.436	63-128	191-4.1	111-3	10	31	54	4	95-2.0
ACC	28-14	421-15.0	19-57	.333	0-0	.000	5-13	.385	37-69	106-3.8	67-1	2	21	25	2	43-1.5



WILL SHERRILL

#22

Junior • Forward • 6-9 • 217 • New York, N.Y. • Phillips Academy Andover

2009-10 SEASON:

- Named to the 2009-10 ACC All-Academic Team
- Made season debut at USF and had two points (2-2 FT) and one rebound
- Had two points and set a career high with six rebounds vs. Rider
- Had three points and three rebounds vs. Oral Roberts
- Set career highs with 18 points, seven FGs, four 3FGs, two assists and three steals, and tied a career high with six rebounds vs. Cleveland State in Cancun
- Made his first career start at Auburn and had three points and four rebounds
- Had eight points, four rebounds and two assists vs. NJIT
- Had nine points, four rebounds and two assists vs. Hampton
- Had four points and four rebounds vs. UTPA
- Had two points and four rebounds at NC State in first career ACC start
- Had five points along with four rebounds at Wake
- Had two points and four rebounds at North Carolina
- Had three points and an ACC career-high five rebounds vs. NC State at JPJA
- Had seven points vs. Wake Forest at JPJA
- Had three points and three rebounds at Virginia Tech
- Had an ACC career-high nine points vs. #22 Maryland at JPJA

SINGLE GAME BESTS

POINTS

Season: 18 vs. Cleveland State (11/25/09)
 Career: 18 vs. Cleveland State (11/25/09)
 ACC: 9 vs. Maryland (3/6/10)

REBOUNDS

Season: 6 vs. Rider (11/19/09), vs. Cleveland St (11/25/09)
 Career: 6 vs. Rider (11/19/09), vs. Cleveland St (11/25/09)
 ACC: 5 vs. NC State (2/3/10)

FG MADE

Season: 7 vs. Cleveland State (11/25/09)
 Career: 7 vs. Cleveland State (11/25/09)
 ACC: 4 vs. Maryland (3/6/10)

FG ATTEMPTS

Season: 9 vs. Cleveland St (11/25/09), at Wake (1/23/10)
 Career: 9 vs. Cleveland St (11/25/09), at Wake (1/23/10)
 ACC: 9 at Wake Forest (1/23/10)

3 PT FG MADE

Season: 4 vs. Cleveland State (11/25/09)
 Career: 4 vs. Cleveland State (11/25/09)
 ACC: 1 on five occasions

3 PT FG ATTEMPTS

Season: 5 vs. Cleveland St (11/25/09), at Wake (1/23/10)
 Career: 5 vs. Cleveland St (11/25/09), at Wake (1/23/10)
 ACC: 5 at Wake Forest (1/23/10)

FT MADE

Season: 2 at USF (11/16/09)
 Career: 2 at USF (11/16/09)
 ACC: 1 at Clemson (3/3/09)

FT ATTEMPTS

Season: 2 on four occasions
 Career: 2 on five occasions
 ACC: 2 at Clemson (3/3/09), vs. GT (1/13/10)

ASSISTS

Season: 2 on four occasions
 Career: 2 on four occasions
 ACC: 2 vs. Duke (2/28/10)

TURNOVERS

Season: 3 vs. Florida State (2/17/10)
 Career: 3 vs. Florida State (2/17/10)
 ACC: 3 vs. Florida State (2/17/10)

BLOCKS

Season: 1 on four occasions
 Career: 1 on four occasions
 ACC: 1 at NCSU (1/9/10), vs. FSU (2/17/10)

STEALS

Season: 3 vs. Cleveland State (11/25/09)
 Career: 3 vs. Cleveland State (11/25/09)
 ACC: 2 on three occasions

MINUTES

Season: 26 vs. Hampton (12/23/09)
 Career: 26 vs. Hampton (12/23/09)
 ACC: 25 vs. Wake Forest (2/6/10)

2009-10 GAME-BY-GAME:

Opponent	GP-GS	FG-FGA	3FG-3FGA	FT-FTA	O -Def	Total	A	TO	Blk	Stl	PF	Min	Pts
Longwood	DNP												
at USF	1-0	0-0	0-0	2-2	0-1	1	0	0	0	0	4	2	
Rider	2-0	1-4	0-0	0-0	2-4	6	1	2	0	1	16	2	
Oral Roberts	3-0	1-1	1-1	0-0	1-2	3	0	0	0	0	11	3	
vs. Stanford	4-0	0-2	0-1	0-0	1-0	1	0	0	1	1	9	0	
vs. Cleveland St	5-0	7-9	4-5	0-0	2-4	6	2	0	1	3	24	18	
Penn State	6-0	0-2	0-2	0-0	0-4	4	1	0	0	0	20	0	
at Auburn	7-1	1-6	0-4	1-2	2-2	4	1	1	0	0	3	25	3
NJIT	8-2	3-6	2-4	0-0	2-2	4	2	1	0	0	22	8	
Hampton	9-3	4-8	1-4	0-0	2-2	4	2	1	0	1	1	26	9
UAB	10-4	0-0	0-0	0-0	1-4	5	0	1	0	0	3	24	0
UTPA	11-5	1-1	1-1	1-2	4-0	4	1	1	0	0	3	18	4
at NC State	12-6	1-5	0-0	0-0	2-2	4	0	0	1	1	0	20	2
Georgia Tech	13-6	1-1	0-0	0-2	0-1	1	0	0	0	0	3	11	2
Miami	14-6	0-2	0-2	0-0	0-2	2	0	0	0	2	2	9	0
UNCW	15-6	1-1	1-1	0-0	0-0	0	0	0	0	1	0	14	3
at Wake	16-6	2-9	1-5	0-0	3-1	4	0	1	0	2	3	17	5
Virginia Tech	17-6	0-0	0-0	0-0	3-1	4	0	1	0	2	5	15	0
at UNC	18-6	1-2	0-1	0-0	1-3	4	1	0	0	0	3	17	2
NC State	19-6	1-2	1-2	0-0	2-3	5	0	1	0	1	4	23	3
Wake	20-6	3-7	1-3	0-0	2-1	3	0	1	0	0	4	25	7
at Va Tech	21-6	1-4	1-3	0-0	0-3	3	1	0	0	0	4	13	3
at Maryland	22-6	1-5	0-4	0-0	2-1	3	0	2	0	0	3	19	2
Florida State	23-6	0-2	0-2	0-0	2-1	3	0	3	1	0	0	13	0
at Clemson	24-6	0-2	0-2	0-0	0-1	1	0	2	0	1	0	9	0
at Miami	25-6	0-1	0-0	0-0	0-0	0	0	0	0	0	2	2	0
Duke	26-6	0-0	0-0	0-0	1-1	2	2	0	0	0	2	7	0
at Boston Coll	27-6	1-3	0-2	0-0	2-1	3	0	0	0	0	0	9	2
Maryland	28-6	4-5	1-2	0-0	1-1	2	1	1	0	0	1	23	9
vs. BC [ACC]	29-7	0-1	0-1	0-0	0-2	2	0	0	0	0	3	6	0
vs. Duke [ACC]	30-7	0-2	0-1	0-0	0-2	2	0	0	0	0	1	11	0

CAREER STATISTICS

Year	G-GS	Min-Avg.	FG-FGA	Pct.	3FG-3FGA	Pct.	FT-FTA	Pct.	O -Def.	Reb-Avg.	PF-DQ	Ast	TO	Blk	Stl	Pts-Avg
2007-08	7-0	12-1.7	3-3	1.000	1-1	1.000	0-0	.000	1-2	3-0.4	3-0	1	0	0	1	7-1.0
ACC	1-0	1-1.0	0-0	.000	0-0	.000	0-0	.000	0-0	0-0.0	0-0	0	0	0	0	0-0.0
2008-09	10-0	19-1.9	0-3	.000	0-1	.000	1-2	.500	2-1	3-0.3	2-0	1	2	0	0	1-0.1
ACC	5-0	5-1.0	0-1	.000	0-1	.000	1-2	.500	0-0	0-0.0	1-0	0	0	0	0	1-0.2
2009-10	30-7	46.2-15.4	35-93	.376	15-53	.283	4-8	.500	38-52	90-3.0	61-1	15	19	4	16	89-3.0
ACC	16-1	23.2-14.5	16-50	.320	5-28	.179	0-2	.000	21-23	44-2.8	36-1	5	12	2	9	37-2.3
CAREER	47-7	49.3-10.5	38-99	.384	16-55	.291	5-10	.500	41-55	96-2.0	66-1	17	21	4	17	97-2.1
ACC	22-1	23.8-10.8	16-51	.314	5-29	.172	1-4	.250	21-23	44-2.0	37-1	5	12	2	9	38-1.7



TRISTAN SPURLOCK

#24

Fr. • G/F • 6-8 • 217 • Woodbridge, Va. • Word of Life Christian Academy

2009-10 SEASON:

- Made collegiate debut vs. Longwood
- Scored first collegiate point at USF
- Had three points and two rebounds vs. Rider
- Had six points vs. NJIT
- Had five points and two rebounds vs. Hampton
- Had four points at Maryland
- Had five points vs. Florida State
- Had five points, two rebounds and two steals vs. #5 Duke

SINGLE GAME BESTS

POINTS

Season: 6 vs. NJIT (12/21/09)
 Career: 6 vs. NJIT (12/21/09)
 ACC: 5 vs. FSU (2/17/10), vs. Duke (2/28/10)

REBOUNDS

Season: 2 on three occasions
 Career: 2 on three occasions
 ACC: 2 vs. Duke (2/28/10)

FG MADE

Season: 3 vs. NJIT (12/21/09)
 Career: 3 vs. NJIT (12/21/09)
 ACC: 2 vs. FSU (2/17/10), vs. Duke (2/28/10)

FG ATTEMPTS

Season: 5 on three occasions
 Career: 5 on three occasions
 ACC: 5 vs. FSU (2/17/10)

3 PT FG MADE

Season: 1 vs. Rider (11/19/09), vs. Hampton (12/23/09)
 Career: 1 vs. Rider (11/19/09), vs. Hampton (12/23/09)
 ACC: --

3 PT FG ATTEMPTS

Season: 3 vs. Rider (11/19/09)
 Career: 3 vs. Rider (11/19/09)
 ACC: 2 vs. Florida State (2/17/10)

FT MADE

Season: 2 at Maryland (2/15/10)
 Career: 2 at Maryland (2/15/10)
 ACC: 2 at Maryland (2/15/10)

FT ATTEMPTS

Season: 2 at USF (11/16/09), at Md. (2/15/10)
 Career: 2 at USF (11/16/09), at Md. (2/15/10)
 ACC: 2 at Maryland (2/15/10)

ASSISTS

Season: 1 vs. Hampton (12/23/09)
 Career: 1 vs. Hampton (12/23/09)
 ACC: --

TURNOVERS

Season: 2 at USF (11/16/09)
 Career: 2 at USF (11/16/09)
 ACC: 1 on three occasions

BLOCKS

Season: 1 vs. Florida State (2/17/10)
 Career: 1 vs. Florida State (2/17/10)
 ACC: 1 vs. Florida State (2/17/10)

STEALS

Season: 2 vs. Duke (2/28/10)
 Career: 2 vs. Duke (2/28/10)
 ACC: 2 vs. Duke (2/28/10)

MINUTES

Season: 9 at USF (11/16/09), vs. Hampton (12/23/09)
 Career: 9 at USF (11/16/09), vs. Hampton (12/23/09)
 ACC: 7 at Clemson (2/20/10)

2009-10 GAME-BY-GAME:

Opponent	GP-GS	FG-FGA	3FG-3FGA	FT-FTA	O -Def	Total	A	TO	Blk	Stl	PF	Min	Pts
Longwood	1-0	0-1	0-0	0-0	0-0	0	0	0	0	0	1	3	0
at USF	2-0	0-0	0-0	1-2	1-0	1	0	2	0	0	0	9	1
Rider	3-0	1-4	1-3	0-0	0-2	2	0	0	0	0	2	8	3
Oral Roberts	4-0	1-1	0-0	0-0	0-0	0	0	0	0	0	0	1	2
vs. Stanford	DNP												
vs. Cleveland St	DNP												
Penn State	DNP												
at Auburn	DNP												
NJIT	5-0	3-5	0-2	0-0	0-1	1	0	0	0	1	0	5	6
Hampton	6-0	2-5	1-2	0-1	1-1	2	1	1	0	1	0	9	5
UAB	DNP												
UTPA	7-0	0-0	0-0	0-0	0-1	1	0	0	0	0	0	1	0
at NC State	DNP												
Georgia Tech	DNP												
Miami	8-0	0-0	0-0	0-0	0-0	0	0	0	0	0	1	1	0
UNCW	DNP												
at Wake	DNP												
Virginia Tech	DNP												
at UNC	9-0	0-0	0-0	0-0	0-0	0	0	0	0	0	0	1	0
NC State	DNP												
Wake	DNP												
at Va Tech	DNP												
at Maryland	10-0	1-2	0-1	2-2	1-0	1	0	1	0	1	0	5	4
Florida State	11-0	2-5	0-2	1-1	0-0	0	0	0	1	1	0	5	5
at Clemson	12-0	0-1	0-1	0-0	0-0	0	0	1	0	0	0	7	0
at Miami	DNP												
Duke	13-0	2-4	0-1	1-1	0-2	2	0	1	0	2	0	5	5
at Boston Coll	DNP												
Maryland	DNP												
vs. BC [ACC]	DNP												
vs. Duke [ACC]	DNP												

CAREER STATISTICS

Year	G-GS	Min-Avg.	FG-FGA	Pct.	3FG-3FGA	Pct.	FT-FTA	Pct.	O -Def.	Reb-Avg.	PF-DQ	Ast	TO	Blk	Stl	Pts-Avg
2009-10	13-0	60-4.6	12-28	.429	2-12	.167	5-7	.714	3-7	10-0.8	4-0	1	6	1	6	31-2.4
ACC	6-0	24-4.0	5-12	.417	0-5	.000	4-4	1.000	1-2	3-0.5	1-0	0	3	1	4	14-2.3
CAREER	13-0	60-4.6	12-28	.429	2-12	.167	5-7	.714	3-7	10-0.8	4-0	1	6	1	6	31-2.4
ACC	6-0	24-4.0	5-12	.417	0-5	.000	4-4	1.000	1-2	3-0.5	1-0	0	3	1	4	14-2.3



SOLOMON TAT

#45

Sr. • G/F • 6-5 • 217 • Jos Plateau, Nigeria • Community Christian School

2009-10 SEASON:

- Team Tri-Captain
- Made season debut at USF
- Had four points and four rebounds vs. Rider
- Had one point and two rebounds vs. NJIT
- Had four points vs. Hampton
- Had one point vs. #23 Miami at JPJA
- Had two points at Miami
- Had three points vs. #5 Duke
- Had a season-high five points at Boston College
- Made his first start of the season vs. #22 Maryland on Senior Day at JPJA

SINGLE GAME BESTS

POINTS

Season: 5 at Boston College (3/3/10)
 Career: 12 at Xavier (1/3/08)
 ACC: 8 at Virginia Tech (2/10/07)

REBOUNDS

Season: 4 vs. Rider (11/19/09)
 Career: 6 at Virginia Tech (2/10/07)
 ACC: 6 at Virginia Tech (2/10/07)

FG MADE

Season: 2 vs. Rider (11/19/09), vs. Hampton (12/23/09)
 Career: 3 at Virginia Tech (2/10/07), at Xavier (1/3/08)
 ACC: 3 at Virginia Tech (2/10/07)

FG ATTEMPTS

Season: 3 vs. Rider (11/19/09), at BC (3/3/10)
 Career: 9 at Virginia Tech (2/10/07)
 ACC: 9 at Virginia Tech (2/10/07)

3 PT FG MADE

Season: --
 Career: --
 ACC: --

3 PT FG ATTEMPTS

Season: --
 Career: 1 on five occasions
 ACC: 1 on three occasions

FT MADE

Season: 3 at Boston College (3/3/10)
 Career: 6 at Xavier (1/3/08)
 ACC: 3 at Boston College (3/3/10)

FT ATTEMPTS

Season: 4 at Boston College (3/3/10)
 Career: 9 at Xavier (1/3/08)
 ACC: 4 at Boston College (3/3/10)

ASSISTS

Season: --
 Career: 5 vs. Gonzaga (1/3/07)
 ACC: 2 at Clemson (1/28/07), at Wake (3/3/07)

TURNOVERS

Season: 1 on five occasions
 Career: 2 on eight occasions
 ACC: 2 on six occasions

BLOCKS

Season: --
 Career: 1 vs. Longwood (2/13/07)
 ACC: --

STEALS

Season: 1 at UNC (1/31/10), at BC (3/3/10)
 Career: 2 vs. Stanford (1/7/07), vs. Md. (1/16/07)
 ACC: 2 vs. Maryland (1/16/07)

MINUTES


Season: 11 at Boston College (3/3/10)
 Career: 23 at Virginia Tech (2/10/07)
 ACC: 23 at Virginia Tech (2/10/07)

2009-10 GAME-BY-GAME:

Opponent	GP-GS	FG-FGA	3FG-3FGA	FT-FTA	O -Def	Total	A	TO	Blk	Stl	PF	Min	Pts
Longwood	DNP												
at USF	1-0	0-0	0-0	0-0	0-0	0	0	0	0	0	0	2	0
Rider	2-0	2-3	0-0	0-1	1-3	4	0	0	0	0	0	4	4
Oral Roberts	3-0	0-0	0-0	0-0	0-0	0	0	0	0	0	0	1	0
vs. Stanford	DNP												
vs. Cleveland St	DNP												
Penn State	DNP												
at Auburn	DNP												
NJIT	4-0	0-0	0-0	1-2	1-1	2	0	1	0	0	1	5	1
Hampton	5-0	2-2	0-0	0-0	0-1	1	0	1	0	0	0	3	4
UAB	DNP												
UTPA	6-0	0-0	0-0	0-0	0-0	0	0	0	0	0	0	1	0
at NC State	DNP												
Georgia Tech	DNP												
Miami	7-0	0-0	0-0	1-2	0-0	0	0	0	0	0	1	1	1
UNCW	DNP												
at Wake	8-0	0-0	0-0	0-0	0-0	0	0	0	0	0	0	2	0
Virginia Tech	DNP												
at UNC	9-0	0-0	0-0	0-2	0-0	0	0	0	0	1	0	1	0
NC State	DNP												
Wake	DNP												
at Va Tech	DNP												
at Maryland	DNP												
Florida State	DNP												
at Clemson	DNP												
at Miami	10-0	1-1	0-0	0-0	1-0	1	0	0	0	0	0	6	2
Duke	11-0	1-1	0-0	1-1	0-0	0	0	1	0	0	1	3	3
at Boston Coll	12-0	1-3	0-0	3-4	1-0	1	0	1	0	1	4	11	5
Maryland	13-1	0-0	0-0	0-0	0-0	0	0	1	0	0	2	3	0
vs. BC [ACC]	DNP												
vs. Duke [ACC]	14-1	0-0	0-0	0-0	0-0	0	0	0	0	0	0	0+	0

CAREER STATISTICS

Year	G-GS	Min-Avg.	FG-FGA	Pct.	3FG-3FGA	Pct.	FT-FTA	Pct.	O -Def.	Reb-Avg.	PF-DQ	Ast	TO	Blk	Stl	Pts-Avg
2006-07	20-0	165-8.3	14-40	.350	0-3	.000	12-19	.632	7-25	32-1.6	24-0	13	8	1	8	40-2.0
ACC	13-0	107-8.2	8-25	.320	0-1	.000	5-5	1.000	5-16	21-1.6	17-0	6	4	0	5	21-1.6
2007-08	15-0	100-6.7	11-24	.458	0-2	.000	13-17	.765	4-16	20-1.3	6-0	5	6	0	3	35-2.3
ACC	9-0	68-7.6	7-15	.467	0-2	.000	5-6	.833	1-12	13-1.4	4-0	3	4	0	3	19-2.1
2008-09	17-8	119-7.0	4-15	.267	0-0	.000	3-4	.750	6-10	16-0.9	17-1	5	10	0	3	11-0.6
ACC	12-8	101-8.4	3-14	.214	0-0	.000	1-2	.500	6-7	13-1.1	13-1	3	9	0	2	7-0.6
2009-10	14-1	43-3.1	7-10	.700	0-0	.000	6-12	.500	4-5	9-0.6	9-0	0	5	0	2	20-1.4
ACC	7-1	27-3.9	3-5	.600	0-0	.000	5-9	.556	2-0	2-0.3	8-0	0	3	0	2	11-1.6
CAREER	66-9	427-6.5	36-89	.404	0-5	.000	34-52	.654	21-56	77-1.2	56-1	23	29	1	16	106-1.6
ACC	41-9	303-7.4	21-59	.356	0-3	.000	16-22	.727	14-35	49-1.2	42-1	12	20	0	12	58-1.4



SAMMY ZEGLINSKI

#13

So. • G • 6-0 • 182 • Philadelphia, Pa. • The William Penn Charter School

2009-10 SEASON:

- Had 14 points and six rebounds vs. Longwood
- Had 12 points vs. Rider
- Had 13 points vs. Oral Roberts
- Had 16 points vs. Penn State
- Had 18 points and four assists at Auburn
- Had eight points, four rebounds and a career-high two blocks vs. NJIT
- Had 13 points vs. Hampton
- Had nine points and two steals vs. #24 UAB
- Had 13 points, and season-high totals of six assists and four steals vs. UTPA
- Had 10 points and a career-high eight rebounds at NC State
- Had 10 points vs. #20 Georgia Tech
- Had 10 points, seven rebounds and six assists vs. #23 Miami
- Had 10 points, tied a career high with eight rebounds and had five assists vs. UNC Wilmington
- Scored nine points vs. Virginia Tech at JPJA, including a 3-pointer with 1.3 seconds remaining to send the game into overtime
- Had an ACC career-high 19 points at North Carolina
- Had 11 points and tied a career high with eight rebounds at Clemson
- Had 14 points and six rebounds vs. #22 Maryland at JPJA
- Had a season-high 21 points vs. Boston College in the ACC Tournament
- Led team with 61 3-pointers

2009-10 GAME-BY-GAME:

Opponent	GP-GS	FG-FGA	3FG-3FGA	FT-FTA	O -Def	Total	A	TO	Bk	Stl	PF	Min	Pts
Longwood	1-1	5-10	4-7	0-2	0-6	6	4	5	0	1	3	37	14
at USF	2-2	1-4	0-1	0-0	0-0	0	2	2	1	2	4	24	2
Rider	3-3	4-5	2-2	2-4	0-4	4	2	1	0	1	1	25	12
Oral Roberts	4-4	4-7	3-6	2-2	1-2	3	1	0	0	0	2	23	13
vs. Stanford	5-5	1-5	0-2	0-0	0-6	6	3	1	0	1	4	33	2
vs. Cleveland St	6-6	4-7	2-5	0-0	0-3	3	4	3	0	2	1	38	10
Penn State	7-7	5-14	4-9	2-2	0-1	1	2	3	1	2	3	29	16
at Auburn	8-8	5-11	5-9	3-3	0-5	5	4	1	0	1	3	34	18
NJIT	9-9	3-5	2-4	0-0	2-2	4	0	1	2	0	2	23	8
Hampton	10-10	4-9	3-8	2-2	0-1	1	2	0	1	2	0	21	13
UAB	11-11	3-6	2-4	1-1	0-1	1	0	5	0	2	3	26	9
UTPA	12-12	5-7	3-4	0-0	0-2	2	6	2	0	4	1	29	13
at NC State	13-13	2-4	2-2	4-4	1-7	8	3	1	0	0	2	36	10
Georgia Tech	14-14	4-9	2-5	0-0	0-3	3	1	1	0	1	1	27	10
Miami	15-15	3-8	2-6	2-2	0-7	7	6	0	0	1	2	26	10
UNCW	16-16	4-10	2-4	0-0	1-7	8	5	3	0	2	1	30	10
at Wake	17-17	0-5	0-3	1-3	1-1	2	2	2	0	0	2	28	1
Virginia Tech	18-18	2-7	2-7	3-4	1-4	5	4	4	2	0	3	40	9
at UNC	19-19	5-9	5-8	4-4	0-2	2	4	3	0	4	2	27	19
NC State	20-20	3-12	2-8	0-0	0-4	4	2	0	0	3	1	31	8
Wake	21-21	1-6	1-5	0-0	0-4	4	3	2	0	0	3	25	3
at Va Tech	22-22	2-9	0-4	0-0	2-3	5	2	2	0	0	0	30	4
at Maryland	23-23	0-4	0-2	0-0	0-0	0	1	1	0	0	2	23	0
Florida State	24-23	2-7	1-5	0-0	0-4	4	2	2	1	1	1	19	5
at Clemson	25-24	5-12	1-5	0-0	0-8	8	2	2	0	1	2	35	11
at Miami	26-25	2-10	1-6	0-0	0-3	3	3	0	0	2	3	36	5
Duke	27-26	2-9	1-6	1-1	0-3	3	2	1	0	0	2	33	6
at Boston Coll	28-27	0-6	0-3	0-0	1-2	3	1	1	0	0	0	15	0
Maryland	29-27	5-11	4-8	0-0	0-6	6	3	1	0	1	4	30	14
vs. BC [ACC]	30-28	8-15	5-10	0-0	1-2	3	2	2	0	0	2	35	21
vs. Duke [ACC]	31-29	0-9	0-4	0-0	1-4	5	2	5	0	4	3	31	0

SINGLE GAME BESTS

POINTS

Season: 21 vs. Boston College (3/11/10)
 Career: 24 vs. Liberty (11/25/08)
 ACC: 19 at North Carolina (1/31/10)

REBOUNDS

Season: 8 on three occasions
 Career: 8 on three occasions
 ACC: 8 at NCSU (1/9/10), at Clemson (2/20/10)

FG MADE

Season: 8 vs. Boston College (3/11/10)
 Career: 8 vs. Liberty (11/25/08), vs. BC (3/11/10)
 ACC: 6 vs. Clemson (2/15/09)

FG ATTEMPTS

Season: 15 vs. Boston College (3/11/10)
 Career: 15 vs. Boston College (3/11/10)
 ACC: 12 vs. NCSU (2/3/10), at Clem (2/20/10)

3 PT FG MADE

Season: 5 on three occasions
 Career: 6 vs. Liberty (11/25/08)
 ACC: 5 at North Carolina (1/31/10)

3 PT FG ATTEMPTS

Season: 10 vs. Boston College (3/11/10)
 Career: 10 vs. Liberty (11/25/08), vs. BC (3/11/10)
 ACC: 9 at Georgia Tech (12/28/08)

FT MADE

Season: 4 at NC State (1/9/10), at UNC (1/31/10)
 Career: 4 on four occasions
 ACC: 4 on three occasions

FT ATTEMPTS

Season: 4 on four occasions
 Career: 8 vs. Florida State (1/24/09)
 ACC: 8 vs. Florida State (1/24/09)

ASSISTS

Season: 6 vs. UTPA (1/5/10), Miami (1/16/10)
 Career: 8 at Virginia Tech (1/10/09)
 ACC: 8 at Virginia Tech (1/10/09)

TURNOVERS

Season: 5 on three occasions
 Career: 6 vs. Clemson (2/15/09)
 ACC: 6 vs. Clemson (2/15/09)

BLOCKS

Season: 2 vs. NJIT (12/21/09), vs. VT (1/28/10)
 Career: 2 vs. NJIT (12/21/09), vs. VT (1/28/10)
 ACC: 2 vs. Virginia Tech (1/28/10)

STEALS

Season: 4 on three occasions
 Career: 5 vs. Florida State (1/24/09)
 ACC: 5 vs. Florida State (1/24/09)

MINUTES

Season: 40 vs. Virginia Tech (1/28/10)
 Career: 40 vs. Virginia Tech (1/28/10)
 ACC: 40 vs. Virginia Tech (1/28/10)

CAREER STATISTICS

Year	G-GS	Min-Avg.	FG-FGA	Pct.	3FG-3FGA	Pct.	FT-FTA	Pct.	O -Def.	Reb-Avg.	PF-DQ	Ast	TO	Bk	Stl	Pts-Avg
2007-08	8-0	62-7.8	3-12	.250	1-7	.143	0-2	.000	3-6	9-1.1	8-0	15	9	1	3	7-0.9
ACC	0-0															
2008-09	28-15	669-23.9	82-213	.385	33-105	.314	20-35	.571	9-57	66-2.4	68-2	84	70	2	36	217-7.8
ACC	16-7	362-22.6	32-101	.317	12-56	.214	6-16	.375	6-27	33-2.1	33-0	44	37	0	18	82-5.1
2009-10	31-29	899-29.0	94-252	.373	61-162	.377	27-34	.794	12-107	119-3.8	63-0	80	57	8	38	276-8.9
ACC	16-14	461-28.8	38-128	.297	24-83	.289	15-18	.833	6-61	67-4.2	30-0	41	23	3	14	115-7.2
CAREER	67-44	1630-24.3	179-477	.375	95-274	.347	47-71	.662	24-170	194-2.9	139-2	179	136	11	77	500-7.5
ACC	32-21	823-25.7	70-229	.306	36-139	.259	21-34	.618	12-88	100-3.1	63-0	85	60	3	32	197-6.2