



# 2017 GEORGIA TECH FOOTBALL

4 NATIONAL CHAMPIONSHIPS • 15 CONFERENCE CHAMPIONSHIPS • 44 BOWL APPEARANCES • 25 BOWL VICTORIES

## GEORGIA TECH (4-3, 3-2 ACC) AT VIRGINIA (5-3, 2-2 ACC)

SATURDAY, NOVEMBER 4, 2017 • 3 P.M. ET • CHARLOTTESVILLE, VA. • SCOTT STADIUM (61,500)

### MATCHUP AT A GLANCE



<b>GEORGIA TECH</b>	<b>vs.</b>	<b>VIRGINIA</b>
4-3 (3-2 ACC).....	<b>Record</b> .....	5-3 (2-2 ACC)
Atlanta, Ga. ....	<b>Location</b> .....	Charlottesville, Va.
1885.....	<b>Founded</b> .....	1819
25,000.....	<b>Enrollment</b> .....	21,800
Yellow Jackets, Ramblin' Wreck.....	<b>Nickname</b> .....	Cavaliers, Wahoos, 'Hoos
Old Gold and White.....	<b>Colors</b> .....	Orange and Blue
Atlantic Coast (Coastal Division).....	<b>Conference</b> .....	Atlantic Coast (Coastal Division)
Bobby Dodd Stadium at Historic Grant Field (55,000).....	<b>Stadium (Capacity)</b> .....	Scott Stadium (61,500)
Paul Johnson.....	<b>Head Coach</b> .....	Bronco Mendenhall
74-51 (10th season).....	<b>Head Coach's Record at School</b> .....	7-13 (second season)
181-90 (21st season).....	<b>Head Coach's Overall Record</b> .....	106-56 (13th season)
None.....	<b>National Ranking</b> .....	None
Spread Option.....	<b>Basic Offense</b> .....	Multiple
31.1 (7th/48th).....	<b>Points Per Game (Conference/National Rank)</b> .....	24.6 (9th/91st)
347.9 (1st/4th).....	<b>Rushing Yards Per Game (Conference/National Rank)</b> .....	120.8 (14th/110th)
69.7 (14th/128th).....	<b>Passing Yards Per Game (Conference/National Rank)</b> .....	255.5 (7th/46th)
417.6 (8th/53rd).....	<b>Total Yards Per Game (Conference/National Rank)</b> .....	376.3 (9th/86th)
Multiple.....	<b>Basic Defense</b> .....	3-4
21.3 (6th/39th).....	<b>Points Allowed Per Game (Conference/National Rank)</b> .....	24.0 (7th/46th)
131.7 (5th/35th).....	<b>Rushing Yards Allowed Per Game (Conference/National Rank)</b> .....	158.9 (10th/58th)
198.4 (9th/39th).....	<b>Passing Yards Allowed Per Game (Conference/National Rank)</b> .....	178.5 (3rd/18th)
330.1 (3rd/26th).....	<b>Total Yards Allowed Per Game (Conference/National Rank)</b> .....	337.4 (4th/28th)
L, 24-10 at No. 7 Clemson (Oct. 28).....	<b>Last Game</b> .....	L, 31-14 at Pittsburgh (Oct. 28)

### TOP STORYLINES

- Georgia Tech (4-3, 3-2 ACC) concludes its only stretch of back-to-back road games this season when it travels to Virginia (5-3, 2-2 ACC) for a pivotal Atlantic Coast Conference Coastal Division matchup on Saturday.
- Third-place Georgia Tech is still in the thick of the race for the Coastal Division title, two games behind first-place Miami (7-0, 5-0 ACC) and a half-game in back of second-place Virginia Tech (7-1, 3-1 ACC). The Yellow Jackets are a half-game ahead of fourth-place Virginia in the division standings.
- After their first two losses of the season came in heartbreaking fashion (one-point defeats to Tennessee and Miami), the Jackets suffered their first decisive defeat of the campaign last Saturday at No. 7 Clemson, a rain-soaked 24-10 setback.
- Georgia Tech is in search of its first win of the season away from home. The Jackets are 4-0 at home but 0-3 away from Bobby Dodd Stadium.
- After a 5-1 start, which included a 2-0 open in ACC play, Virginia is riding a two-game losing streak into Saturday's game after convincing defeats at the hands of Boston College (41-10) and Pittsburgh (31-14) the last two weekends.
- Georgia Tech is 20-18-1 all-time against Virginia, in a series that dates back to 1965 and has been renewed each season since 1982 (the year before GT became a full-fledged member of the ACC). The Yellow Jackets are 6-3 against the Cavaliers in nine seasons under head coach **Paul Johnson**.
- Scott Stadium has traditionally been an unfriendly venue for Georgia Tech, as the Jackets are just 4-11-1 all-time at UVA. The Jackets are 2-2 in Charlottesville under Johnson.

### SERIES HISTORY

**Series Record (Streak):**.....Georgia Tech leads 20-18-1 (Georgia Tech; W1)  
**at Georgia Tech:**.....Georgia Tech leads 16-7 (Georgia Tech; W4)  
**at Virginia:**.....Virginia leads 4-11-1 (Virginia; W1)  
**Neutral Sites:**.....N/A  
**Last Meeting:**.....Georgia Tech 31, Virginia 17 (Nov. 19, 2016 - Atlanta, Ga.)

### TALE OF THE TAPE

Average heights and weights of players listed on the depth chart for each team:

<b>Georgia Tech</b>		<b>VIRGINIA</b>
6-4, 292.....	<b>Offensive Line/Tight Ends</b> .....	6-4, 295
6-0, 198.....	<b>Offensive Backs (QB and RB)</b> .....	6-0, 213
6-3, 206.....	<b>Receivers</b> .....	6-1, 206
6-3, 271.....	<b>Defensive Line</b> .....	6-3, 288
6-0, 222.....	<b>Linebackers</b> .....	6-2, 229
6-0, 196.....	<b>Defensive Backs</b> .....	6-1, 194

### TOP PERFORMERS AT A GLANCE

PASSING	COMP.	ATT.	INT.	YDS.	TD
<u>Georgia Tech</u> TaQuon Marshall	30	64	0	488	5
<u>Virginia</u> Kurt Benkert	197	323	5	2018	17
RUSHING	ATT.	YDS.	AVG.	TD	
<u>Georgia Tech</u> KirVonte Benson	133	781	5.9	5	
<u>Virginia</u> Jordan Ellis	157	660	4.2	5	
RECEIVING	NO.	YDS.	AVG.	TD	
<u>Georgia Tech</u> Ricky Jeune	17	284	16.7	3	
<u>Virginia</u> Olamide Zaccheaus	57	585	10.3	4	
TACKLES	UT	AT	TT	TFL	SACK
<u>Georgia Tech</u> Victor Alexander	29	8	37	1.0-9	1.0-9
<u>Virginia</u> Quin Blanding	41	42	83	2.5-5	0.0-0

### 2017 GEORGIA TECH SCHEDULE/RESULTS

• Overall: **4-3** | ACC: **3-2** | Place: **3rd**  
 • Home: **4-0** | Away: **0-2** | Neutral: **0-1** | Streak: **L1**

Date	Opponent	Time/Result	TV
Sept. 4	vs. No. 25/24 Tennessee^	L, 42-41 <sup>(2017)</sup>	ESPN
Sept. 9	<b>JACKSONVILLE STATE</b>	W, 37-10	RSN
Sept. 16	at UCF	Canceled	ESPNNEWS
Sept. 23	<b>PITTSBURGH*</b>	W, 35-17	ACCN
Sept. 30	<b>NORTH CAROLINA*</b>	W, 33-7	ESPN2
Oct. 14	at No. 11/10 Miami (Fla.)*	L, 25-24	ABC
Oct. 21	<b>WAKE FOREST*</b>	W, 38-24	ESPNU
Oct. 28	at No. 7 Clemson*	L, 24-10	ABC/ESPN2
Nov. 4	at Virginia*	3 p.m.	RSN
Nov. 11	No. 13 <b>VIRGINIA TECH*</b>	TBA	TBA
Nov. 18	at Duke*	TBA	TBA
Nov. 25	No. 2/2 <b>GEORGIA</b>	TBA	TBA

All times Eastern; Home games in **BOLD CAPS**

\* ACC game; ^ Chick-fil-A Kickoff Game (Mercedes-Benz Stadium)

Ranks for past/current games = AP/Coaches ranks at time of game

Ranks for future games = current AP/Coaches rank

### ON THE AIR

- TV:** RSN
- Play-by-Play**..... Wes Durham
  - Analyst**..... James Bates
  - Sideline Reporter**..... Rebecca Kaple
  - In Atlanta: Fox Sports South
  - Online: WatchESPN.com

**RADIO:** Georgia Tech IMG Sports Network

- Play-by-Play**..... Andy Demetra
- Analyst**..... Sean Bedford
- Sideline Reporter**..... Wiley Ballard
- In Atlanta: 680/93.7 The Fan
- Across Georgia: Visit RamblinWreck.com for 31-station affiliate list
- Satellite: Sirius 113 / XM 193
- Online: RamblinWreck.com
- Mobile App: GT Gameday
- Tuneln: buzz.gt/LiveTuneln

### GEORGIA TECH'S LAST GAME

**at No. 7 Clemson**..... L, 24-10  
**Date**..... Oct. 28, 2017  
**Location**..... Clemson, S.C. (Memorial Stadium)

<b>Total Offense</b> .....	230
<b>Rushing</b> .....	198
<b>Passing</b> .....	32
<b>Turnovers</b> .....	1
<b>Total Defense</b> .....	428
<b>Rushing</b> .....	221
<b>Passing</b> .....	207
<b>Takeaways</b> .....	1

**Passing Leader**  
 TaQuon Marshall.....3-13-0, 32 yds.

**Rushing Leaders**  
 KirVonte Benson.....16 att., 129 yds.  
 Matthew Jordan.....4 att., 25 yds.  
 TaQuon Marshall.....15 att., 23 yds, TD

**Receiving Leaders**  
 Ricky Jeune.....2 rec., 17 yds.  
 Jerry Howard.....1 rec., 15 yds.

**Defensive Leaders**  
 Victor Alexander.....10 tackles  
 A.J. Gray.....10 tackles  
 Corey Griffin.....8 tackles, 1.0 TFL  
 Step Durham.....8 tackles, fumble recovery

**GEORGIA TECH MEDIA AVAILABILITY**

MON 30	TUE 31	WED 1	THU 2	FRI 3	SAT 4	SUN 5
<p><b>4:15 p.m.</b> - First three periods of practice open to photographers/videographers (Rose Bowl Field)</p> <p><b>Approx. 5:15 p.m.</b> - Head coach Paul Johnson and 3-4 offensive student-athletes (Bobby Dodd Stadium — Gate 6 Lobby, adjacent to Callaway Plaza)</p>	<p><b>11:30 a.m.</b> - Head coach Paul Johnson weekly press conference (Edge/Rice Center — Goldsmith Conference Room)</p> <p><b>3:45 p.m.</b> - First three periods of practice open to photographers/videographers (Rose Bowl Field)</p> <p><b>Approx. 5:45 p.m.</b> - 3-4 defensive student-athletes (Bobby Dodd Stadium — Gate 6 Lobby, adjacent to Callaway Plaza)</p>	<p><b>11:30 a.m.</b> - Head coach Paul Johnson on ACC Media Teleconference</p> <p><b>3:45 p.m.</b> - First three periods of practice open to photographers/videographers (Rose Bowl Field)</p> <p><b>Approx. 5:45 p.m.</b> - Head coach Paul Johnson (Bobby Dodd Stadium — Gate 6 Lobby, adjacent to Callaway Plaza)</p>	<p><b>NO AVAILABILITY</b></p>	<p><b>NO AVAILABILITY</b></p>	<p><b>Postgame press conference</b> - Head coach Paul Johnson and selected student-athletes (location TBA)</p>	<p><b>NO AVAILABILITY</b></p>

**GEORGIA TECH ATHLETICS COMMUNICATIONS & PUBLIC RELATIONS**

- Assistant A.D./Communications & P.R. (Primary Football Contact):** Mike Flynn  
**Office:** (404) 894-5445 • **Mobile:** (828) 964-6406  
**Email:** mflynn@athletics.gatech.edu
- Assistant Director/Communications & P.R. (Secondary Football Contact):** Kevin Davis  
**Office:** (404) 894-5445 • **Cell:** (704) 974-9095  
**Email:** kdavis@athletics.gatech.edu
- Associate Director/Communications & P.R. (Football Credentials):** Mike Stamus  
**Office:** 404-894-5445 • **Cell:** (404) 218-9723  
**Email:** mstamus@athletics.gatech.edu

**FOLLOW GEORGIA TECH ONLINE**
**OFFICIAL WEBSITE:** www.RamblinWreck.com

 @GTathletics  
 @GeorgiaTechFB  
 @GTPaulJohnson

 @GTathletics  
 @GeorgiaTechFB

 /GTathletics  
 /GTFootball


TogetherWeSwarm



RamblinWreckTube

**GEORGIA TECH FOOTBALL BY THE NUMBERS**

# 0

Georgia Tech has thrown zero interceptions this season — it is the only team in the nation without an interception. The Yellow Jackets have thrown just one interception in their last 151 pass attempts, spanning the past 14 games.

# 1

Georgia Tech ranks No. 1 nationally in fewest penalties (3.57) and fewest penalty yards (28.71) per game.

# 5-for-5

True freshman **Brenton King** is a perfect 5-for-5 on field-goal attempts this season. He is the only kicker in the ACC with at least three field-goal attempts and a perfect 1.000 percentage.

# 40

Saturday's meeting is the 40th all-time between Georgia Tech and Virginia. The teams first met in 1965 and have squared off every year since 1982, the season before the Yellow Jackets became full-fledged members of the ACC.

# 46.0

Georgia Tech's **Pressley Harvin III** is averaging 46.0 yards per punt this season, good for No. 1 nationally among true freshmen and No. 7 overall. The Ray Guy Award candidate is on pace to break the single-season school record of 45.6 yards per punt, set by Rodney Williams in 1997, and shatter the program's freshman record of 43.8 yards per punt, set by Dan Dyke in 1999.

# 347.9

Georgia Tech has rushed for 347.9 yards per game this season, good for fourth nationally in rushing offense. The 347.9 yards per game remains on pace to break the school record for rushing offense of 342.1 yards per game, set in 2014.

# .588

Georgia Tech's 2017 opponents are a combined 40-28 this season (.588), which gives the Yellow Jackets the 15th-most difficult schedule in the nation.

# .690

The four opponents left on Georgia Tech's regular-season schedule have a combined .690 winning percentage (20-9), giving the Yellow Jackets' the nation's 10th-toughest remaining schedule.

**A GEORGIA TECH WIN WOULD ...**

- up it to 5-3 overall this season;
- pull it to within one game of becoming bowl eligible for the 20th time in the last 21 seasons;
- up its ACC record to 4-2, clinching a .500 mark or better in league play for the 22nd time in the last 23 seasons;
- be its ninth in its last 12 games and 11th in its past 15 contests;
- move it to 21-18-1 all-time and 7-3 under head coach Paul Johnson against Virginia;
- be its fifth win in 17 games all-time at Virginia's Scott Stadium (5-11-1);
- up it to 3-2 at UVA under Johnson;
- be its first road win since a 28-27 victory at Georgia in last year's regular-season finale (Nov. 26, 2016);
- be its first ACC road win since a 30-20 triumph at No. 18 Virginia Tech on Nov. 12 of last season.

**A GEORGIA TECH LOSS WOULD ...**

- drop it to 4-4 overall and 3-3 in ACC play;
- be only its fourth loss in its last 12 games and fifth defeat in its last 15 contests;
- give it consecutive losses for the first time since it dropped back-to-back decisions to Miami (35-21) and Pittsburgh (38-35) on Oct. 1 and 8 of last season;
- drop it to 20-19-1 all-time against Virginia (6-4 under head coach Paul Johnson);
- drop it to 4-12-1 all-time at Virginia (2-3 under Johnson).



**NOTING LAST WEEK'S LOSS AT CLEMSON**

• After enduring heartbreaking one-point setbacks in its first two losses of the season, Georgia Tech suffered its first decisive defeat of the 2017 campaign, a 24-10 loss at defending national champion and No. 7-ranked Clemson last Saturday.

• Georgia Tech trailed 7-3 late in the first quarter but Clemson scored the game's next 17 points to pull away.

• After trailing 21-3 at halftime, the Yellow Jackets limited the Tigers to just three points after the break and outscored Clemson, 7-3, in the second half.

• For only the 16th time in **Paul Johnson's** 10 seasons as Georgia Tech's head coach, the Yellow Jackets were outrushed (221-198).

• Georgia Tech's 32 passing yards were its eighth-fewest in 10 seasons under Johnson and its fewest since throwing for 29 yards in last season's 26-7 loss to Clemson (Sept. 22, 2016).

• Georgia Tech failed to score 24 points for the first time in its last 11 games. The Yellow Jackets entered the game as one of only 11 NCAA Division I FBS teams to score at least 24 points in every game this season.

• The Yellow Jackets' fumble on the game's opening drive was their first turnover in 160 plays and 26 offensive possessions, dating back to a fumble in the third quarter of their 33-7 win over North Carolina on Sept. 30.

• Georgia Tech BB **KirVonte Benson** rushed for 129 yards on 16 carries (8.1 avg.), good for his fifth 100-yard rushing game in seven games this season.

• Benson's 65-yard run in the first quarter was the longest of his career (prev.: 63 vs. North Carolina, Sept. 30, 2017) and the longest allowed by Clemson this season (prev.: 45 by Syracuse's Eric Dungey, Oct. 13).

• Georgia Tech true freshman P **Pressley Harvin III** punted nine times for 422 yards (46.9 avg.). The 422 punting yards were the ninth-most in Georgia Tech history and the most by a Yellow Jacket since Durant Brooks had 453 yards on 10 punts in a 24-10 loss at Boston College on Sept. 15, 2007.

ACC STANDINGS			
COASTAL DIVISION	ACC	OVERALL	STREAK
Miami (Fla.)	5-0	7-0	W12
Virginia Tech	3-1	7-1	W3
<b>GEORGIA TECH</b>	<b>3-2</b>	<b>4-3</b>	<b>L1</b>
Virginia	2-2	5-3	L2
Pittsburgh	2-3	4-5	W2
Duke	1-5	4-5	L5
North Carolina	0-6	1-8	L6
ATLANTIC DIVISION			
ACC	OVERALL	STREAK	
NC State	4-0	6-2	L1
Clemson	5-1	7-1	W1
Boston College	3-3	5-4	W3
Syracuse	2-2	4-4	L1
Wake Forest	2-3	5-3	W1
Louisville	2-4	5-4	L1
Florida State	2-4	2-5	L2

**NOTING VIRGINIA**

• Virginia enters Saturday's game at 5-3 overall and 2-2 in ACC play. The fourth-place Cavaliers are a half-game behind third-place in the ACC Coastal Division standings.

• After a 5-1 start, which included four-straight wins over UConn (38-18), Boise State (42-23), Duke (28-21) and North Carolina (20-14), the Cavaliers have dropped their last two contests to Boston College (41-10 on Oct. 21) and Pittsburgh (31-14 last Saturday).

• Virginia's strength has been on defense, where it ranks fourth in the ACC and 28th nationally in total defense (337.4 ypg) and third in the ACC and 18th nationally in passing defense (178.5 ypg).

• UVA's defense is particularly stout in the red zone. The Cavaliers have allowed opponents to score on just 68.2 percent of their trips inside Virginia's 20 yard line, good for first in the ACC and seventh nationally.

• The Cavaliers have also intercepted 10 passes, good for 20th nationally.

• Virginia is led by two of the nation's top defenders in free safety Quin Blanding, the ACC's leading tackler with 83 (10.4 per game) and linebacker Micah Kiser, a Butkus Award semifinalist and the ACC's second-leading tackler with 79 (9.9 per game). Blanding and Kiser rank eighth and 12th nationally in tackles, respectively.

• Offensively, the Cavaliers are led by senior quarterback Kurt Benkert (252.2 passing ypg), junior running back Jordan Ellis (82.5 rushing ypg - fifth in ACC) and junior wide receiver Qlamide Zacccheaus (7.1 receptions pg - third in ACC; 73.1 receiving ypg - sixth in ACC).

• In its second year under head coach Bronco Mendenhall, Virginia is just one win away from becoming bowl eligible for only the second time in the past 10 seasons and the first time since 2011, when it went 8-5 and lost the Chick-fil-A Bowl to Auburn, 43-24.

**GEORGIA TECH-VIRGINIA SERIES HISTORY**

• Georgia Tech and Virginia are squaring off for the 40th time in a series that dates back to 1965 and for the 36th-straight year dating back to 1982, one year prior to Georgia Tech becoming a full-fledged member of the ACC.

• The Yellow Jackets hold a 20-18-1 advantage in the all-time series.

• Georgia Tech is 6-3 versus UVA under head coach **Paul Johnson**, including wins in four of the last five matchups.

• Overall, the Yellow Jackets have won seven of the last 11 contests versus the Cavaliers.

• Georgia Tech is just 4-11-1 all-time at Virginia. However, after dropping eight-straight decisions at Scott Stadium from 1992 to 2007, the Yellow Jackets are 2-2 at UVA under Johnson.

• Saturday's game will be played 27 years and one day after one of the most memorable wins in Georgia Tech history, a 41-38 triumph over No. 1 Virginia at Scott Stadium on Nov. 3, 1990. The Yellow Jackets, which trailed 28-14 at halftime, rallied for the win on Scott Sisson's 37-yard field goal with seven seconds remaining. The victory over the top-ranked Cavaliers propelled the Yellow Jackets to their first ACC championship (8-0) and their fourth national title (11-0-1). The win was one of only two that Georgia Tech has ever recorded over the nation's top-ranked team (the other was a 7-6 triumph over No. 1 Alabama on Nov. 17, 1962).

**GEORGIA TECH-VIRGINIA SERIES RESULTS**

DATE	RANK		GT RESULT		SCORE
	GT	UVA	H/A	W/L/T	
11/13/1965	—	—	H	W	42-19
11/5/1966	5	—	H	W	14-13
10/5/1974	—	—	H	W	28-24
10/2/1976	—	—	H	W	35-14
11/6/1982	—	—	H	W	38-32
11/3/1983 (TH)	—	—	H	W	31-27
10/13/1984	20	—	A	T	20-20
9/21/1985	—	—	H	L	13-24
9/20/1986	—	—	A	W	28-14
11/7/1987	—	—	H	L	14-23
9/17/1988	—	—	A	L	16-17
9/16/1989	—	—	H	L	10-17
11/3/1990	16/14	1/1	A	W	41-38
9/19/1991 (TH)	17/19	—	H	W	24-21
9/19/1992	22/20	20/19	A	L	24-55
9/16/1993 (TH)	—	25/23	H	L	14-35
10/15/1994	—	—	H	L	7-24
9/16/1995	—	16/17	A	L	14-41
10/5/1996	—	12/11	H	W	13-7
11/8/1997	—	—	A	L	31-35
10/17/1998	25/25	7/6	H	W	41-38
11/6/1999	7/7	—	A	L	38-45
11/9/2000 (TH)	24/-	—	H	W	35-0
11/10/2001	20/17	—	A	L	38-39
10/26/2002	—	—	H	W	23-15
11/22/2003	—	—	A	L	17-29
11/20/2004	—	18/18	H	L	10-30
11/12/2005	24/24	—	A	L	17-27
9/21/2006 (TH)	—	—	H	W	24-7
9/22/2007	—	—	A	L	23-28
10/25/2008	21/21	—	H	L	17-24
10/24/2009	11/13	—	A	W	34-9
10/9/2010	—	—	H	W	33-21
10/15/2011	12/12	—	A	L	21-24
9/15/2012	rw/rv	-/rv	H	W	56-20
10/26/2013	—	—	A	W	35-25
11/1/2014	—	—	H	W	35-10
10/31/2015	—	—	A	L	21-27
11/19/2016	—	—	H	W	31-17

**NOTING LAST YEAR'S WIN OVER VIRGINIA**

• Georgia Tech took advantage of several big plays in a 31-17 win over Virginia on Nov. 19, 2016 at Bobby Dodd Stadium.

• Georgia Tech's 41 offensive plays were its fewest since it also ran 41 plays in a 10-10 tie versus Vanderbilt on Sept. 18, 1965.

• The 41 snaps were tied for the second-fewest in Georgia Tech history (record: 38 in a 6-0 loss at Duke on Oct. 29, 1960).

• Prior to running only 41 plays in the win over UVA, Georgia Tech had not run less than 46 plays in a game since it had 44 snaps in a 42-26 loss at Georgia on Nov. 27, 1975.

• Despite only being on the field for 41 plays, Georgia Tech's offense put 24 points on the board, thanks in large part to three touchdown plays of 50-plus yards — a 67-yard run by Marcus Marshall in the first quarter, a 54-yard pass from **Justin Thomas** to **Clinton Lynch** in the third quarter and a 60-yard run by **Qua Searcy**, also in the third period.

• Georgia Tech's final touchdown came on a 24-yard interception return by **Lance Austin** with 4:03 to go in the ballgame.

• Austin, who also broke up three passes in the win over UVA, was named the ACC Defensive Back of the Week.

• **Brant Mitchell** was named the ACC Linebacker of the Week after recording a career-high 12 tackles and the last of Georgia Tech's three interceptions in the waning seconds of the victory.

• The loss was Virginia head coach Bronco Mendenhall's first in three games against Georgia Tech. As head coach at BYU, Mendenhall beat Georgia Tech in 2012 (41-17) and 2013 (28-20).

**GEORGIA TECH AFTER A LOSS**

• Georgia Tech has won each of its last four games that immediately followed a loss.

• Not only have the Yellow Jackets won their last four games after a loss, but they have done so in convincing fashion, winning those four contests by an average of 13.3 points.

**GEORGIA TECH'S LAST FOUR GAMES AFTER A LOSS**

DATE	OPPONENT	RESULT	PREV. OPP.; RESULT
10/15/16	Georgia Southern	W, 35-24	at Pitt; L, 38-35
11/12/16	at No. 18 Va. Tech	W, 30-20	at No. 18 UNC; L, 48-20
9/9/17	Jacksonville State	W, 37-10	vs. No. 25 Tenn.; L, 42-41 <sup>201</sup>
10/21/17	Wake Forest	W, 38-24	at No. 11 Miami; L, 25-24

• Georgia Tech is 24-21 in games that immediately follow a loss in 10 seasons under head coach **Paul Johnson**.

**LEAVING ATLANTA FOR THE THIRD TIME**

• Saturday's game at Virginia is only Georgia Tech's third true road game of the 2017 season.

• Georgia Tech is one of only five NCAA Division I FBS teams that enters November having played less than three true road games this season (joining Alabama, Florida, Texas A&M and Virginia Tech).

• The Yellow Jackets were the last team in the nation to play their first true road game of the year when they finally opened the road portion of their 2017 schedule on Oct. 14 at Miami (Fla.).

• This season was the latest that Georgia Tech had gone without playing a true road game since 1976, when the Jackets opened the season with five-straight home games before finally playing their first road contest at Auburn on Oct. 16.

• Tech was originally scheduled to play at UCF on Sept. 16 but that game was canceled due to the effects of Hurricane Irma.

**GEORGIA TECH vs. NATIONALLY RANKED TEAMS**

• Georgia Tech has 91 wins in 268 all-time matchups versus teams ranked in the *Associated Press* Top 25.

• The Yellow Jackets officially own 11 wins over ranked teams in nine-plus seasons under head coach **Paul Johnson**. A 12th victory, a 39-34 triumph over No. 25 Clemson in the 2009 ACC Championship Game, was later vacated due to NCAA sanctions.

**GEORGIA TECH vs. AP TOP 25 UNDER PAUL JOHNSON**

Nov. 1, 2008	No. 16 Florida State	W, 31-28
Nov. 8, 2008	at No. 19 North Carolina	L, 28-7
Nov. 20, 2008	No. 23 Miami (Fla.)	W, 41-23
Nov. 29, 2008	at No. 13 Georgia	W, 45-42
Sept. 17, 2009	at No. 17 Miami (Fla.)	L, 33-17
Sept. 26, 2009	No. 22 North Carolina	W, 24-7
Oct. 17, 2009	No. 4 Virginia Tech	W, 28-23
Dec. 5, 2009	vs. No. 25 Clemson	W, 39-34 #*
Jan. 5, 2009	vs. No. 10 Iowa	L, 24-14^
Nov. 4, 2010	at No. 20 Virginia Tech	L, 28-21
Oct. 29, 2011	No. 6 Clemson	W, 31-17
Nov. 10, 2011	No. 10 Virginia Tech	L, 37-26
Nov. 26, 2011	No. 13 Georgia	L, 31-17
Sept. 3, 2012	at No. 16 Virginia Tech	L, 20-17 (OT)
Oct. 6, 2012	at No. 15 Clemson	L, 47-31
Nov. 24, 2012	at No. 3 Georgia	L, 42-10
Dec. 1, 2012	vs. No. 13 Florida State	L, 21-15 #
Oct. 5, 2013	at No. 14 Miami (Fla.)	L, 45-30
Nov. 14, 2013	at No. 8 Clemson	L, 55-31
Nov. 15, 2014	No. 18 Clemson	W, 28-6
Nov. 29, 2014	at No. 9 Georgia	W, 30-24 (OT)
Dec. 6, 2014	vs. No. 2 Florida State	L, 37-35 #
Dec. 31, 2014	vs. No. 8 Mississippi State	W, 49-34^
Sept. 19, 2015	at No. 8 Notre Dame	L, 30-22
Oct. 10, 2015	at No. 6 Clemson	L, 43-24
Oct. 24, 2015	No. 9 Florida State	W, 22-16
Sept. 22, 2016	No. 5 Clemson	L, 26-7
Oct. 1, 2016	No. 14 Miami (Fla.)	L, 35-21
Nov. 5, 2016	at No. 18 North Carolina	L, 48-20
Nov. 12, 2016	at No. 18 Virginia Tech	W, 30-20
Sept. 4, 2017	vs. No. 25 Tennessee	L, 42-41 (2OT)
Oct. 14, 2017	at No. 11 Miami (Fla.)	L, 25-24
Oct. 28, 2017	at No. 7 Clemson	L, 24-10

# ACC Championship Game

^ Orange Bowl

\* Win vacated due to NCAA sanctions

**GEORGIA TECH ALL-TIME vs. AP TOP 25**

	ALL	H	A	N	BOWL
Top 25	91-171-6	48-74-4	26-84-2	16-13	16-8
vs. ACC	28-50	17-20	10-23	1-2	0-0
vs. No. 1	2-9-1	1-1-1	1-8	0-0	0-0
vs. No. 2	0-10-1	0-5-1	0-4	0-1	0-0
vs. No. 3	1-10	0-5	1-5	0-0	0-0
vs. No. 4	3-9	2-5	1-4	0-0	0-0
vs. No. 5	3-12	1-8	2-4	0-0	0-0
vs. No. 6	5-6	3-4	1-2	1-0	1-0
vs. No. 7	3-11	2-3	0-6	1-2	1-1
vs. No. 8	5-10	3-4	1-6	1-0	1-0
vs. No. 9	7-11	4-3	1-6	1-1	1-1
vs. No. 10	4-10	0-4	1-5	3-1	3-1
vs. No. 11	4-7	1-2	1-4	2-1	2-1
vs. No. 12	5-6	2-2	2-4	1-0	1-0
vs. No. 13	5-7	2-2	2-3	1-2	1-1
vs. No. 14	2-11	1-6	1-5	0-0	0-0
vs. No. 15	4-6-2	3-5-1	0-1-1	1-0	1-0
vs. No. 16	5-5-2	4-0-1	1-4-1	0-1	0-0
vs. No. 17	8-5	5-2	1-1	2-2	2-2
vs. No. 18	7-7	4-3	3-4	0-0	0-0
vs. No. 19	7-3	2-1	3-2	2-0	2-0
vs. No. 20	4-7	3-4	1-3	0-0	0-0
vs. No. 21	1-1	1-1	0-0	0-0	0-0
vs. No. 22	2-4	2-2	0-2	0-0	0-0
vs. No. 23	3-1	1-0	2-0	0-1	0-1
vs. No. 24	0-0	0-0	0-0	0-0	0-0
vs. No. 25	2-4	1-2	0-1	1-1	0-0

**ASSOCIATED PRESS TOP 25 POLL (OCT. 29)**

Team (1st-place votes)	Points	Record	Prev.
1. Alabama (59)	1,523	8-0	1
2. Georgia (2)	1,465	8-0	3
3. Ohio State	1,332	7-1	6
4. Wisconsin	1,256	8-0	5
5. Notre Dame	1,254	7-1	9
6. Clemson	1,196	7-1	7
7. Penn State	1,189	7-1	2
8. Oklahoma	1,147	7-1	10
9. Miami (Fla.)	1,075	7-0	8
10. TCU	942	7-1	4
11. Oklahoma State	936	7-1	11
12. Washington	874	7-1	12
13. Virginia Tech	837	7-1	13
14. Iowa State	670	6-2	25
15. UCF	654	7-0	18
16. Auburn	576	6-2	19
17. Southern California	562	7-2	21
18. Stanford	434	6-2	20
19. LSU	338	6-2	23
20. NC State	333	6-2	14
21. Mississippi State	279	6-2	NR
22. Memphis	270	7-1	24
23. Arizona	204	6-2	NR
24. Michigan State	136	6-2	16
25. Washington State	122	7-2	15

Others receiving votes: South Florida 98, Michigan 73, Toledo 19, West Virginia 13, South Carolina 11, San Diego State 3, Army 2, Boise State 2

**AMWAY COACHES TOP 25 POLL (OCT. 29)**

Team (1st-place votes)	Points	Record	Prev.
1. Alabama (65)	1,625	8-0	—
2. Georgia	1,549	8-0	3
3. Ohio State	1,426	7-1	6
4. Wisconsin	1,418	8-0	5
5. Clemson	1,295	7-1	7
6. Miami (Fla.)	1,238	7-0	8
7. Penn State	1,221	7-1	2
8. Notre Dame	1,212	7-1	10
9. Oklahoma	1,192	7-1	—
10. Oklahoma State	1,000	7-1	12
11. Washington	977	7-1	—
12. TCU	944	7-1	4
13. Virginia Tech	878	7-1	—
14. UCF	727	7-0	17
15. Auburn	622	6-2	19
16. Iowa State	571	6-2	NR
17. Southern California	560	7-2	21
18. Stanford	494	6-2	20
19. NC State	382	6-2	15
20. LSU	372	6-2	23
21. Memphis	288	7-1	NR
22. Mississippi State	210	6-2	NR
23. South Florida	193	7-1	14
24. Michigan	176	6-2	25
25. Arizona	153	6-2	NR

Others Receiving Votes: Michigan State 145, Washington State 127, South Carolina 53, Kentucky 33, Toledo 10, West Virginia 9, Boise State 8, San Diego State 6, Texas A&M 4, Navy 3, Troy 3, Iowa 1

Georgia Tech opponents in italics



**OFFENSE**

• Georgia Tech leads the ACC and ranks among the nation's top 20 in five different offensive statistical categories.

**GEORGIA TECH OFFENSE — NATIONAL/ACC RANKS**

Category	No.	FBS Rank	ACC Rank
Passes Had Intercepted	0	1st	1st
Time of Possession	34:52	3rd	1st
Rushing Offense	347.9 ypg	4th	1st
Passing Yards/Completion	16.27	4th	1st
Third-Down Conversions	.466	17th	1st

• Georgia Tech ranks fifth in the ACC, 19th among Power 5 conference teams and 22nd overall nationally in offensive efficiency, according to *ESPN.com* (ESPN's efficiency ratings are based on the point contributions of the unit to the team's scoring margin, on a per-play basis. The values are adjusted for strength of schedule and down-weighted for "garbage time." The scale goes from 0 to 100; the average is roughly 50).

**FBS OFFENSIVE EFFICIENCY RATINGS — ESPN.COM**

Team	Off. Efficiency
1. Oklahoma	95.8
2. Oklahoma State	89.7
3. Ohio State	87.6
4. Alabama	87.0
5. UCF	85.9
6. Arizona	85.9
7. Georgia	84.4
8. Notre Dame	83.5
9. Penn State	83.4
10. Louisville	79.9
11. West Virginia	79.5
12. Stanford	79.0
13. NC State	77.5
14. Texas Tech	77.0
15. Washington	76.0
16. LSU	75.9
17. SMU	75.9
18. Missouri	74.9
19. Clemson	74.5
20. Mississippi State	73.7
21. Miami (Fla.)	72.8
<b>22. GEORGIA TECH</b>	<b>72.7</b>
23. USC	71.4
24. TCU	70.1
25. Toledo	69.0

• The Yellow Jackets had a streak of 10-consecutive games with at least 24 points snapped in last Saturday's 24-10 loss at No. 7 Clemson. It was the fifth-longest active streak in the nation (long: 21 — USF) and the second-longest active streak in the ACC (long: 12 — Miami).

• Tech's string of 10-straight games with 24 or more points was also tied for the fourth-longest streak in program history.

**MOST CONSECUTIVE GAMES WITH 24+ POINTS — GEORGIA TECH HISTORY**

Streak	First Game	Last Game	Streak Record
16	Aug. 30, 2014	Sept. 12, 2015	13-3
15	Nov. 30, 1916	Nov. 10, 1918	15-0
11	Nov. 8, 1997	Oct. 17, 1998	8-3
<b>10</b>	<b>Nov. 12, 2016</b>	<b>Oct. 21, 2017</b>	<b>8-2</b>
10	Sept. 26, 2009	Dec. 5, 2009	9-1
10	Jan. 1, 1999	Nov. 13, 1999	8-2

• During last Saturday's loss at Clemson, Georgia Tech posted its fewest passing yards (32), rushing yards (198) and total yards (230) since its 26-7 loss to Clemson on Sept. 22 of last season (29 passing yards, 95 rushing yards, 124 total yards).

• The Yellow Jackets' 230 total yards last Saturday against Clemson were tied for their sixth-fewest in 10 seasons under head coach **Paul Johnson**, while their 32 passing yards were their eighth-fewest and their 198 rushing yards were their 19th-fewest under Johnson.

• Georgia Tech's offense burst out of the gates with one of the best offensive performances in program history versus Tennessee in the Chick-fil-A Kickoff Game on Sept. 4.

**GEORGIA TECH OFFENSE — GAME 1 vs. TENNESSEE**

Category	No.	All-Time GT Rank	Best Since
First Downs - Rushing	29	1st	—*
Rush Attempts	86	t-1st	—^
First Downs	33	2nd	2000 (UVA)
Third-Down Conversions	13	t-2nd	2012 (Duke)
Total Yards	655	3rd	2012 (Presbyterian)
Rushing Yards	535	3rd	2011 (Kansas)
Plays	96	3rd	2000 (Clemson)
Points (in a loss)	41	3rd	2014 (UNC)
Time of Possession	41:27	6th	2012 (BC)
Total Yards - Half	379 (2nd)	8th	2012 (BC)

\* Broke school record of 27 (2014 at Georgia)

^ Tied school record of 86 (1976 at Virginia)

• The Yellow Jackets' 535 rushing yards were the most ever surrendered by a Tennessee defense (prev.: 457 by Alabama in 1986).

• The Jackets' six rushing touchdowns against Tennessee were tied for the most ever surrendered by the Volunteers (happened four times previously, first time since Nebraska accomplished the feat in 1997).

• On Sept. 9 versus Jacksonville State, the passing game took center stage. Georgia Tech completed 5-of-7 passes for 112 yards and three touchdowns in the 37-10 win over JSU, good for a lofty 347.26 pass-efficiency rating.

• Georgia Tech's three touchdown passes against Jacksonville State were the Yellow Jackets' most in a game since a 35-10 win over Virginia on Nov. 1, 2014.

• The Yellow Jackets' 436 rushing yards against Pitt (Sept. 23) were their most in an ACC game since they ran for 479 yards in a 56-23 win over NC State on Oct. 18, 2014.

• The Yellow Jackets' ability to control the ball was on full display when they put together scoring drives of 18 (touchdown) and 17 (field goal) plays in the first half of their 33-7 win over North Carolina on Sept. 30.

• The 18- and 17-play drives against North Carolina marked the first time in **Paul Johnson's** 10 seasons as head coach that Georgia Tech put together multiple scoring drives of 17 plays or more.

• Georgia Tech's 18-play touchdown drive in the first quarter against UNC is tied for the ninth-longest scoring drive in school history in terms of plays. It was the longest drive by the Yellow Jackets in terms of plays since an 18-yard series resulted in a touchdown in a 42-24 win over Duke on Nov. 17, 2012.

• Georgia Tech's current 347.9-yard rushing average would break the school record of 342.1 rushing yards per game, set in 2014.

• The running game is always the backbone of Johnson's high-powered spread option offense. Since Johnson's arrival on The Flats in 2008, no team has rushed for more yards than Georgia Tech's 37,906. Johnson's former squad, Navy, is a close second with 37,720 yards.

**MOST FBS RUSHING YARDS SINCE 2008**

	Games	Yards	Yds/Gm
<b>1. Georgia Tech</b>	<b>126</b>	<b>37,906</b>	<b>300.84</b>
2. Navy	122	37,720	309.18
3. Air Force	123	37,191	302.37
4. Oregon	128	34,334	268.23

• Georgia Tech has led the ACC and finished among the top 10 nationally in rushing yardage in each of Johnson's nine full seasons as head coach.

• When Clemson outrushed Georgia Tech, 221-198, last Saturday, it marked only the 16th time in Johnson's 10 seasons as head coach that the Yellow Jackets were outgained on the ground.

• Only three times in Johnson's 10 seasons at the helm have the Yellow Jackets won a game in which they have been outrushed — two of those came last season (outrushed 176-119 in 17-14 win over Boston College on Sept. 3 and 263-226 in 28-27 win at Georgia on Nov. 26).

• In Johnson's 10 seasons at the helm, Georgia Tech has produced 15 rushers that have eclipsed the 1,000-yard plateau for their careers. That is 31.9 percent of the 47 Yellow Jackets that have amassed 1,000 career rushing yards in the 125-season history of Georgia Tech football.

**GEORGIA TECH 1,000-YARD CAREER RUSHERS UNDER PAUL JOHNSON (2008-pres.)**

GT Rank	Years at GT	Yards
6.	Jonathan Dwyer	2007-09 3,226
7.	Joshua Nesbitt	2007-10 2,806
9.	Justin Thomas	2013-16 2,412
12.	David Sims	2010-13 2,252
13.	Tevin Washington	2009-12 2,225
15.	Zach Laskey	2011-14 2,033
16.	Anthony Allen	2009-10 1,934
17.	Roddy Jones	2008-11 1,846
18.	Orwin Smith	2009-12 1,839
32.	Syniyn Days	2011-14 1,396
36.	Marcus Marshall	2015-16 1,278
39.	Robert Godhigh	2010-13 1,191
43.	Vad Lee	2012-13 1,057
45.	Embry Peoples	2008-11 1,035
<b>46.</b>	<b>Clinton Lynch</b>	<b>2005-present 1,021</b>

• Junior AB **Clinton Lynch** became Johnson's 15th 1,000-yard rusher at Georgia Tech when he eclipsed the 1,000-yard mark for his career with a team-high 71 rushing yards at Miami (Fla.) on Oct. 14. Lynch has rushed for 1,021 yards on just 104 career carries (9.8 avg.).

• Georgia Tech is the only team in the nation with two student-athletes averaging 100 rushing yards per game this season — BB **KirVonte Benson** (111.6 ypg - 16th nationally) and QB **TaQuon Marshall** (103.9 ypg - 23rd nationally).

• Despite Georgia Tech's unprecedented rushing success under Johnson, only two players have averaged 100 rushing yards per game in a game in a season during Johnson's first nine years as head coach — Dwyer (107.3 ypg - 2008) and Anthony Allen (101.2 ypg - 2010).

• Benson and Marshall rank second and third in the ACC in rushing this season (behind Louisville QB Lamar Jackson - 114.3 ypg). Benson and Marshall are both vying to become the first Yellow Jacket to lead the ACC in rushing since Jonathan Dwyer in 2008 (107.3 ypg).

• Four times in seven games this season, Marshall and Benson have both rushed for 100 yards in the same game.

**TWO 100-YARD RUSHERS IN ONE GAME — 2017**

**Sept. 4 vs. Tennessee**

QB TaQuon Marshall (249) and BB KirVonte Benson (124)

**Sept. 23 vs. Pittsburgh**

BB KirVonte Benson (196) and QB TaQuon Marshall (112)

**Sept. 30 vs. North Carolina**

QB TaQuon Marshall (137) and BB KirVonte Benson (130)

**Oct. 21 vs. Wake Forest**

QB TaQuon Marshall (163) and BB KirVonte Benson (136)

**OFFENSE**

• Georgia Tech has had multiple 100-yard rushers five times in its last 11 games overall. In addition to Marshall and Benson accomplishing the feat four times this season, QB **Matthew Jordan** (121 yards) and former BB Marcus Marshall (143) both surpassed the century mark in a 30-20 win at No. 18 Virginia Tech on Nov. 12 of last season.

• Prior to having two 100-yard rushers five times in the last 11 games, Georgia Tech had two different players gain 100 yards on the ground in the same game only 29 times in school history.

• After turning the ball over eight times in its first 284 offensive plays of the season (one turnover every 35.5 snaps), Georgia Tech has committed only one turnover in its last 212 plays.

• The Yellow Jackets went 160 offensive plays and 26 offensive possessions between its last two turnovers (a fumble in the third quarter of its 33-7 win over North Carolina on Sept. 30 and a fumble on the opening drive of last Saturday's 24-10 loss at No. 7 Clemson).

• Georgia Tech is only FBS team that has not thrown an interception this season.

• Over its past 15 games (beginning with the sixth game of last season), Georgia Tech has thrown only one interception in 151 pass attempts.

• Despite losing only one fumble over its last 38 offensive possessions, Georgia Tech's 1.43 fumbles lost per game (10 in seven contests) are still the third-most in the nation this season.

• Against Pitt (Sept. 23), Georgia Tech lost four fumbles, tied for the sixth-most in a single game in school history and the most by the Yellow Jackets since they also lost four fumbles in a 27-25 win over North Carolina on Nov. 17, 2007.

• Lost fumbles played a big part in the Yellow Jackets' 42-41, double-overtime loss to Tennessee on Sept. 4. The Jackets turned the ball over twice against the Volunteers, leading directly to 14 UT points.

• Tech's final turnover against the Vols was particularly costly — a fumble that was recovered by Tennessee at its own seven yard line with 4:50 remaining in the game and the Yellow Jackets holding a 28-21 lead. If the Jackets scored, they likely would've put the game out of reach. Instead, UT drove 93 yards in seven plays to tie the game with 1:29 to go.

• Protecting the ball is traditionally a big part of Georgia Tech's offensive success. Last season, the Yellow Jackets' 15 turnovers were tied for the 17th-fewest nationally and their four interceptions were tied for the fewest in the nation.

• Georgia Tech has played 257-consecutive games without being shut out, good for the sixth-longest active streak in NCAA Division I FBS.

• The Yellow Jackets have not been held scoreless since a 38-0 loss at No. 3 Florida State on Oct. 18, 1997.

• Even more impressively, Georgia Tech has not been blanked at home since a 7-0 loss to Georgia on Nov. 30, 1957 — good for a streak of 374-straight games played at Bobby Dodd Stadium without being shut out.

**ACTIVE STREAKS WITHOUT BEING SHUT OUT (FBS)**

	Streak	Year Began
Florida ^	368	1988
TCU	314	1992
Air Force	306	1992
Virginia Tech	291	1995
Nebraska	277	1996
<b>GEORGIA TECH</b>	<b>257</b>	<b>1997</b>
Boise State	247	1997

^ NCAA record

• Over their last 15 games (the final eight games of last season and first seven games of this season), the Yellow Jackets have punted only 54 times (3.6 per game) and have come away with points on 78 of their 176 offensive possessions (44.3 percent).

**QUARTERBACKS**

• Despite having only seven career starts under his belt, junior **TaQuon Marshall** has emerged as one of college football's most dynamic quarterbacks this season.

• With 1,215 yards of total offense (727 rushing, 488 passing) and 17 touchdowns responsible for (12 rushing, five passing) through seven games, Marshall ranks among the top 35 nationally in six different statistical categories.

• Most notably, Marshall leads the ACC in scoring (10.3 ppg), ranks second in the league in rushing touchdowns (12) and total touchdowns (12) and ranks third in the conference in rushing (103.9 ypg).

**TAQUON MARSHALL — NATIONAL/ACC RANKS**

Category	No.	FBS Rank	ACC Rank
Scoring	10.3 ppg	7th	1st
Total Rushing TDs	12	t-8th	2nd
Total TDs	12	t-11th	2nd
Rushing	103.9 ypg	23rd	3rd
Points Responsible For	14.6 ppg	32nd	5th

• No quarterback has ever won the ACC rushing title in the league's 64-year history.

• Marshall's 103.9 rushing yards per game ranks second in the ACC and fifth nationally among quarterbacks (national leader: Navy's Zach Abey - 163.1 ypg; ACC leader: Louisville's Lamar Jackson - 114.3 ypg).

**TAQUON MARSHALL - 2017 GAME-BY-GAME**

	Rush	Yds.	TD	C-A-I	Yds.	TD	Total Off.
Tennessee	44	249	5	5-9-0	120	0	369
J'Ville St.	13	25	1	5-7-0	112	3	137
Pitt	18	116	2	4-7-0	48	0	160
UNC	27	137	1	5-10-0	53	1	190
Miami	19	18	0	3-7-0	55	1	73
WF	23	163	2	5-11-0	68	0	231
Clemson	15	23	1	3-13-0	32	0	55
UVA							
VT							
Duke							
UGA							
<b>Total</b>	<b>159</b>	<b>727</b>	<b>12</b>	<b>30-64-0</b>	<b>488</b>	<b>5</b>	<b>1,215</b>

• Marshall needed just six games to become only the third quarterback in Georgia Tech history with double-digit rushing touchdowns in a single season, joining current GT graduate assistant Tevin Washington (20 in 2012, 14 in 2011) and Joshua Nesbitt (18 in 2009, 10 in 2010).

• Marshall's 12 rushing touchdowns are the most ever by a Georgia Tech quarterback in his first seven career starts (prev.: 6 by Nesbitt - 2008).

• Marshall's 12 rushing touchdowns are already the fourth-most by a quarterback in Georgia Tech single-season history.

**GEORGIA TECH RUSHING TDs BY A QUARTERBACK — SINGLE SEASON**

Player	Year	Rushing TDs
1. Tevin Washington	2012	20
2. Joshua Nesbitt	2009	18
3. Tevin Washington	2011	14
<b>4. TaQuon Marshall</b>	<b>2017</b>	<b>12</b>
5. Joshua Nesbitt	2010	10

• Marshall's 13 career rushing touchdowns are the ninth-most by a quarterback in Georgia Tech history.

**GEORGIA TECH RUSHING TDs BY A QUARTERBACK — CAREER**

Player	Years	Rushing TDs
1. Tevin Washington	2009-12	38
2. Joshua Nesbitt	2007-10	35
3. Justin Thomas	2013-16	22
4. Shawn Jones	1989-92	19
5. Joe Hamilton	1996-99	18
6. Vad Lee	2012-13	17
7. Billy Lothridge	1961-63	15
8. Danny Myers	1973-75	14
<b>9. TaQuon Marshall</b>	<b>2015-pres.</b>	<b>13</b>
10. Tippy Vann	1956-57	11
Reggie Ball	2003-06	11

• Marshall's 727 rushing yards are the most ever by a Georgia Tech quarterback in his first seven career starts (prev.: 625 by Justin Thomas - 2014).

• Marshall's 727 rushing yards are already the sixth-most by a quarterback in Georgia Tech single-season history.

**GEORGIA TECH RUSHING YARDS BY A QUARTERBACK — SINGLE SEASON**

Player	Year	Rushing Yards
1. Justin Thomas	2014	1,086
2. Joshua Nesbitt	2009	1,037
3. Tevin Washington	2011	987
4. Joshua Nesbitt	2010	737
5. Joe Hamilton	1999	734
<b>6. TaQuon Marshall</b>	<b>2017</b>	<b>727</b>
7. Joshua Nesbitt	2008	693
8. Tevin Washington	2012	684
9. Vad Lee	2012	544
10. Tevin Washington	2010	514

• With 741 career rushing yards as a quarterback, Marshall is just five yards away from moving into Georgia Tech's all-time top 10 for rushing yards by a QB.

• In recognition of his gaudy early-season numbers, Marshall was added to the official watch list for the Maxwell Award (nation's best all-around player) on Friday, Oct. 6.

• Marshall burst on the national stage with a record-setting performance versus Tennessee in the Yellow Jackets' season opener on Sept. 4.

• Making the first start of his career, Marshall set three school records and one ACC record against the Vols.

**TAQUON MARSHALL - GT/ACC RECORDS vs. TENN. RUSHING YARDS BY A QUARTERBACK — 249**

**Previous GT Record:** 199 - Eddie Prokop vs. Tulsa, 1944 Sugar Bowl  
**Previous ACC Record:** 226 - Lamar Jackson (L'ville) vs. Texas A&M, 2015 Music City Bowl

**RUSHING TOUCHDOWNS (ANY POSITION) — 5**

**Previous GT Record:** 4 - five times, most recently: Tevin Washington vs. Middle Tennessee, 2012

**RUSHING ATTEMPTS (ANY POSITION) — 44**

**Previous GT Record:** 39 - Robert Lavette vs. Tennessee, 1982 and Jerry Mays vs. Georgia, 1989

**OFFENSE**

• Marshall's 249 rushing yards against Tennessee were also the third-most in Georgia Tech history, regardless of position (behind only 356 by Eddie Lee Ivey vs. Air Force - Nov. 11, 1978 and 307 by P.J. Daniels vs. Tulsa, Humanitarian Bowl - Jan. 4, 2004).

• Marshall became the second-straight Georgia Tech quarterback to rush for 100 yards in his first-career start (**Matthew Jordan** rushed for 121 yards on 32 carries in his first-career start at Virginia Tech on Nov. 12, 2016).

• Marshall's 249 rushing yards against Tennessee are the second-most by an FBS quarterback and tied for the 11th-most by an FBS student-athlete in a game this season.

• Marshall's five rushing touchdowns against UT remained tied for the most in the nation by any student-athlete in a single game this season.

• Marshall was bottled up on the ground against Jacksonville State on Sept. 9 (25 yards on 13 carries) but turned in one of the most efficient passing performances in the nation this season against the Gamecocks, completing 5-of-7 passes for 112 yards and three touchdowns in the Yellow Jackets' 37-10 win on Sept. 9.

• Had he attempted enough passes to qualify for the national rankings (min. 15), Marshall's 347.26 pass-efficiency rating against JSU would be the second-best single-game rating in the nation this season (Appalachian State's Taylor Lamb compiled a 373.12 pass-efficiency rating against Savannah State on Sept. 9).

• Marshall's 163 rushing yards against Wake Forest on Oct. 21 were the sixth-most by a quarterback in school history.

**GEORGIA TECH RUSHING YARDS BY A QUARTERBACK — SINGLE GAME**

Player	Yards	Opponent	Year
1. <b>TaQuon Marshall</b>	<b>249</b>	<b>Tennessee</b>	<b>2017</b>
2. Eddie Prokop	199	Tulsa	1943*
3. Justin Thomas	195	Duke	2016
4. Tevin Washington	176	Clemson	2011
5. Justin Thomas	165	Virginia Tech	2014
6. <b>TaQuon Marshall</b>	<b>163</b>	<b>Wake Forest</b>	<b>2017</b>

\* 1944 Sugar Bowl

• Despite Marshall's early-season heroics, Georgia Tech still has one of the nation's most inexperienced quarterback groups, as the signal-callers on the Yellow Jackets' roster have combined for just eight career starts (coming into the season, Tech's quarterbacks had combined for just one start).

• Georgia Tech was one of only 12 teams in the nation whose quarterbacks had combined for one career start or less coming into 2017 (*research courtesy of Temple University*).

• The Yellow Jackets were the only team in the ACC whose quarterbacks had combined for less than three career starts coming into the season.

• The Jackets' 43 combined career appearances by their signal-callers are a bit misleading, as only nine of Marshall's 18 career games have come at quarterback (he played in nine games as an A-back in 2015 before making two appearances as a QB last season) and four of redshirt freshman **Lucas Johnson's** five career appearances have come strictly as a holder on place kicks.

• The most experienced quarterback on Tech's roster is Jordan, a junior who has appeared in 19 career games, primarily as three-year starter Justin Thomas' top backup the past two seasons.

• Jordan's only start came on Nov. 12 of last season at Virginia Tech. He led Georgia Tech to scores in 6-of-13 possessions (not including a kneel-down on the final play of the game) and an impressive 30-20 win over the 18th-ranked Hokies.

• Jordan ran for 121 yards and two touchdowns on 32 carries in the win at Virginia Tech (all career highs — prev.: 72 yds. vs. Tulane, Sept. 12, 2015; 28 carries at Miami, Nov. 21, 2015; 2 TD vs. Mercer, Sept. 10, 2016).

• Despite only seeing limited action aside from the winning effort at Virginia Tech, Jordan has accounted for 11 touchdowns (nine rushing, two passing) in 19 career games.

• Jordan's six rushing touchdowns as a sophomore last season were tied for 16th in the ACC and were the most by any returner to Georgia Tech's roster in 2017.

• Johnson made his collegiate debut in the fourth quarter of Georgia Tech's 37-10 win over Jacksonville State on Sept. 9. He did not record any statistics.

• Another talented redshirt freshman, **Jay Jones**, made his collegiate debut in the fourth quarter of Tech's 35-17 win over Pittsburgh (Sept. 23). He ran twice for nine yards.

**RUNNING BACKS**

• In addition to Marshall at quarterback, Georgia Tech has another entry among the ACC and national rushing leaders in B-back **KirVonte Benson**.

• Benson ranks second in the ACC and 16th nationally with 111.6 rushing yards per game this season.

• In addition to ranking second in the ACC in rushing yards per game, Benson is third in the conference with a 5.87 yards-per-carry average.

• Like Marshall, Benson has made the first seven starts of his career this season. He did not have a collegiate carry prior to the 2017 campaign.

• Benson was one of the Yellow Jackets' few bright spots in last Saturday's 24-10 loss at No. 7 Clemson, as he ran for a game-high 129 yards on just 16 carries (8.1 avg.).

• Benson is the only player to rush for 100 yards against Clemson this season.

• In fact, only two other *teams* have rushed for as many yards against Clemson this season as Benson did alone (Syracuse - 162, Wake Forest - 133).

• Benson's 65-yard run that set up a Georgia Tech field goal in the first quarter at Clemson was the longest of his career (prev.: 63 vs. North Carolina, Sept. 30, 2017) and the longest allowed by Clemson this season (prev.: 45 by Syracuse's Eric Dungey, Oct. 13).

• Over the past three games, with Georgia Tech facing three of the nation's top six teams in terms of tackles for loss (Wake Forest - first; Miami - third; Clemson - sixth), Benson has had just one negative carry (for minus-one yard) in 49 attempts.

• Benson rushed for 196 yards and two touchdowns on 29 carries (all career highs) in Georgia Tech's 35-17 win over Pittsburgh (Sept. 23).

• Benson's 196 rushing yards against Pitt are tied for the 16th-most in Georgia Tech single-game history and are the most by a B-back in head coach **Paul Johnson's**

10 seasons as head coach (prev.: 195 - Anthony Allen vs. Virginia, Oct. 9, 2010).

• Benson torched Tennessee for 124 yards on 26 carries in the season opener, becoming the first Georgia Tech running back to rush for 100 yards in his first-career start since Marcus Marshall versus Pitt on Oct. 17, 2015 (159 yards on 10 carries).

**KIRVONTE BENSON - 2017 GAME-BY-GAME**

	Rush	Yds.	TD	Rec.	Yds.	TD	All-Purp.
Tennessee	26	124	1	0	0	0	124
Jax State	11	26	0	0	0	0	26
Pitt	29	196	2	1	9	0	205
UNC	18	130	1	0	0	0	130
Miami	7	40	0	0	0	0	40
WF	26	136	1	1	7	0	143
Clemson	16	129	0	0	0	0	129
UVA							
VT							
Duke							
UGA							
<b>Total</b>	<b>133</b>	<b>781</b>	<b>5</b>	<b>2</b>	<b>16</b>	<b>0</b>	<b>797</b>

• Against Jacksonville State (Sept. 9), Georgia Tech's leading rusher was true freshman B-back **Jerry Howard**, who ran for 82 yards on just six carries (13.7 avg.) in his collegiate debut.

• Howard's 65-yard touchdown run in the third quarter of the win over JSU (which came on the second carry of his career) was the longest by a Georgia Tech true freshman since Jonathan Dwyer also had a 65-yard touchdown run vs. Samford on Sept. 8, 2007.

• Howard is fourth on the team with 168 rushing yards this season and his 8.4 yards per carry lead the team among runners with more than one attempt.

• Coming into the season, the B-backs on the Yellow Jackets' roster had combined for just one career carry (a zero-yard tote by **Quaide Weimerskirch** on Sept. 10 of last season vs. Mercer).

• Weimerskirch's 19-yard touchdown run in the third quarter of Georgia Tech's win over Pitt (Sept. 23) was the longest rush of his career and his first-career touchdown.

• Weimerskirch had a career-high six carries at Miami (Oct. 14) after Benson left the game due to a lower-body injury.

• Conversely, A-back was the most experienced offensive position on Georgia Tech's roster coming into the season, as the Yellow Jackets' returned their top three performers from a year ago — senior **J.J. Green** and juniors **Clinton Lynch** and **Qua Searcy**.

• A threat to go the distance every time he touches the ball, Lynch ranks second on the team in yards per rush (7.8) and yards per reception (21.5) this season. He is averaging a team-best 9.1 yards per offensive touch (149 rushing yards on 19 carries, 43 receiving yards on two receptions).

• On Oct. 14 at Miami (Fla.), Lynch led Georgia Tech with 71 rushing yards on just five carries (14.2 avg.). In the process, he became the 47th student-athlete in program history and the 15th under head coach **Paul Johnson** to eclipse the 1,000-yard mark in career rushing.

• Lynch's 1,021 career rushing yards have come on just 104 carries, good for a gaudy 9.8-yard career average.

• Last season, Lynch led the Yellow Jackets in all-purpose yards (905) and receiving yards (490), ranked second on the team in touchdowns (8) and was the team's fourth-leading



**OFFENSE**

rusher (415 yards). His 905 all-purpose yards came on just 53 touches (37 carries, 16 receptions), good for a spectacular 17.1 yards per touch. He averaged 11.2 yards per rush and 30.6 yards per reception, both team highs (min. three rushes/receptions).

- Lynch led the ACC in both yards per rush (11.2) and yards of total offense per play (11.2) in 2016.

- Since the beginning of last season, 20 of Lynch's 74 touches have gone for 20 yards or more (10 rushes, 10 receptions — 27.0 percent) and eight of his 74 touches have gone for 40 yards or more (three rushes, five receptions — 10.8 percent).

- Six of Lynch's eight touchdowns last season covered 40 yards or more.

- Lynch's 83-yard touchdown reception at North Carolina on Nov. 5 of last season remains Georgia Tech's longest play from scrimmage since a 95-yard touchdown run by Orwin Smith vs. Kansas on Sept. 17, 2011, the sixth-longest reception in Georgia Tech history and the longest reception by a Yellow Jacket since Embry Peeples' 87-yard catch from Joshua Nesbitt at Vanderbilt on Oct. 31, 2009.

- Searcy leads Georgia Tech's A-backs in rushing (192 yards) and receiving (61 yards) this season.

- Searcy's 253 all-purpose yards this season have come on just 28 touches (26 carries, two receptions), good for 9.0 yards per touch.

- Searcy racked up 76 yards on just seven touches, including a career-best 42-yard reception that set up a touchdown and a 5.7-yard rushing average, in the season opener against Tennessee (Sept. 4).

- Against Wake Forest (Oct. 21), Searcy ran for a season-high 57 yards on five carries, including his first touchdown of the season on a 42-yard run. His 11.4 yards-per-rush average was also a season high.

- Searcy's 91 rushing yards against Mercer on Sept. 10 of last season remain the most by a Georgia Tech A-back since Robert Godhigh ran for 126 yards in a 55-31 defeat at Clemson on Nov. 14, 2013.

- Green has made the most of his 17 touches this season, averaging 8.2 yards per touch with three touchdowns (two receiving, one rushing).

- Green scored both of Georgia Tech's offensive touchdowns on Oct. 14 at Miami (Fla.) on a five-yard run and a three-yard reception.

- With two rushing touchdowns, two receiving touchdowns and a kickoff-return touchdown in his two seasons as a Yellow Jacket, Green is the first Georgia Tech student-athlete to score touchdowns via rush, reception and kickoff return since Drew Hill accomplished the feat from 1975-78 (two rushing TDs, eight receiving TDs, two kickoff return TDs).

- Rounding out the Yellow Jackets' four-man rotation at A-back is sophomore **Nathan Cottrell**. Cottrell has rushed 23 times for 145 yards (6.3 avg.) this season.

- In all, three of the Yellow Jackets' four primary A-backs are averaging at least eight yards per offensive touch this season and all four are averaging at least six yards per offensive touch (Lynch - 9.1, Searcy - 9.0, Green - 8.2 and Cottrell - 6.3).

**WIDE RECEIVERS**

- Georgia Tech boasts a pair of veteran starting wide receivers in senior **Ricky Jeune** and junior **Brad Stewart**.

- Jeune, a fifth-year senior, has started 32-straight games for the Yellow Jackets, dating back to the beginning of the 2015 season.

- Jeune's senior season is off to a stellar start, as he has caught 17 passes for 284 yards and three touchdowns through seven games.

- Jeune ranks fifth in the ACC and 52nd nationally with 16.7 yards per reception this season.

- Jeune is just one touchdown catch shy of his single-season career high of four, set as a sophomore in 2015.

- Jeune recorded the first multi-touchdown game of his career with touchdown receptions of 27 and 23 yards versus Jacksonville State on Sept. 9.

- Jeune's two-touchdown game versus Jacksonville State was the first by a Georgia Tech wide receiver in more than three years (DeAndre Smelter vs. Wofford, Aug. 30, 2014).

- Jeune's senior campaign got off to a strong start with two catches for 55 yards in the season opener against Tennessee (Sept. 4), including a 44-yarder that helped set up Georgia Tech's first touchdown of the season. The 44-yard catch was the third-longest of his career.

- Jeune has been held without a catch only three times in his 32 career starts.

- Jeune picked up 30 rushing yards on the second carry of his career (a reverse) on Oct. 21 versus Wake Forest.

- The 30-yard rush actually lowered Jeune's career yards-per-rush average to 35.5. His first rush was a 40-yard gain at North Carolina on Nov. 5, 2016.

- Stewart has caught three passes for 39 yards over the first seven games of his junior campaign. Two of the three receptions came in the Sept. 4 season opener against Tennessee.

- Stewart was named to the 2016 College Sports Information Directors of America (CoSIDA) Academic All-District Team for District 4, which consists of all Division I programs in Alabama, Florida, Georgia and South Carolina. In addition to his exploits on the field, Stewart boasts a 3.58 cumulative grade point average in mechanical engineering.

- Between them, Jeune and Stewart have accounted for 95 of the 110 receptions, 1,745 of the 1,989 receiving yards and nine of the 11 touchdown catches amassed by Georgia Tech wide receivers since the beginning of the 2015 season.

**OFFENSIVE LINE**

- Seven different offensive linemen boast starting experience for Georgia Tech. Those seven have combined for a total of 89 starts over 170 career games.

**GEORGIA TECH OFFENSIVE LINE START CHART**

	Career Games	Career Starts	2017 Starts	Consec. Starts
RG Shamire Devine	44	21	5	2
RT/LT Andrew Marshall *	33	9	—	—
RG/LG/LT Will Bryan	30	22	5	1
LG Parker Braun	19	15	7	15
RT Jake Stickler	16	6	6	—
LT Jahaziel Lee	16	8	5	3
C Kenny Cooper	12	8	7	7
<b>TOTALS</b>	<b>170</b>	<b>89</b>	<b>35</b>	<b>-</b>

\* out for season with injury

- Behind its offensive line, Georgia Tech leads the ACC and ranks fourth nationally in rushing offense this season (347.9 ypg).

- A Yellow Jacket has been named ACC Offensive Lineman of the Week following three of Georgia Tech's last five games — sophomore left guard **Parker Braun** (Sept. 23 vs. Pittsburgh), sophomore center **Kenny Cooper** (Sept. 30 vs. North Carolina) and senior right guard **Shamire Devine** (Oct. 21 vs. Wake Forest).

- Braun took 22 Pitt defenders to the ground and was named ACC Offensive Lineman of the Week for the second time in his first 11 career starts. Braun helped pave the way for the Yellow Jackets to run for 436 yards in the 35-17 win over Pitt, its most in an ACC game since it amassed 479 yards on the ground in a 56-23 win over NC State on Oct. 18, 2014.

- Cooper was named ACC Offensive Lineman of the Week one week after Braun claimed the award by taking 10 defenders to the ground and helping Georgia Tech run for 403 yards in its 33-7 win over North Carolina. The award came in Cooper's fifth-career start.

- Devine earned the first conference honor of his career after recording 10 knockdowns, most at the point of attack, while helping the Jackets rush for 427 yards in their 38-24 win over Wake Forest.

- Braun became the first Georgia Tech freshman to ever be named ACC Offensive Lineman of the Week after compiling 10 knockdowns and paving the way for Tech's 309 rushing yards in the Yellow Jackets' 30-20 win at No. 18 Virginia Tech on Nov. 12 of last season.

- Braun established himself as one of the nation's top young linemen in 2016, which was validated by him being named to *ESPN.com*'s true freshman all-America team.

- The Yellow Jackets benefit from the fact that three true freshmen were a part of the starting lineup at some point of last season. In addition to Braun starting the final eight games of the 2016 season at left guard, **Jahaziel Lee** made three starts at left tackle (Oct. 15 vs. GS, Oct. 29 vs. Duke, Nov. 12 at Virginia Tech) and Cooper started at center on Nov. 12 at Virginia Tech.

- Georgia Tech's offensive line paved the way for the Yellow Jackets to lead the ACC and finish ninth nationally in rushing offense last season. The Jackets' offensive front also ranked second in the ACC and 17th nationally in fewest sacks allowed (1.23 per game) in 2016.



**DEFENSE**

- Georgia Tech ranks third in the ACC and 26th nationally in total defense, allowing 330.1 yards per game.
- In all, the Yellow Jackets rank among the nation's top 35 in four different defensive statistical categories.

**GEORGIA TECH DEFENSE — NATIONAL/ACC RANKS**

Category	No.	FBS Rank	ACC Rank
First Downs Allowed	119	8th	2nd
3rd-Down Conv. Defense	.279	10th	3rd
Total Defense	330.1 ypg	26th	3rd
Rushing Defense	131.7 ypg	35th	5th

- The Jackets have forced 37 three-and-outs on their 86 defensive series this season (43.0 percent). Last season, Georgia Tech forced a total of 24 three-and-outs through 13 games.
- Georgia Tech ranks seventh nationally in percentage of defensive series that have ended in three-and-outs (*research courtesy of Auburn University*).

**NCAA DIVISION I FBS DEFENSIVE THREE-AND-OUTS — 2017**

Team	3-and-Outs	Def. Series	Pct.
1. Michigan	54	100	.540
2. Alabama	47	98	.480
3. Indiana	54	121	.446
4. Mississippi State	46	104	.442
5. Appalachian State	47	107	.439
6. Clemson	45	103	.437
<b>7. GEORGIA TECH</b>	<b>37</b>	<b>86</b>	<b>.430</b>
8. Auburn	43	101	.426
9. Texas A&M	46	111	.414
10. San Diego State	45	109	.413

- Aided by an offense that ranks third nationally in time of possession and its own prowess in getting off the field, Georgia Tech's defense has limited opponents to an average of just 65.7 offensive plays per game this season, the 16th-fewest faced by any defensive unit in the nation.

- Over the course of its last 11 games (the final four games of last season and their first seven games of this season), Georgia Tech has forced 18 turnovers that have led directly to 71 points. By contrast, over the first nine games of last season, the Yellow Jackets forced nine turnovers that led to just 14 points.

- Georgia Tech's defense has also put more pressure on the quarterback over the course of the last 11 games. During the past 11 contests, the Yellow Jackets have recorded 24 sacks, including five against Jacksonville State on Sept. 9 and three versus Pittsburgh on Sept. 23 and at Miami (Fla.) on Oct. 14. Over the first nine games of last season, the Yellow Jackets had a total of just eight sacks and did not record more than two in any game.

**GEORGIA TECH DEFENSE — 2016-17**

**Last 11 Games (final four of 2016, first seven of 2017)**

Sacks	Takeaways	Interceptions	Pts. Off T' Overs
24	18	11	71

**First 9 Games of 2016**

Sacks	Takeaways	Interceptions	Pts. Off T' Overs
8	9	4	14

- Pittsburgh's 235 total yards on Sept. 23 were the fewest that Georgia Tech has allowed in an ACC game since Clemson managed just 190 yards in the Yellow Jackets' 28-6 victory on Nov. 15, 2014.
- Pitt's 37 rushing yards were the fewest surrendered by Tech in any game since Virginia ran for only 22 yards in the Jackets' 35-10 triumph on Nov. 1, 2014.

- Jacksonville State's 189 yards on Sept. 9 were the fewest that Georgia Tech has surrendered in a game since it limited North Carolina to just 154 yards in a 24-7 victory on Sept. 26, 2009.

- JSU's 73 passing yards were the fewest that Tech has allowed since Clemson threw for just 59 yards in the Jackets' 28-6 victory on Nov. 15, 2014.

- During its four wins this season, Georgia Tech's defense has been especially stout as it settles into the game.

- **Sept. 9 vs. Jacksonville State:** JSU registered 90 yards over its first two possessions but recorded just 99 yards the rest of the game.
- **Sept. 23 vs. Pittsburgh:** Pitt drove 78 yards for a touchdown on its opening series but managed just 157 yards the rest of the game.
- **Sept. 30 vs. North Carolina:** UNC managed just 38 yards and committed two turnovers over its first five possessions of the second half.
- **Oct. 21 vs. Wake Forest:** After rushing for 93 yards and scoring touchdowns on its final three possessions of the first half, Wake managed just 17 rushing yards and three points after the break.

- Conversely, Georgia Tech's defense started red-hot against Tennessee on Sept. 4 and Miami (Fla.) on Oct. 14 but struggled down the stretch of each game, both one-point defeats.

**GEORGIA TECH DEFENSE — GAME 1 vs. TENNESSEE**

**First 41:46 of regulation**

Series	Yards	Touchdowns	3-&-Outs
7	109	1	4

**Final 18:14 of regulation plus overtime periods**

Series	Yards	Touchdowns	3-&-Outs
6	278	5	1

**GEORGIA TECH DEFENSE — GAME 5 AT MIAMI**

**First 39:08**

Series	Yards	Yds./Play	3-&-Outs
7	189	4.5	3

**Final 20:52**

Series	Yards	Yds./Play	3-&-Outs
5	267	7.4	0

**DEFENSIVE LINE**

- Despite losing a total of 60 career starts with the graduation of tackles **Patrick Gamble** and **Francis Kallon** and end **Rod Rook-Chungong** following the conclusion of last season, Georgia Tech still boasts a combined 75 career starts along its defensive line, thanks in large part to senior end **KeShun Freeman** (44 career starts).

- While Freeman draws a lot of attention at one defensive end position, the most production has been coming from the other end position, where junior **Anree Saint-Amour** and senior **Antonio Simmons** split snaps. The duo has combined for seven sacks, 11.5 tackles for loss and eight quarterback hurries through seven games.

- Last Saturday at No. 7 Clemson, Saint-Amour and Simmons both recorded career highs with seven and six tackles, respectively.

- Simmons ranks fifth in the ACC and is tied for 43rd nationally with .64 sacks per game (4.5 total) while Saint-Amour is tied for 26th in the conference with .36 sacks per game (2.5 total).

- Simmons is also tied for 22nd in the ACC with .93 tackles for loss per game (6.5 total) while Saint-Amour ranks 51st in the ACC with .71 TFL/game (5.0 total).

- Simmons ranks second in the ACC and 36th nationally with two forced fumbles.

**ANTONIO SIMMONS/ANREE SAINT-AMOUR — 2017**

Game	Simmons		Saint-Amour	
	Sacks	TFL	Sacks	TFL
Tennessee	—	—	—	—
Jax State	—	1.0	2.0	3.0
Pitt	2.0	2.0	—	1.0
UNC	1.0	1.0	—	—
Miami	1.5	1.5	0.5	1.0
WF	—	—	—	—
Clemson	—	1.0	—	—
UVA	—	—	—	—
VT	—	—	—	—
Duke	—	—	—	—
UGA	—	—	—	—
<b>Total</b>	<b>4.5</b>	<b>6.5</b>	<b>2.5</b>	<b>5.0</b>

- Between them, Georgia Tech's top three defensive ends have combined for 21 career sacks — Saint-Amour - 7.5; Freeman - 7.0; Simmons - 6.5.

- A four-year starter with 46-straight appearances and 42-consecutive starts under his belt, Freeman leads all Yellow Jackets with 19.5 career tackles for loss to go along with his seven career sacks.

- One of the team's unquestioned leaders, Freeman received one of college football's highest honors last year when he was one of 25 football student-athletes across the nation named to the 2016 Allstate AFCA Good Works Team in recognition of his exemplary service to the community.

**LINEBACKERS**

- Junior outside linebacker **Victor Alexander** leads Georgia Tech with 37 tackles this season.

- Despite missing the second half versus Miami (Oct. 14) and the entire game versus Wake Forest (Oct. 21) due to a lower-body injury, junior middle linebacker **Brant Mitchell** still ranks sixth on the team with 23 tackles.

- Alexander and Mitchell serve as the primary starters in Georgia Tech's nickel scheme.

- Alexander has started each of the last six games (the first starts of his career) and has responded with seven tackles against Jacksonville State (Sept. 9), five against North Carolina (Sept. 30), five at Miami (Oct. 14), a team-high-tying six against Wake Forest (Oct. 21) and a career-high 10 last Saturday at Clemson.

- Alexander recorded the first sack of his career against Wake Forest on Oct. 21 and it was a big one — it came on fourth-and-four at the GT 34 yard line with the Yellow Jackets clinging to a 25-24 lead late in the third quarter.

- In his second year as a full-time starter, Mitchell is the Yellow Jackets' most experienced linebacker. He recorded 33 tackles and two interceptions over the final four games of the 2016 campaign (all Georgia Tech wins), giving him 56 stops over his past 10 contests (including his six games this season).

- Mitchell missed a game for the first time in his career when he sat out of the Jackets' win over Wake Forest (Oct. 21) due to a lower-body injury.

- **Terrell Lewis**, the only senior among Tech's linebacking corps, is tied for 10th on the team with 19 tackles this season.

- Lewis led all tacklers with five in Georgia Tech's 35-17 victory over Pittsburgh (Sept. 23).

**DEFENSE**

- Linebacker is one of two positions where the Yellow Jackets have two true freshmen listed on the two-deep — **Bruce Jordan-Swilling** and **T.D. Roof** (listed as top backups to Mitchell and Alexander, respectively).
- After Mitchell sustained his injury at Miami (Fla.) on Oct. 14, Jordan-Swilling saw the most playing time of his career at middle linebacker. He responded with a career-high and team-high-tying seven tackles.
- Against Wake Forest on Oct. 21, Jordan-Swilling made perhaps the biggest tackle of the game, a fourth-and-one stop at the GT 21 yard line that preserved the Yellow Jackets' 31-24 lead with 3:44 remaining in the contest.
- On Sept. 9 against Jacksonville State, Roof (the son of Georgia Tech defensive coordinator **Ted Roof**) notched the first two sacks of his career in the second half of the Yellow Jackets' 37-10 victory.
- With his two sacks against JSU, Roof remains third on the team and tied for 35th in the ACC at .29 sacks per game.

**DEFENSIVE BACKS**

- On defense, Georgia Tech's most experienced position group is in the secondary, where the Jackets returned all five starters from last season — Sr. SS **Corey Griffin, Jr.**, FS **A.J. Gray**, Sr. CB **Lance Austin**, Sr. CB **Step Durham** and Sr. NIC **Lawrence Austin**.

- The five starters in the secondary have combined for 108 career starts.

- Through seven games this season, the group has combined for 142 tackles, five interceptions and 17 pass breakups.

- All five rank among Georgia Tech's top seven tacklers this season — Gray (second - 35), Griffin (third - 32), Law. Austin (fourth - 28), Durham (fifth - 25) and Lan. Austin (t-seventh - 22).

- Gray set a career high with 10 tackles in last Saturday's 24-10 loss at No. 7 Clemson (prev.: 9 - twice).

- Gray became the latest Yellow Jacket to be honored as ACC Defensive Back of the Week when he received the award following Georgia Tech's 33-7 win over North Carolina (Sept. 30). Gray, who had one career interception going into the game, picked off two passes en route to earning the recognition.

- Yellow Jackets have been named the ACC Defensive Back of the Week following four of Georgia Tech's last 10 regular-season games.

**GT'S ACC DBs OF THE WEEK — SINCE 11/12/16**
**Nov. 12, 2016 at Virginia Tech**

NIC Lawrence Austin

**Nov. 19, 2016 vs. Virginia**

CB Lance Austin

**Nov. 26, 2016 at Georgia**

CB Lance Austin

**Sept. 30, 2017 vs. North Carolina**

FS A.J. Gray

- Gray's .29 interceptions per game (two in seven games) are tied for eighth in the ACC.

- Durham leads the team and is tied for 25th in the ACC with four pass breakups.

- Lawrence Austin and Lance Austin are tied for second on the team and 44th in the ACC with three pass breakups apiece.

- The Austins (twin brothers) led the team and tied for seventh in the ACC with three interceptions apiece in 2016.
- Lance Austin also led the ACC and tied for 15th nationally with 15 passes defended a season ago.

**2017 HONORS AND AWARDS**
**Manning Award Star of the Week**

 Jr. QB TaQuon Marshall  
 Sept. 4 vs. Tennessee

**Davey O'Brien Award "Great 8"**

 Jr. QB TaQuon Marshall  
 Sept. 4 vs. Tennessee

**ACC Offensive Back of the Week**

 Jr. QB TaQuon Marshall  
 Sept. 4 vs. Tennessee

**ACC Offensive Lineman of the Week**

 So. LG Parker Braun  
 Sept. 23 vs. Pittsburgh  
 So. C Kenny Cooper  
 Sept. 30 vs. North Carolina  
 Sr. RG Shamire Devine  
 Oct. 21 vs. Wake Forest

**ACC Defensive Back of the Week**

 Jr. FS A.J. Gray  
 Sept. 30 vs. North Carolina

**Bobby Dodd Trophy Watch List** (Coach)

Head Coach Paul Johnson

**Maxwell Award Watch List** (Player)

Jr. QB TaQuon Marshall

**Outland Trophy Watch List** (Interior Lineman)

So. OL Parker Braun

**Ray Guy Award Watch List** (Punter)

Fr. P Pressley Harvin III

**Earl Campbell Award Watch List**

 (Offensive Player In or From Texas)  
 So. OL Parker Braun

**Allstate AFCA Good Works Team Nominee**

 (Community Service)  
 Jr. QB Matthew Jordan

**Wuerrfel Trophy Nominee** (Community Service)

Sr. DE KeShun Freeman

**SPECIAL TEAMS**

- Despite having not blocked a kick yet this season, Georgia Tech's 18 blocked kicks since the beginning of the 2013 season are the fifth-most by an FBS team during that span.

**MOST BLOCKED KICKS SINCE 2013 (FBS)**

BYU	20
Oklahoma State	20
Temple	19
Air Force	19
<b>GEORGIA TECH</b>	<b>18</b>
Rutgers	17
Alabama	16
Indiana	16
Arkansas State	15
Kansas State	15
Mississippi State	15
North Texas	15
SMU	14
Boise State	13
Southern California	13
Southern Miss	13
Notre Dame	12

- The Yellow Jackets blocked four kicks last season, which was tied for 13th nationally.

- Georgia Tech is one of only six FBS programs without anyone on their roster who attempted a field goal or a punt at the collegiate level prior to this season, joining Arizona State, Hawaii, Troy, UAB and Virginia (*research courtesy of the University of Virginia*).

- In the punting game, Georgia Tech's inexperience has not been evident, as true freshman and Ray Guy Award candidate **Pressley Harvin III** has compiled a 46.0-yard average over the first seven games of his career.

- Harvin leads all true freshmen and ranks seventh nationally overall with a 46.0-yard punting average this season.

**NCAA DIVISION I FBS PUNTING LEADERS — 2017**

	Name	Yr.	School	Avg.
1.	Johnny Townsend	Sr.	Florida	49.5
2.	Corey Bojorquez	Sr.	New Mexico	48.7
3.	Michael Dickson	Jr.	Texas	48.4
4.	Trevor Daniel	Sr.	Tennessee	47.0
5.	Tom Sheldon	So.	North Carolina	46.8
6.	Cade Coffey	r-Fr.	Idaho	46.5
<b>7.</b>	<b>Pressley Harvin III</b>	<b>Fr.</b>	<b>Georgia Tech</b>	<b>46.0</b>
—				
36.	Oscar Bradburn	Fr.	Virginia Tech	43.3

- Harvin's 46.0-yard average is currently the highest in Georgia Tech single-season history (record: 45.6 — Rodney Williams, 1997).

- Harvin is on pace to shatter the Yellow Jackets' freshman record of 43.8 yards per punt (Dan Dyke, 1999).

- Of Harvin's 30 punts, 11 have traveled 50-plus yards (36.7 percent), 11 have been downed inside the 20 yard line (36.7 pct.), nine have been fair-caught (30 pct.) and 20 have not been returned (66.7 pct.).

- Making Harvin's freshman campaign even more impressive is that two of his best performances have come in less-than-ideal conditions for punting — he recorded career-bests with a 62-yard punt and four kicks downed inside the 20 yard line at Miami (Fla.) on Oct. 14 and had five punts that traveled 50 yards or more and three downed inside the 20 last Saturday at Clemson. The majority of both games were played during heavy rain storms.

- Harvin boomed a 56-yard punt on his first collegiate kick versus Tennessee on Sept. 4.

**SPECIAL TEAMS**

- Harvin was added to the official watch list for the 2017 Ray Guy Award (presented to the nation's top punter) on Oct. 30.
- Georgia Tech's place-kicking duties are also being handled by a true freshman, as **Brenton King** has become Tech's starting place kicker following a season-ending knee injury sustained by sophomore **Shawn Davis** on a kickoff at Miami (Fla.) on Oct. 14.
- King is a perfect 5-for-5 on field-goal attempts in his short career, including 4-for-4 in two-and-a-half games since Davis' season-ending injury.
- Davis had rebounded from a pair of misses in the season opener against Tennessee to split the uprights on the last two attempts of his injury-shortened campaign — a 34-yarder versus Jacksonville State (Sept. 9) and a 21-yarder against North Carolina (Sept. 30).

• Georgia Tech scored its first special-teams touchdown of the season at Miami (Fla.) on Oct. 14 when **Lamont Simmons** returned Miami's botched onside-kick attempt to open the second half 42 yards for a score.

• Simmons' kick return touchdown at Miami was Georgia Tech's second in just over a calendar year. On Oct. 8 of last season at Pittsburgh, **J.J. Green** returned a kickoff 96 yards for a touchdown. It was Georgia Tech's first kickoff return for a touchdown since Jamal Golden's 100-yarder versus North Carolina on Nov. 10, 2012 and was the eighth-longest kick return in program history.

**LONGEST KICKOFF RETURNS IN GT HISTORY**

Yds.	Name	Opponent	Date
1. 100 (t)	Drew Hill	at Georgia	Dec. 2, 1978
100 (t)	Dez White	at Maryland	Oct. 31, 1998
100 (t)	Jamal Golden	at UNC	Nov. 10, 2012
4. 99 (t)	Gary Lee	NC State	Oct. 11, 1986
5. 97 (t)	Eddie Lee Ivery	at N. Dame	Nov. 5, 1977
97 (t)	Drew Hill	at Auburn	Oct. 21, 1978
97 (t)	Jamal Golden	BYU	Oct. 27, 2012
<b>8. 96 (t)</b>	<b>J.J. Green</b>	<b>at Pitt</b>	<b>Oct. 8, 2016</b>
9. 95	Cory Collier	at Duke	Oct. 29, 1983
95 (t)	Gary Lee	Georgia	Nov. 30, 1985
95 (t)	Dez White	at Duke	Nov. 15, 1997

(t) denotes touchdown

• With two rushing touchdowns, two receiving touchdowns and a kickoff-return touchdown in his two seasons as a Yellow Jacket, Green is the first Georgia Tech student-athlete to score touchdowns via rush, reception and kickoff return since Drew Hill accomplished the feat from 1975-78 (two rushing TDs, eight receiving TDs, two kickoff return TDs).

**MISCELLANEOUS**

- Georgia Tech is only the 10th team in ACC history with two one-point losses in the same season (a 42-41 double-overtime loss to No. 25 Tennessee on Sept. 4 and a 25-24 loss at No. 11 Miami on Oct. 14).

**TWO ONE-POINT LOSSES IN A SINGLE SEASON — ACC HISTORY**

Year	Team
1964	North Carolina
1968	Wake Forest
1980	Wake Forest
1982	Maryland
1994	Duke
<b>1995</b>	<b>GEORGIA TECH</b>
1995	Virginia
2006	Clemson
2006	Duke
<b>2017</b>	<b>GEORGIA TECH</b>

• Georgia Tech, which faced the nation's eighth-toughest schedule coming into the season based on opponents' winning percentage in 2016 (research courtesy of Syracuse University), now faces the 10th-toughest remaining schedule in NCAA Division I FBS.

**Toughest Remaining Schedules — 2017 NCAA Division I FBS**

Team	Remaining Opp.	Combined Win %
South Carolina		.773
Notre Dame		.750
Auburn		.733
Minnesota		.719
Alabama		.714
Michigan		.710
Stanford		.710
SMU		.740
Virginia		.740
<b>GEORGIA TECH</b>		<b>.690</b>

• Of the four teams remaining on Georgia Tech's regular-season schedule, two are ranked among the nation's top 15 in this week's Associated Press poll — No. 2 Georgia (Nov. 25) and No. 13 Virginia Tech (Nov. 11).

• Additionally, the Yellow Jackets have squared off with teams currently ranked in the AP top 10 twice in their past three games — No. 9 Miami (Oct. 14) and No. 6 Clemson (last Saturday).

• Georgia Tech is one of only 28 FBS programs with nine opponents on its 2017 schedule that played in a bowl game in 2016 (research courtesy of Utah State University).

• In all, 10 of the Yellow Jackets' 12 opponents in 2017 advanced to the postseason in 2016. In addition to the nine 2016 bowl teams on the Jackets' '17 schedule (Tennessee, UCF, Pitt, North Carolina, Miami, Wake Forest, Clemson, Virginia Tech and Georgia), Jacksonville State advanced to the 2016 NCAA Division I FCS playoffs and finished 10-2.

• Georgia Tech leads the nation in fewest penalties (3.57) and fewest penalty yards per game (28.71) this season.

• Tech was also one of the nation's least-penalized teams in 2016, finishing 11th nationally in both fewest penalties per game (4.38) and fewest penalty yards per game (38.62).

• Georgia Tech's current seven-game winning streak at Bobby Dodd Stadium is its longest home winning streak since it also won seven in a row on The Flats from Nov. 1, 2008-Nov. 7, 2009.

• Of the 420 minutes that Georgia Tech has played in regulation this season, it has only trailed for 95:16.

• Over the course of its first five games of the season, the Yellow Jackets had only trailed for 20:43 total and just four seconds after halftime — the final four seconds of their 25-24 loss at No. 11/10 Miami (Fla.) on Oct. 14.

**GEORGIA TECH TIME SPENT TRAILING\* — 2017**

Game	Total	After Halftime
Tennessee	0:00	0:00
Jacksonville State	11:06	0:00
Pittsburgh	5:50	0:00
North Carolina	0:00	0:00
Miami (Fla.)	3:47	0:04
Wake Forest	16:42	5:01
Clemson	57:51	30:00
<b>Total</b>	<b>95:16</b>	<b>35:05</b>

\* in regulation time (420 minutes total, 210 minutes after halftime)

• Georgia Tech's roster includes seven student-athletes whose fathers also played football for the Yellow Jackets — DL **Kyle Cerge-Henderson** (father: Kevin Henderson), LB **Tyler Cooksey** (Tom Cooksey), OL **Bailey Ivemeyer** (John Ivemeyer), LB **Bruce Jordan-Swilling** (Pat Swilling - GT All-American and NFL All-Pro for the New Orleans Saints), LB **T.D. Roof** (Ted Roof - current GT defensive coordinator), OL **Trey Smith** (Dan Smith) and DB **Tre Swilling** (Pat Swilling - GT All-American and NFL All-Pro for the New Orleans Saints).

**FBS Programs with Most Current Student-Athletes Whose Fathers Also Played at the Same School**

Clemson	9
Michigan	9
Iowa	8
<b>Georgia Tech</b>	<b>7</b>
BYU	7
Florida State	6
Hawai'i	6
Virginia	6
Texas	5
Colorado	4
West Virginia	4

• Georgia Tech has finished in first or second place in the ACC's Coastal Division six times in **Paul Johnson's** nine seasons as head coach and seven times in 12 seasons since the ACC split into divisions in 2005.

Year	GT Record / Finish	Champion
2005	5-3 / 3rd	Virginia Tech
<b>2006</b>	<b>7-1 / 1st</b>	<b>Georgia Tech</b>
2007	4-4 / 3rd	Virginia Tech
2008	5-3 / t-1st	Virginia Tech
<b>2009</b>	<b>7-1 / 1st</b>	<b>Georgia Tech</b>
2010	4-4 / t-3rd	Virginia Tech
2011	5-3 / t-2nd	Virginia Tech
<b>2012</b>	<b>5-3 / 1st</b>	<b>Georgia Tech</b>
2013	5-3 / t-2nd	Duke
<b>2014</b>	<b>6-2 / 1st</b>	<b>Georgia Tech</b>
2015	1-7 / 6th	North Carolina
2016	4-4 / 5th	Virginia Tech



**HEAD COACH PAUL JOHNSON**
**JOHNSON BIO**

Wife: Susan                      Daughter: Kaitlyn  
 Born: August 20, 1957      Education: Western Carolina, B.S., '79; Appalachian State, M.S., '82

**YEAR-BY-YEAR HEAD COACHING RECORD**

1997	Georgia Southern . . .	10-3	.769	SoCon Champions	
1998	Georgia Southern . . .	14-1	.933	SoCon Champions	I-AA Runner-Up
1999	Georgia Southern . . .	13-2	.867	SoCon Champions	I-AA National Champions
2000	Georgia Southern . . .	13-2	.867	SoCon Champions	I-AA National Champions
2001	Georgia Southern . . .	12-2	.857	SoCon Champions	

**GEORGIA SOUTHERN TOTALS (FIVE SEASONS) -- 62-10 (.861)**

2002	Navy . . . . .	2-10	.167		
2003	Navy . . . . .	8-5	.615		EV1.net Houston Bowl
2004	Navy . . . . .	10-2	.833		Emerald Bowl Champions
2005	Navy . . . . .	8-4	.667		Poinsettia Bowl Champions
2006	Navy . . . . .	9-4	.692		Meineke Car Care Bowl
2007	Navy . . . . .	8-4	.667		Poinsettia Bowl

**NAVY TOTALS (SIX SEASONS) -- 45-29 (.608)**

2008	Georgia Tech . . . . .	9-4	.692		Chick-fil-A Bowl
2009	Georgia Tech . . . . .	*10-3	.786	ACC Championship Game	FedEx Orange Bowl
2010	Georgia Tech . . . . .	6-7	.461		Advocare Independence Bowl
2011	Georgia Tech . . . . .	8-5	.615		Hyundai Sun Bowl
2012	Georgia Tech . . . . .	7-7	.500	ACC Championship Game	Hyundai Sun Bowl Champions
2013	Georgia Tech . . . . .	7-6	.538		Franklin American Mortgage Music City Bowl
2014	Georgia Tech . . . . .	11-3	.786	ACC Championship Game	Capital One Orange Bowl Champions
2015	Georgia Tech . . . . .	3-9	.250		
2016	Georgia Tech . . . . .	9-4	.692		TaxSlayer Bowl Champions
2017	Georgia Tech . . . . .	4-3	.571		

**GEORGIA TECH TOTALS (10TH SEASON) -- \*74-51 (.592)**
**CAREER TOTALS (21ST SEASON) -- \*181-90 (.668)**

\* 2009 ACC Championship later vacated due to NCAA sanctions. Georgia Tech's on-field record in 2009 was 11-3.

**JOHNSON'S ACCOMPLISHMENTS AT GEORGIA TECH**

- Three-time ACC Coach of the Year (2008, 2009, 2014)
- 2008 National Coach of the Year (CBS Sports)
- Has led Georgia Tech to three ACC Championship Games in his nine seasons.
- Georgia Tech has finished first or second in the ACC Coastal Division six times in Johnson's nine seasons at the helm.
- Has averaged 7.8 wins per season with two of the nine 10-win seasons and one of the five 11-win seasons in school history.
- Is 8-4 at home against nationally ranked teams and 3-2 at home against top 10 opponents.
- Is 18-12 in games decided by five points or less.
- Tech has scored more than 30 points in a game 62 times under Johnson and is 51-11 in those contests.
- Has directed seven of the top 10 seasons for total offense and rushing offense in school history.
- Yellow Jackets have led the ACC and ranked among the top 10 nationally in rushing each of his nine seasons at Georgia Tech. Tech led the nation in rushing in 2010 (323.3 ypg) and 2014 (342.1 ypg) and ranked second nationally in 2011 (316.5 ypg).
- Has coached four players that have rushed for 1,000 yards in a season a total of five times during his nine-year tenure: Jonathan Dwyer (2008), Dwyer and Joshua Nesbitt (2009), Anthony Allen (2010) and Justin Thomas (2014).
- Has coached 15 first-team all-ACC honorees.
- Has coached three first-team All-Americans: Michael Johnson (2008), Derrick Morgan (2009) and Shaquille Mason (2014).
- Has coached an ACC Offensive Player of the Year (Dwyer in 2008) and an ACC Defensive Player of the Year (Morgan in 2009).

**CAREER VICTORIES — ACTIVE FBS COACHES**

1.	Brian Kelly	Notre Dame	237
2.	Nick Saban	Alabama	213
3.	Bill Snyder	Kansas State	206
4.	<b>Paul Johnson</b>	<b>Georgia Tech</b>	<b>181</b>
5.	Urban Meyer	Ohio State	172

**RECORD BREAKDOWN**

Current Streak . . . . .	Lost 1
Current Home Streak . . . . .	Won 7
Current Road Streak . . . . .	Lost 2
Current Neutral Streak . . . . .	Lost 1
Last Win . . . . .	38-24 vs. Wake Forest (10/21/17)
Last Home Win . . . . .	38-24 vs. Wake Forest (10/21/17)
Last Home Loss . . . . .	35-21 vs. No. 14 Miami (Fla.) (10/1/16)
Last Win Away From Home . . . . .	33-18 vs. Kentucky (12/31/16)
Last True Road Win . . . . .	28-27 at Georgia (11/26/16)
Last Road Loss . . . . .	24-10 at No. 7 Clemson (10/28/16)

**2017 JOHNSON ERA\***

Overall . . . . .	4-3	74-51
Playing at home . . . . .	4-0	46-18
Playing on the road . . . . .	0-2	24-25
Playing at a neutral site . . . . .	0-1	4-8
In bowl games . . . . .	0-0	3-5
In overtime . . . . .	0-1	2-5
More than 7 days to prepare . . . . .	1-1	18-13
In August . . . . .	0-0	3-0
In September . . . . .	3-1	26-12
In October . . . . .	1-2	23-18
In November . . . . .	0-0	19-14
In December . . . . .	0-0	3-6
In January . . . . .	0-0	0-1
Outrushing opponent . . . . .	4-2	71-37
When rushing for 300 yards . . . . .	3-1	50-14
When rushing for 400 yards . . . . .	3-1	19-2
When rushing for 500 yards . . . . .	0-1	1-1
When rushing for 600 yards . . . . .	0-0	1-0
Outrushed by opponent . . . . .	0-1	3-13
When allowing 300 yards rushing . . . . .	0-0	0-1
Rushing yards the same . . . . .	0-0	0-1
Outpassing opponent . . . . .	1-0	15-5
When passing for 300 yards . . . . .	0-0	1-0
Outpassed by opponent . . . . .	3-3	59-46
When allowing 300 yards passing . . . . .	0-0	10-11
When allowing 400 yards passing . . . . .	0-0	2-1
More total offense than opponent . . . . .	4-1	61-16
When having 400+ total offense . . . . .	3-1	52-21
When having 500+ total offense . . . . .	0-1	25-4
When having 600+ total offense . . . . .	0-1	5-2
Less total offense than opponent . . . . .	0-2	13-35
When allowing 400+ total offense . . . . .	0-2	15-30
When allowing 500+ total offense . . . . .	0-0	5-10
Committing fewer turnovers . . . . .	2-0	40-10
Committing more turnovers . . . . .	1-2	14-30
Turnovers are even . . . . .	1-1	20-11
< 30:00 of time of possession . . . . .	0-1	22-24
> 30:00 of time of possession . . . . .	4-2	52-27

Scoring first . . . . .	3-1	54-16
Opponent scores first . . . . .	1-2	20-35

Leading after the 1st quarter . . . . .	2-2	48-13
Trailing after the 1st quarter . . . . .	1-1	10-31
Tied after the 1st quarter . . . . .	1-0	16-7
Leading at halftime . . . . .	3-2	57-10
Trailing at halftime . . . . .	1-1	12-36
Tied at halftime . . . . .	0-0	6-5
Leading after the 3rd quarter . . . . .	4-2	64-9
Trailing after the 3rd quarter . . . . .	0-1	6-41
Tied after the 3rd quarter . . . . .	0-0	4-1

Scoring 0-10 points . . . . .	0-1	1-10
Scoring 11-20 points . . . . .	0-0	2-13
Scoring 21-30 points . . . . .	0-1	20-18
Scoring 31-40 points . . . . .	4-0	25-8
Scoring 41-plus points . . . . .	0-1	26-2

Opponent scores 0-10 points . . . . .	2-0	21-0
Opponent scores 11-20 points . . . . .	1-0	22-5
Opponent scores 21-30 points . . . . .	1-2	22-18
Opponent scores 31-40 points . . . . .	0-0	6-14
Opponent scores 41-plus points . . . . .	0-1	3-14

With an individual 100-yard rusher . . . . .	3-2	46-17
With two 100-yard rushers . . . . .	3-1	14-2

\* does not include vacated win (2009 ACC Championship Game)

**GEORGIA TECH COACHES ON GAMEDAY**

**ON THE FIELD**

**Head Coach:**  
 Paul Johnson — 10th season (Western Carolina, 1979)

**Safeties:**  
 Andy McCollum — Eighth season (Austin Peay State, 1981)

**Defensive Line:**  
 Mike Pelton — Fifth season (Auburn, 1999)

**Cornerbacks:**  
 Joe Speed — Eighth season (U.S. Naval Academy, 1996)

**A-Backs/Special Teams:**  
 Lamar Owens — 10th season (Maryland, 2008)

**Co-Offensive Line:**  
 Ron West — Second season (Clemson, 1979)

**IN THE BOOTH**

**Defensive Coordinator/Linebackers:**  
 Ted Roof — Fifth season (Georgia Tech, 1986)

**Quarterbacks/B-Backs:**  
 Craig Candeto — First season (U.S. Naval Academy, 2004)

**Wide Receivers:**  
 Al "Buzz" Preston — 10th season (Hawai'i, 1982)

**Offensive Line:**  
 Mike Sewak — 10th season (Virginia, 1981)



# PROJECTED DEPTH CHART

## OFFENSE (Spread Option)

<b>QB</b>	<b>16</b>	<b>TaQUON MARSHALL</b>	<b>5-10</b>	<b>180</b>	<b>Jr.</b>
	11	Matthew Jordan	6-2	208	r-Jr.
<u>or</u>	7	Lucas Johnson	6-3	210	r-Fr.
<u>or</u>	4	Jay Jones	6-0	188	r-Fr.
<b>BB</b>	<b>30</b>	<b>KirVONTE BENSON</b>	<b>5-9</b>	<b>211</b>	<b>r-So.</b>
	21	Quaide Weimerskirch	6-0	217	r-So.
<u>or</u>	15	Jerry Howard	6-0	215	Fr.
<u>or</u>	24	Jordan Ponchez-Mason	6-1	205	Fr.
<b>AB</b>	<b>1</b>	<b>QUA SEARCY</b>	<b>5-11</b>	<b>174</b>	<b>r-Jr.</b>
<u>or</u>	<b>22</b>	<b>CLINTON LYNCH</b>	<b>6-0</b>	<b>190</b>	<b>r-Jr.</b>
<b>AB</b>	<b>28</b>	<b>J.J. GREEN</b>	<b>5-9</b>	<b>188</b>	<b>r-Sr.</b>
<u>or</u>	<b>31</b>	<b>NATHAN COTTRELL</b>	<b>5-11</b>	<b>189</b>	<b>r-So.</b>
<b>WR</b>	<b>2</b>	<b>RICKY JEUNE</b>	<b>6-3</b>	<b>210</b>	<b>r-Sr.</b>
	80	Jalen Camp	6-2	213	So.
<b>WR</b>	<b>83</b>	<b>BRAD STEWART</b>	<b>6-1</b>	<b>197</b>	<b>Jr.</b>
	81	Antonio Messick	6-3	200	r-Sr.
<u>or</u>	84	Stephen Dolphus	6-5	210	r-Fr.
<b>LT</b>	<b>53</b>	<b>JAHAZIEL LEE</b>	<b>6-2</b>	<b>277</b>	<b>So.</b>
<u>or</u>	<b>70</b>	<b>WILL BRYAN</b>	<b>6-4</b>	<b>281</b>	<b>Jr.</b>
<b>LG</b>	<b>75</b>	<b>PARKER BRAUN</b>	<b>6-3</b>	<b>280</b>	<b>So.</b>
	60	Brad Morgan	6-4	288	r-So.
<b>C</b>	<b>55</b>	<b>KENNY COOPER</b>	<b>6-3</b>	<b>307</b>	<b>So.</b>
	59	Scott Morgan	6-4	290	r-So.
<b>RG</b>	<b>71</b>	<b>SHAMIRE DEVINE</b>	<b>6-7</b>	<b>380</b>	<b>r-Sr.</b>
<u>or</u>	<b>70</b>	<b>WILL BRYAN</b>	<b>6-4</b>	<b>281</b>	<b>Jr.</b>
<b>RT</b>	<b>67</b>	<b>JAKE STICKLER</b>	<b>6-5</b>	<b>291</b>	<b>r-Jr.</b>
	62	Bailey Ivemeyer	6-1	270	r-So.

## SPECIALISTS

<b>K</b>	<b>37</b>	<b>BRENTON KING</b>	<b>6-0</b>	<b>167</b>	<b>Fr.</b>
	87	Bennett Barton	6-1	197	r-Sr.
<b>P</b>	<b>27</b>	<b>PRESSLEY HARVIN III</b>	<b>6-0</b>	<b>240</b>	<b>Fr.</b>
	47	Shea Underwood	5-10	168	r-Fr.
<b>LS</b>	<b>61</b>	<b>CASEY WILSON</b>	<b>6-2</b>	<b>218</b>	<b>r-Jr.</b>
	59	Jerrod Abee	6-1	195	Fr.
<b>HOL</b>	<b>7</b>	<b>LUCAS JOHNSON</b>	<b>6-3</b>	<b>210</b>	<b>r-Fr.</b>
	12	Chase Martenson	6-2	215	r-Jr.
<b>KR</b>	<b>31</b>	<b>NATHAN COTTRELL</b>	<b>5-11</b>	<b>189</b>	<b>r-So.</b>
<u>or</u>	<b>28</b>	<b>J.J. GREEN</b>	<b>5-9</b>	<b>188</b>	<b>r-Sr.</b>
<b>PR</b>	<b>83</b>	<b>BRAD STEWART</b>	<b>6-1</b>	<b>197</b>	<b>Jr.</b>
	1	Qua Searcy	5-11	174	r-Jr.

## DEFENSE (Multiple)

<b>DE</b>	<b>42</b>	<b>KeSHUN FREEMAN</b>	<b>6-2</b>	<b>250</b>	<b>Sr.</b>
	95	Tyler Merriweather	6-3	238	r-Jr.
<b>DT</b>	<b>99</b>	<b>DESMOND BRANCH</b>	<b>6-3</b>	<b>277</b>	<b>r-Jr.</b>
	90	Brandon Adams	6-2	329	So.
<b>DT</b>	<b>97</b>	<b>BRENTAVIOUS GLANTON</b>	<b>6-3</b>	<b>290</b>	<b>r-So.</b>
<u>or</u>	<b>54</b>	<b>KYLE CERGE-HENDERSON</b>	<b>6-1</b>	<b>293</b>	<b>Jr.</b>
<b>DE</b>	<b>94</b>	<b>ANREE SAINT-AMOUR</b>	<b>6-3</b>	<b>247</b>	<b>Jr.</b>
<u>or</u>	<b>93</b>	<b>ANTONIO SIMMONS</b>	<b>6-3</b>	<b>246</b>	<b>Sr.</b>
<b>OLB</b>	<b>52</b>	<b>TERRELL LEWIS</b>	<b>6-2</b>	<b>227</b>	<b>Sr.</b>
	43	Tyler Cooksey	6-2	224	r-So.
<b>MLB</b>	<b>51</b>	<b>BRANT MITCHELL</b>	<b>6-2</b>	<b>236</b>	<b>Jr.</b>
	12	Bruce Jordan-Swilling	6-1	209	Fr.
<b>OLB</b>	<b>9</b>	<b>VICTOR ALEXANDER</b>	<b>5-10</b>	<b>234</b>	<b>Jr.</b>
	45	T.D. Roof	5-11	205	Fr.
<b>SS</b>	<b>14</b>	<b>COREY GRIFFIN</b>	<b>6-2</b>	<b>199</b>	<b>r-Sr.</b>
	20	Lawrence Austin	5-9	187	Sr.
<b>FS</b>	<b>5</b>	<b>A.J. GRAY</b>	<b>6-1</b>	<b>218</b>	<b>Jr.</b>
	44	Shaun Kagawa	5-11	198	Sr.
<b>NIC</b>	<b>20</b>	<b>LAWRENCE AUSTIN</b>	<b>5-9</b>	<b>187</b>	<b>Sr.</b>
	23	Jalen Johnson	6-3	216	r-Jr.
<b>CB</b>	<b>17</b>	<b>LANCE AUSTIN</b>	<b>5-10</b>	<b>188</b>	<b>Sr.</b>
	6	Lamont Simmons	6-2	194	r-Jr.
<b>CB</b>	<b>8</b>	<b>STEP DURHAM</b>	<b>5-11</b>	<b>187</b>	<b>Sr.</b>
	38	Ajani Kerr	6-0	189	r-Fr.

## PRONUNCIATION GUIDE

Players	
1	QUA SEARCY qway SIR-see
2	Ricky JEUNE "June"
16	TaQUON Marshall tuh-QWON
18	TOBIAS Oliver toe-BYE-us
21	Quaide WEIMERSKIRCH WY-mer-skirch
27	Josh BLANCATO blahn-COT-oh
29	Josh SELEMBO suh-LEM-boh
30	KIRVONTE Benson curr-VON-tay
31	Nathan COTTRELL COT-trill
33	JAYTLIN ASKEW JATE-lynn ASK-you
38	AJANI Kerr uh-JOHN-ee
39	DAMEON Williams DAY-mee-in
41	JAQUAN Henderson JAY-qwon
42	KeSHUN Freeman KEE-shun (not "shawn")
44	Shaun KAGAWA ka-GOW-ah
50	Joseph MACRINA mah-CREEN-uh
53	JAHAZIEL Lee juh-HAY-zull
53	Chris DANDANEAU DAN-duh-noe
54	Kyle CERGE-Henderson "surge"
57	Lucas PATELLES puh-TELL-iss
58	Boe TUFELE tu-FELL-uh
63	Chet LAGOD luh-GOD
71	SHAMIRE Devine shuh-MEER
76	DJIMON Brooks JAH-mon
86	JAIR Hawkins-Anderson jah-EER
94	ANREE SAINT-AMOUR ahn-REE saint uh-MORE
97	BRENTAVIOUS Glanton brent-TAY-vee-us
Coaches	
	Craig CANDETO can-dee-toe
	Mike SEWAK see-wahk

# 2017 ROSTERS

ALPHABETICAL		
NO	NAME	POS
59	Jerrold Abee	LS
90	Brandon Adams	DL
9	Victor Alexander	LB
92	Cortez Alston	DL
33	Jaytlin Askew	DB
17	Lance Austin	DB
20	Lawrence Austin	DB
87	Bennett Barton	PK
30	KirVonte Benson	BB
27	Josh Blancato	AB
34	Gentry Bonds	DB
65	Blake Bradfield	OL
99	Desmond Branch	DL
49	Jakob Brashear	LB
75	Parker Braun	OL
66	Olin Broadway	LB
76	Djimon Brooks	DL
70	Will Bryan	OL
85	Alan Bussoletti	WR
89	Liam Byrne	ATH
80	Jalen Camp	WR
10	Christian Campbell	DB
29	Tariq Carpenter	DB
54	Kyle Cerge-Henderson	DL
72	Charlie Clark	OL
66	Jack Coco	OL
35	Jarett Cole	DB
43	Tyler Cooksey	LB
55	Kenny Cooper	OL
31	Nathan Cottrell	AB
32	David Curry	LB
53	Chris Dandaneau	LB
23	Melvin Davis	AB
88	Shawn Davis	PK
91	Kelton Dawson	DL
71	Shamire Devine	OL
84	Stephen Dolphus	WR
8	Step Durham	DB
42	KeShun Freeman	DL
46	Xavier Gantt	AB
68	Hamp Gibbs	OL
97	Brentavious Glanton	DL
5	A.J. Gray	DB
28	J.J. Green	AB
14	Corey Griffin	DB
56	Connor Hansen	OL
27	Pressley Harvin III	P
86	Jair Hawkins-Anderson	WR
41	Jaquan Henderson	LB
15	Jerry Howard	BB
64	Cheyenne Hunt	OL
62	Bailey Ivmeyer	OL
25	Tre' Jackson	LB
36	Omahri Jarrett	AB
2	Ricky Jeune	WR
23	Jalen Johnson	DB
7	Lucas Johnson	QB
4	Jay Jones	QB
11	Matthew Jordan	QB
12	Bruce Jordan-Swilling	LB
44	Shaun Kagawa	DB
38	Ajani Kerr	DB
37	Brenton King	PK
63	Chet Lagod	OL
79	William Lay	OL
53	Jahaziel Lee	OL

NUMERICAL						
NO	NAME	POS	HT	WT	CL	HOMETOWN / HIGH SCHOOL (PREVIOUS SCHOOL)
1	Qua Searcy	AB	5-11	174	r-Jr.	Barnesville, Ga./Lamar County
2	Ricky Jeune	WR	6-3	210	r-Sr.	Spring Valley, N.Y./Saint Joseph Regional (N.J.)
3	Tre Swilling	DB	6-0	185	Fr.	New Orleans, La./Brother Martin
4	Jay Jones	QB	6-0	188	r-Fr.	McCalla, Ala./McAdory
5	A.J. Gray	DB	6-1	218	Jr.	Sandersville, Ga./Washington County
6	Lamont Simmons	DB	6-2	194	r-Jr.	Jacksonville, Fla./Raines (Southern California)
7	Lucas Johnson	QB	6-3	210	r-Fr.	San Diego, Calif./Mount Carmel
8	Step Durham	DB	5-11	187	Sr.	Jacksonville, Fla./Atlantic Coast
9	Victor Alexander	LB	5-10	234	Jr.	Jacksonville, Fla./Trinity Christian School
10	Christian Campbell	DB	6-2	205	r-So.	Ponchatoula, La./Ponchatoula
11	Matthew Jordan	QB	6-2	208	r-Jr.	Fairford, Ala./Jackson
11	Devin Smith	DB	5-10	165	Fr.	Acworth, Ga./Harrison
12	Chase Martenson	QB	6-2	215	r-Jr.	Dunwoody, Ga./Marist
12	Bruce Jordan-Swilling	LB	6-1	209	Fr.	New Orleans, La./Brother Martin
13	Avery Showell	DB	6-1	192	Fr.	Cartersville, Ga./Cartersville
14	Corey Griffin	DB	6-2	199	r-Sr.	Tyrone, Ga./Sandy Creek
14	Mark Rew	AB	6-1	198	r-Fr.	Columbia, S.C./Ben Lippen
15	Jerry Howard	BB	6-0	215	Fr.	Rock Hill, S.C./Northwestern
16	TaQuon Marshall	QB	5-10	180	Jr.	Hamilton, Ga./Harris County
17	Lance Austin	DB	5-10	188	Sr.	Barnesville, Ga./Lamar County
18	Zach Matthews	DB	6-2	198	r-Jr.	Suwanee, Ga./Lambert
18	Tobias Oliver	QB	6-2	175	Fr.	Warner Robins, Ga./Northside
20	Lawrence Austin	DB	5-9	187	Sr.	Barnesville, Ga./Lamar County
21	Quaide Weimerskirch	BB	6-0	217	r-So.	Pace, Fla./Pace
22	Clinton Lynch	AB	6-0	190	r-Jr.	Norcross, Ga./Norcross
23	Jalen Johnson	DB	6-3	216	r-Jr.	Oneonta, Ala./Oneonta
23	Melvin Davis	AB	6-0	207	r-Jr.	Madison, Ga./Morgan County
24	Josh Selembo	DB	6-3	185	r-Jr.	Roswell, Ga./Roswell
24	Jordan Ponchez-Mason	BB	6-1	205	Fr.	Gallatin, Tenn./Gallatin
25	Tre' Jackson	LB	5-10	222	r-Jr.	Valdosta, Ga./Lowndes
27	Pressley Harvin III	P	6-0	240	Fr.	Alcolu, S.C./Sumter
27	Josh Blancato	AB	5-10	175	Fr.	Marietta, Ga./Kell
28	J.J. Green	AB	5-9	188	r-Sr.	Kingsland, Ga./Camden County (Georgia)
29	Bryce Vickers	DB	6-0	192	r-Fr.	Nashville, Tenn./Father Ryan
29	Tariq Carpenter	DB	6-2	188	Fr.	Ludowici, Ga./Long County
30	KirVonte Benson	BB	5-9	211	r-So.	Marietta, Ga./Marietta
31	Nathan Cottrell	AB	5-11	189	r-So.	Knoxville, Tenn./Knoxville West
32	David Curry	LB	6-2	217	r-So.	Buford, Ga./Buford
32	Chris Turner	AB	6-0	188	r-So.	Milton, Ga./Milton
33	Jaytlin Askew	DB	5-11	187	Fr.	Douglasville, Ga./McEachern
34	Gentry Bonds	DB	6-2	210	Fr.	Murfreesboro, Tenn./Riverdale
35	Jarett Cole	DB	5-10	192	r-Fr.	Norcross, Ga./Norcross
36	Omahri Jarrett	AB	5-10	174	r-So.	Douglasville, Ga./New Manchester
37	Brenton King	PK	6-0	167	Fr.	Auburn, Ga./Mill Creek
38	Ajani Kerr	DB	6-0	189	r-Fr.	Powder Springs, Ga./McEachern
39	Dameon Williams	DB	5-10	175	Fr.	Norcross, Ga./Norcross
40	Kaleb Oliver	DB	6-4	198	Fr.	Murfreesboro, Tenn./Oakland
41	Jaquan Henderson	LB	6-1	197	Fr.	Covington, Ga./Newton
42	KeShun Freeman	DL	6-2	250	Sr.	LaGrange, Ga./Callaway
43	Tyler Cooksey	LB	6-2	224	r-So.	Suwanee, Ga./Greater Atlanta Christian School
44	Shaun Kagawa	DB	5-11	198	Sr.	Hilo, Hawai'i/Kamehameha
45	T.D. Roof	LB	5-11	205	Fr.	Buford, Ga./Buford
46	Xavier Gantt	AB	5-8	171	r-Fr.	Buford, Ga./Buford
47	Brady Swilling	BB	6-2	210	r-Sr.	Chatsworth, Ga./North Murray
47	Shea Underwood	P/PK	5-10	168	r-Fr.	Young Harris, Ga./Towns County
49	Jakob Brashear	LB	6-0	221	r-Fr.	Dacula, Ga./Dacula
50	Andrew Marshall	OL	6-4	282	Sr.	Cumming, Ga./West Forsyth
50	Joseph Macrina	LB	6-0	236	r-Fr.	Suwanee, Ga./Northview
51	Brant Mitchell	LB	6-2	236	Jr.	Knoxville, Tenn./Webb School
52	Terrell Lewis	LB	6-2	227	Sr.	Ocoee, Fla./Ocoee
53	Chris Dandaneau	LB	6-3	210	r-So.	Jesup, Ga./Wayne County
53	Jahaziel Lee	OL	6-2	277	So.	Ponchatoula, La./Ponchatoula
54	Kyle Cerge-Henderson	DL	6-1	293	Jr.	Tampa, Fla./Plant
55	Kenny Cooper	OL	6-3	307	So.	Calhoun, Ga./Sonoraville
56	Connor Hansen	OL	6-2	325	Fr.	Tallahassee, Fla./Chiles



## 2017 ROSTERS

NO	NAME	POS	HT	WT	CL.	HOMETOWN / HIGH SCHOOL (PREVIOUS SCHOOL)
57	Lucas Patelles	LS	5-8	194	r-Fr.	Fayetteville, Ga./Starr's Mill
57	Mikey Minihan	OL	6-3	275	Fr.	Honolulu, Hawai'i/Saint Louis
58	Boe Tufele	OL	6-3	290	Fr.	Harbor City, Calif./Narbonne
59	Scott Morgan	OL	6-4	290	r-So.	Woodstock, Ga./Etowah
59	Jerrold Abee	LS	6-1	195	Fr.	Gainesville, Ga./Lakeview Academy
60	Brad Morgan	OL	6-4	288	r-So.	Woodstock, Ga./Etowah
61	Casey Wilson	LS	6-2	218	r-Jr.	Tucker, Ga./Saint Pius X
62	Bailey Ivemeyer	OL	6-1	270	r-So.	Snellville, Ga./Brookwood
63	Chet Lagod	OL	6-0	270	r-Fr.	Marietta, Ga./Marist
64	Cheyenne Hunt	OL	6-0	250	r-Jr.	Springfield, Ga./Effingham County
65	Blake Bradfield	OL	6-3	290	Fr.	Rome, Ga./Rome
66	Jack Coco	OL	6-3	270	Fr.	Johns Creek, Ga./Johns Creek
66	Olin Broadway	LB	6-3	214	Fr.	Atlanta, Ga./Saint Pius X
67	Jake Stickler	OL	6-5	291	r-Jr.	Bradenton, Fla./Manatee
68	Hamp Gibbs	OL	6-3	260	Fr.	Augusta, Ga./Augusta Prep
69	Nick Williams	DL	6-2	273	r-So.	Johns Creek, Ga./Chattahoochee
70	Will Bryan	OL	6-4	281	Jr.	Lavonia, Ga./Franklin County
71	Shamire Devine	OL	6-7	380	r-Sr.	Atlanta, Ga./Tri-Cities
72	Charlie Clark	OL	6-4	286	Fr.	Atlanta, Ga./Marist
73	Zach Quinney	OL	6-6	265	Fr.	Savannah, Ga./Savannah Christian Prep
74	Josh White	DL	6-4	240	r-Fr.	Marietta, Ga./Walton
74	Joe Santrock	OL	6-1	253	Fr.	Marietta, Ga./Kell
75	Parker Braun	OL	6-3	280	So.	Hallsville, Texas/Hallsville
76	Djimon Brooks	DL	6-1	276	r-Fr.	Sandersville, Ga./Washington County
77	Antonio Mallard	LB	6-1	235	r-Jr.	Ellenwood, Ga./Stockbridge (Clark Atlanta)
78	Trey Smith	OL	6-4	270	r-Jr.	Marietta, Ga./Hillgrove
79	William Lay	OL	6-2	260	Fr.	Hartwell, Ga./Hart County
79	Josh Tukes	DL	6-6	225	Fr.	Covington, Ga./Newton
80	Jalen Camp	WR	6-2	213	So.	Cumming, Ga./South Forsyth
81	Antonio Messick	WR	6-3	200	r-Sr.	Fayetteville, Ga./Fayette County
82	Adonicas Sanders	WR	6-1	185	Fr.	North Charleston, S.C./Fort Dorchester
83	Brad Stewart	WR	6-1	197	Jr.	Savannah, Ga./Benedictine Military School
84	Stephen Dolphus	WR	6-5	210	r-Fr.	Macon, Ga./Westside
85	Alan Bussoletti	WR	6-4	204	r-Fr.	Buford, Ga./Buford
86	Jair Hawkins-Anderson	WR	6-1	182	r-Fr.	Suwanee, Ga./Northview
87	Bennett Barton	PK	6-1	197	r-Sr.	Roswell, Ga./Roswell
88	Shawn Davis	PK	6-2	205	r-So.	McDonough, Ga./Union Grove
89	Antwan Owens	DL	6-4	270	Fr.	Tallahassee, Fla./Godby
89	Liam Byrne	ATH	6-4	180	Fr.	Woodstock, Ga./Woodstock
90	Brandon Adams	DL	6-2	329	So.	Brentwood, Tenn./Brentwood Academy
91	Kelton Dawson	DL	6-3	242	Fr.	Stockbridge, Ga./Stockbridge
92	Cortez Alston	DL	6-3	247	Fr.	Atlanta, Ga./Westminster
93	Antonio Simmons	DL	6-3	246	Sr.	Jacksonville, Fla./University Christian School
94	Anree Saint-Amour	DL	6-3	247	Jr.	Suwanee, Ga./North Gwinnett
95	Tyler Merriweather	DL	6-3	238	r-Jr.	Demopolis, Ala./Demopolis
96	Chris Martin	DL	6-1	284	r-Fr.	Loganville, Ga./Grayson
97	Brentavious Glanton	DL	6-3	290	r-So.	Albany, Ga./Monroe Comprehensive
98	Tyler Vernon	DL	6-3	231	r-Fr.	Hoschton, Ga./Mill Creek
99	Desmond Branch	DL	6-3	277	r-Jr.	Rio Rancho, N.M./Cleveland (Trinity Valley Community College)

NO	NAME	POS
52	Terrell Lewis	LB
22	Clinton Lynch	AB
50	Joseph Macrina	LB
77	Antonio Mallard	LB
50	Andrew Marshall	OL
16	TaQuon Marshall	QB
12	Chase Martenson	QB
96	Chris Martin	DL
18	Zach Matthews	DB
95	Tyler Merriweather	DL
81	Antonio Messick	WR
57	Mikey Minihan	OL
51	Brant Mitchell	LB
60	Brad Morgan	OL
59	Scott Morgan	OL
40	Kaleb Oliver	DB
18	Tobias Oliver	QB
89	Antwan Owens	DL
57	Lucas Patelles	LS
24	Jordan Ponchez-Mason	BB
73	Zach Quinney	OL
14	Mark Rew	AB
45	T.D. Roof	LB
94	Anree Saint-Amour	DL
82	Adonicas Sanders	WR
74	Joe Santrock	OL
1	Qua Searcy	AB
24	Josh Selembo	DB
13	Avery Showell	DB
93	Antonio Simmons	DL
6	Lamont Simmons	DB
11	Devin Smith	DB
78	Trey Smith	OL
83	Brad Stewart	WR
67	Jake Stickler	OL
47	Brady Swilling	BB
3	Tre Swilling	DB
58	Boe Tufele	OL
79	Josh Tukes	DL
32	Chris Turner	AB
47	Shea Underwood	P/PK
98	Tyler Vernon	DL
29	Bryce Vickers	DB
21	Quaide Weimerskirch	BB
74	Josh White	DL
39	Dameon Williams	DB
69	Nick Williams	DL
61	Casey Wilson	LS

## GEORGIA TECH COACHING &amp; SUPPORT STAFF

**Head Coach:** Paul Johnson (Western Carolina, 1979) — 10th season at Georgia Tech

**Defensive Coordinator/Linebackers:** Ted Roof (Georgia Tech, 1986)

**Quarterbacks/B-Backs:** Craig Candeto (U.S. Naval Academy, 2004)

**Safeties/Recruiting Coordinator:** Andy McCollum (Austin Peay State, 1981)

**A-Backs/Special Teams Coordinator:** Lamar Owens (Maryland, 2008)

**Defensive Line:** Mike Pelton (Auburn, 1999)

**Wide Receivers:** Al "Buzz" Preston (Hawai'i, 1982)

**Offensive Line:** Mike Sewak (Virginia, 1981)

**Cornerbacks:** Joe Speed (U.S. Naval Academy, 1996)

**Co-Offensive Line:** Ron West (Clemson, 1979)

**Graduate Assistant Coach:** Blake DeBartola (Georgia Southern, 2012)

**Graduate Assistant Coach:** Rick Lyster (Lafayette, 2013)

**Graduate Assistant Coach:** Tyson Wachenheim (Christopher Newport, 2015)

**Graduate Assistant Coach:** Tevin Washington (Georgia Tech, 2012)

**Staff Assistant:** Tim McGrath (Villanova, 2013)

**Director of Football Operations:** Mike Huff (Dayton, 2007)

**Assistant Director of Football Operations:** Kevin Cone (Georgia Tech, 2010)

**Director of Player Personnel:** Andy Lutz (Pacific, 1991)

**Associate Director of Player Personnel:** Paul Hamilton (Appalachian State, 1981)

**Associate Director of Player Personnel:** Cody Moore (Oklahoma Panhandle State, 2004)

**Recruiting and Marketing Coordinator:** Brittany McCormick (Michigan State, 2012)

**Recruiting Operations Coordinator:** Kassi Lee (Georgia Southern, 2011)

**Director of Player Development:** John Sisk (Western Carolina, 1993)

**Assistant Director of Player Development:** Alex Derenthal (Temple, 2008)

**Assistant Director of Player Development:** Zach Reed (Tennessee Tech, 2001)

**Assistant Director of Player Development:** Curtis Turner (Clemson, 2003)

**Director of Sports Medicine:** Jay Shoop (East Tennessee State, 1970)

**Assistant Athletic Trainer:** Mark Smith (SUNY Brockport, 2010)

**Equipment Manager:** Tom Conner (Alabama, 1980)

**Assistant Equipment Manager:** Punt Windham (Georgia Tech, 1994)

**Director of Video Operations:** Todd McCarthy (VCU, 1992)

**Administrative Coordinator:** Teri Anton (Florida State, 1991)

**STARTS AND GAMES PLAYED**
**CAREER STARTS**

NAME	'13	'14	'15	'16	'17	TOT. CONS.	
K. Freeman	-	12	12	13	7	44	42
R. Jeune	-	-	12	13	7	32	32
Law. Austin	-	1	9	10	7	27	17
B. Stewart	-	-	5	13	7	25	23
C. Griffin	-	1	1	13	7	22	20
B. Mitchell	-	-	3	13	6	22	1
W. Bryan	-	-	6	11	5	22	1
S. Devine	-	-	9	7	5	21	2
A. Gray	-	-	-	13	7	20	20
Lan. Austin	-	-	-	13	7	20	20
S. Durham	-	-	1	11	7	19	14
C. Lynch	-	-	6	8	3	17	-
P. Braun	-	-	-	8	7	15	15
Q. Searcy	-	-	-	6	7	13	7
Cerge-Henderson	-	-	3	7	1	11	-
J. Green	-	-	-	10	1	11	1
A. Marshall	-	-	-	9	-	9	-
K. Cooper	-	-	-	1	7	8	7
J. Lee	-	-	-	3	5	8	3
T. Marshall	-	-	-	-	7	7	7
K. Benson	-	-	-	-	7	7	7
D. Branch	-	-	-	-	7	7	7
V. Alexander	-	-	-	-	6	6	6
B. Glanton	-	-	-	-	6	6	6
J. Stickler	-	-	-	-	6	6	-
A. Saint-Amour	-	-	-	-	5	5	3
A. Simmons	-	-	3	-	2	5	-
T. Lewis	-	-	-	3	1	4	-
N. Cottrell	-	-	-	-	3	3	-
L. Simmons	-	-	-	2	-	2	-
T. Jackson	-	-	-	-	1	1	-
D. Curry	-	-	-	1	-	1	-
M. Jordan	-	-	-	1	-	1	-

**CAREER GAMES**

NAME	'13	'14	'15	'16	'17	TOT. CONS.	
Law. Austin	-	14	12	13	7	46	46
K. Freeman	-	14	12	13	7	46	46
C. Griffin	-	14	11	13	7	45	29
R. Jeune	-	12	12	13	7	44	35
S. Devine	-	13	11	13	7	44	23
Lan. Austin	-	14	10	13	7	44	20
T. Lewis	-	11	12	13	7	43	32
S. Kagawa	-	14	10	12	7	43	9
A. Simmons	-	8	11	13	7	39	20
S. Durham	-	8	8	11	7	34	14
A. Marshall	-	10	12	11	-	33	-
V. Alexander	-	-	12	13	7	32	32
B. Stewart	-	-	12	13	7	32	32
C. Wilson	-	-	12	13	7	32	32
T. Jackson	-	-	11	13	7	31	29
C. Lynch	-	-	12	13	6	31	6
B. Mitchell	-	-	12	13	6	31	1
W. Bryan	-	-	10	13	7	30	27
A. Gray	-	-	10	13	7	30	22
J. Johnson	-	-	10	11	7	28	10
A. Saint-Amour	-	-	7	13	7	27	24
A. Messick	-	5	6	8	7	26	13
Cerge-Henderson	-	-	6	13	6	25	5
Q. Searcy	-	-	3	13	7	23	20
L. Simmons	-	-	-	13	7	20	20
P. Braun	-	-	-	12	7	19	19
M. Jordan	-	-	5	9	5	19	1
N. Cottrell	-	-	-	11	7	18	14
J. Camp	-	-	-	11	7	18	13
T. Marshall	-	-	9	2	7	18	7
J. Green	-	-	-	11	6	17	3
D. Branch	-	-	-	9	7	16	12
C. Campbell	-	-	-	9	7	16	9
B. Adams	-	-	-	9	7	16	9
J. Lee	-	-	-	10	6	16	3
B. Morgan	-	-	-	13	3	16	1
J. Stickler	-	-	2	8	6	16	-
D. Curry	-	-	-	13	-	13	-
K. Benson	-	-	-	7	7	14	14
Q. Weimerskirch	-	-	-	7	7	14	7
T. Merriweather	-	5	-	4	5	14	2
B. Glanton	-	-	-	6	7	13	7
K. Cooper	-	-	-	5	7	12	8
Z. Matthews	-	-	2	2	7	11	7
B. Jordan-Swilling	-	-	-	-	7	7	7
P. Harvin III	-	-	-	-	7	7	7
A. Kerr	-	-	-	-	7	7	7
J. Henderson	-	-	-	-	7	7	7
T. Roof	-	-	-	-	7	7	7
O. Jarrett	-	-	-	1	6	7	6
T. Cooksey	-	-	-	4	3	7	2
J. Aske	-	-	-	-	6	6	6
A. Owens	-	-	-	-	6	6	6
S. Davis	-	-	-	1	5	6	-
L. Johnson	-	-	-	-	5	5	5
J. Howard	-	-	-	-	5	5	2
C. Martenson	-	-	-	-	5	5	-
B. Ivemeyer	-	-	-	1	4	5	1
B. King	-	-	-	-	4	4	4
T. Vernon	-	-	-	-	4	4	-
M. Davis	-	-	1	1	1	3	-
S. Morgan	-	-	-	-	3	3	-
B. Barton	-	-	2	-	1	3	-
S. Dolphus	-	-	-	-	2	2	1
Hawkins-Anderson	-	-	-	-	2	2	1
T. Carpenter	-	-	-	-	2	2	-
X. Gantt	-	-	-	-	2	2	-
C. Martin	-	-	-	-	2	2	-
J. Cole	-	-	-	-	2	2	-
B. Swilling	-	-	2	-	-	2	-
J. Selembo	-	-	-	-	1	1	-

NAME	'13	'14	'15	'16	'17	TOT. CONS.	
J. Jones	-	-	-	-	1	1	-
D. Brooks	-	-	-	-	1	1	-
A. Bussoletti	-	-	-	-	1	1	-
C. Hansen	-	-	-	-	1	1	-
C. Hunt	-	-	1	-	-	1	-

## CAREER HIGHS

### BRANDON ADAMS

**Tackles:** 2, four times - last at No. 7 Clemson, Oct. 28, 2017  
**Solo Tackles:** 2, twice - last vs. Jacksonville State, Sept. 9, 2017  
**Tackles for Loss:** 1.0 vs. Jacksonville State, Sept. 9, 2017  
**Pass Breakups:** 1 vs. Pittsburgh, Sept. 23, 2017

### VICTOR ALEXANDER

**Tackles:** 10 at No. 7 Clemson, Oct. 28, 2017  
**Solo Tackles:** 6, three times - last at No. 7 Clemson, Oct. 28, 2017  
**Tackles for Loss:** 1.0, three times - last vs. Wake Forest, Oct. 21, 2017  
**Sacks:** 1.0 vs. Wake Forest, Oct. 21, 2017  
**Quarterback Hurries:** 1 vs. Jacksonville State, Sept. 9, 2017

### LANCE AUSTIN

**Tackles:** 10 at Pittsburgh, Oct. 8, 2016  
**Solo Tackles:** 8 at Pittsburgh, Oct. 8, 2016  
**Tackles for Loss:** 1.0 vs. Pittsburgh, Sept. 23, 2017  
**Pass Breakups:** 3 vs. Virginia, Nov. 19, 2016  
**Interceptions:** 1, three times - last at Georgia, Nov. 26, 2016  
**Fumble Recoveries:** 1 at No. 18/22 Virginia Tech, Nov. 12, 2016  
**Kickoff Returns:** 3 vs. Duke, Oct. 29, 2016  
**Kickoff Return Yards:** 38 yards vs. Duke, Oct. 29, 2016  
**Longest Kick Return:** 14 yards vs. Duke, Oct. 29, 2016

### LAWRENCE AUSTIN

**Tackles:** 12 vs. No. 5/3 Clemson, Sept. 22, 2016  
**Solo Tackles:** 7 vs. No. 5/3 Clemson, Sept. 22, 2016  
**Tackles for Loss:** 1.0, three times - last at No. 7 Clemson, Oct. 27, 2017  
**Forced Fumbles:** 1, twice - last at No. 18/22 Virginia Tech, Nov. 12, 2016  
**Pass Breakups:** 1, six times — last vs. Wake Forest, Oct. 21, 2017  
**Interceptions:** 2 at No. 18/22 Virginia Tech, Nov. 12, 2016

### KIRVONTE BENSON

**Rushing Attempts:** 29 vs. Pittsburgh, Sept. 23, 2017  
**Rushing Yards:** 196 yards vs. Pittsburgh, Sept. 23, 2017  
**Longest Rush:** 65 yards at No. 7 Clemson, Oct. 28, 2017  
**Rushing Touchdowns:** 2 vs. Pittsburgh, Sept. 23, 2017  
**Receptions:** 1, twice - last vs. Wake Forest, Oct. 21, 2017  
**Receiving Yards:** 9 yards vs. Pittsburgh, Sept. 23, 2017  
**Longest Reception:** 9 yards vs. Pittsburgh, Sept. 23, 2017

### DESMOND BRANCH

**Tackles:** 3 vs. No. 25/24 Tennessee, Sept. 4, 2017  
**Solo Tackles:** 2 vs. North Carolina, Sept. 30, 2017  
**Tackles for Loss:** 1.5 at No. 11/10 Miami (Fla.), Oct. 14, 2017  
**Sacks:** 1.0 at No. 11/10 Miami (Fla.), Oct. 14, 2017  
**Quarterback Hurries:** 1, three times - last at No. 11/10 Miami (Fla.), Oct. 14, 2017  
**Pass Breakups:** 1, four times - last vs. Wake Forest, Oct. 21, 2017

### CHRISTIAN CAMPBELL

**Tackles:** 2 at No. 7 Clemson, Oct. 28, 2017  
**Solo Tackles:** 2 at No. 7 Clemson, Oct. 28, 2017  
**Tackles for Loss:** 1.0 at No. 7 Clemson, Oct. 28, 2017

### KYLE CERGE-HENDERSON

**Tackles:** 7 at Georgia, Nov. 26, 2016  
**Solo Tackles:** 3, twice - last vs. Virginia, Nov. 19, 2016  
**Tackles for Loss:** 1.0 vs. Virginia, Nov. 19, 2016  
**Sacks:** 1.0 vs. Virginia, Nov. 19, 2016  
**Fumble Recoveries:** 1 vs. Boston College, Sept. 3, 2016  
**Quarterback Hurries:** 2 vs. Georgia Southern, Oct. 15, 2016  
**Blocked Kicks:** 1 vs. Mercer, Sept. 10, 2016 (field goal)

### TYLER COOKSEY

**Tackles:** 1 vs. North Carolina, Sept. 30, 2017  
**Solo Tackles:** 1 vs. North Carolina, Sept. 30, 2017

### NATHAN COTTRELL

**Rushing Attempts:** 6 vs. No. 25/24 Tennessee, Sept. 4, 2017  
**Rushing Yards:** 79 yards vs. No. 25/24 Tennessee, Sept. 4, 2017  
**Longest Rush:** 38 yards vs. No. 25/24 Tennessee, Sept. 4, 2017  
**Kickoff Returns:** 6 at No. 11/10 Miami (Fla.), Oct. 14, 2017  
**Kickoff Return Yards:** 135 yards at No. 11/10 Miami (Fla.), Oct. 14, 2017  
**Longest Kick Return:** 35 yards at No. 11/10 Miami (Fla.), Oct. 14, 2017  
**Fumble Recoveries:** 1 at No. 18/22 Virginia Tech, Nov. 12, 2016

### DAVID CURRY

**Tackles:** 3, twice - last at No. 18/22 Virginia Tech, Nov. 12, 2016  
**Solo Tackles:** 2 at No. 18/22 Virginia Tech, Nov. 12, 2016

### SHAWN DAVIS

**Field Goals Made:** 1, twice - last vs. North Carolina, Sept. 30, 2017  
**Longest Field Goal:** 34 yards vs. Jacksonville State, Sept. 9, 2017  
**PATS Made:** 5, twice - last vs. Pittsburgh, Sept. 23, 2017  
**Points Scored:** 7 vs. Jacksonville State, Sept. 9, 2017  
**Kickoff Touchbacks:** 4 vs. Jacksonville State, Sept. 9, 2017

### STEP DURHAM

**Tackles:** 8 at No. 7 Clemson, Oct. 28, 2017  
**Solo Tackles:** 6, twice - last at No. 7 Clemson, Oct. 28, 2017  
**Tackles for Loss:** 1.0 vs. North Carolina, Sept. 30, 2017  
**Sacks:** 1.0 vs. North Carolina, Sept. 30, 2017  
**Pass Breakups:** 2, twice - last vs. Wake Forest, Oct. 21, 2017  
**Fumble Recoveries:** 1, twice - last at No. 7 Clemson, Oct. 28, 2017  
**Interceptions:** 1 vs. Jacksonville State, Sept. 9, 2017

### KEESHUN FREEMAN

**Tackles:** 9 at Georgia, Nov. 26, 2016  
**Solo Tackles:** 6 vs. Duke, Oct. 11, 2014  
**Tackles for Loss:** 2.0, twice - last vs. Pittsburgh, Sept. 23, 2017  
**Sacks:** 1, five times — last vs. Florida State, Oct. 24, 2015  
**Pass Breakups:** 1, three times — last vs. Ga. Southern, Oct. 15, 2016  
**Fumble Recoveries:** 1, twice — last at Duke, Sept. 26, 2015  
**Forced Fumbles:** 1, twice — last vs. Alcorn State, Sept. 3, 2015  
**Quarterback Hurries:** 3 vs. Georgia Southern, Oct. 15, 2016  
**Blocked Kicks:** 1 vs. Virginia, Nov. 1, 2014 (punt)

### BRENTAVIOUS GLANTON

**Tackles:** 6 vs. Wake Forest, Oct. 21, 2017  
**Solo Tackles:** 6 vs. Wake Forest, Oct. 21, 2017  
**Tackles for Loss:** 1.0, twice - last vs. Wake Forest, Oct. 21, 2017  
**Sacks:** 1.0 vs. Vanderbilt, Sept. 17, 2016

### A.J. GRAY

**Tackles:** 10 at No. 7 Clemson, Oct. 28, 2017  
**Solo Tackles:** 8, twice - last at No. 18/17 North Carolina, Nov. 5, 2016  
**Tackles for Loss:** 3.0 vs. Georgia Southern, Oct. 15, 2016  
**Sacks:** 1.0 vs. Pittsburgh, Sept. 23, 2017  
**Pass Breakups:** 1, four times - last vs. Wake Forest, Oct. 21, 2017  
**Interceptions:** 2 vs. North Carolina, Sept. 30, 2017  
**Forced Fumbles:** 1 vs. Duke, Oct. 29, 2016  
**Fumble Recoveries:** 1, twice - last vs. Jacksonville State, Sept. 9, 2017  
**Quarterback Hurries:** 1 vs. No. 25/24 Tennessee, Sept. 4, 2017

### J.J. GREEN

**Rushing Attempts:** 6 at No. 11/10 Miami (Fla.), Oct. 14, 2017  
**Rushing Yards:** 40 yards vs. No. 14 Miami (Fla.), Oct. 1, 2016  
**Rushing Touchdowns:** 1, twice - last at No. 11/10 Miami (Fla.), Oct. 14, 2017  
**Longest Rush:** 36 yards vs. No. 25/24 Tennessee, Sept. 4, 2017  
**Receptions:** 1, six times - last vs. Wake Forest, Oct. 21, 2017  
**Receiving Yards:** 18 yards vs. Duke, Oct. 29, 2016  
**Touchdown Receptions:** 1, twice - last at No. 11/10 Miami (Fla.), Oct. 14, 2017  
**Longest Reception:** 18 yards vs. Duke, Oct. 29, 2016  
**Kickoff Returns:** 4 at Pittsburgh, Oct. 8, 2016  
**Kickoff Return Yards:** 151 yards at Pittsburgh, Oct. 8, 2016  
**Longest Kick Return:** 96 yards at Pittsburgh, Oct. 8, 2016  
**Touchdown Returns:** 1 at Pittsburgh, Oct. 8, 2016

### COREY GRIFFIN

**Tackles:** 12 at No. 18/17 North Carolina, Nov. 5, 2016  
**Solo Tackles:** 10 vs. Georgia Southern, Oct. 15, 2016  
**Tackles For Loss:** 3.0 vs. Georgia Southern, Oct. 15, 2016  
**Sacks:** 1.0 vs. Georgia Southern, Oct. 15, 2016  
**Pass Breakups:** 2 vs. Kentucky, Dec. 31, 2016  
**Interceptions:** 1, four times - last vs. Wake Forest, Oct. 21, 2017  
**Fumble Recoveries:** 1 vs. Duke, Oct. 29, 2016

### PRESSLEY HARVIN III

**Punt Attempts:** 9 at No. 7 Clemson, Oct. 28, 2017  
**Highest Punt Avg. (min. 2 att.):** 51.5 yards vs. Wake Forest, Oct. 21, 2017  
**Longest Punt:** 62 yards at No. 11/10 Miami (Fla.), Oct. 14, 2017  
**50+ Yard Punts:** 5 at No. 7 Clemson, Oct. 28, 2017  
**Punts Downed Inside 20:** 4 at No. 11/10 Miami (Fla.), Oct. 14, 2017

### JAQUAN HENDERSON

**Tackles:** 2 vs. Wake Forest, Oct. 21, 2017  
**Solo Tackles:** 2 vs. Wake Forest, Oct. 21, 2017

### JERRY HOWARD

**Rushing Attempts:** 6 vs. Jacksonville State, Sept. 9, 2017  
**Rushing Yards:** 82 yards vs. Jacksonville State, Sept. 9, 2017  
**Longest Rush:** 65 yards vs. Jacksonville State, Sept. 9, 2017  
**Rushing Touchdowns:** 1, twice - last vs. Wake Forest, Oct. 21, 2017  
**Receptions:** 1 at No. 7 Clemson, Oct. 28, 2017  
**Receiving Yards:** 15 yards at No. 7 Clemson, Oct. 28, 2017  
**Longest Reception:** 15 yards at No. 7 Clemson, Oct. 28, 2017

### TRE' JACKSON

**Tackles:** 2, twice - last vs. No. 25/24 Tennessee, Sept. 4, 2017  
**Solo Tackles:** 2 vs. Vanderbilt, Sept. 17, 2016  
**Tackles for Loss:** 1.0 vs. Vanderbilt, Sept. 17, 2016  
**Pass Breakups:** 1 vs. Vanderbilt, Sept. 17, 2016

### RICKY JEUNE

**Receptions:** 5 at Virginia, Oct. 31, 2015  
**Receiving Yards:** 103 yards at Virginia, Oct. 31, 2015  
**Touchdown Receptions:** 2 vs. Jacksonville State, Sept. 9, 2017  
**Longest Reception:** 58 yards at Virginia Tech, Nov. 12, 2015  
**Rushing Attempts:** 1, twice - last vs. Wake Forest, Oct. 21, 2017  
**Rushing Yards:** 40 yards at North Carolina, Nov. 5, 2016  
**Longest Rush:** 40 yards at North Carolina, Nov. 5, 2016

### JALEN JOHNSON

**Tackles:** 4 vs. Kentucky, Dec. 31, 2016  
**Solo Tackles:** 4 vs. Kentucky, Dec. 31, 2016  
**Tackles for Loss:** 1.0 at No. 7 Clemson, Oct. 28, 2017

### JAY JONES

**Rushing Attempts:** 2 vs. Pittsburgh, Sept. 23, 2017  
**Rushing Yards:** 9 yards vs. Pittsburgh, Sept. 23, 2017  
**Longest Rush:** 6 yards vs. Pittsburgh, Sept. 23, 2017

### MATTHEW JORDAN

**Completions:** 4 at Miami (Fla.), Nov. 21, 2015  
**Pass Attempts:** 8 at Miami (Fla.), Nov. 21, 2015  
**Passing Yards:** 77 yards vs. Vanderbilt, Sept. 17, 2016  
**Passing Touchdowns:** 1, twice - last vs. Vanderbilt, Sept. 17, 2016  
**Longest Pass:** 77 yards vs. Vanderbilt, Sept. 17, 2015  
**Rushing Attempts:** 32 at No. 18/22 Virginia Tech, Nov. 12, 2016  
**Rushing Yards:** 121 yards at No. 18/22 Virginia Tech, Nov. 12, 2016  
**Rushing Touchdowns:** 2, twice - last at No. 18/22 Virginia Tech, Nov. 12, 2016  
**Longest Rush:** 65 yards vs. Tulane, Sept. 12, 2015

### BRUCE JORDAN-SWILLING

**Tackles:** 7 at No. 11/10 Miami (Fla.), Oct. 14, 2017  
**Solo Tackles:** 4 at No. 11/10 Miami (Fla.), Oct. 14, 2017  
**Tackles for Loss:** 1.0 at No. 11/10 Miami (Fla.), Oct. 14, 2017  
**Pass Breakups:** 1 vs. Pittsburgh, Sept. 23, 2017  
**Quarterback Hurries:** 1 at No. 7 Clemson, Oct. 28, 2017

### SHAUN KAGAWA

**Tackles:** 2 vs. Mercer, Sept. 10, 2016  
**Solo Tackles:** 2 vs. Mercer, Sept. 10, 2016  
**Fumble Recoveries:** 1 vs. Alcorn State, Sept. 3, 2015

### AJANI KERR

**Tackles:** 1, four times - last at No. 7 Clemson, Oct. 28, 2017  
**Solo Tackles:** 1, four times - last at No. 7 Clemson, Oct. 28, 2017  
**Pass Breakups:** 1 vs. Pittsburgh, Sept. 23, 2017



## CAREER HIGHS

**BRENTON KING**

**Field Goals Made:** 2 vs. Wake Forest, Oct. 21, 2017  
**Longest Field Goal:** 42 yards vs. Wake Forest, Oct. 21, 2017  
**PATS Made:** 2 vs. Wake Forest, Oct. 21, 2017  
**Points Scored:** 8 vs. Wake Forest, Oct. 21, 2017  
**Kickoff Touchbacks:** 1 vs. Wake Forest, Oct. 21, 2017

**TERRELL LEWIS**

**Tackles:** 8 vs. Duke, Oct. 29, 2016  
**Solo Tackles:** 7 vs. Duke, Oct. 29, 2016  
**Tackles For Loss:** 1.0, four times - last vs. North Carolina, Sept. 30, 2017  
**Forced Fumbles:** 1 at No. 18/22 Virginia Tech, Nov. 12, 2016  
**Pass Breakups:** 1 vs. Duke, Oct. 29, 2016  
**Quarterback Hurries:** 1, three times - last vs. Jacksonville State, Sept. 9, 2017  
**Blocked Kicks:** 1 vs. Kentucky, Dec. 31, 2016 (punt)

**CLINTON LYNCH**

**Rushing Attempts:** 8, twice - last vs. Georgia, Nov. 28, 2015  
**Rushing Yards:** 78 yards vs. Georgia, Nov. 28, 2015  
**Rushing Touchdowns:** 1, seven times - last at Georgia, Nov. 26, 2016  
**Longest Rush:** 49 yards at Virginia, Oct. 31, 2015  
**Receptions:** 3, four times - last vs. Virginia, Nov. 19, 2016  
**Receiving Yards:** 91 yards vs. Duke, Oct. 29, 2016  
**Touchdown Receptions:** 2, twice - last vs. Duke, Oct. 29, 2016  
**Longest Reception:** 83 yards at No. 18/17 N. Carolina, Nov. 5, 2016

**TAQUON MARSHALL**

**Completions:** 5, four times - last vs. Wake Forest, Oct. 21, 2017  
**Pass Attempts:** 13 at No. 7 Clemson, Oct. 28, 2017  
**Passing Yards:** 120 yards vs. No. 25/24 Tennessee, Sept. 4, 2017  
**Longest Pass:** 44 yards vs. No. 25/24 Tennessee, Sept. 4, 2017  
**Passing Touchdowns:** 3 vs. Jacksonville State, Sept. 9, 2017  
**Rushing Attempts:** 44 vs. No. 25/24 Tennessee, Sept. 4, 2017  
**Rushing Yards:** 249 yards vs. No. 25/24 Tennessee, Sept. 4, 2017  
**Longest Rush:** 70 yards vs. Wake Forest, Oct. 21, 2017  
**Rushing Touchdowns:** 5 vs. No. 25/24 Tennessee, Sept. 4, 2017  
**Receptions:** 1, three times — last at Duke, Sept. 26, 2015  
**Receiving Yards:** 35 yards vs. Tulane, Sept. 12, 2015  
**Longest Reception:** 35 yards vs. Tulane, Sept. 12, 2015  
**Touchdown Receptions:** 1 vs. Tulane, Sept. 12, 2015

**ZACH MATTHEWS**

**Tackles:** 2, twice - last at No. 7 Clemson, Oct. 28, 2017  
**Solo Tackles:** 2 vs. North Carolina, Sept. 30, 2017

**TYLER MERRIWEATHER**

**Tackles:** 2 at No. 18/17 North Carolina, Nov. 5, 2016  
**Solo Tackles:** 1, four times - last vs. North Carolina, Sept. 30, 2017  
**Tackles for a Loss:** 0.5 at No. 18/17 North Carolina, Nov. 5, 2016

**ANTONIO MESSICK**

**Receptions:** 1 at NC State, Nov. 8, 2014  
**Receiving Yards:** 16 yards at NC State, Nov. 8, 2014  
**Touchdown Receptions:** 1 at NC State, Nov. 8, 2014  
**Longest Reception:** 16 yards at NC State, Nov. 8, 2014  
**Kickoff Returns:** 1 at Duke, Sept. 26, 2015  
**Longest Kickoff Return:** 13 yards at Duke, Sept. 26, 2015

**BRANT MITCHELL**

**Tackles:** 12 vs. Virginia, Nov. 19, 2016  
**Solo Tackles:** 8 vs. Virginia, Nov. 19, 2016  
**Tackles for Loss:** 1.0, five times — last vs. Duke, Oct. 29, 2016  
**Sacks:** 1.0 vs. Georgia, Nov. 28, 2015  
**Interceptions:** 1, four times - last at Georgia, Nov. 26, 2016  
**Pass Breakups:** 1, twice - last vs. No. 25/24 Tennessee, Sept. 4, 2017  
**Fumble Recoveries:** 1 at Pittsburgh, Oct. 8, 2016  
**Quarterback Hurries:** 2 vs. Pittsburgh, Sept. 23, 2017

**ANTWAN OWENS**

**Tackles:** 1, twice - last at No. 11/10 Miami (Fla.), Oct. 14, 2017  
**Solo Tackles:** 1 vs. Jacksonville State, Sept. 9, 2017  
**Tackles For Loss:** 1.0 vs. Jacksonville State, Sept. 9, 2017  
**Sacks:** 1.0 vs. Jacksonville State, Sept. 9, 2017

**T.D. ROOF**

**Tackles:** 2, four times - last at No. 7 Clemson, Oct. 28, 2017  
**Solo Tackles:** 2, four times - last at No. 7 Clemson, Oct. 28, 2017  
**Tackles For Loss:** 2.0 vs. Jacksonville State, Sept. 9, 2017  
**Sacks:** 2.0 vs. Jacksonville State, Sept. 9, 2017  
**Quarterback Hurries:** 1 at No. 7 Clemson, Oct. 28, 2017

**ANREE SAINT-AMOUR**

**Tackles:** 7 at No. 7 Clemson, Oct. 28, 2017  
**Solo Tackles:** 3, three times - last vs. Jacksonville State, Sept. 9, 2017  
**Tackles For Loss:** 3.0 vs. Jacksonville State, Sept. 9, 2017  
**Sacks:** 2.0, twice - last vs. Jacksonville State, Sept. 9, 2017  
**Forced Fumble:** 1 at No. 7 Clemson, Oct. 28, 2017  
**Fumble Recoveries:** 1, three times - last vs. Pittsburgh, Sept. 23, 2017  
**Quarterback Hurries:** 2 vs. No. 25/24 Tennessee, Sept. 4, 2017

**QUA SEARCY**

**Rushing Attempts:** 8 at Georgia, Nov. 26, 2016  
**Rushing Yards:** 91 yards vs. Mercer, Sept. 10, 2016  
**Rushing Touchdowns:** 1, four times - last vs. Wake Forest, Oct. 21, 2017  
**Longest Rush:** 60 yards vs. Virginia, Nov. 19, 2016  
**Receptions:** 3 vs. Boston College, Sept. 3, 2016  
**Receiving Yards:** 60 yards vs. Boston College, Sept. 3, 2016  
**Touchdown Receptions:** 1 vs. Tulane, Sept. 12, 2015  
**Longest Reception:** 42 yards vs. No. 25/24 Tennessee, Sept. 4, 2017  
**Punt Returns:** 1 vs. Alcorn State, Sept. 3, 2015

**ANTONIO SIMMONS**

**Tackles:** 6, twice - last at No. 7 Clemson, Oct. 28, 2017  
**Solo Tackles:** 6 at No. 7 Clemson, Oct. 28, 2017  
**Tackles For Loss:** 2.0, twice - last vs. Pittsburgh, Sept. 23, 2017  
**Sacks:** 2.0 vs. Pittsburgh, Sept. 23, 2017  
**Pass Breakups:** 1 vs. North Carolina, Oct. 3, 2015  
**Forced Fumble:** 1, four times - last at No. 7 Clemson, Oct. 28, 2017  
**Quarterback Hurries:** 3 vs. No. 14 Miami (Fla.), Oct. 1, 2016

**LAMONT SIMMONS**

**Tackles:** 4 vs. No. 5/3 Clemson, Sept. 22, 2016  
**Solo Tackles:** 3 vs. No. 5/3 Clemson, Sept. 22, 2016  
**Pass Breakups:** 1, four times - last at No. 11/10 Miami (Fla.), Oct. 14, 2017  
**Forced Fumbles:** 1 vs. No. 5/3 Clemson, Sept. 22, 2016  
**Kickoff Return Touchdowns:** 1 at No. 11/10 Miami (Fla.), Oct. 14, 2017 (onside kick)

**BRAD STEWART**

**Receptions:** 3, three times - last vs. Duke, Oct. 29, 2016  
**Receiving Yards:** 87 yards at Georgia, Nov. 26, 2016  
**Longest Reception:** 64 yards at Georgia, Nov. 26, 2016  
**Rushing Attempts:** 1, twice - last at Pittsburgh, Oct. 8, 2016  
**Punt Returns:** 3 vs. Jacksonville State, Sept. 9, 2017  
**Punt Return Yards:** 43 yards vs. No. 14 Miami (Fla.), Oct. 1, 2016  
**Long Punt Return:** 26 yards vs. No. 14 Miami (Fla.), Oct. 1, 2016

**BRADY SWILLING**

**Rushing Attempts:** 7 vs. Alcorn State, Sept. 3, 2015  
**Rushing Yards:** 49 yards vs. Tulane, Sept. 12, 2015  
**Rushing Touchdowns:** 1 vs. Alcorn State, Sept. 3, 2015  
**Longest Rush:** 27 yards vs. Tulane, Sept. 12, 2015

**TYLER VERNON**

**Tackles:** 1 vs. Jacksonville State, Sept. 9, 2017  
**Solo Tackles:** N/A

**QUAIDE WEIMERSKIRCH**

**Rushing Attempts:** 6 at No. 11/10 Miami (Fla.), Oct. 14, 2017  
**Rushing Yards:** 31 yards vs. Pittsburgh, Sept. 23, 2017  
**Rushing Touchdowns:** 1 vs. Pittsburgh, Sept. 23, 2017  
**Longest Rush:** 19 yards vs. Pittsburgh, Sept. 23, 2017



**STARTING LINEUPS, ETC.**

**OFFENSIVE STARTERS**

	QB	AB	AB	BB	WR	WR	LT	LG	C	RG	RT
vs. Tennessee	T. Marshall	Searcy	Cottrell	Benson	Jeune	Stewart	Lee	Braun	Cooper	Bryan	Stickler
Jacksonville State	T. Marshall	Searcy	Cottrell	Benson	Jeune	Stewart	Bryan	Braun	Cooper	Devine	Stickler
at UCF	CANCELED										
Pittsburgh	T. Marshall	Searcy	Lynch	Benson	Jeune	Stewart	Lee	Braun	Cooper	Devine	Stickler
North Carolina	T. Marshall	Searcy	Lynch	Benson	Jeune	Stewart	Bryan	Braun	Cooper	Devine	Stickler
at Miami	T. Marshall	Searcy	Lynch	Benson	Jeune	Stewart	Lee	Braun	Cooper	Bryan	Stickler
Wake Forest	T. Marshall	Searcy	Cottrell	Benson	Jeune	Stewart	Lee	Braun	Cooper	Devine	Stickler
at Clemson	T. Marshall	Searcy	Green	Benson	Jeune	Stewart	Lee	Braun	Cooper	Devine	Bryan
at Virginia											
Virginia Tech											
at Duke											
Georgia											

**DEFENSIVE STARTERS**

	DE	DT	DT	DE	LB/NIC	LB	LB	SS	FS	CB	CB
vs. Tennessee	Freeman	Cerge-Henderson	Branch	Saint-Amour	Law.Austin (NIC)	Mitchell	Lewis	Griffin	Gray	Lan. Austin	Durham
Jacksonville State	Freeman	Glanton	Branch	Saint-Amour	Law.Austin (NIC)	Mitchell	Alexander	Griffin	Gray	Lan. Austin	Durham
at UCF	CANCELED										
Pittsburgh	Freeman	Glanton	Branch	A. Simmons	Law.Austin (NIC)	Mitchell	Alexander	Griffin	Gray	Lan. Austin	Durham
North Carolina	Freeman	Glanton	Branch	A. Simmons	Law.Austin (NIC)	Mitchell	Alexander	Griffin	Gray	Lan. Austin	Durham
at Miami	Freeman	Glanton	Branch	Saint-Amour	Law.Austin (NIC)	Mitchell	Alexander	Griffin	Gray	Lan. Austin	Durham
Wake Forest	Freeman	Glanton	Branch	Saint-Amour	Law.Austin (NIC)	Jackson	Alexander	Griffin	Gray	Lan. Austin	Durham
at Clemson	Freeman	Glanton	Branch	Saint-Amour	Law.Austin (NIC)	Mitchell	Alexander	Griffin	Gray	Lan. Austin	Durham
at Virginia											
Virginia Tech											
at Duke											
Georgia											

**GAME INFORMATION**

	TECH CAPTAINS	COIN TOSS	GT KO/REC.	GT 1ST OFF. PLAY	GT 1ST POSSESSION	OPP. 1ST POSSESSION	KICKOFF TIME	GAME LENGTH	GT HELMET	GT JERSEY	GT PANTS
vs. Tennessee	Freeman, Lewis, Jeune	GT	Kick	Searcy rush, 4 yds.	Punt	Punt	8:05 p.m.	3:42	Gold	White	Gold
Jacksonville State	Lan. Austin, Devine, A. Simmons	JSU	Rec.	T. Marshall rush, 18 yds.	Punt	Punt	12:34 p.m.	2:46	Gold	White	Gold
at UCF	CANCELED										
Pittsburgh	Griffin, Law. Austin, Green	Pitt	Kick	T. Marshall rush, 1 yd.	Fumble	Touchdown	12:20 p.m.	3:28	Gold	White	Gold
North Carolina	Durham, Kagawa, Messick	NC	Rec.	T. Marshall rush, 4 yds.	Punt	Punt	12:01 p.m.	2:57	White	White	White
at Miami	T. Marshall, Lan. Austin, Freeman	GT	Kick	T. Marshall rush, (-2) yds.	Punt	Punt	3:41 p.m.	3:32	Gold	White	Gold
Wake Forest	T. Marshall, Lan. Austin, Freeman	WF	Rec.	T. Marshall pass to Jeune, 14 yds	Field Goal	Punt	7:37 p.m.	3:16	White	White	White
at Clemson	T. Marshall, Lan. Austin, Freeman	CU	Rec.	Benson rush, 2 yds	Fumble	Touchdown	8:12 p.m.	3:04	White	White	Gold
at Virginia											
Virginia Tech											
at Duke											
Georgia											

\* *touchdown*

**TURNOVERS**

**GEORGIA TECH TAKEAWAYS**

NO.	OPP.	QTR	TURNOVER	DEFENDER(S)	LED TO	PTS. OFF
1	JSU (3)	2	Interception	Lawrence Austin	TD	7
2		3	Interception	Step Durham	TD	7
3		3	Fumble	A.J. Gray (R)	TD	6
4	Pitt (1)	4	Fumble	Anree Saint-Amour (R)	Fumble	-
5	NC (2)	3	Interception	A.J. Gray	TD	7
6		3	Interception	A.J. Gray	Fumble	-
7	WF (1)	4	Interception	Corey Griffin	QB kneel	-
8	CU (1)	1	Fumble	Antonio Simmons (F); Step Durham (R)	FG	3
* <i>Defensive touchdown</i>						<b>Points 30</b>

**GEORGIA TECH GIVEAWAYS**

NO.	OPP.	QTR	TURNOVER	OFFENSIVE PLAYER	LED TO	PTS. OFF
1	UT (2)	2	Fumble	TaQuon Marshall	TD	7
2		4	Fumble	J.J. Green	TD	7
3	Pitt (4)	1	Fumble	KirVonte Benson	Missed FG	-
4		2	Fumble	Jerry Howard	Punt	-
5		3	Fumble	Quaide Weimerskirch	Punt	-
6		4	Fumble	KirVonte Benson	Punt	-
7	NC (2)	3	Fumble	TaQuon Marshall	INT	-
8		3	Fumble	KirVonte Benson	Punt	-
9	UM (1)	4	Fumble	KeShun Freeman	Game	-
10	CU (1)	1	Fumble	KirVonte Benson	TD	7
* <i>Defensive touchdown</i>						<b>Points 21</b>

**DRIVES**
**DRIVE CHART**

DISPLAYED GEORGIA TECH/OPPONENT

	Possessions	TDs	FGs Made	FGs Missed	Fum.	Int.	Safety	Punt	Downs	Half	Game	80+yard Drives	3 and Out
vs. Tennessee	14/13	6/6	0/0	2/0	2/0	0/0	0/0	3/6	0/1	1/0	0/0	3/1	2/5
Jacksonville State	11/11	5/1	1/1	0/0	0/1	0/2	0/0	3/5	1/0	0/1	1/0	0/0	0/7
at UCF	CANCELED												
Pittsburgh	13/14	5/2	0/1	0/1	4/1	0/0	0/0	4/7	0/1	0/0	0/1	1/0	4/7
North Carolina	12/12	4/1	2/0	0/2	2/0	0/2	0/0	3/6	0/0	1/0	0/1	2/0	4/7
at Miami	13/13	3/2	1/4	0/0	1/0	0/0	0/0	6/6	1/0	1/0	0/1	0/1	3/3
Wake Forest	12/11	5/3	2/1	0/0	0/0	0/1	0/0	2/3	2/3	0/0	1/0	0/1	2/3
at Clemson	13/14	1/3	1/1	0/0	1/1	0/0	0/0	9/7	1/0	0/1	0/1	0/0	8/5
at Virginia													
Virginia Tech													
at Duke													
Georgia													
<b>TOTALS</b>	<b>88/88</b>	<b>29/18</b>	<b>7/8</b>	<b>2/3</b>	<b>10/3</b>	<b>0/5</b>	<b>0/0</b>	<b>30/40</b>	<b>5/5</b>	<b>3/2</b>	<b>2/4</b>	<b>6/3</b>	<b>23/37</b>

**GEORGIA TECH SCORING DRIVES**

	QTR	TD	FG	PLAYERS	PLAY	PL	YDS	TIME
Tennessee	1	X		TaQuon Marshall	1-yard rush	12	86	6:51
	2	X		KirVonte Benson	1-yard rush	16	75	7:00
	3	X		TaQuon Marshall	1-yard rush	11	80	5:36
	4	X		TaQuon Marshall	6-yard rush	7	75	2:34
	OT	X		TaQuon Marshall	1-yard rush	5	25	0:00
	2OT	X		TaQuon Marshall	13-yard rush	4	25	0:00
	JSU	1	X		Shawn Davis	34-yard FG	8	44
2		X		TaQuon Marshall to Ricky Jeune	27-yard pass	2	32	0:14
3		X		TaQuon Marshall to Ricky Jeune	23-yard pass	3	16	1:50
3		X		TaQuon Marshall to J.J. Green	10-yard pass	6	29	3:22
3		X		Jerry Howard	65-yard rush	2	64	0:52
Pittsburgh	4	X		TaQuon Marshall	1-yard rush	4	25	0:00
	1	X		TaQuon Marshall	32-yard rush	7	68	3:24
	2	X		TaQuon Marshall	1-yard rush	13	79	5:59
	2	X		KirVonte Benson	5-yard rush	13	80	4:15
North Carolina	3	X		Quaide Weimerskirch	19-yard rush	8	57	4:04
	4	X		KirVonte Benson	47-yard rush	1	47	0:09
	1	X		TaQuon Marshall	5-yard rush	18	90	8:54
	2	X		Shawn Davis	21-yard FG	17	74	7:37
Miami	3	X		KirVonte Benson	63-yard rush	1	63	0:14
	3	X		TaQuon Marshall to Ricky Jeune	12-yard pass	5	80	2:39
	4	X		Brenton King	25-yard FG	12	55	5:50
	4	X		Matthew Jordan	5-yard rush	6	37	3:12
Wake Forest	1	X		J.J. Green	5-yard rush	7	76	3:43
	2	X		TaQuon Marshall to J.J. Green	3-yard pass	8	70	3:41
	3	X		Lamont Simmons	42-yard KO Ret.			
Clemson	3	X		Brenton King	31-yard FG	13	68	6:34
	1	X		Brenton King	22-yard FG	15	70	8:10
	2	X		Jerry Howard	2-yard rush	13	75	5:44
	2	X		Brenton King	42-yard FG	8	53	1:02
Clemson	3	X		TaQuon Marshall	49-yard rush	1	49	0:11
	3	X		Qua Searcy	42-yard rush	6	75	2:56
	4	X		KirVonte Benson	11-yard rush	12	57	5:52
	4	X		TaQuon Marshall	70-yard rush	3	76	1:47

**OPPONENT SCORING DRIVES**

	QTR	TD	FG	PLAYERS	PLAY	PL	YDS	TIME
Tennessee	2	X		John Kelly	1-yard rush	8	46	2:30
	3	X		Quinten Dormady to Marquez Callaway	10-yard pass	7	70	2:32
	4	X		Quinten Dormady to Marquez Callaway	50-yard pass	5	61	1:15
	4	X		John Kelly	11-yard rush	7	93	3:21
	OT	X		John Kelly	1-yard rush	3	25	0:00
	2OT	X		John Kelly	2-yard rush	3	25	0:00
	JSU	2	X		Bryant Horn to Krenwick Sanders	5-yard pass	14	75
3		X		Cade Stinnett	27-yard FG	11	65	5:45
Pittsburgh		1	X	Ben DiNucci to Qadree Ollison	28-yard pass	5	78	2:32
Pittsburgh	2	X		Quadree Henderson	80-yard Punt Ret.			
	2	X		Alex Kessman	55-yard FG	6	38	0:47
North Carolina	4	X		Jordon Brown	8-yard rush	7	61	3:10
Miami	1	X		Michael Badgley	33-yard FG	8	29	2:41
	2	X		Michael Badgley	32-yard FG	11	72	4:17
	2	X		Malik Rosier to Travis Homer	17-yard pass	9	77	1:47
	3	X		Michael Badgley	21-yard FG	6	71	2:19
Wake Forest	4	X		Travis Homer	27-yard rush	6	75	1:57
	4	X		Michael Badgley	24-yard FG	15	85	2:30
	1	X		John Wolford to Scotty Washington	6-yard pass	6	54	2:26
	2	X		John Wolford to Tabari Hines	15-yard pass	8	80	3:25
Clemson	2	X		John Wolford	1-yard rush	9	64	3:33
	4	X		Mike Weaver	29-yard FG	6	48	2:20
	1	X		Kelly Bryant to Deon Cain	38-yard pass	2	45	0:22
Clemson	1	X		Kelly Bryant to Milan Richard	20-yard pass	8	55	2:50
	2	X		Travis Etienne	2-yard rush	10	71	3:19
	3	X		Alex Spence	29-yard FG	11	75	4:23

**TOUCHDOWN DRIVES SUMMARY**

	GT	OPP
Touchdown plays of 20-plus yards	10	5
Touchdown plays of 50-plus yards	3	3
Touchdown drives of 80-plus yards	5	2
Touchdown drives of 90-plus yards	1	1
Touchdown drives of 20 yards or less	1	0
Touchdown drives of 5:00 or more	8	1
Touchdown drives of 7:00 or more	2	1
Touchdown drives of 3:00 or less	10	9
Touchdown drives of 2:00 or less	7	4
Touchdown drives of 1:00 or less	5	1
Touchdown drives of 5 plays or less	9	6
Touchdown drives of 10 plays or more	14	1
Touchdown drives of 1 play	3	0

\* does not include Punt/Kickoff Returns for TD

**BIG PLAYS**

**GEORGIA TECH BIG PLAYS (20+ YARDS)**

NO.	OPPONENT	PLAYER(S)	PLAY	* Touchdown	
				DOWN-DIST.	YDS.
1	Tennessee (6)	TaQuon Marshall to Ricky Jeune	Pass	3-12	44
2		J.J. Green	KO Ret.		20
3		TaQuon Marshall	Rush	1-10	28
4		Nathan Cottrell	Rush	1-10	38
5		TaQuon Marshall to Qua Searcy	Pass	2-9	42
6		TaQuon Marshall	Rush	2-7	27
7	Jacksonville State (5)	TaQuon Marshall to Clinton Lynch	Pass	2-10	33
8		Lawrence Austin	Int.		21
9		TaQuon Marshall to Ricky Jeune	Pass	2-5	27*
10		TaQuon Marshall to Ricky Jeune	Pass	3-17	23*
11		Jerry Howard	Rush	2-11	65*
12	Pittsburgh (4)	Nathan Cottrell	KO Ret.		26
13		TaQuon Marshall	Rush	2-9	32*
14		TaQuon Marshall to Rickey Jeune	Pass	2-13	28
15		KirVonte Benson	Rush	1-10	47*
16	North Carolina (4)	TaQuon Marshall	Rush	3-13	20
17		Clinton Lynch	Rush	4-1	24
18		KirVonte Benson	Rush	1-10	63*
19		TaQuon Marshall	Rush	2-8	65
20	Miami (6)	Clinton Lynch	Rush	1-10	48
21		Nathan Cottrell	Rush	1-10	24
22		Nathan Cottrell	KO Ret.		25
23		Lamont Simmons	KO Ret. (on-side)		42*
24		TaQuon Marshall to Ricky Jeune	Pass	2-13	48
25		Nathan Cottrell	KO Ret.		35
26	Wake Forest (6)	Nathan Cottrell	KO Ret.		24
27		TaQuon Marshall	Rush	1-10	49*
28		Qua Searcy	Rush	2-8	42*
29		Ricky Jeune	Rush	1-10	30
30		TaQuon Marshall	Rush	3-4	70*
31		Corey Griffin	INT Ret.		27
32	Clemson (6)	KirVonte Benson	Rush	1-10	65
33		Nathan Cottrell	KO Ret.		20
34		KirVonte Benson	Rush	1-10	20
35		Nathan Cottrell	KO Ret.		20
36		TaQuon Marshall to Ricky Jeune	Pass	4-6	23
37		TaQuon Marshall	Rush	2-10	22*

**OPPONENT BIG PLAYS (20+ YARDS)**

NO.	OPPONENT	PLAYER(S)	PLAY	* Touchdown	
				DOWN-DIST.	YDS.
1	Tennessee (6)	Evan Berry	KO Ret.		35
2		Evan Berry	KO Ret.		51
3		John Kelly	Rush	1-10	22
4		John Kelly	Rush	1-10	30
5		Quinten Dormady to Marquez Callaway	Pass	2-10	50*
6		Quinten Dormady to Marquez Callaway	Pass	1-10	40
7	Jacksonville State (1)	Bryant Horn to Krenwic Sanders	Pass	1-10	23
8	Pittsburgh (10)	Quadree Henderson	KO Ret.		22
9		Jordan Whitehead	Rush	1-10	30
10		Ben DiNucci to Qadree Ollison	Pass	2-7	28*
11		Quadree Henderson	KO Ret.		25
12		Quadree Henderson	KO Ret.		29
13		Quadree Henderson	Punt Ret.		80*
14		Ben DiNucci to Rafael Araujo-Lopes	Pass	2-5	22
15		Quadree Henderson	KO Ret.		20
16		Quadree Henderson	KO Ret.		26
17		Max Browne to Aaron Mathews	Pass	1-10	20
18	North Carolina (6)	Anthony Ratliff	KO Ret.		40
19		Chazz Surratt to Jordan Brown	Pass	2-6	27
20		Anthony Ratliff	KO Ret.		23
21		Anthony Ratliff	KO Ret.		24
22		Chazz Surratt to Jordan Cunningham	Pass	2-4	34
23		Anthony Ratliff	KO Ret.		27
24	Miami (8)	Braxton Berrios	Punt Ret.		34
25		Travis Homer	Rush	1-10	32
26		Malik Rosier to Darrell Langham	Pass	2-15	32
27		Jeff Thomas	KO Ret.		38
28		Jeff Thomas	KO Ret.		25
29		Travis Homer	Rush	2-5	27*
30		Travis Homer	Rush	2-10	21
31		Malik Rosier to Darrell Langham	Pass	4-10	28
32	Wake Forest (7)	Greg Dortch	KO Ret.		22
33		Greg Dortch	KO Ret.		22
34		John Wolford to Greg Dortch	Pass	2-10	42
35		Greg Dortch	KO Ret.		40
36		John Wolford to Cortez Lewis	Pass	1-10	37
37		Greg Dortch	KO Ret.		22
38		John Wolford to Greg Dortch	Pass	1-10	28
39	Clemson (5)	Kelly Bryant to Deon Cain	Pass	2-3	38*
40		Travis Etienne	KO Ret.		27
41		Kelly Bryant to Milan Richard	Pass	2-8	20*
42		Adam Choice	Rush	2-3	28
43		Kelly Bryant to Ray-Ray McCloud	Pass	2-1	22

**BIG PLAYS FROM SCRIMMAGE SUMMARY**

RUSH/CATCH	20-29	30-39	40-49	50-59	60-69	70-79	80-89	90-99	TOT
TaQuon Marshall	4 (4-0)	1 (1-0)	1 (1-0)	-	1 (1-0)	1 (1-0)	-	-	8 (8-0)
Ricky Jeune	4 (0-4)	1 (1-0)	2 (0-2)	-	-	-	-	-	7 (1-6)
KirVonte Benson	1 (1-0)	-	1 (1-0)	-	2 (2-0)	-	-	-	4 (4-0)
Clinton Lynch	1 (1-0)	1 (0-1)	1 (1-0)	-	-	-	-	-	3 (2-1)
Nathan Cottrell	1 (1-0)	1 (1-0)	-	-	-	-	-	-	2 (2-0)
Qua Searcy	-	-	2 (1-1)	-	-	-	-	-	2 (1-1)
Jerry Howard	-	-	-	-	1 (1-0)	-	-	-	1 (1-0)
<b>Totals</b>	<b>11 (7-4)</b>	<b>4 (3-1)</b>	<b>7 (4-3)</b>	<b>-</b>	<b>4 (4-0)</b>	<b>1 (1-0)</b>	<b>-</b>	<b>-</b>	<b>27 (19-8)</b>
<b>Opponents</b>	<b>13 (4-9)</b>	<b>7 (3-4)</b>	<b>2 (0-2)</b>	<b>1 (0-1)</b>	<b>-</b>	<b>-</b>	<b>-</b>	<b>-</b>	<b>23 (7-16)</b>
<b>PASSING</b>									
	20-29	30-39	40-49	50-59	60-69	70-79	80-89	90-99	TOT
TaQuon Marshall	4	1	3	-	-	-	-	-	8
<b>Totals</b>	<b>4</b>	<b>1</b>	<b>3</b>	<b>-</b>	<b>-</b>	<b>-</b>	<b>-</b>	<b>-</b>	<b>8</b>
<b>Opponents</b>	<b>9</b>	<b>4</b>	<b>2</b>	<b>1</b>	<b>-</b>	<b>-</b>	<b>-</b>	<b>-</b>	<b>16</b>



**THE LAST TIME IT HAPPENED ...**
**TEAM**

	<b>GEORGIA TECH</b>	<b>OPPONENT</b>
<b>Scored 50 Points</b>	Sept. 12, 2015 vs. Tulane (65)	Nov. 14, 2013 by Clemson (55)
<b>Scored 50 Points, ACC Game</b>	Nov. 8, 2014 at NC State (56)	Nov. 14, 2013 by Clemson (55)
<b>Scored 35 Points, Half</b>	Sept. 12, 2015 vs. Tulane (37/2nd)	Oct. 10, 2009 by Florida State (35/1st)
<b>Scored 28 Points, Quarter</b>	Sept. 3, 2015 vs. Alcorn State (34/1st)	Dec. 31, 2008 by LSU (28/2nd) (Chick-fil-A Bowl)
<b>Scored 0 Points</b>	Oct. 18, 1997 at Florida State	Oct. 19, 2013 by Syracuse
<b>Scored 0 Points, Half</b>	Sept. 22, 2016 vs. No. 5/3 Clemson (1st)	Sept. 30, 2017 by North Carolina (1st)
<b>Overcame 10-Point Deficit, Win</b>	Oct. 21, 2017 vs. Wake Forest (10-21)	Oct. 14, 2017 by No. 11/10 Miami (13-24)
<b>Overcame 10-Point Halftime Deficit, Win</b>	Nov. 29, 2008 at Georgia (12-28)	Nov. 30, 2013 by Georgia (20T) (7-20)
<b>40-Point Margin of Victory</b>	Sept. 12, 2015 vs. Tulane (65-10)	Sept. 24, 2005 by Virginia (7-51)
<b>30-Point Margin of Victory</b>	Sept. 17, 2016 vs. Vanderbilt (38-7)	Nov. 24, 2012 by Georgia (42-10)
<b>Scored 30 Points or more, Loss</b>	Sept. 4, 2017 vs. No. 25/24 Tennessee (20T) (41)	Dec. 31, 2014 by Mississippi State (34)
<b>Scored fewer than 10 Points, Win</b>	Nov. 11, 2006 at North Carolina (7-0)	Dec. 2, 2006 by Wake Forest (9-6)
<b>7 Touchdowns</b>	Sept. 12, 2015 vs. Tulane (9)	Oct. 18, 2014 by North Carolina (7)
<b>0 Touchdowns</b>	Dec. 31, 2008 vs. LSU	Nov. 15, 2014 by Clemson
<b>5+ Rushing Touchdowns</b>	Oct. 21, 2017 vs. Wake Forest (5)	Nov. 5, 2016 by No. 18/17 North Carolina (5)
<b>4+ Passing Touchdowns</b>	Sept. 13, 2014 vs. Georgia Southern (4)	Oct. 18, 2014 by North Carolina (4)
<b>Interception Return for Touchdown</b>	Nov. 19, 2016 vs. Virginia Lance Austin (24 yards) (Matt Johns pass)	Oct. 12, 2013 by BYU Alani Fua (51 yards) (Vlad Lee pass)
<b>Fumble Return for Touchdown</b>	Dec. 31, 2016 vs. Kentucky; P.J. Davis (38 yards)	Oct. 1, 2016 by No. 14 Miami; Shaquille Quarterman (17 yards) Oct. 1, 2016 by No. 14 Miami; Joe Jackson (18 yards)
<b>Punt Return for Touchdown</b>	Sept. 10, 2009 vs. Clemson; Jerrard Tarrant (85 yards)	Sept. 23, 2017 by Pittsburgh; Quadree Henderson (80 yards)
<b>Blocked Punt Return for Touchdown</b>	Sept. 27, 1997 vs. Clemson Block by Ajenavi Eziemefe, DJay Jones recovered for TD	Sept. 25, 2010 by NC State Asa Watson blocked and recovered for a touchdown
<b>Kickoff Return for Touchdown</b>	Oct. 14, 2017 vs. No. 11/10 Miami; Lamont Simmons (42 yards (on-side))	Sept. 26, 2015 by Duke; DeVon Edwards (100 yards)
<b>2 Non-Offensive Touchdowns</b>	Nov. 8, 2014 at NC State (INT return, fumble return)	Oct. 1, 2016 by No. 14 Miami (2 fumble returns)
<b>4 Field Goals Made</b>	Dec. 31, 2016 vs. Kentucky (4)	Oct. 14, 2017 by No. 11/10 Miami (4)
<b>3 Field Goals Missed</b>	Oct. 20, 2012 vs. Boston College (3)	Sept. 29, 2007 by Clemson (4)
<b>5 Field Goals Attempted</b>	Dec. 31, 2011 vs. Utah (5)	Nov. 17, 2007 by North Carolina (5)
<b>50-yard Field Goal Made</b>	Dec. 31, 2016 vs. Kentucky (Harrison Butker, 52)	Sept. 23, 2017 by Pittsburgh; Alex Kessman (55 yards)
<b>Missed PAT</b>	Sept. 30, 2017 vs. North Carolina	Nov. 12, 2015 by Virginia Tech
<b>Missed more than 1 PAT</b>	Nov. 3, 2012 at Maryland (2)	Nov. 5, 1977 by Notre Dame (2)
<b>Made 2-Point Conversion</b>	Sept. 19, 2015 at Notre Dame (Clinton Lynch rush)	Dec. 31, 2016 by Kentucky (Stephen Johnson pass to C.J. Conrad)
<b>Failed 2-Point Conversion</b>	Oct. 21, 2017 vs. Wake Forest (2) (rush failed/pass failed)	Oct. 14, 2017 by No. 11/10 Miami (Malik Rosier pass failed)
<b>Two+ 2-Point Conversions Attempted</b>	Oct. 21, 2017 vs. Wake Forest (2, 2 failed)	Sept. 26, 2015 by Duke (3/1 made, 2 failed)
<b>Defensive Extra Point Scored</b>	Oct. 28, 1989 at Duke Ken Swilling 99-yard INT return (Steve Prince pass)	None recorded
<b>Recorded Safety</b>	Sept. 12, 2015 vs. Tulane Tulane recovered poor snap on punt attempt in end zone	Sept. 22, 2016 by Clemson GT recovered a fumble after an interception in their own end zone
<b>Blocked Field Goal</b>	Nov. 12, 2016 at No. 18/22 Virginia Tech TEAM blocked Joey Slye's attempt	Sept. 4, 2017 by No. 25/24 Tennessee (20T) Paul Bain blocked Shawn Davis' attempt
<b>Blocked PAT</b>	Nov. 8, 2014 at NC State (Adam Gotsis)	Oct. 21, 2017 by Wake Forest
<b>Blocked Punt</b>	Dec. 31, 2016 vs. Kentucky Terrell Lewis blocked punt of Grant KcKinniss	Dec. 31, 2016 by Kentucky Nico Frios blocked punt of Ryan Rodwell
<b>Blocked 2 Kicks/Punts</b>	Dec. 30, 2013 vs. Ole Miss (field goal/PAT)	Nov. 4, 1989 by Western Carolina (2 FGAs)
<b>30+ First Downs</b>	Sept. 4, 2017 vs. No. 25/24 Tennessee (20T) (33)	Dec. 31, 2014 by Mississippi State (33)
<b>10 (or fewer) First Downs</b>	Oct. 28, 2017 at No. 7 Clemson (10)	Nov. 15, 2014 by Clemson (10)
<b>500-599 Yards Total Offense</b>	Nov. 5, 2016 at No. 18/17 North Carolina (518)	Oct. 29, 2016 by Duke (559)
<b>600+ Yards Total Offense</b>	Sept. 4, 2017 vs. No. 25/24 Tennessee (20T) (655)	Nov. 5, 2016 by No. 18/17 North Carolina (636)
<b>Less than 200 Yards Total Offense</b>	Sept. 22, 2016 vs. No. 5/3 Clemson (124)	Sept. 9, 2017 by Jacksonville State (189)
<b>Less than 100 Yards Total Offense</b>	Nov. 18, 1961 at Alabama (96)	Oct. 9, 2004 by Maryland (82)
<b>300+ Yards Total Offense, Half</b>	Sept. 4, 2017 vs. No. 25/24 Tennessee (20T) (379/2nd)	Nov. 12, 2016 by No. 18/22 Virginia Tech (316/2nd)
<b>Less than 50 Yards Total Offense, Half</b>	Sept. 22, 2016 vs. No. 5/3 Clemson (22/1st)	Sept. 9, 2017 by Jacksonville State (45/2nd)
<b>90 Offensive Plays</b>	Sept. 4, 2017 vs. No. 25/24 Tennessee (20T) (96)	Oct. 26, 2013 by Virginia (93)
<b>50 (or fewer) Offensive Plays</b>	Nov. 19, 2016 vs. Virginia (41)	Oct. 1, 2016 by No. 14 Miami (46)
<b>300-399 Yards Rushing</b>	Nov. 12, 2016 at No. 18/22 Virginia Tech (309)	Nov. 28, 2009 by Georgia (339)
<b>400+ Yards Rushing</b>	Oct. 21, 2017 vs. Wake Forest (427)	Nov. 27, 1975 by Georgia (431)
<b>50 Yards (or less) Rushing</b>	Nov. 27, 2004 at Georgia (24)	Sept. 23, 2017 by Pittsburgh (37)
<b>0 Yards (or less) Rushing</b>	1968 (two times – vs. Notre Dame and Navy)	Nov. 2, 2013 by Pittsburgh (-5)
<b>60+ Rushing Attempts</b>	Oct. 21, 2017 vs. Wake Forest (66)	Oct. 5, 2002 by Wake Forest (60)
<b>30 (or fewer) Rushing Attempts</b>	Nov. 1, 2007 vs. Virginia Tech (26)	Sept. 30, 2017 by North Carolina (26)
<b>25+ Pass Completions</b>	Sept. 10, 2005 vs. North Carolina (25)	Nov. 19, 2016 by Virginia (27)
<b>5 (or fewer) Pass Completions</b>	Oct. 28, 2017 at No. 7 Clemson (3)	Oct. 1, 1994 by NC State (3)
<b>40+ Pass Attempts</b>	Sept. 22, 2007 at Virginia (40)	Nov. 19, 2016 by Virginia (46)
<b>10 (or fewer) Pass Attempts</b>	Oct. 14, 2017 vs. No. 11/10 Miami (3)	Nov. 30, 1985 by Georgia (10)
<b>Threw 3 Interceptions</b>	Nov. 1, 2007 vs. Virginia Tech (5)	Nov. 19, 2016 by Virginia (3)
<b>300-399 Yards Passing</b>	Sept. 1, 2011 vs. Western Carolina (365)	Nov. 12, 2016 by No. 18/22 Virginia Tech (316)
<b>400+ Yards Passing</b>	Nov. 10, 2001 at Virginia (486)	Dec. 31, 2014 by Mississippi State (453)
<b>100 (or less) Yards Passing</b>	Oct. 28, 2017 at No. 7 Clemson (32)	Sept. 9, 2017 by Jacksonville State (73)

## THE LAST TIME IT HAPPENED ...

## TEAM

	GEORGIA TECH	OPPONENT
<b>Completed 70 Percent of Pass Attempts</b>	Sept. 9, 2017 vs. Jacksonville State (.714, 5-of-7)	Oct. 8, 2016 by Pittsburgh (.700, 14-of-20)
<b>5+ Fumbles</b>	Sept. 23, 2017 vs. Pittsburgh (5)	Oct. 25, 2014 by Pittsburgh (7)
<b>4+ Fumbles Lost</b>	Sept. 23, 2017 vs. Pittsburgh (4)	Oct. 25, 2014 by Pittsburgh (6)
<b>5 Turnovers</b>	Oct. 26, 2013 at Virginia (5)	Oct. 25, 2014 by Pittsburgh (6)
<b>0 Turnovers</b>	Oct. 21, 2017 vs. Wake Forest	Oct. 14, 2017 by No. 11/10 Miami
<b>10 Penalties</b>	Oct. 12, 2013 at BYU (10)	Sept. 22, 2016 by No. 5/3 Clemson (10)
<b>2 (or fewer) Penalties</b>	Oct. 28, 2017 at No. 7 Clemson (2)	Sept. 4, 2017 by No. 25/24 Tennessee (20T) (2)
<b>100+ Penalty Yards</b>	Oct. 20, 2007 vs. Army (110)	Oct. 28, 2004 by Virginia Tech (108)
<b>10 (or fewer) Penalty Yards</b>	Oct. 14, 2017 vs. No. 11/10 Miami (6)	Nov. 2, 2013 by Pittsburgh (10)
<b>10 Punts</b>	Sept. 29, 2007 vs. Clemson (10)	Oct. 11, 2008 by Gardner-Webb (10)
<b>0 Punts</b>	Nov. 8, 2014 at NC State	Dec. 5, 2009 by Clemson
<b>10 Third-Down Conversions</b>	Sept. 4, 2017 vs. No. 25/24 Tennessee (20T) (13)	Oct. 15, 2016 by Georgia Southern (13)
<b>2+ Fourth-Down Conversions</b>	Sept. 30, 2017 vs. North Carolina (3-of-3)	Sept. 30, 2017 by North Carolina (3-of-3)
<b>4 Fourth-Down Attempts</b>	Oct. 8, 2016 at Pittsburgh (2-of-4)	Dec. 31, 2016 by Kentucky (2-of-4)
<b>37:00 or higher Time of Possession</b>	Sept. 30, 2017 vs. North Carolina (38:35)	Nov. 19, 2016 by Virginia (38:37)
<b>15 Tackles for Loss</b>	Sept. 1, 2007 at Notre Dame (19)	None Recorded
<b>10 Sacks</b>	Oct. 9, 1993 vs. Maryland (11)	None Recorded
<b>5 Players to Score TD</b>	Sept. 12, 2015 vs. Tulane (8)	Oct. 18, 2014 at North Carolina (6)
<b>4 Players to Rush for TD</b>	Oct. 21, 2017 vs. Wake Forest (4)	Nov. 10, 2012 by North Carolina (4)
<b>3 Players to Catch TD Pass</b>	Sept. 12, 2015 vs. Tulane (3)	Oct. 18, 2014 at North Carolina (3)
<b>2 Players to Throw TD Pass</b>	Sept. 17, 2016 vs. Vanderbilt (2 - Justin Thomas & Matthew Jordan)	Oct. 1, 2011 by NC State (2)
<b>15-Play+ Touchdown Drive</b>	Sept. 30, 2017 vs. North Carolina (18)	Oct. 15, 2016 by Georgia Southern (18)
<b>8-Minute+ Touchdown Drive</b>	Sept. 30, 2017 vs. North Carolina (8:54)	Sept. 9, 2017 by Jacksonville State (8:11)
<b>90-Yard+ Touchdown Drive</b>	Sept. 30, 2017 vs. North Carolina (90)	Sept. 4, 2017 by No. 25/24 Tennessee (20T) (93)
<b>1-Play Touchdown Drive</b>	Oct. 21, 2017 vs. Wake Forest (TaQuon Marshall 49-yard run)	Oct. 29, 2016 by Duke (Jela Duncan 10-yard run)
<b>Won an Overtime Game</b>	Nov. 29, 2014 at Georgia (OT) (30-24)	Sept. 4, 2017 by No. 25/24 Tennessee (20T) (42-41)
<b>Game Won on Final Play</b>	Oct. 24, 2015 vs. Florida State (Lance Austin 78-yard missed FG return)	Sept. 4, 2017 by No. 25/24 Tennessee (20T) (stop on a 2-pt conversion attempt in the second overtime period)

## BOTH TEAMS COMBINED

<b>90 Points</b>	Oct. 18, 2014 at North Carolina (91, 43-48)	<b>100+ Rushing Attempts</b>	Sept. 4, 2017 vs. No. 25/24 Tennessee (20T) (108)
<b>20 (or fewer) Points</b>	Nov. 28, 2015 vs. Georgia (20) (13-7)	<b>60 (or fewer) Rushing Attempts</b>	Sept. 9, 2006 vs. Samford (51)
<b>10 (or fewer) Points</b>	Nov. 11, 2006 at North Carolina (7) (7-0)	<b>700+ Yards Passing</b>	Nov. 10, 2001 at Virginia (813)
<b>50 Points in a Half</b>	Nov. 23, 2013 vs. Alabama A&M (52/1st)	<b>150 (or fewer) Yards Passing</b>	Nov. 3, 2012 at Maryland (146)
<b>0 Points in a Half</b>	Nov. 11, 2006 at North Carolina (2nd)	<b>50 Pass Completions</b>	Sept. 15, 2007 vs. Boston College (50)
<b>30 Points in a Quarter</b>	Oct. 8, 2016 at Pittsburgh (31/2nd)	<b>20 (or fewer) Completions</b>	Sept. 9, 2017 vs. Jacksonville State (13)
<b>10+ Touchdowns</b>	Sept. 4, 2017 vs. No. 25/24 Tennessee (20T) (12)	<b>90 Pass Attempts</b>	Oct. 26, 2002 vs. Virginia (101)
<b>0 Touchdowns</b>	Dec. 2, 2006 vs. Wake Forest	<b>30 (or fewer) Pass Attempts</b>	Sept. 9, 2017 vs. Jacksonville State (21)
<b>5 Touchdowns in a Quarter</b>	Oct. 1, 2016 vs. No. 14 Miami (5/2nd)	<b>5 Passes Intercepted</b>	Nov. 1, 2007 vs. Virginia Tech (5)
<b>8 Touchdowns in a Half</b>	Nov. 10, 2012 at North Carolina (8/1st, 8/2nd)	<b>10 Fumbles</b>	Nov. 21, 2015 at Miami (11)
<b>6 Field Goals</b>	Oct. 24, 2015 vs. Florida State (6)	<b>5 Fumbles Lost</b>	Sept. 23, 2017 vs. Pittsburgh (5)
<b>4 Field Goals Missed</b>	Oct. 20, 2012 vs. Boston College (4)	<b>10 Turnovers</b>	Nov. 17, 1990 at Wake Forest (10)
<b>8 Field Goals Attempted</b>	Nov. 17, 2007 vs. North Carolina (8)	<b>0 Turnovers</b>	Oct. 15, 2016 vs. Georgia Southern
<b>50 First Downs</b>	Sept. 4, 2017 vs. No. 25/24 Tennessee (20T) (51)	<b>20 Penalties</b>	Sept. 10, 2004 vs. Western Carolina (21)
<b>25 (or fewer) First Downs</b>	Oct. 18, 2008 at Clemson (24) (12-12)	<b>5 (or fewer) Penalties</b>	Sept. 26, 2015 at Duke (5)
<b>1,000+ Yards Total Offense</b>	Sept. 4, 2017 vs. No. 25/24 Tennessee (20T) (1,024)	<b>200 Penalty Yards</b>	Sept. 9, 2000 vs. Florida State (254)
<b>500 Yards (or fewer) Total Offense</b>	Oct. 22, 2011 at Miami (473)	<b>25 (or fewer) Penalty Yards</b>	Oct. 22, 2011 at Miami (15)
<b>160+ Offensive Plays</b>	Oct. 26, 2002 vs. Virginia (165)	<b>15+ Punts</b>	Oct. 28, 2017 at No. 7 Clemson (16)
<b>120 (or fewer) Offensive Plays</b>	Sept. 9, 2017 vs. Jacksonville State (108)	<b>0 Punts</b>	Dec. 5, 2009 vs. Clemson
<b>600+ Yards Rushing</b>	Sept. 4, 2017 vs. No. 25/24 Tennessee (20T) (683)	<b>10 Sacks</b>	Nov. 10, 2007 at Duke (10)
<b>150 (or fewer) Yards Rushing</b>	Nov. 19, 2005 at Miami (150)		

## THE LAST TIME IT HAPPENED ...

## INDIVIDUAL

	GEORGIA TECH	OPPONENT
<b>30+ Rushing Attempts</b>	Sept. 4, 2017 vs. No. 25/24 Tennessee (20T), TaQuon Marshall (44)	Nov. 8, 2003 by Duke, Chris Douglas (30)
<b>150-199 Yards Rushing</b>	Oct. 21, 2017 vs. Wake Forest, TaQuon Marshall (163)	Oct. 14, 2017 by No. 11/10 Miami, Travis Homer (170)
<b>200+ Yards Rushing</b>	Sept. 4, 2017 vs. No. 25/24 Tennessee (20T), TaQuon Marshall (249)	Sept. 29, 2012 by Middle Tennessee St., Benny Cunningham (217)
<b>50+ Pass Attempts</b>	Oct. 6, 2005 vs. NC State, Reggie Ball (53)	Oct. 26, 2013 by Virginia, David Watford (62)
<b>40+ Pass Attempts</b>	Sept. 22, 2007 at Virginia, Taylor Bennett (40)	Nov. 19, 2016 by Virginia, Matt Johns (44)
<b>25+ Pass Completions</b>	Nov. 8, 2003 vs. Duke, Reggie Ball (27)	Sept. 30, 2017 by North Carolina, Chazz Surratt (30)
<b>Threw 3 Interceptions</b>	Nov. 1, 2007 vs. Virginia Tech, Taylor Bennett (4)	Nov. 19, 2016 by Virginia, Matt Johns (3)
<b>300-399 Yards Passing</b>	Oct. 6, 2007 vs. Maryland, Taylor Bennett (309)	Nov. 12, 2016 by No. 18/22 Virginia Tech, Jerod Evans (316)
<b>400+ Yards Passing</b>	Nov. 10, 2001 at Virginia, George Godsey (486)	Sept. 22, 2012 by Miami, Stephen Morris (436)
<b>Rushed and Passed for 100+ Yards</b>	Sept. 4, 2017 vs. No. 25/24 Tennessee (20T), T. Marshall (249/120)	Oct. 3, 2015 by North Carolina, Marquise Williams (148/134)
<b>Rushed and Received for 100+ Yards</b>	Nov. 14, 2013 at Clemson, Robert Godhigh (126/203)	Oct. 30, 1997 by North Carolina, J. Linton (138/137)
<b>300-399 Yards Total Offense</b>	Sept. 4, 2017 vs. No. 25/24 Tennessee (20T), TaQuon Marshall (369)	Oct. 14, 2017 by No. 11/10 Miami, Malik Rosier (317)
<b>400+ Yards Total Offense</b>	Oct. 29, 2016 vs. Duke, Justin Thomas (459)	Oct. 6, 2012 by Clemson, Tajh Boyd (460)
<b>10+ Receptions</b>	Oct. 7, 2006 vs. Maryland, Calvin Johnson (10)	Nov. 12, 2016 by No. 18/22 Virginia Tech, Cam Phillips (10)
<b>100-199 Yards Receiving</b>	Oct. 31, 2015 at Virginia, Ricky Jeune (103)	Oct. 21, 2017 by Wake Forest, Greg Dortch (125)
<b>200+ Yards Receiving</b>	Oct. 4, 2008 vs. Duke, Demaryius Thomas (230)	Dec. 29, 2005 by Utah, Travis Latendresse (214)
<b>4+ Touchdowns Scored</b>	Sept. 4, 2017 vs. No. 25/24 Tennessee (20T), TaQuon Marshall (5)	Sept. 4, 2017 by No. 25/24 Tennessee (20T), John Kelly (4)
<b>3+ Touchdowns Rushing</b>	Sept. 4, 2017 vs. No. 25/24 Tennessee (20T), TaQuon Marshall (5)	Sept. 4, 2017 by No. 25/24 Tennessee (20T), John Kelly (4)
<b>3+ Touchdowns Receiving</b>	Sept. 11, 2004 vs. Clemson, Calvin Johnson (3)	Nov. 29, 2008 by Georgia, Mohamed Massaquoi (3)
<b>4+ Touchdowns Passing</b>	Sept. 13, 2014 vs. Georgia Southern, Justin Thomas (4)	Nov. 14, 2013 by Clemson, Tajh Boyd (4)
<b>Rushing and Receiving Touchdowns</b>	Oct. 14, 2017 vs. No. 11/10 Miami, J.J. Green (1/1)	Oct. 14, 2017 by No. 11/10 Miami, Travis Homer (1/1)
<b>Rushing and Passing Touchdowns</b>	Sept. 30, 2017 vs. North Carolina, TaQuon Marshall (1/1)	Oct. 21, 2017 by Wake Forest, John Wolford (1/2)
<b>Passing and Receiving Touchdowns</b>	Nov. 17, 2007 vs. North Carolina, Taylor Bennett (1/1)	Nov. 10, 1984 by North Carolina, Kevin Anthony (2/1)
<b>4+ Field Goals</b>	Dec. 31, 2016 vs. Kentucky, Harrison Butker (4-of-4)	Oct. 14, 2017 by No. 11/10 Miami, Michael Badgley (4-of-4)
<b>3 Field Goals</b>	Nov. 12 2016 at No. 18/22 Virginia Tech, Harrison Butker (3-of-3)	Oct. 8, 2016 by Pittsburgh, Chris Blewitt (3-of-3)
<b>5 Field Goal Attempts</b>	Sept. 1, 2007 vs. Notre Dame, Travis Bell (5)	Nov. 17, 2007 by North Carolina, Connor Barth (5)
<b>Made a 50-yard Field Goal</b>	Dec. 31, 2016 vs. Kentucky, Harrison Butker (52)	Sept. 23, 2017 by Pittsburgh, Alex Kessman (55)
<b>Attempted a 60-yard Field Goal</b>	Nov. 24, 2007 vs. North Carolina, Travis Bell (62/miss)	Nov. 17, 2007 by North Carolina, Connor Barth (63/miss)
<b>10+ Punts</b>	Sept. 15, 2007 vs. Boston College, Durant Brooks (10)	None recorded
<b>60-69 yard Punt</b>	Oct. 14, 2017 vs. No. 11/10 Miami, Pressley Harvin III (62)	Sept. 30, 2017 by North Carolina, Tom Sheldon (61)
<b>70-yard+ Punt</b>	Nov. 17, 2007 vs. North Carolina, Durant Brooks (77)	Sept. 4, 2017 by No. 25/24 Tennessee (20T), Trevor Daniel (70)
<b>100+ Punt Return Yards</b>	Aug. 31, 2002 vs. Vanderbilt, Kelley Rhino (110)	None recorded
<b>70-89 yard Punt Return</b>	Sept. 10, 2009 vs. Clemson, Jerrard Tarrant (85 TD)	Sept. 23, 2017 by Pittsburgh, Quadree Henderson (80 TD)
<b>Punt Return for a Touchdown</b>	Sept. 10, 2009 vs. Clemson, Jerrard Tarrant	Sept. 23, 2017 by Pittsburgh, Quadree Henderson
<b>90-yard+ Kickoff Return</b>	Oct. 8, 2016 at Pittsburgh, J.J. Green (96 TD)	Nov. 4, 2010 by Virginia Tech, David Wilson (90)
<b>Kickoff Return for a Touchdown</b>	Oct. 14, 2017 vs. No. 11/10 Miami, Lamont Simmons (on-side)	Sept. 26, 2015 by Duke, DeVon Edwards
<b>70-yard+ Interception Return</b>	Aug. 31, 2013 vs. Elon, Tyler Marcordes (95)	Nov. 9, 2002 by Florida State, S. Samuels (82 TD)
<b>15+ Tackles</b>	Dec. 30, 2013 vs. Ole Miss, Jermea Thomas (15)	Sept. 4, 2017 by No. 25/24 Tennessee (20T), Bituli (23)/Jumper (18)
<b>3.0+ Sacks</b>	Nov. 30, 2013 vs. Georgia (20T), Jeremiah Attaochu (4.0)	Oct. 21, 2017 by Wake Forest, Duke Ejofor (3.0)
<b>2+ Interceptions</b>	Sept. 30, 2017 vs. North Carolina, A.J. Gray (2)	Oct. 26, 2013 by Virginia, Anthony Harris (2)
<b>2+ Fumble Recoveries</b>	Oct. 25, 2014 at Pittsburgh, Quayshawn Nealy (2)	None recorded
<b>2+ Forced Fumbles</b>	Dec. 30, 2013 vs. Ole Miss, D.J. White (2)	Sept. 26, 2015 by Duke, Jeremy Cash (2)

## TWO PLAYERS

	GEORGIA TECH	OPPONENT
<b>2 100-yard Rushers</b>	Oct. 21, 2017 vs. Wake Forest TaQuon Marshall (163) and KirVonte Benson (136)	Nov. 28, 2009 by Georgia Washaun Ealey (183) and Caleb King (166)
<b>2 100-yard Receivers</b>	Sept. 10, 2005 vs. North Carolina Damarius Bilbo (131) and Calvin Johnson (114)	Nov. 14, 2013 by Clemson Martavis Bryant (176) and Sammy Watkins (104)
<b>100-yard Rusher/100-yard Receiver</b>	Nov. 14, 2013 at Clemson Robert Godhigh (126/103)	Sept. 4, 2017 by No. 25/24 Tennessee (20T) John Kelly (128) and Marquez Callaway (115)
<b>250 Combined Yards Rushing</b>	Oct. 21, 2017 vs. Wake Forest KirVonte Benson and TaQuon Marshall (299)	Nov. 26, 2016 by Georgia Sony Michel and Nick Chubb (258)
<b>250 Combined Yards Receiving</b>	Jan. 1, 2007 vs. West Virginia Calvin Johnson and James Johnson (254)	Nov. 14, 2013 by Clemson Martavis Bryant and Sammy Watkins (280)
<b>20 Combined Receptions</b>	Nov. 10, 2001 at Virginia Will Glover and Kerry Watkins (21)	Oct. 26, 2013 by Virginia Darius Jennings and Tim Smith (23)

	<b>NO. 25/24 TENNESSEE</b>	<b>42</b>
	1-0, 0-0	
	<b>GEORGIA TECH</b>	<b>41</b>
	0-1, 0-0	

Game 1 • Sept. 4, 2017 • Atlanta, Ga. • Mercedes-Benz Stadium (75,107)

**SCORING SUMMARY**

	1	2	3	4	OT	F
Tennessee	0	7	7	14	14	42
Georgia Tech	7	7	7	7	13	41

1st	0:06	GT	TaQuon Marshall 1 yd run (Shawn Davis kick), 12-86, 6:51	GT 7, UT 0
2nd	8:11	UT	John Kelly 1 yd run (Aaron Medley kick), 8:46, 2:30	GT 7, UT 7
	1:11	GT	KirVonte Benson 1 yd run (Shawn Davis kick), 16-75, 7:00	GT 14, UT 7
3rd	9:19	GT	TaQuon Marshall 1 yd run (Shawn Davis kick), 11-80, 5:36	GT 21, UT 7
	0:42	UT	Marquez Callaway 10 yd pass from Quinten Dormady (Aaron Medley kick), 7-70, 2:32	GT 21, UT 14
4th	13:08	GT	TaQuon Marshall 6 yd run (Shawn Davis kick), 7-75, 2:34	GT 28, UT 14
	11:49	UT	Marquez Callaway 50 yd pass from Quinten Dormady (Aaron Medley kick), 5-61, 1:15	GT 28, UT 21
	1:29	UT	John Kelly 11 yd run (Aaron Medley kick), 7-93, 3:21	GT 28, UT 28
OT	-	GT	TaQuon Marshall 1 yd run (Shawn Davis kick), 5-25, 0:00	GT 35, UT 28
	-	UT	John Kelly 1 yd run (Aaron Medley kick), 3-25, 0:00	GT 35, UT 35
	-	UT	John Kelly 2 yd run (Aaron Medley kick), 3-25, 0:00	UT 42, GT 35
	-	GT	TaQuon Marshall 13 yd run (TaQuon Marshall pass failed), 4-25, 0:00	UT 42, GT 41

**TEAM STATISTICS**

	UT	GT
First Downs.....	18.....	33
Rushes-Yards.....	22-148.....	86-535
Passing Yards.....	221.....	120
Pass Att-Comp-Int.....	20-37-0.....	5-10-0
Total Offense.....	369.....	655
Fumbles-Lost.....	0-0.....	3-2
Penalties-Yards.....	2-20.....	4-37
Punts-Yards (Avg./Net).....	6-282 (47.0/45.8).....	3-138 (46.0/46.0)
Kickoffs-Yards (Avg./Net).....	5-322 (64.4/43.4).....	5-257 (51.4/24.6)
Punt Returns (No.-Yds.-TD).....	0-0-0.....	2-7-0
Kickoff Returns (No.-Yds.-TD).....	4-109-0.....	2-30-0
Interceptions (No.-Yds.-TD).....	0-0-0.....	0-0-0
Fumble Returns (No.-Yds.-TD).....	0-0-0.....	0-0-0
Time of Possession.....	18:33.....	41:27
Third-Down Conversions.....	5-of-12.....	13-of-18
Fourth-Down Conversions.....	0-of-1.....	0-of-0
Red-Zone Scores-Chances.....	5-5.....	6-7
Sacks By (No.-Yds.).....	0-0.....	0-0
Field Goals.....	0-0.....	0-2
Points Off Turnovers.....	14.....	0

**INDIVIDUAL STATISTICS**

**RUSHING:** UT — J. Kelly 19-128; Dormady 2-13; Chandler 1-7.  
 GT — T. Marshall 44-249; Benson 26-124; Cottrell 6-79; Green 1-36; Searcy 6-34; Weimerskirch 2-10; Jordan 1-3.  
**PASSING:** UT — Dormady 20-37-0, 221.  
 GT — T. Marshall 5-9-0, 120; Jordan 0-1-0, 0.  
**RECEIVING:** UT — J. Kelly 5-35; Callaway 4-115; Wolf 4-33; Jennings 3-17; Johnson 3-14; Palmer 1-7.  
 GT — Jeune 2-55; Stewart 2-23; Searcy 1-42.  
**INTERCEPTIONS:** UT — None.  
 GT — None.  
**FUMBLE RECOVERIES:** UT — McDowell 1; Abernathy 1.  
 GT — None.  
**FORCED FUMBLES:** UT — Bituli 1; Gaulden 1.  
 GT — None.  
**TACKLES FOR LOSS:** UT — Jumper 0.5-1; McDowell 0.5-0.  
 GT — Branch 1.0-2.  
**SACKS:** UT — None.  
 GT — None.

	<b>JACKSONVILLE STATE</b>	<b>10</b>
	1-1, 0-0	
	<b>GEORGIA TECH</b>	<b>37</b>
	1-1, 0-0	

Game 2 • Sept. 9, 2017 • Atlanta, Ga. • Bobby Dodd Stadium (50,161)

**SCORING SUMMARY**

	1	2	3	4	F
Jacksonville State	0	7	3	0	10
Georgia Tech	3	7	20	7	37

1st	5:37	GT	Shawn Davis 34 yd field goal, 8-44, 4:08	GT 3, JSU 0
2nd	12:26	JSU	Krenwick Sanders 5 yd pass from Bryant Horn (Cade Stinnett kick), 14-75, 8:11	JSU 7, GT 3
	1:20	GT	Ricky Jeune 27 yd pass from TaQuon Marshall (Shawn Davis kick), 2-32, 0:14	GT 10, JSU 7
3rd	12:26	GT	Ricky Jeune 23 yd pass from TaQuon Marshall (Shawn Davis kick), 3-16, 1:50	GT 17, JSU 7
	8:57	GT	J.J. Green 10 yd pass from TaQuon Marshall (Shawn Davis kick failed), 6-29, 3:22	GT 23, JSU 7
	5:45	GT	Jerry Howard 65 yd run (Shawn Davis kick), 2-64, 0:52	GT 30, JSU 7
	0:00	JSU	Cade Stinnett 27 yd field goal, 11-65, 5:45	GT 30, JSU 10
4th	9:27	GT	TaQuon Marshall 1 yd run (Shawn Davis kick), 10-65, 5:33	GT 37, JSU 10



**TEAM STATISTICS**

	JSU	GT
First Downs.....	14.....	17
Rushes-Yards.....	38-116.....	49-210
Passing Yards.....	73.....	112
Pass Att-Comp-Int.....	8-14-2.....	5-7-0
Total Offense.....	189.....	322
Fumbles-Lost.....	3-1.....	3-0
Penalties-Yards.....	5-53.....	8-70
Punts-Yards (Avg./Net).....	5-180 (36.0/35.0).....	3-120 (40.0/40.0)
Kickoffs-Yards (Avg./Net).....	3-138 (46.0/43.0).....	7-434 (62.0/45.3)
Punt Returns (No.-Yds.-TD).....	0-0-0.....	3-5-0
Kickoff Returns (No.-Yds.-TD).....	2-17-0.....	2-9-0
Interceptions (No.-Yds.-TD).....	0-0-0.....	2-21-0
Fumble Returns (No.-Yds.-TD).....	0-0-0.....	0-0-0
Time of Possession.....	28:27.....	31:33
Third-Down Conversions.....	3-of-9.....	5-of-12
Fourth-Down Conversions.....	0-of-0.....	0-of-1
Red-Zone Scores-Chances.....	2-2.....	4-4
Sacks By (No.-Yds.).....	2-11.....	5-33
Field Goals.....	1-1.....	1-1
Points Off Turnovers.....	0.....	20

**INDIVIDUAL STATISTICS**

**RUSHING:** JSU — Thomas 18-86; Horn 18-27; T. Terry 2-3.  
 GT — Howard 6-82; Searcy 4-36; Benson 11-26; T. Marshall 13-25; Cottrell 4-17; Green 1-11; Lynch 2-10; Weimerskirch 3-7; Jordan 5-(-4).  
**PASSING:** JSU — Horn 8-14-2, 73.  
 GT — T. Marshall 5-7-0, 112; Jordan 0-0-0, 0.  
**RECEIVING:** JSU — D. Terry 4-20; Sanders 3-34; Thomas 1-19.  
 GT — Jeune 2-50; Lynch 1-33; Searcy 1-19; Green 1-10.  
**INTERCEPTIONS:** JSU — None.  
 GT — Law. Austin 1-21; Durham 1-0.  
**FUMBLE RECOVERIES:** JSU — None.  
 GT — Gray 1-0.  
**FORCED FUMBLES:** JSU — None.  
 GT — A. Simmons 1.  
**TACKLES FOR LOSS:** JSU — Hagler 3.0-12; Roberts 1.0-10; Jackson 1.0-1; McCandless 1.0-1; Williams 1.0-1.  
 GT — Saint-Amour 3.0-15; Roof 2.0-16; A. Simmons 1.0-7; Adams 1.0-5; Owens 1.0-5.  
**SACKS:** JSU — Roberts 1.0-10; Williams 1.0-1.  
 GT — Roof 2.0-16; Saint-Amour 2.0-12; Owens 1.0-5



	<b>PITTSBURGH</b>	<b>17</b>
	1-2, 0-1	
	<b>GEORGIA TECH</b>	<b>35</b>
	2-1, 1-0	

Game 3 • Sept. 23, 2017 • Atlanta, Ga. • Bobby Dodd Stadium (40,211)

**SCORING SUMMARY**

	1	2	3	4	F
Pittsburgh	7	10	0	0	17
Georgia Tech	7	14	7	7	35



1st	12:19	UP	Qadree Ollison 28yd pass from Ben DiNucci (Alex Kessman kick), 5-78, 2:32	UP 7, GT 0
	6:29	GT	TaQuon Marshall 32 yd run (Shawn Davis kick), 7-68, 3:24	UP 7, GT 7
2nd	13:48	GT	TaQuon Marshall 1 yd run (Shawn Davis kick), 13-79, 5:59	GT 14, UP 7
	8:05	UP	Qadree Henderson 80 yd punt return (Alex Kessman kick)	GT 14, UP 14
	0:51	GT	KirVonte Benson 5 yd run (Shawn Davis kick), 13-80, 4:15	GT 21, UP 14
	0:00	UP	Alex Kessman 51 yd field goal, 6-38, 0:47	GT 21, UP 17
3rd	6:40	GT	Quaide Weimerskirch 19 yd run (Shawn Davis kick), 8-57, 4:04	GT 28, UP 17
4th	5:37	GT	KirVonte Benson 47 yd run (Shawn Davis kick), 1-47, 0:09	GT 35, UP 17

**TEAM STATISTICS**

	UP	GT
First Downs.....	11	25
Rushes-Yards.....	20-37	67-436
Passing Yards.....	198	48
Pass Att-Comp-Int.....	22-35-0	4-7-0
Total Offense.....	235	484
Fumbles-Lost.....	1-1	5-4
Penalties-Yards.....	3-26	4-18
Punts-Yards (Avg./Net).....	7-351 (50.1/41.1)	4-182 (45.5/25.5)
Kickoffs-Yards (Avg./Net).....	3-194 (64.7/39.3)	6-356 (59.3/38.7)
Punt Returns (No.-Yds.-TD).....	3-80-1	2-23-0
Kickoff Returns (No.-Yds.-TD).....	6-124-0	1-26-0
Interceptions (No.-Yds.-TD).....	0-0-0	0-0-0
Fumble Returns (No.-Yds.-TD).....	1-7-0	0-0-0
Time of Possession.....	24:58	35:02
Third-Down Conversions.....	1-of-13	6-of-14
Fourth-Down Conversions.....	2-of-3	1-of-1
Red-Zone Scores-Chances.....	0-0	3-4
Sacks By (No.-Yds.).....	0-0	3-23
Field Goals.....	1-2	0-0
Points Off Turnovers.....	0	0

**INDIVIDUAL STATISTICS**

**RUSHING:** UP — Whitehead 2-35; Ollison 7-11; Moss 4-9; Henderson 1-2; Browne 1-(-4); DiNucci 5-(-16).  
 GT — Benson 29-196; T. Marshall 18-112; Green 5-38; Weimerskirch 4-31; Howard 3-19; Lynch 3-18; Searcy 2-9; Jones 2-9; Jordan 1-4.  
**PASSING:** UP — DiNucci 12-19-0, 110; Browne 10-15-0, 88; Team 0-1-0, 0.  
 GT — T. Marshall 4-7-0, 48.  
**RECEIVING:** UP — Ollison 5-44; Mathews 3-50; French 3-28; Araujo-Lopes 3-27; Flanagan 2-14; Clark 2-9; Henderson 2-4; Hall 1-14; Weah 1-8.  
 GT — Jeune 2-29; Lynch 1-10; Benson 1-9.  
**INTERCEPTIONS:** UP — None.  
 GT — None.  
**FUMBLE RECOVERIES:** UP — Maddox 1-7; Idowu 1-0; Whitehead 1-0; Williams 1-0.  
 GT — Saint-Amour 1-0.  
**FORCED FUMBLES:** UP — Brightwell 1; Camp 1.  
 GT — None.  
**TACKLES FOR LOSS:** UP — Brightwell 1.5-4; Idowu 0.5-1.  
 GT — A. Simmons 2.0-19; Freeman 2.0-5; Saint-Amour 1.0-5; Gray 1.0-4; Lance Austin 1.0-1  
**SACKS:** UP — None.  
 GT — A. Simmons 2.0-19; Gray 1.0-4.

	<b>NORTH CAROLINA</b>	<b>7</b>
	1-4, 0-3	
	<b>GEORGIA TECH</b>	<b>33</b>
	3-1, 2-0	

Game 4 • Sept. 30, 2017 • Atlanta, Ga. • Bobby Dodd Stadium (42,805)

**SCORING SUMMARY**

	1	2	3	4	F
North Carolina	0	0	0	7	7
Georgia Tech	7	3	14	9	33

1st	3:27	GT	TaQuon Marshall 5 yd run (Shawn Davis kick), 18-90, 8:54	GT 7, NC 0
2nd	1:08	GT	Shawn Davis 21 yd field goal, 17-74, 7:37	GT 10, NC 0
3rd	8:45	GT	KirVonte Benson 63 yd run (Shawn Davis kick), 1-63, 0:14	GT 17, NC 0
	1:27	GT	Ricky Jeune 12 yd pass from TaQuon Marshall (Brenton King kick), 5-80, 2:39	GT 24, NC 0
4th	8:21	GT	Brenton King 25 yd field goal, 12-55, 5:50	GT 27, NC 0
	5:05	NC	Jordon Brown 8 yd run (Freeman Jones kick), 7-61, 3:10	GT 27, NC 7
	1:49	GT	Matthew Jordan 5 yd run (Bennett Barton kick failed), 6-37, 3:12	GT 33, NC 7

**TEAM STATISTICS**

	NC	GT
First Downs.....	11	22
Rushes-Yards.....	26-106	66-403
Passing Yards.....	141	53
Pass Att-Comp-Int.....	18-32-2	5-10-0
Total Offense.....	247	456
Fumbles-Lost.....	0-0	3-2
Penalties-Yards.....	6-60	1-5
Punts-Yards (Avg./Net).....	6-281 (46.8/44.2)	3-142 (47.3/39.7)
Kickoffs-Yards (Avg./Net).....	1-65 (65.0/48.0)	7-419 (59.9/34.9)
Punt Returns (No.-Yds.-TD).....	2-23-0	1-(-4)-0
Kickoff Returns (No.-Yds.-TD).....	5-125-0	1-17-0
Interceptions (No.-Yds.-TD).....	0-0-0	2-23-0
Fumble Returns (No.-Yds.-TD).....	0-0-0	0-0-0
Time of Possession.....	21:25	38:35
Third-Down Conversions.....	2-of-12	8-of-16
Fourth-Down Conversions.....	3-of-3	3-of-3
Red-Zone Scores-Chances.....	1-1	5-6
Sacks By (No.-Yds.).....	3-16	2-11
Field Goals.....	0-2	2-2
Points Off Turnovers.....	0	7

**INDIVIDUAL STATISTICS**

**RUSHING:** NC — Brown 8-41; Surratt 11-30; Sutton 3-19; Carter 4-16.  
 GT — T. Marshall 27-137; Benson 18-130; Lynch 5-41; Howard 5-34; Jordan 4-28; Cottrell 3-14; Searcy 2-14; Weimerskirch 1-5; Team 1-0.  
**PASSING:** NC — Surratt 18-30-1, 141; Harris 0-1-1, 0; Team 0-1-0, 0.  
 GT — T. Marshall 5-10-0, 53; Jordan 0-0-0, 0.  
**RECEIVING:** NC — Brown 9-57; Fritts 4-18; Cunningham 2-40; Perry 1-16; Ratiff 1-9; Bargas 1-1.  
 GT — Jeune 4-37; Stewart 1-16.  
**INTERCEPTIONS:** NC — None.  
 GT — Gray 2-23.  
**FUMBLE RECOVERIES:** NC — Holcomb 1-0; Dorn 1-0.  
 GT — None  
**FORCED FUMBLES:** NC — Hopper 1; Strowbridge 1.  
 GT — None  
**TACKLES FOR LOSS:** NC — Hopper 1.0-7; Crawford 1.0-6; Collins 1.0-3; Holcomb 1.0-2; Clarke 1.0-2.  
 GT — A. Simmons 1.0-9; Lewis 1.0-4; Durham 1.0-2.  
**SACKS:** NC — Hopper 1.0-7; Crawford 1.0-6; Collins 1.0-3.  
 GT — A. Simmons 1.0-9; Durham 1.0-2.



	<b>GEORGIA TECH</b>	<b>24</b>
	3-2, 2-1	
	<b>NO. 11/10 MIAMI (FLA.)</b>	<b>25</b>
	5-0, 3-0	

Game 5 • Oct. 14, 2017 • Miami Gardens, Fla. • Hard Rock Stadium (55,799)

**SCORING SUMMARY**

	1	2	3	4	F
Georgia Tech	7	7	10	0	24
Miami	3	10	3	9	25

1st	8:10	UM	Michael Badgley 33 yd field goal, 8-29, 2:41	UM 3, GT 0
	4:27	GT	J.J. Green 5 yd run (Shawn Davis kick), 7-76, 3:43	GT 7, UM 3
2nd	14:38	GT	J.J. Green 3 yd pass from TaQuon Marshall (Shawn Davis kick), 8-70, 3:41	GT 14, UM 3
	10:11	UM	Michael Badgley 32 yd field goal, 11-72, 4:17	GT 14, UM 6
	0:12	UM	Travis Homer 17 yd pass from Malik Rosier (Michael Badgley kick), 9-77, 1:47	GT 14, UM 13
3rd	14:53	GT	Lamont Simmons 42 yd kickoff return (Shawn Davis kick)	GT 21, UM 13
	5:52	GT	Brenton King 31 yd field goal, 13-68, 6:34	GT 24, UM 13
	3:33	UM	Michael Badgley 21 yd field goal, 6-71, 2:19	GT 24, UM 16
4th	13:36	UM	Travis Homer 27 yd run (Malik Rosier pass failed), 6-75, 1:57	GT 24, UM 22
	0:04	UM	Michael Badgley 34 yd field goal, 15-85, 2:30	UM 25, GT 24

**TEAM STATISTICS**

	GT	UM
First Downs.....	16.....	24
Rushes-Yards.....	53-226.....	36-184
Passing Yards.....	55.....	297
Pass Att-Comp-Int.....	3-8-0.....	23-38-0
Total Offense.....	281.....	481
Fumbles-Lost.....	2-1.....	0-0
Penalties-Yards.....	1-6.....	6-45
Punts-Yards (Avg./Net).....	6-272 (45.3/39.3).....	6-227 (37.8/37.2)
Kickoffs-Yards (Avg./Net).....	5-315 (63.0/38.8).....	6-367 (61.2/29.0)
Punt Returns (No.-Yds.-TD).....	1-4-0.....	2-36-0
Kickoff Returns (No.-Yds.-TD).....	7-193-1.....	4-96-0
Interceptions (No.-Yds.-TD).....	0-0-0.....	0-0-0
Fumble Returns (No.-Yds.-TD).....	0-0-0.....	0-0-0
Time of Possession.....	32:45.....	27:15
Third-Down Conversions.....	4-of-13.....	2-of-12
Fourth-Down Conversions.....	1-of-2.....	1-of-1
Red-Zone Scores-Chances.....	3-3.....	5-5
Sacks By (No.-Yds.).....	3-27.....	2-14
Field Goals.....	1-1.....	4-4
Points Off Turnovers.....	0.....	0

**INDIVIDUAL STATISTICS**

**RUSHING:** GT — Lynch 5-71; Searcy 7-42; Benson 7-40; Cottrell 3-24; T. Marshall 19-18; Weimerskirch 6-17; Green 6-14.  
 UM — Homer 20-170; Rosier 11-20; Gray 2-6; J. Thomas 1-4; Team 2-(-16).  
**PASSING:** GT — T. Marshall 3-7-0, 55; Team 0-1-0, 0.  
 UM — Rosier 23-37-0, 297; Team 0-1-0, 0.  
**RECEIVING:** GT — Jeune 2-52; Green 1-3.  
 UM — Berrios 6-44; Langham 5-100; Herndon 5-41; J. Thomas 2-78; Homer 2-18; Mullins 2-17; Gauthier 1-(-1).  
**INTERCEPTIONS:** GT — None.  
 UM — None.  
**FUMBLE RECOVERIES:** GT — None.  
 UM — Quarterman 1-0.  
**FORCED FUMBLES:** GT — None.  
 UM — Knowles 1.  
**TACKLES FOR LOSS:** GT — A. Simmons 1.5-14; Branch 1.5-12; Saint-Amour 1.0-2; Jordan-Swilling 1.0-1.  
 UM — C. Thomas 1.5-7; McCloud 1.0-8; Jackson 1.0-3; McIntosh 1.0-2; J. Johnson 1.0-1; Smith 0.5-1; Norton 0.5-1; Harris 0.5-1.  
**SACKS:** GT — A. Simmons 1.5-14; Branch 1.0-12; Saint-Amour 0.5-1.  
 UM — McCloud 1.0-8; C. Thomas 1.0-6.

	<b>WAKE FOREST</b>	<b>24</b>
	4-3, 1-3	
	<b>GEORGIA TECH</b>	<b>38</b>
	4-2, 3-1	

Game 6 • Oct. 21, 2017 • Atlanta, Ga. • Bobby Dodd Stadium (45,224)

**SCORING SUMMARY**

	1	2	3	4	F
Wake Forest	7	14	3	0	24
Georgia Tech	3	10	12	13	38



1st	6:50	GT	Brenton King 22 yd field goal, 15-70, 8:10	GT 3, WF 0
	0:12	WF	Scotty Washington 6 yd pass from John Wolford (Mike Weaver kick), 6-54, 2:26	WF 7, GT 3
2nd	9:28	GT	Jerry Howard 2 yd run (Brenton King kick), 13-75, 5:44	GT 10, WF 7
	5:57	WF	Tabari Hines 15 yd pass from John Wolford (Mike Weaver kick), 8-80, 3:25	WF 14, GT 10
	1:02	WF	John Wolford 1 yd run (Mike Weaver kick), 9-64, 3:33	WF 21, GT 10
	0:00	GT	Brenton King 42 yd field goal, 8-53, 1:02	WF 21, GT 13
3rd	12:55	GT	TaQuon Marshall 49 yd run (TaQuon Marshall rush failed), 1-49, 0:11	WF 21, GT 19
	7:31	WF	Mike Weaver 29 yd field goal, 6-48, 2:20	WF 24, GT 19
	4:35	GT	Qua Searcy 42 yd run (TaQuon Marshall pass failed), 6-75, 2:56	GT 25, WF 24
4th	11:55	GT	KirVonte Benson 11 yd run (Team kick blocked), 12-57, 5:52	GT 31, WF 24
	1:57	GT	TaQuon Marshall 70 yd run (Brenton King kick), 3-76, 1:47	GT 38, WF 24

**TEAM STATISTICS**

	WF	GT
First Downs.....	20.....	29
Rushes-Yards.....	31-110.....	66-427
Passing Yards.....	252.....	68
Pass Att-Comp-Int.....	17-30-1.....	5-11-0
Total Offense.....	362.....	495
Fumbles-Lost.....	1-0.....	1-0
Penalties-Yards.....	4-40.....	5-45
Punts-Yards (Avg./Net).....	3-146 (48.7/45.0).....	2-103 (51.5/46.5)
Kickoffs-Yards (Avg./Net).....	5-323 (64.6/39.8).....	7-445 (63.6/42.4)
Punt Returns (No.-Yds.-TD).....	2-10-0.....	1-11-0
Kickoff Returns (No.-Yds.-TD).....	5-123-0.....	1-24-0
Interceptions (No.-Yds.-TD).....	0-0-0.....	1-27-0
Fumble Returns (No.-Yds.-TD).....	0-0-0.....	0-0-0
Time of Possession.....	24:02.....	35:58
Third-Down Conversions.....	4-of-11.....	9-of-15
Fourth-Down Conversions.....	0-of-3.....	0-of-2
Red-Zone Scores-Chances.....	4-4.....	3-3
Sacks By (No.-Yds.).....	3-22.....	1-9
Field Goals.....	1-1.....	2-2
Points Off Turnovers.....	0.....	0

**INDIVIDUAL STATISTICS**

**RUSHING:** WF — Carney 19-92; Byrd 6-37; Colburn II 1-3; Wolford 4-(-5); Team 1-(-17).  
 GT — T. Marshall 23-163; Benson 26-136; Searcy 5-57; Jeune 1-30; Howard 3-14; Lynch 2-12; Green 1-10; Cottrell 4-6; Team 1-(-0).  
**PASSING:** WF — Wolford 17-30-1, 252.  
 GT — T. Marshall 5-11-0, 68.  
**RECEIVING:** WF — Dortch 8-125; Lewis 3-60; Hines 3-50; Wade, Jr. 1-10; Washington 1-6; Carney 1-1.  
 GT — Jeune 3-44; Green 1-17; Benson 1-7.  
**INTERCEPTIONS:** WF — None.  
 GT — Griffin 1-27.  
**FUMBLE RECOVERIES:** WF — None.  
 GT — None.  
**FORCED FUMBLES:** WF — Ejiiofor 1.  
 GT — None.  
**TACKLES FOR LOSS:** WF — Ejiiofor 3.0-22; Dawson 2.0-5; Bates III 2.0-3; Williams 1.0-3.  
 GT — Alexander 1.0-9; Glanton 1.0-2.  
**SACKS:** WF — Ejiiofor 2.5-16; Dawson 0.5-6.  
 GT — Alexander 1.0-9.

	<b>GEORGIA TECH</b>	<b>10</b>
	4-3, 3-2	
	<b>NO. 7 CLEMSON</b>	<b>24</b>
	7-1, 5-1	

Game 7 • Oct. 28, 2017 • Clemson, S.C. • Memorial Stadium (80,346)

**SCORING SUMMARY**

	1	2	3	4	F
Georgia Tech	3	0	0	7	10
Clemson	14	7	3	0	24

1st	12:51	CU	Deon Cain 38 yd pass from Kelly Bryant (Alex Spence kick), 2-45, 0:22	CU 7, GT 0
	4:53	GT	Brenton King 25 yd field goal, 5-66, 2:51	CU 7, GT 3
	1:56	CU	Milan Richard 20 yd pass from Kelly Bryan (Alex Spence kick), 8-55, 2:50	CU 14, GT 3
2nd	3:26	CU	Travis Etienne 2 yd run (Alex Spence kick), 10-71, 3:19	CU 21, GT 3
3rd	10:32	CU	Alex Spence 29 yd field goal, 11-75, 4:23	CU 24, GT 3
4th	4:43	GT	TaQuon Marshall 22 yd run (Brenton King kick), 12-79, 4:27	CU 24, GT 10

**TEAM STATISTICS**

	GT	CU
First Downs.....	10.....	21
Rushes-Yards .....	43-198 .....	45-221
Passing Yards .....	32.....	207
Pass Att-Comp-Int.....	3-13-0.....	22-33-0
Total Offense .....	230.....	428
Fumbles-Lost.....	3-1.....	4-1
Penalties-Yards .....	2-20.....	5-45
Punts-Yards (Avg./Net).....	9-422 (46.9/46.8).....	7-262 (38.9/37.1)
Kickoffs-Yards (Avg./Net).....	3-169 (56.3/41.3).....	5-288 (57.6/41.2)
Punt Returns (No.-Yds.-TD).....	2-12-0.....	1-1-0
Kickoff Returns (No.-Yds.-TD).....	5-82-0.....	3-45-0
Interceptions (No.-Yds.-TD).....	0-0-0.....	0-0-0
Fumble Returns (No.-Yds.-TD).....	0-0-0.....	0-0-0
Time of Possession.....	28:45.....	31:15
Third-Down Conversions.....	3-of-15.....	7-of-17
Fourth-Down Conversions.....	1-of-2.....	0-of-0
Red-Zone Scores-Chances.....	1-1.....	3-3
Sacks By (No.-Yds.).....	0-0.....	4-8
Field Goals.....	1-1.....	1-1
Points Off Turnovers.....	3.....	7

**INDIVIDUAL STATISTICS**

**RUSHING:** GT — Benson 16-129; Jordan 4-25; T. Marshall 15-23; Howard 3-19; Cottrell 3-5; Lynch 2-(-3).  
 CU — K. Bryant 12-67; Choice 8-54; Fuller 8-50; Etienne 7-43; Feaster 7-35; Johnson 1-4; Team 2-(-32).

**PASSING:** GT — T. Marshall 3-13-0, 32.  
 CU — K. Bryant 22-33-0, 207.

**RECEIVING:** GT — Jeune 2-17; Howard 1-15.  
 CU — Cain 4-57; McCloud 4-40; Overton 2-21; Feaster 2-12; Rodgers 2-8; Powell 2-5; Richard 1-20; Renfrow 1-11; Higgins 1-10; Thompson 1-9; C. Smith 1-7; Choice 1-7.

**INTERCEPTIONS:** GT — None.  
 CU — None.

**FUMBLE RECOVERIES:** GT — Durham 1.  
 CU — V. Smith 1.

**FORCED FUMBLES:** GT — A. Simmons 1; Saint-Amour 1.  
 CU — Joseph 1; A. Bryant 1; Ch. Smith 1.

**TACKLES FOR LOSS:** GT — Campbell 1.0-17; Law. Austin 1.0-15; Griffin 1.0-6; A. Simmons 1.0-2; J. Johnson 1.0-1.  
 CU — A. Bryant 2.0-5; O'Daniel 2.0-3; Lamar 2.0-2; Carter 1.0-6; V. Smith 1.0-2; Simmons 1.0-1; Davis 1.0-1; Wilkins 1.0-1.

**SACKS:** GT — None.  
 CU — Lamar 2.0-2; A. Bryant 1.0-4; O'Daniel 1.0-2.

**2017 Georgia Tech Football**  
**Georgia Tech Game Results (as of Oct 29, 2017)**  
**All games**

<b>Date</b>	<b>Opponent</b>		<b>Score</b>	<b>Overall</b>	<b>Conference</b>	<b>Time</b>	<b>Attend</b>
! Sep 04, 2017	vs #25 Tennessee	Lo	41-42	0-1	0-0	3:42	75107
Sep 09, 2017	JACKSONVILLE STATE	W	37-10	1-1	0-0	2:46	50161
* Sep 23, 2017	PITTSBURGH	W	35-17	2-1	1-0	3:08	40211
* Sep 30, 2017	NORTH CAROLINA	W	33-7	3-1	2-0	2:57	42805
* Oct 14, 2017	at #11 Miami	L	24-25	3-2	2-1	3:32	55799
* Oct 21, 2017	WAKE FOREST	W	38-24	4-2	3-1	3:16	45224
* Oct 28, 2017	at #7 Clemson	L	10-24	4-3	3-2	3:04	80346

! Chick-fil-A Kickoff Game (Mercedes-Benz Stadium)



**2017 Georgia Tech Football**  
**Georgia Tech Overall Team Statistics (as of Oct 29, 2017)**  
**All games**

<b>Team Statistics</b>	<b>GT</b>	<b>OPP</b>
SCORING	218	149
Points Per Game	31.1	21.3
Points Off Turnovers	30	21
FIRST DOWNS	152	119
Rushing	118	51
Passing	22	63
Penalty	12	5
RUSHING YARDAGE	2435	922
Yards gained rushing	2573	1100
Yards lost rushing	138	178
Rushing Attempts	430	218
Average Per Rush	5.7	4.2
Average Per Game	347.9	131.7
TDs Rushing	23	8
PASSING YARDAGE	488	1389
Comp-Att-Int	30-66-0	130-219-5
Average Per Pass	7.4	6.3
Average Per Catch	16.3	10.7
Average Per Game	69.7	198.4
TDs Passing	5	9
TOTAL OFFENSE	2923	2311
Total Plays	496	437
Average Per Play	5.9	5.3
Average Per Game	417.6	330.1
KICK RETURNS: #-Yards	19-381	29-639
PUNT RETURNS: #-Yards	12-58	10-150
INT RETURNS: #-Yards	5-71	0-0
KICK RETURN AVERAGE	20.1	22.0
PUNT RETURN AVERAGE	4.8	15.0
INT RETURN AVERAGE	14.2	0.0
FUMBLES-LOST	20-10	9-3
PENALTIES-Yards	25-201	31-289
Average Per Game	28.7	41.3
PUNTS-Yards	30-1379	40-1739
Average Per Punt	46.0	43.5
Net punt average	41.0	40.5
KICKOFFS-Yards	40-2395	28-1697
Average Per Kick	59.9	60.6
Net kick average	38.3	39.0
TIME OF POSSESSION/Game	34:52	25:08
3RD-DOWN Conversions	48/103	24/86
3rd-Down Pct	47%	28%
4TH-DOWN Conversions	6/11	6/11
4th-Down Pct	55%	55%
SACKS BY-Yards	14-103	14-71
MISC YARDS	0	0
TOUCHDOWNS SCORED	29	18
FIELD GOALS-ATTEMPTS	7-9	8-11
ON-SIDE KICKS	0-0	0-2
RED-ZONE SCORES	(25-28) 89%	(20-20) 100%
RED-ZONE TOUCHDOWNS	(19-28) 68%	(13-20) 65%
PAT-ATTEMPTS	(23-26) 88%	(17-17) 100%
ATTENDANCE	178401	136145
Games/Avg Per Game	4/44600	2/68072
Neutral Site Games		1/75107

<b>Score by Quarters</b>	<b>1st</b>	<b>2nd</b>	<b>3rd</b>	<b>4th</b>	<b>OT</b>	<b>Total</b>
Georgia Tech	37	48	70	50	13	218
Opponents	31	55	19	30	14	149

**2017 Georgia Tech Football**  
**Georgia Tech Overall Individual Statistics (as of Oct 29, 2017)**  
**All games**

Rushing	gp	att	gain	loss	net	avg	td	lg	avg/g
KirVonte Benson	7	133	788	7	781	5.9	5	65	111.6
TaQuon Marshall	7	159	832	105	727	4.6	12	70	103.9
Qua Searcy	7	26	194	2	192	7.4	1	42	27.4
Jerry Howard	5	20	169	1	168	8.4	2	65	33.6
Clinton Lynch	6	19	154	5	149	7.8	0	48	24.8
Nathan Cottrell	7	23	151	6	145	6.3	0	38	20.7
J.J. Green	6	14	110	1	109	7.8	1	18	18.2
Quaide Weimerskirch	7	16	70	0	70	4.4	1	19	10.0
Matthew Jordan	5	15	66	10	56	3.7	1	12	11.2
Ricky Jeune	7	1	30	0	30	30.0	0	30	4.3
Jay Jones	1	2	9	0	9	4.5	0	6	9.0
Team	6	2	0	1	-1	-0.5	0	0	-0.2
Total	7	430	2573	138	2435	5.7	23	70	347.9
Opponents	7	218	1100	178	922	4.2	8	32	131.7

Passing	gp	effic	comp-att-int	pct	yds	td	lg	avg/g
TaQuon Marshall	7	136.71	30-64-0	46.9	488	5	48	69.7
Team	6	0.00	0-1-0	0.0	0	0	0	0.0
Matthew Jordan	5	0.00	0-1-0	0.0	0	0	0	0.0
Total	7	132.56	30-66-0	45.5	488	5	48	69.7
Opponents	7	121.63	130-219-5	59.4	1389	9	70	198.4

Receiving	gp	no.	yds	avg	td	lg	avg/g
Ricky Jeune	7	17	284	16.7	3	48	40.6
Brad Stewart	7	3	39	13.0	0	16	5.6
J.J. Green	6	3	30	10.0	2	17	5.0
Qua Searcy	7	2	61	30.5	0	42	8.7
Clinton Lynch	6	2	43	21.5	0	33	7.2
KirVonte Benson	7	2	16	8.0	0	9	2.3
Jerry Howard	5	1	15	15.0	0	15	3.0
Total	7	30	488	16.3	5	48	69.7
Opponents	7	130	1389	10.7	9	70	198.4

Punt Returns	no.	yds	avg	td	lg
Brad Stewart	12	58	4.8	0	12
Total	12	58	4.8	0	12
Opponents	10	150	15.0	1	80

Interceptions	no.	yds	avg	td	lg
A.J. Gray	2	23	11.5	0	19
Corey Griffin	1	27	27.0	0	27
Lawrence Austin	1	21	21.0	0	21
Step Durham	1	0	0.0	0	0
Total	5	71	14.2	0	27
Opponents	0	0	0.0	0	0

Kick Returns	no.	yds	avg	td	lg
Nathan Cottrell	14	284	20.3	0	35
J.J. Green	2	30	15.0	0	20
Ricky Jeune	1	25	25.0	0	18
T.D. Roof	1	2	2.0	0	2
Lamont Simmons	1	42	42.0	1	42
KeShun Freeman	0	10	0.0	0	5
Terrell Lewis	0	-3	0.0	0	0
Jalen Camp	0	-9	0.0	0	0
Total	19	381	20.1	1	42
Opponents	29	639	22.0	0	51

Fumble Returns	no.	yds	avg	td	lg
Total	0	0	0.0	0	0
Opponents	1	7	7.0	0	7

**2017 Georgia Tech Football**  
**Georgia Tech Overall Individual Statistics (as of Oct 29, 2017)**  
**All games**

Scoring	td	fg	PAT			dpx	saf	pts	
			kick	rush	rcv pass				
TaQuon Marshall	12	-	-	0-1	-	0-2	-	-	72
KirVonte Benson	5	-	-	-	-	-	-	-	30
Shawn Davis	-	2-4	19-20	-	-	-	-	-	25
Brenton King	-	5-5	4-4	-	-	-	-	-	19
J.J. Green	3	-	-	-	-	-	-	-	18
Ricky Jeune	3	-	-	-	-	-	-	-	18
Jerry Howard	2	-	-	-	-	-	-	-	12
Matthew Jordan	1	-	-	-	-	-	-	-	6
Qua Searcy	1	-	-	-	-	-	-	-	6
Lamont Simmons	1	-	-	-	-	-	-	-	6
Quaide Weimerskirch	1	-	-	-	-	-	-	-	6
Bennett Barton	-	-	0-1	-	-	-	-	-	0
Team	-	-	0-1	-	-	-	-	-	0
Total	29	7-9	23-26	0-1	-	0-2	-	-	218
Opponents	18	8-11	17-17	-	-	0-1	-	-	149

Total Offense	g	plays	rush	pass	total	avg/g
TaQuon Marshall	7	223	727	488	1215	173.6
KirVonte Benson	7	133	781	0	781	111.6
Qua Searcy	7	26	192	0	192	27.4
Jerry Howard	5	20	168	0	168	33.6
Clinton Lynch	6	19	149	0	149	24.8
Nathan Cottrell	7	23	145	0	145	20.7
J.J. Green	6	14	109	0	109	18.2
Quaide Weimerskirch	7	16	70	0	70	10.0
Matthew Jordan	5	16	56	0	56	11.2
Ricky Jeune	7	1	30	0	30	4.3
Jay Jones	1	2	9	0	9	9.0
Team	6	3	-1	0	-1	-0.2
Total	7	496	2435	488	2923	417.6
Opponents	7	437	922	1389	2311	330.1

Field Goals	fg	pct.	01-19	20-29	30-39	40-49	50-99	lg	blk
Shawn Davis	2-4	50.0	0-0	1-1	1-2	0-1	0-0	34	1
Brenton King	5-5	100.0	0-0	3-3	1-1	1-1	0-0	42	0

Punting	no.	yds	avg	lg	tb	fc	i20	50+	blk
Pressley Harvin III	30	1379	46.0	62	0	9	11	11	0
Total	30	1379	46.0	62	0	9	11	11	0
Opponents	40	1739	43.5	70	3	17	11	10	0

FG Sequence	Georgia Tech	Opponents
Tennessee	47,36	-
Jacksonville State	(34)	(27)
Pittsburgh	-	50,(55)
North Carolina	(21),(25)	40,52
Miami	(31)	(33),(32),(21),(24)
Wake Forest	(22),(42)	(29)
Clemson	(25)	(29)

Kickoffs	no.	yds	avg	tb	ob	retn	net	ydln
Shawn Davis	27	1615	59.8	8	1			
Brenton King	13	780	60.0	1	1			
Total	40	2395	59.9	9	2	22.0	38.3	26
Opponents	28	1697	60.6	9	1	20.1	39.0	26

Numbers in (parentheses) indicate field goal was made.

**2017 Georgia Tech Football**  
**Georgia Tech Overall Individual Statistics (as of Oct 29, 2017)**  
**All games**

All Purpose	g	rush	rcv	pr	kr	ir	total	avg/g
KirVonte Benson	7	781	16	0	0	0	797	113.9
TaQuon Marshal	7	727	0	0	0	0	727	103.9
Nathan Cottrell	7	145	0	0	284	0	429	61.3
Ricky Jeune	7	30	284	0	25	0	339	48.4
Qua Searcy	7	192	61	0	0	0	253	36.1
Clinton Lynch	6	149	43	0	0	0	192	32.0
Jerry Howard	5	168	15	0	0	0	183	36.6
J.J. Green	6	109	30	0	30	0	169	28.2
Brad Stewart	7	0	39	58	0	0	97	13.9
Quaide Weimers	7	70	0	0	0	0	70	10.0
Matthew Jordan	5	56	0	0	0	0	56	11.2
Lamont Simmon	7	0	0	0	42	0	42	6.0
Corey Griffin	7	0	0	0	0	27	27	3.9
A.J. Gray	7	0	0	0	0	23	23	3.3
Lawrence Austin	7	0	0	0	0	21	21	3.0
KeShun Freema	7	0	0	0	10	0	10	1.4
Jay Jones	1	9	0	0	0	0	9	9.0
T.D. Roof	7	0	0	0	2	0	2	0.3
Team	6	-1	0	0	0	0	-1	-0.2
Terrell Lewis	7	0	0	0	-3	0	-3	-0.4
Jalen Camp	7	0	0	0	-9	0	-9	-1.3
Total	7	2435	488	58	381	71	3433	490.4
Opponents	7	922	1389	150	639	0	3100	442.9



**2017 Georgia Tech Football**  
**Georgia Tech Overall Defensive Statistics (as of Oct 29, 2017)**  
**All games**

##	Defensive Leaders	gp	Tackles			tfl/yds	Sacks no-yds	Pass defense			Fumbles		blkd	
			ua	a	tot			int-yds	brup	qbh	rcv-yds	ff	kick	saf
9	Victor Alexander	7	29	8	37	1.0-9	1.0-9	.	.	1	.	.	.	
5	A.J. Gray	7	26	9	35	1.0-4	1.0-4	2-23	2	1	1-0	.	.	
14	Corey Griffin	7	23	9	32	1.0-6	.	1-27	1	.	.	.	.	
20	Lawrence Austin	7	22	6	28	1.0-15	.	1-21	3	.	.	.	.	
8	Step Durham	7	20	5	25	1.0-2	1.0-2	1-0	4	.	1-0	.	.	
51	Brant Mitchell	6	12	11	23	.	.	.	2	3	.	.	.	
17	Lance Austin	7	19	3	22	1.0-1	.	.	3	.	.	.	.	
93	Antonio Simmons	7	19	3	22	6.5-51	4.5-42	.	.	5	.	2	.	
94	Anree Saint-Amour	7	13	8	21	5.0-22	2.5-13	.	.	3	1-0	1	.	
52	Terrell Lewis	7	16	3	19	1.0-4	.	.	.	1	.	.	.	
12	B. Jordan-Swilling	7	15	4	19	1.0-1	.	.	1	1	.	.	.	
42	KeShun Freeman	7	8	7	15	2.0-5	.	.	.	1	.	.	.	
97	Brentavious Glanton	7	11	3	14	1.0-2	.	.	.	.	.	.	.	
23	Jalen Johnson	7	10	2	12	1.0-1	.	.	.	.	.	.	.	
99	Desmond Branch	7	5	5	10	2.5-14	1.0-12	.	3	1	.	.	.	
45	T.D. Roof	7	10	.	10	2.0-16	2.0-16	.	.	1	.	.	.	
18	Zach Matthews	7	5	2	7	.	.	.	.	.	.	.	.	
90	Brandon Adams	7	3	3	6	1.0-5	.	.	1	.	.	.	.	
25	Tre Jackson	7	4	1	5	.	.	.	.	.	.	.	.	
54	Kyle Cerge-Henderson	6	2	2	4	.	.	.	.	.	.	.	.	
38	Ajani Kerr	7	4	.	4	.	.	.	1	.	.	.	.	
41	Jaquan Henderson	7	4	.	4	.	.	.	.	.	.	.	.	
6	Lamont Simmons	7	3	1	4	.	.	.	1	.	.	.	.	
10	Christian Campbell	7	3	.	3	1.0-17	.	.	.	.	.	.	.	
89	Antwan Owens	6	1	1	2	1.0-5	1.0-5	.	.	.	.	.	.	
44	Shaun Kagawa	7	2	.	2	.	.	.	.	.	.	.	.	
16	TaQuon Marshall	7	.	1	1	.	.	.	.	.	.	.	.	
95	Tyler Merriweather	5	1	.	1	.	.	.	.	.	.	.	.	
43	Tyler Cooksey	3	1	.	1	.	.	.	.	.	.	.	.	
21	Quaide Weimerskirch	7	1	.	1	.	.	.	.	.	.	.	.	
2	Ricky Jeune	7	1	.	1	.	.	.	.	.	.	.	.	
98	Tyler Vernon	4	.	1	1	.	.	.	.	.	.	.	.	
Total		7	293	98	391	31-180	14-103	5-71	22	18	3-0	3	.	
Opponents		7	344	199	543	41-129	14-71	.	9	6	10-7	11	2	

**2017 Georgia Tech Football**  
**Georgia Tech Passing Game-by-Game (as of Oct 29, 2017)**  
**All games**

<b>#16 Marshall, T.</b>	<b>Comp</b>	<b>Att</b>	<b>Int</b>	<b>Pct</b>	<b>Yards</b>	<b>TD</b>	<b>Long</b>	<b>Sacked</b>	<b>Effic</b>
Tennessee	5	9	0	55.6	120	0	44	0-0	167.56
Jacksonville State	5	7	0	71.4	112	3	33	1-1	347.26
Pittsburgh	4	7	0	57.1	48	0	28	0-0	114.74
North Carolina	5	10	0	50.0	53	1	16	3-16	127.52
Miami	3	7	0	42.9	55	1	48	2-14	156.00
Wake Forest	5	11	0	45.5	68	0	18	3-22	97.38
Clemson	3	13	0	23.1	32	0	23	4-8	43.75
<b>TOTALS</b>	<b>30</b>	<b>64</b>	<b>0</b>	<b>46.9</b>	<b>488</b>	<b>5</b>	<b>48</b>	<b>13-61</b>	<b>136.71</b>

<b>#11 Jordan, M.</b>	<b>Comp</b>	<b>Att</b>	<b>Int</b>	<b>Pct</b>	<b>Yards</b>	<b>TD</b>	<b>Long</b>	<b>Sacked</b>	<b>Effic</b>
Tennessee	0	1	0	0.0	0	0	0	0-0	0.00
<b>TOTALS</b>	<b>0</b>	<b>1</b>	<b>0</b>	<b>0.0</b>	<b>0</b>	<b>0</b>	<b>0</b>	<b>1-10</b>	<b>0.00</b>

<b>#TM Team</b>	<b>Comp</b>	<b>Att</b>	<b>Int</b>	<b>Pct</b>	<b>Yards</b>	<b>TD</b>	<b>Long</b>	<b>Sacked</b>	<b>Effic</b>
Miami	0	1	0	0.0	0	0	0	0-0	0.00
<b>TOTALS</b>	<b>0</b>	<b>1</b>	<b>0</b>	<b>0.0</b>	<b>0</b>	<b>0</b>	<b>0</b>	<b>0-0</b>	<b>0.00</b>

**2017 Georgia Tech Football**  
 Georgia Tech Rushing/Receiving Game-by-Game (as of Oct 29, 2017)  
**All games**

RUSHING	No-Yds/TD	UT	JSU	UP	NC	UM	WF	CU
Benson, K. BB	133-781/5	26-124/1	11-26/0	29-196/2	18-130/1	7-40/0	26-136/1	16-129/0
Marshall, T. QB	159-727/12	44-249/5	13-25/1	18-112/2	27-137/1	19-18/0	23-163/2	15-23/1
Searcy, Q. AB	26-192/1	6-34/0	4-36/0	2-9/0	2-14/0	7-42/0	5-57/1	-
Howard, J. BB	20-168/2	DNP	6-82/1	3-19/0	5-34/0	DNP	3-14/1	3-19/0
Lynch, C. AB	19-149/0	DNP	2-10/0	3-18/0	5-41/0	5-71/0	2-12/0	2--3/0
Cottrell, N. AB	23-145/0	6-79/0	4-17/0	-	3-14/0	3-24/0	4-6/0	3-5/0
Green, J. AB	14-109/1	1-36/0	1-11/0	5-38/0	DNP	6-14/1	1-10/0	-
Weimerskirch, Q. BB	16-70/1	2-10/0	3-7/0	4-31/1	1-5/0	6-17/0	-	-
Jordan, M. QB	15-56/1	1-3/0	5--4/0	1-4/0	4-28/1	DNP	DNP	4-25/0
Jeune, R. WR	1-30/0	-	-	-	-	-	1-30/0	-
Jones, J. QB	2-9/0	DNP	DNP	2-9/0	DNP	DNP	DNP	DNP
Team	2--1/0	-	DNP	-	1-0/0	-	1--1/0	-

RECEIVING	No-Yds/TD	UT	JSU	UP	NC	UM	WF	CU
Jeune, R. WR	17-284/3	2-55/0	2-50/2	2-29/0	4-37/1	2-52/0	3-44/0	2-17/0
Searcy, Q. AB	2-61/0	1-42/0	1-19/0	-	-	-	-	-
Lynch, C. AB	2-43/0	DNP	1-33/0	1-10/0	-	-	-	-
Stewart, B. WR	3-39/0	2-23/0	-	-	1-16/0	-	-	-
Green, J. AB	3-30/2	-	1-10/1	-	DNP	1-3/1	1-17/0	-
Benson, K. BB	2-16/0	-	-	1-9/0	-	-	1-7/0	-
Howard, J. BB	1-15/0	DNP	-	-	-	DNP	-	1-15/0

**2017 Georgia Tech Football**  
 Georgia Tech Total Tackles Game-by-Game (as of Oct 29, 2017)  
**All games**

Total Tackles	UA-A	Total	UT	JSU	UP	NC	UM	WF	CU
Alexander, V. LB	29-8	37	1-1	6-1	2-0	5-0	3-2	6-0	6-4
Gray, A. DB	26-9	35	0-3	2-1	4-0	4-0	5-1	5-0	6-4
Griffin, Co. DB	23-9	32	1-4	1-0	3-0	4-0	4-3	3-1	7-1
Austin, Law. DB	22-6	28	5-2	4-1	1-0	5-0	2-3	2-0	3-0
Durham, S. DB	20-5	25	1-3	-	3-0	2-0	3-0	5-0	6-2
Mitchell, B. LB	12-11	23	0-5	6-2	3-0	3-0	0-2	DNP	0-2
Simmons, A. DL	19-3	22	1-1	4-1	3-0	2-0	3-1	-	6-0
Austin, Lan. DB	19-3	22	2-1	1-0	3-0	7-0	3-1	-	3-1
Saint-Amour, A. DL	13-8	21	-	3-0	2-0	2-0	2-3	2-0	2-5
Jordan-Swilling LB	15-4	19	-	1-0	2-0	2-0	4-3	3-0	3-1
Lewis, T. LB	16-3	19	2-2	4-1	5-0	1-0	3-0	1-0	-
Freeman, K. DL	8-7	15	2-2	1-0	3-1	-	0-1	2-1	0-2
Glanton, B. DL	11-3	14	0-2	1-0	1-0	-	2-1	6-0	1-0
Johnson, J. DB	10-2	12	2-1	1-0	2-0	1-0	1-0	2-0	1-1
Roof, T. LB	10-0	10	1-0	2-0	2-0	-	2-0	1-0	2-0
Branch, D. DL	5-5	10	1-2	-	-	2-0	1-1	1-0	0-2
Matthews, Z. DB	5-2	7	0-1	-	-	2-0	1-0	1-0	1-1
Adams, B. DL	3-3	6	-	2-0	0-1	-	1-0	-	0-2
Jackson, T. LB	4-1	5	1-1	-	1-0	-	1-0	1-0	-
Kerr, A. DB	4-0	4	-	-	1-0	1-0	1-0	-	1-0
Simmons, L. DB	3-1	4	1-0	-	1-0	1-0	0-1	-	-
Henderson, J. LB	4-0	4	-	1-0	-	-	1-0	2-0	-
Cerge-Henderson DL	2-2	4	0-2	DNP	-	-	1-0	-	1-0
Campbell, C. DB	3-0	3	-	-	-	1-0	-	-	2-0
Kagawa, S. DB	2-0	2	-	-	1-0	-	1-0	-	-
Owens, A. DL	1-1	2	DNP	1-0	-	-	0-1	-	-
Weimerskirch, Q	1-0	1	-	-	-	-	-	-	1-0
Merriweather, T DL	1-0	1	DNP	-	-	1-0	DNP	-	-
Vernon, T. DL	0-1	1	DNP	0-1	-	-	DNP	-	DNP
Jeune, R.	1-0	1	-	-	1-0	-	-	-	-
Cooksey, T. LB	1-0	1	DNP	DNP	DNP	1-0	DNP	-	-
Marshall, T.	0-1	1	0-1	-	-	-	-	-	-

**2017 Georgia Tech Football**  
**Georgia Tech Team Game-by-Game (as of Oct 29, 2017)**  
**All games**

TEAM STATISTICS

Date	Opponent	Rushing				Receiving				Passing				Kick Returns				Punt Returns				tot off
		no.	yds	td	lg	no.	yds	td	lg	cmp-att-int	yds	td	lg	no.	yds	td	lg	no.	yds	td	lg	
Sep 04	vs Tennessee	86	535	6	38	5	120	0	44	5-10-0	120	0	44	2	30	0	20	2	7	0	4	655
Sep 09	JACKSONVILLE STATE	49	210	2	65	5	112	3	33	5-7-0	112	3	33	2	9	0	7	3	5	0	6	322
Sep 23	PITTSBURGH	67	436	5	47	4	48	0	28	4-7-0	48	0	28	1	26	0	26	2	23	0	12	484
Sep 30	NORTH CAROLINA	66	403	3	65	5	53	1	16	5-10-0	53	1	16	1	17	0	17	1	-4	0	0	456
Oct 14	at Miami	53	226	1	48	3	55	1	48	3-8-0	55	1	48	7	193	1	42	1	4	0	4	281
Oct 21	WAKE FOREST	66	427	5	70	5	68	0	18	5-11-0	68	0	18	1	24	0	24	1	11	0	11	495
Oct 28	at Clemson	43	198	1	65	3	32	0	23	3-13-0	32	0	23	5	82	0	20	2	12	0	8	230
Opponents		430	2435	23	70	30	488	5	48	30-66-0	488	5	48	19	381	1	42	12	58	0	12	2923
		218	922	8	32	130	1389	9	70	130-219-5	1389	9	70	29	639	0	51	10	150	1	80	2311

Games: 7 • Avg/rush: 5.7 • Avg/catch: 16.3 • Pass effic: 132.56 • KR avg: 20.1 • PR avg: 4.8 • All purpose avg/game: 490.4 • Total offense avg/gm: 417.6

Date	Opponent	Tackles				Sacks no-yds	Fumble		Pass Defense			blkd kick	PAT Attempts			off			
		ua	a	total	tfl-yds		ff	fr-yds	int-yds	qbh	brup		kick	rush	rcv	saf	t/o	pts	
Sep 04	vs Tennessee	21	34	55	1.0-2	0.0-0	0	0-0	0-0	5	3	0	5-5	0	0	0	0	0	41
Sep 09	JACKSONVILLE STATE	41	8	49	8.0-48	5.0-33	1	1-0	2-21	2	1	0	4-5	0	0	0	20	37	
Sep 23	PITTSBURGH	44	2	46	7.0-34	3.0-23	0	1-0	0-0	3	6	0	5-5	0	0	0	0	35	
Sep 30	NORTH CAROLINA	47	0	47	3.0-15	2.0-11	0	0-0	2-23	2	3	0	3-4	0	0	0	7	33	
Oct 14	at Miami	45	24	69	5.0-29	3.0-27	0	0-0	0-0	2	4	0	3-3	0	0	0	0	24	
Oct 21	WAKE FOREST	43	2	45	2.0-11	1.0-9	0	0-0	1-27	2	5	0	2-3	0	0	0	0	38	
Oct 28	at Clemson	52	28	80	5.0-41	0.0-0	2	1-0	0-0	2	0	0	1-1	0	0	0	3	10	
Opponents		293	98	391	31.0-180	14.0-103	3	3-0	5-71	18	22	0	23-26	0	0	0	30	218	
		344	199	543	41.0-129	14.0-71	11	10-7	0-0	6	9	2	17-17	0	0	0	21	149	

Date	Opponent	Punting							Field Goals			Kickoffs						
		no.	yds	avg	long	blkd	tb	fc	50+	i20	md-att	long	blkd	no.	yds	avg	tb	ob
Sep 04	vs Tennessee	3	138	46.0	56	0	0	1	1	1	0-2	0	1	5	257	51.4	1	0
Sep 09	JACKSONVILLE STATE	3	120	40.0	43	0	0	2	0	2	1-1	34	0	7	434	62.0	4	1
Sep 23	PITTSBURGH	4	182	45.5	56	0	0	1	1	1	0-0	0	0	6	356	59.3	0	0
Sep 30	NORTH CAROLINA	3	142	47.3	53	0	0	1	2	0	2-2	25	0	7	419	59.9	2	0
Oct 14	at Miami	6	272	45.3	62	0	0	2	1	4	1-1	31	0	5	315	63.0	1	0
Oct 21	WAKE FOREST	2	103	51.5	56	0	0	0	1	0	2-2	42	0	7	445	63.6	1	1
Oct 28	at Clemson	9	422	46.9	53	0	0	2	5	3	1-1	25	0	3	169	56.3	0	0
Opponents		30	1379	46.0	62	0	0	9	11	11	7-9	42	1	40	2395	59.9	9	2
		40	1739	43.5	70	0	3	17	10	11	8-11	55	0	28	1697	60.6	9	1



**2017 Georgia Tech Football**  
**Georgia Tech Opponent Game-by-Game (as of Oct 29, 2017)**  
**All games**

OPPONENT STATISTICS

Date	Opponent	Rushing				Receiving				Passing				Kick Returns				Punt Returns				tot off
		no.	yds	td	lg	no.	yds	td	lg	cmp-att-int	yds	td	lg	no.	yds	td	lg	no.	yds	td	lg	
Sep 04	vs Tennessee	22	148	4	30	20	221	2	50	20-37-0	221	2	50	4	109	0	51	0	0	0	0	369
Sep 09	JACKSONVILLE STATE	38	116	0	13	8	73	1	23	8-14-2	73	1	23	2	17	0	12	0	0	0	0	189
Sep 23	PITTSBURGH	20	37	0	30	22	198	1	28	22-35-0	198	1	28	6	124	0	29	3	80	1	80	235
Sep 30	NORTH CAROLINA	26	106	1	15	18	141	0	34	18-32-2	141	0	34	5	125	0	40	2	23	0	13	247
Oct 14	at Miami	36	184	1	32	23	297	1	70	23-38-0	297	1	70	4	96	0	38	2	36	0	34	481
Oct 21	WAKE FOREST	31	110	1	16	17	252	2	42	17-30-1	252	2	42	5	123	0	40	2	10	0	8	362
Oct 28	at Clemson	45	221	1	28	22	207	2	38	22-33-0	207	2	38	3	45	0	27	1	1	0	1	428
Georgia Tech		218	922	8	32	130	1389	9	70	130-219-5	1389	9	70	29	639	0	51	10	150	1	80	2311
Georgia Tech		430	2435	23	70	30	488	5	48	30-66-0	488	5	48	19	381	1	42	12	58	0	12	2923

Games: 7 • Avg/rush: 4.2 • Avg/catch: 10.7 • Pass effic: 121.63 • KR avg: 22.0 • PR avg: 15.0 • All purpose avg/game: 442.9 • Total offense avg/gm: 330.1

Date	Opponent	Tackles				Sacks no-yds	Fumble		Pass Defense			blkd kick	PAT Attempts			off		
		ua	a	total	tfl-yds		ff	fr-yds	int-yds	qbh	brup		kick	rush	rcv	saf	t/o	pts
Sep 04	vs Tennessee	45	86	131	1.0-1	0.0-0	2	2-0	0-0	0	1	1	6-6	0	0	0	14	42
Sep 09	JACKSONVILLE STATE	48	4	52	7.0-25	2.0-11	0	0-0	0-0	1	0	0	1-1	0	0	0	0	10
Sep 23	PITTSBURGH	61	8	69	2.0-5	0.0-0	2	4-7	0-0	0	0	0	2-2	0	0	0	0	17
Sep 30	NORTH CAROLINA	64	8	72	5.0-20	3.0-16	2	2-0	0-0	0	3	0	1-1	0	0	0	0	7
Oct 14	at Miami	42	30	72	7.0-24	2.0-14	1	1-0	0-0	0	2	0	1-1	0	0	0	0	25
Oct 21	WAKE FOREST	55	12	67	8.0-33	3.0-22	1	0-0	0-0	1	2	1	3-3	0	0	0	0	24
Oct 28	at Clemson	29	51	80	11.0-21	4.0-8	3	1-0	0-0	4	1	0	3-3	0	0	0	7	24
Georgia Tech		344	199	543	41.0-129	14.0-71	11	10-7	0-0	6	9	2	17-17	0	0	0	21	149
Georgia Tech		293	98	391	31.0-180	14.0-103	3	3-0	5-71	18	22	0	23-26	0	0	0	30	218

Date	Opponent	Punting							Field Goals			Kickoffs						
		no.	yds	avg	long	blkd	tb	fc	50+	i20	md-att	long	blkd	no.	yds	avg	tb	ob
Sep 04	vs Tennessee	6	282	47.0	70	0	0	3	2	5	0-0	0	0	5	322	64.4	3	0
Sep 09	JACKSONVILLE STATE	5	180	36.0	48	0	0	1	0	0	1-1	27	0	3	138	46.0	0	1
Sep 23	PITTSBURGH	7	351	50.1	59	0	2	3	4	1	1-2	55	0	3	194	64.7	2	0
Sep 30	NORTH CAROLINA	6	281	46.8	61	0	1	3	1	2	0-2	0	0	1	65	65.0	0	0
Oct 14	at Miami	6	227	37.8	50	0	0	4	1	1	4-4	33	0	6	367	61.2	0	0
Oct 21	WAKE FOREST	3	146	48.7	53	0	0	1	2	1	1-1	29	0	5	323	64.6	4	0
Oct 28	at Clemson	7	272	38.9	47	0	0	2	0	1	1-1	29	0	5	288	57.6	0	0
Georgia Tech		40	1739	43.5	70	0	3	17	10	11	8-11	55	0	28	1697	60.6	9	1
Georgia Tech		30	1379	46.0	62	0	0	9	11	11	7-9	42	1	40	2395	59.9	9	2

**2017 Georgia Tech Football**  
 Georgia Tech Team Game-by-Game Comparison (as of Oct 29, 2017)  
**All games**

Opponent	Score	First Downs				Pen	Rushing Number-Yards	Passing		Total Offense Plays-Yards	Return Yards	Turn- Overs
		Total	Rush	Pass	Comp-Att-Int			Yards				
Tennessee	41 - 42	33 / 18	29 / 6	4 / 10	0 / 2		86-535 / 22-148	5-10-0 / 20-37-0	120 / 221	96-655 / 59-369	37 / 109	2 / 0
JACKSONVILLE STATE	37 - 10	17 / 14	8 / 9	5 / 4	4 / 1		49-210 / 38-116	5-7-0 / 8-14-2	112 / 73	56-322 / 52-189	35 / 17	0 / 3
PITTSBURGH	35 - 17	25 / 11	21 / 2	2 / 9	2 / 0		67-436 / 20-37	4-7-0 / 22-35-0	48 / 198	74-484 / 55-235	49 / 211	4 / 1
NORTH CAROLINA	33 - 7	22 / 11	18 / 4	3 / 7	1 / 0		66-403 / 26-106	5-10-0 / 18-32-2	53 / 141	76-456 / 58-247	36 / 148	2 / 2
Miami	24 - 25	16 / 24	14 / 12	1 / 12	1 / 0		53-226 / 36-184	3-8-0 / 23-38-0	55 / 297	61-281 / 74-481	197 / 132	1 / 0
WAKE FOREST	38 - 24	29 / 20	21 / 6	5 / 12	3 / 2		66-427 / 31-110	5-11-0 / 17-30-1	68 / 252	77-495 / 61-362	62 / 133	0 / 1
Clemson	10 - 24	10 / 21	7 / 12	2 / 9	1 / 0		43-198 / 45-221	3-13-0 / 22-33-0	32 / 207	56-230 / 78-428	94 / 46	1 / 1
<b>Totals</b>	<b>218 - 149</b>	<b>152 / 119</b>	<b>118 / 51</b>	<b>22 / 63</b>	<b>12 / 5</b>		<b>430-2435 / 218-922</b>	<b>30-66-0 / 130-219-5</b>	<b>488 / 1389</b>	<b>496-2923 / 437-2311</b>	<b>510 / 796</b>	<b>10 / 8</b>

Opponent	3rd Down Conversions	4th Down Conversions	Time of Possession	TOP Margin	Avg Yds/Rush	Avg Yds/Pass	Avg Yds/Play	Punting Number-Avg	Penalties Number-Yards	Sacks
Tennessee	13-18 / 5-12	0-0 / 0-1	41:27 / 18:33	22:54	6.2 / 6.7	12.0 / 6.0	6.8 / 6.3	3-46.0 / 6-47.0	4-37 / 2-20	0 / 0
JACKSONVILLE STATE	5-12 / 3-9	0-1 / 0-0	31:33 / 28:27	3:06	4.3 / 3.1	16.0 / 5.2	5.8 / 3.6	3-40.0 / 5-36.0	8-70 / 5-53	5 / 2
PITTSBURGH	6-14 / 1-13	1-1 / 2-3	35:02 / 24:58	10:04	6.5 / 1.9	6.9 / 5.7	6.5 / 4.3	4-45.5 / 7-50.1	4-18 / 3-26	3 / 0
NORTH CAROLINA	8-16 / 2-12	3-3 / 3-3	38:35 / 21:25	17:10	6.1 / 4.1	5.3 / 4.4	6.0 / 4.3	3-47.3 / 6-46.8	1-5 / 6-60	2 / 3
Miami	4-13 / 2-12	1-2 / 1-1	32:45 / 27:15	5:30	4.3 / 5.1	6.9 / 7.8	4.6 / 6.5	6-45.3 / 6-37.8	1-6 / 6-45	3 / 2
WAKE FOREST	9-15 / 4-11	0-2 / 0-3	35:58 / 24:02	11:56	6.5 / 3.5	6.2 / 8.4	6.4 / 5.9	2-51.5 / 3-48.7	5-45 / 4-40	1 / 3
Clemson	3-15 / 7-17	1-2 / 0-0	28:45 / 31:15	-2:30	4.6 / 4.9	2.5 / 6.3	4.1 / 5.5	9-46.9 / 7-38.9	2-20 / 5-45	0 / 4
<b>Totals</b>	<b>48-103 / 24-86</b>	<b>6-11 / 6-11</b>	<b>244:05 / 175:55</b>	<b>68:10</b>	<b>5.7 / 4.2</b>	<b>7.4 / 6.3</b>	<b>5.9 / 5.3</b>	<b>30-46.0 / 40-43.5</b>	<b>25-201 / 31-289</b>	<b>14 / 14</b>

Note: Game totals are displayed in the format TEAM/OPPONENT for each category

**2017 Georgia Tech Football**  
**Georgia Tech By-Quarter Statistics (as of Oct 29, 2017)**  
**All games**

3rd-Down Conversions

Date	Opponent	Score	Overall	1st Qtr	2nd Qtr	3rd Qtr	4th Qtr	Overtime
Sep 04, 2017	vs Tennessee	L 41-42	13-18 72.2	4-6 66.7	4-5 80.0	2-3 66.7	1-2 50.0	2-2 100.0
Sep 09, 2017	JACKSONVILLE STATE	W 37-10	5-12 41.7	0-2 0.0	1-3 33.3	2-3 66.7	2-4 50.0	
Sep 23, 2017	PITTSBURGH	W 35-17	6-14 42.9	2-4 50.0	2-4 50.0	1-2 50.0	1-4 25.0	
Sep 30, 2017	NORTH CAROLINA	W 33-7	8-16 50.0	4-6 66.7	1-5 20.0	3-3 100.0	0-2 0.0	
Oct 14, 2017	at Miami	L 24-25	4-13 30.8	0-1 0.0	1-4 25.0	2-4 50.0	1-4 25.0	
Oct 21, 2017	WAKE FOREST	W 38-24	9-15 60.0	1-3 33.3	3-4 75.0	2-3 66.7	3-5 60.0	
Oct 28, 2017	at Clemson	L 10-24	3-15 20.0	1-4 25.0	0-4 0.0	0-3 0.0	2-4 50.0	
	Georgia Tech		48-103 46.6	12-26 46.2	12-29 41.4	12-21 57.1	10-25 40.0	2-2 100.0
	Opponents		24-86 27.9	6-18 33.3	11-25 44.0	3-20 15.0	4-23 17.4	0-0 0.0

4th-Down Conversions

Date	Opponent	Score	Overall	1st Qtr	2nd Qtr	3rd Qtr	4th Qtr	Overtime
Sep 04, 2017	vs Tennessee	L 41-42	0-0 0.0	0-0 0.0	0-0 0.0	0-0 0.0	0-0 0.0	0-0 0.0
Sep 09, 2017	JACKSONVILLE STATE	W 37-10	0-1 0.0	0-0 0.0	0-1 0.0	0-0 0.0	0-0 0.0	
Sep 23, 2017	PITTSBURGH	W 35-17	1-1 100.0	1-1 100.0	0-0 0.0	0-0 0.0	0-0 0.0	
Sep 30, 2017	NORTH CAROLINA	W 33-7	3-3 100.0	0-0 0.0	2-2 100.0	0-0 0.0	1-1 100.0	
Oct 14, 2017	at Miami	L 24-25	1-2 50.0	0-0 0.0	1-2 50.0	0-0 0.0	0-0 0.0	
Oct 21, 2017	WAKE FOREST	W 38-24	0-2 0.0	0-1 0.0	0-0 0.0	0-0 0.0	0-1 0.0	
Oct 28, 2017	at Clemson	L 10-24	1-2 50.0	0-0 0.0	0-0 0.0	0-0 0.0	1-2 50.0	
	Georgia Tech		6-11 54.5	1-2 50.0	3-5 60.0	0-0 0.0	2-4 50.0	0-0 0.0
	Opponents		6-11 54.5	0-0 0.0	1-2 50.0	0-1 0.0	5-8 62.5	0-0 0.0

Time of Possession

Date	Opponent	Score	Overall	1st Qtr	2nd Qtr	3rd Qtr	4th Qtr	Overtime
Sep 04, 2017	vs Tennessee	L 41-42	41:27	10:49	10:28	10:39	9:31	0:00
Sep 09, 2017	JACKSONVILLE STATE	W 37-10	31:33	6:45	8:12	6:04	10:32	
Sep 23, 2017	PITTSBURGH	W 35-17	35:02	9:44	10:04	8:51	6:23	
Sep 30, 2017	NORTH CAROLINA	W 33-7	38:35	11:52	9:43	7:54	9:06	
Oct 14, 2017	at Miami	L 24-25	32:45	8:50	7:35	9:41	6:39	
Oct 21, 2017	WAKE FOREST	W 38-24	35:58	11:42	7:56	7:20	9:00	
Oct 28, 2017	at Clemson	L 10-24	28:45	7:54	6:13	6:21	8:17	
	Georgia Tech	Total	244:05	67:36	60:11	56:50	59:28	0:00
		Avg.	34:52	9:39	8:35	8:07	8:29	0:00
	Opponents	Total	175:55	37:24	44:49	48:10	45:32	0:00
		Avg.	25:07	5:20	6:24	6:52	6:30	0:00

**2017 Georgia Tech Football**  
**Georgia Tech Red-Zone Results (as of Oct 29, 2017)**  
**All games**

Georgia Tech Inside Opponent Red-Zone

Date	Opponent	Score	Times In RZ	Times Scored	Total Pts	Rush TDs	Pass TDs	FGs Made	Failed to score inside RZ						
									FGA	Down	Int	Fumb	Half	Game	
Sep 04, 2017	vs Tennessee	L 41-42	7	6	41	6	6	0	0	1	0	0	0	0	0
Sep 09, 2017	JACKSONVILLE STATE	W 37-10	4	4	23	3	1	2	1	0	0	0	0	0	0
Sep 23, 2017	PITTSBURGH	W 35-17	4	3	21	3	3	0	0	0	0	0	1	0	0
Sep 30, 2017	NORTH CAROLINA	W 33-7	6	5	26	3	2	1	2	0	0	0	1	0	0
Oct 14, 2017	at Miami	L 24-25	3	3	17	2	1	1	1	0	0	0	0	0	0
Oct 21, 2017	WAKE FOREST	W 38-24	3	3	16	2	2	0	1	0	0	0	0	0	0
Oct 28, 2017	at Clemson	L 10-24	1	1	3	0	0	0	1	0	0	0	0	0	0
Totals			28	25	147	19	15	4	6	1	0	0	2	0	0
25 of 28 (89.3%)															

Opponents Inside Georgia Tech Red-Zone

Date	Opponent	Score	Times In RZ	Times Scored	Total Pts	Rush TDs	Pass TDs	FGs Made	Failed to score inside RZ						
									FGA	Down	Int	Fumb	Half	Game	
Sep 04, 2017	vs Tennessee	L 41-42	5	5	35	5	4	1	0	0	0	0	0	0	0
Sep 09, 2017	JACKSONVILLE STATE	W 37-10	2	2	10	1	0	1	1	0	0	0	0	0	0
Sep 23, 2017	PITTSBURGH	W 35-17	0	0	0	0	0	0	0	0	0	0	0	0	0
Sep 30, 2017	NORTH CAROLINA	W 33-7	1	1	7	1	1	0	0	0	0	0	0	0	0
Oct 14, 2017	at Miami	L 24-25	5	5	19	1	0	1	4	0	0	0	0	0	0
Oct 21, 2017	WAKE FOREST	W 38-24	4	4	24	3	1	2	1	0	0	0	0	0	0
Oct 28, 2017	at Clemson	L 10-24	3	3	17	2	1	1	1	0	0	0	0	0	0
Totals			20	20	112	13	7	6	7	0	0	0	0	0	0
20 of 20 (100.0%)															

**2017 Georgia Tech Football**  
**Georgia Tech Game Superlatives (as of Oct 29, 2017)**  
**All games**

**INDIVIDUAL GAME HIGHS**

Rushes	44	TaQuon Marshall vs Tennessee (Sep 04, 2017)
Yards Rushing	249	TaQuon Marshall vs Tennessee (Sep 04, 2017)
TD Rushes	5	TaQuon Marshall vs Tennessee (Sep 04, 2017)
Long Rush	70	TaQuon Marshall vs Wake Forest (Oct 21, 2017)
Pass attempts	13	TaQuon Marshall at Clemson (Oct 28, 2017)
Pass completions	5	TaQuon Marshall vs Tennessee (Sep 04, 2017)
	5	TaQuon Marshall vs Jacksonville State (Sep 09, 2017)
	5	TaQuon Marshall vs North Carolina (Sep 30, 2017)
	5	TaQuon Marshall vs Wake Forest (Oct 21, 2017)
Yards Passing	120	TaQuon Marshall vs Tennessee (Sep 04, 2017)
TD Passes	3	TaQuon Marshall vs Jacksonville State (Sep 09, 2017)
Long Pass	48	TaQuon Marshall at Miami (Oct 14, 2017)
Receptions	4	Ricky Jeune vs North Carolina (Sep 30, 2017)
Yards Receiving	55	Ricky Jeune vs Tennessee (Sep 04, 2017)
TD Receptions	2	Ricky Jeune vs Jacksonville State (Sep 09, 2017)
Long Reception	48	Ricky Jeune at Miami (Oct 14, 2017)
Field Goals	2	Brenton King vs Wake Forest (Oct 21, 2017)
Long Field Goal	42	Brenton King vs Wake Forest (Oct 21, 2017)
Punts	9	Pressley Harvin III at Clemson (Oct 28, 2017)
Punting Avg	51.5	Pressley Harvin III vs Wake Forest (Oct 21, 2017)
Long Punt	62	Pressley Harvin III at Miami (Oct 14, 2017)
Punts inside 20	4	Pressley Harvin III at Miami (Oct 14, 2017)
Long Punt Return	12	Brad Stewart vs Pittsburgh (Sep 23, 2017)
Long Kickoff Return	42	Lamont Simmons at Miami (Oct 14, 2017)
Tackles	10	A.J. Gray at Clemson (Oct 28, 2017)
	10	Victor Alexander at Clemson (Oct 28, 2017)
Sacks	2.0	T.D. Roof vs Jacksonville State (Sep 09, 2017)
	2.0	Anree Saint-Amour vs Jacksonville State (Sep 09, 2017)
	2.0	Antonio Simmons vs Pittsburgh (Sep 23, 2017)
Tackles For Loss	3.0	Anree Saint-Amour vs Jacksonville State (Sep 09, 2017)
Interceptions	2	A.J. Gray vs North Carolina (Sep 30, 2017)



**2017 Georgia Tech Football**  
**Georgia Tech Game Superlatives (as of Oct 29, 2017)**  
**All games**

**TEAM GAME HIGHS**

Rushes	86	vs Tennessee (Sep 04, 2017)
Yards Rushing	535	vs Tennessee (Sep 04, 2017)
Yards Per Rush	6.5	vs Pittsburgh (Sep 23, 2017)
TD Rushes	6	vs Tennessee (Sep 04, 2017)
Pass attempts	13	at Clemson (Oct 28, 2017)
Pass completions	5	vs Tennessee (Sep 04, 2017)
	5	vs Jacksonville State (Sep 09, 2017)
	5	vs North Carolina (Sep 30, 2017)
	5	vs Wake Forest (Oct 21, 2017)
Yards Passing	120	vs Tennessee (Sep 04, 2017)
Yards Per Pass	16.0	vs Jacksonville State (Sep 09, 2017)
TD Passes	3	vs Jacksonville State (Sep 09, 2017)
Total Plays	96	vs Tennessee (Sep 04, 2017)
Total Offense	655	vs Tennessee (Sep 04, 2017)
Yards Per Play	6.8	vs Tennessee (Sep 04, 2017)
Points	41	vs Tennessee (Sep 04, 2017)
Sacks By	5	vs Jacksonville State (Sep 09, 2017)
First Downs	33	vs Tennessee (Sep 04, 2017)
Penalties	8	vs Jacksonville State (Sep 09, 2017)
Penalty Yards	70	vs Jacksonville State (Sep 09, 2017)
Turnovers	4	vs Pittsburgh (Sep 23, 2017)
Interceptions By	2	vs Jacksonville State (Sep 09, 2017)
	2	vs North Carolina (Sep 30, 2017)
Punts	9	at Clemson (Oct 28, 2017)
Punting Avg	51.5	vs Wake Forest (Oct 21, 2017)
Long Punt	62	at Miami (Oct 14, 2017)
Punts inside 20	4	at Miami (Oct 14, 2017)
Long Punt Return	12	vs Pittsburgh (Sep 23, 2017)

**2017 Georgia Tech Football**  
**Georgia Tech Game Superlatives (as of Oct 29, 2017)**  
**All games**

**OPPONENT INDIVIDUAL GAME HIGHS**

Rushes	20	Homer, T, at Miami (Oct 14, 2017)
Yards Rushing	170	Homer, T, at Miami (Oct 14, 2017)
TD Rushes	4	Kelly, J., vs Tennessee (Sep 04, 2017)
Long Rush	32	Homer, T, at Miami (Oct 14, 2017)
Pass attempts	37	Dormady, Q., vs Tennessee (Sep 04, 2017)
	37	Rosier, M, at Miami (Oct 14, 2017)
Pass completions	23	Rosier, M, at Miami (Oct 14, 2017)
Yards Passing	297	Rosier, M, at Miami (Oct 14, 2017)
TD Passes	2	Dormady, Q., vs Tennessee (Sep 04, 2017)
	2	Wolford, J, vs Wake Forest (Oct 21, 2017)
	2	K. BRYANT, at Clemson (Oct 28, 2017)
Long Pass	70	Rosier, M, at Miami (Oct 14, 2017)
Receptions	9	Brown, J, vs North Carolina (Sep 30, 2017)
Yards Receiving	125	Dortch, G, vs Wake Forest (Oct 21, 2017)
TD Receptions	2	Callaway, M., vs Tennessee (Sep 04, 2017)
Long Reception	70	Thomas, J, at Miami (Oct 14, 2017)
Field Goals	4	Badgley, M, at Miami (Oct 14, 2017)
Long Field Goal	55	Kessman, A., vs Pittsburgh (Sep 23, 2017)
Punts	7	Winslow, R., vs Pittsburgh (Sep 23, 2017)
	7	SPIERS, at Clemson (Oct 28, 2017)
Punting Avg	50.1	Winslow, R., vs Pittsburgh (Sep 23, 2017)
Long Punt	70	Daniel, T., vs Tennessee (Sep 04, 2017)
Punts inside 20	5	Daniel, T., vs Tennessee (Sep 04, 2017)
Long Punt Return	80	Henderson, Q., vs Pittsburgh (Sep 23, 2017)
Long Kickoff Return	51	Berry, Ev., vs Tennessee (Sep 04, 2017)
Tackles	23	Bituli, D., vs Tennessee (Sep 04, 2017)
Sacks	2.5	Ejiofor, D, vs Wake Forest (Oct 21, 2017)
Tackles For Loss	3.0	HAGLER,Jonathan, vs Jacksonville State (Sep 09, 2017)

**2017 Georgia Tech Football  
Georgia Tech Game Superlatives (as of Oct 29, 2017)  
All games**

**OPPONENT TEAM GAME HIGHS**

Rushes	45	at Clemson (Oct 28, 2017)
Yards Rushing	221	at Clemson (Oct 28, 2017)
Yards Per Rush	6.7	vs Tennessee (Sep 04, 2017)
TD Rushes	4	vs Tennessee (Sep 04, 2017)
Pass attempts	38	at Miami (Oct 14, 2017)
Pass completions	23	at Miami (Oct 14, 2017)
Yards Passing	297	at Miami (Oct 14, 2017)
Yards Per Pass	8.4	vs Wake Forest (Oct 21, 2017)
TD Passes	2	vs Tennessee (Sep 04, 2017)
	2	vs Wake Forest (Oct 21, 2017)
	2	at Clemson (Oct 28, 2017)
Total Plays	78	at Clemson (Oct 28, 2017)
Total Offense	481	at Miami (Oct 14, 2017)
Yards Per Play	6.5	at Miami (Oct 14, 2017)
Points	42	vs Tennessee (Sep 04, 2017)
Sacks By	4	at Clemson (Oct 28, 2017)
First Downs	24	at Miami (Oct 14, 2017)
Penalties	6	vs North Carolina (Sep 30, 2017)
	6	at Miami (Oct 14, 2017)
Penalty Yards	60	vs North Carolina (Sep 30, 2017)
Turnovers	3	vs Jacksonville State (Sep 09, 2017)
Punts	7	vs Pittsburgh (Sep 23, 2017)
	7	at Clemson (Oct 28, 2017)
Punting Avg	50.1	vs Pittsburgh (Sep 23, 2017)
Long Punt	70	vs Tennessee (Sep 04, 2017)
Punts inside 20	5	vs Tennessee (Sep 04, 2017)
Long Punt Return	80	vs Pittsburgh (Sep 23, 2017)