

LOUISVILLE FOOTBALL

2016 Co-Atlantic Division Champions • Home of the 2016 Heisman Trophy Winner

Saturday, Nov. 11, 2017

3:30 p.m. | ESPNU

Louisville, Ky.

Papa John's Cardinal Stadium (55,000)

Overall Record:	5-4
ACC:	2-4
Non-Conference:	3-0
Home:	2-2
Away:	2-2
Neutral:	1-0

LOUISVILLE (5-4, 2-4 ACC)

Sept. 2	vs. Purdue (FOX)	W, 35-28
Sept. 9	at North Carolina* (ESPN)	W, 47-35
Sept. 16	Clemson* (ABC)	L, 21-47
Sept. 23	Kent State (RSN)	W, 42-3
Sept. 30	Murray State (RSN)	W, 55-10
Oct. 5	at NC State* (ESPN)	L, 25-39
Oct. 14	Boston College* (ACC Network)	L, 42-45
Oct. 21	at Florida State* (ESPN)	W, 31-28
Oct. 28	at Wake Forest* (ACC Network)	L, 32-42
Nov. 11	Virginia* (ESPNU)	3:30 p.m.
Nov. 18	Syracuse*	TBA
Nov. 25	at Kentucky	TBA

VIRGINIA (6-3, 3-2 ACC)

Sept. 2	William & Mary	W, 28-10
Sept. 9	Indiana	L, 17-34
Sept. 16	Connecticut	W, 38-18
Sept. 22	at Boise State	W, 42-23
Oct. 7	Duke*	W, 28-21
Oct. 14	at North Carolina*	W, 20-14
Oct. 21	Boston College*	L, 10-41
Oct. 28	at Pittsburgh	L, 14-31
Nov. 4	Georgia Tech*	W, 40-36
Nov. 11	at Louisville*	3:30 p.m.
Nov. 18	at Miami*	TBA
Nov. 24	Virginia Tech*	TBA

ON THE AIRWAVES

Television (ESPNU)

- Mike Corey (pxp)
- Rene Ingoglia (color)

Radio

- Paul Rogers (pxp)
- Alex Kupper (color)
- Jody Demling (sideline)

Additional Radio

- SIRIUS Ch. 108
- XM Ch. 193
- Online Ch. 955

Game 10



LOUISVILLE Cardinals (5-4, 2-4 ACC)

Head Coach: Bobby Petrino | Career: 113-47 | At Louisville: 72-26 (8th)



VIRGINIA Cavaliers (6-3, 3-2 ACC)

Head Coach: Bronco Mendenhall | Career: 107-56 | At Virginia: 8-13 (2nd)

LOUISVILLE RETURNS HOME TO FACE VIRGINIA

- Looking to become bowl eligible, the University of Louisville returns to Papa John's Cardinal Stadium on Saturday to host Virginia in key Atlantic Coast Conference game.
- The game will be broadcast by ESPNU with Mike Corey (play-by-play) and Rene Ingoglia (analyst). Paul Rogers (play-by-play), Alex Kupper (analyst) and Jody Demling (sideline) will call the action on Louisville Sports Properties.
- The Cardinals — 45-42 losers to Boston College in their last home game — are looking to improve to 3-2 at home this season, and are trying to avoid its first two-game home losing streak since dropping their first contests at Papa John's Cardinal Stadium in 2015.
- Quarterback **Lamar Jackson** accounted 491 yards of total offense — 330 yards through the air and 161 on the ground — on Oct. 28 in a 42-32 loss at Wake Forest. The native of Pompano Beach, Fla., became the fourth player in school history to rush for over 1,000 yards in consecutive seasons — the first since Nathan Poole in 1977 and 1978. Jackson has rushed for 1,029 yards and 14 touchdowns.
- The reigning Heisman Trophy winner has 11,751 career yards of total offense, needing just 379 yards to break Chris Redman's (1996-99) school record of 12,129 yards, which was done in four seasons. Jackson remains in fourth on the ACC's all-time list, and needs just 347 yards to move past Deshaun Watson (2014-16) of Clemson for third place.
- With the 161 yards rushing against Wake Forest, Jackson broke another school record, this time for 150-yard rushing games with 11 — surpassing Howard Stevens' (1971-72) mark of 10. Jackson, who already holds the school record with 19 100-yard rushing games, is tied for seventh in ACC history with Tiki Barber (1993-96) of Virginia for 100-yard contests.
- Four UofL wide receivers caught five or more passes in the game, led by junior wide receiver **Jaylen Smith**'s six catches for 73 yards. **Traveon Samuel** added five receptions for 72 yards, while **Seth Dawkins** caught five passes for 65 yards and **Dez Fitzpatrick** added five for 56 yards.
- With four touchdowns versus Wake Forest, Jackson has 106 in his career, which ranks fourth in ACC history — just six away from tying Phillip Rivers (2000-03) of NC State for third place on the league's list.

SERIES

- Louisville and Virginia meet for the sixth time in school history on Saturday, with the Cardinals holding a 3-2 advantage. The series began in 1988 when the Cardinals defeated the Cavaliers 30-20 in Louisville.
- The Cardinals defeated the Cavaliers in the final seconds when Lamar Jackson hit Jaylen Smith with a 29-yard touchdown pass with 13 seconds remaining for a 32-25 victory.
- The Cavaliers are making only their second appearance at Papa John's Cardinal Stadium, losing 38-31 in 2015.
- In games in Louisville, the Cardinals are 2-0 all-time, winning 30-20 in 1988 and 38-31 in 2015.

THE OPPONENT

- Kurt Benkert hit Andre Levrone with a 27-yard touchdown pass with 1:22 remaining Saturday and Virginia rallied past Georgia Tech, 40-36. His touchdown pass to Levrone was his third of the day and the second for the tandem. Levrone also caught a 34-yarder, and Doni Dowling caught a 28-yarder.
- The Cavaliers, who are 6-3, 3-2 Atlantic Coast Conference, achieved bowl eligibility for the first time since 2011.
- Olamide Zaccheaus is one of the top wide receivers nationally, recording 66 receptions for 683 yards and four touchdowns, while running back Jordan Ellis has rushed for 708 yards and five scores.
- Middle linebacker Micah Kizer is the team's top tackler with 97 stops and five sacks, while safety Quin Blanding is next with 86 tackles on a Cavaliers defense that allows just 344.3 yards per game.

THE COACH

- Head coach **Bobby Petrino** is in his eighth season as head coach of the Cardinals, posting a remarkable 72-26 mark. He returned to the Derby City in 2014 and has recorded a 31-17 record — winning at least eight games in all three seasons.
- In 13 seasons as a head coach, Petrino owns a 114-47 record, with stops at Louisville (2003-06, 2014-17), Arkansas (2008-11) and Western Kentucky (2013).

**OFFENSE**

LT	74	Geron Christian	6-5	315	Jr.
	77	Linwood Foy	6-4	306	Jr.
LG	79	Kenny Thomas	6-6	322	Jr.
	61	Caleb Chandler	6-4	290	Fr.
C	75	Robbie Bell	6-5	305	R-Fr.
	63	Nate Scheler	6-1	295	So.
RG	72	Lukayus McNeil	6-6	319	Jr.
	66	Cole Bentley	6-3	316	Fr.
RT	73	Mekhi Becton	6-7	340	Fr.
	68	Danny Burns	6-6	325	Jr.
TE	80	Charles Standberry	6-3	241	Sr.
	83	Micky Crum	6-4	248	Jr.
	85	Jordan Davis	6-5	265	So.
WR	5	Seth Dawkins	6-3	214	So.
	81	Emonee Spence	6-3	192	So.
	2	Corey Reed	6-3	196	Fr.
WR	9	Jaylen Smith	6-4	220	Jr.
	87	Dez Fitzpatrick	6-2	208	R-Fr.
	88	Javonte Bagley	6-3	203	Sr.
WR	1	Traveon Samuel	5-7	170	Jr.
	84	Josh Johnson	5-11	175	Fr.
RB	7	Reggie Bonnafon	6-3	212	Sr.
	25	Dae Williams	6-2	227	R-Fr.
	12	Trey Smith	6-0	225	So.
	49	Tobias Little	6-0	248	R-Fr.
QB	8	Lamar Jackson	6-3	207	Jr.
	4	Jawon Pass	6-4	227	R-Fr.

SPECIALISTS

LS	52	Mitch Hall	6-1	203	Fr.
	46	Brendan Lowery	6-0	200	So.
H	28	Mason King	6-3	211	So.
	47	Austin Johnson	6-2	202	R-Fr.
K	45	Blanton Creque	5-11	186	So.
	36	Evan O'Hara	6-0	208	So.
P	28	Mason King	6-3	211	So.
	47	Austin Johnson	6-2	202	R-Fr.
PR	6	Russ Yeast	5-11	181	Fr.
	7	Reggie Bonnafon	6-3	212	Sr.
	84	Josh Johnson	5-11	175	Fr.
KR	1	Traveon Samuel	5-7	170	Jr.
	84	Josh Johnson	5-11	175	Fr.
	5	Seth Dawkins	6-3	214	So.

DEFENSE

DT	94	G.G. Robinson	6-4	305	Jr.
	14	Drew Bailey	6-3	294	Sr.
	62	Derek Dorsey	6-3	290	R-Fr.
DT	90	De'Asian Richardson	6-3	326	Sr.
	96	Henry Famurewa	6-2	290	Jr.
	59	Caleb Tillman	6-3	280	R-Fr.
DE	91	Trevon Young	6-4	254	Sr.
	98	Tabarius Peterson	6-3	251	R-Fr.
DE or	99	James Hearn	6-3	248	Sr.
	58	Jon Greenard	6-4	257	So.
	53	Amonte Caban	6-1	254	So.
MLB	17	Dorian Etheridge	6-3	227	Fr.
	42	Isaac Stewart	6-2	247	Jr.
OLB	21	London Iakopo	6-0	223	Jr.
	9	C.J. Avery	5-11	205	Fr.
OLB	30	Khane Pass	6-1	211	So.
	31	Malik Staples	6-1	222	So.
CB	6	Russ Yeast	5-11	181	Fr.
	20	Ronald Walker	6-1	196	Sr.
S	22	Chucky Williams	6-2	216	Sr.
	11	Dee Smith	6-1	204	Jr.
S	24	Zykiesis Cannon	6-0	185	Sr.
	4	TreSean Smith	6-1	198	Fr.
CB	15	Trumaine Washington	5-10	181	Sr.
	3	Cornelius Sturghill	5-11	187	So.

PRONUNCIATION GUIDE

Jaire Alexander	JL-ear
Mekhi Becton	Ma-kai BECK-tin
Reggie Bonnafon	bon-a-FON
Amonte Caban	CA-bon
Zykiesis Cannon	ZIE-key-sis
Geron Christian	JER-an
Blanton Creque	CREEK-e
Jack Fagot	FA-go
Henry Famurewa	fam-a-RUE-a
London Iakopo	Ya-Ko-Po
Vince Lococo	la-CO-co
Lukayus McNeil	loo-KAY-is
Traveon Samuel	TRAY-vi-on
Nathan Scheler	SHE-ler
TreSean Smith	TREY-shawn
Emonee Spence	a-MON-ee
Cornelius Sturghill	STIRGE-hill
Chris Taylor-Yamonoha	Yah-MA-noah
Dae Williams	Day
Malik Williams	MA-leak



PROGRAM NOTES

99TH SEASON AND COUNTING

The 2017 campaign marks the 99th football season in Louisville football history. The Cardinals, who played their inaugural season in 1912, have a 509-457-17 all-time record (.526). The program's legacy includes 21 bowl appearances, 24 first-team All-Americans, eight conference titles, and the school's first Heisman Trophy in 2016.

WINNING SEASONS

The Cardinals have enjoyed six straight winning seasons and 16 out of the last 19 seasons. Louisville's only had three non-winning seasons since 1998 (2007-09). Since 1998, the Cardinals are 158-80. Louisville has made seven consecutive bowl appearances — tied for the 16th-longest streak in FBS.

ACADEMIC EXCELLENCE

The Cardinals earned the program's first APR Public Recognition Award in program history for ranking in the top 10 percent for the multi-year APR, a period from 2012-16. The program saw 41 student-athletes earn AD Honor Roll status during the fall of 2015, with an additional 34 achieving the accolade in the spring of 2016.

QUICK FACTS

UNIVERSITY

NAME:	The University of Louisville
LOCATION:	Louisville, Ky.
FOUNDED:	1798
ENROLLMENT:	23,000
NICKNAME:	Cardinals
COLORS:	Red and Black
CONFERENCE:	ACC
DIVISION:	NCAA Division I
STADIUM	Papa John's Cardinal Stadium (55,000)
STADIUM SURFACE:	Field Turf
INTERIM PRESIDENT	Dr. Greg Postel
INTERIM ATHLETICS DIRECTOR	Vince Tyra
HEAD COACH:	Bobby Petrino (8th Season)

FOOTBALL HISTORY

FIRST YEAR:	1912
ALL-TIME RECORD:	509-457-17
ALL-TIME ACC RECORD:	19-11
ALL-TIME BOWL RECORD:	10-10-1
YEARS IN POST-SEASON PLAY:	21
PJCS Record:	92-32

ASSISTANT COACHES

Lorenzo Ward	Alabama '91
Assistant Head Coach/Secondary	
Lonnie Galloway	Western Carolina '94
Co-Offensive Coordinator/Wide Receivers	
Mike Summers	Georgetown (KY) '78
Co-Offensive Coordinator/Wide Receivers	
Peter Sirmon	Oregon '99
Defensive Coordinator/Outside Linebackers	
Cort Dennison	Washington '11
Inside Linebackers/Recruiting Coordinator	
Chris Klenakis	Carroll College '86
Tight Ends	
Nick Petrino	Western Kentucky '14
Quarterbacks	
L.D. Scott	Louisville '09
Defensive Line	
Kolby Smith	Louisville '06
Running Backs	

OPPONENT TRACKER

Purdue

www.purduesports.com
Overall: 3-4
Big Ten: 1-3
This Week: at Northwestern
Last Week: L, 12-14 Rutgers

Kent State

www.kentstateports.com
Overall: 2-7
MAC: 1-4
This Week: Central Michigan
Last Week: L, 16-44 Bowling Green

Boston College

www.bceagles.com
Overall: 4-4
ACC: 2-3
This Week: NC State
Last Week: Open

Virginia

www.virginiasports.com
Overall: 6-3
ACC: 3-2
This Week: at Pittsburgh
Last Week: W, 40-36 Ga. Tech

North Carolina

www.goheels.com
Overall: 1-8
ACC: 0-6
This Week: Western Carolina
Last Week: L, 7-59 Virginia Tech

Murray State

www.goracers.com
Overall: 2-7
OVC: 1-4
This Week: Tennessee Tech
Last Week: L, 24-27 E. Illinois

Florida State

www.seminoles.com
Overall: 3-5
ACC: 3-4
This Week: at Clemson
Last Week: W, 27-24 Syracuse

Syracuse

www.cuse.com
Overall: 4-5
ACC: 2-4
This Week: Wake Forest
Last Week: L, 24-27 Florida St.

Clemson

www.clemsonigers.com
Overall: 8-1
ACC: 6-1
This Week: Florida State
Last Week: W, 38-31 NC State

NC State

www.gopack.com
Overall: 6-3
ACC: 4-1
This Week: at Boston College
Last Week: L, 31-38 Clemson

Wake Forest

www.wakeforestsports.com
Overall: 5-4
ACC: 2-3
This Week: at Syracuse
Last Week: L, 27-48 Notre Dame

Kentucky

www.ukathletics.com
Overall: 6-3
SEC: 3-3
This Week: at Vanderbilt
Last Week: L, 34-37 Mississippi.

LOUISVILLE SPORTS INFORMATION

ROCCO GASPARRO - FB CONTACT

- Interviews, Game Notes
- Office: 502-852-0102
- Cell: 502-262-2258
- Email: Rocco@GoCards.com
- Twitter: @Rocco_Gasparro

KENNY KLEIN - SR. ASSOC. SID

- Credentials
- Office: 502-852-6581
- Cell: 502-599-7865
- Email: Kenny@GoCards.com
- Twitter: @KKcards

SPORTS INFORMATION PHONE NUMBERS

- Office Phone 502-852-6581
- Fax: 502-852-7401
- Press Box: 502-852-6798
- Address 2100 S. Floyd St., Louisville, Ky. 40208
- Website : www.GoCards.com

Head coach Bobby Petrino holds a weekly media conference Mondays at 1:30 p.m. during the fall. Those sessions are live video-streamed via GoCards.com/watch. Petrino's comments are available on GoCards.com Monday afternoon as a video archive.

Louisville assistant coaches are available after practice on Tuesdays (offense) and Wednesdays (defense) at approximately 6 p.m. in the Letterwinner's Club, located at Gate 2A.

UofL players can be interviewed after practice on Tuesdays (offense) and Wednesdays (defense) at approximately 6 p.m. in the Letterwinner's Club, located at Gate 2A. Requests for player and assistant coach interviews should be submitted to Rocco Gasparro by 10 a.m. on Tuesdays (offense) and Wednesdays (defense).

The Atlantic Coast Conference hosts individual media teleconferences with each ACC head coach throughout the football season. The call begins at 10:30 a.m. and continues through 12:40 p.m. on each Wednesday. Teleconference will be live streamed on theACC.com and transcripts and audio archives will be available after the conclusion of the call. To participate in the call, please contact Mike Finn in the ACC Communications Office. The 2017 weekly call-in schedule for the season is as follows.

ACC HEAD COACH TELECONFERENCE SCHEDULE

10:30 p.m.	Bronco Mendenhall, Virginia
10:40 a.m.	Dabo Swinney, Clemson
10:50 a.m.	Jimbo Fisher, Florida State
11:00 a.m.	Bobby Petrino, Louisville
11:10 a.m.	Dino Babers, Syracuse
11:20 a.m.	Dave Clawson, Wake Forest
11:30 a.m.	Paul Johnson, Georgia Tech
11:40 a.m.	Larry Fedora, North Carolina
11:50 a.m.	Justin Fuente, Virginia Tech
12:00 p.m.	Mark Richt, Miami
12:10 p.m.	Pat Narduzzi, Pitt
12:20 p.m.	Steve Addazio, Boston College
12:30 p.m.	David Cutcliffe, Duke
12:40 p.m.	Dave Doeren, NC State



2017 STATS COMPARISON

	UL	UVA
Points/Game	36.7	26.3
Points Allowed/Game	30.8	25.3
First Downs/Game	27.3	20.7
First Downs Allowed/Game	20.6	17.7
Rushing Yards/Game	216.0	118.1
Rushing Yards Allowed/Game	151.0	165.7
Passing Yards/Game	333.3	256.0
Passing Yards Allowed/Game	259.1	178.6
Total Offense/Game	549.3	374.1
Total Defense/Game	410.1	344.2
INTs Thrown/Opp. INTs Thrown	6/7	8/12
Turnover Margin	-1	+3
Sacks By/Allowed/Game	17/24	22/17
Third Down Offense	45%	42%
Third Down Defense	42%	33%
Red Zone Offense	35-41	24-31
Red Zone Defense	24-27	17-24
Kickoff Return Average	19.8	29.1
Punt Return Average	5.4	4.9
Penalties/Yards Per Game	53/52.1	41/43.2
Field Goals	10-11	8-10

2017 NCAA RANKINGS

	UL	UVA
Points/Game	21	77
Points Allowed/Game	93	59
First Downs/Game	5	60
First Downs Allowed/Game	73	32
Rushing Yards/Game	26	110
Rushing Yards Allowed/Game	49	60
Passing Yards/Game	8	43
Passing Yards Allowed/Game	106	16
Total Offense/Game	3	92
Total Defense/Game	83	30
INTs Thrown	38	72
Opp. INTs Thrown	67	14
Turnover Margin	76	41
Sacks By	70	31
Sack Allowed/Game	100	61
Third Down Offense	25	48
Third Down Defense	88	31
Red Zone Offense	61	101
Red Zone Defense	107	9
Kickoff Return Average	95	2
Punt Return Average	98	99
Penalties Per Game	53	17
Penalties Yards Per Game	36	26

Week	AP	AM	CFP
Preseason	16	17	-
Sept. 5	17	16	-
Sept. 12	14	14	-
Sept. 19	19	20	-
Sept. 26	17	18	-
Oct. 1	17	17	-
Oct. 8	RV	RV	-
Oct. 15	-	-	-
Oct. 22	-	-	-
Oct. 29	-	-	-
Nov. 6	-	-	-

HEAD COACH BRONCO MENDENHALL

- Bronco Mendenhall is in his second season as Virginia's head football coach after being named the program's 40th head coach on Dec. 4, 2015.
- In Mendenhall's first season on Grounds he oversaw a secondary that boasted first-team All-ACC honoree and All-American, Quin Blanding. Blanding finished the season No. 2 in the ACC in tackles for the third year in a row with 120 stops. Inside linebacker Micah Kiser, an All-American and first-team All-ACC honoree, thrived to lead the ACC in tackles for the second year in a row with 134, which is tied with former Cavalier great Wali Rainer for fourth-most in a single season in program history. Kiser also was a second-team CoSIDA Academic All-American, becoming the first Cavalier since Tiki Barber in 1996 to earn both academic and athletic All-America honors in the same season.
- Mendenhall came to Charlottesville after 11 years as the head coach at Brigham Young University. In his 11 seasons, from 2005-2015, Mendenhall compiled an overall record of 99-43 at BYU to rank 12th in total wins among all FBS teams during that time.
- In the three seasons prior to Mendenhall becoming the head coach at BYU, the Cougars compiled an overall record of 14-21. Over Mendenhall's 11 years at BYU, the Cougars were one of only 11 programs to advance to a bowl game each season. BYU was joined by Alabama, Boise State, Clemson, Florida State, Georgia, LSU, Oklahoma, Oregon, Virginia Tech and Wisconsin during that time frame.
- Among those 11 teams, only Florida State achieved more bowl wins (seven) than BYU's six bowl game victories.
- Mendenhall played for two years at Snow College (Utah) before finishing his career as a starter at Oregon State during the 1986 and 1987 seasons. He played both linebacker and safety for the Beavers.
- Mendenhall began his coaching career as a graduate assistant in 1989 at his alma mater, Oregon State. After earning his master's degree in 1990, he moved to Snow College in Ephraim, Utah, where he served as the secondary coach and defensive coordinator from 1991-92 under current BYU assistant coach Paul Tidwell. Following two seasons with the Badgers, Mendenhall became the secondary coach at Northern Arizona, where the Lumberjacks boasted the top-ranked defense in the Big Sky Conference. He was elevated to co-defensive coordinator for the 1994 season.

SCOUTING THE CAVALIERS

- QB Kurt Benkert hit Andre Levronne with a 27-yard touchdown pass with 1:22 remaining and Virginia rallied past Georgia Tech, 40-36.
- The Cavaliers (6-3, 3-2 Atlantic Coast Conference) achieved bowl eligibility for the first time since 2011 in the wildest of ways, driving for the go-ahead score after the Yellow Jackets had gone ahead on a touchdown of their own with 3:10 remaining. Benkert completed three straight passes on the winning drive.
- His touchdown pass to Levronne was his third of the day and the second for the tandem. Levronne also caught a 34-yarder, and Doni Dowling caught a 28-yarder.
- The Yellow Jackets had driven 90 yards in nine plays to take the lead. TaQuon Marshall twice kept the drive alive by running the ball on third down, the second time to get to Virginia's 33. On the next play, he found Ricky Jeune on a slant route and the wide receiver took it untouched into the end zone. A two-point conversion run

by Marshall made the score 36-33, preventing Virginia from winning with the field goal, but the Cavaliers didn't need one as Benkert led them downfield.

- Benkert is enjoying a solid season leading the UVA offense, throwing for 2,278 yards and 20 touchdowns, while only tossing six interceptions. His 20 TD passes are ranked 14th nationally and second in the ACC.
- Wide receiver Olamide Zaccheaus is one of the top wide receivers, both in the ACC and nationally. With 66 receptions, Zaccheaus is ninth in the country and third in the league with an average of 7.3 receptions per game.
- Middle linebacker Micah Kiser ranks second in the ACC and sixth in the country with an average of 10.8 tackles per game on a Cavalier defense that ranks 30th in the nation by allowing 344.2 yards per game.
- Ranking third in the ACC and 14th in the country, the Cavaliers have totaled 12 interceptions — led by Brenton Nelson, who ranks seventh in the nation with four picks. Safety Quin Blanding, who is also second on the team with 86 tackles, has three interceptions.
- The Cavaliers are a ball-control offense, averaging 32:32 of time of possession, which is the second-best standard in the ACC.
- Kick returner Joe Reed is the best in the ACC and fourth in the country with an average of 31.7 yards per return. He owns a 92-yard kick return for a touchdown this season.

INSIDE THE SERIES NOTES

- Louisville and Virginia will meet for the sixth time in school history Saturday in a series that the Cardinals lead 3-2 all-time. The two schools have met only two times outside of ACC play with the first meeting coming in 1988, which was a 30-20 victory by the Cardinals.
- The Cardinals have controlled the series at home as Louisville is 2-0 all-time against Virginia.
- Since joining the ACC in 2014, the Cardinals are 2-1 versus the Cavaliers — the only loss coming in the second games as league members — a 23-21 loss in Charlottesville.
- Quarterback **Lamar Jackson** was outstanding last season, throwing for 361 yards and four touchdowns, including the game-winner to **Jaylen Smith** with 13 seconds left. Wide receiver Jamari Staples led the receivers with seven receptions for 120 yards and one touchdown.
- Brandon Radcliff rushed for 146 yards and two touchdowns, including a 36-yard scoring run in the final minutes, as Louisville beat Virginia 38-31 in the Cavaliers' last visit to Papa John's Cardinal Stadium.
- The Cardinals broke open a 24-24 tie game with two fourth-quarter touchdowns. James Quick forced Virginia's Olamide Zaccheaus to fumble on a punt return, setting up L.J. Scott's 1-yard score with 8:30 remaining.

SERIES SCORES WITH VIRGINIA

Date	UL	UVA
Oct. 15, 1988 (H)	30	20
Oct. 28, 1989 (A)	15	16
Sept. 13, 2014 (A)	21	23
Nov. 14, 2015 (H)	38	31
Oct. 29, 2016 (A)	32	25



HONORS AND AWARDS

JAIRE ALEXANDER

Chuck Bednarik Award Watch List
Bronko Nagurski Award Watch List
Jim Thorpe Award Watch List
Paul Hornung Watch List
2nd Team Sporting News Preseason All-American
1st team AP Preseason All-American

DREW BAILEY

Bronko Nagurski Award Watch List

BLANTON CREQUE

Lou Groza Award Watch List
Lou Groza Semifinalist

MICKY CRUM

John Mackey Award Watch List

JORDAN DAVIS

John Mackey Award Watch List

JAMES HEARNS

Bronko Nagurski Award Watch List

LAMAR JACKSON

Maxwell Award Watch List
2nd Team Sporting News Preseason All-American
ACC Preseason Player of the Year
Davey O'Brien Award Watch List
Walter Camp Award Watch List
Preseason All-ACC
Manning Award Watch List
2nd team AP Preseason All-American
2nd team Associated Press
ACC Offensive Back of the Week (9/11)
Maxwell Award Semifinalist

JAYLEN SMITH

ACC Wide Receiver of the Week (9/11)

LOUISVILLE VERSUS THE STATE OF VIRGINIA

- The Virginia game will be the 14th all-time versus schools from the state of Virginia, with the Cardinals owning a 6-7 overall record.
- Head coach Bobby Petrino is 2-1 versus Virginia schools, with the only loss coming in 2014 at Virginia.
- The Cardinals are 1-0 versus Richmond, 3-2 against Virginia and 2-5 versus Virginia Tech.

LOUISVILLE VERSUS THE ACC

- Louisville is 52-59-1-1 all-time versus members of the Atlantic Coast Conference.
- Since joining the league in 2014, the Cardinals own an 19-11 mark in conference action after dropping a 42-32 decision at Wake Forest on Oct. 28.
- Florida State and Pittsburgh have both faced the Cardinals 17 times, tied for the most versus any league opponent.

IN NOVEMBER

- All-time, November is a losing month for the Cardinals, posting a 150-162-5 record, including a 92-76-2 mark at home. Louisville is 206-182-2 (.578) all-time in games played during November, but are just 58-86-3 on the road.
- Since 2012, the Cardinals are 13-5 in the month of November, but went 2-2.
- Head coach Bobby Petrino is an impressive 20-6 record during the calendar's 11th month — dominating opponents at home with an impressive 12-1 record. 6-1
- Petrino's teams are 6-1 in the first game during the month of November.

NON-CONFERENCE NOTABLES

- Despite losing his last three non-conference games to close the 2016 season, the Cardinals have enjoyed tremendous success against non-league foes, going 26-11 since 2011.
- Head coach Bobby Petrino is 29-9 versus non-conference opponents, including a 14-2 mark at home.
- Petrino's teams are 10-3 on the road and are 5-4 in neutral site games.
- Dating back to the 2010 campaign, the Cardinals are 25-9 against non-conference opponents during the regular season and have won eight of the last 10 against non-conference foes after suffering a bowl loss to LSU.

SEVEN CAPTAINS NAMED

- University of Louisville head football coach Bobby Petrino continuously stresses the importance of leadership, and that was noticeable as seven players were selected captains in a team vote.
- Junior quarterback Lamar Jackson, running back Reggie Bonnafon and offensive tackle Geron Christian, were selected to represent the offense, while cornerback Jaire Alexander and safety Chucky Williams were voted to guide the defense. Junior wide receiver Devante Peete and punter Mason King were selected special teams captains.
- Jackson and Peete were named captains for the second consecutive season. Bailey had five or more tackles in six games last season — recording a career-best 11 in a 24-14 win over Duke. It was

the highest total by a UofL defensive lineman since Elvis Dumervil registered 11 stops in 2005.

STREAKS AND TRENDS

- Quarterback **Lamar Jackson** has an FBS-best 16 games over the last two seasons with at least one rushing and passing touchdown in a game.
- Totalling four touchdowns in the loss to Wake Forest, Jackson has recorded 32 touchdowns this season, giving him an incredible 83 over the last 22 games, an average of 3.8 per game.
- Jackson recorded his ninth-straight game with 300 yards of total offense, the second-longest streak at Louisville — only to the 11 he accomplished in 2015-16.
- The Cardinals are averaging 46.3 points per game over their last three home contests.
- Since missing three games with a wrist injury, wide receiver **Jaylen Smith** has 17 receptions (5.7 rpg) for 200 (66.7 ypg.) yards in the last three contests. In his first game back from injury, Smith recorded six catches for 118 yards versus Boston College.
- Averaging 216.0 yards on the ground this season, the Cardinals, who have totaled 777 yards rushing in the last three games, are averaging 259.0 yards per game over that span.
- Quarterback **Lamar Jackson** has recorded three-straight 100-yard rushing games — the second-longest stretch of his career. His personal best was five consecutive games between the last two contests of the 2015 season and the first three of 2016.
- Defensive end **Trevon Young** is second on the team with 8.0 tackles for loss has assisted or recorded a solo tackle for loss in six-straight games.
- Totalling 47 penalties (7.8 per game) in the first six games, the Cardinals have committed just six infractions for 43 yards in the last three games. Louisville committed just two penalties for 13 yards versus Florida State.
- In the loss to Wake Forest, the Cardinals didn't record a penalty for the first time this season. It was the second time in 14 games that UofL failed to register a penalty.
- Jackson has thrown a touchdown pass in 24 of the last 25 games, with the LSU game last year being the lone game without a throwing touchdown.
- In 34 career contests, Jackson has 14 games where he has passed for multiple touchdowns. He has thrown multiple scoring strikes in six of his last nine contests.
- Jackson, who has 106 touchdowns responsible for during his career, has been responsible for one touchdown in 24 of 25 games, with the only game being a 29-9 loss to LSU in the 2016 Citrus Bowl.
- Jackson, who totaled three rushing touchdowns versus Wake Forest, has scored at least one TD on the ground in 25 of 34 games during his career. The native of Pompano Beach, Fla., has had a rushing touchdown in six-straight games.
- After rushing for 337 (84.3 ypg) yards and four scores in the first four games, Jackson has run for 514 (128.5) yards and nine touchdowns in the last four contests.



- Making three-straight starts at linebacker, junior linebacker **Isaac Stewart** has totaled 22 stops — a career-high 10 coming versus Boston College.
- Wide receiver **Seth Dawkins** has caught a pass in a team-high 11-straight games dating back to 2016, while tight end **Charles Standberry** has caught a pass in 10-straight games, while **Dez Fitzpatrick** has had catches in nine-straight contests.
- In averaging 259.0 yards on the ground in the last three contests, the Cardinals are averaging 7.3 yards per carry, including 6.7 yards in the win over Florida State.
- Offensive tackle **Geron Christian** and safety **Chucky Williams** are tied for the team lead with 35 straight starts.
- The Cardinals have averaged better than 5.9 yards per play in all nine games and over 8.0 yards three times this year.
- The Cardinals have totaled over 400 yards of total offense in 20 of the last 22 games.
- Louisville has forced at least one turnover in 19 of the last 22 contests, and have won 17 consecutive games when not committing a turnover.
- After averaging 34.3 rushing attempts in the first six games of the year, the Cardinals have attempted a total of 40.4 rushes in the last three contests.
- Moving up to 25th in the country in third-down conversions, the Cardinals have converted 48.3 percent of their attempts in the last four games.
- The Cardinals have thrown for over 300 yards in eight of the nine games this year, also recording at least one passing touchdown in all nine games.
- Allowing 15 rushing touchdowns in the first nine games, the Cardinals have allowed more touchdowns on the ground since yielding 23 during the entire 2009 campaign.
- After not allowing a sack in the loss to Boston College, the Cardinals have allowed nine sacks in the last two games — a season-high 7.0 coming in the loss to Wake Forest.
- The Cardinals have thrown six interceptions in 356 passing attempts — one pick in every 59.5 pass attempts.
- Sophomore **Mason King**, who ranks 27th nationally with a 43.7 average, has had a 50-yard punt in four-straight games.

LOUISVILLE, PETRINO VS. RANKED OPPONENTS

- Louisville holds a 16-50-1 all-time record against teams ranked in the Associated Press top 25. This mark includes records of 8-13 at home, 3-31-1 at road sites and 5-7 at neutral sites.
- The Cardinals are 6-22-1 against teams ranked in the top 10, and 8-12 as a ranked team playing a ranked foe.
- Head coach Bobby Petrino owns a record of 5-14 versus ranked opponents during his tenure at Louisville, which includes a win over No. 2 Florida State last season.

PETRINO VS. RANKED OPPONENTS

Date	Rk	Opponent	Opp	Score
Nov. 5, 2003		at TCU	13	28-31
Dec. 18, 2003		vs. Miami, Ohio	14	28-49
Oct. 14, 2004	18	at Miami, Fla.	3	38-41
Dec. 31, 2004	7	vs. Boise State	10	44-40
Jan. 2, 2005	15	vs. Virginia Tech	12	24-35
Sept. 16, 2006	12	Miami, Fla.	17	31-7
Nov. 2, 2006	5	West Virginia	3	44-34
Nov. 9, 2006	3	at Rutgers	15	25-28
Jan. 2, 2007	5	vs. Wake Forest	15	24-13
Oct. 30, 2014		Florida State	2	31-42
Dec. 30, 2014	20	vs Georgia	13	14-37
Sept. 5, 2015		vs. Auburn	6	24-31
Sept. 17, 2015		Clemson	11	17-20
Oct. 17, 2015		at Florida State	11	21-41
Sept. 17, 2016	10	Florida State	2	63-20
Oct. 1, 2016	3	at Clemson	5	36-42
Dec. 31, 2016	15	vs. LSU	19	9-29
Sept. 16, 2017	14	Clemson	3	21-47
Oct. 5, 2017	17	at NC State	24	25-39

QUICK HITS FROM THE WAKE FOREST GAME

- Lamar Jackson finished the game with 491 yards of total offense. He had 330 yards and one touchdown in the air, with 161 yards and three scores on the ground.
- Jackson became the fourth player and first underclassman in FBS history with 3,000 yards rushing and 8,000 yards passing in a career.
- Jackson is the third player and first underclassman in FBS history to have consecutive seasons with 1,000 yards rushing and 2,500 yards passing.
- He is the 5th QB in FBS history to rush for 40 TDs and pass for 60 TDs, doing so earlier in his career than any other player.
- Jackson is the first player in Louisville history to have two 1000-yard rushing seasons prior to his senior year.
- Jackson set a new ACC record for most career games with 400 yards of total offense, logging his 14th 400-yard game today.
- Jackson has set a new Louisville record for most 150-yard rushing games, reaching that mark for the 11th time in his career.
- His 161 rushing yards pushed Jackson to 20th in ACC history with 3,550 career rushing yards. He passed Clemson's C.J. Spiller (2006-09) and trails NC State's Tremayne Stephens (1994-97) by only three yards for 19th place.
- The quarterback moved into a tie for fourth in ACC history with 46 career rushing touchdowns, tying Florida State's Dalvin Cook (2014-16) and passing Maryland's Rick Badanjek (1982-85) and Georgia Tech's Robert Lavette (1981-84).
- It was Jackson's ninth-straight game with 300 yards of total offense, the second longest streak at UofL. He had 11 straight in 2015-16.
- Jackson's three rushing touchdowns pushes his season total on the ground to 14. That ties him for the ninth most in a season at UofL. He's also second on that list with 21 rushing TDs last year.
- With his 29th start at quarterback, Jackson moves into a tie with John Madeya for 7th most QB starts at Louisville.
- Dez Fitzpatrick finished the game with five receptions for 56 yards. Fitzpatrick has recorded a reception in nine consecutive games.
- Blanton Creque connected on a 35-yard field goal

LOUISVILLE IN THE INDIVIDUAL RANKINGS (TOP 50)

COMPLETIONS PER GAME	NCAA	ACC
Lamar Jackson	26	4
COMPLETIONS	NCAA	ACC
Lamar Jackson	20	4
FIELD GOAL PCT.	NCAA	ACC
Blanton Creque	7	2
FIELD GOALS	NCAA	ACC
Blanton Creque	46	7
INTERCEPTIONS	NCAA	ACC
Trumaine Washington	44	5
PASSING EFFICIENCY	NCAA	ACC
Lamar Jackson	25	3
PASSING TDS	NCAA	ACC
Lamar Jackson	13	1
PASSING YARDS	NCAA	ACC
Lamar Jackson	6	1
RECEIVING YARDS	NCAA	ACC
Dez Fitzpatrick	38	6
Jaylen Smith	42	8
YARDS PER COMPLETION	NCAA	ACC
Lamar Jackson	11	1
POINTS RESPONSIBLE	NCAA	ACC
Lamar Jackson	2	1
RECEIVING TOUCHDOWNS	NCAA	ACC
Dez Fitzpatrick	8	1
RUSHING TOUCHDOWNS	NCAA	ACC
Lamar Jackson	7	2
RUSHING YARDS	NCAA	ACC
Lamar Jackson	10	1
TOTAL OFFENSE	NCAA	ACC
Lamar Jackson	1	1
TACKLES FOR LOSS	NCAA	ACC
Jon Greenard	20	5
YARDS PER ATTEMPT	NCAA	ACC
Lamar Jackson	15	1
TOUCHDOWNS	NCAA	ACC
Lamar Jackson	10	1
Dez Fitzpatrick	48	5



2017 TURNOVER BREAKDOWN

Opponent	UL TOs	Opp. Pts.	Opp. TOs	UL Pts.	Margin
Purdue	3	7	4	7	+1
North Carolina	0	0	0	0	0
Clemson	1	7	0	0	-1
Kent State	4	3	3	14	-1
Murray State	2	7	1	7	-1
NC State	1	7	1	0	0
Boston College	2	10	1	0	-1
Florida State	1	7	3	10	+2
Wake Forest	1	7	1	0	0
Virginia					
Syracuse					
Kentucky					
Total	15	55	14	37	-1

in the first quarter. Creque finished the game with six points, moving him to eighth on Louisville's all-time points by a kicker with 157. He passed Wilbur Summers who had 153 from 1972-1975.

- **Stacy Thomas'** 3.5 tackles for loss are the most in a game since DeVonte Fields had 4.5 at Kentucky on Nov. 28, 2015
- **Charles Standberry** had a 20-yard touchdown reception in the second half. Standberry had two receptions extending his streak to 10 straight games with a catch.
- **Geron Christian** earned his 35th-consecutive start.

WIN INDICATORS

- There are many things that go into whether a team wins a game, but a long-term look at the trends during Bobby Petrino's tenure at Louisville shows that winning the turnover battle and winning the run game are two of the easiest ways to predict a Louisville victory.
- Under Petrino, when the Cardinals win the turnover battle, they are 36-4 (89.7 pct.) They are 11-1 (91.7 pct.) in games when they commit zero turnovers. Louisville is 66-8 under Petrino when outrushing the opponent (89.2 pct.) and is 42-2 (95.4 pct.) when holding the opponent under 100 yards on the ground.
- History also shows that Louisville is tough to beat when it takes a lead into halftime, as the Cardinals are 65-7 when leading at intermission under Petrino (91.4 pct.).

ONE MORE FOR BOWL ELIGIBILITY

- Heading into Saturday's road game versus Virginia, the Cardinals are just one win away of becoming bowl eligible for the eighth-straight season dating back to 2010.
- It would be the 17th time in 20 seasons that the Cardinals would be eligible for post-season action.
- The Cardinals missed three bowl games from 2007-2009.
- Head coach Bobby Petrino has qualified for a bowl game in his first seven years, and needs a pair of wins in the final six games to improve his streak of postseason play to eight years at Louisville.
- He is currently the only coach in school history to

reach a bowl game in seven consecutive years.

NEW GUYS

- Through nine games in 2017, 12 true freshmen, 10 redshirt freshmen and one transfer have played for Louisville — after redshirt freshman Dae Williams made his collegiate debut versus Florida State.
- Against Boston College, a total of six freshmen made the start in the loss to the Eagles, including three true freshmen on defense in cornerback **Russ Yeast**, linebacker **Dorian Etheridge** and safety **TreSean Smith**, and offensive tackle **Mekhi Becton** on offense.
- Of the 53 players listed on the two-deep, 26 are true or redshirt freshmen and sophomores. There are seven true freshmen on the depth chart.

WINNING AT HOME UNDER PETRINO

- Head coach Bobby Petrino continuously preaches the importance of winning all your home games, and over the years, his teams have consistently complied. The eighth-year head coach is 38-7 all-time at Papa John's Cardinal Stadium, winning at an 84.4 clip and at least four games a year during his tenure.
- After losing to Memphis in 2003, Petrino's squads went on to win 18-straight home games before he left for the NFL after the 2006 season. He won his first four games in his return back in 2014 to push his streak to 22-straight wins before losing to Florida State on Oct. 30, 2014.
- In the ACC, the Cardinals are 10-4 at Papa John's Cardinal Stadium and have won seven of nine league contests at home — the last loss a 45-42 defeat Boston College last weekend.
- With a 2-2 home record this year, the Cardinals are trying to avoid dropping three home contests for the first time under Petrino.

ON THE ROAD

ON THIS DATE

November 11 (8-5, .615)

1922	Rose Poly	A	W	6-0
1933	Miami, Fla.	A	L	7-33
1937	Centre	H	L	7-20
1938	Hanover	A	L	13-14
1960	Kent State	H	W	22-8
1961	Kent State	A	W	19-15
1967	Cincinnati	H	L	7-13
1972	Southern Illinois	A	W	20-16
1978	Memphis	H	L	22-29
1989	Memphis	A	W	40-10
1995	Northeast Louisiana	H	W	39-0
2000	Army	H	W	38-17
2005	Rutgers	H	W	56-5

- The Cardinals are playing on Nov. 11 for the 14th time in school history — posting an 8-5 record.
- It's the first meeting on Nov. 11 since a 56-5 win over Rutgers in 2005.
- Head coach Bobby Petrino is 1-0 on Nov. 11.
- Louisville has won four consecutive games on Nov. 11.

IN THE PROS

Josh Bellamy	Chicago Bears	WR
Teddy Bridgewater	Minnesota Vikings	QB
DeAngelo Brown	Tennessee Titans	DT
Preston Brown	Buffalo Bills	LB
Jamon Brown	Los Angeles Rams	OG
James Burgess	Cleveland Browns	LB
Harry Douglas	Tennessee Titans	WR
Elvis Dumervil	San Francisco 49'ers	LB
Brandon Dunn	Houston Texas	DE
William Gay	Pittsburgh Steelers	CB
Breno Giacomini	Houston Texans	OT
J. Harvey-Clemons	Washington Redskins	S
Cole Hikutini	San Francisco 49'ers	TE
Lorenzo Mauldin	New York Jets	LB
John Miller	Buffalo Bills	OG
DeVante Parker	Miami Dolphins	WR
Senorise Perry	Miami Dolphins	RB
Bilal Powell	New York Jets	RB
Calvin Pryor	Cleveland Browns	S
Sheldon Rankins	New Orleans Saints	DE
Eli Rogers	Pittsburgh Steelers	WR
Keith Towbridge	Buffalo Bills	TE
Marcus Smith	Philadelphia Eagles	DE
Eric Wood	Buffalo Bills	C



LOUISVILLE'S RECORD WHEN...

	'17	Petrino
August	0-0	1-0
September	4-1	25-6
October	1-3	20-10
November	0-0	20-6
December	0-0	5-3
January	0-0	1-1
Total	5-4	72-26

In ACC Play

At home	0-2	10-4
On the road	2-2	9-7
Neutral	0-0	0-0
Total	2-3	19-11

In NonConference Play

At home	2-0	14-2
On the road	1-0	15-9
Neutral	1-0	4-5
Total	1-0	33-16

vs. AP Ranked Opponents

At home	0-1	3-3
On the road	0-1	0-6
Neutral	0-0	2-5
Total	0-0	5-13

In Games

Decided by 3 pts or less	1-1	5-10
Decided by 7 pts or less	1-0	14-12
Decided by 14 pts or more	0-3	44-11
Decided by 28 pts or more	2-0	27-2
Leading at halftime	4-1	65-9
Leading after 3 quarters	3-0	63-5

When Scoring

Less than 20 points	0-0	1-7
20+ points	1-2	66-16
30+ points	2-1	55-8
40+ points	2-1	38-2
50+ points	1-0	22-0
60+ points	0-0	12-0

When Allowing

10 or fewer points	2-0	21-0
20 or fewer points	0-0	40-1
25+ points	3-4	19-23

When Achieving

400+ yards of total offense	3-2	60-13
500+ yards of total offense	2-1	34-5
600+ yards of total offense	2-1	12-1
Less than 100 yards rushing	0-0	4-9
100+ yards rushing	5-4	65-16
200+ yards rushing	3-1	43-7
300+ yards rushing	2-0	16-0
100-yard rusher	4-2	41-9
100-yard rusher/receiver	2-1	14-5
Less than 200 yards passing	1-0	16-4
300+ yards passing	4-4	33-11
400+ yards passing	0-0	5-1
500+ yards passing	0-0	0-0
No turnovers	1-0	11-1

When Allowing

less than 200 total yards	2-0	7-0
less than 300 total yards	2-0	35-2
less than 400 total yards	3-0	58-10
400+ yards of total offense	2-4	14-16
less than 100 yards rushing	3-0	41-2
100+ yards rushing	2-4	30-24
less than 100 yards passing	2-0	8-0
less than 200 yards passing	2-0	33-7
300+ yards passing	1-4	9-10

- While head coach Bobby Petrino's teams have been stellar at home throughout his career, his road mark is equally impressive. In his eighth season with the Cardinals, Petrino has guided his squads to a 29-14 record on the road — having won seven of their last 11 games away from home.
- In the ACC, the Cardinals are 9-7 on the road — winning five of their last eight games after the 42-32 loss at Wake Forest.

CLOSING IN ON 100

- Saturday's game versus Virginia will be the 99th career game for head coach Bobby Petrino — becoming only the third coach at Louisville to accomplish such a feat.
- Frank Camp (1946-68) coached 213 games at Louisville, posting a 118-95 record at Louisville — the most wins in school history. Howard Schnellenberger (1985-94) coached 110 career games, achieving a 54-56 overall record.
- Petrino's 72 wins are the second-most at Louisville, but his 73.5 winning percentage is the best in the school's annals.

EXPANSION SET FOR 2018 SEASON OPENER

- The University of Louisville's Cardinal Athletic Fund (CAF) has accelerated the completion of a \$63-million project for Papa John's Cardinal Stadium and the Howard Schnellenberger Complex. Originally scheduled for completion for the 2019 football season, the new expansion will be ready for opening in 2018. The expedited schedule is due to major gifts from Pepsi, the Kueber Family, and a recent \$5 million pledge by Norton Healthcare. Additionally, within one year, fans and supporters donated approximately \$47 million toward the project.
- The Cardinals began construction on the new expansion in November 2016 after the final home game. The Cardinal Athletic Fund's staff has helped sell all 1,000 club seats, 70 premium boxes, and 12 exclusive field level suites.
- The first phase of the project that will be noticeable to the fans will be the seating structure for the interior bowl that will be in place for the start of the 2017 season. Approximately 10,000 seats will be added to the north end zone, which will go on sale to the public in early 2018.
- Beginning January 1, 2018, renovations are scheduled to begin on the football complex, which includes dramatic changes to the training areas and improving the overall student-athlete experience. An additional 100,000 square feet of space will allow the team's weight room and conditioning center to double in size, creating space for team workouts, conditioning, and an enhanced athletic training space equipped with a state-of-the-art hydrotherapy area.
- A luxurious and spacious players' lounge, improvements for coaches' offices and the team locker room, and expansive theatre-style meeting areas also will be among the major improvements dedicated for student-athlete development.

CLOSE SHAVES

- Under Bobby Petrino, the Cardinals have a losing record in close contests. Petrino has directed Louisville to a 19-22 record in games decided by single digits -- going 6-10 in games that come down to a field goal or less after the 31-28 win at Florida State.
- Sophomore placekicker **Blanton Creque** kicked a 34-yard field goal in the final seconds in the win over the Seminoles — the first game-winner since John Wallace kicked a 29-yard field goal at Rutgers in 2012.

PETRINO ONE OF THE BEST

- Head coach Bobby Petrino has established himself as one of the best coaches in the country with stops at Louisville, Arkansas and Western Kentucky. He owns a 114-47 mark in 13 seasons as a head coach, with 72 coming as head coach of the Cardinals.
- His teams have won eight or more games in 11 of 12 seasons and 10 or more on four different occasions.
- Petrino's 70.8 winning percentage is the seventh-best mark of any head coach with a minimum of 10 seasons, and his 114 wins are the 14th-most among active coaches.
- In eight seasons with the Cardinals, Petrino is the only coach to lead his squad to a post-season appearance in all seven years.
- In 12-plus seasons as a head coach at three different programs, his teams have won eight or more games 11 times.

OVERTIME OVER TIME

- College football introduced overtime during the bowl season in 1995 and adopted the system for regular season games in 1996.
- Since then, Louisville has played 10 overtime games, but hasn't played in an extra session since 2013.
- The Cardinals are 5-5 all-time in overtime games since the NCAA instituted the rule in 1996. Petrino is 0-2 in overtime games at Louisville and 1-3 in his career.
- The Cardinals are 5-5 in overtime games — losing four of their last six encounters. Their last win was a 31-24 victory at Cincinnati in 2013.

LOUISVILLE OVERTIME GAMES

Date	Opponent	Score
10/7/99	Army	L, 52-59
9/2/00	Kentucky	W, 40-34
9/26/02	Florida State	W, 26-20
11/14/02	at Southern Miss	W, 20-17
10/4/03	at USF	L, 28-31 (2ot)
10/15/05	at West Virginia	L, 44-46 (3ot)
11/13/10	USF	L, 21-24
10/26/12	Cincinnati	W, 34-31
11/24/12	UConn	L, 20-23 (3ot)
12/5/13	at Cincinnati	W, 31-24



FIVE GRADUATES IN 2017

- Head coach Bobby Petrino stresses the importance of academics, and players getting their degrees. With a graduation plan in place, the Cardinals take the field in 2017 with five players holding college degrees.
- Senior safety **Chucky Williams**, defensive linemen **Drew Bailey** and **De'Asian Richardson** and outside linebacker **Trevon Young** earned their degrees in communications.
- Senior linebacker **Stacy Thomas** graduated with his degree in criminal justice.

INJURIES TAKING THEIR TOLL

- Louisville has had its share of injuries in the first part of the 2017 season. At one point this season, the Cardinals were missing their starting cornerback, running back, wide receiver, defensive tackle and linebacker.
- The hits started in the spring when running back **Dae Williams** and safety **P.J. Blue** were sidelined with torn ACLs. Both players, who were expected to be in the rotation, have missed time this season, with Blue being gone all year and Williams playing in three contests. Running back **Colin Wilson**, who played in three games, tore his ACL versus Murray State and is lost for the season.
- Starting running back **Jeremy Smith** played in one game this season before suffering a toe injury. All-American cornerback **Jaire Alexander** has missed six games this year. Wide receiver **Jaylen Smith** missed three games before returning against Boston College.
- Defensive tackle **Drew Bailey**, who has appeared in six games, has been slowed by a high ankle sprain.
- Starting linebacker **Stacy Thomas** missed three with a knee injury, and wide receiver **Seth Dawkins**, who is third on the team in receiving, was lost for the Boston College game.
- Through nine games, Louisville has lost 39 games by projected starters to injury, while losing Wilson for the remainder of the season.

PROJECTED STARTERS GAMES MISSED

- Jeremy Smith, Sr., RB, Season
- Jaire Alexander, Sr., CB, 6 games
- Jaylen Smith, Jr., WR, 3 games
- Stacy Thomas, Sr., LB, 2 games
- Malik Williams, Sr., RB, 2 games
- Drew Bailey, Sr., DT, 3 games
- Colin Wilson, Fr., RB, Season
- Dae Williams, R-Fr., RB, 7 games
- Seth Dawkins, So., WR, 1 game
- P.J. Blue, R-Fr., S, 8 games

14 SENIORS IN 2017 CLASS

- A total of 14 seniors are in their final season with the Cardinals — six on offense and eight on the defensive side of the football.
- Reggie Bonnafon, Jeremy Smith, Malik Williams, Charles Standberry, Tyler Polston, Javonte Bagley are the seniors on offense, while Drew Bailey, De'Asian Richardson, James Hearn, Trevon Young, Stacy Thomas, Zykiesis Cannon, Chucky Williams, Trumaine Washington, Ronald Walker are the seniors on defense.

- The senior class is 32-17 during its four seasons playing under head coach Bobby Petrino.

CREQUE MOVING ON UP

- Sophomore **Blanton Creque** had his consecutive field goal streak stopped at 14 in the 31-28 win over Florida State — his first miss since the Marshall game on Sept. 24, 2016. However, the second-year kicker started a new streak by hitting a 35-yard field goal in the loss to Wake Forest.
- Creque finished the game with six points, giving him 157 for his career. He stands eighth in career points by kicking, moving Wilbur Summers (1972-75).
- Creque ranks third nationally and first in the ACC in field goal percentage at 91.7 percent, going 11-12 on the season after missing a 45-yard field goal before the half against Florida State.
- With one field goal versus Wake Forest, Creque ranks 44th nationally and seventh in the conference with 1.22 field goals per game.
- This season, Creque is a perfect 6-for-6 from 30-39 yards out and is 2-for-3 from 40-49 yards after he missed from 45-yard at Florida State.
- For his career, Creque is 27-of-31 on field goal attempts over his career (87.1 percent), ranking him first in career field goal percentage on the school's all-time list. He remains seventh all-time in the Louisville career record book with 27 made field goals — needing just six more made field goals to move to into sixth place on the school's all-time list.
- For his career, Creque is 11-of-12 on field goals from 30-39 yards and 3-for-6 from over 40 yards.
- As a redshirt freshman last season, Creque booted 16-of-19 field goals last season, which was tied for the third-most on the school's single-season list.
- Creque had made 14-straight field goals, dating back to last season, which is tied for the second-longest streak (Art Carmody) in school history before missing that field goal at FSU.
- Art Carmody owns the longest streak in school history by connecting on 16-straight during the 2006 season and he also hit 14 from Oct. 1, 2005 to Sept. 3, 2006.

LONGEST CONSECUTIVE FIELD GOAL STREAK

16	Art Carmody - Sept. 9-Nov. 25, 2006
14	Blanton Creque - Nov. 17, 2016-Oct. 21, 2017
14	Art Carmody - Oct. 1, 2005-Sept. 3, 2006
10	Blanton Creque - Sept. 14-Nov. 5, 2016
9	John Wallace - Nov. 23, 2013-Sept. 20, 2014
9	Chris Philpott - Nov. 7, 2009-Oct. 2, 2010
9	Nate Smith - Oct. 11-Nov. 5, 2003

CAREER POINTS BY KICKING

1.	433	Art Carmody	2004-07
2.	384	John Wallace	2012-15
3.	275	Nate Smith	2000-03
4.	216	David Akers	1993-96
5.	190	Ron Bell	1987-90
6.	180	Chris Philpott	2008-11
7.	180	Jon Hilbert	1996-99
8.	157	Blanton Creque	2016-

MILESTONE GAMES

100-Yard Rushing Games

Name	'17	'16	'15	'14	Tot
Lamar Jackson	6	8	5	-	19
Reggie Bonnafon	1	0	0	0	1
Malik Williams	1	0	-	-	1

100-Receiving Games

Name	'17	'16	'15	'14	Tot
Jaylen Smith	3	1	0	-	4
Dez Fitzpatrick	2	-	-	-	2
Micky Crum	0	0	1	-	1
Seth Dawkins	1	0	-	-	1

200-Yard Passing Games

Name	'17	'16	'15	'14	Tot
Lamar Jackson	2	5	4	-	11

300-Yard Passing Games

Name	'17	'16	'15	'14	Tot
Lamar Jackson	6	6	1	-	13

400-Yard Passing Games

Name	'17	'16	'15	'14	Tot
Lamar Jackson	0	2	0	-	2

CONSECUTIVE GAMES WITH A RECEPTION

Name	Streak	'17	Career
Seth Dawkins	11	29	40
Ch. Standberry	10	21	38
Dez Fitzpatrick	9	39	39
Malik Williams	6	13	14
Jaylen Smith	5	33	89
Reggie Bonnafon	5	16	39
Kemari Averett	1	3	3
Josh Johnson	1	3	3

CARDINALS IN THE POLLS

Week	AP	AM	CFP
Preseason	16	17	-
Sept. 5	17	16	-
Sept. 12	14	14	-
Sept. 19	19	20	-
Sept. 26	17	18	-
Oct. 1	17	17	-
Oct. 8	RV	RV	-
Oct. 15	-	-	-
Oct. 22	-	-	-



BREAKING RECORDS — 2017

LAMAR JACKSON**ACC Records**

- ACC Record for Career Rushing Yards by QB
- ACC Record for Rushing Touchdowns by a QB
- Most 500-yard games of total offense

School Records

- Broke school record for Career 100-Yard Rushing Game
- Broke record for touchdowns responsibility
- Set school mark for career points responsible for
- Set school record for career 100-yard rushing contests
- Set the school mark for career rushing yards
- Broke the school mark for career rushing touchdowns
- Set the school record with the most 300-yard games of total offense.
- Set school mark for most career 150-yard rushing games.

CAREER FIELD GOALS MADE

1.	66	John Wallace	2012-15
2.	60	Art Carmody	2004-07
3.	44	Nate Smith	2000-03
4.	36	Ron Bell	1987-90
5.	35	David Akers	1993-96
6.	32	Chris Philpott	2008-11
7.	27	Blanton Creque	2016-
8.	24	Wilbur Summers	1972-75
9.	22	Jon Hilbert	1996-99
10.	22	Klaus Wilmsmeyer	1988-91

THE KING

- After setting the school record last year with a 43.9 punting average, sophomore punter **Mason King** is back at it again this season. Heading into Saturday's game versus Virginia, King stands 27th in the country with a 43.7 punting average, which is just below last season's record-breaking performance.
- Sitting sixth in the ACC, King has averaged better than 44.0 yards per game in five contests and has eight punts of over 50 yards this season — one each in the last four games.
- The Louisville, Ky., native has had eight fair catches, and the opposition is allowing averaging 6.4 yards a return this year.
- For his career, King is averaging a stellar 43.8 yards a punt and owns 22 punts of over 50 yards.

FIRST-TIME STARTERS

- Through the first nine weeks of the season, the Cardinals have had 13 players make their first career starts. In the opener versus Purdue, the Cardinals had four first-time starters in center **Robbie Bell**, offensive tackle **Mekhi Becton**, linebacker **Dorian Etheridge** and long snapper **Mitch Hall**. Etheridge started at linebacker, becoming the first true freshman to start at linebacker since James Burgess was a starter in three games during the 2012 campaign.
- Against North Carolina, tight end **Jordan Davis** was the lone new starter, while the Clemson contest saw running back **Malik Williams** and defensive tackle **G.G. Robinson** record their inaugural starts.
- Defensive tackle **Henry Famurewa**, linebacker **London Jakopo**, cornerback **Russ Yeast** and wide receiver **Dez Fitzpatrick** started for the first time against Kent State.
- Linebacker **Isaac Stewart** and safety **TreSean Smith** started for the first time against Boston College.

25 CARDINALS MAKE DEBUTS THIS SEASON

- A total of 25 Cardinals have played their first games through the first eight weeks of the 2017 season, including 12 true freshmen.
- First-time players include Dae Williams, Robbie Bell, **Jordan Davis**, **Derek Dorsey**, **Dez Fitzpatrick**, **Tabarius Peterson**, **Caleb Tillman**, **Harry Trotter**, **Jawon Pass** and **Tobias Little**, **Vince Lococo**, **Austin Johnson** and **Jack Duane**.
- Rookies **C.J. Avery**, **Mekhi Becton**, **Dorian Etheridge**, **Mitch Hall**, **Josh Johnson**, **Corey Reed**, **TreSean Smith**, **Colin Wilson**, **Russ Yeast**,

Kemari Averett, **Cole Bentley** and **Caleb Chandler** all made their collegiate debuts this season.

- Louisville coach Bobby Petrino has never shied away from playing true freshmen. In his eight years with the Cardinals, a total of 54 true freshmen have seen action for Louisville, including a high of 12 in 2017.
- Of the 53 true freshmen who have played under Petrino, 20 have started at least once during their freshman season. Louisville had six freshmen starters in 2015.

STRENGTH IN OFFENSE

- Under head coach Bobby Petrino, the Cardinals have been an explosive offense during his tenure, and 2017 is no different. After nine games, the Cardinals are ranked in the top 30 nationally in eight different categories.
- Louisville is fifth in the country in first downs with 246, and are third with an average of 27.3 per game.
- With 523 yards of offense in the loss to Wake Forest, the Cardinals are third nationally with an average of 549.3 yards per game.
- Known for a balanced attack, the Cardinals stand eighth in the country in passing offense at 333.3 yards a game and 26th in rushing at 216.0 yards a contest.
- The Cardinals are ranked 24th in the country with an average of 13.82 yards per completion.
- Averaging 36.7 points per game, the Cardinals are the 21st scoring offense in the country — having scored 35 or more points in five games.
- On third down, Louisville slipped to 25th in the country, converting on 44.9 percent of its attempts on third down.

IN THE ACC

- Heading into the 10th game of the season, the Cardinals rank first in several offensive categories.
- Averaging 36.7 points per game, the Cardinals are the best scoring offense in the league, and are also league leaders with 43 touchdowns.
- Ranking third nationally, the Cardinals are the best offense in the ACC, averaging 549.3 yards per game — 88.3 yards better than second place Miami (Fla.)
- The Cardinals are averaging a league-high 7.23 yards per play.
- Louisville owns the league's top pass offense, averaging 333.3 yards per game and are tied for third with 19 passing scores.
- With an average of 27.3 first downs per game, the Cardinals are also the best in first downs offense.
- Individually, quarterback **Lamar Jackson** leads the conference in rushing at 114.3 yards per game, passing at 312.0 yards, while also is tops on total offense at 426.3 yards per game.

THIRD-DOWN IMPROVEMENT

- Converting on third down is one of the most important plays during a football game, and the Cardinals have become one of the best in the



country. Louisville ranks 25th nationally and are second in the ACC, converting 44.9 percent of their conversions.

- The Cardinals have converted on better of 50.0 percent of their attempts on third down in four games, including a season-high 60.0 percent in a win over North Carolina.
- In the win over Florida State, the Cardinals were a solid 5-of-10. Prior to going 5-of-15 (33.3 percent) versus Boston College, the Cardinals were at 53.8 percent against Murray State and 56.2 percent against NC State.
- Quarterback **Lamar Jackson** is 38-of-66 on the “money down”, completing 58.0 percent of his passes — 31 have gone for first downs and four have been converted to touchdowns.

START FAST, FINISH STRONG

- Whether winning or losing the toss, head coach Bobby Petrino wants the football first, and its paid off. The Cardinals have scored on their first possession five times, including four touchdowns — two coming in consecutive weeks versus Boston College and Florida State. The Cardinals are outscoring opponents 83-52 in the first stanza — scoring 10 or more points four times.
- On the flip side, the Cardinals are holding a 105-81 advantage in the final quarter, tallying 10 or more points seven times, including a season-high 20 versus North Carolina.

JACKSON MOVING UP THE STARTS LIST

- Quarterback **Lamar Jackson** will be making the 30th start of his career when he lines up versus Virginia on Nov. 11 — tying him with Stu Stram for the sixth-most starts in school history.
- Jackson owns a 19-10 mark as the starting quarterback after the 42-32 loss on the road at Wake Forest. The 19 victories are the seventh-most in school history — needing one more to tie Stefan LeFors for sixth place on the school's all-time wins list.
- With a 65.5 winning percentage, Jackson owns the seventh-best winning mark in school history.
- Jackson will make his 24th-straight at quarterback, the sixth-best streak in the school annals — posting a 15-8 record during his streak.

RARE AIR

- Quarterback **Lamar Jackson** continues to not only re-write the Louisville record book, but the talented junior is attempting to do the same with the NCAA record book. With 330 yards versus Wake Forest, Jackson went over the 8,000-yard passing mark for his career — allowing him to be only the third player in NCAA history with 8,000 yards passing and 3,500 yards rushing.
- Colin Kaepernick (2007-10) of Nevada rushed for 4,112 yards and passed for 10,098 yards, while Brad Smith (2002-05) totaled 4,289 yards on the ground and 8,799 yards through the air.
- Jackson has 3,560 yards rushing and 8,191 yards passing in only 34 career contests.
- With 43 rushing touchdowns and 60 passing

touchdowns, Jackson is also the fifth player in the history of the NCAA with 250 points scored and passing for over 350 points, joining Dan LeFevour (2006-09) of Central Michigan (298 TD, 612 pass), Tim Tebow (2006-09) of Florida (342 TD, 528 pass), Colin Kaepernick (2007-10) of Nevada (362 TD, 492 pass) and Dak Prescott (2012-15) of Mississippi State (266 TD, 420 pass).

- Jackson is rapidly approaching another national season record by becoming the first player in NCAA history to rush for 1,000 yards and pass for over 3,000 yards in consecutive seasons — needing just 192 yards through the air. The 2016 Heisman Trophy winner has rushed for 1,029 yards and passed 2,808 yards this season. He is only the ninth player to do it in one season after rushing for 1,571 yards and throwing for 3,543 yards a year ago.

DAE TO DAY

- Redshirt freshman **Dae Williams**’ season looked over when he tore his ACL in April.. However, after an extensive rehab, Williams made his return to this field after six months versus Florida State.
- Coming off the bench, Williams carried five times for 41 yards and one touchdown, while also catching one pass for seven yards.
- Williams put the Cardinals ahead 28-14 win the third quarter when he scored from 25 yards out.
- The Sapulpa, Okla., native has carried six times for 43 yards this season with one touchdown.

THE MORE THE MERRIER

- The Cardinals have been an offensive unit by committee this season, with 12 different players scoring at least one touchdown, including seven different players with a receiving touchdown.
- In the passing game, the Cardinals seven different players with 10 or more receptions and eight different pass catchers with 100 or more yards receiving.
- Junior **Jaylen Smith**, who missed three games with an injury, is tied for team lead with 39 receptions for 619 yards and two touchdowns. Redshirt freshman **Dez Fitzpatrick** is tied with Smith with 39 receptions for 610 yards and seven touchdowns, while Sophomore **Seth Dawkins**, who missed the Boston College game, has 29 catches for 462 yards and three touchdowns — surpassing his first-year total of 11 receptions for 153 yards.
- Senior **Charles Standberry** has recorded a career-high 21 receptions for 241 yards and three touchdowns, while running back **Reggie Bonnafon** is the fifth player with 15 or more receptions — catching a career-high 19 passes for 121 yards.
- Junior wide receiver **Traveon Samuel**, who is one short for tying his career-high for receptions in a season, has 17 catches for 274 yards, while running back **Malik Williams** owns 13 catches for 132 yards.
- In the backfield, quarterback **Lamar Jackson** leads the way with 14 touchdowns, while Bonnafon has added four scores and Williams has two. **Dae Williams** was the fifth different running back to cross the goalline when he scored his first career touchdown versus Florida State.

500-YARD GAMES OF TOTAL OFFENSE UNDER BOBBY PETRINO

Oct. 11, 2003	619	Army
Oct. 17, 2003	500	Tulane
Nov. 05, 2003	580	at TCU
Nov. 22, 2003	779	Houston
Nov. 28, 2003	526	at Cincinnati
Sept. 11, 2004	572	at Army
Oct. 02, 2004	549	East Carolina
Oct. 14, 2004	507	at Miami (Fla.)
Oct. 22, 2004	517	South Florida
Nov. 04, 2004	599	at Memphis
Nov. 10, 2004	587	TCU
Nov. 20, 2004	666	at Houston
Dec. 04, 2004	522	at Tulane
Dec. 31, 2004	564	vs. Boise State
Sept. 17, 2005	553	Oregon State
Oct. 01, 2005	608	Florida Atlantic
Oct. 22, 2005	547	at Cincinnati
Nov. 11, 2005	500	Rutgers
Nov. 26, 2005	505	Syracuse
Sept. 03, 2006	631	Kentucky
Sept. 09, 2006	671	at Temple
Oct. 06, 2006	526	Middle Tenn.
Dec. 02, 2006	570	Connecticut
Sept. 06, 2014	603	Murray State
Sept. 26, 2015	562	Samford
Nov. 07, 2015	579	Syracuse
Dec. 30, 2015	534	vs. Texas A&M
Sept. 01, 2016	663	Charlotte
Sept. 09, 2016	845	at Syracuse
Sept. 17, 2016	530	Florida State
Sept. 24, 2016	690	at Marshall
Oct. 01, 2016	568	at Clemson
Oct. 22, 2016	553	NC State
Oct. 29, 2016	508	at Virginia
Nov. 05, 2016	515	at Boston College
Nov. 26, 2016	561	Kentucky
Sept. 2, 2017	524	vs. Purdue
Sept. 9, 2017	705	at North Carolina
Sept. 23, 2017	539	Kent State
Sept. 30, 2017	676	Murray State
Oct. 14, 2017	625	Boston College
Oct. 28, 2017	523	Wake Forest



Active Offensive Leaders

PASS COMPLETIONS

Lamar Jackson	197
---------------	-----

PASSING YARDS

Lamar Jackson	2,808
---------------	-------

PASSING TOUCHDOWNS

Lamar Jackson	18
---------------	----

RUSHING ATTEMPTS

Lamar Jackson	163
Reggie Bonnafon	69

RUSHING YARDS

Lamar Jackson	1,029
Reggie Bonnafon	332
Malik Williams	274

RUSHING TOUCHDOWNS

Lamar Jackson	14
Reggie Bonnafon	4
Malik Williams	2

RECEPTIONS

Dez Fitzpatrick	39
Jaylen Smith	39
Seth Dawkins	29
Charles Standberry	21
Reggie Bonnafon	19
Traveon Samuel	17
Malik Williams	13

RECEIVING YARDS

Jaylen Smith	619
Dez Fitzpatrick	610
Seth Dawkins	462
Traveon Samuel	274
Charles Standberry	241

RECEIVING TOUCHDOWNS

Dez Fitzpatrick	7
Seth Dawkins	3
Charles Standberry	3
Jaylen Smith	2

- Seven different receivers also have touchdown catches this season after tight end **Kemari Averett** scored his first career touchdown on the first drive of the game versus Boston College.
- Louisville had season-best 14 players catch passes in the win over Murray State.

ADJUSTING TO HIS ROLE

- Senior running back **Reggie Bonnafon** eclipsed the 100-yard mark on the ground for the first time in his career with 107 yards on 12 carries in the Cardinals' 45-42 loss at home to Boston College. He followed it up with 74 yards on a career-high 16 rushes and a touchdown versus Florida State.
- Combined rushing and receiving, Bonnafon has totaled 453 yards and four touchdowns in his first season as a running back.
- In the last three games, Bonnafon has excelled, totaling 203 yards and two scores, while averaging 6.5 yards per carry. He has also caught six passes for 39 yards.
- The Louisville, Ky., native has rushed for a career-best 332 yards and four touchdowns this season, upping his career total to 678 yards and nine touchdowns.
- Bonnafon's second quarter 64-yard scoring run against Boston College is a new career-long run for the senior, surpassing his previous long of 36 yards against Boston College on Nov. 8, 2014.
- It was the longest touchdown run this season for the Cardinals.

HIGH PITCH COUNT

- Quarterback **Lamar Jackson** set career highs for completions (30) versus Purdue in the season opener and passing attempts (47) in the loss to NC State on Oct. 5. Jackson was 26-of-47 in the loss to the Wolfpack.
- His previous highs were 24 completions versus Virginia (2016) and 46 attempts against Purdue in the first game.
- Jackson, who had a career-high 409 passing attempts in 2016, is on pace to throw 434 passes in the regular season.

LIGHTING UP THE SCOREBOARD

- Head coach Bobby Petrino's teams have averaged 33.8 points per game (3,317) over the duration of his eight-year, 98-game head coaching career at Louisville.
- Louisville has scored over 400 points in a season in six seasons with Petrino at the helm of the Louisville program. The Cardinals are on pace to score 440 points this season, which would be the seventh time in eight seasons of scoring better than 400 points in a season.
- In his 13 seasons as a collegiate head coach, Petrino's teams are averaging 33.1 points per game, and also led the nation in scoring during the 2004 season as head coach of the Cardinals. Petrino's teams have finished in the top five nationally in scoring on four occasions.
- The Cardinals hold an all-time record of 261-27

(.911) record when scoring 30 or more points in a game. During the Bobby Petrino era, the Cardinals are 59-9 when tallying 30 or more points in a contest, and overall his teams are a collectively 92-12.

- Under Bobby Petrino, Louisville is 41-2 when scoring over 40 points in a contest, with the Cardinals being 122-3 all-time. Collectively, Petrino's teams are 59-4 all-time when tallying 40 or more points in a game.
- When the Cardinals score over 50 points under Petrino, UofL is 22-0 and 54-1 all-time. Petrino's all-time record when scoring over 50 points in a game is 28-0.
- When hitting the 60-point plateau, the Cardinals are 25-0 all-time, including 11-0 with Petrino on the sidelines. His squads are 12-0 when tallying over 60 points a game during his career.

ONE OF THE NATION'S TOP OFFENSES

- Recording 1,597 yards of total offense in the last three games— the 22nd time in the last 24 games of recording over 400 yards of offense and the third over 600 yards — the Cardinals are third in the nation and first in the ACC in total offense with an average of 549.3 yards per game.
- The Cardinals have registered over 600 yards of offense 13 times in the eight-year tenure of head coach Bobby Petrino, and six times in the last 20 games dating back to 2016.
- The Cardinals are one of 12 programs in the nation averaging better than 500 yards of total offense this season.
- The Cardinals are averaging 7.23 yards per play, which ranks sixth nationally.
- Louisville recorded a season-high 12 plays of 20 or more yards versus Boston College and 10 versus Purdue, while adding eight against Kent State.
- With over 625 yards of offense versus Boston College, it was the 41st time under Petrino that the Cardinals tallied more than 500 yards of offense in a game.
- The Cardinals have run 684 plays this season, which ranks 23rd nationally.
- Against Kent State, the Cardinals totaled 539 yards of offense on just 57 plays — an average of 9.5 yards per play — the 10th highest average in school history.
- The Cardinals ran a season-high 91 plays versus Murray State — the most since tallying 99 against Clemson in 2016.
- The Cardinals logged 705 yards of total offense on Sept. 9 — the third time under Bobby Petrino that one of his Louisville teams registered more than 700 yards of offense in a game.
- In the second game of the 2016 season, the Cardinals set an ACC mark with 845 yards of offense in a win over Syracuse. Under Petrino in 2003, the Cardinals registered 779 yards in a home win over Houston.
- The Cardinals rank 24th in the country with an average of 13.82 yards a completion, including four touchdown passes of 30 or more yards.
- Explosive plays have been prevalent for Louisville. The Cardinals are second in the nation with 196



TRACKING THE CARDINALS IN 2017

Opponent	Time	Length	Att.	Halftime	Final	Coin Toss	Kickoff/Receive	1st UL Poss.	1st Opp Poss.	Game Pants	Game Jersey	Game Helmet
Purdue	7:35 p.m.	3:50	37,394	10-14	35-28	Won	Receive	Fumble	Punt	White	White	Red
North Carolina	12:02 p.m.	3:19	47,000	20-14	47-35	Won	Receive	FG	TD	White	White	Red
Clemson	8:12 p.m.	3:28	55,588	7-19	21-47	Lost	Receive	Punt	TD	Black	Black	Red
Kent	12:02	3:01	47,812	28-3	42-3	Lost	Receive	TD	Punt	White	Red	White
Murray State	3:34 p.m.	3:06	47,826	35-3	55-10	Lost	Kick	TD	Punt	White	Red	White
NC State	8:01 p.m.	3:40	56,107	10-17	25-39	Lost	Receive	Punt	Fumble	White	White	Red
Boston College	12:20 p.m.	3:25	44,679	21-14	42-45	Lost	Receive	TD	Punt	White	Red	White
Florida State	12:02 p.m.	3:09	72,764	14-14	31-28	Won	Receive	TD	TD	White	White	Black
Wake Forest	12:20 p.m.	3:18	29,593	10-28	32-42	Won	Receive	Punt	TD	White	White	Black
Syracuse												
Kentucky												

plays of over 10 yards and are fifth with 62 plays of over 20 yards and 22nd with 25 over 30 yards.

- The Cardinals have seven plays of over 60 yards, which is tied for 10th in the country, and are 13th with three plays of over 70 yards. Quarterback **Lamar Jackson** has completed a 78-yard pass to **Traveon Samuel** and a 75-yard touchdown pass to Jaylen Smith.
- Throwing the football, the Cardinals are sixth in the country with 124 plays of over 10 or more yards and are 10th with 43 plays of better than 20 yards. The Cardinals are eighth nationally with five plays of over 60 yards and 11th with two plays of over 70 yards.
- Running the football, the Cardinals are seventh nationally with 72 runs of 10 yards or more, while are 19th with 19 rushes of over 20 yards.
- Quarterback **Lamar Jackson** ranks ninth in the country with 41 plays from scrimmage of 10 or more yards, while also posting 13 plays of better than 20, which is tied for 28th. His 41 runs of 10 or more yards ties him for fourth in the country and his 13 runs of 20 or more yards is tied for sixth.
- In passing, Jackson ranks fourth with 118 passing plays of over 10 yards and is ninth with 42 plays of over 20 yards.

PLAYS FROM SCRIMMAGE

Plays of 10 or more — 196 (2nd)
 Plays of 20 or more — 62 (5th)
 Plays of 30 or more — 25 (23rd)
 Plays of 40 or more — 15 (19th)
 Plays of 50 or more — 9 (21st)
 Plays of 60 or more — 7 (10th)
 Plays of 70 or more — 3 (13th)

PASSING PLAYS FROM SCRIMMAGE

Plays of 10 or more — 124 (6th)
 Plays of 20 or more — 42 (10th)
 Plays of 30 or more — 14 (54th)
 Plays of 40 or more — 8 (32nd)
 Plays of 50 or more — 5 (24th)
 Plays of 60 or more — 5 (8th)
 Plays of 70 or more — 2 (11th)

RUSHING PLAYS FROM SCRIMMAGE

Plays of 10 or more — 72 (12th)
 Plays of 20 or more — 19 (19th)
 Plays of 30 or more — 11 (14th)

Plays of 40 or more — 7 (12th)

Plays of 50 or more — 4 (15th)

Plays of 60 or more — 2 (22nd)

RUSHING TO SUCCESS

- Louisville rushed for 293 yards in the win over Florida State and is now 46-6 (.882) under head coach Bobby Petrino when rushing for over 200 yards in a game. The 293 yards rushing was the third-highest total of the season.
- The Cardinals have topped the 200-yard mark 13 times in its last 22 games dating to the start of the 2016 season. Louisville has rushed for 200 yards or more nine times in 2016 and four times this year.
- The Cardinals are making the most of their rushing opportunities, averaging 5.9 per carry, which ranks seventh in the country.
- The Cardinals stand 26th in the country with 22 rushing touchdowns, led by Jackson's 14, which is fifth nationally.
- Louisville is ranked 26th nationally and third in the ACC in rushing averaging at 216.0 yards per game.
- Running the football hasn't been a priority, ranking 77th in the country — averaging 36.4 attempts per game.

BACK-TO-BACK 1,000-YARD SEASONS

- Running for 1,000 yards in a season isn't an easy task, only having it done 19 times in school history. Junior quarterback **Lamar Jackson**, who owns one of them, became only the fourth player in school history to run for 1,000 yards in back-to-back seasons, and the first since Nathan Poole ran for 1,007 yards in 1977 and 1,394 yards in 1978.
- Jackson, who set the school record last season with 1,571 yards, rushed for 161 yards in the loss to Wake Forest to give him 1,029 yards this season and on pace to rush for 1,371 yards — just short of last season's 1,571 school-record total.
- Jackson is averaging 114.3 yards on the ground after rushing for 161 yards versus Wake Forest — the 10th-highest total of his career. Jackson now owns all top 10 rushing performances by a quarterback
- It was the 11th game Jackson has ran for over 150 yards, breaking Howard Stevens' school record for most career 150-yard rushing games in a career.
- Jackson holds the Louisville record for career

rushing yards with 3,560 after running for 161 versus the Demon Deacons Walter Peacock set the old record, with 3,204 from 1972-75.

- The 2016 Heisman Trophy winner holds the Louisville record, with 46 rushing touchdowns in a career after scoring three more rushing scores against Wake Forest. Lenny Lyles held the record with 41, set from 1954-57.
- Jackson is tied with Dalvin Cook of Florida State (2014-16) for fourth on the ACC's list with 46 rushing scores — one short of tying James Davis (2005-08) of Clemson, who has 47. Pitt's James Conner (2013-14, 2016) holds the league mark of 52.
- Jackson ranks 11th on the NCAA's all-time rushing list for rushing yards by a quarterback and needs just 38 yards to move all the way into 10th place.
- The native of Pompano Beach, Fla., ranks 19th on the ACC's all-time rushing list for all players and is just 41 yards shy of moving into 18th place.
- With 19 100-yard rushing games in his career, Jackson, who already holds the school record, moved into a tie for seventh place on the league's career list.

NCAA CAREER RUSHING YARDS BY QB

1.	Keenan Reynolds, Navy	4,559
2.	Denard Robinson, Michigan	4,495
3.	Pat White, West Virginia	4,480
4.	Jordan Lynch, Northern Ill.	4,343
5.	Brad Smith, Missouri	4,289
6.	Colin Kaepernick, Nevada	4,112
7.	Antwaan Randle El, Indiana	3,895
8.	Joshua Cribbs, Kent St.	3,670
9.	Dee Dowis, Air Force	3,612
10.	Kareem Wilson, Ohio	3,597
11.	Lamar Jackson, Louisville	3,560

POTENT PASSING GAME

- With the reigning Heisman Trophy winner returning at quarterback in **Lamar Jackson**, the Cardinals have vaulted into the top 10 nationally, standing at eighth with an average of 333.3 yards per game.
- With 3,000 yards passing, the Cardinals are eighth in the country, which includes the 2,808 yards from Lamar Jackson, who ranks ninth in the country. Jackson is averaging 312.0 yards passing per game, and stands 23rd with 18 touchdown passes.
- Jackson has thrown a touchdown pass in all nine



games, the longest stretch since Teddy Bridgewater threw one in nine-straight games back in 2013.

- Ranking 24th as a team with an average of 13.8 yards per completion, Jackson sits a little better by ranking 13th at 14.3 yards a completion. As a team, Louisville is averaging 8.6 yards per attempt, which ranks 15th but Jackson sits 15th at 8.79.
- The Cardinals have passed for over 300 yards in eight games, and 11 of the last 19 contests dating back to 2016.
- UofL has thrown multiple touchdown passes in six of the nine games and our tied for 24th nationally with 19 touchdowns passes after tossing one versus Wake Forest.
- After completing 56.9 percent of their passes a year ago, the Cardinals are 49th in the country, completing 61.0 percent of their passes this year, and are 29th in passing efficiency.

WILLIAMS DISPLAYS BIG-PLAY ABILITY

- Running back **Malik Williams** has emerged as one of the top play makers on the Cardinals' offense. The Wilson, N.C., native has 54 touches this season for 403 yards and two scores in an expanded role this season.
- In the win over Kent State, Williams totaled 13 plays for 90 yards and two scores. He rushed nine times for 47 yards and two touchdowns, including a 33-yard touchdown run. In the passing game, Williams recorded a career-best four receptions for 43 yards.
- Williams averages 7.5 yards per play, including a team-best 6.7 yards per rush. He recorded a career-long 74-yard run versus North Carolina, when he led the team with 13 rushes for 149 yards — his lone 100-yard game of his career.
- He is fourth on the team with three plays of over 20 yards — two rushes and one reception.

FRESHMEN WIDE RECEIVERS SHOW PROMISE

- Wide receivers have been at an abundance under head coach Bobby Petrino during his tenure, which looks like the pattern will continue this season. However, a couple of freshmen stood out in the absence of Jaylen Smith — the Cardinals' leading receiver — who was out for three with a wrist injury.
- In games versus Murray State and NC State, freshman **Corey Reed** burst on the scene, recording seven receptions for 135 yards, an average of 19.3 yards per reception. Seeing extensive action against Murray State, Reed caught four passes for 94 yards, including a 57-yard receptions. A native of Fulton, Ga., Reed averaged 23.4 yards per catch.
- **Josh Johnson**, a true freshman from Atlanta, Ga., has caught three passes for 52 yards this season (17.3 ypc).

99 AND 98-YARD DRIVES

- Holding a 40-28 lead in the fourth quarter versus North Carolina, the Cardinals took over the ball at their own one-yard line, and needed to get out of a hole. Louisville went on to march 99 yards on six plays to put the game away with a three-yard Lamar Jackson touchdown run.
- Running back Malik Williams totaled most of the

yards on the drive with a career-long 74-yard rush and Jackson capped it off with an 11-yard touchdown run.

- The 99-yard scoring drive was the first since scoring jaunt of that distance since the 2012 season opener versus Kentucky, when the Cardinals scored on a 15-play drive that last 8:21 that was capped by a one-yard Jeremy Wright run.
- On the last drive of the game versus Murray State, the Cardinals drove 98 yards on 18 plays, capped off by a 2-yard run by Jawon Pass.

PASS MAKES HIS DEBUT

- The long-awaited debut of back-up quarterback Jawon Pass has now seen the talented freshman appear in the last two weeks versus Kent State and Murray State.
- In the two wins over Kent State and Murray State, Pass has combined to go 19-of-27 for 190 yards and one touchdown, while completing 70.4 percent of his passes.
- In the win over Murray State, Pass showcased his ability by going 14-of-19 for 115 yards and a touchdown. He also rushed nine times for 36 yards — closing the scoring with a two-yard run in the 55-10 win over the Racers.
- The native of Columbus, Ga., made his collegiate debut in the fourth quarter versus Kent State, taking over a drive on its own one-yard line. Pass drove the Cardinals down to the nine-yard line before a fumble ended a scoring possibility. Pass went 4-for-5 for 51 yards on his first career series.
- He finished the game by going 5-of-8 for 75 yards in three series of action.
- He has thrown for 192 yards and one touchdown, while completion 69.0 percent of his throws.

BEING RESPONSIBLE

- Junior **Lamar Jackson** has been personally responsible for a lot of the team's success, and scoring in his first three seasons, being personally accountable for 60 passing scores and 46 rushing touchdowns in 34 career games — establishing a school record with the 106 touchdowns — the fourth player in ACC history to reach that feat and needs seven more to move past Phillip Rivers of NC State (2000-03) to vault into third place in league history.
- After totaling four touchdowns versus Wake Forest, Jackson has 12 career games here he has accounted for four or more touchdowns in his career.
- With 194 points responsible for this season, Jackson set a new record with 640 points responsible for in a career, which breaks Chris Redman's mark of 536 points.
- So far this season, Jackson, with 32 total touchdowns, is fifth in the nation in points responsible with 194 and is sixth with an average of 21.6 points per game. Last season, Lamar Jackson, who has 83 touchdowns over the last two seasons, set a school record with 51 (30 passing, 21 rushing) touchdowns responsible for en route to winning the Heisman Trophy.
- Jackson became just the 10th player in NCAA

200-YARD RUSHING GAMES UNDER BOBBY PETRINO

Aug. 31, 2003	240	at Kentucky
Oct. 11, 2003	208	Army
Oct. 17, 2003	288	Tulane
Oct. 25, 2003	305	at E. Carolina
Nov. 22, 2003	445	Houston
Nov. 28, 2003	315	at Cincinnati
Dec. 18, 2003	237	vs. Miami (Ohio)
Sep. 05, 2004	261	Kentucky
Sep. 11, 2004	230	at Army
Sep. 25, 2004	278	at North Carolina
Oct. 02, 2004	215	East Carolina
Oct. 14, 2004	214	at Miami (Fla.)
Nov. 04, 2004	278	at Memphis
Nov. 10, 2004	213	Texas Christian
Nov. 20, 2004	242	at Houston
Nov. 27, 2004	357	Cincinnati
Dec. 04, 2004	216	at Tulane
Dec. 31, 2004	329	vs. Boise State
Sep. 04, 2005	209	at Kentucky
Oct. 01, 2005	326	Florida Atlantic
Oct. 22, 2005	244	at Cincinnati
Nov. 03, 2005	220	Pittsburgh
Nov. 26, 2005	220	Syracuse
Dec. 03, 2005	200	at Connecticut
Sep. 03, 2006	363	Kentucky
Sep. 09, 2006	312	at Temple
Sep. 23, 2006	228	at Kansas State
Oct. 21, 2006	223	at Syracuse
Dec. 02, 2006	221	Connecticut
Sep. 06, 2014	325	Murray State
Sep. 27, 2014	215	Wake Forest
Nov. 22, 2014	229	at Notre Dame
Sep. 05, 2015	238	vs. Auburn
Sep. 26, 2015	288	Samford
Oct. 03, 2015	203	at NC State
Nov. 07, 2015	217	Syracuse
Nov. 14, 2015	266	Virginia
Nov. 28, 2015	314	at Kentucky
Dec. 30, 2015	307	vs. Texas A&M
Sep. 01, 2016	272	Charlotte
Sep. 09, 2016	414	at Syracuse
Sep. 17, 2016	314	Florida State
Sep. 24, 2016	273	at Marshall
Oct. 01, 2016	273	at Clemson
Oct. 14, 2016	288	Duke
Nov. 05, 2016	210	at Boston College
Nov. 12, 2016	346	Wake Forest
Nov. 26, 2016	280	Kentucky
Sept. 9, 2017	312	North Carolina
Oct. 14, 2017	293	Boston College
Oct. 21, 2017	293	Florida State

history with 40 rushing and 50 passing touchdowns in a career. If he can reach the 50-50 club, he would be only the second player in the history of the NCAA (Tim Tebow and Colin Kaepernick) to reach that mark.

SMITH SETS CAREER HIGH FOR RECEPTIONS

- Wide receiver **Jaylen Smith** has raced out of the blocks in record-breaking fashion. The native of Pascagoula, Miss., has a career-high 39 catches for 619 yards, despite missing the last three games game with an injury.
- After missing three-straight games, Smith responded with 17 receptions for 240 yards in his last three games — also producing fourth 100-yard game in his career and the third this year.
- Smith caught five passes for 79 yards and one



STATISTICAL LEADERS



UVA	CATEGORY	LOU
RUSHING		
Jordan Ellis 170 att., 708 yds, 5 TD		Lamar Jackson 163 att., 1,029 yds, 14 TD
PASSING		
Kurt Benkert 218-366, 2,278 yds, 20 TD		Lamar Jackson 197-326, 2,808 yds, 18 TD
RECEIVING		
Olamide Zaccheaus 66 rec, 683 yds, 4 TD		Jaylen Smith 39 rec., 619 yds, 2 TD
ALL-PURPOSE		
Olamide Zaccheaus 890 yards		Lamar Jackson 1,029 yds
TACKLES		
Micah Kiser 97 tackles		Zykiesis Cannon 59 tackles
SACKS		
Chris Peace 6.5 sacks		Jon Greenard 5.0 sacks
TACK FOR LOSS		
Chris Peace 9.9 tackles for loss		Jon Greenard 11.5 tackles for loss
INTERCEPTIONS		
Brenton Nelson 4 interceptions		Trumaine Washington 3 interceptions
FIELD GOALS		
A.J. Mejia 8-10 field goals		Blanton Creque 11-12 field goals
KICKOFF RETURNS		
Joe Reed 18 att, 571 yds, 31.7 avg.		Seth Dawkins 9 att., 205 yds, 22.8 avg.
PUNT RETURNS		
Daniel Hamm 20 att., 98 yds, 4.9 avg.		Craig Yeast 10 att., 33 yds, 3.3 avg.
SCORING		
A.J. Mejia 53 points		Lamar Jackson 84 points

score in the loss to Clemson and five catches versus Florida State, while also totaling six versus Boston College and Wake Forest — the 10th time in his career of recording five or more catches in a game.

- In the win over North Carolina on Sept. 9, Smith recorded his third career, second straight, 100-yard receiving game. He finished the contest with career highs of nine catches for 183 yards and one score.
- He caught a 75-yard touchdown reception for a touchdown — the third down of over 50 yards in his career.
- Smith had eight catches for 117 yards. It was the second game of his career with at least 100 yards receiving, coming just shy of his 123-yard performance versus Boston College a year ago.
- The third-year player leads the team with 95 career receptions for 1,594 yards and nine touchdowns, while averaging 16.8 yards per reception in his career.

BALANCE ALWAYS THE KEY

- Louisville head coach Bobby Petrino's always says his offense is not about leading the nation in passing. It's about being balanced, and that includes a potent rushing attack. So far, the Cardinals have listened.
- Louisville is one of four programs in the nation averaging 300 yards or more passing and 200 or more yards on the ground — joining Ohio State, Oklahoma and UCF. The Cardinals are averaging 333.3 yards per game through the air and 216.0 yards on the ground.
- In the loss to Boston College, the Cardinals totaled 625 yards, the third-highest total this season, while also posting an 8.3 yards per play mark, which was also the third-best in 2017. The Cardinals enjoyed 12 plays of over 20 yards in the loss.
- Against Murray State, Louisville's ground game got on track, tying a season-high with 312 yards on the ground.
- The Louisville offense racked up 676 total yards, 312 of which came on the ground. It was the most rushing yards for Louisville since recording 312 in a win over North Carolina this season.
- The Cardinals logged 46 rushing attempts versus Murray State, averaging a robust 6.8 yards per carry.
- The Cardinals had a season-high 705 yards of offense in a win at North Carolina, averaging 8.5 yards per play in the 47-35 win over the Tar Heels.
- Quarterback **Lamar Jackson** led the way with 100 yards, including a 2-yard TD plunge, to set the school record with his 16th career 100-yard rushing game.

POINTS IN 221 CONSECUTIVE GAMES

- Louisville hasn't been shutout in a span of 221 games dating back to a 32-0 loss to Florida State on Sept. 23, 2000.

TOP FRESHMEN WIDEOUT

- Looking for another wide receiver to step up this season, redshirt freshman **Dez Fitzpatrick** has answered the call. Through nine games, Fitzpatrick leads all freshmen nationally with seven touchdown receptions and ranks 21st among all players, while also being second in the ACC.
- After catching five passes for 56 yards against Wake Forest, Fitzpatrick is tied for the team lead with 39 receptions for 610, while averaging 15.6 yards per catch — the fourth-highest on the team.
- Heading into the 10th game of the season, Fitzpatrick needs 10 catches to break Ibn Green's school's freshman record for receptions in a season with 48. Mario Urrutia holds the mark for most receiving yards by a rookie with 797, which leaves Fitzpatrick 188 yards short of the record.
- In the loss to Boston College, Fitzpatrick finished the game with a game-high seven catches for 127 yards and one touchdown — the second 100-yard receiving game of his career.
- Fitzpatrick's seventh touchdown of the season tied him with Arnold Jackson (1997) and Mario Urrutia (2005) for most receiving touchdowns in a season by a freshman.
- Fitzpatrick is the third UofL freshman with consecutive 100-yard receiving games, joining Arnold Jackson in 1997 and Mario Urrutia in 2005.
- Fitzpatrick has 610 receiving yards on the year, third most in a season by a freshman, and currently ranks 64th in the nation. He needs 78 yards to pass Arnold Jackson for second place on the freshman list.
- In the loss to NC State, Fitzpatrick had career highs of 10 catches and 134 yards.
- His 10 receptions tie Ibn Green's freshman record, first set against North Carolina on Nov. 9, 1996. It is the most receptions by a UofL player since Jamari Staples had 10 versus Wake Forest in 2015.
- Fitzpatrick's 134 receiving yards are the most by a freshman since 2005, when Mario Urrutia had 138 against Florida Atlantic on Oct. 1. Fitzpatrick's receiving yards ranks fourth among all UofL freshmen.
- Appearing in his first nine career games, Fitzpatrick has caught a least one touchdown pass in five games, and has two in wins versus North Carolina and Murray State.
- The native of Farmington Hills, Mich., Fitzpatrick, who averages 15.6 yards a reception, ranks 23rd nationally with 25 receptions of 10 or more yards and 52nd with five catches of 30 or more yards.
- In the win over North Carolina, Fitzpatrick scored on receptions of nine and 30 yards, while catching four passes for 78 yards. He caught two passes for 30 yards and a 30-yard touchdown in the loss to Clemson.
- In the opener against Purdue, Fitzpatrick, in his first collegiate game, caught four passes for 95 yards and a score.

**TWO 100-YARD RUSHERS IS A GOOD SIGN**

- Head coach Bobby Petrino has prided himself on running the football over the course of his career, and when the Cardinals can run the ball for over 200 yards, they are 46-6, after rushing for 293 yards versus Florida State.
- Rushing for 293 yards against Boston College, the Cardinals had a pair of 100-yard rushers in the game, as quarterback Lamar Jackson ran for a season-best 180 yards and running back Reggie Bonnafon added a career-high 107.
- Louisville recorded 312 yards on the ground and had two players rush for over 100 yards in the win over North Carolina. Malik Williams and Lamar Jackson rushed for 149 and 132 yards, respectively, marking the sixth time in Petrino's career at Louisville that he had two players rush for over 100 yards in a game. When the Cardinals have multiple 100-yard rushers, Louisville is a perfect 6-0.
- It was the first time the Cardinals achieved a pair of 100-yard rushers in a game since Wake Forest in 2016 (Lamar Jackson and Brandon Radcliff).
- Louisville, the 33rd-ranked rushing offense, has 43 runs of 10 or more yards and ranks 10th with an average of 5.9 yards per carry.

JACKSON CONTINUES 300 PACE

- Junior quarterback **Lamar Jackson** has been throwing the football at a historic rate this season, and he is approaching some stellar company.
- After nine games, Jackson has thrown for 2,808 yards, an average of 312.0 yards per game.
- The Florida native has six 300 yard passing games this season, which leads the ACC, and 11 in his career after passing for 330 yards in the loss to Wake Forest.
- Jackson ranks 23rd in the nation and third in the ACC with 18 touchdown strikes, while also sitting 13th and second in the league in yards per completion at 14.3 yards.
- Jackson ranks fifth in school history with 8,161 passing and fifth with 60 career passing touchdowns.

JACKSON MAKING COMPLETIONS

- Quarterback **Lamar Jackson** has showed off his improved passing skills in the first nine games of the season. Jackson is completing a personal high of 60.4 percent of his passes, throwing for 2,808 yards — an average of 312.0 yards per game, which ranks ninth in the country and leads the ACC.
- Over the last five games, Jackson has completed 108-of-178 passes for a solid 60.7 percent completion rate.
- In the win over Kent State, Jackson completed 18-of-22 passes for 299 yards and a pair of touchdowns. His 81.8 completion percentage was a career high, and the highest by a UofL quarterback since Teddy Bridgewater's 86.2 percentage versus South Florida in 2013.
- Jackson was 25-of-39 for 393 yards and three touchdowns versus North Carolina, connecting with nine different receivers for the second-straight week. It was his seventh 300-yard passing game in his career and the eighth game of three or more touchdown throws.

- Jackson is sixth on the school's career completions chart with 562 — just 11 away from passing Jay Gruden for fifth all-time. He passed Ed Rubbert, who completed 430 from 1983-86.
- Collectively, Jackson has passed for 8,191 yards to sit in fifth place on the school's all-time list, needs 374 yards to move past Dave Ragone into fourth place.
- Jackson moved ahead of Dave Ragone for fourth-most 300-yard passing games with his 11th of his career.
- Jackson connected with Traveon Samuel with a 78-yards pass late in the fourth quarter against Clemson— the longest completion of his career. Jackson also hit Jaylen Smith for a 75-yard touchdown pass in the second quarter versus UNC, the longest scoring pass of Jackson's career and the lengthiest touchdown pass since Teddy Bridgewater found DeVante Parker for 75 yards at Pitt in 2012.
- In win over Purdue on Sept. 2, the Pompano Beach, Fla., native completed 30-of-46 passes for 378 yards and a pair of touchdowns in the 35-28 decision. He lofted a 3-yard touchdown pass to tight end Jordan Davis and a 20-yard pass to wide receiver Dez Fitzpatrick.
- Jackson is in eighth place on the school's completion percentage list at 57.2 percent (562-982).
- With one passing touchdown versus Wake Forest, Jackson is fifth with 60 passing strikes.
- The Florida native has thrown a touchdown pass in 27 of his 29 career starts.

NATIONAL LEADER

- Junior quarterback **Lamar Jackson** has racked up yards again at an amazing pace. Totalling 5,114 yards in 2016, the reigning Heisman Trophy winner has 3,837 yards this year.
- Heading into the Virginia game, Jackson needs 379 yards to pass Chris Redman's (1996-99) school record for total offense in a career of 12,129 yards.
- After totaling 491 yards of total offense, Jackson holds the top spot in the nation at 426.3 yards per game, more than 76 others TEAMS. He owns the school record for 350-yard games of total offense with 18, and has three 500+ games of offense.
- Jackson is the first player in the ACC's 65-year history to have three games with at least 500 yards of total offense.
- Jackson put together the third game of his career with 300 passing yards and 150 rushing yards versus Boston College, a feat no other FBS quarterback has achieved in the last 20 years (*courtesy ESPN Stats & Info*).
- Jackson has tallied 11,751 yards of offense, moving into fourth in ACC history. He became only the fourth player to record 11,000 yards of total offense. He needs just 838 yards to pass Deshaun Watson of Clemson (2014-16) for third place in league history.
- Jackson had the 23rd game of his career with 300-plus yards of total offense, breaking Chris Redman's school record for most 300-yard games of total offense.
- Jackson recorded 525 yards in the win over North

JACKSON ON CAREER CHARTS**CAREER TOTAL YARDS**

1.	12,129	Chris Redman	1996-99
2.	11,751	Lamar Jackson	2015-
3.	10,819	Brian Brohm	2004-07
4.	9,987	Teddy Bridgewater	2011-13
5.	9,161	Dave Ragone	1999-2002

CAREER RUSHING YARDS

1.	3,560	Lamar Jackson (586 att.)	2015-
2.	3,204	Walter Peacock (811 att.)	1972-75
3.	2,958	Nathan Poole (536 att.)	1975-78
4.	2,786	Lenny Lyles (396 att.)	1954-57
5.	2,723	Howard Stevens (509 att.)	1971-72

CAREER RUSHING TOUCHDOWNS

1.	46	Lamar Jackson	2015-
2.	41	Lenny Lyles	1954-57
3.	39	Michael Bush	2003-06
4.	30	Eric Shelton	2003-04
5.	27	Frank Moreau	1995-99

CAREER PASSING COMPLETIONS

1.	1,031	Chris Redman (1,679 att.)	1996-99
2.	781	Teddy Bridgewater (1,142 att.)	2011-13
3.	780	Brian Brohm (1,185 att.)	2004-07
4.	685	Dave Ragone (1,180 att.)	1999-02
5.	572	Jay Gruden (1,049 att.)	1985-88
6.	562	Lamar Jackson (982 att.)	2015-

CAREER COMPLETION PERCENTAGE

1.	68.4	Teddy Bridgewater (781-1,142)	2011-13
2.	66.0	Stefan LeFors (416-630)	2001-04
3.	65.8	Brian Brohm (780-1,185)	2004-07
4.	61.4	Chris Redman (1,031-1,679)	1996-99
5.	60.3	Adam Froman (243-403)	2009-10
6.	58.6	Hunter Cantwell (313-534)	2005-08
7.	58.1	Dave Ragone (685-1,180)	1999-2002
8.	57.2	Lamar Jackson (522-917)	2015-
9.	56.2	Jeff Brohm (522-917)	1989-93
10.	55.7	Browning Nagle (333-598)	1988-90

CAREER PASSING YARDS

1.	12,541	Chris Redman	1996-99
2.	10,775	Brian Brohm	2004-07
3.	9,817	Teddy Bridgewater	2011-13
4.	8,564	Dave Ragone	1999-02
5.	8,191	Lamar Jackson	2015-
6.	7,024	Jay Gruden	1985-88

CAREER PASSING TOUCHDOWNS

1.	84	Chris Redman	1996-99
2.	74	Dave Ragone	1999-02
3.	72	Teddy Bridgewater	2011-13
4.	71	Brian Brohm	2004-07
5.	60	Lamar Jackson	2015-

CAREER POINTS RESPONSIBLE FOR

1.	640	Lamar Jackson	2015-Pres.
2.	536	Chris Redman	1996-99
3.	510	Dave Ragone	1999-02
4.	480	Brian Brohm	2004-07
5.	468	Teddy Bridgewater	2011-13

TOUCHDOWNS SCORED

1.	49	Lenny Lyles	1954-57
2.	46	Lamar Jackson	2015-Pres.
3.	41	Michael Bush	2003-06
4.	33	DeVante Parker	2011-14
5.	33	Ibn Green	1996-99

CAREER TDS RESPONSIBLE FOR

1.	106	Lamar Jackson	2015-Pres.
2.	87	Chris Redman	1996-99
3.	83	Dave Ragone	1999-02
4.	80	Brian Brohm	2004-07
5.	78	Teddy Bridgewater	2011-13



2017 ACC STANDINGS

Atlantic	Conf	Pct.	Overall	Strk
Clemson	6-1	.857	8-1	W2
NC State	4-1	.800	6-3	L2
Boston College	3-3	.500	5-4	W3
Florida State	3-4	.429	3-5	W1
Syracuse	2-3	.400	4-5	L2
Wake Forest	2-3	.400	5-4	L1
Louisville	2-4	.333	5-4	L1

Coastal	Conf	Pct.	Overall	Strk
Miami	6-0	1.000	8-0	W13
Virginia Tech	3-2	.600	7-2	L1
Virginia	3-2	.600	6-3	W1
Georgia Tech	3-3	.500	4-4	L2
Pitt	2-3	.400	4-5	W2
Duke	1-5	.167	4-5	L5
North Carolina	0-6	.000	1-8	L6

Saturday, November 4

Clemson at NC State
Syracuse at Florida State
Georgia Tech at Virginia
Virginia Tech at Miami
Wake Forest at Notre Dame, NBC, 3:30 pm

Thursday, November 9

North Carolina at Pitt

Saturday, November 11

Duke at Army West Point, CBSN, Noon
NC State at Boston College
Florida State at Clemson
Virginia Tech at Georgia Tech
Virginia at Louisville
Notre Dame at Miami
Wake Forest at Syracuse

Saturday, November 18

Boston College vs. UConn
(Fenway Park, Boston)
The Citadel at Clemson
Georgia Tech at Duke
Delaware State at Florida State
Syracuse at Louisville
Virginia at Miami
Western Carolina at North Carolina
NC State at Wake Forest
Pitt at Virginia Tech

Friday, November 24

Miami at Pitt
Virginia Tech at Virginia

Saturday, November 25

Boston College at Syracuse
Clemson at South Carolina
Duke at Wake Forest
Florida State at Florida
Georgia at Georgia Tech
Louisville at Kentucky
North Carolina at NC State

Carolina on Sept. 9 — the second 500-yard or more yard game of his illustrious career (610 versus Syracuse, 2016). The two 500-yard games tied him with Chris Weinke of Florida State, 1997-00) and Rusy LaRue of Wake Forest (1992-95) for the record in the ACC.

- It was also the most yards given up by North Carolina to one player, surpassing the previous record held by Arizona State's Andrew Walter (2002, 479 yards).
- Jackson surpassed 1,000 yards of total offense with his performance against North Carolina. He has achieved the feat in consecutive seasons and is one of only two players in FBS history since 2000 to reach the 1,000-yard plateau (Patrick Mahomes 1,124, 2016).
- The 2016 Heisman Trophy winner became the second player in FBS history to record at least 300 passing yards and 100 rushing yards in consecutive games (Chase Clement, Rice).
- Jackson stands second in school history with 1,568 career plays.
- He has four of the school's five games with six or more total touchdowns.
- Jackson currently owns the school record for with an average of 345.6 yards per game, which would break Deshaun Watson's career mark of 318.3 yards per game during his three seasons at Clemson (2014-16). Jackson's lowest output this season was 333 yards versus Kent State, playing in only three quarters.
- Jackson set an ACC record for total offense yards per game at 393.4, while establishing a new league mark with 610 yards of total offense in a win over Syracuse. He was only the 10th player in NCAA history to rush for over 100 yards and pass for more than 400 yards in a game.

ACC CAREER TOTAL YARDS

1.	13,582	Phillip Rivers, NC State	2000-03
2.	13,069	Tajh Boyd, Clemson	2010-13
3.	12,097	Deshaun Watson, Clemson	2014-16
4.	11,751	Lamar Jackson	2015-
5.	10,640	Joe Hamilton, Georgia Tech	1996-99
6.	10,423	Marquise Williams, UNC	2012-15

FIRST DOWN SUCCESS

- The Cardinals totaled 38 first downs in the win over Murray State — the most since totaling 38 versus Charlotte in the 2017 season opener.
- Through nine games, the Cardinals have recorded 246 first downs, which are the fifth-most nationally, and are third with an average of 27.0 first downs per game.
- The Cardinals have 127 passing first downs, which ranks 11th in the country, while totaling 104 on the ground.
- Louisville totaled 30 or more first down three this year: 30 versus Wake Forest; 38 versus Murray State; and 35 against North Carolina.

JACKSON SECOND PLAYER TO RUSH 3,000

- In his third season at Louisville, quarterback **Lamar Jackson** became only the second player in school history to rush for over 3,000 and broke the school record for career rushing yards.
- In 34 games, Jackson has rushed for 3,560 yards — the 20th quarterback in NCAA history to rush for over 3,000 yards in a career.
- Jackson climbed to the top of the ACC record book for career rushing yards by a quarterback, passing Georgia Tech's Joshua Nesbitt, who previously held the mark with 2,806 yards.
- With 161 yards rushing versus Florida State, Jackson extended his school record for career 100-yard rushing games to 19, and broke Howard Stevens' school mark of 150-yard games with 11.
- With three touchdowns versus Wake Forest Jackson put his career total at 46 rushing touchdowns, extending his school mark, which originally stood at 41.
- Jackson, who broke another former Yellow Jackets record by surpassing Tevin Washington (2009-12) for the ACC record with 39 rushing TDs by a quarterback, is tied for seventh in ACC history with Leon Johnson of North Carolina and Wali Lundy of Virginia for seventh on the league's list for rushing touchdowns, and only needs nine more to tie James Conner's (Pitt) league record of 52.
- Jackson is second on the school's list for total touchdowns scored, trailing only Lenny Lyles, who had 49 touchdowns from 1954-57.
- Jackson has six games of three or more rushing touchdowns during his career.
- Jackson ranks fourth in the ACC with 106 touchdowns responsible — leaving him 28 away from breaking Clemson's Tajh Boyd's (2010-13) record of 133.
- Jackson ranks 18th in the nation and first in the ACC with an average of 114.3 yards per game, while averaging a solid 6.3 yards per carry, which is 25th in the country.
- The Pompano Beach, Fla., native is second all-time in school history with 586 rushing attempts.
- Jackson is the only player in NCAA history to pass for over 3,500 yards and rush for over 1,500 yards in a season. His 1,571 yards last season on the ground were the fourth-most by a quarterback in NCAA history.

GET ME 100

- The Cardinals are tough to beat when recording a 100-yard rusher in a game. Louisville was 6-2 last season when a player rushed for over 100 yards in a contest and is 4-2 this season after Lamar Jackson rushed for 161 yards in the loss to Wake Forest.
- Quarterback **Lamar Jackson** owns 19 100-yard rushing yards games in his career, and the Cardinals are 14-5 in those contests.
- During Petrino's tenure at Louisville, the Cardinals are 68-16 when the team rushes for over 100 yards, and are 41-9 when a player reaches the century mark on the ground.

**STANDBERRY COMING ON**

- Senior tight end **Charles Standberry** stepped on the field as a true freshman in 2014 — the first year in the return of head coach Bobby Petrino. He caught a touchdown pass in his first career game versus Miami, and has played sparingly since.
- Entering the season with 17 career receptions for 174 yards and two touchdowns, Standberry had never caught more than seven passes in a season — until now.
- In the first nine games, Standberry has established career highs with 21 receptions for 241 yards and three touchdowns. In the win over Murray State, Standberry caught a career-best four passes for 43 yards and a touchdown.
- He caught two passes for 19 yards versus Kent State, and scored UofL's first touchdown versus Clemson with an 11-yard reception.
- Standberry has 38 career receptions for 415 yards and five touchdowns in 44 games.

TURNOVERS ARE A WINNING COMBINATION

- After turning the football over three times in the season opener versus Purdue on Sept. 2, the Cardinals played error-free football in the win over North Carolina on Sept. 9 — failing to turn the football over in the 47-35 win. It was the first game without a miscue since the 2015 Music City Bowl win over Texas A&M in 2015.
- In Bobby Petrino's 98 games at Louisville, the Cardinals are 11-1 when not turning the ball over in a game. The only loss came during the 2003 season — the first for Petrino — in a 31-28 defeat on the road versus TCU. Louisville turned the ball over once in the loss to Clemson.

DOMINATING DEFENSIVE PERFORMANCES

- After a disappointing performance versus Clemson, the Cardinals defense has responded over the last two weeks in wins over Kent State and Murray State. Louisville limited the Golden Flashes to 150 yards of offense and 80 in the win over Murray State.
- The 230 combined yards allowed by UofL versus Kent State and Murray State is the lowest two-game total since Bradley/Murray State combined for 195 yards in 1960.
- Murray State's 80 yards was the lowest amount allowed since giving up 79 in a win over Boston College at home in 2015.
- Murray State averaged only 1.86 yards per play — the lowest since Boston College averaged 1.52 in 2015. It is seventh the lowest yards per play in the last 45 seasons (1973-2017).
- Louisville allowed just five Murray State first downs, the fewest since Boston College recorded four in 2015.
- The dominating wins moved the Cardinals' defense to 20th nationally against the run yielding 104.5 yards per game and 27th in the country allowing 317.6 yards of offense.

TURNOVERS

- Turnovers have been the key to the success over the last four seasons, forcing 95 during that span.

The Cardinals forced four turnovers in the Sept. 2 win over Purdue; three versus Kent State on Sept. 23, and three versus Florida State.

- The Cardinals have forced 14 turnovers this year; 25 in 2016; 26 in 2015; and 30 in 2014.
- The Cardinals four turnovers versus Purdue, which were the most since forcing five miscues in a loss to Clemson last season.
- The three interceptions versus Purdue were the most since they picked off three passes in a big home win over NC State last season.
- The Cardinals turned over Kent State three times, including a 37-yard interception return by Trumaine Washington — the seventh interception of his career and the second touchdown.
- The Cardinals have two defensive touchdowns this season — the first time since 2015 when Washington and Sheldon Rankins scored on interceptions return.
- Senior cornerback **Trumaine Washington**, who leads the team with three interceptions, picked off a pair of passes in the win over Florida State — the first multi-pick game of his career.
- Freshman **TreSean Smith**, **Chucky Williams** and **Stacy Thomas** recorded interceptions against the Boilermakers. Smith's interception was the first by a true freshman in a season opener in over 60 years.
- **Stacy Thomas** added a fumble recovery and returned his second career interception 61 yards for a touchdown. It's the first interception returned for a touchdown since Ronald Walker took a pick 31 yards for a score against Wake Forest.
- The 61-yard interception return for a touchdown was UofL's longest interception returned for a score since Charles Gaines accomplished the feat with a 70-yard return for a score at USF in 2013.
- The Louisville defense is tied for fourth in the nation in interceptions returned for a touchdown with two.

CAPTAIN FOR A REASON

- Senior safety **Chucky Williams**, one of the team's seven captains, has quietly put together a great career. Named a captain this year, Williams started his final season with a bang, recording an interception to basically end the game versus Purdue on Sept. 2.
- The native of Hialeah, Fla., picked off his seventh career pass after totaling three in each of the last three seasons. He is third on the team with 53 tackles, and has been credited with 189 in 45 games with the Cardinals. He totaled a career-high 13 tackles in the loss to Boston College.
- Williams was credited with a career-high 74 tackles last season and tied his career high with three interceptions.
- His best game in 2016 came at Clemson, where he recorded seven tackles, recovered a pair of fumbles and picked off a pass. He totaled 11 tackles versus Pitt in 2015.

DOMINATING DEFENSIVE PERFORMANCE

- In the win 42-3 over Kent State, the Cardinals' defense was stifling, limiting the Golden Flashes to just 150 yards of total offense — the fewest yards allowed since holding Boston College to 79 yards

LAMAR JACKSON GAME-BY-GAME**2017 GAME-BY-GAME STATISTICS**

Opponents	Cmp-Att-Int	Yds	TD	R-Yds-TD
Purdue	30-46-0	378	2	21-107-0
North Carolina	25-39-0	393	3	19-132-3
Clemson	21-42-1	317	3	17-64-0
Kent State	18-22-2	299	2	8-34-1
Murray State	18-26-0	249	3	7-100-1
NC State	26-47-1	354	1	19-73-2
Boston College	19-39-1	332	2	22-180-3
Florida State	13-21-0	156	1	23-178-1
Wake Forest	27-44-1	330	1	27-161-3

2016 GAME-BY-GAME STATISTICS

Opponents	Cmp-Att-Int	Yds	TD	R-Yds-TD
Charlotte	17-23-0	286	6	11-119-2
Syracuse	20-39-1	411	1	21-199-4
Florida State	13-20-1	216	1	17-146-4
Marshall	24-44-1	417	5	12-62-2
Clemson	27-44-1	295	1	31-162-2
Duke	13-26-0	181	1	21-144-1
NC State	20-34-0	355	3	17-76-1
Virginia	24-41-1	361	4	18-88-0
Boston College	12-17-1	231	4	15-185-3
Wake Forest	14-26-0	145	1	22-153-0
Houston	20-43-0	211	1	25-33-0, 20
Kentucky	16-25-3	281	3	25-171-2, 61
LSU	10-27-0	153	0	26-33-0, 15

2015 GAME-BY-GAME STATISTICS

Opponents	Cmp-Att-Int	Yds	TD	R-Yds-TD
Auburn	9-20-1	100	0	16-106-1
Houston	17-27-2	168	1	12-16-1
Clemson	1-1-0	15	0	1-8-0
Samford	15-22-1	212	1	18-184-2
NC State	10-27-0	103	1	19-121-1
Florida State	20-35-1	307	3	19-32-0
Boston College	15-25-2	230	0	14-15-1
Wake Forest	19-26-0	207	2	13-2-0
Virginia	0-0-0	0	0	1-45-0
Pittsburgh	9-17-0	141	1	11-19-1
Kentucky	8-21-1	130	1	17-186-2
Texas A&M	12-26-0	227	1	22-226-2



in 2015.

- The Golden Flashes were held to three points and six first downs in the first half and zero points and five first downs in the second half.
- Kent State was stifled to 2.5 yards per play and 2.6 yards per carry.
- The Golden Flashes were held to two completions in the game, the fewest since Southern Miss went 2 of 9 on Sept. 29, 2012.
- Louisville limited Kent State to 25 yards on 24 plays on first down.

GREENARD LEADS IN TACKLES FOR LOSS

- Sophomore **Jonathan Greenard** is becoming a force off the bench for the Cardinals' defense. Seeing action in all nine games, Greenard has caused havoc in the opposition's backfield. The product of Hiram, Ga., has been credited with 11.5 tackles for loss — which is seventh in the ACC and 31st nationally.
- He has registered a tackle for loss in seven of the nine games, ranking third the nation in tackles for loss yardage with 81 and ninth in sack yardage with 58.
- The native of Hiram, Ga., recorded a sack in four of the nine games, maintaining his team lead with 5.0 sacks on the season — ranking 62nd in the country and ninth in the ACC.
- Appearing in only 21 career games, the 6-foot-4 pass rusher has 19.0 tackles for loss and 7.5 sacks.
- He totaled 7.5 tackles for loss and 2.5 sacks in 12 games a year ago.

STAYING BEHIND THE LINE

- Dominating the line of scrimmage is the mantra of any good defense, and that's what is happening with the Louisville defense this season. The Cardinals rank in the top 50 nationally and in the top six in the Atlantic Coast Conference in tackles for loss this season.
- The Cardinals have totaled 42 tackles for loss in the last six games, including 14 in the win over Kent State — the most since achieving 15 versus Boston College on Oct. 24, 2015.
- Louisville has registered 52 tackles for loss and 16 sacks this season, with 16 different players registering a play behind the line of scrimmage. The Cardinals are 64th in the country and 11th in the ACC in sacks with an average of 2.0 per game.
- Sophomore Jonathan Greenard leads the team with 5.0 sacks and 11.5 tackles for loss coming off the bench this year.

YOUNG MAKES IMPRESSIVE RETURN

- Missing the entire 2016 season due to a severe hip injury, the Cardinals have received a big lift to the defense with the return of pass rush specialist **Trevon Young**, a senior outside linebacker.
- Through eight games, Young has registered 39 tackles, which is fourth on the team, and is tied for second on the team in tackles for loss (7.0) and third in sacks (2.5). He also blocked an extra point versus Clemson — the first since Josh Minkins blocked one versus Temple on Sept. 27, 2003.

- He had his best game of the season versus Kent State, recording six tackles and a pair of tackles for loss. He added five tackles and a tackle for loss versus Murray State. He notched a career-high eight tackles versus NC State.
- Making his first start since the 27-21 win over Texas A&M in the 2015 Music City Bowl, Young starred on Sept. 2 versus Purdue, totaling three tackles, 1.5 sacks and three quarterback pressures.
- Young batted down a pair of passes, including one late in the fourth quarter that stopped Purdue drives.
- Against North Carolina, Young tied a career-high with five tackles and also registered a tackle for loss — his second this season.
- During a three-game span in 2015, Young recorded eight of his sacks, notching two in a loss to Florida State and tied a career-best with three apiece in wins over Wake Forest and Boston College.

TURNOVERS TRANSLATES TO TOUCHDOWNS

- The Cardinals scored their 14th defensive touchdown during head coach Bobby Petrino's tenure when cornerback **Trumaine Washington** return an interception 37 yards versus Kent State.
- It was the second defensive score of the season — the first time UofL scored two defensive touchdowns since the 2015 season when Washington and Sheldon Rankins returned turnovers for touchdowns.
- Washington's return for a score was the second of his career, also picking off a pass for a touchdown versus Syracuse in 2015.

DEFENSIVE TOUCHDOWNS UNDER PETRINO

- Trumaine Washington 37-yd int return vs. Kent State, 2017
- Stacy Thomas 61-yd int return vs. Purdue, 2017
- Ronald Walker 31-yd int return vs. Wake Forest, 2016
- Trumaine Washington 39-yd int return vs. Syracuse, 2015
- Sheldon Rankins 46-yd fumble return vs. BC, 2015
- Gerod Holliman 32-yard interception return vs. FIU, 2014
- Malik Jackson 13-yard fumble return vs. W. Virginia, 2006
- Brandon Johnson 15-yd int return vs. Oregon State, 2005
- Earl Heyman 30-yd fumble return vs. North Carolina, 2005
- Deon Palmer 42-yd fumble return vs. North Carolina, 2005
- Kerry Rhodes 56-yard int return vs. Kentucky, 2004
- Montavious Stanley 0-yd fumble recovery vs. Tulane, 2004
- Kerry Rhodes 33-yard interception return vs. Tulane, 2003
- Brandon Johnson 20-yd fumble return vs. Cincinnati, 2003

TRUE FRESHMEN LEADING THE DEFENSE

- It's hard for a true freshmen to step right in at the Division I level and make an immediate impact, but the Cardinals have three rookies playing in a starting role in linebacker **Dorian Etheridge**, cornerback **Russ Yeast** and safety **TreSean Smith**.
- Starting in all nine games, Etheridge is second on the team with 54 tackles. In the loss to Boston

College, Etheridge recorded a season-high 14 tackles — the most tackles by a freshman since Michael Brown was credited with 14 tackles against Southern Mississippi in 1999.

- He led the Cardinals in tackles with nine stops, and two tackles for loss in a 42-3 win over Kent State. The 14 tackles
- Etheridge, who is the first true freshman to start at linebacker since 2012, totaled two tackles in his collegiate debut versus Purdue and added eight the following week against North Carolina.
- Russ Yeast started his fifth game of the season last week versus Florida State. He owns 18 tackles, a career-high five in the loss to NC State, and one pass break-up this year.
- Freshman safety **TreSean Smith** is another true freshman who has been an impact player on the Louisville defense this season.
- Making his first start at safety, Smith recorded a season-best six tackles in the loss to Boston College. He registered his first career sack and two tackles for loss, while also picking off his team-best second interception.
- He picked off his first pass in the season-opening win over Purdue.
- Smith has 25 tackles and 4.0 tackles for loss this season as a rookie.

EDGE RUSHERS

- The Cardinals have a trio of dominating edge rushers in seniors **Trevon Young** and **James Hearn**, and sophomore **Jonathan Greenard**. The three standouts have combined for 27.0 tackles for loss and 10.5 sacks this season to pace the UofL defense.
- Young leads the group with a career-best 43 tackles from his defensive end spot. A starter in all nine games, Young is second on the squad with 8.0 tackles for loss and third in sacks with 2.5.
- A two-year starter, Hearn has 30 tackles and is tied with Young for second with 7.5 tackles for loss and is second with 3.0 sacks. The native of Tallahassee, Fla., has 83 tackles, 18.0 tackles for loss and 11.0 sacks.
- Mainly coming off the bench, Greenard leads the team with 11.5 tackles for loss and 5.0 sacks, while establishing a career-high with 36 tackles.



2017 ACC Standings

Atlantic	ACC GAMES			OVERALL					
	W-L	For	Opp	W-L	For	Opp	Hm	Rd	Nu
Clemson	6-1	226	127	8-1	296	196	5-0	3-1	0-0
NC State	4-1	165	126	6-3	293	232	4-1	2-1	0-1
Boston College	3-3	148	146	5-4	219	223	2-3	3-1	0-0
Florida State	3-4	142	170	3-5	149	194	1-3	2-1	0-1
Syracuse	2-3	122	135	4-5	262	224	4-1	0-4	0-0
Wake Forest	2-3	133	134	5-4	287	218	3-1	2-3	0-0
Louisville	2-4	198	236	5-4	330	277	2-2	2-2	1-0

Coastal	ACC GAMES			OVERALL					
	W-L	For	Opp	W-L	For	Opp	Hm	Rd	Nu
Miami	6-0	159	98	8-0	252	141	5-0	3-0	0-0
Virginia Tech	3-2	133	79	7-2	292	120	4-1	2-1	1-0
Virginia	3-2	112	143	6-3	237	228	4-2	2-1	0-0
Georgia Tech	3-3	176	137	4-4	254	189	4-0	0-3	0-1
Pitt	2-3	113	128	4-5	218	251	3-2	1-3	0-0
Duke	1-5	84	141	4-5	219	185	3-3	1-2	0-0
North Carolina	0-6	99	210	1-8	192	301	0-6	1-2	0-0

This Week in the ACC

Friday, October 27

Florida State at Boston College

Saturday, October 28

Georgia Tech at Clemson

Duke at Virginia Tech

Louisville at Wake Forest

Miami at North Carolina

NC State at Notre Dame, NBC, 3:30 pm

Virginia at Pitt

Saturday, November 4

Clemson at NC State

Syracuse at Florida State

Georgia Tech at Virginia

Virginia Tech at Miami

Wake Forest at Notre Dame, NBC, 3:30 pm

Thursday, November 9

North Carolina at Pitt

Saturday, November 11

Duke at Army West Point, CBSSN, Noon

NC State at Boston College

Florida State at Clemson

Virginia Tech at Georgia Tech

Virginia at Louisville

Notre Dame at Miami

Wake Forest at Syracuse

AMWAY COACHES POLL

1	Alabama(64)	9-0	1624	—
2	Georgia(1)	9-0	1560	—
3	Wisconsin	9-0	1392	1
4	Clemson	8-1	1379	1
5	Notre Dame	8-1	1367	3
6	Miami	8-0	1326	—
7	Oklahoma	8-1	1314	2
8	Washington	8-1	1154	3
9	TCU	8-1	1143	3
10	Auburn	7-2	900	5
11	Ohio State	7-2	881	8
12	UCF	8-0	854	2
13	Penn State	7-2	817	6
14	USC	8-2	778	3
15	Oklahoma State	7-2	764	5
16	Michigan State	7-2	609	NR
17	Virginia Tech	7-2	555	4
18	Mississippi State	7-2	462	4
19	Memphis	8-1	457	2
20	Washington State	8-2	376	NR
21	South Florida	8-1	306	2
22	Michigan	7-2	261	2
23	Iowa State	6-3	150	7
24	NC State	6-3	149	5
25	LSU	6-3	136	5

ASSOCIATED PRESS POLL

1	Alabama(56)	9-0	1520	—
2	Georgia(5)	9-0	1468	—
3	Notre Dame	8-1	1357	2
4	Clemson	8-1	1289	2
5	Oklahoma	8-1	1258	3
6	Wisconsin	9-0	1256	2
7	Miami	8-0	1220	2
8	TCU	8-1	1087	2
9	Washington	8-1	1061	3
10	Auburn	7-2	875	6
11	Ohio State	7-2	781	8
12	Oklahoma State	7-2	766	1
13	Michigan State	7-2	760	11
14	UCF	8-0	736	1
15	USC	8-2	718	2
16	Penn State	7-2	717	9
17	Virginia Tech	7-2	537	4
18	Mississippi State	7-2	464	3
19	Washington State	8-2	420	6
20	Memphis	8-1	376	2
21	Michigan	7-2	184	NR
22	South Florida	8-1	177	NR
23	West Virginia	6-3	163	NR
24	Iowa State	6-3	155	10
25	Iowa	6-3	147	NR

ACC BOWL TIE-INS

Quick Lane Bowl

Dec. 26 ESPN TBA Detroit, Mich. Big Ten vs. ACC/ND

Independence Bowl

Dec. 27 ESPN 1:30 pm Shreveport, La. SEC vs. ACC/ND

Pinstripe Bowl

Dec. 27 ESPN 5:15 pm New York, N.Y. Big Ten vs. ACC/ND

Military Bowl

Dec. 28 ESPN 1:30 pm Annapolis, Md. AAC vs. ACC/ND

Camping World Bowl

Dec. 28 ESPN 5:15 pm Orlando, Fla. Big 12 vs. ACC/ND

Belk Bowl

Dec. 29 ESPN 1 pm Charlotte, N.C. SEC vs. ACC/ND

Sun Bowl

Dec. 29 CBS 2 pm Orlando, Fla. Pac 12 vs. ACC/ND

Music City Bowl

Dec. 29 ESPN 4:30 pm Nashville, Tenn. SEC/Big 10 vs. ACC/ND

Tax Slayer Bowl

Dec. 30 ESPN Noon Jacksonville, Fla. SEC/Big 10 vs. ACC/ND

Orange Bowl

Dec. 30 ESPN 8 p.m. Miami, Fla. SEC/Big 10 vs. ACC/ND

Citrus Bowl

Jan. 1 ABC 1 p.m. Orlando, Fla. SEC/Big 10 vs. ACC/ND



THE PETRINO FILE

Years Coached:	8th Season
Alma Mater:	Carroll College, '83
Career Record:	114-47 (.712)
Record at Louisville:	72-26 (.742)
ACC Record:	19-11 (.692)
Bowl Record:	3-4 (.471)
Conference USA Championships:	1
BIG EAST Championships:	1
Wife:	Becky
Daughters:	Kelsey, Katie
Sons:	Nicky, Bobby, Jr.
Hometown:	Helena, Mont.

COACHING EXPERIENCE

1983	Carroll (MT) (GA)
1984	Weber State (GA)
1985–1986	Carroll (MT) (OC)
1987–1988	Weber State (WR/TE)
1989	Idaho (QB)
1990–1991	Idaho (OC)
1992–1993	Arizona State (QB)
1994	Nevada (OC/QB)
1995–1997	Utah State (OC)
1998	Louisville (OC)
1999–2000	Jacksonville Jaguars (QB)
2001	Jacksonville Jaguars (OC)
2002	Auburn (OC)
2003–2006	Louisville
2007	Atlanta Falcons
2008–2011	Arkansas
2013	Western Kentucky
2014–present	Louisville

UL BEFORE AND SINCE PETRINO

	1990-98 Before	2003- After
Overall Record	54-46-3	72-26
Conference Record	31-33-2	43-16
vs. Ranked Opp.	5-29-2	5-15
Weeks in AP Top 25	19	64
Conference Titles	2	2
BCS Games	0	1
Bowl Games	3	7
National Award Winners	1	4
Heisman Trophy Winners	0	1
First-Team All-Americans	3	6
All-Conference Selections	17	64
Academic All-Conference	0	26
NFL First-Round Picks	1	4
NFL Top-5 Round Picks	12	23
Years in Final AP Top 25	2	5
Years in Final AP Top 10	0	3
Years in Final AP Top 5	0	2



BOBBY PETRINO

8th season • 72-26 at Louisville • 114-47 Overall

• 2015 Music City Bowl Champions • 2012 Cotton Bowl Champions • 2010 Liberty Bowl Champions • 2007 Orange Bowl Champions • 2006 BIG EAST Champions •
2004 Liberty Champions • 2004 C-USA Champions

PETRINO'S COACHING ACCOMPLISHMENTS

- Bobby Petrino owns the top winning percentage in school history, posting a 74.2 percentage over his eight seasons with the Cardinals.
- His 72 wins are the second-most in school history, trailing Frank Camp, who had 118 wins in 23 seasons as head coach.
- Is the only coach in school history to lead the Cardinals to seven-straight bowl appearances.
- Owns a 37-7 record at Papa John's Cardinal Stadium, including a school-best 20-game winning streak from 2003-06 and included the first two games of the 2014 campaign
- In 2006, the Cardinals tied a school record with 12 wins and won the program's first BCS Bowl game with a 24-13 victory over Wake Forest.
- In 2004, the Cardinals led the nation in scoring offense (49.8) and total offense (539.0). Louisville was second in the country in total offense (475.3) in 2006.
- The Cardinals finished a school-best fifth in the final 2006 Associated Press Poll.
- Louisville ended the year in the top 25 in five of his seven seasons as head coach, including two top-10 finishes (6th in 2004 and 5th in 2006).
- Ranks sixth among active head coaches with a minimum of 10 seasons, with his 71.7 winning percentage.
- Has produced 34 NFL Draft selections during his tenure as head coach of the Cardinals — four coming in the first round.
- The Cardinals had a school-record 10 players drafted in the 2015 NFL Draft, including wide receiver DeVante Parker, the No. 14 selection by the Miami Dolphins.

PETRINO'S YEAR-BY-YEAR HEAD COACHING RECORD

Year	Team	Overall	Conf.	Bowl/playoffs	Coaches	AP
2003	Louisville	9-4	5-3	L, GMAC	--	--
2004	Louisville	11-1	8-0	W, Liberty	7	6
2005	Louisville	9-3	5-2	L, Gator	20	19
2006	Louisville	12-1	6-1	W, Orange	6	5
2008	Arkansas	5-7	2-6	---	--	--
2009	Arkansas	8-5	3-5	W, Liberty	--	--
2010	Arkansas	10-3	6-2	L, Sugar	12	12
2011	Arkansas	11-2	6-2	W, Cotton	5	5
2013	W. Kentucky	8-4	4-3	---	--	--
2014	Louisville	9-4	5-3	L, Belk	24	24
2015	Louisville	8-5	5-3	W, Music City	--	--
2016	Louisville	9-4	7-1	L, Citrus	20	21
2017	Louisville	5-4	2-4		-	-
Totals		114-47	64-35			



HEAD COACH BOBBY PETRINO SUPERLATIVES

300-Yard Passing Games (33)

Stefan LeFors	459	TCU	2003
Lamar Jackson	417	Marshall	2016
Lamar Jackson	411	Syracuse	2016
Stefan LeFors	406	Army	2003
Lamar Jackson	393	North Carolina	2017
Brian Brohm	389	South Florida	2005
Kyle Bolin	381	Kentucky	2014
Lamar Jackson	378	Purdue	2017
Brian Brohm	368	Oregon State	2005
Dave Ragone	368	Kentucky	2001
Lamar Jackson	361	Virginia	2016
Kyle Bolin	362	Syracuse	2015
Lamar Jackson	355	NC State	2016
Lamar Jackson	354	NC State	2017
Brian Brohm	354	West Virginia	2006
Brian Brohm	341	Connecticut	2006
Hunter Cantwell	340	M. Tennessee	2006
Brian Brohm	337	Pittsburgh	2006
Stefan LeFors	334	Houston	2003
Lamar Jackson	332	Boston College	2017
Lamar Jackson	330	Wake Forest	2017
Will Gardner	330	Florida State	2014
Brian Brohm	324	Cincinnati	2006
Stefan LeFors	321	Memphis	2004
Lamar Jackson	317	Clemson	2017
Stefan LeFors	317	Houston	2004
Brian Brohm	315	Rutgers	2005
Brian Brohm	311	Wake Forest	2006
Brian Brohm	307	Temple	2006
Lamar Jackson	307	Florida State	2015
Brian Brohm	304	North Carolina	2005
Brian Brohm	303	Cincinnati	2005
Kyle Bolin	300	Georgia	2014

100-Yard Rushing Games (58)

Lamar Jackson	226	Texas A&M	2015
Michael Bush	204	Fla. Atlantic	2005
Lamar Jackson	199	Syracuse	2016
Lamar Jackson	186	Kentucky	2015
Lamar Jackson	185	Boston College	2016
Lamar Jackson	184	Samford	2015
Lamar Jackson	178	Florida State	2017
Lamar Jackson	171	Kentucky	2016
Kolby Smith	165	Syracuse	2006
Lamar Jackson	162	Clemson	2016
Lamar Jackson	161	Wake Forest	2017
Michael Bush	159	West Va.	2005
Eric Shelton	158	Cincinnati	2004
Brandon Radcliff	156	Syracuse	2016
Lamar Jackson	153	Wake Forest	2016
Eric Shelton	151	Kentucky	2004
Malik Williams	149	North Carolina	2017
Brandon Radcliff	146	Virginia	2015
Lamar Jackson	146	Florida State	2016
Lamar Jackson	144	Duke	2016
Dom Brown	143	Miami	2014
Brandon Radcliff	141	Wake Forest	2016
Lionel Gates	140	Houston	2003
George Stripling	137	Syracuse	2005
Michael Bush	137	Houston	2004
Brandon Radcliff	136	Notre Dame	2014
Eric Shelton	136	Memphis	2004
Jamari Staples	136	Syracuse	2016
Eric Shelton	135	Syracuse	2003
Michael Dyer	134	Florida St.	2014
Lamar Jackson	132	North Carolina	2017
Brandon Radcliff	131	Marshall	2016
Brandon Radcliff	129	Wake Forest	2014
Eric Shelton	129	East Carolina	2004
Michael Bush	128	Kentucky	2006

Michael Bush	128	Kentucky	2005
Eric Shelton	128	Tulane	2003
Lionel Gates	128	Miami (OH)	2003
L.J. Scott	127	Murray State	2014
Michael Bush	127	Cincinnati	2005
Michael Bush	126	Cincinnati	2003
Lamar Jackson	121	NC State	2015
Michael Bush	121	Connecticut	2005
Lamar Jackson	119	Charlotte	2016
Brandon Radcliff	118	Florida State	2016
Eric Shelton	118	East Carolina	2003
Brandon Radcliff	117	Syracuse	2015
George Stripling	117	Cincinnati	2005
Michael Bush	115	Pittsburgh	2005
Lionel Gates	112	Kentucky	2004
Brandon Radcliff	110	Syracuse	2014
Lionel Gates	109	Miami	2004
Lamar Jackson	107	Purdue	2017
Lamar Jackson	106	Auburn	2015
Michael Bush	106	Cincinnati	2004
Lamar Jackson	100	Murray State	2017

100-Yard Receiving Games (50)

DeVante Parker	214	Florida State	2014
Jamari Staples	194	Pittsburgh	2015
Jaylen Smith	183	North Carolina	2017
Joshua Tinch	183	Rutgers	2005
DeVante Parker	180	Kentucky	2014
Mario Urrutia	175	Oregon St.	2005
James Quick	174	FIU	2014
Harry Douglas	165	Wake Forest	2006
J.R. Russell	153	Army	2003
Harry Douglas	149	UConn	2006
Joshua Tinch	148	Houston	2004
J.R. Russell	146	Memphis	2004
DeVante Parker	144	Boston College	2014
Mario Urrutia	144	Pittsburgh	2006
J.R. Russell	144	Miami	2003
Mario Urrutia	138	Florida Atlantic	2005
Mario Urrutia	134	MTSU	2006
Lionel Gates	134	TCU	2003
Dez Fitzpatrick	134	NC State	2017
Seth Dawkins	133	NC State	2017
Jamari Staples	133	Wake Forest	2015
J.R. Russell	133	Syracuse	2003
Mario Urrutia	133	South Florida	2005
DeVante Parker	132	NC State	2014
Harry Douglas	132	Pittsburgh	2006
James Quick	130	Florida State	2015
Joshua Tinch	130	W. Virginia	2005
Dez Fitzpatrick	127	Boston College	2017
Jaylen Smith	123	Boston College	2016
Broderick Clark	122	Army	2004
James Quick	122	Florida State	2016
DeVante Parker	120	Georgia	2014
Jamari Staples	120	Virginia	2016
J.R. Russell	119	TCU	2003
Jaylen Smith	118	Boston College	2017
Montrell Jones	118	Syracuse	2005
Jaylen Smith	117	Purdue	2017
Harry Douglas	116	W. Virginia	2006
Mario Urrutia	113	W. Virginia	2006
Gary Barnidge	112	USF	2006
J.R. Russell	111	USF	2004
J.R. Russell	111	Houston	2003
J.R. Russell	111	Cincinnati	2003
Mario Urrutia	110	Temple	2006
James Quick	108	Syracuse	2016
Reggie Bonnafon	107	Boston College	2017
J.R. Russell	107	TCU	2004
Cole Hikutini	103	Texas A&M	2015

Cole Hikutini	103	Houston	2015
J.R. Russell	103	Tulane	2004
J.R. Russell	101	E. Carolina	2004
James Quick	101	Clemson	2014
Cole Hikutini	100	Kentucky	2016

Multiple 100-Yard Rushers

180, Lamar Jackson, Boston College, 2017
107, Reggie Bonnafon, Boston College, 2017
149, Malik Williams vs. North Carolina, 2017
132, Lamar Jackson vs. North Carolina, 2017
199, Lamar Jackson vs. Syracuse, 2016
156, Brandon Radcliff vs. Syracuse, 2016
146, Lamar Jackson vs. Fla. St., 2016
118, Brandon Radcliff vs. Fla. St., 2016
127, Michael Bush vs. Cincinnati, 2005
117, George Stripling vs. Cincinnati, 2005
158, Eric Shelton vs. Cincinnati, 2004
106, Michael Bush vs. Cincinnati, 2004
140, Lionel Gates vs. Houston, 2003
137, Michael Bush vs. Houston, 2003

Multiple 100-Yard Receivers

127, Dez Fitzpatrick, Boston College, 2017
118, Jaylen Smith, Boston College, 2017
134, Dez Fitzpatrick vs. NC State, 2017
133, Seth Dawkins vs. NC State, 2017
136, Jamari Staples vs. Syracuse, 2016
108, James Quick vs. Syracuse, 2016
144, Mario Urrutia vs. Pittsburgh, 2006
132, Harry Douglas vs. Pittsburgh, 2006
116, Harry Douglas vs. W. Virginia, 2006
113, Mario Urrutia vs. W. Virginia, 2006
134, Lionel Gates vs. TCU, 2003
119, JR Russell vs. TCU, 2003

100-Yard Rusher & 100-Yard Receiver

1. 199, Lamar Jackson vs. Syracuse, 2016
156, Brandon Radcliff vs. Syracuse, 2016
136, Jamari Staples vs. Syracuse, 2016
108, James Quick vs. Syracuse, 2016
2. 146, Lamar Jackson vs. Fla. St., 2016
118, Brandon Radcliff vs. Fla. St., 2016
122, James Quick vs. Fla. St., 2016
3. 185, Lamar Jackson vs. BC, 2016
123, Jaylen Smith vs. BC, 2016

300-Yard Paser & 100-Yard Rusher

1. 417, Lamar Jackson vs. Marshall, 2016
131, Brandon Radcliff vs. Marshall, 2016
330, Lamar Jackson, Wake Forest, 2017
161, Lamar Jackson, Wake Forest, 2017

300-Yd Paser, 100-Yd Receiver & 100-Yd Rusher

1. 411, Lamar Jackson vs. Syracuse, 2016
199, Lamar Jackson vs. Syracuse, 2016
156, Brandon Radcliff vs. Syracuse, 2016
136, Jamari Staples vs. Syracuse, 2016
108, James Quick vs. Syracuse, 2016
2. 332, Lamar Jackson, Boston College, 2017
180, Lamar Jackson, Boston College, 2017
107, Reggie Bonnafon, Boston College, 2017
127, Dez Fitzpatrick, Boston College, 2017
118, Jaylen Smith, Boston College, 2017



HEAD COACH BOBBY PETRINO SUPERLATIVES

Most Points In A Game

70 vs. Charlotte, Sept. 1, 2016
70 vs. Cincinnati, Nov. 27, 2004

Fewest Points In A Game

7 vs. Memphis, Nov. 15, 2003

Most Points In A Half

56 (1st), vs. Charlotte, Sept. 1, 2016

Most Points In A Quarter

30, (4th), at Houston, Nov. 20, 2004

Largest Deficit Overcome For A Win

21 (0-21), at Kentucky, Nov. 28, 2015

Most Points at Home

70 vs. Charlotte, Sept. 1, 2016
70 vs. Cincinnati, Nov. 27, 2004

Fewest Points at Home

7 vs. Memphis, Nov. 15, 2003

Most Points In A Road Game

65, at Houston, Nov. 20, 2004

Most Touchdowns Scored

10 vs. Charlotte, Sept. 1, 2016
10 vs. Cincinnati, Nov. 2, 2004

Most Touchdowns Scored In A Quarter

4, Six Times (MR: vs. Wake Forest, Nov. 12, 2016)

Most Touchdowns Scored In A Half

8 vs. Charlotte, Sept. 1, 2016

Most Rushing Touchdowns Scored

7, Five times (Syracuse, FSU, 2016)

Most Passing Touchdowns Scored

8 vs. Oregon State, Sept. 17, 2005

Most Field Goals Made

4 vs. NC State, Oct. 22, 2016
4 vs. Pittsburgh, Nov. 3, 2005

Punt Returns For A Touchdown

3 vs. Cincinnati, Nov. 27, 2004

Fumble Returns For A Touchdown

2 vs. North Carolina, Oct. 8, 2005

Most First Downs

38 vs. Charlotte, Sept. 1, 2016

Fewest First Downs

12 vs. Memphis, Nov. 15, 2003

Most Yards Of Total Offense

845 vs. Syracuse, Sept. 9, 2016

Most Yards Of Total Offense In A Half

520 (1st), at Syracuse, Sept. 9, 2016

Most Plays

94 vs. Oregon State, Sept. 17, 2005

Highest Average Per Play

11.2 vs. Charlotte, Sept. 1, 2016

Most Yards Rushing

445 vs. Houston, Nov. 22, 2003

Fewest Yards Rushing

-1, at Pittsburgh, Nov. 21, 2015

Most Rushing Attempts

55 vs. Clemson, Oct. 1, 2016
55 vs. Kentucky, Sept. 3, 2006

Fewest Rushing Attempts

24, at Pittsburgh, Nov. 21, 2015

Highest Average Per Rush

11.5 vs. Cincinnati, Nov. 27, 2004

Most Pass Completions

31, at West Virginia, Oct. 15, 2005

Fewest Pass Completions

8, at Notre Dame, Nov. 22, 2014

Most Pass Attempts

50, at TCU, Nov. 5, 2003

Fewest Pass Attempts

15 vs. Cincinnati, Nov. 27, 2004

Most Passes Had Intercepted

3, Four Times (MR: vs. Kentucky, Nov. 26, 2016)

Most Yards Passing

459, at TCU, Nov. 5, 2003

Fewest Yards Passing

103, at NC State, Oct. 3, 2015

Highest Pass Completion Percentage

.808 (21-25), vs. Oregon St., Sept. 17, 2005

Highest Average Per Attempt

17.1 vs. Oregon State, Sept. 17, 2005

Highest Average Per Completion

22.6 vs. Miami (FL), Sept. 16, 2006

Most Fumbles

4 vs. Syracuse, Nov. 26, 2005

Most Fumbles Lost

3, Four Times (MR: vs. Houston, Nov. 17, 2016)

Most Turnovers

4, Eight Times (MR: vs. Kentucky, Nov. 26, 2016)

Most Total Plays Without A Turnover

88 vs. Murray State, Sept. 6, 2014

Most Penalties

16 vs. Purdue, Sept. 2, 2017

Fewest Penalties

0 vs. Boston College, Nov. 5, 2016

Most Penalty Yards

143, at Marshall, Sept. 24, 2016

Fewest Penalty Yards

0 vs. Boston College, Nov. 5, 2016

Most Punts

12, at Clemson, Oct. 11, 2014

Fewest Punts

0 vs. Pittsburgh, Nov. 3, 2005

Highest Average Punting Yards (Min. 2 Att.)

51.0 (3), vs. Kentucky, Sept. 5, 2004

Most Punt Returns

8, at FIU, Sept. 20, 2014
8 vs. TCU, Nov. 10, 2004

Most Punt Return Yards

154 (6), vs. Cincinnati, Nov. 27, 2004

Highest Avg. Punt Return Yards (Min. 2)

65.0 (2), vs. Florida State, Sept. 17, 2016

Lowest Avg. Punt Return Yards (Min 2)

-2.75 (4), at Wake Forest, Oct. 30, 2015

Most Kickoff Returns

8 vs. Georgia (Belk Bowl) Dec. 23, 2014
8, at Memphis, Nov. 4, 2004

Most Kickoff Return Yards

200 (5), at Rutgers, Nov. 9, 2006

Highest Kickoff Return Average (Min. 2 Att.)

44.0 (3), vs. Miami (FL), Sept. 1, 2014

Most Interceptions By (Louisville)

4, at Wake Forest, Oct. 30, 2015
4, at Boston College, Nov. 8, 2014

Highest Pct. Of Third-Down Conversions

.733 (11-15), at Army, Sept. 11, 2004

Fewest Third-Down Conversions

1 (of 9), vs. Syracuse, Nov. 7, 2015
1 (of 11), vs. Florida State, Oct. 31, 2014
1 (of 17), at Clemson, Oct. 11, 2014
1 (of 4), vs. Oregon State, Sept. 17, 2004

Lowest Pct. Of Third-Down Conversions

.059 (1-17), at Clemson, Oct. 11, 2004

Most Third Down Attempts

20, at USF, Oct. 4, 2003

Most Fourth-Down Conversions

4 vs. Murray State, Sept. 6, 2014

Most Fourth-Down Conversion Attempts

5 (4), vs. Murray State, Sept. 6, 2014
5 (3), vs. Kentucky, Sept. 5, 2004

Most Time Of Possession

42:09 vs. Murray State, Sept. 6, 2014

Lowest Time Of Possession

18:21 vs. Cincinnati, Nov. 27, 2004

Most Tackles For Loss (By Louisville)

17.0, at Syracuse, Oct. 21, 2006

Most Sacks (By Louisville)

8 vs. Boston College, Oct. 24, 2015
8 vs. Wake Forest, Sept. 27, 2014

Longest Scoring Drive (Plays)

16 vs. Pittsburgh, Nov. 3, 2005
16, at West Virginia, Oct. 15, 2005

Longest Scoring Drive (Time)

9:04 vs. Pittsburgh, Nov. 3, 2005

Longest Scoring Drive (Yards)

99 vs. North Carolina, Sept. 9, 2017



LOUISVILLE FOOTBALL CAREER RECORDS

CAREER TOTAL YARDS

1.	12,129	Chris Redman.....	1996-99
2.	11,751	Lamar Jackson	2015-
3.	10,819	Brian Brohm.....	2004-07
4.	9,987	Teddy Bridgewater.....	2011-13
5.	9,161	Dave Ragone.....	1999-2002
6.	6,609	Stefan LeFors.....	2001-04
7.	6,564	Jay Gruden.....	1985-88
8.	5,410	Jeff Brohm.....	1989-93
9.	4,979	Ed Rubbert.....	1983-86
10.	4,683	Marty Lowe.....	1991-95

CAREER RUSHING YARDS

1.	3,550	Lamar Jackson (510 att.)	2015-
2.	3,204	Walter Peacock (811 att.)	1972-75
3.	2,958	Nathan Poole (536 att.)	1975-78
4.	2,786	Lenny Lyles (396 att.)	1954-57
5.	2,723	Howard Stevens (509 att.)	1971-72
6.	2,599	Frank Moreau (499 att.)	1995-99
7.	2,508	Michael Bush (435 att.)	2003-06
8.	2,365	Brandon Radcliff (438 att.)	2013-16
9.	2,363	Deon Booker (497 att.)	1985-88
10.	2,345	Victor Anderson (450 att.)	2008-11

CAREER RUSHING TOUCHDOWNS

1.	46	Lamar Jackson	2015-
2.	41	Lenny Lyles	1954-57
3.	39	Michael Bush	2003-06
4.	30	Eric Shelton	2003-04
5.	27	Frank Moreau	1995-99
	27	Anthony Shelman	1991-94
7.	26	Brandon Radcliff	2013-16
8.	25	Howard Stevens	1971-72
9.	23	Nathan Poole	1975-78
	23	Calvin Prince	1976-77

CAREER PASSING COMPLETIONS

1.	1,031	Chris Redman (1,679 att.)	1996-99
2.	781	Teddy Bridgewater (1,142 att.)	2011-13
3.	780	Brian Brohm (1,185 att.)	2004-07
4.	685	Dave Ragone (1,180 att.)	1999-02
5.	572	Jay Gruden (1,049 att.)	1985-88
6.	562	Lamar Jackson (982 att.)	2015-
7.	430	Ed Rubbert (873 att.)	1983-86
8.	416	Stefan LeFors (630 att.)	2001-04
9.	416	Marty Lowe (767 att.)	1991-95
10.	402	Jeff Brohm (715 att.)	1989-93

CAREER COMPLETION PERCENTAGE (MIN. 200 COMP.)

1.	68.4	Teddy Bridgewater (781-1,142).....	2011-13
2.	66.0	Stefan LeFors (416-630).....	2001-04
3.	65.8	Brian Brohm (780-1,185).....	2004-07
4.	61.4	Chris Redman (1,031-1,679).....	1996-99
5.	60.3	Adam Froman (243-403).....	2009-10
6.	58.6	Hunter Cantwell (313-534).....	2005-08
7.	58.1	Dave Ragone (685-1,180).....	1999-2002
8.	57.2	Lamar Jackson (522-917)	2015-Pres.
9.	56.2	Jeff Brohm (402-715).....	1989-93
10.	55.7	Browning Nagle (333-598).....	1988-90

CAREER PASSING YARDS

1.	12,541	Chris Redman.....	1996-99
2.	10,775	Brian Brohm.....	2004-07
3.	9,817	Teddy Bridgewater.....	2011-13
4.	8,564	Dave Ragone.....	1999-02
5.	8,191	Lamar Jackson	2015-
6.	7,024	Jay Gruden.....	1985-88
7.	5,853	Stefan LeFors.....	2001-04
8.	5,496	Ed Rubbert.....	1983-86
9.	5,451	Jeff Brohm.....	1989-93
10.	4,861	Marty Lowe.....	1991-95

CAREER PASSING TOUCHDOWNS

1.	84	Chris Redman.....	1996-99
2.	74	Dave Ragone.....	1999-02
3.	72	Teddy Bridgewater.....	2011-13
4.	71	Brian Brohm.....	2004-07
5.	60	Lamar Jackson	2015-
6.	44	Jay Gruden.....	1985-88
7.	38	Stefan LeFors.....	2001-04
8.	38	Jeff Brohm.....	1989-93
9.	34	John Madeya.....	1970-72
10.	32	Browning Nagle.....	1988-90

CAREER FIELD GOALS MADE

1.	66	John Wallace (85 att.).....	2012-15
2.	60	Art Carmody (73 att.).....	2004-07
3.	44	Nate Smith (64 att.).....	2000-03
4.	36	Ron Bell (58 att.).....	1987-90
5.	35	David Akers (61 att.).....	1993-96
6.	32	Chris Philpott (44 att.).....	2008-11
7.	27	Blanton Creque (31 att.).....	2016-
8.	24	Wilbur Summers (47 att.).....	1972-75
9.	22	Jon Hilbert (33 att.).....	1996-99
	22	Klaus Wilmsmeyer (30 att.).....	1988-91

CAREER FIELD GOAL PERCENTAGE (MIN. 20 ATT.)

1.	87.1	Blanton Creque (27-31).....	2016-
2.	82.2	Art Carmody (60-73).....	2004-07
3.	77.6	John Wallace (66-85).....	2012-15
4.	76.9	Danny Cerione (20 of 26).....	1983-86
5.	73.3	Klaus Wilmsmeyer (22-30).....	1988-91
6.	72.7	Chris Philpott (32-44).....	2008-11
7.	68.8	Nate Smith (44-64).....	2000-03
8.	66.7	Jon Hilbert (22-33).....	1996-99
9.	62.1	Ron Bell (36-58).....	1987-90
10.	57.4	David Akers (35-61).....	1993-96

CAREER POINTS RESPONSIBLE FOR (POINTS SCORED & PASSED FOR)

1.	640	Lamar Jackson	2015-
2.	536	Chris Redman.....	1996-99
3.	510	Dave Ragone.....	1999-02
4.	480	Brian Brohm.....	2004-07
5.	468	Teddy Bridgewater.....	2011-13
6.	433	Art Carmody.....	2004-07
7.	384	John Wallace.....	2012-15
8.	318	Lenny Lyles.....	1954-57
9.	304	Jay Gruden.....	1985-88
10.	280	Stefan LeFors.....	2001-04

TOUCHDOWNS SCORED

1.	49	Lenny Lyles.....	1954-57
2.	46	Lamar Jackson	2015-
3.	41	Michael Bush.....	2003-06
4.	33	DeVante Parker.....	2011-14
5.	33	Ibn Green.....	1996-99
6.	33	Tom Lucia.....	1947-50
7.	32	Arnold Jackson.....	1997-00
8.	30	Eric Shelton.....	2003-04
9.	30	Howard Stevens.....	1971-72
10.	29	Ralph Dawkins.....	1990-93

CAREER TDS RESPONSIBLE FOR (TDS SCORED & PASSED FOR)

1.	106	Lamar Jackson	2015-
2.	87	Chris Redman.....	1996-99
3.	83	Dave Ragone.....	1999-02
4.	80	Brian Brohm.....	2004-07
5.	78	Teddy Bridgewater.....	2011-13
6.	52	Lenny Lyles.....	1954-57
7.	48	Jay Gruden.....	1985-88
8.	45	Stefan LeFors.....	2001-04
9.	44	Michael Bush.....	2003-06
10.	44	Jeff Brohm.....	1989-93

CAREER PUNT RETURN YARDS

1.	972	Arnold Jackson (100 ret.).....	1997-00
2.	729	Montrell Jones (70 ret.).....	2004-05
3.	594	Herbie Phelps (56 ret.).....	1967-68
4.	517	Damien Dorsey (34 ret.).....	2000-02
5.	485	Keith Stephens (54 ret.).....	1986-88
6.	441	Bill McMahon (33 ret.).....	1964-66
7.	439	Jaire Alexander (44 ret.)	2015-
8.	433	Greg Campbell (42 ret.).....	1970-71
9.	404	Doug Beaumont (34 ret.).....	2007-10
10.	404	Kevin Miller (54 ret.).....	1974-77

CAREER FUMBLES FORCED

1.	11	Elvis Dumervil.....	2002-05
2.	9	Calvin Pryor.....	2011-13
3.	8	Marcus Smith.....	2010-13
4.	7	Lamar Myles.....	2005-07
5.	7	Tyrus McCloud.....	1993-96
6.	6	Michael Brown.....	1999-02
7.	6	Joe Johnson.....	1991-93
8.	6	Andy Culley.....	1989-92
9.	5	James Hearn.....	2014-
10.	5	Lorenzo Mauldin.....	2011-14
11.	5	Hakeem Smith.....	2010-13
12.	5	Alan Campos.....	1994-95



PAPA JOHN'S CARDINAL STADIUM



PAPA JOHN'S CARDINAL STADIUM INFORMATION

- Papa John's Cardinal Stadium, which first opened in 1998, featured a capacity of 42,000 and was expanded in 2010 to the present capacity of 55,000. In the last expansion, approximately 12,000 additional chairback seats were added to a second deck on the east side of the stadium in the UPS Flight Deck. The project included 33 new luxury suites on the Stites & Harbison Suite Level and 2,000 premium loge seats were added to the east side.
- A 60-foot wide Norton's Terrace was constructed at the top of the south end zone, connecting the east and west sides of the stadium. Also included in the previous expansion was the PNC Club, a 20,000-square-foot, glass-enclosed area that stretches from end zone to end zone at the loge level on the east side of the stadium.
- The temperature-controlled club features a full-service bar, concessions, large-screen televisions, lounge seating and tables. It also has more than 1,700 outdoor seats under cover with heaters and fans.
- Louisville's home currently is undergoing a \$63-million renovation to expand the north end zone – closing off the stadium – and enhancing the Howard Schnellenberger Football Complex.
- Upon conclusion of the 2016 campaign, crews began construction and the first noticeable phase of the project will be the seating structure for the interior bowl – set to be in place for the start of the 2017 season.
- Approximately 10,000 additional seats are being added with the expansion, creating a unique look in the end zone structure and increasing the total seating capacity to approximately 65,000.
- The construction also provides an additional 40,000 square feet of space.
- The expansion also includes 1,000 modern club seats, 65 premium loge level boxes, and 10 exclusive field level suites. The club seats will have access to a premier gathering area that will provide viewing access to the field. Fans in that area will have an exclusive view to the players, who will be running onto the gridiron from a middle of the field level entrance after exiting the football complex through a tunnel.
- On Jan. 1, 2018, renovations are scheduled to begin on the football complex, which includes dramatic changes to the training areas and improving the overall student-athlete experience. An additional 100,000 square feet will allow the team's weight room and conditioning center to double in size, creating space for team workouts, conditioning, and an enhanced athletic training space equipped with a state-of-the-art hydrotherapy area.
- A luxurious and spacious players' lounge, improvements for coaches' offices and the team locker room, and expansive theatre-style meeting areas also will be among the major improvements.

Top PJCS Crowds

1.	55,632	vs. Florida State, 9/17/16
2.	55,588	vs. Clemson, 9/16/17
3.	55,428	vs. Miami, 9/1/14
4.	55,414	vs. Florida State, 10/30/14
5.	55,398	vs. Clemson, 9/17/15
6.	55,386	vs. Kentucky, 9/2/12
7.	55,332	vs. Ohio, 9/1/13
8.	55,327	vs. Kentucky, 9/4/10
9.	55,218	vs. NC State, 10/22/16
10.	55,215	vs. UCF, 10/18/13

Stadium Quick Facts

First Game:	Sept. 5, 1998
Result:	Kentucky 68, Louisville 34
UofL Record:	90-32
Field Name:	Papa John's Cardinal Stadium
Surface:	Field Turf
Capacity:	55,000



2017 LOUISVILLE FOOTBALL NUMERICAL ROSTER

No.	Name	Ht.	Wt.	Pos.	Cl.	Hometown (Previous School)
1	P.J. Mbanasor	6-1	190	CB	SO	Pflugerville, Texas (Oklahoma)
1	Traveon Samuel	5-7	170	WR	JR	Phenix City, Ala. (Central)
2	Corey Reed	6-3	193	WR	FR	Fulton, Ga. (Roswell)
3	Cornelius Sturghill	5-11	187	WR	SO	Memphis, Tenn. (Melrose)
3	Malik Cunningham	6-1	188	QB	FR	Montgomery, Ala. (Park Crossing)
4	Jawon Pass	6-4	220	QB	R-FR	Columbus, Ga. (Carver)
4	TreSean Smith	6-1	186	CB	FR	Hamilton, Ohio (LaSalle)
5	Seth Dawkins	6-3	206	WR	SO	Columbus, Ohio (Franklin Heights)
6	Russ Yeast	5-11	187	CB	FR	Greenwood, Ind. (Center Grove)
7	Reggie Bonnafon	6-3	208	RB	SR	Louisville, Ky. (Trinity)
8	Lamar Jackson	6-3	200	QB	JR	Pompano Beach, Fla. (Boynton Beach)
9	Jaylen Smith	6-4	219	WR	JR	Pascagoula, Miss. (Pascagoula)
9	C.J. Avery	5-11	205	S	FR	Grenada, Miss. (Grenada)
10	Jaire Alexander	5-11	192	CB	JR	Charlotte, N.C. (Rocky River)
10	Rodjay Burns	6-0	190	CB	SO	Louisville, Ky. (Trinity)
11	Kemari Averett	6-6	253	TE	FR	Atlanta, Ga. (Grady)
11	Dee Smith	6-1	202	S	JR	Florence, Ala. (Florence)
12	Trey Smith	6-0	225	RB	SO	Madison, Miss. (Madison Central)
12	Rodney Owens	6-0	199	S	FR	Goodlettsville, Tenn. (Ensworth)
13	P.J. Blue	6-3	208	S	R-FR	Jemison, Ala. (Park Crossing)
13	Sean McCormack	6-5	223	QB	R-FR	Darien, Ill. (Hinsdale)
14	Drew Bailey	6-3	289	DL	SR	Jacksonville, Fla. (Pearl River CC)
15	Clay Bolin	6-0	199	QB	R-FR	Lexington, Ky. (Bourbon County)
15	Trumaine Washington	5-10	181	CB	SR	Miami, Fla. (Killian)
17	Dorian Etheridge	6-3	228	LB	FR	Charleston, W. Va. (Capital)
18	Justin Marshall	6-3	195	WR	FR	Conyers, Ga. (Georgia Prep Sports Academy)
20	Ronald Walker	6-1	198	CB	SR	Byran, Miss. (Copiah-Lincoln)
21	London Iakopo	6-0	212	S	JR	Carson, Calif. (Long Beach CC)
22	Chucky Williams	6-2	206	S	SR	Hialeah, Fla. (Champagnat Catholic)
22	Jovel Smith	5-10	185	RB	FR	Louisville, Ky. (Trinity)
23	Harry Trotter	5-11	190	RB	SO	Atchison, Kan. (Fort Scott)
23	Lyn Strange	6-1	195	S	FR	Leon, Fla. (North Florida Christian)
24	Zykiesis Cannon	6-0	188	S	SR	Mauldin, S.C. (Carolina Academy)
25	Dae Williams	6-1	235	RB	R-FR	Sapulpa, Okla. (Sapulpa)
26	Chris Taylor-Yamanoha	6-2	183	WR	R-FR	Rohnert Park, Calif. (Rancho Cotate)
27	Anthony Johnson	6-1	179	CB	FR	Coconut Creek, Fla. (Chaminade-Madonna)
28	Mason King	6-3	213	P	SO	Louisville, Ky. (St. Xavier)
29	Malik Williams	6-3	215	RB	SR	Wilson, N.C. (Alan Hancock College)
30	Khane Pass	6-1	207	S	SO	Columbus, Ga. (Carver)
30	Jeffery Banks	6-2	206	WR	SO	Olive Branch, Miss. (Pearl River)
31	Malik Staples	6-1	222	LB	SO	Suwanee, Ga. (Peachtree Ridge)
31	Jack Duane	5-10	157	WR	SR	Chatham, N.J. (Chatham)
32	Stacy Thomas	6-1	240	LB	SR	Miami, Fla. (Gulliver Prep)
33	Colin Wilson	6-1	221	RB	FR	Green Cove Springs, Fla. (Clay)
34	Jeremy Smith	6-2	224	RB	SR	Hammond, La. (Fresno City CC)
35	Lamarques Thomas	6-0	184	S	SO	Clinton, Miss. (Clinton)
35	Greg Bethel	6-0	195	RB	FR	Louisville, Ky. (Moore)
36	Evan O'Hara	6-0	209	K	JR	Florence, Ky. (Boone)
36	Maurice Burkley	5-9	191	RB	FR	Naperville, Ill. (Metee Valley)
37	Ryan Chalifoux	6-0	185	K	FR	Champaign, Ill. (Champaign Central)
38	Jack Fagot	6-0	176	S	FR	Lexington, Ky. (Lexington Catholic)
38	Vince Lococo	6-0	233	FB	R-FR	Louisville, Ky. (Trinity)
39	Taveon Graves	5-5	179	RB	FR	Rineyville, Ky. (North Hardin)
39	Aaron Floyd	5-10	190	CB	SO	Florence, Ky. (Boone County)
40	Kaheem Roach	6-1	186	S	FR	Miramar, Fla. (Miramar)
42	Isaac Stewart	6-2	247	LB	JR	Charlotte, N.C. (Butler)
42	Tyler Polston	6-3	250	TE	SR	Louisville, Ky. (St. Xavier)
43	Damien Smith	6-1	240	LB	SO	Louisville, Ky. (Manual)
43	Jovan Smith	5-10	198	RB	FR	Louisville, Ky. (Trinity)
45	Blanton Creque	5-11	188	K	SO	Shelbyville, Ky. (Collins)
46	Brendan Lowery	6-0	200	LS	SO	Barrington, Ill. (Barrington)
47	Austin Johnson	6-2	198	P	R-FR	Louisville, Ky. (DeSales)
48	Collin Demetrakis	5-9	216	LB	FR	Union, Ky. (Ryle)



2017 LOUISVILLE FOOTBALL NUMERICAL ROSTER

No.	Name	Ht.	Wt.	Pos.	Cl.	Hometown (Previous School)
49	Boosie Whitlow	6-3	240	DL	SO	Opelika, Ala. (Opelika)
49	Tobias Little	6-0	248	FB	R-FR	Atlanta, Ga. (Mays)
50	Jacob Pierce	6-2	240	DL	FR	Ashland, Ky. (Russell)
51	Keon Johnson	6-0	245	LB	FR	Palm Beach Gardens, Fla. (Dwyer)
52	Mitch Hall	6-1	207	LS	FR	Clayton, N.C. (Clayton)
53	Amonte Caban	6-1	254	LB	SO	Smiths, Ala. (Smiths Station)
55	Isaac Martin	6-1	239	LB	FR	Louisville, Ky. (Trinity)
56	Kam Jones	5-11	212	LB	FR	Gwinnett, Ga. (Peachtree Ridge)
57	Dayna Overton	6-3	238	DE	FR	Jeffersonville, Ind. (Jeffersonville)
58	Jonathan Greenard	6-4	245	LB	SO	Hiram, Ga. (Hiram)
59	Caleb Tillman	6-3	279	DL	R-FR	Dothan, Ala. (Northview)
60	Tyler Haycraft	6-3	292	OL	SO	Louisville, Ky. (St. Xavier)
61	Caleb Chandler	6-4	302	OL	FR	Jefferson, Ga. (Jefferson)
62	Derek Dorsey	6-3	283	DL	R-FR	Louisville, Ky. (Manual)
63	Nathan Scheler	6-1	285	OL	SO	Louisville, Ky. (St. Xavier)
64	Tyler Robinson	5-11	347	DL	R-FR	Fort Thomas, Ky. (Highlands)
65	Ronald Rudd	6-5	318	OL	JR	Rialto, Calif. (Chaffey College)
66	Cole Bentley	6-3	317	OL	FR	Belfry, Ky. (Belfry)
68	Danny Burns	6-6	321	OL	JR	Hamilton, Ohio (Fairfield)
69	Chaz Ray	6-3	331	DL	SO	Louisville, Ky. (Fern Creek)
70	Toriano Roundtree	6-7	315	OL	SR	Gainesville, Fla. (Eastern Arizona)
71	Toryque Bateman	6-6	305	OL	FR	Gadsden City, Ala. (Gadsden City)
72	Lukayus McNeil	6-6	324	OL	JR	Indianapolis, Ind. (Decatur Central)
73	Mekhi Becton	6-7	335	OL	FR	Highland Springs, Va. (Highland Springs)
74	Geron Christian	6-6	318	OL	JR	Ocala, Fla. (Trinity Catholic)
75	Robbie Bell	6-5	300	OL	R-FR	Hoschton, Ga. (Mill Creek)
77	Linwood Foy	6-4	312	OL	JR	Los Angeles, Calif. (College of the Canyons)
78	Max Martin	6-3	290	OL	R-FR	Louisville, Ky. (Trinity)
79	Kenny Thomas	6-6	333	OL	JR	Prattville, Ala. (Prattville)
80	Charles Standberry	6-3	243	TE	SR	Montgomery, Ala. (Carver)
81	Emonee Spence	6-3	197	WR	SO	Pembroke Pines, Fla. (Flanagan)
82	Keion Wakefield	5-10	179	WR	R-FR	Louisville, Ky. (Male)
83	Micky Crum	6-4	235	TE	JR	Columbus, Ohio (Hamilton Township)
84	Josh Johnson	5-11	180	WR	FR	Atlanta, Ga. (Woodward Academy)
85	Jordan Davis	6-4	262	TE	SO	Clear Lake, Texas (Clear Lake)
86	Devante Peete	6-6	210	WR	JR	Pompano Beach, Fla. (St. Thomas Aquinas)
87	Dez Fitzpatrick	6-2	200	WR	R-FR	Farmington Hills, Mich. (Waterford Mott)
88	Javonte Bagley	6-3	202	WR	SR	Vero Beach, Fla. (Vero Beach)
89	Jordan Thomas	5-11	155	WR	FR	Lexington, Ky. (Lafayette)
90	De'Asian Richardson	6-3	330	DL	SR	Jacksonville, Fla. (First Coast)
91	Trevon Young	6-4	255	LB	SR	Des Moines, Iowa (Iowa Western CC)
92	Malik Clark	6-2	249	LB	FR	Milledgeville, Ga. (Baldwin)
93	Gary McCrae	6-4	252	LB	JR	Cuthbert, Ga. (Randolph Clay)
94	G.G. Robinson	6-4	302	DL	SO	Lilburn, Ga. (Parkview)
96	Henry Famurewa	6-2	275	LB	JR	Powder Springs, Ga. (McEachern)
97	Nick Okeke	6-3	225	LB	FR	Smyrna, Tenn. (Smyrna)
98	Tabarius Peterson	6-3	250	LB	R-FR	Tucker, Ga. (Tucker)
99	James Hearn	6-3	244	LB	SR	Tallahassee, Fla. (Lincoln)

**Schedule & Results** (Overall: 5-4 | ACC: 2-4 | Home: 2-2 | Away: 2-2 | Neutral: 1-0)

Date	Opponent	Score	Overall	ACC	TV	Attend	Top Passer	Top Rusher	Top Receiver
Sept. 2	vs. Purdue	W, 35-28	1-0	0-0	FOX	42,647	Jackson (30-46-0-378-2)	Jackson (21-107-0)	Ja. Smith (8-117-0)
Sept. 9	at North Carolina*	W, 47-35	2-0	1-0	ESPN	47,000	Jackson (25-39-0-393-3)	Jackson (19-132-3)	Ja. Smith (9-183-1)
Sept. 16	Clemson*	L, 21-47	2-1	1-1	ABC	55,588	Jackson (21-42-1-317-3)	Jackson (17-64-0)	Ja. Smith (579-1)
Sept. 23	Kent State	W, 42-3	3-1	1-1	RSN*	47,812	Jackson (18-22-2-299-2)	Williams (9-47-2)	Dawkins (4-75-1)
Sept. 30	Murray State	W, 55-10	4-1	1-1	RSN	47,826	Jackson (18-26-0-249-3)	Jackson (7-100-1)	Reed (4-94-0)
Oct. 5	at NC State*	L, 25-39	4-2	1-2	ESPN	56,107	Jackson (26-47-1-354-1)	Jackson (19-73-2)	Fitzpatrick (10-134-0)
Oct. 14	Boston College*	L, 42-45	4-3	1-3	ACC Net.	44,679	Jackson (19-39-1-332-2)	Jackson (22-180-3)	Fitzpatrick (7-127-1)
Oct. 21	at Florida State*	W, 31-28	5-3	2-3	ESPN	72,674	Jackson (13-21-0-156-1)	Jackson (23-178-1)	Ja. Smith (5-49-0)
Oct. 28	at Wake Forest*	L, 32-42	5-4	2-4	ACC Net.	29,593	Jackson (27-44-1-330-1)	Jackson (27-161-3)	Ja. Smith (6-73-0)
Nov. 11	Virginia*								
Nov. 18	Syracuse*								
Nov. 25	at Kentucky								

TEAM STATISTICS

	LOU	OPP
SCORING	330	277
Points Per Game	36.7	30.8
Points Off Turnovers	37	55
FIRST DOWNS	246	185
Rushing	104	71
Passing	127	104
Penalty	15	10
RUSHING YARDAGE	1944	1359
Yards gained rushing	2126	1623
Yards lost rushing	182	264
Rushing Attempts	328	343
Average Per Rush	5.9	4.0
Average Per Game	216.0	151.0
TDs Rushing	22	15
PASSING YARDAGE	3000	2332
Comp-Att-Int	217-356-6	173-276-7
Average Per Pass	8.4	8.4
Average Per Catch	13.8	13.5
Average Per Game	333.3	259.1
TDs Passing	19	17
TOTAL OFFENSE	4944	3691
Total Plays	684	619
Average Per Play	7.2	6.0
Average Per Game	549.3	410.1
KICK RETURNS: #-Yards	20-388	37-733
PUNT RETURNS: #-Yards	16-79	17-108
INT RETURNS: #-Yards	7-142	6-106
KICK RETURN AVERAGE	19.4	19.8
PUNT RETURN AVERAGE	4.9	6.4
INT RETURN AVERAGE	20.3	17.7
FUMBLES-LOST	10-9	16-7
PENALTIES-Yards	53-417	41-408
Average Per Game	46.3	45.3
PUNTS-Yards	34-1469	44-2027
Average Per Punt	43.2	46.1
Net punt average	38.9	42.0
KICKOFFS-Yards	60-3657	50-3101
Average Per Kick	61.0	62.0
Net kick average	40.0	40.8
TIME OF POSSESSION/Game	30:34	29:26
3RD-DOWN Conversions	57/127	52/123
3rd-Down Pct	45%	42%
4TH-DOWN Conversions	10/19	8/13
4th-Down Pct	53%	62%
SACKS BY-Yards	17-127	24-119
MISC YARDS	7	0
TOUCHDOWNS SCORED	43	37
FIELD GOALS-ATTEMPTS	11-12	6-11
ON-SIDE KICKS	0-2	0-1
RED-ZONE SCORES	(35-41) 85%	(24-27) 89%
RED-ZONE TOUCHDOWNS	(26-41) 63%	(20-27) 74%
PAT-ATTEMPTS	(37-38) 97%	(35-36) 97%
ATTENDANCE	195905	205464
Games/Avg Per Game	4/48976	4/51366
Neutral Site Games		1/42647

SCORE BY QUARTERS

	1st	2nd	3rd	4th
Total				
LOUISVILLE	83	72	70	105
Opponents	52	74	70	81

RUSHING

	GP	Att	Gain	Loss	Net	Avg	TD	Long	Avg.
Jackson, Lam.	9	163	1159	130	1029	6.3	14	55	114.3
Bonnafon, Reg.	9	69	343	11	332	4.8	4	64	36.9
Williams, Mal.	7	41	288	14	274	6.7	2	74	39.1
Smith, Trey	8	14	78	0	78	5.6	0	15	9.8
Wilson, Col.	3	6	69	0	69	11.5	0	21	23.0
Samuel, Tra.	9	4	46	0	46	11.5	0	15	5.1
Williams, Dae	2	6	43	0	43	7.2	1	25	21.5
Pass, Jaw.	3	11	55	21	34	3.1	1	34	11.3
Trotter, Har.	4	3	26	2	24	8.0	0	13	6.0
Little, Tob.	5	3	11	1	10	3.3	0	10	2.0
Smith, Jer.	1	5	8	0	8	1.6	0	5	8.0
TEAM	5	3	0	3	-3	-1.0	0	0	-0.6
Total.....	9	328	2126	182	1944	5.9	22	74	216.0
Opponents.....	9	343	1623	264	1359	4.0	15	81	151.0

PASSING

	G	Effic	Cmp-Att-Int	Pct	Yds	TD	Lng	Avg.
Jackson, Lam.	9	147.32	197-326-6	60.4	2808	18	78	312.0
Pass, Jaw.	3	135.96	20-29-0	69.0	192	1	31	64.0
Bonnafon, Reg.	9	0.00	0-1-0	0.0	0	0	0	0.0
Total.....	9	145.98	217-356-6	61.0	3000	19	78	333.3
Opponents.....	9	148.91	173-276-7	62.7	2332	17	79	259.1

RECEIVING

	G	No.	Yds	Avg	TD	Long	Avg/G
Smith, Jay.	6	39	619	15.9	2	75	103.2
Fitzpatrick, De	9	39	610	15.6	7	48	67.8
Dawkins, Set.	8	29	462	15.9	3	65	57.8
Standberry, Ch.	9	21	241	11.5	3	25	26.8
Bonnafon, Reg.	9	19	121	6.4	0	21	13.4
Samuel, Tra.	9	17	274	16.1	0	78	30.4
Williams, Mal.	7	13	129	9.9	0	28	18.4
Crum, Mic.	8	8	99	12.4	0	21	12.4
Reed, Cor.	8	7	135	19.3	0	57	16.9
Averett, Kem.	6	5	53	10.6	1	22	8.8
Spence, Emo.	2	5	48	9.6	0	15	24.0
Davis, Jor.	8	4	88	22.0	1	69	11.0
Bagley, Jav.	5	4	43	10.8	2	16	8.6
Johnson, Jos.	6	3	52	17.3	0	31	8.7
Wilson, Col.	3	2	15	7.5	0	8	5.0
Williams, Dae	2	1	7	7.0	0	7	3.5
Smith, Trey	8	1	4	4.0	0	4	0.5
Total.....	9	217	3000	13.8	19	78	333.3
Opponents.....	9	173	2332	13.5	17	79	259.1

PUNTING

	No.	Yds	Avg	Long	TB	FC	I20	+50	BI
King, Mas.	33	1442	43.7	58	2	8	7	8	0
TEAM	1	27	27.0	27	0	0	0	0	1
Total.....	34	1469	43.2	58	2	8	7	8	1
Opponents.....	44	2027	46.1	66	5	8	21	14	0



INTERCEPTIONS

	No.	Yds	Avg	TD	Long
Washington, Tru	3	81	27.0	1	37
Smith, TreS.	2	0	0.0	0	0
Williams, Chu.	1	0	0.0	0	0
Thomas, Sta.	1	61	61.0	1	61
Total	7	142	20.3	2	61
Opponents	6	106	17.7	2	44

PUNT RETURNS

	No.	Yds	Avg	TD	Long
Yeast, Rus.	10	33	3.3	0	21
Bonnafon, Reg.	4	37	9.2	0	33
Alexander, Jai.	1	6	6.0	0	6
Smith, Jay.	1	3	3.0	0	3
Total	16	79	4.9	0	33
Opponents	17	108	6.4	0	32

KICK RETURNS

	No.	Yds	Avg	TD	Long
Samuel, Tra.	9	158	17.6	0	35
Dawkins, Set.	9	205	22.8	0	43
Standberry, Ch.	1	12	12.0	0	12
Trotter, Har.	1	13	13.0	0	13
Alexander, Jai.	0	0	0.0	0	0
Total	20	388	19.4	0	43
Opponents	37	733	19.8	1	94

FIELD GOALS

	FG-A	Pct	01-19	20-29	30-39	40-49	50-99	Lg	Blk
Creque, Bla.	11-12	91.3	1-1	2-2	6-6	2-3	0-0	48	0

KICKOFFS

	No.	Yds	Avg	TB	OB	Retn	Net	YdLn
Creque, Bla.	58	3546	61.1	20	3			
Johnson, Aus.	2	111	55.5	1	0			
Total	60	3657	61.0	21	3	733	40.0	25
Opponents	50	3101	62.0	27	3	388	40.8	24

SCORING

	TD	FGs	Kick	Rush	----- PATs -----				Saf	Points
					Rcv	Pass	DXP			
Jackson, Lam.	14	0-0	0-0	0-1	0	1-4	0	0	0	84
Creque, Bla.	0	11-12	37-38	0-0	0	0-0	0	0	0	70
Fitzpatrick, De	7	0-0	0-0	0-0	0	0-0	0	0	0	42
Bonnafon, Reg.	4	0-0	0-0	0-0	0	0-0	0	0	0	24
Standberry, Ch.	3	0-0	0-0	0-0	0	0-0	0	0	0	18
Dawkins, Set.	3	0-0	0-0	0-0	0	0-0	0	0	0	18
Smith, Jay.	2	0-0	0-0	0-0	1	0-0	0	0	0	14
Williams, Mal.	2	0-0	0-0	0-0	0	0-0	0	0	0	12
Bagley, Jav.	2	0-0	0-0	0-0	0	0-0	0	0	0	12
Davis, Jor.	1	0-0	0-0	0-0	0	0-0	0	0	0	6
Thomas, Sta.	1	0-0	0-0	0-0	0	0-0	0	0	0	6
Williams, Dae	1	0-0	0-0	0-0	0	0-0	0	0	0	6
Pass, Jaw.	1	0-0	0-0	0-0	0	0-0	0	0	0	6
Washington, Tru	1	0-0	0-0	0-0	0	0-0	0	0	0	6
Averett, Kem.	1	0-0	0-0	0-0	0	0-0	0	0	0	6
Total	43	11-12	37-38	0-1	1	1-4	0	0	0	330
Opponents	37	6-11	35-36	0-0	1	1-1	0	0	0	277

TOTAL OFFENSE

	G	Plays	Rush	Pass	Total	Avg/G
Jackson, Lam.	9	489	1029	2808	3837	426.3
Bonnafon, Reg.	9	70	332	0	332	36.9
Williams, Mal.	7	41	274	0	274	39.1
Pass, Jaw.	3	40	34	192	226	75.3
Smith, Trey	8	14	78	0	78	9.8
Wilson, Col.	3	6	69	0	69	23.0
Samuel, Tra.	9	4	46	0	46	5.1
Williams, Dae	2	6	43	0	43	21.5
Trotter, Har.	4	3	24	0	24	6.0
Little, Tob.	5	3	10	0	10	2.0
Smith, Jer.	1	5	8	0	8	8.0
TEAM	5	3	-3	0	-3	-0.6
Total	9	684	1944	3000	4944	549.3
Opponents	9	619	1359	2332	3691	410.1

ALL-PURPOSE

	G	Rush	Rec	PR	KOR	IR	Tot	Avg/G
Jackson, Lam.	9	1029	0	0	0	0	1029	114.3
Dawkins, Set.	8	0	462	0	205	0	667	83.4
Smith, Jay.	6	0	619	3	0	0	622	103.7
Fitzpatrick, De	9	0	610	0	0	0	610	67.8
Bonnafon, Reg.	9	332	121	37	0	0	490	54.4
Samuel, Tra.	9	46	274	0	158	0	478	53.1
Williams, Mal.	7	274	129	0	0	0	403	57.6
Standberry, Ch.	9	0	241	0	12	0	253	28.1
Reed, Cor.	8	0	135	0	0	0	135	16.9
Crum, Mic.	8	0	99	0	0	0	99	12.4
Davis, Jor.	8	0	88	0	0	0	88	11.0
Wilson, Col.	3	69	15	0	0	0	84	28.0
Smith, Trey	8	78	4	0	0	0	82	10.2
Washington, Tru	9	0	0	0	0	81	81	9.0
Thomas, Sta.	6	0	0	0	0	61	61	10.2
Averett, Kem.	6	0	53	0	0	0	53	8.8
Johnson, Jos.	6	0	52	0	0	0	52	8.7
Williams, Dae	2	43	7	0	0	0	50	25.0
Spence, Emo.	2	0	48	0	0	0	48	24.0
Bagley, Jav.	5	0	43	0	0	0	43	8.6
Trotter, Har.	4	24	0	0	13	0	37	9.2
Pass, Jaw.	3	34	0	0	0	0	34	11.3
Yeast, Rus.	9	0	0	33	0	0	33	3.7
Alexander, Jai.	3	0	0	6	0	0	13	4.3
Little, Tob.	5	10	0	0	0	0	10	2.0
Smith, Jer.	1	8	0	0	0	0	8	8.0
TEAM	5	-3	0	0	0	0	-3	-0.6
Total	9	1944	3000	79	388	142	5560	617.8
Opponents	9	1359	2332	108	733	106	4638	515.3



DEFENSIVE STATISTICS

		GP	Solo	Ast	Total	TFL/Yds	Sacks	Int-Yds	BrUp	QBH	Rcv-Yds	FF	Blk	Saf
24	Cannon, Zyk.	9-8	36	23	59	2.0-6	.	.	2	2
17	Etheridge, Dor.	9-9	28	26	54	2.5-4	.	.	2	.	1-0	.	.	.
22	Williams, Chu.	9-9	32	21	53	.	.	1-0	4	.	.	3	.	.
91	Young, Tre.	9-9	24	19	43	8.0-25	2.5-13	.	4	5	.	.	1	.
32	Thomas, Sta.	6-6	19	18	37	5.5-18	1.0-5	1-61	3	1	1-0	.	.	.
58	Greenard, Jon.	9-3	21	15	36	11.5-81	5.0-58	.	1	5	.	1	.	.
30	Pass, Kha.	9-5	20	11	31	3.0-16	.	.	1	1	.	1	.	.
99	Hearns, Jam.	9-6	19	11	30	7.5-26	3.0-17	.	2	1	1-0	.	.	.
20	Walker, Ron.	9-2	20	8	28	1.0-1	.	.	2
15	Washington, Tru	9-8	18	8	26	1.0-8	1.0-8	3-81	5
94	Robinson, G.G.	9-5	8	18	26	3.0-6	.	.	1
42	Stewart, Isa.	9-2	15	10	25	2.0-4	.	.	.	1	.	1	.	.
11	Smith, Dee	8-2	15	10	25	1
4	Smith, TreS.	9-2	16	9	25	4.0-15	1.0-8	2-0
90	Richardson, De.	9-8	9	12	21	1.0-1
6	Yeast, Rus.	9-6	12	6	18	1.0-3	.	.	1
96	Famurewa, Hen.	9-3	9	8	17	3.0-13	2.0-9	.	.	.	1-0	.	.	.
9A	Avery, C.J.	9-1	7	8	15	0.5-1	1-4	.	.	.
98	Peterson, Tab.	9-0	6	7	13	.	.	.	1	.	.	1	.	.
21	Iakopo, Lon.	9-1	6	6	12	1.5-9	1.0-9
14	Bailey, Dre.	7-2	2	5	7	.	0.5-0	1	.
35	Thomas, Lam.	9-0	5	2	7	1-0	.	.	.
62	Dorsey, Der.	8-0	2	4	6	1
53	Caban, Amo.	6-0	4	2	6
10	Alexander, Jai.	3-2	1	4	5
52	Hall, Mit.	9-0	1	2	3
3	Sturghill, Cor.	4-0	3	.	3
33	Wilson, Col.	3-0	1	1	2
31	Staples, Mal.	3-0	1	1	2
2	Reed, Cor.	9-0	1	1	2
43	Smith, Dami.	7-0	1	.	1
1	Samuel, Tra.	9-4	1	.	1
80	Standberry, Ch.	9-7	1	.	1
8	Jackson, Lam.	9-9	1	.	1
TM	TEAM	5-0	1-0	.	.	.
Total.....		9-0	365	276	641	58-237	17-127	7-142	29	18	7-4	7	2	.
Opponents.....		9-0	401	236	637	48.0-174	24-119	6-106	34	23	9-119	8	2	.

GAME EXPERIENCE

Player	'17	'16	'15	'14	Tot	Player	'17	'16	'15	'14	Tot	Player	'17	'16	'15	'14	Tot
Jaire Alexander	3	13	11	-	28	James Hearns	9	12	12	-	33	Nathan Scheler	3	7	-	-	10
Kemari Averett	6	-	-	-	6	London Iakopo	9	4	-	-	13	Damien Smith	6	8	-	-	14
C.J. Avery	9	-	-	-	9	Lamar Jackson	9	13	12	-	34	Dee Smith	8	12	6	-	26
Javonte Bagley	5	8	12	4	29	Anthony Johnson	-	-	-	-	-	Jaylen Smith	6	13	13	-	32
Drew Bailey	7	13	13	-	33	Austin Johnson	2	-	-	-	2	Jeremy Smith	1	13	11	-	25
Mekhi Becton	9	-	-	-	9	Josh Johnson	6	-	-	-	6	TreSean Smith	9	-	-	-	9
Robbie Bell	9	-	-	-	9	Kam Jones	-	-	-	-	-	Trey Smith	8	7	-	-	15
Cole Bentley	2	-	-	-	2	Mason King	9	13	-	-	22	Emonée Spence	2	-	7	-	9
P.J. Blue	-	-	-	-	-	Tobias Little	5	-	-	-	5	Charles Standberry	9	11	13	13	46
Reggie Bonnafon	9	13	11	10	43	Vince Lococo	1	-	-	-	1	Malik Staples	3	13	-	-	16
Danny Burns	1	1	-	-	2	Brendan Lowery	1	-	-	-	1	Isaac Stewart	9	13	13	-	35
Amonte Caban	6	13	-	-	19	Justin Marshall	-	-	-	-	-	Lyn Strange	4	-	-	-	4
Zykiesis Cannon	9	12	10	9	40	Max Martin	1	-	-	-	1	Cornelius Sturghill	4	-	7	-	11
Caleb Chandler	2	-	-	-	2	Gary McCrae	4	2	-	-	6	Taylor-Yamonoha	1	-	-	-	1
Geron Christian	9	13	13	-	35	Lukayus McNeil	9	13	12	-	34	Jordan Thomas	-	-	-	-	-
Blanton Cregue	9	12	-	-	21	Evan O'Hara	-	6	-	-	6	Kenny Thomas	9	12	7	-	28
Micky Crum	8	8	12	-	28	Rodney Owens	-	-	-	-	-	Lamarques Thomas	9	2	-	-	11
Jordan Davis	8	-	-	-	8	Khane Pass	9	12	-	-	21	Stacy Thomas	6	13	13	13	45
Seth Dawkins	8	12	-	-	20	Jawon Pass	3	-	-	-	3	Caleb Tillman	3	-	-	-	3
Derek Dorsey	8	-	-	-	8	Devante Peete	-	13	-	-	13	Harry Trotter	4	-	-	-	4
Jack Duane	1	-	-	-	1	Tabarius Peterson	9	-	-	-	9	Ronald Walker	9	12	-	-	21
Dorian Etheridge	9	-	-	-	9	Tyler Polston	4	-	4	-	8	Tru. Washington	9	12	13	8	42
Henry Famurewa	9	9	-	1	19	Corey Reed	8	-	-	-	8	Chucky Williams	9	13	13	10	45
Dez Fitzpatrick	9	-	-	-	9	D. Richardson	9	13	-	-	22	Dae Williams	2	-	-	-	2
Linwood Foy	3	4	-	-	7	G.G. Robinson	9	10	-	-	19	Malik Williams	7	11	-	-	18
Jonathan Greenard	9	12	-	-	21	Toriano Roundtree	3	13	-	-	16	Colin Wilson	3	-	-	-	3
Mitch Hall	9	-	-	-	9	Ronald Rudd	-	-	-	-	-	Russ Yeast	9	-	-	-	9
Tyler Haycraft	7	6	-	-	13	Traveon Samuel	9	13	13	-	35	Trevon Young	9	-	12	11	32



OFFENSIVE STARTERS

OPPONENT	LT	LG	C	RG	RT	WR/TE	WR/TE	WR	WR/RB	RB	QB
Purdue	Christian	Thomas	Bell	McNeil	Becton	Standberry	Samuel	Ja. Smith	Dawkins	Bonnafon	Jackson
North Carolina	Christian	Thomas	Bell	McNeil	Becton	Standberry	Davis	Ja. Smith	Dawkins	Bonnafon	Jackson
Clemson	Christian	Thomas	Bell	McNeil	Becton	Standberry	Samuel	Ja. Smith	Dawkins	M. Williams	Jackson
Kent State	Christian	Thomas	Bell	McNeil	Becton	Standberry	Davis	Fitzpatrick	Dawkins	Bonnafon	Jackson
Murray State	Christian	Thomas	Bell	McNeil	Becton	Standberry	Davis	Fitzpatrick	Dawkins	Bonnafon	Jackson
NC State	Christian	Thomas	Bell	McNeil	Becton	Standberry	Crum	Fitzpatrick	Dawkins	Bonnafon	Jackson
Boston College	Christian	Thomas	Bell	McNeil	Becton	Crum	Samuel	Ja. Smith	Fitzpatrick	Bonnafon	Jackson
Florida St.	Christian	Thomas	Bell	McNeil	Becton	Crum	Standberry	Ja. Smith	Fitzpatrick	Bonnafon	Jackson
Wake Forest	Christian	Thomas	Bell	McNeil	Becton	Samuel	Fitzpatrick	Ja. Smith	Ma. Williams	Bonnafon	Jackson
Virginia											
Syracuse											
Kentucky											

DEFENSIVE STARTERS

OPPONENT	LE	NT	DT	OLB/DE	ILB	ILB	OLB/S	CB	S	S	CB
Purdue	Hearns	Richardson	Bailey	Young	Thomas	Etheridge	Pass	Alexander	Cannon	Williams	Washington
North Carolina	Hearns	Richardson	Bailey	Young	Thomas	Etheridge	Pass	Walker	Cannon	Williams	Washington
Clemson	Hearns	Richardson	Robinson	Young	Thomas	Etheridge	Pass	Walker	Cannon	Williams	Washington
Kent State	Hearns	Richardson	Famurewa	Young	Iakopo	Etheridge	Avery	Yeast	Cannon	Williams	Washington
Murray State	Hearns	Richardson	Famurewa	Young	Thomas	Etheridge	Pass	Yeast	Cannon	Williams	Washington
NC State	Hearns	Richardson	Robinson	Young	Thomas	Etheridge	Pass	Yeast	Cannon	Williams	Washington
Boston College	Greenard	Famurewa	Robinson	Young	Stewart	Etheridge	Dee Smith	Yeast	TreS. Smith	Williams	Alexander
Florida St.	Greenard	Richardson	Robinson	Young	Stewart	Etheridge	Dee Smith	Yeast	Cannon	Williams	Washington
Wake Forest	Greenard	Richardson	Robinson	Young	Thomas	Etheridge	TreS. Smith	Yeast	Cannon	Williams	Washington
Virginia											
Syracuse											
Kentucky											

STARTING EXPERIENCE

Player	'14	'15	'16	'17	Tot	Player	'14	'15	'16	'17	Tot	Player	'14	'15	'16	'17	Tot
Geron Christian	1	13	13	9	35	De'Asian Richardson	1	0	3	8	12	Jordan Davis	-	-	-	3	3
Chucky Williams	-	12	13	9	34	Micky Crum	-	6	1	3	10	Henry Famurewa	-	-	-	3	3
Trumaine Washington	0	12	11	8	31	Mekhi Becton	-	-	-	9	9	Ronald Walker	-	-	1	2	3
Lamar Jackson	-	8	13	9	30	Robbie Bell	-	-	-	9	9	TreSean Smith	-	-	-	2	2
Lukayus McNeil	-	9	12	9	30	Dorian Etheridge	-	-	-	9	9	Isaac Stewart	-	0	0	2	2
Reggie Bonnafon	5	2	8	8	23	Seth Dawkins	-	-	2	6	8	Jeremy Smith	-	0	2	0	2
Jaylen Smith	-	10	5	6	21	Charles Standberry	1	0	0	7	8	Malik Williams	-	-	-	2	2
James Hearns	-	0	12	6	18	Traveon Samuel	0	1	2	4	7	C.J. Avery	-	-	-	1	1
Zykiesis Cannon	0	1	10	8	19	Khane Pass	-	-	1	5	6	London Iakopo	-	-	-	1	1
Stacy Thomas	0	0	11	6	17	Dee Smith	-	0	4	2	6						
Trevon Young	-	8	-	9	17	Russ Yeast	-	-	-	6	6						
Jaire Alexander	-	1	13	2	16	Dez Fitzpatrick	-	-	-	6	6						
Drew Bailey	-	-	12	2	14	G.G. Robinson	-	-	-	5	5						
Kenny Thomas	-	4	1	9	14	Jonathan Greenard	-	-	1	3	4						



TEAM GAME-BY-GAME STATISTICS

	Score	First Downs	Rushing No-Yds-TD	Passing C-A-I-Yds-TD	Total Off. Plays-Yds	Punts No.-Avg.	Fumbles No.-Lost	Penalties No.-Yds	KO Ret. No.-Yds	Punt Ret. No.-Yds	Int. No.-Yds	3rd-Dwn Conversn	TOP	TO
Purdue	28	25	21-51-0	33-57-3-293-4	78-344	5-48.6	2-1	6-69	6-80	2-9	0-0	5-14	28:09	4
LOUISVILLE	35	27	33-146-1	30-46-0-378-2	79-524	4-39.8	3-3	16-110	2-62	3-39	3-61	7-16	31:51	3
North Carolina	35	20	23-17-1	29-38-0-384-3	61-401	4-214	2-0	5-50	7-219	0-0	0-0	3-10	24:04	0
LOUISVILLE	47	35	44-312-3	25-39-0-393-3	83-705	1-36	0-0	6-61	2-35	1-8	0-0	9-15	35:56	0
Clemson	47	25	48-297-4	23-33-0-316-1	81-613	4-207	0-0	4-30	2-30	3-9	1-44	9-17	35:32	0
LOUISVILLE	21	21	27-116-0	21-42-1-317-3	69-433	8-350	0-0	4-35	5-105	1-3	0-0	5-16	24:28	1
Kent State	3	11	54-139-0	2-5-1-11-0	59-150	8-369	2-2	5-45	3-44	0-0	2-13	5-15	36:42	3
LOUISVILLE	42	23	27-165-3	23-30-2-374-2	57-539	1-45	2-2	4-30	0-0	3-8	1-37	4-10	23:18	4
Murray State	10	5	22-19-0	10-21-0-61-0	43-80	9-421	1-1	4-59	6-97	1-0	0-0	2-12	22:09	1
LOUISVILLE	55	38	46-312-3	32-45-0-364-4	91-676	1-45	2-2	7-69	2-25	5-24	0-0	7-13	37:51	2
NC State	39	23	39-153-3	20-32-0-367-1	71-520	3-135	2-1	6-50	4-105	2-3	1-25	5-12	30:33	1
LOUISVILLE	25	25	29-116-2	26-48-1-354-1	77-470	5-203	0-0	10-69	3-71	0-0	0-0	9-16	29:27	1
Boston College	45	27	59-364-5	12-25-1-191-1	87-555	6-235	2-0	1-10	3-63	4-64	1-24	9-18	30:30	1
LOUISVILLE	42	25	36-293-4	19-39-1-332-2	75-625	6-286	1-1	4-30	3-47	1-(1)	1-0	5-15	29:30	2
Florida State	28	23	38-155-1	16-28-2-248-2	66-403	3-126	2-1	4-40	2-45	3-18	0-0	6-12	31:10	3
LOUISVILLE	31	22	44-293-3	13-21-0-156-1	65-449	3-149	1-1	2-13	1-12	1-0	2-44	5-10	28:50	1
Wake Forest	42	26	39-164-1	28-34-0-461-5	73-625	2-77	3-1	6-55	4-50	2-5	1-0	8-13	26:01	1
LOUISVILLE	32	30	42-191-3	28-46-1-332-1	88-523	5-196	1-0	0-0	2-31	1-(2)	0-0	6-16	33:59	1

TURNOVERS/OPENING DRIVES

LOUISVILLE GIVEAWAY/TAKEAWAY

Game	Fum	Int	Tot	Fum	Int	Tot	Dif.
Purdue	2	0	2	1	3	4	+2
North Carolina	0	0	0	0	0	0	+2
Clemson	0	1	1	0	0	0	+1
Kent State	2	2	4	2	1	3	0
Murray State	2	0	2	1	0	1	-1
NC State	0	1	1	1	0	1	-1
Boston College	1	1	2	0	1	1	-2
Florida State	1	0	1	1	2	3	0
Wake Forest	0	1	1	1	0	1	0

FUMBLES

Name	Fumbles-Lost
Jackson, L., QB	4-3
Smith, Jay., WR	2-2
Johnson, J., WR	1-1
Reed, C., WR	1-1
Smith, Jer., RB	1-1
TEAM	1-1

CARDS ON OPENING DRIVES

Game	1st Half	Second Half
Purdue	Fumble	Field Goal
North Carolina	Field Goal	Touchdown
Clemson	Punt	Interception
Kent State	Touchdown	Interception
Murray State	Touchdown	Fumble
NC State	Punt	Field Goal
Boston College	Touchdown	Punt
Florida State	Touchdown	Touchdown
Wake Forest	Punt	Punt

CARDS ON OPENING DEFENSE DRIVES

Game	1st Half	Second Half
Purdue	Punt	Punt
North Carolina	Touchdown	Punt
Clemson	Touchdown	Punt
Kent State	Punt	Fumble
Murray State	Punt	Touchdown
NC State	Fumble	Missed FG
Boston College	Punt	Missed FG
Florida State	Touchdown	Missed FG
Wake Forest	Touchdown	Fumble

CARDS ON COIN FLIPS

Game	Flip	Result
Purdue	Won (O)	W, 35-28
North Carolina	Won (O)	W, 47-35
Clemson	Lost (O)	L, 21-47
Kent State	Lost (O)	W, 42-3
Murray State	Lost (D)	W, 55-10
NC State	Lost (O)	L, 25-39
Boston College	Lost (O)	L, 42-45
Florida State	Won (O)	W, 31-28
Wake Forest	Won (O)	L, 32-42



INDIVIDUAL GAME-BY-GAME STATISTICS

PASSING

#8 Jackson, L.	Att	Comp	Int	Pct	Yards	TD	Long	Sack	Yds	Effic
Purdue	46	30	0	65.2	378	2	39	0	0	148.6
North Carolina	39	25	0	64.1	393	3	75	2	7	174.1
Clemson	42	21	1	50.0	317	3	78	5	23	132.2
Kent State	22	18	2	81.8	299	2	69	1	7	207.8
Murray State	26	18	0	69.2	249	3	57	0	0	187.8
NC State	47	26	1	55.3	354	1	65	4	24	121.4
Boston College	39	19	1	48.7	332	2	48	0	0	132.0
Florida State	21	13	0	61.9	156	1	26	2	6	140.0
Wake Forest	44	27	1	61.4	330	1	26	6	31	127.3
TOTALS	326	197	6	60.4	2808	18	78	20	98	147.3

PASSING

#4 Pass, J.	Att	Comp	Int	Pct	Yards	TD	Long	Sack	Yds	Effic
Kent State	8	5	0	62.5	75	0	31	0	0	141.2
Murray State	19	14	0	73.7	115	1	18	3	19	141.9
Wake Forest	2	1	0	50.0	2	0	2	1	2	58.4
TOTALS	29	20	0	69.0	192	1	31	4	21	136.0

PASSING

#7 Bonnafon, R.	Att	Comp	Int	Pct	Yards	TD	Long	Sack	Yds	Effic
NC State	1	0	0	0.0	0	0	0	0	0	0.0
TOTALS	1	0	0	0.0	0	0	0	0	0	0.0

RUSHING	No-Yds/TD	PU	UNC	CLE	KEN	MUR	NCST	BC	FSU	WF	VA	SYR	UK
Jackson, Lam.	163-1029/14	21-107/0	19-132/3	17-64/0	8-34/1	7-100/1	19-73/2	22-180/3	23-178/1	27-161/3			
Bonnafon, Reg.	69-332/4	6-33/1	10-22/0	4-17/0	3-18/0	4-26/1	4-13/0	12-107/1	16-74/1	10-22/0			
Williams, Mal.	41-274/2	-	13-149/0	6-35/0	9-47/2	5-13/0	6-30/0	DNP	DNP	2-0/0			
Smith, Trey	14-78/0	-	-	-	1-5/0	11-67/0	DNP	2-6/0	-	-			
Wilson, Col.	6-69/0	DNP	DNP	-	3-33/0	3-36/0	DNP	DNP	DNP	DNP			
Samuel, Tra.	4-46/0	-	1-10/0	-	1-15/0	1-13/0	-	-	-	1-8/0			
Williams, Dae	6-43/1	DNP	DNP	DNP	DNP	DNP	DNP	DNP	5-41/1	1-2/0			
Pass, Jaw.	11-34/1	DNP	DNP	DNP	1-0/0	9-36/1	DNP	DNP	DNP	1-2/0			
Trotter, Har.	3-24/0	DNP	DNP	-	1-13/0	2-11/0	DNP	-	DNP	-			
Little, Tob.	3-10/0	DNP	DNP	DNP	-	3-10/0	DNP	-	-	-			
Smith, Jer.	5-8/0	5-8/0	DNP	DNP	DNP	DNP	DNP	DNP	DNP	DNP			
TEAM	3-3/0	1-2/0	1-1/0	DNP	DNP	1-0/0	-	DNP	DNP	-			

RECEIVING	No-Yds/TD	PU	UNC	CLE	KEN	MUR	NCST	BC	FSU	WF	VA	SYR	UK
Smith, Jay.	39-619/2	8-117/0	9-183/1	5-79/1	DNP	DNP	DNP	6-118/0	5-49/0	6-73/0			
Fitzpatrick, De	39-610/7	4-95/1	4-78/2	2-38/1	2-24/0	4-45/2	10-134/0	7-127/1	1-13/0	5-56/0			
Dawkins, Set.	29-462/3	4-56/0	3-45/0	4-28/0	4-75/1	3-34/0	5-133/1	DNP	1-26/1	5-65/0			
Samuel, Tra.	17-274/0	5-55/0	1-6/0	2-100/0	-	2-26/0	1-2/0	-	1-13/0	5-72/0			
Standberry, Ch.	21-241/3	2-12/0	1-15/0	4-34/1	2-19/0	4-43/1	2-20/0	2-38/0	2-34/0	2-26/1			
Reed, Cor.	7-135/0	-	-	-	-	4-94/0	3-41/0	-	-	-			
Williams, Mal.	13-129/0	2-17/0	2-18/0	3-36/0	4-43/0	1-6/0	1-9/0	DNP	DNP	-			
Bonnafon, Reg.	19-121/0	3-5/0	3-21/0	-	2-30/0	2-19/0	3-7/0	1-3/0	2-14/0	3-22/0			
Crum, Mic.	8-99/0	1-18/0	1-21/0	1-2/0	DNP	3-30/0	1-8/0	1-20/0	-	-			
Davis, Jor.	4-88/1	1-3/1	1-6/0	-	1-69/0	1-10/0	DNP	-	-	-			
Averett, Kem.	5-53/1	DNP	DNP	DNP	-	2-13/0	-	1-22/1	-	2-18/0			
Johnson, Jos.	3-52/0	DNP	-	DNP	2-48/0	-	DNP	1-4/0	-	-			
Spence, Emo.	5-48/0	DNP	DNP	DNP	3-27/0	2-21/0	DNP	DNP	DNP	DNP			
Bagley, Jav.	4-43/2	DNP	DNP	DNP	2-31/1	2-12/1	DNP	-	-	-			
Wilson, Col.	2-15/0	DNP	DNP	-	1-8/0	1-7/0	DNP	DNP	DNP	DNP			
Williams, Dae	1-7/0	DNP	DNP	DNP	DNP	DNP	DNP	DNP	1-7/0	-			
Smith, Trey	1-4/0	-	-	-	-	1-4/0	DNP	-	-	-			



INDIVIDUAL GAME-BY-GAME STATISTICS

TACKLES	UA-A	TOT	PU	UNC	CLE	KEN	MUR	NCST	BC	FSU	WF	VA	SYR	UK
Cannon, Zyk.	36-23	59	7-2	4-1	6-3	1-4	2-2	3-2	4-4	2-2	7-3			
Etheridge, Dor.	28-26	54	1-1	4-4	1-1	4-5	1-1	1-5	9-5	3-2	4-2			
Williams, Chu.	32-21	53	6-0	2-1	5-0	0-1	2-3	3-4	6-7	2-1	6-4			
Young, Tre.	24-19	43	1-2	4-1	3-2	4-2	5-0	3-5	0-2	3-2	1-3			
Thomas, Sta.	19-18	37	2-4	1-3	5-5	DNP	4-1	0-2	DNP	DNP	7-3			
Greenard, Jon.	21-15	36	2-3	3-1	3-1	2-1	2-1	2-2	5-4	1-1	1-1			
Pass, Kha.	20-11	31	5-1	3-1	3-2	2-1	0-2	4-2	2-0	0-1	1-1			
Hearns, Jam.	19-11	30	1-2	3-1	6-2	3-2	-	2-1	2-0	2-2	0-1			
Walker, Ron.	20-8	28	5-1	5-2	6-1	-	1-2	1-1	-	1-0	1-1			
Washington, Tru	18-8	26	5-1	3-1	3-1	2-1	-	1-1	0-1	1-2	3-0			
Robinson, G.G.	8-18	26	1-2	-	1-1	2-3	0-3	1-5	2-1	1-3	-			
Smith, Dee	15-10	25	0-1	1-0	3-2	2-0	1-1	1-2	5-2	2-2	DNP			
Smith, TreS.	16-9	25	1-0	3-0	0-1	2-1	0-2	0-1	5-1	3-1	2-2			
Stewart, Isa.	15-10	25	-	-	-	2-0	1-0	-	6-4	5-4	1-2			
Richardson, De.	9-12	21	0-1	0-2	0-1	3-0	-	1-1	2-1	2-5	1-1			
Yeast, Rus.	12-6	18	-	-	-	-	3-0	3-2	1-2	1-1	4-1			
Famurewa, Hen.	9-8	17	-	2-1	1-4	1-0	0-1	3-0	1-0	1-2	-			
Avery, C.J.	7-8	15	1-0	0-1	2-1	2-4	1-0	1-2	-	-	-			
Peterson, Tab.	6-7	13	1-0	0-1	0-1	2-3	1-0	-	-	2-2	-			
Iakopo, Lon.	6-6	12	1-1	-	3-0	1-2	-	0-3	-	1-0	-			
Thomas, Lam.	5-2	7	1-0	1-0	1-0	0-1	-	0-1	2-0	-	-			
Bailey, Dre.	2-5	7	0-3	-	-	DNP	DNP	-	-	0-2	2-0			
Caban, Amo.	4-2	6	DNP	0-1	DNP	1-1	1-0	1-0	DNP	-	1-0			
Dorsey, Der.	2-4	6	-	-	-	2-2	-	0-1	0-1	DNP	-			
Alexander, Jai.	1-4	5	-	DNP	DNP	DNP	DNP	1-1	0-3	DNP	DNP			
Hall, Mit.	1-2	3	1-1	-	-	-	-	-	-	0-1	-			
Sturghill, Cor.	3-0	3	DNP	1-0	-	-	DNP	DNP	DNP	2-0	DNP			
Staples, Mal.	1-1	2	DNP	DNP	DNP	DNP	1-0	DNP	DNP	-	0-1			
Reed, Cor.	1-1	2	-	-	0-1	-	1-0	-	-	-	-			
Wilson, Col.	1-1	2	DNP	DNP	-	1-0	0-1	DNP	DNP	DNP	DNP			
Standberry, Ch.	1-0	1	1-0	-	-	-	-	-	-	-	-			
Jackson, Lam.	1-0	1	1-0	-	-	-	-	-	-	-	-			
Samuel, Tra.	1-0	1	-	-	-	1-0	-	-	-	-	-			
Smith, Dami.	1-0	1	-	DNP	-	1-0	DNP	-	-	-	-			

SACKS	UA-A	TOT	PU	UNC	CLE	KEN	MUR	NCST	BC	FSU	WF	VA	SYR	UK
Greenard, Jon.	5-0	5.0	1.0-6	1.0-21	1.0-14	2.0-17	-	-	-	-	-			
Hearns, Jam.	3-0	3.0	-	-	2.0-12	-	-	-	1.0-5	-	-			
Young, Tre.	2-1	2.5	1.5-1	-	-	-	-	-	-	1.0-12	-			
Famurewa, Hen.	2-0	2.0	-	1.0-4	-	-	-	-	-	1.0-5	-			
Iakopo, Lon.	1-0	1.0	-	-	1.0-9	-	-	-	-	-	-			
Thomas, Sta.	1-0	1.0	-	-	-	DNP	-	-	DNP	DNP	1.0-5			
Washington, Tru	1-0	1.0	1.0-8	-	-	-	-	-	-	-	-			
Smith, TreS.	1-0	1.0	-	-	-	-	-	-	1.0-8	-	-			
Bailey, Dre.	0-1	0.5	0.5-0	-	-	DNP	DNP	-	-	-	-			

TACKLES FOR LOSS	UA-A	TOT	PU	UNC	CLE	KEN	MUR	NCST	BC	FSU	WF	VA	SYR	UK
Greenard, Jon.	10-3	11.5	1.5-8	3.0-25	1.0-14	2.0-17	2.0-6	0.5-2	1.5-9	-	-			
Young, Tre.	6-4	8.0	1.0-1	1.0-1	-	2.0-2	1.0-2	0.5-2	0.5-2	1.0-12	1.0-3			
Hearns, Jam.	6-3	7.5	-	0.5-0	2.0-12	2.0-5	-	-	1.0-5	1.5-2	0.5-2			
Thomas, Sta.	4-3	5.5	0.5-1	-	-	DNP	1.0-3	0.5-1	DNP	DNP	3.5-13			
Smith, TreS.	4-0	4.0	-	-	-	2.0-5	-	-	2.0-10	-	-			
Pass, Kha.	2-2	3.0	0.5-2	-	1.0-5	1.0-8	0.5-1	-	-	-	-			
Robinson, G.G.	2-2	3.0	1.5-4	-	-	1.0-2	0.5-0	-	-	-	-			
Famurewa, Hen.	3-0	3.0	-	1.0-4	-	1.0-4	-	-	-	1.0-5	-			
Etheridge, Dor.	2-1	2.5	0.5-2	-	-	2.0-2	-	-	-	-	-			
Stewart, Isa.	2-0	2.0	-	-	-	1.0-3	1.0-1	-	-	-	-			
Cannon, Zyk.	2-0	2.0	-	-	-	-	-	1.0-3	-	-	1.0-3			
Iakopo, Lon.	1-1	1.5	0.5-0	-	1.0-9	-	-	-	-	-	-			
Washington, Tru	1-0	1.0	1.0-8	-	-	-	-	-	-	-	-			
Walker, Ron.	1-0	1.0	-	-	-	-	1.0-1	-	-	-	-			
Richardson, De.	0-2	1.0	-	0.5-1	-	-	-	-	-	0.5-0	-			
Yeast, Rus.	1-0	1.0	-	-	-	-	1.0-3	-	-	-	-			
Avery, C.J.	0-1	0.5	-	-	-	-	-	0.5-1	-	-	-			



INDIVIDUAL GAME-BY-GAME STATISTICS

PUNT RETURNS	No.-Yds	PU	UNC	CLE	KEN	MUR	NCST	BC	FSU	WF	VA	SYR	UK
Bonnafon, Reg.	4-37	2-33	1-8	-	1--4	-	-	-	-	-			
Yeast, Rus.	10-33	-	-	-	2-12	5-24	-	1--1	1-0	1--2			
Alexander, Jai.	1-6	1-6	DNP	DNP	DNP	DNP	-	-	DNP	DNP			
Smith, Jay.	1-3	-	-	1-3	DNP	DNP	DNP	-	-	-			

KICK RETURNS	No.-Yds	PU	UNC	CLE	KEN	MUR	NCST	BC	FSU	WF	VA	SYR	UK
Dawkins, Set.	9-205	2-62	1-23	5-105	-	-	1-15	DNP	-	-			
Samuel, Tra.	9-158	-	-	-	-	2-25	2-56	3-47	1-12	1-18			
Trotter, Har.	1-13	DNP	DNP	-	-	-	DNP	-	DNP	1-13			
Standberry, Ch.	1-12	-	1-12	-	-	-	-	-	-	-			

INT RETURNS	No.-Yds	PU	UNC	CLE	KEN	MUR	NCST	BC	FSU	WF	VA	SYR	UK
Washington, Tru	3-81	-	-	-	1-37	-	-	-	2-44	-			
Smith, TreS.	2-0	1-0	-	-	-	-	-	1-0	-	-			
Williams, Chu.	1-0	1-0	-	-	-	-	-	-	-	-			
Thomas, Sta.	1-61	1-61	-	-	DNP	-	-	DNP	DNP	-			

FUMBLE RET	No.-Yds	PU	UNC	CLE	KEN	MUR	NCST	BC	FSU	WF	VA	SYR	UK
Avery, C.J.	1-4	-	-	-	1-4	-	-	-	-	-			

Louisville Inside Opponent Red-Zone

Date	Opponent	Time Score	Times In RZ	Total Scored	Pts	Rush TDs	Pass TDs	TDs	FGs Made	Failed to score inside RZ					
										FGA	Downs	Int	Fumb	Half	Game
Sep 02	vs PURDUE	W, 35-28	8	6	29	3	1	2	3	0	0	0	2	0	0
Sep 09	at N. CAROLINA	W, 47-35	5	5	26	3	2	1	2	0	0	0	0	0	0
Sep 16	CLEMSON	L, 21-47	3	2	14	2	0	2	0	0	1	0	0	0	0
Sep 23	KENT STATE	W, 42-3	3	3	21	3	2	1	0	0	0	0	0	0	0
Sep 30	MURRAY STATE	W, 55-10	8	8	52	7	3	4	1	0	0	0	0	0	0
Oct 05	at NC STATE	L, 25-39	4	3	15	2	2	0	1	0	1	0	0	0	0
Oct 14	BOSTON COLLEGE	L, 42-45	2	2	14	2	2	0	0	0	0	0	0	0	0
Oct 21	at FLORIDA ST.	W, 31-28	2	2	10	1	1	0	1	0	0	0	0	0	0
Oct 28	at WAKE FOREST	L, 32-42	6	4	24	3	2	1	1	0	1	1	0	0	0
Totals			41	35	205	26	15	11	9	0	3	1	2	0	0
35 of 41 (85.4%)															

Opponents Inside Louisville Red-Zone

Date	Opponent	Time Score	Times In RZ	Total Scored	Pts	Rush TDs	Pass TDs	TDs	FGs Made	Failed to score inside RZ					
										FGA	Downs	Int	Fumb	Half	Game
Sep 02	vs PURDUE	W, 35-28	3	3	21	3	0	3	0	0	0	0	0	0	0
Sep 09	at N. CAROLINA	W, 47-35	4	3	21	3	1	2	0	0	1	0	0	0	0
Sep 16	CLEMSON	L, 21-47	3	3	17	2	2	0	1	0	0	0	0	0	0
Sep 23	KENT STATE	W, 42-3	0	0	0	0	0	0	0	0	0	0	0	0	0
Sep 30	MURRAY STATE	W, 55-10	1	1	3	0	0	0	1	0	0	0	0	0	0
Oct 05	at NC STATE	L, 25-39	6	4	25	3	3	0	1	1	0	0	1	0	0
Oct 14	BOSTON COLLEGE	L, 42-45	5	5	31	4	4	0	1	0	0	0	0	0	0
Oct 21	at FLORIDA ST.	W, 31-28	3	3	21	3	1	2	0	0	0	0	0	0	0
Oct 28	at WAKE FOREST	L, 32-42	2	2	14	2	1	1	0	0	0	0	0	0	0
Totals			27	24	153	20	12	8	4	1	1	0	1	0	0
24 of 27 (88.9%)															



DRIVE CHARTS

PURDUE

#	Qtr	Clock	Spot	Plays	Yds	TOP	Result
1.	1	15:00	43	8	52	3:36	Fum
2.	1	9:45	6	3	3	1:51	Punt
3.	1	7:23	36	8	64	3:44	TD
4.	1	2:42	22	10	72	3:29	FG
5.	2	14:13	+15	6	14	3:31	Fum
6.	2	6:48	17	4	17	1:31	Punt
7.	2	0:51	25	5	61	0:51	Half
8.	3	13:36	+22	4	7	1:05	FG
9.	3	11:04	24	2	16	0:35	Fum
10.	3	8:39	25	10	75	3:10	TD
11.	3	3:18	+0	0	0	0:00	Int TD
12.	3	0:39	20	3	9	1:35	Punt
13.	4	10:48	25	6	75	1:47	TD
14.	4	7:34	41	9	46	3:16	FG
15.	4	2:22	33	3	9	1:08	Punt
16.	4	0:38	+24	1	(2)	0:38	Game

NORTH CAROLINA

#	Qtr	Clock	Spot	Plays	Yds	TOP	Result
1.	1	15:00	35	8	45	3:51	FG
2.	1	9:11	25	11	75	5:08	TD
3.	1	2:12	13	12	85	5:20	FG
4.	2	9:26	25	1	75	0:10	TD
5.	2	6:07	1	10	66	3:53	Downs
6.	2	0:59	13	7	34	0:59	Downs
7.	3	13:16	21	5	79	2:24	TD
8.	3	10:34	29	8	28	3:11	Punt
9.	3	3:41	25	11	75	4:51	TD
10.	4	11:29	30	5	70	1:57	TD
11.	4	6:41	1	6	99	3:35	TD
12.	4	0:24	+30	1	(1)	0:24	Game

CLEMSON

#	Qtr	Clock	Spot	Plays	Yds	TOP	Result
1.	1	15:00	31	3	9	1:20	Punt
2.	1	9:45	25	3	2	0:52	Punt
3.	1	6:20	5	6	95	1:58	TD
4.	1	1:14	5	4	12	1:24	Punt
5.	2	11:52	25	3	4	1:30	Punt
6.	2	6:57	21	5	4	1:26	Punt
7.	2	4:06	25	4	14	0:49	Punt
8.	2	0:28	20	3	14	0:28	Half
9.	3	11:29	20	5	14	2:32	INT
10.	3	8:57	25	3	7	1:27	Punt
11.	3	2:16	25	9	75	3:31	TD
12.	4	11:56	15	11	85	4:19	TD
13.	4	6:13	22	3	(3)	1:16	Punt
14.	4	2:47	9	7	86	1:36	Downs

KENT STATE

#	Qtr	Clock	Spot	Plays	Yds	TOP	Result
1.	1	15:00	25	5	75	1:59	TD
2.	1	11:23	36	6	29	2:53	Downs
3.	1	6:27	11	7	89	3:36	TD
4.	1	1:14	+0	0	0	0:00	Int TD
5.	2	9:03	3	4	22	1:47	INT
6.	2	5:15	31	1	4	0:12	Fumble
7.	2	3:58	25	8	75	1:47	TD
8.	3	11:16	23	7	77	3:20	TD
9.	3	5:09	38	1	0	0:13	INT
10.	3	4:06	34	5	66	1:43	TD
11.	4	13:37	1	9	99	4:32	Fumble
12.	4	3:46	20	3	5	0:53	Punt
13.	4	0:23	31	1	13	0:23	Game

MURRAY STATE

#	Qtr	Clock	Spot	Plays	Yds	TOP	Result
1.	1	12:50	23	6	77	2:20	TD
2.	1	4:28	28	3	6	1:23	Punt
3.	1	3:05	+21	2	21	0:30	TD
4.	2	14:42	+37	9	63	2:58	TD
5.	2	10:35	17	7	83	2:17	TD
6.	2	6:30	21	9	79	4:49	TD
7.	2	1:02	18	5	73	0:43	Fumble
8.	3	15:00	23	1	0	0:10	Fumble
9.	3	14:50	25	9	55	4:23	FG
10.	3	8:53	44	4	56	1:43	TD
11.	3	4:48	16	6	41	2:29	Downs
12.	3	1:28	29	14	44	5:59	FG
13.	4	8:36	2	18	98	8:07	TD

NC STATE

#	Qtr	Clock	Spot	Plays	Yds	TOP	Result
1.	1	15:00	18	3	3	2:34	Punt
2.	1	8:16	19	8	45	4:55	Punt
3.	2	14:13	2	4	17	0:44	Punt
4.	2	11:47	25	9	75	4:20	TD
5.	2	5:03	25	3	7	1:40	Punt
6.	2	1:42	21	11	68	1:42	FG
7.	3	9:15	20	8	49	3:59	FG
8.	3	1:27	38	9	62	3:48	TD
9.	4	10:07	25	3	(4)	0:55	Punt
10.	4	6:14	20	7	80	2:04	TD
11.	4	3:09	11	2	0	0:17	INT
12.	4	2:52	33	12	48	2:16	Downs

BOSTON COLLEGE

#	Qtr	Clock	Spot	Plays	Yds	TOP	Result
1.	1	15:00	25	9	75	3:22	TD
2.	1	10:03	18	3	5	2:14	Punt
3.	1	5:59	20	6	80	2:23	TD
4.	1	0:53	25	3	3	1:04	Punt
5.	2	12:00	20	10	29	5:29	Punt
6.	2	5:17	36	1	64	0:10	TD
7.	2	4:14	25	3	8	1:36	Punt
8.	2	0:51	25	5	34	0:51	Half
9.	3	11:23	23	3	2	1:01	Punt
10.	3	5:03	19	3	(1)	1:03	Punt
11.	3	2:28	25	4	17	1:13	INT
12.	4	14:55	16	6	84	2:42	TD
13.	4	11:59	21	10	79	3:00	TD
14.	4	7:24	17	6	83	2:21	TD
15.	4	2:50	17	3	33	1:01	Fumble

FLORIDA STATE

#	Qtr	Clock	Spot	Plays	Yds	TOP	Result
1.	1	15:00	25	7	75	3:23	TD
2.	1	6:30	35	3	3	1:02	Punt
3.	1	3:18	16	8	52	4:01	Downs
4.	2	10:37	20	7	17	3:57	Punt
5.	2	4:47	31	2	3	0:39	Fumble
6.	2	4:08	25	8	75	3:04	TD
7.	2	0:08	+28	1	0	0:08	Miss FG
8.	3	9:35	27	6	73	2:31	TD
9.	3	6:51	+45	5	45	1:40	TD
10.	4	13:19	18	3	9	2:03	Punt
11.	4	8:58	25	9	48	4:20	Downs
12.	4	2:05	24	8	59	2:00	FG

WAKE FOREST

#	Qtr	Clock	Spot	Plays	Yds	TOP	Result
1.	1	15:00	25	9	38	4:38	Punt
2.	1	7:14	25	14	57	4:51	FG
3.	1	1:05	25	7	67	2:52	INT
4.	2	10:35	20	3	-7	1:53	Punt
5.	2	6:36	30	9	70	3:38	TD
6.	2	1:29	35	4	9	1:14	Punt
7.	3	13:22	20	5	20	1:57	Punt
8.	3	10:21	25	12	75	4:28	TD
9.	3	2:20	26	3	0	1:23	Punt
10.	4	14:47	11	15	83	5:33	Downs
11.	4	1:59	38	4	62	0:49	TD
12.	4	0:57	36	4	64	0:43	TD

LOUISVILLE'S LONGEST PLAYS

Yds	Player(s)	Type	Opp
78	Samuel from Jackson	Pass	CLE
75*	Ja. Smith from Jackson	Pass	UNC
74	Mal. Williams	Rush	UNC
69	Davis from Jackson	Pass	KSU
65	Dawkins from Jackson	Pass	NCST
64*	Bonnafon	Rush	BC
61*	Sta. Thomas	INT	PUR
57	Reed from Jackson	Pass	MSU
55*	Jackson	Rush	WF
51	Jackson	Rush	FSU
48	Fitzpatrick from Jackson	Pass	BC
43*	Jackson	Rush	UNC
43	Dawkins	KR	PUR
41	Jackson	Rush	WF
41*	Jackson	Rush	BC
40*	Fitzpatrick from Jackson	Pass	BC
39	Fitzpatrick from Jackson	Pass	PUR
37*	Washington	INT	KSU
36*	Ja. Smith from Jackson	Pass	CLE
35	Samuel	KR	NCST
34	Ja. Smith from Jackson	Pass	BC
34	Jawon Pass	Rush	MSU
33*	Mal. Williams	Rush	KSU
33	Bonnafon	PR	PUR
32*	Dawkins from Jackson	Pass	KSU
31*	J. Johnson from Jackson	Pass	KSU
31	Dawkins	KR	CLE
30	Jackson	Rush	CLE
30	Fitzpatrick from Jackson	Pass	CLE
30*	Fitzpatrick from Jackson	Pass	UNC
30	Jackson	Rush	MSU
29	Ja. Smith from Jackson	Pass	BC
29	Ja. Smith from Jackson	Pass	PUR
28	Mal. Williams from Jackson	Pass	KSU
27	Fitzpatrick from Jackson	Pass	NCST
26	Samuel from Jackson	Pass	WF
26	Dawkins from Jackson	Pass	NCST
26*	Dawkins from Jackson	Pass	FSU
25*	Dae Williams	Rush	FSU
25	Standberry from Jackson	Pass	FSU



LONG PLAYS

25-YARD PLUS PLAYS

Yds	Player(s)	Type	Opp
78	Samuel from Jackson	Pass	CLE
75*	Ja. Smith from Jackson	Pass	UNC
74	Mal. Williams	Rush	UNC
69	Davis from Jackson	Pass	KSU
65	Dawkins from Jackson	Pass	NCST
64*	Bonnafon	Rush	BC
61*	Sta. Thomas	INT	PUR
57	Reed from Jackson	Pass	MSU
55*	Jackson	Rush	WF
51	Jackson	Rush	FSU
48	Fitzpatrick from Jackson	Pass	BC
43*	Jackson	Rush	UNC
43	Dawkins	Kick Return	PUR
41	Jackson	Rush	WF
41*	Jackson	Rush	BC
40*	Fitzpatrick from Jackson	Pass	BC
39	Fitzpatrick from Jackson	Pass	PUR
37*	Washington	INT	KSU
36*	Ja. Smith from Jackson	Pass	CLE
35	Samuel	Kick Return	NCST
34	Ja. Smith from Jackson	Pass	BC
34	Jawon Pass	Rush	MSU
33*	Mal. Williams	Rush	KSU
33	Bonnafon	Punt Return	PUR
32*	Dawkins from Jackson	Pass	KSU
31	J. Johnson from Jackson	Pass	KSU
31	Dawkins	Kick Return	CLE
30	Jackson	Rush	CLE
30	Fitzpatrick from Jackson	Pass	CLE
30*	Fitzpatrick from Jackson	Pass	UNC
30	Jackson	Rush	MSU
29	Ja. Smith from Jackson	Pass	BC
29	Ja. Smith from Jackson	Pass	PUR
28	Mal. Williams from Jackson	Pass	KSU
27	Fitzpatrick from Jackson	Pass	NCST
26	Samuel from Jackson	Pass	WF
26	Dawkins from Jackson	Pass	NCST
26*	Dawkins from Jackson	Pass	FSU
25*	Dae Williams	Rush	FSU
25	Standberry from Jackson	Pass	FSU

LONG PLAYS BY THE NUMBERS

Long Plays By The Yards	No.	TD
100+	0	0
90-99	0	0
80-89	0	0
70-79	3	1
60-69	4	2
50-59	3	1
40-49	6	3
30-39	15	5
20-29	46	8

Long Plays By The Type	No.	TD
Rushing	19	8
Passing	43	10
Punt Returns	2	0
Kick Returns	9	0
Interceptions	4	2
Fumble Returns	0	0
Other	0	0
TOTAL	77	20

25-YARD PLUS BY PLAYER

Player	No.	TD	R	P	KR	PR	IR	FR
Lamar Jackson	13	5	13	0	0	0	0	0
Seth Dawkins	13	3	0	7	6	0	0	0
Jaylen Smith	10	2	0	10	0	0	0	0
Dez Fitzpatrick	9	3	0	9	0	0	0	0
Traveon Samuel	8	0	0	5	3	0	0	0
Reggie Bonnafon	4	1	1	2	0	1	0	0
Charles Standberry	3	1	0	3	0	0	0	0
Malik Williams	3	1	2	1	0	0	0	0
Tru. Washington	3	1	0	0	0	0	3	0
Micky Crum	2	0	0	2	0	0	0	0
Dae Williams	1	1	1	0	0	0	0	0
Stacy Thomas	1	1	0	0	0	0	1	0
Kemari Averett	1	1	0	1	0	0	0	0
Russ Yeast	1	0	0	0	0	1	0	0
Colin Wilson	1	0	1	0	0	0	0	0
Jawon Pass	1	0	1	0	0	0	0	0
Jordan Davis	1	0	0	1	0	0	0	0
Josh Johnson	1	0	0	1	0	0	0	0
Corey Reed	1	0	0	1	0	0	0	0
TOTAL	77	20	19	43	9	2	4	0

LONGEST PLAYS OF THE YEAR

Rushing

74 Malik Williams vs. North Carolina (9/9/17)

Rushing Touchdown

64 Reggie Bonnafon vs. Boston College (10/14/17)

Passing

78 Traveon Samuel from Lamar Jackson vs. Clemson (9/16/17)

Passing Touchdown

75 Jaylen Smith from Lamar Jackson vs. North Carolina (9/9/17)

Punt Return

33 Reggie Bonnafon vs. Purdue (9/2/17)

Kick Return

43 Seth Dawkins vs. Purdue (9/2/17)

Interception Return

61 Stacy Thomas vs. Purdue (9/2/17)

Fumble Return

4 C.J. Avery vs. Kent State (9/23/17)

Punt

58 Mason King vs. Clemson (9/16/17)

Field Goal

48 Blanton Creque vs. NC State (10/5/17)



SUPERLATIVES

LOUISVILLE INDIVIDUAL GAME HIGHS

Rushes	27	Lamar Jackson at Wake Forest
Yards Rushing	180	Lamar Jackson vs. Boston College
TD Rushes	3 (3x)	MR: Lamar Jackson at Wake Forest
Long Rush	74	Malik Williams at North Carolina
Pass attempts	47	Lamar Jackson vs. NC State
Pass completions	30	Lamar Jackson vs. Purdue
Yards Passing	393	Lamar Jackson at North Carolina
TD Passes	3 (3x)	MR: Lamar Jackson vs. Murray State
Long Pass	78	Lamar Jackson vs. Clemson
Receptions	10	Dez Fitzpatrick vs. NC State
Yards Receiving	183	Jaylen Smith at North Carolina
TD Receptions	2 (2x)	MR: Dez Fitzpatrick vs. Murray State
Long Reception	78	Traveon Samuel vs. Clemson
Field Goals	3	Blanton Creque vs. Purdue
Long Field Goal	48	Blanton Creque vs. NC State
Punts	8	Mason King vs. Clemson
Punting Avg	49.7	Mason King at Florida State
Long Punt	58	Mason King vs. Clemson
Punts inside 20	2	Mason King at Florida State
Long Punt Return	33	Reggie Bonnafon vs. Purdue
Long Kickoff Return	43	Seth Dawkins vs. Purdue
Tackles	14	Dorian Etheridge vs. Boston College
Sacks	2.0 (2x)	MR: Jonathan Greenard vs. Kent State
Tackles For Loss	3.5	Stacy Thomas at Wake Forest
Interceptions	2	Trumaine Washington at Florida State

LOUISVILLE TEAM HIGHS

Rushes	46	at Murray State
Yards Rushing	312 (2x)	MR: vs. Murray State
Yards Per Rush	8.1	vs. Boston College
TD Rushes	4	vs. Boston College
Pass attempts	48	vs NC State
Pass completions	32	vs Murray State
Yards Passing	393	at North Carolina
Yards Per Pass	12.5	vs. Kent State
TD Passes	4	vs Murray State
Total Plays	91	vs Murray State
Total Offense	705	at North Carolina
Yards Per Play	9.5	vs. Kent State
Points	55	vs Murray State
Sacks By	4 (2x)	vs. Clemson
First Downs	38	vs Murray State
Penalties	16	vs Purdue
Penalty Yards	110	vs Purdue
Turnovers	4	vs. Kent State
Interceptions By	3	vs Purdue
Punts	8	vs. Clemson
Punting Avg	47.7	vs. Boston College
Long Punt	58	vs. Clemson
Punts inside 20	2	at Florida State
Long Punt Return	33	vs. Purdue

LOUISVILLE LONGEST PLAYS

Rushing	74	Malik Williams vs. North Carolina
Passing	78	Lamar Jackson vs. Clemson
Field Goal	48	Blanton Creque vs. NC State
Punt	58	Mason King vs. Clemson
Punt Return	33	Reggie Bonnafon vs. Purdue
Kickoff Return	43	Seth Dawkins vs. Purdue
Interception Return	61*	Stacy Thomas vs. Purdue
Fumble Return	4	C.J. Avery vs. Kent State

OPPONENT INDIVIDUAL GAME HIGHS

Rushes	39	AJ Dillon, Boston College
Yards Rushing	272	AJ Dillon, Boston College
TD Rushes	4	AJ Dillon, Boston College
Long Rush	81	Travis Etienne, Clemson
Pass attempts	34	John Wolford, Wake Forest
Pass completions	28	John Wolford, Wake Forest
Yards Passing	461	John Wolford, Wake Forest
TD Passes	5	John Wolford, Wake Forest
Long Pass	79 (2x)	MR: Ryan Finley, NC State
Receptions	10	Greg Dortch, Wake Forest
Yards Receiving	167	Greg Dortch, Wake Forest
TD Receptions	4	Greg Dortch, Wake Forest
Long Reception	79 (2x)	MR: Kelvin Harmon, NC State
Field Goals	2	Greg Huegel, Clemson
Long Field Goal	49	Greg Huegel, Clemson
Punts	9	Landon Stratton, Murray State
Punting Avg	53.5	Tom Sheldon, North Carolina
Long Punt	66	Tom Sheldon, North Carolina
Punts inside 20	3 (5x)	MR: Mike Knoll, Boston College
Long Punt Return	32	Michael Walker, Boston College
Long Kickoff Return	94	Anthony Ratliff, North Carolina
Tackles	11 (5x)	MR: Ty Schwab, Boston College
Sacks	2.5	Justin Strnad, Wake Forest
Tackles For Loss	3.0	Jalen Dalton, North Carolina
Interceptions	2	Demetrius Monday, Kent State

OPPONENT TEAM HIGHS

Rushes	39	Boston College
Yards Rushing	364	Boston College
Yards Per Rush	6.2	Clemson
TD Rushes	5	Boston College
Pass attempts	57	Purdue
Pass completions	33	Purdue
Yards Passing	461	Wake Forest
Yards Per Pass	13.6	Wake Forest
TD Passes	5	Wake Forest
Total Plays	87	Boston College
Total Offense	625	Wake Forest
Yards Per Play	8.6	Wake Forest
Points	47	Clemson
Sacks By	7	Wake Forest
First Downs	27	Boston College
Penalties	6 (3x)	MR: Wake Forest
Penalty Yards	69	Purdue
Turnovers	4	Purdue
Interceptions By	2	Kent State
Punts	9	Murray State
Punting Avg	53.5	North Carolina
Long Punt	66	North Carolina
Punts inside 20	3 (5x)	MR: Boston College
Long Punt Return	32	Boston College

OPPONENT LONGEST PLAYS

Rushing	81 *	Travis Etienne, Clemson
Passing	79 (2x)	MR: Ryan Finley, NC State
Field Goal	49	Greg Huegel, Clemson
Punt	66	Tom Sheldon, North Carolina
Punt Return	32	Michael Walker, Boston College
Kickoff Return	94	Anthony Ratliff, North Carolina
Interception Return	44 *	Dorian O'Daniel, Clemson
Fumble Return	34	Matthew Thomas, Florida State



PARTICIPATION REPORT

	Name	GP/GS	PU	UNC	CLE	KEN	MUR	NCST	BC	FSU	WF	VA	SYR	UK
10	Alexander, Jai.	3/2	START	XXX	START			
1A	Averett, Kem.	6/-	XXX	XXX	XXX	XXX	XXX	XXX			
9A	Avery, C.J.	9/1	XXX	XXX	XXX	START	XXX	XXX	XXX	XXX	XXX			
88	Bagley, Jav.	5/-	XXX	XXX	...	XXX	XXX	XXX			
14	Bailey, Dre.	7/2	START	START	XXX	XXX	XXX	XXX	XXX			
73	Becton, Mek.	9/9	START	START	START	START	START	START	START	START	START			
75	Bell, Rob.	9/9	START	START	START	START	START	START	START	START	START			
66	Bentley, Col.	2/-	XXX	...	XXX			
7	Bonnafon, Reg.	9/8	START	START	XXX	START	START	START	START	START	START			
68	Burns, Dan.	1/-	XXX			
53	Caban, Amo.	6/-	...	XXX	...	XXX	XXX	XXX	...	XXX	XXX			
24	Cannon, Zyk.	9/8	START	START	START	START	START	START	XXX	START	START			
61	Chandler, Cal.	2/-	XXX	XXX			
74	Christian, Ger.	9/9	START	START	START	START	START	START	START	START	START			
45	Creque, Bla.	9/-	XXX	XXX	XXX	XXX	XXX	XXX	XXX	XXX	XXX			
83	Crum, Mic.	8/3	XXX	XXX	XXX	...	XXX	START	START	START	XXX			
85	Davis, Jor.	8/3	XXX	START	XXX	START	START	...	XXX	XXX	XXX			
5	Dawkins, Set.	8/6	START	START	START	START	START	START	...	XXX	XXX			
62	Dorsey, Der.	8/-	XXX	XXX	XXX	XXX	XXX	XXX	XXX	...	XXX			
3F	Duane, Jack	1/-	XXX			
17	Etheridge, Dor.	9/9	START	START	START	START	START	START	START	START	START			
96	Famurewa, Hen.	9/3	XXX	XXX	XXX	START	START	XXX	START	XXX	XXX			
87	Fitzpatrick, De	9/6	XXX	XXX	XXX	START	START	START	START	START	START			
39	Floyd, Ant.	1/-	XXX			
77	Foy, Lin.	3/-	XXX	XXX	XXX			
58	Greenard, Jon.	9/3	XXX	XXX	XXX	XXX	XXX	XXX	START	START	START			
52	Hall, Mit.	9/-	XXX	XXX	XXX	XXX	XXX	XXX	XXX	XXX	XXX			
60	Haycraft, Tyl.	7/-	XXX	XXX	XXX	XXX	XXX	XXX	XXX			
99	Hearns, Jam.	9/6	START	START	START	START	START	START	XXX	XXX	XXX			
21	Iakopo, Lon.	9/1	XXX	XXX	XXX	START	XXX	XXX	XXX	XXX	XXX			
8	Jackson, Lam.	9/9	START	START	START	START	START	START	START	START	START			
47	Johnson, Aus.	2/-	XXX	...	XXX			
84	Johnson, Jos.	6/-	...	XXX	...	XXX	XXX	...	XXX	XXX	XXX			
28	King, Mas.	9/-	XXX	XXX	XXX	XXX	XXX	XXX	XXX	XXX	XXX			
49	Little, Tob.	5/-	XXX	XXX	...	XXX	XXX	XXX			
3D	Lococo, Vin.	1/-	XXX			
46	Lowery, Bre.	1/-	XXX			
78	Martin, Max	1/-	XXX			
93	McCrae, Gar.	4/-	XXX	...	XXX	XXX	XXX			
72	McNeil, Luk.	9/9	START	START	START	START	START	START	START	START	START			
4A	Pass, Jaw.	3/-	XXX	XXX	XXX			
30	Pass, Kha.	9/5	START	START	START	XXX	START	START	XXX	XXX	XXX			
98	Peterson, Tab.	9/-	XXX	XXX	XXX	XXX	XXX	XXX	XXX	XXX	XXX			
4B	Polston, Tyl.	4/-	XXX	XXX	XXX	...	XXX			
2	Reed, Cor.	9/-	XXX	XXX	XXX	XXX	XXX	XXX	XXX	XXX	XXX			
90	Richardson, De.	9/8	START	START	START	START	START	START	XXX	START	START			
94	Robinson, G.G.	9/5	XXX	XXX	START	XXX	XXX	START	START	START	START			
70	Roundtree, Tor.	3/-	XXX	XXX	XXX			
1	Samuel, Tra.	9/4	START	XXX	START	XXX	XXX	XXX	START	XXX	START			
63	Scheler, Nat.	3/-	...	XXX	...	XXX	XXX			
43	Smith, Dami.	7/-	XXX	...	XXX	XXX	...	XXX	XXX	XXX	XXX			
11	Smith, Dee	8/2	XXX	XXX	XXX	XXX	XXX	XXX	START	START	...			
9	Smith, Jay.	6/6	START	START	START	START	START	START			
34	Smith, Jer.	1/-	XXX			
4	Smith, TreS.	9/2	XXX	XXX	XXX	XXX	XXX	XXX	START	XXX	START			
12	Smith, Trey	8/-	XXX	XXX	XXX	XXX	XXX	...	XXX	XXX	XXX			
81	Spence, Emo.	2/-	XXX	XXX			
80	Standberry, Ch.	9/7	START	START	START	START	START	START	XXX	START	XXX			
31	Staples, Mal.	3/-	XXX	XXX	XXX			
42	Stewart, Isa.	9/2	XXX	XXX	XXX	XXX	XXX	XXX	START	START	XXX			
23	Strange, Lyn	2/-	XXX	XXX			
3	Sturghill, Cor.	4/-	...	XXX	XXX	XXX	XXX	...			
26	Taylor-Yamonoha	1/-	XXX			
79	Thomas, Ken.	9/9	START	START	START	START	START	START	START	START	START			
35	Thomas, Lam.	9/-	XXX	XXX	XXX	XXX	XXX	XXX	XXX	XXX	XXX			
32	Thomas, Sta.	6/6	START	START	START	...	START	START	START			
59	Tillman, Cal.	3/-	XXX	XXX	XXX			
2A	Trotter, Har.	5/-	XXX	XXX	XXX	...	XXX	...	XXX			
20	Walker, Ron.	9/2	XXX	START	START	XXX	XXX	XXX	XXX	XXX	XXX			
15	Washington, Tru	9/8	START	START	START	START	START	START	XXX	START	START			
22	Williams, Chu.	9/9	START	START	START	START	START	START	START	START	START			
25	Williams, Dae	2/-	XXX	XXX			
29	Williams, Mal.	7/2	XXX	XXX	START	XXX	XXX	XXX	START			
33	Wilson, Col.	3/-	XXX	XXX	XXX			
6	Yeast, Rus.	9/6	XXX	XXX	XXX	START	START	START	START	START	START			
91	Young, Tre.	9/9	START	START	START	START	START	START	START	START	START			



THE LAST TIME

Rushing

25+ rushing attempts	27, Lamar Jackson at Wake Forest (10/28/17)
30+ rushing attempts	31, Lamar Jackson vs. Clemson (10/1/16)
40+ rushing attempts	40, Nathan Poole at Wichita State (11/4/78)
100+ yards rushing	161, Lamar Jackson at Wake Forest (10/28/17)
150+ yards rushing	161, Lamar Jackson at Wake Forest (10/28/17)
200+ yards rushing	226, Lamar Jackson vs. Texas A&M (12/30/15)
Consec. 100-yard games	3, Lamar Jackson (Boston College, Florida State, Wake Forest '17)
Consec. 150-yard games	3, Lamar Jackson (Boston College, Florida State, Wake Forest '17)
Consec. 200-yard games	2, Bilal Powell (Memphis, Cincinnati, 2010)
50-yard+ run	55, Lamar Jackson at Wake Forest (10/28/17)
70-yard+ run	74, Malik Williams at North Carolina (9/9/17)
80-yard+ run	80, Jeremy Smith vs. Duke (10/14/16)
90-yard+ run	91, Howard Stevens vs. S. Illinois (11/13/71)
30-yard+ run by a QB	55, Lamar Jackson at Wake Forest (10/28/17)
3 rushing TDs	3, Lamar Jackson at Wake Forest (10/28/17)
4 rushing TDs	4, Lamar Jackson vs. Florida State (9/17/16)
5+ rushing TDs	5, Eric Shelton vs. East Carolina (10/2/04)

Passing

30+ attempts	44, Lamar Jackson at Wake Forest (10/28/17)
40+ attempts	44, Lamar Jackson at Wake Forest (10/28/17)
50+ attempts	53, Teddy Bridgewater vs. Connecticut (11/24/12)
20+ completions	27, Lamar Jackson at Wake Forest (10/28/17)
25+ completions	27, Lamar Jackson at Wake Forest (10/28/17)
30+ completions	30, Lamar Jackson vs. Purdue (9/2/17)
3 TD passes	3, Lamar Jackson vs. Murray State (9/30/17)
4+ TD passes	4, Lamar Jackson at Boston College (11/5/16)
300+ yards passing	330, Lamar Jackson at Wake Forest (10/28/17)
400+ yards passing	417, Lamar Jackson at Marshall (9/24/16)
Consec. 250-yard+ gms	4, L. Jackson (2017: vs. Purdue; N. Carolina; Clemson; NC State)
Consec. 300-yard+ gms	3, L. Jackson vs. Purdue (9/2/17); N. Carolina (9/9/17); Clemson (9/16/17)
50-yard+ completion	65, Lamar Jackson to Seth Dawkins at NC State (10/5/17)
70-yard+ completion	79, Lamar Jackson to Traveon Samuel vs. Clemson (9/16/17)
80-yard+ completion	92, Adam Froman to Scott Long vs. So. Miss (10/10/09)
90-yard+ completion	92, Adam Froman to Scott Long vs. So. Miss (10/10/09)

Receiving

10+ receptions	10, Dez Fitzpatrick at NC State (10/5/17)
2 TD receptions	2, Dez Fitzpatrick vs. Murray State (9/30/17)
3+ TD receptions	3, James Quick vs. Florida State (10/17/15)
100+ receiving yards	127, Dez Fitzpatrick vs. Boston College (10/14/17)
125+ receiving yards	127, Dez Fitzpatrick vs. Boston College (10/14/17)
150+ receiving yards	183, Jaylen Smith at N. Carolina (9/9/17)
175+ receiving yards	183, Jaylen Smith at N. Carolina (9/9/17)
200+ receiving yards	214, DeVante Parker vs. Florida State (10/30/14)
Consec. 100-yard games	2, Dez Fitzpatrick (NC State, Boston College, 2017)
3+ Consec. 100-yard games	DeVante Parker (NC State, FSU, BC, 2014)

Team

300+ yards rushing	312 vs. Murray State (9/30/17)
400+ yards rushing	414 at Syracuse (9/9/16)
Less than 15 yards net rushing	-1 vs. Pittsburgh (11/21/15)
Negative net rushing	-1 vs. Pittsburgh (11/21/15)
400+ yards passing	417 at Marshall (9/24/16)
500+ yards total offense	625 vs. Boston College (10/14/17)
600+ yards total offense	625 vs. Boston College (10/14/17)
Consec. games, 500+ total yds	2 (Kent State, Murray State, 2017)
4 consec. games, 500+ total yds	6 (Texas A&M, Char., SU, FSU, MU, CU (2015-16))
<200 yards total offense	171 vs. West Virginia (11/20/10)
<100 yards total offense	13 vs. Arizona State (9/19/92)
30+ first downs	38 vs. Murray State (9/30/17)
35+ first downs	38 vs. Murray State (9/30/17)
<10 first downs	9 vs. West Virginia (11/20/10)
40+ points	42 vs. Boston College (10/14/17)
50+ points	55 vs. Murray State (9/30/17)
60+ points	63 vs. Florida State (9/17/16)
70+ points	70 vs. Charlotte (9/1/16)
100+ yards in penalties	110 vs. Purdue (9/2/17)
5+ fumbles lost	5 vs. Western Kentucky (11/12/88)
Scored a Safety	vs. Syracuse (10/3/14)
Scored Two Safeties	vs. Syracuse (10/3/14)

Allowed a Safety	vs. LSU (12/31/16)
Forced 5 or more Turnovers	5 at Clemson (10/1/16)
Forced three or more fumbles	3 at Wake Forest (10/28/17)
Intercepted three or more passes	3 vs. Purdue (9/2/17)
Committed four turnovers	4 vs. Kent State (9/23/17)
Committed five turnovers	5 vs. West Virginia (11/22/08)
Committed six turnovers	7 at USF (11/17/07)
Recovered an on-side kick	1 vs. Pittsburgh (11/12/11)
Shutout	72-0 vs. FIU (9/21/13)
Shutout on road	62-0 at Temple (9/9/06)
Shutout vs. Conference opponent	56-0 vs. Memphis (10/9/10)
Shutout by, first half	vs. Auburn (9/5/15)
Shutout by, second half	vs. Boston College (10/24/15)
Shutout by, game	0-31 at Florida State (9/23/00)
Overtime game	#23 Cincinnati, 31-24 (OT) (12/5/13)
Come-from-behind win	N. Carolina, trailed 28-27 in 3rd quarter (9/9/17)
True freshman started at QB	Lamar Jackson vs. Texas A&M (12/30/15)

The Last Time

6+ TDs responsible for	6, Lamar Jackson at North Carolina (9/9/17)
4+ TDs scored	4, Lamar Jackson vs. Florida State (9/17/16)
3 field goals	3, Blanton Creque vs. Purdue (9/2/17)
4+ field goals	4, Blanton Creque vs. NC State (10/22/16)
7+ PATs	7, Blanton Creque vs. Murray State (9/30/17)
8+ PATs	8, Blanton Creque at Marshall (9/24/16)
9+ PATs	9, Evan O'Hara vs. Charlotte (9/1/16)
50-yd+ FG	50 yards, John Wallace vs. Samford (9/26/15)
15+ Tackles	15, Keith Kelsey vs. Houston (9/12/15)
3+ tackles for loss	3.5, Stacy Thomas at Wake Forest (10/28/17)
5+ tackles for loss	7, Elvis Dumervil at Kentucky (9/4/05)
3+ sacks	3.0, Devonte Fields vs. Wake Forest (11/12/16)
2 interceptions	2, Trumaine Washington at Florida State (10/21/17)
3+ interceptions	3, Gerod Holliman at Boston College (11/8/14)
TD on a INT return	37 yards, Trumaine Washington vs. Kent State (9/23/17)
TD on a fumble return (def)	46 yards, Sheldon Rankins vs. BC (10/24/15)
TD on a punt return	69 yards, Jaire Alexander vs. Florida State (9/17/16)
2+ TD on punt return	3 vs. Cincinnati (11/27/04)
TD on kickoff return	100 yards, Traveon Samuel vs. Clemson (9/17/15)
TD on KO return to start game	100 yards, Adrian Bushell vs. UConn (11/19/11)
2-point conversion	1 vs. Wake Forest (10/28/17)
Blocked field goal	Drew Bailey vs. Purdue (9/2/17)
TD on blocked field goal	82 yards, Andrew Johnson at WVU (11/5/11)
Blocked punt	Devante Peete vs. Wake Forest (11/12/16)
TD on blocked punt	Charles Gaines vs. Connecticut (11/8/13)
Blocked extra point	vs. Clemson (9/16/17)
Defensive extra point	Ray Buchanan vs. Ohio State (9/14/91)
2+ blocked kicks, game	2 vs. Cincinnati (11/27/04)
Largest deficit overcome	23 points vs. Tulane (9/5/87)
Game-winning field goal	Blanton Creque vs. Florida State (10/21/17)



THE LAST TIME

Opponents, Team

<10 yards net rushing	-14, Boston College (10/24/15)
<20 yards net rushing	19, Murray State (9/30/17)
<50 yards net rushing	17, North Carolina (9/9/17)
300+ yards rushing	364, Boston College (10/14/17)
350+ yards rushing	364, Boston College (10/14/17)
400+ yards rushing	407, New Mexico State (8/23/01)
500+ yards rushing	684, Murray State (10/8/32)
<100 yards passing	19, Murray State (9/30/17)
300+ yards passing	461, Wake Forest (10/28/17)
350+ yards passing	461, Wake Forest (10/28/17)
400+ yards total offense	625, Wake Forest (10/28/17)
500+ yards total offense	625, Wake Forest (10/28/17)
550+ yards total offense	625, Wake Forest (10/28/17)
<200 yards total offense	150, Kent State (9/23/17)
<150 yards total offense	80, Murray State (9/30/17)
<100 yards total offense	80, Murray State (9/30/17)
30+ first downs	30, Memphis (11/4/04)
<10 first downs	5, Murray State (9/30/17)
<5 first downs	4, Boston College (10/24/15)
40+ points	42, Wake Forest (10/28/17)
50+ points	63, Rutgers (12/4/08)
60+ points	63, Rutgers (12/4/08)
70+ points	105, Murray State (10/8/32)
100 yards in penalties	118, Charlotte (9/1/16)
Scored a Safety	LSU (12/31/16)
Blocked punt	Boston College (10/24/15)
Blocked extra point	NC State (10/5/17)
Blocked field goal	Wake Forest (10/30/15)
TD on interception return	Germaine Pratt, NC State (10/5/17)
TD on punt return	Adam Humphries, Clemson (10/11/14)
TD on kickoff return	Anthony Ratliff-Williams, North Carolina (9/9/17)
TD on fumble return	Matthe Thomas, Florida State (10/21/17)
TD on blocked punt	Elijah Robinson, Boston College (10/24/15)
TD on fumble recovery	Nyqwan Murray, Florida State (10/21/17)
2-point conversion	Virginia (10/29/16)

Opponents, Individual

30+ rushing attempts	39, AJ Dillon, Boston College (10/14/17)
100+ yards rushing	134, Matt Colburn, Wake Forest (10/28/17)
150+ yards rushing	272, AJ Dillon, Boston College (10/14/17)
200+ yards rushing	272, AJ Dillon, Boston College (10/14/17)
250+ yards rushing	272, AJ Dillon, Boston College (10/14/17)
Two 100-yard rushers	P. White (200) & N. Devine (154), WVU (11/22/08)
60-yard+ run	75, AJ Dillon, Boston College (10/14/17)
70-yard+ run	75, AJ Dillon, Boston College (10/14/17)
80-yard+ run	81 yards, Travis Etienne, Clemson (9/16/17)
3+ rushing TDs	4, AJ Dillon, Boston College (10/14/17)

Passing

40+ attempts	44, Greg Ward Jr., Houston (11/17/16)
50+ attempts	51, Eric Dungey, Syracuse (9/9/16)
20+ completions	28, John Wolford, Wake Forest (10/28/17)
25+ completions	28, John Wolford, Wake Forest (10/28/17)
30+ completions	35, Maxwell Smith, Kentucky (9/2/12)
<10 compl. (at least 15 att.)	5, Anthony Brown, Boston College (10/14/17)
3 TD passes	5, John Wolford, Wake Forest (10/28/17)
4+ TD passes	5, John Wolford, Wake Forest (10/28/17)
250+ yards passing	461, John Wolford, Wake Forest (10/28/17)
300+ yards passing	461, John Wolford, Wake Forest (10/28/17)
350+ yards passing	461, John Wolford, Wake Forest (10/28/17)

Receiving

10+ receptions	10, Greg Dortch, Wake Forest (10/28/17)
100+ receiving yards	167, Greg Dortch, Wake Forest (10/28/17)
125+ receiving yards	167, Greg Dortch, Wake Forest (10/28/17)
150+ receiving yards	167, Greg Dortch, Wake Forest (10/28/17)
200+ receiving yards	201, T.Y. Hilton, FIU (9/9/11)
50-yard+ reception	52, Greg Dortch, Wake Forest (10/28/17)
60-yard+ reception	79, Jaylen Samuels, NC State (10/5/17)
70-yard+ reception	79, Jaylen Samuels, NC State (10/5/17)



GAME RECAPS



LOUISVILLE 35

1-0, 0-0

PURDUE 28

0-1, 0-0

Game 1 • Sept. 2 • Indianapolis, Ind. • Lucas Oil Stadium (37,394)

Lamar Jackson threw two touchdown passes and compiled 485 total yards Saturday, helping No. 16 Louisville escape with a 35-28 victory over Purdue.

The mistake-prone Cardinals snapped a three-game losing streak.

Jackson, of course, was the difference. He went 30 of 46 with 378 yards through the air while running 21 times for 107 yards. He also moved into the top five in school history on TD passes and yards rushing.

And when Louisville (1-0) needed the defending Heisman Trophy winner to be at his best in the fourth quarter, he didn't disappoint.

Jackson hooked up with Dez Fitzpatrick on a 20-yard score with 9:01 remaining to give the Cardinals a 32-28 lead then drove them into field goal position on the ensuing possession to make it a seven-point game.

Purdue (0-1) couldn't rally in coach Jeff Brohm's debut, losing its eighth straight.

Louisville blew three scoring chances in the first half - losing two fumbles at the goal line and mismanaging the clock at the end of the half. The Boilermakers converted another fumble recovery in the third quarter into a touchdown and nearly forced a fourth fumble.

Louisville also was called for five false start penalties in the first 16 minutes, finished with nine and had another penalty for an illegal snap. Cornerback Jaire Alexander, an All-American hopeful, got hurt on an ill-advised return off of a blocked field goal, costing the Cardinals 19 yards on a play that nearly resulted in yet another turnover. Alexander did not return.

Purdue took advantage of the miscues by building a 14-10 halftime lead, extending it to 21-13 in the third quarter and then retaking the lead on Elijah Sindelar's 14-yard TD pass to Jackson Anthrop with 10:48 left.

But Jackson put it away by leading Louisville to back-to-back scores.

POST-GAME NOTES

- The Cardinals are 7-1 in openers under head coach Bobby Petrino.
- Louisville is 257-25 when scoring 30 or more points in a game. Under Petrino, Louisville is 55-7 when reaching that mark.
- Louisville's defense finished the game with three interceptions. It is the most since the Cardinals tallied three against NC State in 2016.
- Louisville's offense logged 524 yards of offense, the program's 81st 500-yard game.
- Lamar Jackson had 481 yards of total offense, the sixth-highest output in a game in school history.
- Jackson threw for 378 yards, giving him 5,761 for his career. He moved into seventh on the school's career list, surpassing Ed Rubbert (1983-86).
- Jaylen Smith had a career-best eight catches for 117 yards. It is the second game of his career with at least 100 yards receiving.
- Blanton Creque connected on all three field goals in the victory, his fourth game with as many.
- Stacy Thomas accumulated six tackles in the victory. He also had a fumble recovery and returned his second career interception 61 yards for a touchdown.

SCORING SUMMARY

	1	2	3	4	F
Louisville	7	3	15	10	35
Purdue	7	7	7	7	28

1st	PU	Anthrop 26-yd pass from Sindelar (Dellinger kick), 3-36, 0:27	UL 0, PU 7
1st	UL	Davis 3-yd pass from Jackson (Creque kick), 8-64, 3:44	UL 7, PU 7
2nd	UL	Creque 23-yd field goal, 10-72, 3:29	UL 10, PU 7
2nd	PU	Worship 8-yd pass from Blough (Evans kick), 11-78, 4:26	UL 10, PU 14
3rd	UL	Creque 32-yd field goal, 4-7, 1:05	UL 13, PU 14
3rd	PU	Hopkins 2-yd pass from Blough (Dellinger kick), 5-40, 1:50	UL 13, PU 21
3rd	UL	Bonnafon 10-yd run (Jackson rush failed), 10-75, 3:10	UL 19, PU 21
3rd	UL	Thomas 61-yd int. return (Jackson pass int.)	UL 25, PU 21
4th	PU	Anthrop 14-yd pass from Sindelar (Evans kick), 8-67, 3:16	UL 25, PU 28
4th	UL	Fitzpatrick 20-yd pass from Jackson (Creque kick), 6-75, 1:47	UL 32, PU 28
4th	UL	Creque 30-yd field goal, 9-46, 3:16	UL 35, PU 28

TEAM STATISTICS

	UL	PU
First Downs	27	25
Rushes-Yards	33-146	21-51
Passing Yards	378	293
Pass Comp-Att-Int	30-46-0	33-57-3
Total Offense	524	344
Fumbles-Lost	3-3	2-1
Penalties-Yards	16-110	6-69
Punts-Yards (Avg./Net)	4-159 (39.8/37.5)	5-243 (48.6/40.8)
Kickoffs-Yards (Avg./Net)	8-504 (63.0/49.9)	5-323 (64.6/37.2)
Kickoff Returns (No.-Yds.-TD)	2-62-0	6-80-0
Punt Returns (No.-Yds.-TD)	3-39-0	2-9-0
Interceptions (No.-Yds.-TD)	3-61-1	0-0-0
Fumble Returns (No.-Yds.-TD)	0-0-0	2-51-0
Time of Possession	31:51	28:09
Third-Down Conversions	7-16	5-14
Fourth-Down Conversions	0-0	2-3
Red-Zone Scores-Chances	6-8	3-3
Sacks By (No.-Yds.)	4-15	0-0
Field Goals	3-3	0-1
Points Off Turnovers	6	7

INDIVIDUAL STATISTICS

	UL	PU
Rushing:	Jackson, 21-107-0	Fuller, 8-29-0
Passing:	Jackson, 30-46-0, 378 yds 2 TD	Blough, 18-26-2, 175yd, 2 TD
Receiving:	Jay. Smith, 8-117 yds, 0 TD	Anthrop, 7-82, 2 TD
Tackles:	Cannon, 9 (7-2)	Bentley, 10 (7-3)
Tackles for loss:	Greenard, 1.5-8yds	Okonye, 1.0-1yd
Sacks:	Young, 1.5-1yd	None
Interceptions:	Sta. Thomas, 1-61, 1 TD	None
Fumble Recoveries:	Sta. Thomas, 1-0, 0 TD	Ezechukwu, 1-32, 0 TD
Forced Fumbles:	Peterson, 1	Bentley, 2



GAME RECAPS



LOUISVILLE 47

2-0, 1-0



NORTH CAROLINA 35

0-2, 0-1

Game 2 • Sept. 9 • Chapel Hill, N.C. • Kenan Stadium (47,000)

Lamar Jackson shrugged off preseason questions about his chances of becoming only the second two-time Heisman Trophy winner, saying it wasn't a focus when he won it last year, nor would it be this fall.

That approach is working just fine, too.

Jackson accounted for 525 total yards and six touchdowns to help No. 17 Louisville pull away late and beat North Carolina 47-35 on Saturday, giving him more than 1,000 yards of total offense in two games.

"Last night I thought about that, like, 'Wow, this man here is special,'" said receiver Dez Fitzpatrick, who had two TD catches from Jackson. "He can do it all. He can throw, he can run, his football IQ is off the charts — everything. Really, just a once-in-a-lifetime type of quarterback."

The junior threw for 393 yards and three scores while also running for 132 yards and three TDs. The last came on a spinning-through-tacklers 11-yard run with 3:06 left to punctuate a dominant fourth-quarter effort by the Cardinals (2-0, 1-0 Atlantic Coast Conference).

Jackson had 485 total yards in last week's win against Purdue, with 107 of those coming on the ground.

"When you're in a situation, in a 1-on-1 with him, in open space, he's going to win," UNC coach Larry Fedora said. "And there's times when you're in a 2-on-1 in open space he's going to win. There aren't a whole lot of guys that can do that."

Junior Jaylen Smith had nine catches for a career-high 183 yards and a score for Louisville, which rolled to 705 yards.

The Cardinals trailed 28-27 entering the final quarter, but went ahead on Jackson's 3-yard keeper with 13:50 left. Louisville's defense then came up with two fourth-down stops — one at its own 1-yard line — to end promising drives by the Tar Heels (0-2, 0-1).

POST-GAME NOTES

- Louisville is 3-1 in league road openers since joining the ACC in 2014
- Louisville's 705 yards of total offense are the third most in school history and also the third-highest total allowed by North Carolina.
- Lamar Jackson and Malik Williams each surpassed 100-yards rushing, the first time the Cardinals achieved the feat since Wake Forest in 2016 (Lamar Jackson and Brandon Radcliff).
- Lamar Jackson's 525 yards of total offense are the eighth most in an ACC game in league history. He is the second player in FBS history to record at least 300 passing yards and 100 rushing yards in consecutive games.
- Jackson surpassed 1,000 yards of total offense with his performance against North Carolina. He has achieved the feat in consecutive seasons and is one of only two players in FBS history since 2000 to reach the 1,000-yard plateau.
- Jaylen Smith recorded his third career, second straight, 100-yard receiving game. He finished the contest with nine catches for 183 yards and one score.
- Malik Williams had career highs of 13 rushes and 149 yards, toting the ball an average of 11.5 yards per carry.

SCORING SUMMARY

	1	2	3	4	F
Louisville	10	10	7	20	47
North Carolina	7	7	14	7	35

1st	UL	Creque 37-yd field goal, 8-45, 3:51	UL 3, NC 0
1st	NC	Fritts 1-yd pass from Surratt (Jones kick), 4-61, 1:52	UL 3, NC 7
1st	UL	Fitzpatrick 9-yd pass from Jackson (Creque kick), 11-75, 5:08	UL 10, NC 7
2nd	UL	Creque 19-yd field goal, 12-85, 5:20	UL 13, NC 7
2nd	NC	Fritts 5-yd pass from Surratt (Jones kick), 7-75, 2:26	UL 13, NC 14
2nd	UL	Jay. Smith 75-yd pass from Jackson (Creque kick), 1-75, 0:10	UL 20, NC 14
3rd	UL	Jackson 43-yd run (Creque kick), 5-79, 2:24	UL 27, NC 14
3rd	NC	Ratiff 94-yd kickoff return (Jones kick)	UL 27, NC 21
3rd	NC	Jackson 22-yd pass from Harris (Jones kick), 9-77, 3:42	UL 27, NC 28
4th	UL	Jackson 3-yd run (Jackson pass failed), 11-75, 4:51	UL 33, NC 28
4th	UL	Fitzpatrick 30-yd pass from Jackson (Creque kick), 5-70, 1:57	UL 40, NC 28
4th	UL	Jackson 11-yd run (Creque kick), 6-99, 3:35	UL 47, NC 28
4th	NC	Carter 1-yd run (Jones kick), 10-63, 2:27	UL 47, NC 35

TEAM STATISTICS

	UL	NC
First Downs	35	20
Rushes-Yards	44-312	23-17
Passing Yards	393	3834
Pass Comp-Att-Int	25-39-0	29-38-0
Total Offense	705	401
Fumbles-Lost	0-0	2-0
Penalties-Yards	6-61	5-50
Punts-Yards (Avg./Net)	1-36 (36.0/36.0)	4-214 (53.5/51.5)
Kickoffs-Yards (Avg./Net)	9-515 (57.2/27.3)	5-316 (63.2/41.2)
Kickoff Returns (No.-Yds.-TD)	2-35-0	7-219-1
Punt Returns (No.-Yds.-TD)	1-8-0	0-0-0
Interceptions (No.-Yds.-TD)	0-0-0	0-0-0
Fumble Returns (No.-Yds.-TD)	0-0-0	0-0-0
Time of Possession	35:56	24:04
Third-Down Conversions	9-15	3-10
Fourth-Down Conversions	1-3	1-3
Red-Zone Scores-Chances	5-5	3-4
Sacks By (No.-Yds.)	2-25	2-7
Field Goals	2-2	0-0
Points Off Turnovers	0	0

INDIVIDUAL STATISTICS

	UL	NC
Rushing:	Mal. Williams, 13-149-0	J. Brown, 6-23-0
Passing:	Jackson, 25-39-0, 393 yds, 3 TD	Surratt, 12-14, 168 yds, 2 TD
Receiving:	Jay. Smith, 9-183 yds, 1 TD	Proehl, 8-120 yds, 0 TD
Tackles:	Etheridge, 8 (4-4)	A. Smith, 11 (8-3)
Tackles for loss:	Greenard, 3.0-25 yds	Dalton, 3.0-11 yds
Sacks:	Greenard, 1.0-21 yds	Dalton, 1.0-5 yds
Interceptions:	None	None
Fumble Recoveries:	None	None
Forced Fumbles:	Greenard, Chu. Williams, 1	None



GAME RECAPS



LOUISVILLE	21
2-1, 1-1	
CLEMSON	47
3-0, 1-0	

Game 3 • Sept. 16 • Louisville, Ky. • Papa John's Cardinal Stadium (55,588)

Louisville quarterback Lamar Jackson accounted for 381 yards of total offense and three touchdowns, but the No. 14 Cardinals fell 47-21 at home to third-ranked Clemson in a Saturday night Atlantic Coast Conference showdown.

Jackson passed for 317 yards and three TDs, but most of that came with things already in hand for Clemson (3-0, 1-0 ACC). The Tigers' Dorian O'Donnell returned an interception 44 yards for a TD and a 26-7 third-quarter lead, and they sacked Jackson five times. Kelly Bryant had TD runs of 8 and 1 yards sandwiched around a 79-yard scoring pass to wide-open Ray-Ray McCloud in the second quarter.

Jackson had TD passes of 11 yards to Charles Standberry, 36 yards to Jaylen Smith and 8 to Dez Fitzpatrick. But the junior struggled to throw and run all night for Louisville (2-1, 1-1 ACC). The Cardinals were outgained 613-433, even with a 14-point fourth quarter.

POST-GAME NOTES

- Louisville is 2-2 in league home openers since joining the ACC in 2014.
- Louisville is 90-31 at Papa John's Cardinal Stadium.
- The loss snapped the Cardinals' seven-game winning streak in the month of September.
- Louisville finished the game 2 for 3 on 4th-down conversions.
- Lamar Jackson climbed to the top of the ACC record book for career rushing yards by a quarterback, boosting his career total to 2,834. He passed Georgia Tech's Joshua Nesbitt, who previously held the mark with 2,806 yards.
- Trevon Young was credited with the blocked point-after attempt in the second quarter. It is the first PAT Louisville has blocked since Josh Minkins blocked one vs. Temple on Sept. 27, 2003.
- Traveon Samuel finished the game with two catches for 100 yards, the fourth game in school history a player reached 100-receiving yards with two or fewer catches.
- Stacy Thomas led the defense with 10 tackles. It is the third time he has had at least 10 tackles in Louisville's last five games and the fourth time in his career.

SCORING SUMMARY

	1	2	3	4	F
Clemson	7	12	14	14	47
Louisville	7	0	0	14	21

1st	CU	Bryant 8-yd run (Huegel kick), 10-79, 3:55	CU 7, UL 0
1st	UL	Standberry 11-yd pass from Jackson (Creque kick), 6-95, 1:58	CU 7, UL 7
2nd	CU	Huegel 31-yd field goal, 8-41, 3:25	CU 10, UL 7
2nd	CU	McCloud 79-yd pass from Bryant (Huegel kick blocked), 4-90, 1:25	CU 16, UL 7
2nd	CU	Huegel 49-yd field goal, 11-49, 2:49	CU 19, UL 7
3rd	CU	O'Daniel 44-yd int. return (Huegel kick)	CU 26, UL 7
3rd	CU	Bryant 1-yd run (Huegel kick), 11-66, 5:14	CU 33, UL 7
4th	UL	Jay. Smith 36-yd pass from Jackson (Creque kick), 9-75, 3:31	CU 33, UL 14
4th	CU	Choice 39-yd run (Huegel kick), 4-79, 1:49	CU 40, UL 14
4th	UL	Fitzpatrick 8-yd pass from Jackson (Creque kick), 11-85, 4:19	CU 40, UL 21
4th	CU	Etienne 81-yd run (Huegel kick), 2-75, 1:24	CU 47, UL 21

TEAM STATISTICS

	UL	CU
First Downs	21	25
Rushes-Yards	27-116	48-297
Passing Yards	317	316
Pass Comp-Att-Int	21-42-1	23-33-0
Total Offense	433	613
Fumbles-Lost	0-0	0-0
Penalties-Yards	4-35	4-30
Punts-Yards (Avg./Net)	8-350 (43.8/42.6)	4-207 (51.8/46.0)
Kickoffs-Yards (Avg./Net)	4-260 (65.0/45.0)	9-581 (64.6/41.8)
Kickoff Returns (No.-Yds.-TD)	5-105-0	2-30-0
Punt Returns (No.-Yds.-TD)	1-3-0	3-9-0
Interceptions (No.-Yds.-TD)	0-0-0	1-44-1
Fumble Returns (No.-Yds.-TD)	0-0-0	0-0-0
Time of Possession	24:28	35:32
Third-Down Conversions	5-16	9-17
Fourth-Down Conversions	2-3	1-1
Red-Zone Scores-Chances	2-3	3-3
Sacks By (No.-Yds.)	4-35	5-23
Field Goals	0-0	2-3
Points Off Turnovers	0	7

INDIVIDUAL STATISTICS

	UL	CU
Rushing:	Jackson, 17-64-0	Etienne, 6-98-1
Passing:	Jackson, 21-42-1, 317 yds, 3 TD	Bryant, 22-32-0, 316 yds, 1 TD
Receiving:	Jay. Smith, 5-79 yds, 1 TD	McCloud, 7-115 yds, 1 TD
Tackles:	Thomas, 10 (5-5)	Simmons, 8 (6-2)
Tackles for loss:	Hearns, 2.0-12 yds	Wilkins, 1.0-9 yds
Sacks:	Hearns, 2.0-12 yds	Wilkins, 1.0-9 yds
Interceptions:	None	O'Daniel, 1-44 yds, 1 TD
Fumble Recoveries:	None	None
Forced Fumbles:	None	None



GAME RECAPS


LOUISVILLE 42

3-1, 1-1


KENT STATE 3

1-3, 0-0

Game 4 • Sept. 23 • Louisville, Ky. • Papa John's Cardinal Stadium (47,812)

Louisville got the easy bounce-back victory it expected and Lamar Jackson broke a school record to boot.

Jackson accounted for three touchdowns to set a Louisville record with 88 in his career and the No. 19 Cardinals routed Kent State 42-3 Saturday.

A week after his team was soundly beaten by Clemson, Cardinals coach Bobby Petrino was happy with the effort but disappointed by four turnovers.

"We basically came out and took care of business," Petrino said.

Despite missing Jaylen Smith, the team's top receiver, Jackson threw for 299 yards and two touchdowns on 18-of-22 passing. His 16-yard touchdown pass to Javonte Bagley in the third quarter ended the scoring and gave him a school record for total touchdowns, breaking Chris Redman's career mark.

Jackson, the Heisman Trophy winner, finished with 333 yards total offense and three scores in three quarters of action against a defense ranked No. 119 in the country.

"I'm trying to win all these games," he said. "I'm not worried about the Heisman."

He put the Cardinals in position to win quickly. On the first play of the game, he connected with tight end Jordan Davis on a 69-yard reception. Four plays later, on fourth-and-goal, Malik Williams' 3-yard run gave the Cardinals a 7-0 lead over the Golden Flashes (1-3) less than two minutes into the game.

Louisville racked up 188 yards of offense and used a Trumaine Washington 37-yard interception return to lead 21-0 after a quarter. About the only thing that could match the Cardinals 539-yard offensive performance was a squirrel that made its way on the field in the second quarter. The squirrel's dash across the goal line drew cheers from the crowd.

Louisville's defense held Kent State to just 150 yards and also forced three turnovers.

Kent State's Paul Haynes, who served as Louisville's secondary coach in 2002 and as Petrino's defensive coordinator at Arkansas, coached from the press box for the second straight week after returning from prostate cancer surgery.

POST-GAME NOTES

- Louisville is 91-31 at Papa John's Cardinal Stadium.
- The Cardinals' totaled 14 tackles for loss, the most since achieving 15 versus Boston College on Oct. 24, 2015.
- Louisville averaged 9.5 yards per play, the most since a 10.4 yard average at Syracuse on Sept. 9, 2016. The performance against Kent State ranks as the 10th highest in school history.
- Kent State's 11 passing yards are fewest allowed by UofL since Western Kentucky had 10 yards in 1989. It's the fewest passing yards achieved by a major college opponent since Wichita State had eight yards in 1975.
- Lamar Jackson broke the UofL record for TD responsibility, accounting for his 88th career touchdown to pass the mark previously held by Chris Redman (87, 1996-99).
- Trumaine Washington logged his seventh career interception, returning it 37 yards in the first quarter for the score. It is the second pick-6 of his career.
- Malik Williams recorded his first career two-rushing touchdown game, finishing the contest with nine carries for 47 yards.

SCORING SUMMARY

	1	2	3	4	F
Kent State	0	3	0	0	3
Louisville	21	7	14	0	42

1st	UL	Williams 3-yd run (Creque kick), 5-75, 1:59	KS 0, UL 7
1st	UL	Williams 33-yd run (Creque kick), 7-89, 3:36	KS 0, UL 14
1st	UL	Washington 37-yd int. return (Creque kick)	KS 0, UL 21
2nd	KS	Hynes 48-yd field goal, 4-5, 1:05	KS 3, UL 21
2nd	UL	Jackson 13-yd run (Creque kick), 8-75, 1:47	KS 3, UL 28
3rd	UL	Dawkins 32-yd pass from Jackson (Creque kick), 7-77, 3:20	KS 3, UL 35
3rd	UL	Bagley 15-yd pass from Jackson (Creque kick), 5-66, 1:43	KS 3, UL 42

TEAM STATISTICS

	UL	KS
First Downs	23	11
Rushes-Yards	27-165	54-139
Passing Yards	374	11
Pass Comp-Att-Int	23-30-2	2-5-1
Total Offense	539	150
Fumbles-Lost	2-2	2-2
Penalties-Yards	4-30	5-45
Punts-Yards (Avg./Net)	1-45 (45.0/45.0)	8-369 (46.1/42.6)
Kickoffs-Yards (Avg./Net)	7-447 (63.9/43.3)	2-130 (65.0/40.0)
Kickoff Returns (No.-Yds.-TD)	0-0-0	3-44-0
Punt Returns (No.-Yds.-TD)	3-8-0	0-0-0
Interceptions (No.-Yds.-TD)	1-37-1	2-13-0
Fumble Returns (No.-Yds.-TD)	1-4-0	0-0-0
Time of Possession	23:18	36:42
Third-Down Conversions	4-10	5-15
Fourth-Down Conversions	1-2	0-0
Red-Zone Scores-Chances	3-3	0-0
Sacks By (No.-Yds.)	2-17	1-7
Field Goals	0-0	1-1
Points Off Turnovers	14	3

INDIVIDUAL STATISTICS

	UL	KS
Rushing:	Williams, 9-47-2	Crum, 18-62-0
Passing:	Jackson, 18-22-2, 299 yds, 2 TD	Bollas, 2-4-1, 11 yds, 0 TD
Receiving:	Dawkins, 4-75 yds, 1 TD	Brumfield, 1-6 yds, 0 TD
Tackles:	Etheridge, 9 (4-5)	Jones, 9 (3-6)
Tackles for loss:	Greenard, 2.0-17 yds	Alexander, 1.5-8 yds
Sacks:	Greenard, 2.0-17 yds	Alexander, 1.0-7 yds
Interceptions:	Washington, 1-37 yds, 1 TD	Monday, 2-13 yds, 0 TD
Fumble Recovery:	Etheridge/Avery, 1 each	Foster/Hines, 1 each
Forced Fumbles:	K. Pass, 1	Parker/Hines, 1 each



GAME RECAPS



LOUISVILLE

55

4-1, 1-1

MURRAY STATE

10

1-4, 0-1

Game 5 • Sept. 30 • Louisville, Ky. • Papa John's Cardinal Stadium (47,826)

In a week full of outside distractions, No. 17 Louisville was focused on the field with overwhelming results.

Lamar Jackson had a short but productive day, throwing for 249 yards and three touchdowns in just over a half and the Cardinals (4-1) routed Murray State 55-10 on Saturday.

The reigning Heisman Trophy winner, who had just one play after halftime, added 100 yards rushing and a TD on seven carries. He's now just 13 yards short of becoming the seventh player in Atlantic Coast Conference history to reach 10,000 total career yards.

"He's a freak of nature, honestly," said redshirt freshman wide receiver Dez Fitzpatrick, who caught two of Jackson's touchdown passes. "He's something I've never seen before. I'm just blessed playing with him."

Jawon Pass stepped in after Jackson left, throwing for 115 yards and one touchdown and added another TD on the ground with 29 seconds left in the game. The two completed passes to 14 separate players as the Cardinals totaled 364 yards through the air. Louisville rolled up 312 yards on the ground.

The Cardinals led 35-3 at halftime as they held the Racers (1-4) to eight rushing yards in the first half. The Racers' only touchdown came after Pass fumbled the snap on the first play in the third quarter and defensive back Jason Johnson recovered and returned it 23 yards for the score.

At halftime, the Louisville men's basketball team received a more than 90-second standing ovation from the crowd of 47,826 at Papa John's Cardinal Stadium. The school announced David Padgett as the team's interim coach on Friday. The school has acknowledged its involvement in a federal investigation and placed head basketball coach Rick Pitino on unpaid administrative leave.

"It's been a hard week and heartbreaking for our university and our city," coach Bobby Petrino said. "But one of the things we wanted to do as a team was just really focus, stay together, hopefully play well and give some inspiration to the fans and the city of Louisville."

POST-GAME NOTES

- It is the second time this season the Cardinals' offense totaled more than 600 yards (676 versus Murray State; 705 versus North Carolina).
- Louisville went 8 for 8 in the red zone, marking the Cardinals' best performance since going 8 for 8 against NC State on Oct. 22, 2016.
- UofL set a school record for margin of total offense, outgaining Murray State by 596 yards.
- Lamar Jackson broke the UofL record for points responsibility, accounting for his 554th to pass the mark previously held by Chris Redman (536, 1996-99).
- Jackson, who had 100 yards on the ground, set the Louisville record for most 100-yard rushing games, gaining 100 or more yards on the ground for the 16th time.
- Dez Fitzpatrick, who had two receiving scores in the game and now six for the season, is one shy of the UofL record for a freshman held by Arnold Jackson (1997) and Mario Urrueta (2005).
- Blanton Creque connected on two field goals – 37 yards and 44 yards – to push his streak to 12 consecutive.

SCORING SUMMARY

	1	2	3	4	F
Murray State	3	0	7	0	10
Louisville	14	21	10	10	55

1st	UL	Jackson 2-yd run (Creque kick), 6:77, 2:20	MS 0, UL 7
1st	MS	Vicente 36-yd field goal, 12:63, 6:02	MS 3, UL 7
1st	UL	Fitzpatrick 9-yd pass from Jackson (Creque kick), 2:21, 0:30	MS 3, UL 14
2nd	UL	Fitzpatrick 9-yd pass from Jackson (Creque kick), 9:63, 2:58	MS 3, UL 21
2nd	UL	Standberry 8-yd pass from Jackson (Creque kick), 7:83, 2:17	MS 3, UL 28
2nd	UL	Bonnafeon 6-yd run (Creque kick), 9:79, 4:49	MS 3, UL 35
3rd	MS	Johnson 23-yd fumble recovery (Vicente kick)	MS 10, UL 35
3rd	UL	Creque 37-yd field goal, 9:55, 4:23	MS 10, UL 38
3rd	UL	Bagley 14-yd pass from J. Pass (Creque kick), 4:56, 1:43	MS 10, UL 45
4th	UL	Creque 44-yd field goal, 14:44, 5:59	MS 10, UL 48
4th	UL	J. Pass 2-yd run (Creque kick), 18:98, 8:07	MS 10, UL 55

TEAM STATISTICS

	UL	MS
First Downs	38	5
Rushes-Yards	46-312	22-19
Passing Yards	364	61
Pass Comp-Att-Int	32-45-0	10-21-0
Total Offense	676	80
Fumbles-Lost	2-2	1-1
Penalties-Yards	7-69	4-59
Punts-Yards (Avg./Net)	1-45 (45.0/45.0)	9-421 (46.8/44.1)
Kickoffs-Yards (Avg./Net)	10-587 (58.7/41.5)	3-169 (56.3/39.7)
Kickoff Returns (No.-Yds.-TD)	2-25-0	6-97-0
Punt Returns (No.-Yds.-TD)	5-24-0	1-0-0
Interceptions (No.-Yds.-TD)	0-0-0	0-0-0
Fumble Returns (No.-Yds.-TD)	0-0-0	1-23-1
Time of Possession	37:51	22:09
Third-Down Conversions	7-13	2-12
Fourth-Down Conversions	2-3	0-0
Red-Zone Scores-Chances	8-8	1-1
Sacks By (No.-Yds.)	0-0	3-19
Field Goals	2-2	1-1
Points Off Turnovers	7	7

INDIVIDUAL STATISTICS

	UL	MS
Rushing:	Jackson, 7-100-1	Newble, 4-11-0
Passing:	Jackson, 18-26-0, 249 yds, 3 TD	Newble, 9-17-0, 64 yds, 0 TD
Receiving:	Reed, 4-94 yds, 0 TD	Castille, 2-15, 0 TD
Tackles:	Young, 5 (5-0)	Wade, 11 (5-6)
Tackles for loss:	Greenard, 2.0-6 yds	Quinn, 1.0-7 yds
Sacks:	None	Quinn, 1.0-7 yds
Interceptions:	None	None
Fumble Recovery:	Lam. Thomas, 1-0	Jas. Johnson, 1-23, 1 TD
Forced Fumbles:	None	Sanford, 1



GAME RECAPS



LOUISVILLE	25
4-2, 1-2	
NC STATE	39
5-1, 3-0	

Game 6 • Oct. 5 • Raleigh, N.C. • Carter-Finley Stadium (56,107)

Nyheim Hines ran for two touchdowns and Ryan Finley threw for another to help No. 24 North Carolina State beat No. 17 Louisville 39-25 on Thursday night.

Hines ran for 102 yards and had a 48-yard kickoff return in the fourth quarter that helped set up a touchdown drive for the Wolfpack (5-1, 3-0 Atlantic Coast Conference).

Finley threw for 367 yards and a 48-yard score to Kelvin Harmon, part of N.C. State's 520 total yards on a night it never trailed against the Cardinals (4-2, 1-2).

Then there was the Wolfpack's defensive front, which kept the pressure on reigning Heisman Trophy winner Lamar Jackson.

"They don't want to be denied what they feel is theirs right now," Wolfpack coach Dave Doeren said. "There's no flinch in these guys, I can tell you that."

Jackson ran for his second touchdown to pull the Cardinals to 32-25 with 4:10 left, then got the ball back with a chance to tie it. But linebacker Germaine Pratt picked up a deflected pass and returned it 25 yards - blasting through an attempted tackle by Jackson near the goal line - for a clinching score with 2:52 left.

"We've got a lot of work to do," Cardinals coach Bobby Petrino said. "I'm not getting it done. I've got to do a better job with our coaches, do a better job with our players and get back on the right track."

POST-GAME NOTES

- Louisville had 470 yards of total offense, marking the 16th time in the last 19 games achieving at least 400 yards.
- Lamar Jackson became the third player in Louisville history, seventh in ACC history, to reach 10,000 yards (10,414 currently) of total offense for his career. He is the first Louisville player, second in the ACC, to reach the plateau before their senior season.
- Jackson became the sixth player in FBS history to rush for 3,000 yards and pass for over 7,000 passing yards in a career. He has 3,041 rushing yards and 7,373 passing yards.
- Jackson's second rushing touchdown made him the ACC career record holder for rushing touchdowns by a quarterback with 39. At the school level, he is tied with Michael Bush (2003-06) for second on the career chart.
- Dez Fitzpatrick had career highs of 10 catches and 134 yards. His 10 receptions tie Iln Green's freshman record, first set against North Carolina on Nov. 9, 1996.
- Blanton Creque was 2 for 2 on field goals, including a career-long 48 in the third quarter. He moved into seventh on the school's career chart with 25. He passed Wilbur Summers, who made 24 from 1972-75.

SCORING SUMMARY

	1	2	3	4	F
Louisville	0	10	3	12	25
NC State	0	17	7	15	39

2nd ST	Harmon 48-yd pass from Finley (Wise kick), 5-59, 1:42	UL 0, ST 7
2nd UL	Dawkins 23-yd pass from Jackson (Creque kick), 9-75, 4:20	UL 7, ST 7
2nd ST	Wise 21-yd field goal, 6-87, 2:21	UL 7, ST 10
2nd ST	Hines 11-yd run (Wise kick), 7-77, 1:36	UL 7, ST 17
2nd UL	Creque 28-yd field goal, 11-68, 1:42	UL 10, ST 17
3rd UL	Creque 48-yd field goal, 8-49, 3:59	UL 13, ST 17
3rd ST	Hines 7-yd run (Wise kick), 9-78, 3:36	UL 13, ST 24
4th UL	Jackson 4-yd run (Jackson pass failed), 9-62, 3:48	UL 19, ST 24
4th ST	Gallaspy 3-yd run (Hines pass from Finley), 5-45, 2:22	UL 19, ST 32
4th UL	Jackson 3-yd run (Creque kick blocked), 7-80, 2:04	UL 25, ST 32
4th ST	Pratt 25-yd int return (Wise kick)	UL 25, ST 39

TEAM STATISTICS

	UL	ST
First Downs	25	23
Rushes-Yards	29-116	39-153
Passing Yards	354	367
Pass Comp-Att-Int	26-48-1	20-32-0
Total Offense	470	520
Fumbles-Lost	0-0	2-1
Penalties-Yards	10-69	6-50
Punts-Yards (Avg./Net)	5-203 (40.6/40.0)	3-135 (45.0/38.3)
Kickoffs-Yards (Avg./Net)	5-281 (56.2/35.2)	7-416 (59.4/38.6)
Kickoff Returns (No.-Yds.-TD)	3-71-0	4-105-0
Punt Returns (No.-Yds.-TD)	0-0-0	2-3-0
Interceptions (No.-Yds.-TD)	0-0-0	1-25-1
Fumble Returns (No.-Yds.-TD)	0-0-0	0-0-0
Time of Possession	29:27	30:33
Third-Down Conversions	9-16	5-12
Fourth-Down Conversions	0-1	1-1
Red-Zone Scores-Chances	3-4	4-6
Sacks By (No.-Yds.)	0-0	4-24
Field Goals	2-2	1-2
Points Off Turnovers	0	7

INDIVIDUAL STATISTICS

	UL	ST
Rushing:	Jackson, 19-73-2	Hines, 18-102-2
Passing:	Jackson, 26-47-1, 354 yds, 1 TD	Finley, 20-31-0, 367 yds, 1 TD
Receiving:	Fitzpatrick, 10-134 yds, 0 TD	Harmon, 6-133 yds, 1 TD
Tackles:	Young, 8 (3-5)	Morehead, 11 (7-4)
Tackles for loss:	Cannon, 1.0-3 yds	Bryant, 2.0-13 yds
Sacks:	None	Bryant, 2.0-13 yds
Interceptions:	None	Pratt, 1-25 yds, 1 TD
Fumble Recovery:	Hearns, 1-0	None
Forced Fumbles:	None	None



GAME RECAPS



LOUISVILLE	42
4-3, 1-3	
BOSTON COLLEGE	45
3-4, 1-3	

Game 7 • Oct. 14 • Louisville, Ky. • Papa John's Cardinal Stadium (44,679)

Colton Lichtenberg kicked a 27-yard field goal as time expired, pushing Boston College past Louisville 45-42 in a shootout Saturday after the Cardinals tied the game late behind three fourth-quarter scores by Heisman Trophy winner Lamar Jackson.

After Jackson's 41-yard TD run with 5:03 remaining tied the wild game at 42, BC's Isaac Yiadom recovered the second of two fumbles at Louisville's 39. Freshman A.J. Dillon, who rushed for two of his career-best four TDs in the fourth quarter, ran seven times to get the Eagles down to the Cardinals 10 and set up Lichtenberg's game-winning kick that gave BC (3-4, 1-3 Atlantic Coast Conference) its first league victory.

"That's a tough loss right there," coach Bobby Petrino said. "That's about as tough of a loss as I can remember."

Dillon finished with career-best 272 yards on 39 carries, rushing for TDs from 1, 3, 11 and 75 yards. Jon Hilliman rushed for two TDs.

Jackson, who had 512 combined yards, accounted for five TDs, his biggest being a 40-yard pass to Dez Fitzpatrick, along with runs of 9 and 41 yards that wiped out a 14-point deficit. He was driving Louisville (4-3, 1-3) toward a possible go-ahead score and hit Jaylen Smith for 20 yards to midfield before Smith fumbled and gave the Eagles a final chance to win.

Louisville outgained Boston College 625-555, but lost for the third time in five games.

POST-GAME NOTES

- It is the second time in school history the Cardinals had a pair of 100-yard receivers and 100-yard rushers. The first time, it happened in 2016 at Syracuse, when Jamari Staples (136) and James Quick (108) each passed the century mark for receiving and Lamar Jackson (199) and Brandon Radcliff (156) did it on the ground.
- Lamar Jackson set the Louisville record for career rushing yards with 3,221. Walter Peacock set the old record, with 3,204 from 1972-75. Jackson also broke the rushing touchdowns record with his 42nd.
- Jackson became the sixth player in FBS history to rush for 3,000 yards and pass for over 7,000 passing yards in a career. He has 3,041 rushing yards and 7,373 passing yards.
- Jackson is the first player in the ACC's 65-year history to have three games with at least 500 yards of total offense.
- Dez Fitzpatrick's seventh touchdown of the season tied him with Arnold Jackson (1997) and Mario Urrutia (2005) for most receiving touchdowns in a season by a freshman.
- Dorian Etheridge paced the Cardinals' with a season-high 14 tackles, including nine solo stops. It is the most tackles by a true freshman since records are available in 1972.

SCORING SUMMARY

	1	2	3	4	F
Boston College	7	7	14	17	45
Louisville	14	7	0	21	42

1st UL	Averett 22-yd pass from Jackson (Creque kick), 9-75, 3:22	BC 0, UL 7
1st UL	Jackson 20-yd run (Creque kick), 6-80, 2:23	BC 0, UL 14
1st BC	Smith 42-yd pass from Brown (Lichtenberg kick), 6-78, 2:43	BC 7, UL 14
2nd UL	Bonnafon 64-yd run (Creque kick), 1-64, 0:10	BC 7, UL 21
2nd BC	Dillon 1-yd run (Lichtenberg kick), 8-48, 1:47	BC 14, UL 21
3rd BC	Dillon 3-yd run (Lichtenberg kick), 14-72, 5:19	BC 21, UL 21
3rd BC	Hilliman 6-yd run (Lichtenberg kick), 4-64, 1:32	BC 28, UL 21
4th BC	Dillon 11-yd run (Lichtenberg kick), 4-22, 1:20	BC 35, UL 21
4th UL	Fitzpatrick 40-yd pass from Jackson (Creque kick), 6-84, 2:42	BC 35, UL 28
4th BC	Dillon 75-yd run (Lichtenberg kick), 1-75, 0:14	BC 42, UL 28
4th UL	Jackson 9-yd run (Creque kick), 10-79, 3:00	BC 42, UL 35
4th UL	Jackson 41-yd run (Creque kick), 6-83, 2:21	BC 42, UL 42
4th BC	Lichtenberg 27-yd field goal, 8-29, 1:49	BC 45, UL 42

TEAM STATISTICS

	UL	BC
First Downs	25	27
Rushes-Yards	36-293	59-364
Passing Yards	332	191
Pass Comp-Att-Int	19-39-1	12-28-1
Total Offense	625	555
Fumbles-Lost	1-1	2-0
Penalties-Yards	4-30	1-10
Punts-Yards (Avg./Net)	6-286 (47.7/33.7)	6-235 (39.2/36.0)
Kickoffs-Yards (Avg./Net)	7-434 (62.0/38.7)	7-446 (63.7/42.7)
Kickoff Returns (No.-Yds.-TD)	3-47-0	3-63-0
Punt Returns (No.-Yds.-TD)	1-(1)-0	4-64-0
Interceptions (No.-Yds.-TD)	1-0-0	1-24-0
Fumble Returns (No.-Yds.-TD)	0-0-0	1-11-0
Time of Possession	29:30	30:30
Third-Down Conversions	5-15	9-18
Fourth-Down Conversions	2-2	1-1
Red-Zone Scores-Chances	2-2	5-5
Sacks By (No.-Yds.)	2-13	0-0
Field Goals	0-0	1-2
Points Off Turnovers	0	10

INDIVIDUAL STATISTICS

	UL	BC
Rushing:	Jackson, 22-180-3	Dillon, 39-272-4
Passing:	Jackson, 19-39-1, 332 yds, 2 TD	Brown, 5-17-1, 100 yds, 1 TD
Receiving:	Fitzpatrick, 7-127 yds, 1 TD	Sweeney, 4-57 yds, 0 TD
Tackles:	Etheridge, 14 (9-5)	Schwab, 11 (6-5)
Tackles for loss:	TreS. Smith, 2.0-10 yds	Lamot, 1.0-1 yds
Sacks:	TreS. Smith, 1.0-8 yds	None
Interceptions:	TreS. Smith, 1-0 yds	Ray, 1-24 yds
Fumble Recovery:	None	Moore, 1-11 yds
Forced Fumbles:	Stewart, 1	Wade, 1



GAME RECAPS



LOUISVILLE

31

5-3, 2-3



FLORIDA STATE

28

2-4, 2-3

Game 8 • Oct. 21 • Tallahassee, Fla. • Doak S. Campbell Stadium (72,764)

Blanton Creque's first game-winning field goal at any level of football came at the opportune time for Louisville.

The sophomore's 34-yard field goal with five seconds remaining lifted the Cardinals to an emotional 31-28 win over Florida State on Saturday. The Cardinals (5-3, 2-3 ACC) took over on their own 24 with 2:05 remaining after Henry Famurewa recovered a James Blackman fumble. They then drove 59 yards in eight plays before Creque's kick.

"That's the first time I've ever had a kick to win or tie a game (late). I just tried to treat it like any other kick," Creque said. "We needed that win bad. It's been a rough week."

Not only is it Louisville's first win at Doak Campbell Stadium since 1952, snapping a nine-game losing streak here, but it caps an emotional week for the school's athletic program.

The win is also a lift for a Cardinals squad that had lost two straight, including a 45-42 loss to Boston College last Saturday.

"This was very huge. We needed this to boost our momentum," said quarterback Lamar Jackson, who had 334 yards of total offense and accounted for two touchdowns.

Florida State trailed 28-14 going into the fourth quarter before rallying on a pair of Nyqwan Murray touchdowns. The junior recovered a Patrick fumble in the end zone to bring the Seminoles within a TD and then tied it when he hauled in a 20-yard pass from Blackman with 8:58 remaining.

It was not enough though as the Seminoles' nightmare season continues. After being ranked third in the AP Preseason Poll, FSU (2-4, 2-3) has dropped its first three home games for the first time since 1974 and is off to its worst start since Bobby Bowden's final season in 2009.

Even more important is that the Seminoles are in danger of missing a bowl game for the first time since 1982.

"It was a hurt locker room because they knew they were that close, but you play a guy like Louisville, Bobby (Petrino) and Lamar and those guys when you got them down you can't let them up," coach Jimbo Fisher said.

Jackson passed for a season-low 156 yards — he was 13 of 21 with a touchdown — but the Cardinals were very effective on the ground with 293 yards and averaging 6.7 yards per carry. Jackson led the way with 178 yards on 23 carries with a TD while Reggie Bonnafon (16 carries, 74 yards) and Dae Williams also ran for scores.

"You know how much I like the passing game but I thought the best way to win this game is to really run the ball at them," Petrino said. "We called a lot more run plays than I really like to. Our receivers were getting antsy, but when we did call it they made plays."

Blackman was 16 of 28 for 248 yards with two touchdowns but he also committed all three FSU turnovers (two interceptions, one fumble). Cam Akers was the leading rusher with 16 carries for 75 yards and Jacques Patrick had 70 yards on 14 carries. Murray had four receptions for 95 yards.

POST-GAME NOTES

- Louisville has totaled at least 400 yards of offense in 18 of the last 21 games.
- Lamar Jackson had his eighth-straight game with 300 yards of total offense, the second longest streak at UofL.
- Jackson increased his career total offense to 11,260, making him only the fourth player in ACC history to eclipse the 11,000-yard plateau.
- Blanton Creque's 34-yard field goal is the first game-winner for UofL since John Wallace made a 29-yarder in a 20-17 win at Rutgers in 2012.
- Trumaine Washington had two interceptions in the game, the first multi-pick game of his career. He is the first Louisville player to have at least two picks in a game since Jaire Alexander picked off two at Virginia on Oct. 29, 2016.
- Seven different receivers had at least one catch in the game, led by Jaylen Smith's five receptions for 49 yards.

SCORING SUMMARY

	1	2	3	4	F
Louisville	7	7	14	3	31
Florida State	7	7	0	14	28

1st	UL	Jackson 22-yd run (Creque kick), 7-75, 3:23	UL 7, FSU 0
1st	FS	Izzo 7-yd pass from Blackman (Aguayo kick), 9-78, 5:00	UL 7, FSU 7
2nd	FS	Thomas 34-yd fumble recovery (Aguayo kick)	UL 7, FSU 14
2nd	UL	Dawkins 26-yd pass from Jackson (Creque kick), 8-75, 3:04	UL 14, FSU 14
3rd	UL	Bonnafon 2-yd run (Creque kick), 6-73, 2:31	UL 21, FSU 14
3rd	UL	Dae Williams 25-yd run (Creque kick), 5-45, 1:40	UL 28, FSU 14
4th	FS	Murray 0-yd fumble recovery (Aguayo kick), 14-74, 6:44	UL 28, FSU 21
4th	FS	Murray 20-yd pass from Blackman (Aguayo kick), 6-74, 2:18	UL 28, FSU 28
4th	UL	Creque 34-yd field goal, 8-59, 2:00	UL 31, FSU 28

TEAM STATISTICS

	UL	FSU
First Downs	22	23
Rushes-Yards	44-293	38-155
Passing Yards	156	248
Pass Comp-Att-Int	13-21-0	16-28-2
Total Offense	449	403
Fumbles-Lost	1-1	2-1
Penalties-Yards	2-13	4-40
Punts-Yards (Avg./Net)	3-149 (49.7/43.7)	3-126 (42.0/35.3)
Kickoffs-Yards (Avg./Net)	6-387 (64.5/40.3)	5-311 (62.2/44.8)
Kickoff Returns (No.-Yds.-TD)	1-12-0	2-45-0
Punt Returns (No.-Yds.-TD)	1-0-0	3-18-0
Interceptions (No.-Yds.-TD)	2-44-0	0-0-0
Fumble Returns (No.-Yds.-TD)	0-0-0	1-34-1
Time of Possession	28:50	31:10
Third-Down Conversions	5-10	6-12
Fourth-Down Conversions	0-2	1-1
Red-Zone Scores-Chances	2-2	3-3
Sacks By (No.-Yds.)	2-17	2-6
Field Goals	1-2	0-1
Points Off Turnovers	10	7

INDIVIDUAL STATISTICS

	UL	FSU
Rushing:	Jackson, 23-178-1	Akers, 16-75-0
Passing:	Jackson, 13-21-0, 156 yds, 1 TD	Blackman, 16-28-2, 248 yds, 2 TD
Receiving:	Jay. Smith, 5-49 yds, 0 TD	Murray, 4-95 yds, 1 TD
Tackles:	Stewart, 9 (5-4)	Thomas (5-5) & Marshall (4-6), 10
Tackles for loss:	Hearns, 1.5-2 yds	Sweat, 2.0-8 yds
Sacks:	Young, 1.0-12 yds	Sweat, 1.0-2 yds
Interceptions:	Washington, 2-44 yds	None
Fumble Recovery:	Famurewa, 1-0 yds	Thomas, 1-34 yds, 1 TD
Forced Fumbles:	Chu. Williams, 1	Kaindoh, 1



GAME RECAPS



LOUISVILLE	32
5-4, 2-4	
WAKE FOREST	42
5-3, 2-3	

Game 9 • Oct. 28 • Winston-Salem, N.C. • BB&T Field (29,593)

John Wolford threw four of his five touchdown passes to Greg Dortch, leading Wake Forest past Louisville 42-32 on Saturday.

Dortch set a school record with his four TD catches while Wolford became the first Wake Forest player in 19 years to throw for more than 400 yards, passing for 461 and completing 28 of 34 passes and adding a short scoring run for the Demon Deacons (5-3, 2-3 Atlantic Coast Conference).

Matt Colburn rushed for a career-best 134 yards to help the Wake Forest offense roll up a season-best 625 total yards and snap its three-game losing streak.

"You've just got to find a way," Wake Forest coach Dave Clawson said. "Today we found a way, and probably got one of the biggest wins we've gotten in our four years here."

It was obvious the most explosive playmaker on the field was Dortch - not reigning Heisman Trophy winner Lamar Jackson.

Dortch finished with 10 catches for 167 yards. After scoring five touchdowns in the season's first four games - all wins - he'd gone three straight without finding the end zone before nearly matching his season total in less than 35 minutes.

Wolford hit Dortch with a 32-yard catch-and-run touchdown and found the redshirt freshman speedster again on a 4-yard swing pass that he took into the end zone less than 5 minutes into the second quarter.

They connected for a third time on another catch-and-run score, a 25-yarder with 89 seconds before the break. Dortch broke the school's single-game scoring record with his 52-yarder to make it 35-10 not even 5 minutes into the third.

Wolford hit Chuck Wade with a 44-yard score with 57 seconds remaining.

Jackson rushed for 161 yards and three touchdowns - of 7, 4 and 55 yards - but the last two came after the Cardinals (5-4, 2-4) fell behind by 25 points in the second half. He was sacked a season-high six times, was 27 of 44 for 330 yards passing with a 20-yard score to Charles Standberry with 14 seconds left, and earlier threw an interception in the end zone for Louisville, which has lost three of four.

"We just want to finish strong and play with pride," coach Bobby Petrino said.

POST-GAME NOTES

- Louisville has totaled at least 400 yards of offense in 19 of the last 22 games.
- Chucky Williams, Zykies Cannon, and Stacy Thomas each had 10 tackles. It is the second time this season Louisville had three players finish with double-digit tackles in a game.
- Lamar Jackson became the fourth player and first underclassman in FBS history with 3,000 yards rushing and 8,000 yards passing in a career.
- Jackson is the fifth quarterback in FBS history to rush for 40 TDs and pass for 60 TDs, doing so earlier in his career than any other player.
- Jackson set a Louisville record for most 150-yard rushing games, reaching that mark for the 11th time in his career.
- Blanton Creque finished the game with six points, moving him to eighth on Louisville's all-time points by a kicker with 157. He passed Wilbur Summers who had 153 from 1972-75.
- Stacy Thomas' 3.5 TFLs are the most in a game since DeVonte Fields had 4.5 at Kentucky on Nov. 28, 2015.

SCORING SUMMARY

	1	2	3	4	F
Louisville	3	7	7	15	32
Wake Forest	14	14	7	7	42

1st	WF	Wolford 1-yd run (Weaver kick), 10-91, 3:08	UL 0, WF 7
1st	UL	Creque 35-yd field goal, 14-57, 4:51	UL 3, WF 7
1st	WF	Dortch 32-yd pass from Wolford (Weaver kick), 4-66, 1:18	UL 3, WF 14
2nd	WF	Dortch 4-yd pass from Wolford (Weaver kick), 10-80, 2:38	UL 3, WF 21
2nd	UL	Jackson 7-yd run (Creque kick), 9-70, 3:38	UL 10, WF 21
2nd	WF	Dortch 25-yd pass from Wolford (Weaver kick), 5-75, 1:29	UL 10, WF 28
3rd	WF	Dortch 52-yd pass from Wolford (Weaver kick), 4-70, 1:04	UL 10, WF 35
3rd	UL	Jackson 4-yd run (Creque kick), 12-75, 4:28	UL 17, WF 35
4th	UL	Jackson 55-yd run (Jay. Smith pass from Jackson), 4-62, 0:49	UL 25, WF 35
4th	WF	Wade 44-yd pass from Wolford (Weaver kick), 2-46, 0:13	UL 25, WF 42
4th	UL	Standberry 20-yd pass from Jackson (Creque kick), 4-64, 0:43	UL 32, WF 42

TEAM STATISTICS

	UL	WF
First Downs	30	26
Rushes-Yards	42-191	39-164
Passing Yards	332	461
Pass Comp-Att-Int	28-46-1	28-34-0
Total Offense	523	625
Fumbles-Lost	1-0	3-1
Penalties-Yards	0-0	6-55
Punts-Yards (Avg./Net)	5-196 (39.2/34.2)	2-77 (38.5/39.5)
Kickoffs-Yards (Avg./Net)	4-242 (60.5/41.8)	7-409 (58.4/39.7)
Kickoff Returns (No.-Yds.-TD)	2-31-0	4-50-0
Punt Returns (No.-Yds.-TD)	1-(2)-0	2-5-0
Interceptions (No.-Yds.-TD)	0-0-0	1-0-0
Fumble Returns (No.-Yds.-TD)	0-0-0	0-0-0
Time of Possession	33:59	26:01
Third-Down Conversions	6-16	8-13
Fourth-Down Conversions	2-3	1-3
Red-Zone Scores-Chances	4-6	2-2
Sacks By (No.-Yds.)	1-5	7-33
Field Goals	1-1	0-0
Points Off Turnovers	0	7

INDIVIDUAL STATISTICS

	UL	WF
Rushing:	Jackson, 27-161-3	Colburn, 24-141-0
Passing:	Jackson, 27-44-1, 330 yds, 1 TD	Wolford, 28-34-0, 461 yds, 5 TD
Receiving:	Jay. Smith, 6-73 yds, 0 TD	Dortch, 10-167 yds, 4 TD
Tackles:	Cannon, Thomas, Williams, 10	Bassey (7-3), 10
Tackles for loss:	Thomas, 3.5-13 yds	Strnad, 2.5-11 yds
Sacks:	Thomas, 1.0-5 yds	Strnad, 2.5-11 yds
Interceptions:	None	Bassey, 1-0 yds
Fumble Recovery:	Team, 1-0 yds	None
Forced Fumbles:	Chu. Williams, 1	Strnad, 1



#10 JAIRE ALEXANDER ■ Jr. ■ CB

CHARLOTTE, N.C.
ROCKY RIVER HS

CAREER STATS

Yr	G/S	S	A	Tot	TFL-Yd	Sk-Yd	FR	FF	Int	PB
2015	12/1	14	5	19	0-0	0-0	0-0	0	1-5	2
2016	13/13	31	8	39	1-1	0-0	1-0	1	5-37	9
2017	3/2	1	4	5	0-0	0-0	0-0	0	0-0	0
Tot.	28/16	46	17	63	1.0-1	0-0	1-0	1	6-42	11

2017 SEASON NOTES

- Made two tackles against NC State after missing the previous four games
- Left the Purdue game early with a knee injury and sat out the last three games
- Named to the all-ACC preseason team
- Tabbed to the Paul Hornung, Jim Thorpe, Chuck Bednarik, and Bronko Nagurski preseason watch lists
- Was voted one of seven team captains

2017 GAME-BY-GAME

Opponent	Tackles		Sacks		FF-FR-Yds	Int-Yds	PBU	QBH
	UT-AT-TT	TFL-Yds	No-Yds					
Purdue	0-0-0	0-0	0-0		0-0-0	0-0	0	0
N. Carolina		DNP						
Clemson		DNP						
Kent State		DNP						
Murray St.		DNP						
NC State	1-1-2	0-0	0-0	0-0-0	0-0	0-0	0	0
Boston College	0-3-3	0-0	0-0	0-0-0	0-0	0-0	0	0
Florida State		DNP						
Wake Forest		DNP						

CAREER HIGHS

Tackles: 10 vs. Texas A&M, 12/30/15
 Tackles for Loss: 1.0 vs. Charlotte, 9/1/16
 Sacks: --
 Interceptions: 2 (2x) MR vs. Virginia, 10/29/16
 Pass Breakups: 2 (2x) MR vs. Wake Forest, 11/12/16
 Punt Returns: 5 vs. Boston College, 10/24/15
 Punt Return Yards: 130 vs. Florida State, 09/17/16
 Longest Punt Return: 69 vs. Florida State, 09/17/16



#11 KEMARI AVERETT ■ Fr. ■ TE

ATLANTA, GA.
GRADY HS

CAREER STATS

Yr	G/S	Rec	Yds	TD	Y/C	LG
2017	6/0	5	53	1	10.6	22
Tot.	6/0	5	53	1	10.6	22

2017 SEASON NOTES

- Recorded first career touchdown against Boston College on a 22-yard reception
- Hauled in first collegiate catch against Kent State, finishing the contest with two catches for 13 yards

CAREER HIGHS

Receptions: 5 vs. Wake Forest, 10/28/17
 Receiving Yards: 53 vs. Wake Forest, 10/28/17
 Long Reception: 22 vs. Wake Forest, 10/28/17
 Touchdowns: 1 vs. Wake Forest, 10/28/17

2017 GAME-BY-GAME

Opponent	No.	Yds.	TD	Lg
Purdue		DNP		
N. Carolina		DNP		
Clemson		DNP		
Kent State	0	0	0	0
Murray St.	2	13	0	9
NC State	0	0	0	0
Boston College	1	22	1	2
Florida State	0	0	0	0
Wake Forest	2	18	0	10



#9 C.J. AVERY ■ Fr. ■ S

GRENADA, MISS.
GRENADA HS

CAREER STATS

Yr	G/S	S	A	Tot	TFL-Yd	Sk-Yd	FR	FF	Int	PB
2017	9/1	7	8	15	0.5-1	0-0	1-4	0	0-0	0
Tot.	9/1	7	8	15	0.5-1	0-0	1-4	0	0-0	0

2017 SEASON NOTES

- Registered a season-high six tackles against Kent State, including first fumble career recovery
- One of two freshmen on the team with double-digit tackles (11)

CAREER HIGHS

Tackles: 4 vs. Kent State, 9/23/17
 Tackles for Loss: 0.5 vs. NC State, 10/5/17
 Sacks: --
 Interceptions: --
 Pass Breakups: --
 Fumble Recovery: 1 vs. Kent State, 9/23/17

2017 GAME-BY-GAME

	Tackles		Sacks				
Opponent	UT-AT-TT	TFL-Yds	No-Yds	FF-FR-Yds	Int-Yds	PBU	QBH
Purdue	1-0-1	0-0	0-0	0-0-0	0-0	0	0
N. Carolina	0-1-1	0-0	0-0	0-0-0	0-0	0	0
Clemson	2-1-3	0-0	0-0	0-0-0	0-0	0	0
Kent State	2-4-6	0-0	0-0	0-1-4	0-0	0	0
Murray St.	1-0-1	0-0	0-0	0-0-0	0-0	0	0
NC State	1-2-3	0.5-1	0-0	0-0-0	0-0	0	0
Boston College	0-0-0	0-0	0-0	0-0-0	0-0	0	0
Florida State	0-0-0	0-0	0-0	0-0-0	0-0	0	0
Wake Forest	0-0-0	0-0	0-0	0-0-0	0-0	0	0



#88 JAVONTE BAGLEY ■ Sr. ■ WR

VERO BEACH, FLA.
VERO BEACH HS

CAREER STATS

Yr	G/S	Rec	Yds	TD	Y/C	LG
2015	11/1	7	88	0	12.6	39
2016	7/0	3	21	0	7.0	10
2017	5/0	4	43	2	10.8	16
Tot.	23/1	14	152	2	10.9	39

CAREER HIGHS

Receptions: 3 vs. Boston College, 10/24/15
 Receiving Yards: 69 vs. Boston College, 10/24/15
 Long Reception: 39 vs. Boston College, 10/24/15
 Touchdowns: 1 (2x) MR vs. Murray State, 9/30/17

2017 SEASON NOTES

- Hauled in second career touchdown, a 14-yard score against Murray State
- Had two catches for 31 yards, including first career touchdown reception, against the Golden Flashes
- Made first appearance of the season against Kent State

2017 GAME-BY-GAME

Opponent	No.	Yds.	TD	Lg
Purdue		DNP		
N. Carolina		DNP		
Clemson		DNP		
Kent State	2	31	1	16
Murray St.	2	12	1	14
NC State		DNP		
Boston College	0	0	0	0
Florida State	0	0	0	0
Wake Forest	0	0	0	0



#14 DREW BAILEY ■ Sr. ■ DL

JACKSONVILLE, FLA.
PEARL RIVER CC

CAREER STATS

Yr	G/S	S	A	Tot	TFL-Yd	Sk-Yd	FR	FF	Int	PB
2015	12/0	2	7	9	1-4	0.5-3	0-0	0	0-0	0
2016	13/12	33	25	58	9-26	2-13	1-0	0	0-0	0
2017	7/2	2	5	7	0.0-0	0.5-0	0-0	0	0-0	0
Tot.	32/14	37	37	74	10.0-30	3.0-16	1-0	0	0-0	0

CAREER HIGHS

Tackles: 11 vs. Duke, 10/14/16
 Tackles for Loss: 3 vs. Duke, 10/14/16
 Sacks: 1.0 vs. Syracuse, 9/9/17
 Interceptions: --
 Pass Breakups: --
 Blocked Kicks: 1 vs. Purdue, 9/2/17

2017 SEASON NOTES

- Made two stops in limited action against Florida State and Wake Forest
- Totaled three tackles in the season-opener against Purdue

2017 GAME-BY-GAME

Opponent	Tackles		Sacks		FF-FR-Yds	Int-Yds	PBU	QBH
	UT-AT-TT	TFL-Yds	No-Yds	No-Yds				
Purdue	0-3-3	0-0	0.5-0	0-0	0-0-0	0-0	0	0
N. Carolina	0-0-0	0-0	0-0	0-0	0-0-0	0-0	0	0
Clemson	0-0-0	0-0	0-0	0-0	0-0-0	0-0	0	0
Kent State		DNP						
Murray St.		DNP						
NC State	0-0-0	0-0	0-0	0-0	0-0-0	0-0	0	0
Boston College	0-0-0	0-0	0-0	0-0	0-0-0	0-0	0	0
Florida State	0-2-2	0-0	0-0	0-0	0-0-0	0-0	0	0
Wake Forest	2-0-2	0-0	0-0	0-0	0-0-0	0-0	0	0



#7

REGGIE BONNAFON ■ Sr. ■ RB

LOUISVILLE, KY.
TRINITY HS

CAREER STATS

RUSHING

Yr	G/S	Att	Yds	TD	Y/C	LG
2014	10/5	72	164	5	2.3	36
2015	11/2	45	175	0	3.9	29
2016	13/10	5	7	0	1.4	5
2017	9/8	69	332	4	4.8	64
Tot.	43/25	191	678	9	3.5	64

RECEIVING

Yr	G/S	Rec	Yds	TD	Y/C	LG
2014	--	--	--	--	--	--
2015	11/2	10	105	0	10.5	26
2016	13/10	13	159	5	12.2	24
2017	9/8	19	121	0	6.4	21
Tot.	43/25	42	385	5	9.2	26

PASSING

Yr	G/S	C	A	Int	Yds	TD	Pct	Lg	Effic
2014	10/5	61	120	4	864	5	50.8	52	118.4
2015	11/2	14	24	1	192	2	58.3	40	144.7
2016	13/0	0	0	0	0	0	--	--	--
2017	9/0	0	1	0	0	0	0.0	0	0.0
Tot.	42/7	75	145	5	1,056	7	51.7	52	121.9

CAREER HIGHS

Rushes: 16 vs. Florida State, 10/21/17
 Rushing Yards: 107 vs. Boston College, 10/14/17
 Rushing TDs: 2 (2x) MR vs. Notre Dame, 11/22/15
 Long Rush: 64 vs. Boston College, 10/14/17
 Receptions: 3 vs. Florida State, 10/17/15
 Receiving Yards: 69 vs. Florida State, 09/17/16
 Receiving TDs: 2 vs. Virginia, 10/29/16
 Long Reception: 26 vs. Wake Forest, 10/30/15

2017 SEASON NOTES

- Compiled another stellar game, rushing 16 times for 74 yards and one touchdown against Florida State
- Had a breakout game on the ground against Boston College, carrying the ball 12 times for a career-high 107 yards and one touchdown; also ripped off a career-high 64 yard run
- Logged second rushing score of the season in the win over Murray State
- Had Louisville's first rushing touchdown of the season, a 10-yard score against Purdue
- Named the starting running back after previously playing quarterback and wide receiver earlier in his career
- Selected as one of seven team captains

2017 GAME-BY-GAME

Opponent	-----Rushing-----				-----Receiving-----			
	No.	Yds.	TD	Lg	No.	Yds	TD	LG
Purdue	6	33	1	13	3	5	0	4
N. Carolina	10	22	0	12	3	21	0	21
Clemson	4	17	0	7	0	0	0	0
Kent State	3	18	0	13	2	30	0	21
Murray St.	4	26	1	13	2	19	0	10
NC State	4	13	0	5	3	7	0	5
Boston College	12	107	1	64	1	3	0	3
Florida State	16	74	1	15	2	14	0	9
Wake Forest	10	22	0	9	3	22	0	15



#24

ZYKIESIS CANNON ■ Sr. ■ CB

MAULDIN, S.C.
CAROLINA ACADEMY

CAREER STATS

Yr	G/S	S	A	Tot	TFL-Yd	Sk-Yd	FR	FF	Int	PB
2014	9/0	2	2	4	0-0	0-0	0-0	0	0-0	0
2015	10/1	11	5	16	0-0	0-0	0-0	0	0-0	1
2016	12/10	35	31	66	3.0-9	0.5-3	0-0	0	1-1	3
2017	9/8	36	23	59	2.0-6	0-0	0-0	0	0-0	2
Tot.	40/19	84	61	145	4.0-12	0.5-3	0-0	0	1-1	6

CAREER HIGHS

Tackles: 10 vs. Wake Forest, 10/28/17
 Tackles for Loss: 1.0 (4x) MR vs. Wake Forest, 10/28/17
 Sacks: 0.5 vs. Marshall, 9/24/16
 Interceptions: 1 vs. LSU, 12/31/16
 Pass Breakups: 2 vs. Virginia, 10/29/16

2017 SEASON NOTES

- Accumulated a career-high 10 tackles against Wake Forest, also logging one tackle for loss
- Had at least five tackles for the second-consecutive game, tallying eight against Boston College
- Made nine stops against Clemson
- Opened season with nine tackles against Purdue

2017 GAME-BY-GAME

Opponent	Tackles		Sacks		Int-Yds	PBU	QBH
	UT-AT-TT	TFL-Yds	No-Yds	FF-FR-Yds			
Purdue	7-2-9	0-0	0-0	0-0-0	0-0	1	1
N. Carolina	4-1-5	0-0	0-0	0-0-0	0-0	0	0
Clemson	6-3-9	0-0	0-0	0-0-0	0-0	0	0
Kent State	1-4-5	0-0	0-0	0-0-0	0-0	0	0
Murray St.	2-2-4	0-0	0-0	0-0-0	0-0	0	0
NC State	3-2-5	1.0-3	0-0	0-0-0	0-0	1	0
Boston College	4-4-8	0-0	0-0	0-0-0	0-0	0	0
Florida State	2-2-4	0-0	0-0	0-0-0	0-0	0	1
Wake Forest	7-3-10	1.0-3	0-0	0-0-0	0-0	0	0



#45 BLANTON CREQUE ■ So. ■ K

SHELBYVILLE, KY.
COLLINS HS

CAREER STATS

Yr	G/S	FGM-A	FG%	Lg	11-29	30-39	40-49	50+	PAT	PAT%
2015		redshirt								
2016	13/0	16-19	.842	47	10-10	5-6	1-3	0-0	39-40	.975
2017	9/0	11-12	.917	48	3-3	7-7	1-2	0-0	37-38	.974
Tot.	22/0	27-31	.871	48	13-13	12-13	2-5	0-0	76-78	.974

CAREER HIGHS

FG Made:	4 vs. NC State, 10/22/16
FG Attempted:	4 vs. NC State, 10/22/16
Long FG:	48 vs. NC State, 10/5/17
PAT Made:	8 vs. Marshall, 9/24/16
PAT Attempted:	8 vs. Marshall, 9/24/16
Points scored:	18 vs. NC State, 10/22/16

2017 SEASON NOTES

- Is 27 of 31 in his career for an 87.1 percent clip that ranks first in school history
- Totaled six points against Wake Forest, moving into eighth on school's all-time points by a kicker with 157
- Hit a 34-yard game-winning field goal at Florida State
- Moved into sole possession of seventh with 25 career field goals following the 2-for-2 performance at NC State
- Hit a career-long 48-yard field goal against the Wolfpack, his 14th straight overall
- Totaled a season-best 13 points against Murray State, including connecting on both field goals
- Connected on 12-consecutive field goals, dating back to the 2016 season, before a miss against Florida State

2017 GAME-BY-GAME

Opponent	XP-ATT	FG-ATT	Lg	Blk	Pts
Purdue	2-2	3-3	32	0	11
N. Carolina	5-5	2-2	37	0	11
Clemson	3-3	0-0	0	0	3
Kent State	6-6	0-0	0	0	6
Murray St.	7-7	2-2	44	0	13
NC State	1-2	2-2	48	0	7
Boston College	6-6	0-0	0	0	6
Florida State	4-4	1-2	34	0	7
Wake Forest	3-3	1-1	35	0	6



#83 MICKY CRUM ■ Jr. ■ TE

COLUMBUS, OHIO
HAMILTON TOWNSHIP

CAREER STATS

Yr	G/S	Rec	Yds	TD	Y/C	LG
2015	12/6	14	163	3	11.6	29
2016	8/1	1	7	0	7.0	7
2017	8/2	8	99	0	12.4	21
Tot.	28/9	23	269	3	11.7	29

CAREER HIGHS

Receptions:	6 vs. Houston, 9/12/15
Receiving Yards:	103 vs. Houston, 9/12/15
Long Reception:	29 vs. Houston, 9/12/15
Touchdowns:	1 (3x) MR vs. Texas A&M, 12/30/15

2017 SEASON NOTES

- Caught a season-best three passes for 30 yards against Murray State
- Had one catch in the first six games, with a season long of 21 yards against North Carolina

2017 GAME-BY-GAME

Opponent	No.	Yds.	TD	Lg
Purdue	1	18	0	18
N. Carolina	1	21	0	21
Clemson	1	2	0	2
Kent State		DNP		
Murray St.	3	30	0	11
NC State	1	8	0	8
Boston College	1	20	0	20
Florida State	0	0	0	0
Wake Forest	0	0	0	0



#5 SETH DAWKINS ■ So. ■ WR

COLUMBUS, OHIO
FRANKLIN HEIGHTS HS

CAREER STATS

RECEIVING						
Yr	G/S	Rec	Yds	TD	Y/C	LG
2016	12/2	11	191	1	17.4	53
2017	8/6	29	462	3	15.9	65
Tot.	20/8	40	653	4	16.3	65
RUSHING						
Yr	G/S	Att	Yds	TD	Y/C	LG
2016	12/2	1	4	0	4.0	4
2017	8/0	0	0	0	0.0	0
Tot.	20/2	1	4	0	4.0	4
KICK RETURN						
Yr	G/S	Ret	Yds	TD	Avg/Ret	LG
2016	12/0	14	306	0	21.9	30
2017	8/0	9	205	0	22.8	43
Tot.	20/0	23	511	0	22.2	43

CAREER HIGHS

Receptions:	5 (2x) MR vs. Wake Forest, 10/28/17
Receiving Yards:	133 vs. NC State, 10/5/17
Receiving TDs:	1 (4x) MR vs. Florida State, 10/21/17
Long Reception:	65 vs. NC State, 10/5/17
Rushes:	1 vs. Marshall, 9/24/16
Rushing Yards:	4 vs. Marshall, 9/24/16
Rushing TDs:	--
Long Rush:	4 vs. Marshall, 9/24/16
Kickoff Returns:	5 vs. Clemson, 9/16/17
Kickoff Return Yds:	105 vs. Clemson, 9/16/17
Long Kickoff Return:	43 vs. Purdue, 9/2/17

2017 SEASON NOTES

- Had a breakout performance against NC State, tallying career highs of five receptions and 133 yards; also logged a touchdown and a career-long 65-yard reception
- Recorded a career-best 105 yards on kickoff returns, averaging 21 yards, against Clemson
- Logged four receptions against Purdue; also returned a kickoff a career-long 43 yards against the Boilermakers

2017 GAME-BY-GAME

-----Receiving-----					-----Kick Returns-----			
Opponent	No.	Yds.	TD	Lg	No.	Yds	TD	LG
Purdue	4	56	0	21	2	62	0	43
N. Carolina	3	45	0	21	1	23	0	23
Clemson	4	28	0	12	5	105	0	31
Kent State	4	75	1	32	0	0	0	0
Murray St.	3	34	0	12	0	0	0	0
NC State	5	133	1	65	1	15	0	15
Boston College		DNP						
Florida State	1	26	1	26	0	0	0	0
Wake Forest	5	65	0	19	0	0	0	0

#17 **DORIAN ETHERIDGE ■ Fr. ■ LB**CHARLESTON, W.VA.
CAPITAL HS**CAREER STATS**

Yr	G/S	S	A	Tot	TFL-Yd	Sk-Yd	FR	FF	Int	PB
2017	9/9	28	26	54	2.5-4	0-0	1-0	0	0-0	2
Tot.	9/9	28	26	54	2.5-4	0-0	1-0	0	0-0	2

SEASON HIGHS

Tackles:	14 vs. Boston College, 10/14/17
Tackles for Loss:	2.0 vs. Kent State, 10/28/17
Sacks:	--
Interceptions:	--
Fumble Recovery:	1 vs. Kent State, 9/23/17
Pass Breakups:	1 (2x) MR vs. Wake Forest, 10/28/17

2017 SEASON NOTES

- Paced the defense with a season-high 14 tackles against Boston College, the most by a true freshman in school history since records are available in 1972
- Had a team-leading nine tackles against Kent State, including first career fumble recovery
- Led the Cardinals' defense with eight tackles against North Carolina
- Started at linebacker against Purdue, becoming the first true freshman to start at the position since James Burgess in 2012

2017 GAME-BY-GAME

Opponent	Tackles		Sacks	FF-FR-Yds	Int-Yds	PBU	QBH
	UT-AT-TT	TFL-Yds					
Purdue	1-1-2	0.5-2	0-0	0-0-0	0-0	1	0
N. Carolina	4-4-8	0-0	0-0	0-0-0	0-0	0	0
Clemson	1-1-2	0-0	0-0	0-0-0	0-0	0	0
Kent State	4-5-9	2.0-2	0-0	0-1-0	0-0	0	0
Murray St.	1-1-2	0-0	0-0	0-0-0	0-0	0	0
NC State	1-5-6	0-0	0-0	0-0-0	0-0	0	0
Boston College	9-5-14	0-0	0-0	0-0-0	0-0	0	0
Florida State	3-2-5	0-0	0-0	0-0-0	0-0	0	0
Wake Forest	4-2-6	0-0	0-0	0-0-0	0-0	1	0

#87 **DEZ FITZPATRICK ■ r-Fr. ■ WR**FARMINGTON HILLS, MICH.
WATERFORD MOTT HS**CAREER STATS**

Yr	G/S	Rec	Yds	TD	Y/C	LG
2016	redshirt					
2017	9/6	39	610	7	15.6	48
Tot.	9/6	39	610	7	15.6	48

CAREER HIGHS

Receptions:	10 vs. NC State, 10/5/17
Receiving Yards:	134 vs. NC State, 10/5/17
Long Reception:	48 vs. Boston College, 10/14/17
Touchdowns:	2 (2x) MR vs. Murray State, 9/30/17

2017 SEASON NOTES

- Had second-consecutive 100-yard receiving game, totaling 127 yards on seven catches against Boston College; also had a career-long 48-yard catch
- Caught seventh receiving touchdown of the season against the Eagles, tied with Arnold Jackson (1997) and Mario Urrutia (2005) for most by a freshman in school history
- Pulled in season highs of 10 catches and 134 yards against NC State
- The 10 receptions tied Ibn Green's freshman record, first set against North Carolina on Nov. 9, 1996; the 134 receiving yards are the fourth most by a freshman in school history and the highest since Mario Urrutia had 138 against Florida Atlantic in 2005
- Totaled three touchdowns in two games after hauling in a couple scores against North Carolina
- Accumulated four catches for 95 yards and one score against Purdue in collegiate debut

2017 GAME-BY-GAME

Opponent	No.	Yds.	TD	Lg
Purdue	4	95	1	39
N. Carolina	4	78	2	30
Clemson	2	38	1	30
Kent State	2	24	0	17
Murray St.	4	45	2	15
NC State	10	134	0	27
Boston College	7	127	1	48
Florida State	1	13	0	13
Wake Forest	5	56	0	17



#58 JONATHAN GREENARD ■ So. ■ LB

HIRAM, GA.
HIRAM HS

CAREER STATS

Yr	G/S	S	A	Tot	TFL-Yd	Sk-Yd	FR	FF	Int	PB
2015	redshirt									
2016	12/1	8	14	22	7.0-29	2.5-21	0-0	0	1-42	2
2017	9/3	21	15	36	11.5-81	5.0-58	0-0	1	0-0	1
Tot.	21/4	29	29	58	18.5-110	7.5-79	0-0	1	1-42	3

CAREER HIGHS

Tackles: 9 vs. Boston College, 10/14/17
 Tackles for Loss: 3.0 vs. North Carolina, 9/9/17
 Sacks: 2.0 vs. Kent State, 9/23/17
 Interceptions: 1 vs. NC State, 10/22/16
 Passes Breakups: 1 (3x) MR vs. Clemson, 9/16/17

2017 SEASON NOTES

- Had a career-high nine tackles against Boston College, while extending tackles for loss streak to seven games with 1.5 against the Eagles
- Logged three tackles, including two for loss, against Murray State
- Accounted for at least one sack for the fourth-consecutive game, tallying a career-best 2.0 versus Kent State
- Already has five sacks in 2017 after 2.5 in 12 games last year
- Had a season-best four tackles along with his first forced fumble against North Carolina

2017 GAME-BY-GAME

Opponent	Tackles		Sacks		FF-FR-Yds	Int-Yds	PBU	QBH
	UT-AT-TT	TFL-Yds	No-Yds	No-Yds				
Purdue	2-3-5	1.5-8	1.0-6	0-0-0	0-0	0	0	2
N. Carolina	3-1-4	3.0-25	1.0-21	1-0-0	0-0	0	0	0
Clemson	3-1-4	1.0-14	1.0-14	0-0-0	0-0	1	1	1
Kent State	2-1-3	2.0-17	2.0-17	0-0-0	0-0	0	0	0
Murray St.	2-1-3	2.0-6	0-0	0-0-0	0-0	0	0	0
NC State	2-2-4	0.5-2	0-0	0-0-0	0-0	0	0	0
Boston College	5-4-9	1.5-9	0-0	0-0-0	0-0	0	1	1
Florida State	1-1-2	0-0	0-0	0-0-0	0-0	0	1	1
Wake Forest	1-1-2	0-0	0-0	0-0-0	0-0	0	0	0



#99 JAMES HEARNS ■ Sr. ■ LB

TALLAHASSEE, FLA.
LINCOLN HS

CAREER STATS

Yr	G/S	S	A	Tot	TFL-Yd	Sk-Yd	FR	FF	Int	PB
2013	redshirt									
2014	2/0	0	0	0	0-0	0-0	0-0	0	0-0	0
2015	12/0	9	3	12	3.5-15	2.5-14	1-0	0	0-0	0
2016	12/12	31	12	43	11-82	8.0-71	0-0	5	0-0	2
2017	9/6	19	11	30	7.5-26	3.0-17	1-0	0	0-0	2
Tot.	34/18	59	26	85	22.0-123	13.5-102	2-0	5	0-0	4

CAREER HIGHS

Tackles: 8 vs. Clemson, 9/16/17
 Tackles for Loss: 2.0 (4x) MR vs. Kent State, 9/23/17
 Sacks: 2.0 (2x) MR vs. Clemson, 9/16/17
 Interceptions: --
 Fumble Recoveries: 1 (2x) MR vs. NC State, 10/5/17
 Passes Breakups: 1 (4x) MR vs. Florida State, 10/21/17

2017 SEASON NOTES

- Tied a career high with 2.0 tackles for loss against Kent State, second time achieving that mark this season
- Totaled a career-best eight tackles against Clemson, including first two sacks of the season
- Made four stops in the victory over North Carolina

2017 GAME-BY-GAME

Opponent	Tackles		Sacks		FF-FR-Yds	Int-Yds	PBU	QBH
	UT-AT-TT	TFL-Yds	No-Yds	No-Yds				
Purdue	1-2-3	0-0	0-0	0-0-0	0-0	0	0	0
N. Carolina	3-1-4	0.5-0	0-0	0-0-0	0-0	0	0	0
Clemson	6-2-8	2.0-12	2.0-12	0-0-0	0-0	0	0	0
Kent State	3-2-5	2.0-5	0-0	0-0-0	0-0	0	0	0
Murray St.	0-0-0	0-0	0-0	0-0-0	0-0	0	1	1
NC State	2-1-3	0-0	0-0	0-1-0	0-0	0	0	0
Boston College	2-0-2	1.0-5	1.0-5	0-0-0	0-0	1	0	0
Florida State	2-2-4	1.5-2	0-0	0-0-0	0-0	1	0	0
Wake Forest	0-1-1	0.5-2	0-0	0-0-0	0-0	0	0	0



#21 LONDON IAKOPO ■ Jr. ■ LB

CARSON, CALIF.
LONG BEACH CC

CAREER STATS

Yr	G/S	S	A	Tot	TFL-Yd	Sk-Yd	FR	FF	Int	PB
2016	5/0	3	2	5	0-0	0-0	0-0	0	0-0	0
2017	9/1	6	6	12	1.5-9	1.0-9	0-0	0	0-0	0
Tot.	14/1	9	8	17	1.5-9	1.0-9	0-0	0	0-0	0

CAREER HIGHS

Tackles: 3 (3x) MR vs. NC State, 10/5/17
 Tackles for Loss: 1.0 vs. Clemson, 9/16/17
 Sacks: 1.0 vs. Clemson, 9/16/17
 Interceptions: --
 Pass Breakups: --

2017 SEASON NOTES

- Earned first career start and tied a career high with three tackles against Kent State
- Logged first career sack against Clemson
- Came off the bench and contributed two tackles against Purdue

2017 GAME-BY-GAME

Opponent	Tackles		Sacks		FF-FR-Yds	Int-Yds	PBU	QBH
	UT-AT-TT	TFL-Yds	No-Yds	No-Yds				
Purdue	1-1-2	0.5-0	0-0	0-0-0	0-0	0	0	0
N. Carolina	0-0-0	0-0	0-0	0-0-0	0-0	0	0	0
Clemson	3-0-3	1.0-9	1.0-9	0-0-0	0-0	0	0	0
Kent State	1-2-3	0-0	0-0	0-0-0	0-0	0	0	0
Murray St.	0-0-0	0-0	0-0	0-0-0	0-0	0	0	0
NC State	0-3-3	0-0	0-0	0-0-0	0-0	0	0	0
Boston College	0-0-0	0-0	0-0	0-0-0	0-0	0	0	0
Florida State	1-0-1	0-0	0-0	0-0-0	0-0	0	0	0
Wake Forest	0-0-0	0-0	0-0	0-0-0	0-0	0	0	0



#8

LAMAR JACKSON ■ Jr. ■ QB

POMPANO BEACH, FLA.
BOYNTON BEACH HS

CAREER STATS

PASSING

Yr	G/S	C	A	Int	Yds	TD	Pct	Lg	Effic
2015	12/7	135	247	8	1840	12	54.7	56	126.8
2016	13/13	230	409	9	3543	30	56.2	74	148.8
2017	9/9	197	326	6	2808	18	60.4	78	147.3
Tot.	34/29	562	982	23	8191	60	57.2	78	142.8

RUSHING

Yr	G/S	Att	Yds	TD	Y/C	LG
2015	12/8	163	960	11	5.9	73
2016	13/13	260	1571	21	6.0	72
2017	9/9	163	1029	14	6.3	55
Tot.	34/30	586	3560	46	6.1	73

2017 GAME-BY-GAME

Opponent	-----Passing-----					-----Rushing-----				
	Comp-Att-Int	Yds	TD	Lg	No.	Yds	TD	LG		
Purdue	30-46-0	378	2	39	21	107	0	15		
N. Carolina	25-39-0	393	3	75	19	132	3	43		
Clemson	21-42-1	317	3	78	17	64	0	30		
Kent State	18-22-2	299	2	69	8	34	1	18		
Murray St.	18-26-0	249	3	57	7	100	1	30		
NC State	26-47-1	354	1	65	19	73	2	17		
Boston College	19-39-1	332	2	48	22	180	3	41		
Florida State	13-21-0	156	1	26	23	178	1	51		
Wake Forest	27-44-1	330	1	26	27	161	3	55		

CAREER HIGHS

Completions:	30 vs. Purdue, 9/2/17
Passing Attempts:	47 vs. NC State, 10/5/17
Passing Yards:	417 vs. Marshall, 9/24/16
Passing TDs:	6 vs. Charlotte, 9/1/16
Interceptions:	3 vs. Kentucky, 11/26/16
Long Pass:	78 vs. Clemson, 9/16/17
Rushes:	31 vs. Clemson, 10/1/16
Rushing Yards:	226 vs. Texas A&M, 12/30/15
Rushing TDs:	4 (2x) MR vs. Florida State, 9/17/16
Long Rush:	73 vs. Samford, 9/26/15
Total Offense Yards:	610 vs. Syracuse, 9/9/16

CAREER HONORS

- ▶ 2016 Heisman Trophy, youngest winner of the award
- ▶ 2016 Davey O'Brien Award, nation's top quarterback
- ▶ 2016 Maxwell Award as the nation's top football player
- ▶ 2016 ACC Player of the Year and ACC Offensive Player of the Year
- ▶ 2015 Music City Bowl MVP

2017 SEASON NOTES

- ▶ Registered fifth 100-yard rushing game of the season, going 161 yards against Wake Forest; became the fourth player - first underclassman - in FBS history with 3,000 rushing and 8,000 passing yards in a career
- ▶ From the performance against Wake Forest, became the third player - first underclassman - to have consecutive seasons with 1,000 rushing and 2,500 passing yards
- ▶ Became the fifth quarterback in FBS history to rush for 40 TDs and pass for 60 TDs, doing so earlier in his career than any other player, after throwing for one score against the Demon Deacons
- ▶ Had 491 yards of total offense, totaling 14th career with at least 400 yards of offense to break the ACC record
- ▶ Produced 512 yards of total offense (332 passing, 180 rushing), with five touchdowns responsible against Boston College
- ▶ With 180 rushing yards against the Eagles, broke the school's career rushing yards record originally held by Walter Peacock (3,204, 1972-75)
- ▶ Rushed for three touchdowns against Boston College, setting the school's career rushing touchdowns record
- ▶ Became the first player in the ACC's 65-year history to have three games with at least 500 yards of total offense
- ▶ Had 427 yards of total offense against NC State, becoming the third player in Louisville history, seventh in ACC history, to reach 10,000 yards of total offense for his career; he is the first Louisville player, second in the ACC, to reach the plateau before their senior season
- ▶ With his 73 yards rushing at NC State, became the sixth player in FBS history to rush for 3,000 yards and pass for over 7,000 passing yards in a career
- ▶ The second rushing touchdown against the Wolfpack made him the ACC career record holder for rushing touchdowns by a quarterback (currently has 46)
- ▶ Rushed seven times for 100 yards and one touchdown, while throwing for 249 yards and three touchdowns against Murray State; broke Chris Redman's school record for points responsibility
- ▶ With his performance against the Racers, set the Louisville record for most 100-yard rushing games; the original mark was 15
- ▶ Threw for two scores against Kent State and ran for one, breaking Chris Redman's school record for touchdown responsibility
- ▶ Ran for 64 yards against Clemson, taking the No. 1 position in the ACC record book for career rushing yards by a quarterback; passed Georgia Tech's Joshua Nesbitt, who previously held the mark with 2,806 yards
- ▶ Tossed first interception of the season against Clemson, breaking a streak of 135-passing attempts without a pick
- ▶ Totaled 525 yards of total offense against North Carolina, eighth most in an ACC game in school history; became second player in FBS history to record at least 300 passing yards and 100 rushing yards in consecutive games
- ▶ Surpassed 1,000 yards of total offense with his performance against North Carolina; achieved the feat in consecutive seasons and is one of only two players in FBS history since 2000 to reach the 1,000-yard plateau
- ▶ Was responsible for six touchdowns against North Carolina, the fourth game in his career achieving the feat
- ▶ Selected a preseason All-America second-team honoree
- ▶ Named to the all-ACC preseason team
- ▶ Tabled to the Paul Hornung, Jim Thorpe, Chuck Bednarik, and Bronko Nagurski preseason watch lists



#28 MASON KING ■ So. ■ P

LOUISVILLE, KY.
ST. XAVIER HS

CAREER STATS

Yr	G/S	Punts	Yds	Avg	In-20	50+	TB	Lg
2015		redshirt						
2016	13/0	55	2413	43.9	16	14	1	60
2017	9/0	33	1442	43.7	7	8	2	58
Tot.	22/0	88	3855	43.8	23	22	3	60

CAREER HIGHS

Punts: 8 (2x) MR vs. Clemson, 9/16/17
 Punting Yards: 404 vs. LSU, 12/31/16
 Punting Average: 50.6 vs. Houston, 11/17/16
 Long Punt: 60 vs. Clemson, 10/1/16

2017 SEASON NOTES

- ▶ Logged a season-high 49.7 yard average, with three boots for 149 yards; placed a season-best two inside the 20 against Florida State
- ▶ Punted six times for 286 yards against Boston College for an average of 47.7
- ▶ Had a career-tying best eight punts against Clemson, including a season long of 58
- ▶ Punted three times against Purdue for 132 yards, an average of 44.0 yards

2017 GAME-BY-GAME

Opponent	No.	Yds	Avg	Lg	Blkd	TB	I20
Purdue	3	132	44.0	47	0	0	1
N. Carolina	1	36	36.0	36	0	0	1
Clemson	8	350	43.8	58	0	0	1
Kent State	1	45	45.0	45	0	0	0
Murray St.	1	45	45.0	45	0	0	0
NC State	5	203	40.6	52	0	0	1
Boston College	6	286	47.7	57	0	1	0
Florida State	3	149	49.7	56	0	0	2
Wake Forest	5	196	39.2	56	0	1	1



#4 JAWON PASS ■ So. ■ QB

COLUMBUS, GA.
CARVER HS

CAREER STATS

PASSING

Yr	G/S	C	A	Int	Yds	TD	Pct	Lg	Effic
2016		redshirt							
2017	3/0	20	29	0	192	1	69.0	31	136.0
Tot.	3/0	20	29	0	192	1	69.0	31	136.0

RUSHING

Yr	G/S	Att	Yds	TD	Y/C	LG
2016		redshirt				
2017	3/0	10	36	1	3.6	34
Tot.	3/0	10	36	1	3.6	34

2017 SEASON NOTES

- ▶ Completed a season-best 14-of-19 passes for 115 yards and one touchdown against Murray State; had nine carries for 36 yards, including first career rushing score
- ▶ Made collegiate debut against Kent State, connecting on 5-of-8 passes for 75 yards

2017 GAME-BY-GAME

Opponent	-----Passing-----				-----Rushing-----			
	Comp	Att	Int	Yds	TD	Lg	No.	Yds
Purdue	DNP							
N. Carolina	DNP							
Clemson	DNP							
Kent State	5-8-0	75	0	31	1	0	0	0
Murray St.	14-19-0	115	1	18	9	36	1	34
NC State	DNP							
Boston College	DNP							
Florida State	DNP							
Wake Forest	1-2-0	2	0	2	0	0	0	0



#30 KHANE PASS ■ So. ■ S

COLUMBUS, GA.
CARVER HS

CAREER STATS

Yr	G/S	S	A	Tot	TFL-Yd	Sk-Yd	FR	FF	Int	PB
2015		redshirt								
2016	10/1	11	8	19	1.5-2	0-0	0-0	0	0-0	1
2017	9/5	20	11	31	3.0-16	0-0	0-0	1	0-0	1
Tot.	19/7	31	19	50	4.5-18	0-0	0-0	1	0-0	2

CAREER HIGHS

Tackles: 6 (2x) MR vs. NC State, 10/5/17
 Tackles for Loss: 1.0 (3x) MR vs. Kent State, 9/23/17
 Sacks: --
 Interceptions: --
 Fumble Recovery: 1 vs. Kent State, 9/23/17
 Pass Breakups: 1 (2x) MR vs. Clemson, 9/16/17

2017 SEASON NOTES

- ▶ Matched a career high with six tackles at NC State
- ▶ Forced first career fumble against Kent State, also accounting for 1.0 tackles for loss
- ▶ Made a career-high six tackles against Purdue

2017 GAME-BY-GAME

Opponent	Tackles		Sacks	FF-FR-Yds	Int-Yds	PBU	QBH
	UT	AT-TT					
Purdue	5-1-6	0.5-2	0-0	0-0-0	0-0	0	0
N. Carolina	3-1-4	0-0	0-0	0-0-0	0-0	0	0
Clemson	3-2-5	1.0-5	0-0	0-0-0	0-0	1	0
Kent State	2-1-3	1.0-8	0-0	1-0-0	0-0	0	0
Murray St.	0-2-2	0.5-1	0-0	0-0-0	0-0	0	0
NC State	4-2-6	0-0	0-0	0-0-0	0-0	0	1
Boston College	2-0-2	0-0	0-0	0-0-0	0-0	0	0
Florida State	0-1-1	0-0	0-0	0-0-0	0-0	0	0
Wake Forest	1-1-2	0-0	0-0	0-0-0	0-0	0	0

#98 **TABARIUS PETERSON** ■ r-Fr. ■ DLTUCKER, GA.
TUCKER HS**CAREER STATS**

Yr	G/S	S	A	Tot	TFL-Yd	Sk-Yd	FR	FF	Int	PB
2016	redshirt									
2017	9/0	6	7	13	0-0	0-0	0-0	1	0-0	1
Tot.	9/0	6	7	13	0-0	0-0	0-0	1	0-0	1

2017 SEASON NOTES


- Totaled four tackles against Florida State
- Achieved a season-high five tackles against Kent State
- Forced first fumble of his career against Purdue

CAREER HIGHS

Tackles: 5 vs. Kent State, 9/23/17
 Tackles for Loss: --
 Sacks: --
 Interceptions: --
 Pass Breakups: 1 vs. Murray State, 9/30/17
 Forced Fumbles: 1 vs. Purdue, 9/2/17

2017 GAME-BY-GAME

Opponent	Tackles		Sacks	FF-FR-Yds	Int-Yds	PBU	QBH
	UT-AT-TT	TFL-Yds					
Purdue	1-0-1	0-0	0-0	1-0-0	0-0	0	0
N. Carolina	0-1-1	0-0	0-0	0-0-0	0-0	0	0
Clemson	0-1-1	0-0	0-0	0-0-0	0-0	0	0
Kent State	2-3-5	0-0	0-0	0-0-0	0-0	0	0
Murray St.	1-0-1	0-0	0-0	0-0-0	0-0	1	0
NC State	0-0-0	0-0	0-0	0-0-0	0-0	0	0
Boston College	0-0-0	0-0	0-0	0-0-0	0-0	0	0
Florida State	2-2-4	0-0	0-0	0-0-0	0-0	0	0
Wake Forest	0-0-0	0-0	0-0	0-0-0	0-0	0	0

#90 **DE'ASIAN RICHARDSON** ■ Sr. ■ DEJACKSONVILLE, FLA.
FIRST COAST HS**CAREER STATS**

Yr	G/S	S	A	Tot	TFL-Yd	Sk-Yd	FR	FF	Int	PB
2013	redshirt									
2014	11/0	3	6	9	0-0	0-0	0-0	0	0-0	0
2015	2/0	3	1	4	0-0	0-0	0-0	0	0-0	0
2016	13/3	13	4	17	4-0-8	0-0	0-0	0	0-0	1
2017	9/8	9	12	21	1-0-1	0-0	0-0	0	0-0	0
Tot.	35/11	28	23	51	5-0-9	0-0	0-0	0	0-0	1

2017 SEASON NOTES

- Totaled a season-high seven tackles against Florida State
- Assisted on a tackle for loss against North Carolina and Florida State

CAREER HIGHS

Tackles: 7 vs. Florida State, 10/21/17
 Tackles for Loss: 2 vs. Kentucky, 11/26/16
 Sacks: --
 Interceptions: --
 Pass Breakups: 1 vs. LSU, 12/31/16

2017 GAME-BY-GAME

Opponent	Tackles		Sacks	FF-FR-Yds	Int-Yds	PBU	QBH
	UT-AT-TT	TFL-Yds					
Purdue	0-1-1	0-0	0-0	0-0-0	0-0	0	0
N. Carolina	0-2-2	0.5-1	0-0	0-0-0	0-0	0	0
Clemson	0-1-1	0-0	0-0	0-0-0	0-0	0	0
Kent State	3-0-3	0-0	0-0	0-0-0	0-0	0	0
Murray St.	0-0-0	0-0	0-0	0-0-0	0-0	0	0
NC State	1-1-2	0-0	0-0	0-0-0	0-0	0	0
Boston College	2-1-3	0-0	0-0	0-0-0	0-0	0	0
Florida State	2-5-7	0.5-0	0-0	0-0-0	0-0	0	0
Wake Forest	1-1-2	0-0	0-0	0-0-0	0-0	0	0

#94 **G.G. ROBINSON** ■ So. ■ DTLILBURN, GA.
PARKVIEW HS**CAREER STATS**

Yr	G/S	S	A	Tot	TFL-Yd	Sk-Yd	FR	FF	Int	PB
2015	redshirt									
2016	9/0	2	0	2	0-0	0-0	0-0	0	0-0	0
2017	9/5	8	18	26	3-0-6	0-0	0-0	0	0-0	1
Tot.	18/5	10	18	28	3-0-6	0-0	0-0	0	0-0	1

2017 SEASON NOTES

- Started against NC State and finished with a career-best six tackles
- Earned the starting nod against Clemson, first of career
- Logged three tackles, including 1.5 for loss, against Purdue

CAREER HIGHS

Tackles: 6 vs. NC State, 10/5/17
 Tackles for Loss: 1.5 vs. Purdue, 9/2/17
 Sacks: --
 Interceptions: --
 Pass Breakups: 1 vs. Murray State, 9/30/17

2017 GAME-BY-GAME

Opponent	Tackles		Sacks	FF-FR-Yds	Int-Yds	PBU	QBH
	UT-AT-TT	TFL-Yds					
Purdue	1-2-3	1.5-4	0-0	0-0-0	0-0	0	0
N. Carolina	0-0-0	0-0	0-0	0-0-0	0-0	0	0
Clemson	1-1-2	0-0	0-0	0-0-0	0-0	0	0
Kent State	2-3-5	1-0-2	0-0	0-0-0	0-0	0	0
Murray St.	0-3-3	0.5-0	0-0	0-0-0	0-0	1	0
NC State	1-5-6	0-0	0-0	0-0-0	0-0	0	0
Boston College	2-1-3	0-0	0-0	0-0-0	0-0	0	0
Florida State	1-3-4	0-0	0-0	0-0-0	0-0	0	0
Wake Forest	0-0-0	0-0	0-0	0-0-0	0-0	0	0



#1

TRAVEON SAMUEL ■ Jr. ■ WR

PHENIX CITY, ALA.
CENTRAL HS

CAREER STATS

RECEIVING

Yr	G/S	Rec	Yds	TD	Y/C	LG
2015	13/2	18	177	1	9.8	27
2016	13/1	18	230	1	12.8	38
2017	9/4	17	274	0	16.1	78
Tot.	35/7	53	681	2	12.8	78

RUSHING

Yr	G/S	Att	Yds	TD	Y/C	LG
2015	13/2	5	62	0	4.8	21
2016	13/1	8	54	1	6.8	21
2017	9/4	4	46	0	11.5	15
Tot.	35/7	17	162	1	9.5	21

KICK RETURN

Yr	G/S	Ret	Yds	TD	Avg/Ret	LG
2015	13/2	12	321	1	26.8	100
2016	13/1	11	190	0	17.3	30
2017	9/4	8	140	0	17.5	35
Tot.	35/7	31	651	1	21.0	100

CAREER HIGHS

Receptions: 6 vs. Houston, 9/12/15
 Receiving Yards: 100 vs. Clemson, 9/16/17
 Receiving TDs: 1 (2x) MR vs. Charlotte, 9/1/16
 Long Reception: 78 vs. Clemson, 9/16/17
 Rushes: 2 (3x) MR vs. Florida State, 9/17/16
 Rushing Yards: 30 vs. Virginia, 11/14/15
 Rushing TDs: 1 vs. Syracuse, 9/9/16
 Long Rush: 21 (2x) MR vs. Syracuse, 9/9/16
 Kickoff Returns: 5 vs. Kentucky, 11/26/16
 Kickoff Return Yds: 108 vs. Kentucky, 11/26/16
 Long Kickoff Return: 100 vs. Clemson, 9/17/15

2017 SEASON NOTES

- ▶ Matched a season high with five catches against Wake Forest for 72 yards
- ▶ Hauled in two catches for a career-best 100 yards against Clemson, including a long of 78; compiled the fourth game in school history that a player reached 100 receiving yards in two or fewer catches
- ▶ Recorded five catches for 55 yards in the season opener against Purdue

2017 GAME-BY-GAME

Opponent	-----Rushing-----				-----Receiving-----			
	No.	Yds.	TD	Lg	No.	Yds	TD	LG
Purdue	0	0	0	0	5	55	0	21
N. Carolina	1	10	0	10	1	6	0	6
Clemson	0	0	0	0	2	100	0	78
Kent State	1	15	0	15	0	0	0	0
Murray St.	1	13	0	13	2	26	0	18
NC State	0	0	0	0	1	2	0	2
Boston College	0	0	0	0	0	0	0	0
Florida State	0	0	0	0	1	13	0	13
Wake Forest	1	8	0	8	5	72	0	26



#11

DEE SMITH ■ Jr. ■ S

FLORENCE, ALA.
FLORENCE HS

CAREER STATS

Yr	G/S	S	A	Tot	TFL-Yd	Sk-Yd	FR	FF	Int	PB
2015	6/0	2	5	7	0-0	0-0	0-0	0	1-0	0
2016	12/3	31	11	42	1.0-1	0-0	0-0	0	0-0	1
2017	8/2	15	10	25	0-0	0-0	0-0	0	0-0	0
Tot.	26/5	48	26	74	1.0-1	0-0	0-0	0	1-0	1

2017 SEASON NOTES

- ▶ Collected a season-best tackles against Boston College in first start of the season
- ▶ Had five tackles against Clemson

2017 GAME-BY-GAME

Opponent	Tackles		Sacks	FF-FR-Yds	Int-Yds	PBU	QBH
	UT-AT-TT	TFL-Yds					
Purdue	0-1-1	0-0	0-0	0-0-0	0-0	0	0
N. Carolina	1-0-1	0-0	0-0	0-0-0	0-0	0	0
Clemson	3-2-5	0-0	0-0	0-0-0	0-0	0	0
Kent State	2-0-2	0-0	0-0	0-0-0	0-0	0	0
Murray St.	1-1-2	0-0	0-0	0-0-0	0-0	0	1
NC State	1-2-3	0-0	0-0	0-0-0	0-0	0	0
Boston College	5-2-7	0-0	0-0	0-0-0	0-0	0	0
Florida State	2-2-4	0-0	0-0	0-0-0	0-0	0	0
Wake Forest			DNP				

CAREER HIGHS

Tackles: 10 vs. Houston, 11/17/16
 Tackles for Loss: 1.0 vs. Wake Forest, 11/12/16
 Sacks: --
 Interceptions: 1 vs. Wake Forest, 10/30/15
 Pass Breakups: 1 vs. Florida State, 9/17/16



#9

JAYLEN SMITH ■ Jr. ■ WR

PASCAGOULA, MISS.
PASCAGOULA HS

CAREER STATS

Yr	G/S	Rec	Yds	TD	Y/C	LG
2015	13/10	29	376	1	13.0	55
2016	13/5	27	599	6	22.2	74
2017	6/6	39	619	2	15.9	75
Tot.	32/21	95	1594	9	16.8	75

CAREER HIGHS

Receptions: 9 vs. North Carolina, 9/9/17
 Receiving Yards: 183 vs. North Carolina, 9/9/17
 Receiving TDs: 1 (9x) MR vs. Clemson, 9/16/17
 Long Reception: 75 vs. North Carolina, 9/9/17

2017 SEASON NOTES

- Had fourth career game, third of season, with 100-receiving yards in a six-catch, 118-yard performance against Boston College
- Missed three games with an injury
- Pulled in a receiving touchdown for the second-consecutive game, also totaling 79 yards against Clemson
- Collected 183 yards on nine catches against North Carolina with one touchdown; it was his third career game, second straight, with at least 100 yards receiving
- The 300 receiving yards through two games were the most by a UofL receiver in the first two contests, surpassing Harry Douglas' mark of 251 in 2007
- The 183 yards receiving are the most by a UofL receiver since Jamari Staples had 194 against Pitt in 2015

2017 GAME-BY-GAME

Opponent	No.	Yds.	TD	Lg
Purdue	8	117	0	29
N. Carolina	9	183	1	75
Clemson	5	79	1	36
Kent State		DNP		
Murray St.		DNP		
NC State		DNP		
Boston College	6	118	0	34
Florida State	5	49	0	21
Wake Forest	6	73	0	24



#4

TRESEAN SMITH ■ Fr. ■ S

HAMILTON, OHIO
LASALLE HS

CAREER STATS

Yr	G/S	S	A	Tot	TFL-Yd	Sk-Yd	FR	FF	Int	PB
2017	9/2	16	9	25	4.0-15	1.0-8	0-0	0	2-0	0
Tot.	9/2	16	9	25	4.0-15	1.0-8	0-0	0	2-0	0

CAREER HIGHS


Tackles: 6 vs. Boston College, 10/14/17
 Tackles for Loss: 2.0 (2x) MR vs. Boston College, 10/14/17
 Sacks: 1.0 vs. Boston College, 10/14/17
 Interceptions: 1 (2x) MR vs. Boston College, 10/14/17
 Pass Breakups: --

2017 SEASON NOTES

- Had a season-best six tackles against Boston College, including first career sack; registered second interception of the season in the contest
- Tallied a season-high 2.0 tackles for loss against Kent State
- Made three stops at North Carolina
- Recorded one tackle and his first career interception against Purdue in collegiate debut

2017 GAME-BY-GAME

Opponent	Tackles		Sacks		Int-Yds	PBU	QBH
	UT-AT-TT	TFL-Yds	No-Yds	FF-FR-Yds			
Purdue	1-0-1	0-0	0-0	0-0-0	1-0	0	0
N. Carolina	3-0-3	0-0	0-0	0-0-0	0-0	0	0
Clemson	0-1-1	0-0	0-0	0-0-0	0-0	0	0
Kent State	2-1-3	2.0-5	0-0	0-0-0	0-0	0	0
Murray St.	0-2-2	0-0	0-0	0-0-0	0-0	0	0
NC State	0-1-1	0-0	0-0	0-0-0	0-0	0	0
Boston College	5-1-6	2.0-10	1.0-8	0-0-0	1-0	0	0
Florida State	3-1-4	0-0	0-0	0-0-0	0-0	0	0
Wake Forest	2-2-4	0-0	0-0	0-0-0	0-0	0	0



#81 EMONEE SPENCE ■ So. ■ WR

PEMBROKE PINES, FLA.
FLANAGAN HS

CAREER STATS

Yr	G/S	Rec	Yds	TD	Y/C	LG
2015	7/0	1	7	0	7.0	7
2016	redshirt					
2017	2/0	5	48	0	9.6	15
Tot.	9/0	6	55	0	9.2	15

2017 SEASON NOTES


- Made first appearance of the season against Kent State, pulling in career highs of three catches and 27 yards

2017 GAME-BY-GAME

Opponent	No.	Yds.	TD	Lg
Purdue		DNP		
N. Carolina		DNP		
Clemson		DNP		
Kent State	3	27	0	15
Murray St.	2	21	0	14
NC State		DNP		
Boston College		DNP		
Florida State		DNP		
Wake Forest		DNP		

CAREER HIGHS

Receptions: 3 vs. Kent State, 9/23/17
 Receiving Yards: 27 vs. Kent State, 9/23/17
 Receiving TDs: --
 Long Reception: 15 vs. Kent State, 9/23/17



#80 CHARLES STANDBERRY ■ Sr. ■ TE

MONTGOMERY, ALA.
CARVER HS

CAREER STATS

Yr	G/S	Rec	Yds	TD	Y/C	LG
2014	13/1	7	57	2	8.1	17
2015	13/0	6	71	0	11.8	38
2016	11/0	4	46	0	11.5	20
2017	9/7	21	241	3	11.5	25
Tot.	46/9	38	415	5	10.9	38

2017 SEASON NOTES

- Matched a season- and career-best four receptions, tallying 43 yards and one touchdown against Murray State
- Caught a career-high four passes for 34 yards, including first touchdown of the season, against Clemson

2017 GAME-BY-GAME

Opponent	No.	Yds.	TD	Lg
Purdue	2	12	0	7
N. Carolina	1	15	0	15
Clemson	4	34	1	11
Kent State	2	19	0	12
Murray St.	4	43	1	18
NC State	2	20	0	10
Boston College	2	38	0	23
Florida State	2	34	0	25
Wake Forest	2	26	1	20

CAREER HIGHS

Receptions: 4 (2x) MR vs. Murray State, 9/30/17
 Receiving Yards: 43 vs. Murray State, 9/30/17
 Receiving TDs: 1 (5x) MR vs. Wake Forest, 10/28/17
 Long Reception: 38 vs. Kentucky, 11/28/15



#42 ISAAC STEWART ■ Jr. ■ LB

CHARLOTTE, N.C.
BUTLER HS

CAREER STATS

Yr	G/S	S	A	Tot	TFL-Yd	Sk-Yd	FR	FF	Int	PB
2014	redshirt									
2015	13/0	3	4	7	0-0	0-0	0-0	0	0-0	0
2016	13/0	15	9	24	1.0-6	1.0-6	0-0	0	0-0	1
2017	9/2	15	10	25	2.0-4	0-0	0-0	1	0-0	0
Tot.	35/2	33	23	56	3.0-10	0-0	0-0	1	0-0	1

2017 SEASON NOTES

- Paced the team with nine tackles at Florida State, including five solo stops
- Set a career high with 10 tackles against Boston College, while forcing first career fumble
- Racked up two tackles, including 1.0 for loss, against Kent State

2017 GAME-BY-GAME

Opponent	Tackles		Sacks	FF-FR-Yds	Int-Yds	PBU	QBH
	UT-AT-TT	TFL-Yds					
Purdue	0-0-0	0-0	0-0	0-0-0	0-0	0	0
N. Carolina	0-0-0	0-0	0-0	0-0-0	0-0	0	0
Clemson	0-0-0	0-0	0-0	0-0-0	0-0	0	0
Kent State	2-0-2	1.0-3	0-0	0-0-0	0-0	0	0
Murray St.	1-0-1	1.0-1	0-0	0-0-0	0-0	0	0
NC State	0-0-0	0-0	0-0	0-0-0	0-0	0	0
Boston College	6-4-10	0-0	0-0	1-0-0	0-0	0	1
Florida State	5-4-9	0-0	0-0	0-0-0	0-0	0	0
Wake Forest	1-2-3	0-0	0-0	0-0-0	0-0	0	0

CAREER HIGHS

Tackles: 10 vs. Boston College, 10/14/17
 Tackles for Loss: 1.0 (3x) vs. Murray State, 9/30/17
 Sacks: 1.0 vs. Boston College, 11/5/16
 Interceptions: --
 Forced Fumbles: 1 vs. Boston College, 10/14/17
 Pass Breakups: 1 vs. Syracuse, 9/9/16



#32 STACY THOMAS ■ Sr. ■ LB

MIAMI, FLA.
GULLIVER PREP

CAREER STATS

Yr	G/S	S	A	Tot	TFL-Yd	Sk-Yd	FR	FF	Int	PB
2013	redshirt									
2014	13/0	6	3	9	0-0	0-0	0-0	0	0-0	0
2015	13/0	17	14	31	0-0	0-0	1-0	0	0-0	1
2016	13/11	49	36	85	7.5-26	1.0-8	2-23	0	1-23	3
2017	6/6	19	18	37	5.5-18	1.0-5	1-0	0	1-61	3
Tot.	45/17	91	71	162	13.0-44	2.0-13	4-23	0	2-84	7

CAREER HIGHS

Tackles: 11 (2x) MR vs. LSU, 12/31/16
 Tackles for Loss: 3.5 vs. Wake Forest, 10/28/17
 Sacks: 1.0 (2x) MR vs. Wake Forest, 10/28/17
 Interceptions: 1 (2x) MR vs. Purdue, 9/2/17
 Pass Breakups: 1 (7x) MR vs. vs. Murray State, 9/30/17
 Fumbles Recovered: 1 (4x) MR vs. Purdue, 9/2/17

2017 SEASON NOTES

- Returned to the lineup against Wake Forest and matched a season best with 10 stops, including a career-high 3.5 tackles for loss
- Had two tackles at NC State before leaving the game with an injury
- Logged 10 tackles against Clemson, the fourth time with double-digit stops in career
- Had six tackles against Purdue; registered second career interception in the game and returned it 61 yards for a touchdown

2017 GAME-BY-GAME

	Tackles		Sacks				
Opponent	UT-AT-TT	TFL-Yds	No-Yds	FF-FR-Yds	Int-Yds	PBU	QBH
Purdue	2-4-6	0.5-1	0-0	0-1-0	1-61	1	1
N. Carolina	1-3-4	0-0	0-0	0-0-0	0-0	1	0
Clemson	5-5-10	0-0	0-0	0-0-0	0-0	0	0
Kent State		DNP					
Murray St.	4-1-5	1.0-3	0-0	0-0-0	0-0	1	0
NC State	0-2-2	0.5-1	0-0	0-0-0	0-0	0	0
Boston College		DNP					
Florida State		DNP					
Wake Forest	7-3-10	3.5-13	1.0-5	0-0-0	0-0	0	0



#20 RONALD WALKER ■ Sr. ■ CB

BYRAN, MISS.
COPIAH-LINCOLN CC

CAREER STATS

Yr	G/S	S	A	Tot	TFL-Yd	Sk-Yd	FR	FF	Int	PB
2016	12/1	13	10	23	0.5-0	0-0	0-0	0	1-31	1
2017	9/2	20	8	28	1.0-1	0-0	0-0	0	0-0	2
Tot.	21/3	33	18	51	1.5-1	0-0	0-0	0	1-31	3

CAREER HIGHS


Tackles: 8 vs. LSU, 12/31/16
 Tackles for Loss: 1.0 vs. Murray State, 9/30/17
 Sacks: --
 Interceptions: 1 vs. Wake Forest, 11/12/16
 Pass Breakups: 1 (3x) MR vs. vs. Kent State, 9/23/17

2017 SEASON NOTES

- Logged at least five tackles in first three games, including a season-best seven against both North Carolina and Clemson

2017 GAME-BY-GAME

Tackles			Sacks				
Opponent	UT-AT-TT	TFL-Yds	No-Yds	FF-FR-Yds	Int-Yds	PBU	QBH
Purdue	5-1-6	0-0	0-0	0-0-0	0-0	1	0
N. Carolina	5-2-7	0-0	0-0	0-0-0	0-0	0	0
Clemson	6-1-7	0-0	0-0	0-0-0	0-0	0	0
Kent State	0-0-0	0-0	0-0	0-0-0	0-0	1	0
Murray St.	1-2-3	1.0-1	0-0	0-0-0	0-0	0	0
NC State	1-1-2	0-0	0-0	0-0-0	0-0	0	0
Boston College	0-0-0	0-0	0-0	0-0-0	0-0	0	0
Florida State	1-0-1	0-0	0-0	0-0-0	0-0	0	0
Wake Forest	1-1-2	0-0	0-0	0-0-0	0-0	0	0



#15 TRUMAINE WASHINGTON ■ Sr. ■ CB

MIAMI, FLA.
KILLIAN HS

CAREER STATS

Yr	G/S	S	A	Tot	TFL-Yd	Sk-Yd	FR	FF	Int	PB
2014	8/0	12	2	14	1.0-9	1.0-9	0-0	0	0-0	1
2015	13/12	48	8	56	7.0-33	2.0-20	1-0	3	4-57	6
2016	12/11	27	3	30	1.0-3	0-0	0-0	0	2-31	6
2017	9/8	18	8	26	1.0-8	1.0-8	0-0	0	3-81	5
Tot.	41/31	105	21	126	10.0-53	4.0-37	1-0	3	9-169	17

CAREER HIGHS

Tackles: 12 vs. Syracuse, 11/7/15
 Tackles for Loss: 4.0 vs. Syracuse, 11/7/15
 Sacks: 1.0 (4x) MR vs. Purdue, 9/2/17
 Interceptions: 2 vs. Florida State, 10/21/17
 Pass Breakups: 2 (3x) MR vs. Purdue, 9/2/17

2017 SEASON NOTES

- Picked off two passes against Florida State, first multi-interception career game
- Earned first interception of the season, seventh of career, against Kent State and returned it 37 yards for the touchdown
- Tallied first sack of the season, fourth of career, against Purdue; also had two pass breakups against the Boilermakers

2017 GAME-BY-GAME

	Tackles		Sacks				
Opponent	UT-AT-TT	TFL-Yds	No-Yds	FF-FR-Yds	Int-Yds	PBU	QBH
Purdue	5-1-6	1.0-8	1.0-8	0-0-0	0-0	2	0
N. Carolina	3-1-4	0-0	0-0	0-0-0	0-0	1	0
Clemson	3-1-4	0-0	0-0	0-0-0	0-0	1	0
Kent State	2-1-3	0-0	0-0	0-0-0	1-37	1	0
Murray St.	0-0-0	0-0	0-0	0-0-0	0-0	0	0
NC State	1-1-2	0-0	0-0	0-0-0	0-0	0	0
Boston College	0-1-1	0-0	0-0	0-0-0	0-0	0	0
Florida State	1-2-3	0-0	0-0	0-0-0	2-44	0	0
Wake Forest	3-0-3	0-0	0-0	0-0-0	0-0	0	0



#22 CHUCKY WILLIAMS ■ Sr. ■ S

HIALEAH, FLA.
CHAMPAGNAT CATHOLIC SCHOOL

CAREER STATS

Yr	G/S	S	A	Tot	TFL-Yd	Sk-Yd	FR	FF	Int	PB
2013	redshirt									
2014	10/0	3	6	0-0	0-0	0-0	0	0-0	0	
2015	13/12	38	23	61	2.0-6	0-0	1-0	1	3-79	7
2016	13/13	49	25	74	2.0-4	0-0	2-15	0	3-56	3
2017	9/9	32	21	53	0-0	0-0	0-0	3	1-0	4
Tot.	45/34	117	72	189	4.0-10	0-0	3-15	4	7-135	14

CAREER HIGHS

Tackles: 13 vs. Boston College, 10/14/17
 Tackles for Loss: 1.0 (4x) MR vs. Wake Forest, 11/12/16
 Sacks: --
 Forced Fumbles: 1 (4x) MR vs. Wake Forest, 10/28/17
 Interceptions: 1 (7x) MR vs. Purdue, 9/2/17
 Pass Breakups: 3 vs. Texas A&M, 12/30/15

2017 SEASON NOTES

- ▶ Logged double-digit stops for the second time this season, making 10 tackles against Wake Forest; recorded second-consecutive game with a forced fumble
- ▶ Totaled a career-high 13 tackles against Boston College along with one pass breakup
- ▶ Swatted a season-high two passes against Clemson
- ▶ Forced second fumble of career against North Carolina
- ▶ Opened the season with six tackles and one interception against Purdue

2017 GAME-BY-GAME

Opponent	Tackles		Sacks		FF-FR-Yds	Int-Yds	PBU	QBH
	UT-AT-TT	TFL-Yds	No-Yds	No-Yds				
Purdue	6-0-6	0-0	0-0	0-0-0	0-0-0	1-0	0	0
N. Carolina	2-1-3	0-0	0-0	1-0-0	0-0	0-0	1	0
Clemson	5-0-5	0-0	0-0	0-0-0	0-0	0-0	2	0
Kent State	0-1-1	0-0	0-0	0-0-0	0-0	0-0	0	0
Murray St.	2-3-5	0-0	0-0	0-0-0	0-0	0-0	0	0
NC State	3-4-7	0-0	0-0	0-0-0	0-0	0-0	0	0
Boston College	6-7-13	0-0	0-0	0-0-0	0-0	0-0	1	0
Florida State	2-1-3	0-0	0-0	1-0-0	0-0	0-0	0	0
Wake Forest	6-4-10	0-0	0-0	1-0-0	0-0	0-0	0	0



#25 DAE WILLIAMS ■ r-Fr. ■ RB

SAPULPA, OKLA.
SAPULPA HS

CAREER STATS

RUSHING

Yr	G/S	Att	Yds	TD	Y/C	LG
2017	2/0	6	43	1	7.2	25
Tot.	2/0	6	43	1	7.2	25

RECEIVING

Yr	G/S	Rec	Yds	TD	Y/C	LG
2017	2/0	1	7	0	7.0	7
Tot.	2/0	1	7	0	7.0	7

HIGH SCHOOL NOTES

- ▶ Ranked by Rivals and Scout as a two-star prospect
- ▶ Named the Sapulpa Offensive Football Player of the Year after running for 1,673 yards and 19 touchdowns on 267 carries
- ▶ Played running back and linebacker in high school, making 21 tackles on defense

2017 GAME-BY-GAME

Opponent	-----Rushing-----				-----Receiving-----			
	No.	Yds.	TD	Lg	No.	Yds	TD	LG
Purdue		DNP						
N. Carolina		DNP						
Clemson		DNP						
Kent State		DNP						
Murray St.		DNP						
NC State		DNP						
Boston College		DNP						
Florida State	5	41	1	25	1	7	0	7
Wake Forest	1	2	0	2	0	0	0	0



#29 MALIK WILLIAMS ■ Sr. ■ RB

WILSON, N.C.
ALLAN HANCOCK COLLEGE

CAREER STATS

RUSHING

Yr	G/S	Att	Yds	TD	Y/C	LG
2016	12/0	19	145	1	7.6	50
2017	7/2	41	274	2	6.7	74
Tot.	19/2	60	419	3	7.0	74

RECEIVING

Yr	G/S	Rec	Yds	TD	Y/C	LG
2016	12/0	1	7	0	7.0	7
2017	7/2	13	129	0	9.9	28
Tot.	19/2	14	136	0	9.7	28

CAREER HIGHS

Rushes: 13 vs. North Carolina, 9/9/17
 Rushing Yards: 149 vs. North Carolina, 9/9/17
 Rushing TDs: 2 vs. Kent State, 9/23/17
 Long Rush: 74 vs. North Carolina, 9/9/17
 Receptions: 4 vs. Kent State, 9/23/17
 Receiving Yards: 43 vs. Kent State, 9/23/17
 Long Reception: 28 vs. Kent State, 9/23/17

2017 SEASON NOTES

- ▶ Rushed six times for 30 yards at NC State before leaving the game with an injury
- ▶ Had first multi-touchdown rushing game of career, scoring twice against Kent State on nine carries; also logged career highs of four catches and 43 receiving yards
- ▶ Paced the Cardinals on the ground against North Carolina, carrying the ball 13 times for 149 yards - an average of 11.5 yards per carry
- ▶ The 149 rushing yards are the most by a UofL running back since Brandon Radcliff had 156 yards at Syracuse in 2016

2017 GAME-BY-GAME

Opponent	-----Rushing-----				-----Receiving-----			
	No.	Yds.	TD	Lg	No.	Yds	TD	LG
Purdue	0	0	0	0	2	17	0	12
N. Carolina	13	149	0	74	2	18	0	12
Clemson	6	35	0	14	3	36	0	19
Kent State	9	47	2	33	4	43	0	28
Murray St.	5	13	0	7	1	6	0	6
NC State	6	30	0	12	1	9	0	9
Boston College		DNP						
Florida State		DNP						
Wake Forest	2	0	0	2	0	0	0	0



#33 COLIN WILSON ■ Fr. ■ RB

GREEN COVE SPRINGS, FLA.
CLAY HS

CAREER STATS

RUSHING

Yr	G/S	Att	Yds	TD	Y/C	LG
2017	3/0	6	69	0	11.5	21
Tot.	3/0	6	69	0	11.5	21

RECEIVING

Yr	G/S	Rec	Yds	TD	Y/C	LG
2017	3/0	2	15	0	7.5	8
Tot.	3/0	2	15	0	7.5	8

CAREER HIGHS

Rushes: 3 (2x) MR vs. Murray State, 9/30/17
 Rushing Yards: 36 vs. Murray State, 9/30/17
 Rushing TDs: -
 Long Rush: 21 (2x) MR vs. Murray State, 9/30/17
 Receptions: 1 (2x) MR vs. Murray State, 9/30/17
 Receiving Yards: 8 vs. Kent State, 9/30/17
 Long Reception: 8 vs. Kent State, 9/30/17

HIGH SCHOOL NOTES

- ▶ Ranked as the No. 26 running back by ESPN.com
- ▶ Rushed 192 times for 1,466 yards and 21 touchdowns as a senior
- ▶ Capped career at Center Grove High with 561 rushes for 3,931 yards, 7.0 yards per carry, and 67 touchdowns

2017 GAME-BY-GAME

Opponent	No.	-----Rushing-----			-----Receiving-----			
		Yds.	TD	Lg	No.	Yds	TD	LG
Purdue		DNP						
N. Carolina		DNP						
Clemson	0	0	0	0	0	0	0	0
Kent State	3	33	0	21	1	8	0	8
Murray St.	3	36	0	21	1	7	0	7
NC State		DNP						
Boston College		DNP						
Florida State		DNP						
Wake Forest		DNP						



#6 RUSS YEAST ■ Fr. ■ CB

GREENWOOD, IND.
CENTER GROVE HS

CAREER STATS

Yr	G/S	S	A	Tot	TFL-Yd	Sk-Yd	FR	FF	Int	PB
2017	9/6	12	6	18	1.0-3	0-0	0-0	0	0-0	1
Tot.	9/6	12	6	18	1.0-3	0-0	0-0	0	0-0	1

2017 SEASON NOTES

- ▶ Matched season best with five tackles against Wake Forest
- ▶ Had a season-high five stops at NC State
- ▶ Made first career tackle for loss, totaling three tackles against Murray State

2017 GAME-BY-GAME

Opponent	Tackles		Sacks	FF-FR-Yds	Int-Yds	PBU	QBH
	UT-AT-TT	TFL-Yds					
Purdue	0-0-0	0-0	0-0	0-0-0	0-0	0	0
N. Carolina	0-0-0	0-0	0-0	0-0-0	0-0	0	0
Clemson	0-0-0	0-0	0-0	0-0-0	0-0	0	0
Kent State	0-0-0	0-0	0-0	0-0-0	0-0	0	0
Murray St.	3-0-3	1.0-3	0-0	0-0-0	0-0	0	0
NC State	3-2-5	0-0	0-0	0-0-0	0-0	0	0
Boston College	1-2-3	0-0	0-0	0-0-0	0-0	1	0
Florida State	1-1-2	0-0	0-0	0-0-0	0-0	0	0
Wake Forest	4-1-5	0-0	0-0	0-0-0	0-0	0	0

CAREER HIGHS

Tackles: 5 (2x) MR vs. Wake Forest, 10/28/17
 Tackles for Loss: 1.0 vs. Murray State, 9/30/17
 Sacks: -
 Interceptions: -
 Pass Breakups: 1 vs. Boston College, 10/14/17



#91 TREVON YOUNG ■ Sr. ■ LB

DES MOINES, IOWA
IOWA WESTERN CC

CAREER STATS

Yr	G/S	S	A	Tot	TFL-Yd	Sk-Yd	FR	FF	Int	PB
2014	11/0	5	2	7	2.0-8	1.0-6	0-0	0	0-0	0
2015	12/8	20	12	32	10.0-73	8.5-67	0-0	2	1-27	2
2016	redshirt									
2017	9/9	24	19	43	8.0-25	2.5-13	0-0	0	0-0	4
Tot.	32/17	49	33	82	20.0-106	12.0-86	0-0	2	1-27	6

2017 SEASON NOTES

- ▶ Recorded five tackles against Florida State, including second sack of the season
- ▶ Had five stops against Murray State, including at least one tackle for loss
- ▶ Registered career-high six tackles against Kent State, including 2.0 for loss
- ▶ Made three stops, including 1.5 sacks, and two pass breakups against Purdue; was first game in action after being sidelined for the entire 2016 campaign with a hip injury

2017 GAME-BY-GAME

Opponent	Tackles		Sacks	FF-FR-Yds	Int-Yds	PBU	QBH
	UT-AT-TT	TFL-Yds					
Purdue	1-2-3	1.0-1	1.5-1	0-0-0	0-0	2	3
N. Carolina	4-1-5	1.0-1	0-0	0-0-0	0-0	0	0
Clemson	3-2-5	0-0	0-0	0-0-0	0-0	0	0
Kent State	4-2-6	2.0-2	0-0	0-0-0	0-0	0	0
Murray St.	5-0-5	1.0-2	0-0	0-0-0	0-0	1	0
NC State	3-5-8	0.5-2	0-0	0-0-0	0-0	0	0
Boston College	0-2-2	0.5-2	0-0	0-0-0	0-0	1	1
Florida State	3-2-5	1.0-12	1.0-12	0-0-0	0-0	0	1
Wake Forest	1-3-4	1.0-3	0-0	0-0-0	0-0	0	0

CAREER HIGHS

Tackles: 8 vs. NC State, 10/5/17
 Tackles for Loss: 3.5 vs. Wake Forest, 10/30/15
 Sacks: 3.0 (2x) MR vs. Wake Forest, 10/30/15
 Interceptions: 1 vs. Syracuse, 11/7/15
 Pass Breakups: 2 vs. Purdue, 9/2/17