

STATE

Game 9

NC State (5-3, 2-2) vs. Virginia (2-6, 0-4)
Nov. 3, 2012 • 12:30 p.m. • ACC Network
Raleigh, N.C. • Carter-Finley Stadium (57,583)

SERIES INFORMATION

Overall:	34-21-1 (.347)
In Raleigh:	16-8 (.356)
In Charlottesville:	15-12-1 (.554)
Neutral:	3-1 (.750)
First Meeting:	NC State 0, Virginia 5 10/15/1904 in Charlottesville
Last Meeting:	NC State 28, Virginia 14 10/22/11 in Charlottesville

THE WOLFPACK'S RECORD

Overall (since 1892):	556-539-55 (.507)
Under Tom O'Brien:	38-33 (.535)
In Carter-Finley Stadium:	184-97-6 (.649)

2012 RECORDS

NC State	5-3 (2-2 in ACC)
Virginia	2-6 (0-4 in ACC)

LAST TIME OUT

NC State	Lost at UNC, 43-35
Virginia	Lost to Wake Forest, 16-10, on 10/20

BROADCAST INFORMATION

Television	ACC Network
Announcers:	Tim Brant, Play-by-Play Dave Archer, Analyst Mike Hogewood, Sidelines
Radio	Wolfpack Capitol Sports
Flagship:	WRAL-FM, Mix 101.5 (Raleigh)
Announcers:	Gary Hahn, PxP Johnny Evans, Analyst Tony Haynes, Sidelines
Satellite:	Sirius 125/XM 191

MEDIA CONTACTS

NC STATE	Annabelle Myers
Phone:	919.515.1181
Email:	annabelle_myers@ncsu.edu
Website:	GoPack.com
Virginia	Vincent Briedis
Phone:	919.962.8916
Email:	briedis@virginia.edu
Website:	www.virginiasports.com

COACHES

NC State		Virginia
Tom O'Brien	<i>Name</i>	Mike London
Navy '71	<i>Alma Mater</i>	Austin College '85
113-78 (.591)	<i>Overall Record</i>	38-24 (.613)
16th year	<i>Overall Year</i>	5th year
38-33 (.535)	<i>Record at School</i>	14-19 (.424)
6th year	<i>Year at School</i>	3rd year
3-0	<i>Vs. Opp.</i>	0-1

NC STATE VERSUS VIRGINIA

Saturday's meeting will mark the 57th meeting between NC State and Virginia in the series that dates back to 1904. The Wolfpack holds a 34-21-1 advantage in the series and has won four of the last six - including the last three games played in Raleigh.

State and Virginia played every year from 1960 - 2003, but have met just three times since ACC expansion, with the 'Hoos winning in Charlottesville in 2006 (14-7), the Pack taking the victory against the No. 18 Cavaliers in Raleigh in 2007 (29-24) and then winning at Charlottesville in 2011, 28-14. The Pack's win on the road against UVA last season was its first in Charlottesville since 1994. Tom O'Brien was the offensive coordinator/quarterback coach for that Cavalier team that finished the season 9-3 and won the Independence Bowl.

PACK-CAVALIERS PLAY IT CLOSE

Half of the last 10 games between NC State and Virginia have been decided by a touchdown or less, including two of the last three (7-14 in 2006 and 29-24 in 2007). State won by two TDs a year ago, 28-14.

In 2003, NC State won by two touchdowns in Raleigh (51-37), but that game may have actually been the closest in recent history. In a battle of two quarterbacks who are now NFL starters, Philip Rivers and Matt Schaub, there were four ties and eight lead changes before the Pack went on to win, 51-37.

Close games between the two teams are nothing new, however. In 1944, in a game played in Norfolk, the Wolfpack gained a 13-0 victory in a driving rainstorm by recovering two UVA fumbles in the endzone for touchdowns. State failed to make a first down and had just 10 yards of total offense in that game, an NCAA record for fewest yards gained by a winning team and one of only two games in bowl subdivision history where the winning team failed to make a first down.

O'BRIEN FACES PROTEGE

Cavalier head coach Mike London is one of O'Brien's seven former assistant coaches who have gone on to become head coaches. London served on the Boston College staff as defensive coordinator from 1997-2000.

This will mark the eighth time that O'Brien has faced one of his former assistants on the gridiron, and the second of three times this season. The Wolfpack played former assistant Al Golden's Miami Hurricanes earlier this season and will face Frank Spaziani's Boston College squad in the last week of the regular season.

STAFFS ARE TIED UP

The Wolfpack coaching staff has some pretty strong ties to the University of Virginia, as well as to the Cavalier coaching staff.

On the Wolfpack side, head coach Tom O'Brien was on the Cavalier staff for 15 years (1982 - 1996), coaching guards and centers for nine years, then serving as offensive coordinator for six seasons (four with the QBs, two back with the OL) under George Welsh. He helped lead the Cavaliers to 12 winning seasons, four bowl appearances and an ACC Co-Championship.

Three other members of the current Wolfpack staff also coached at UVA during that time frame: Mike Archer (linebackers, 1991-92), Jim Bridge (GA, 1994-95) and Jerry Petercuskie (defensive tackles, 1995-96).

Linebackers coach Jon Tenuta lettered at defensive back at Virginia for three seasons, earning the team's John Acree Memorial Football Trophy and Kevin Bowie Award. He also served as a graduate assistant from 1981-82.

From the Virginia side, wide receivers coach Shawn Moore was a All-American signal caller for UVA during O'Brien's time on the staff (O'Brien was coaching the offensive line during Moore's



2012 NC State Schedule/Results

Date	St	W-L	Score	Opponent	Att/Time	TV	Rush (Att-Yds-TD)	Pass (C-A-Yds-TD-I)	Wolfpack Leaders Receive (Rec-Yds-TD)	Tackle (Tkl)
8/31	N	L	21-35	Tennessee	55,529	ESPNU	Greene (11-53-0)	Glennon (27-46-288-1-4)	Carter (5-46-0)	Wolff (18)
9/8	A	W	10-7	Connecticut	34,202	ESPN3	Greene (17-48-0)	Glennon (15-30-204-1-0)	Palmer (5-46-0)	Lucas (8)
9/15	H	W	31-7	SOUTH ALABAMA	54,132	ESPN3	Creecy (15-68-1)	Glennon (24-34-257-0-3)	Payton (5-61-1)/Creecy (5-28)	Pittman (7)
9/22	H	W	52-14	THE CITADEL	55,145	ESPN3	Thornton (21-145-2)	Glennon (19-24-233-0-1)	Payton (5-100)	Bishop (10)
9/29	A	L	37-44	Miami	38,510	ESPNU	Creecy (19-120-1)	Glennon (24-42-440-4-2)	Palmer (5-94-0)	Bishop/Wolff (10)
10/6	H	W	17-16	³⁴ FLORIDA STATE	54,962	ESPN2	Creecy (14-34-0)	Glennon (30-55-259-2-1)	Creecy (7-38-0)	Bishop (10)
10/20	A	W	20-18	Maryland	40,217	ESPNU	Creecy (17-35-0)	Glennon (23-47-307-2-0)	Underwood (6-134-1)	Wolff (17)
10/27	A	L	35-43	North Carolina	62,000	ACC	Creecy (14-66-0)	Glennon (29-52-467-5-2)	Underwood (6-118-2)	Bishop (14)
11/3	H			VIRGINIA	TBA	TBA	Homecoming			
11/10	H			WAKE FOREST	TBA	TBA	Parents and Families Day			
11/17	A			Clemson	TBA	TBA				
11/24	H			BOSTON COLLEGE	TBA	TBA	Wolfpack Club Day			

All times are eastern; Rankings following opponent are NC State rankings.

Injury Update

OUT FOR THE SEASON

- Zach Allen, OG - Foot
- Jacob Kahut, DT - Knee
- Michael Peek, LB - Knee
- James Washington, HB - Knee
- Forrest West, DE - ankle

NC State University Quick Facts

Location	Raleigh, NC 27695
Founded	1887
Enrollment	34,767
Nickname	Wolfpack
Colors	Red (PMS-186) and White
Conference	Atlantic Coast Conference
Chancellor	Dr. Randy Woodson
Athletics Director	Deborah A. Yow

Pronunciations

David Amerson	AM urh sun
Wil Baumann	BAW man
Deylan Buntyn	DAY lan BUNN ten
Duran Christophe	duh RANN KRIS toff
Tony Creecy	CREE see
Rickey Dowdy	DOW dee
McKay Frandsen	muh KAY FRAND sin
Mustafa Greene	MOOSE tah fuh
David Grinnage	grin ODGE
Charlie Hegedus	HEGG eh dus
K'Hadree Hooker	kuh HAHD ray
Dontae Johnson	DAHN tay
Andy Jomantas	joe MAN tus
Hakim Jones	hah KEEM
Jacob Kahut	kah HOOT
Garrett Leatham	LAY thum
R.J. Mattes	MAT is
Rodman Noel	NOH ell
Tobais Palmer	toe BYE us
M.J. Salahuddin	sah LAH who deen
Niklas Sade	NICK lus SAY dee
Joe Thuney	TOO nee
John Tu'uta	tuh EW tuh
Asa Watson	AY suh
Kenderius Whitehead	ken DARE ee us

NC State Football History

First year of football	1892
All-time bowl record	14-11-1
Yrs in postseason	26
Last postseason app.	2011 Belk Bowl
	NC State 31, Louisville 24
All-time record	556-539-55

NC State Media Relations Contacts

Office Phone	(919) 515-2102
Fax	(919) 515-3624
Football Contact	Annabelle Myers
	Asst AD for Media Relations
Cell Phone	(919) 819-8302
E-mail	annabelle_myers@ncsu.edu
Asst. FB Contact	Brian Reinhardt
Cell Phone	(919) 819-8317
E-Mail	brian_reinhardt@ncsu.edu

Who's Up? Who's Down

Upstairs (press box):

- Dana Bible (Off. Coordinator/QB)
- Des Kitchings (Running Backs)
- Mike Reed (Defensive Backs)
- Jon Tenuta (Linebackers)

Downstairs (sidelines):

- Jim Bridge (Offensive Line)
- Jerry Petercuskie (Special Teams)
- Mike Archer (Defensive Coordinator)
- Troy Walters (Wide Receivers)
- Keith Willis (Defensive Line)

Weekly Media Schedule

Monday

Weekly press conference at Murphy Center: Call Media Relations Office for call-in info.
O'Brien meets with print media at 1:30 and electronic media at 2 pm.
Players meet with print media at 2 pm and electronic media at 2:30 pm.

Tuesday

Players available post-practice at approximately 10:30 a.m.
Player interviews by request and based on class schedules in Media Relations Office.

Wednesday

Players available post-practice at approximately 10:30 a.m.
O'Brien on ACC Teleconference.
O'Brien radio interviews (call Media Relations Office to schedule).

Thursday

O'Brien available post-practice at approximately 10 a.m.
Injury report released post-practice for conference games.
No player availability



Coaching Staff

Coach	Assignment	Yrs. Coaching
Mike Archer (Miami '76)	Defensive Coordinator	37th
Dana Bible (Cincinnati '82)	Offensive Coor/QB	35th
Jim Bridge (Wittenberg '92)	Offensive Line	21st
Des Kitchings (Furman '00)	Running Backs/Tight Ends	9th
Jerry Petercuskie (Boston College '75)	Special Teams/Recruiting Coor.	38th
Mike Reed (Boston College '94)	Defensive Backs	14th
Jon Tenuta (Virginia '82)	Assoc. Head Coach - Def./LB	32nd
Troy Walters (Stanford '99)	Wide Receivers	4th
Keith Willis (Northeastern '88)	Defensive Line	18th

2012 Team Captains

(Voted on by players)

Mike Glennon, QB
Sterling Lucas, LB

NC State in Overtime

8-5 record (since 1997)

Date	Site	Opponent	Reg. Score	Final Result
8/30/97	A	Syracuse	24-24	W, 32-31
11/28/98	N	UNC	31-31	L, 34-37
10/23/99	A	Duke	24-24	W, 31-24
9/2/00	H	Ark. St. (2ot)	24-24	W, 30-23
9/21/00	H	Ga. Tech	23-23	W, 30-23
11/4/00	A	Maryland (2 ot)	21-21	L, 28-35
9/21/02	A	Texas Tech	45-45	W, 51-48
9/13/03	A	Ohio St. (3 ot)	24-24	L, 38-44
11/15/03	A	Florida St. (2ot)	37-37	L, 44-50
10/2/04	H	Wake Forest	21-21	W, 27-21
11/3/07	A	Miami	16-16	W, 19-16
9/20/08	H	East Carolina	24-24	W, 30-24
10/16/10	A	East Carolina	27-27	L, 27-33

Follow the Pack

Online: GoPack.com
 Twitter: @PackFootball
 Facebook: facebook.com/ncstateathletics
 YouTube: youtube.com/ncstateathletics



PACK FACTS

- ✓ Since the beginning of the 2010 season, State posts a 9-1 record following a loss.
- ✓ The Wolfpack, which is tied for the ACC lead and is tied for 12th nationally in sacks, has gotten to the opposing quarterback 12 times in the last three games.
- ✓ Bryan Underwood is the only player in the country to catch a TD pass in every games this season.
- ✓ The Wolfpack has given up 83 points in the first quarter in 2012, 101 points in the other three quarters combined.
- ✓ The Wolfpack posts a 11-2 record when cornerback David Amerson records an interception.
- ✓ State's Mike Glennon is the only quarterback in the ACC to have accounted for all of his team's passing yards this season. One of just five in the BCS.
- ✓ NC State set a school record with 674 yards of total offense in the loss to Miami. The Pack gave up 652 yards of offense - the third-highest mark ever allowed by a Pack defense.
- ✓ Against The Citadel and Miami, NC State rushed for over 200 yards in back to back games for the first time since 1998.
- ✓ The Wolfpack boasts the tallest pair of cornerbacks in the country. David Amerson and Dontae Johnson both stand at 6'3.
- ✓ The last two times a top-five team has played a game in Carter-Finley Stadium, they weren't in the top five any more once the game was over. In 1998 No. 2 Florida State fell to the Pack, 24-7, and this year, the third-ranked 'Noles lost 17-16.
- ✓ State has had first and goal on offense 16 times this season, scoring 12 TDs and three field goals. The opponent has had first and goal 16 times, scoring nine TDs, three field goals, turning it over three times and missing one field goals.
- ✓ State's 10 points in the win over UConn was the lowest point total in a victory since a 10-0 shut-out of South Carolina in 1999 (Lou Holtz's first game with the Gamecocks) and the lowest in a road victory since a 10-6 win at Wake Forest in 1968.
- ✓ NC State's 282 rushing yards against The Citadel was the highest total for the Pack since 2005.
- ✓ The fullback has never rushed the ball in Tom O'Brien's 16 years as a head coach.
- ✓ At 6'6, Mike Glennon is tied as the tallest quarterback in the ACC (with VT's Logan Thomas).
- ✓ After leading the nation in interceptions with 27 last season, State has 10 in eight games in 2012. That mark ranks second in the ACC.
- ✓ NC State has more alums who are starting quarterbacks in the NFL than any other school except USC (Philip Rivers with San Diego and Russell Wilson with Seattle).
- ✓ NC State has posted a 14-2 record in Carter-Finley Stadium since the beginning of the 2010 season.
- ✓ Four members of the Wolfpack squad have already earned their NC State degrees: captains Mike Glennon and Sterling Lucas and defensive backs Earl Wolff and C.J. Wilson.
- ✓ Fourteen different players have caught passes for NC State this season.
- ✓ Thirteen different players on the Wolfpack squad have earned their first career starts this season.



Head Coach Tom O'Brien

113-78 overall (16th season)

38-33 at NC State (6th season)

BIOGRAPHICAL INFORMATION

- ✓ Served nine years in the Marines following graduation, serving tours of duty at Quantico, Japan, and California.
- ✓ Reached rank of major in Marine Corps Reserve.
- ✓ Led Boston College to eight consecutive winning seasons and seven consecutive bowl victories (his team won the 2006 Meineke Car Care Bowl after he had come to NC State).
- ✓ Posted more wins (75) than any head coach in BC history.
- ✓ Led 2004 BC team to AFCA Academic Achievement Award for posting nation's highest GPA, team earned honorable mention seven other times.
- ✓ On Board of Directors for Marine Corps' Toys for Tots Foundation.

COACHING EXPERIENCE

2007-pres.	NC State	Head Coach
1997-06	Boston College	Head Coach
1994-96	Virginia	Off. Coord/OL
1991-94	Virginia	Off. Coord/QB
1982-90	Virginia	Gds/Centers
1975-81	Navy	Tackles/TE

PLAYING EXPERIENCE

College - Three-year starter at defensive end for Navy (1968-70); High School - Played at St. Xavier HS in Cincinnati.

EDUCATION

Graduated from St. Xavier HS in Cincinnati in 1967; Earned a BS in management from the U.S. Naval Academy in 1971.

PERSONAL DATA

Married to the former Jennifer Byrd of San Diego. Three children: Colleen, an associate producer at ESPN; Daniel, who is an assistant football coach at Elon, and Bridget Jean, museum coordinator for Historic Charleston Foundation.

BOWL QUALIFICATION

At NC State: 2011 Belk Bowl, 2010 ChampsSports Bowl, 2008 Papajohns.com Bowl; At Boston College: *2006 Meineke Car Care Bowl, 2005 MPC Computers Bowl, 2004 Continental Tire Bowl, 2003 Diamond Walnut San Francisco Bowl, 2002 Motor City Bowl, 2001 Music City Bowl, 2000 Aloha Bowl, 1999 Insight.com Bowl; At Virginia: 1996 Carquest Bowl, 1995 Peach Bowl, 1994 Independence Bowl, 1993 Carquest Bowl, 1992 Gator Bowl, 1991 USF&G Sugar Bowl, 1990 Florida Citrus Bowl, 1987 All-American Bowl, 1984 Peach Bowl; At Navy (1-2): 1981 Liberty Bowl, 1980 Garden State Bowl, 1978 Holiday Bowl

* - team qualified for bowl under O'Brien's guidance, but he did not coach actual bowl game.

AMONG THE ELITE

NC State head coach Tom O'Brien is in some elite company, as he ranks 20th among the winningest active coaches in the BCS ranks. In his 16th campaign as a head coach, O'Brien posts a career record of 111-76. Eleven of his 15 teams have advanced to postseason bowls. Only 27 of the 120 coaches in the BCS have posted at least 100 career wins.

TOB VS. TOP

When the nation's top-ranked teams have faced a Wolfpack squad under Tom O'Brien, they usually aren't ranked as high the following week. NC State posts an 8-5 record against teams ranked in the top-25 under O'Brien.

The FSU game two weeks ago marked the second time that the Wolfpack has hosted a top-10 foe at home during O'Brien's tenure. Seventh-ranked Clemson visited Carter-Finley last season and left with a 37-13 defeat at the hands of the Pack. Here's a look at the Pack versus ranked teams under O'Brien:



Date	Opponent	Site	Opp. Rk	Res	Score
10/6/12	Florida State	H	3	W	17-16
11/19/11	Clemson	H	7	W	37-13
9/27/08	South Florida	H	13	L	10-41
9/22/07	Clemson	H	14	L	20-42
9/20/08	East Carolina	H	15	W	30-24
10/28/10	Florida State	H	16	W	28-24
11/21/09	Virginia Tech	A	16	L	10-38
10/27/07	Virginia	H	18	W	29-24
10/1/11	Georgia Tech	H	21	L	35-45
12/28/10	West Virginia	N	22	W	23-7
11/28/09	North Carolina	H	23	W	28-27
11/14/09	Clemson	H	24	L	34-43
11/22/08	North Carolina	A	25	W	41-10

BOWLED OVER

In the history of college bowl games, no head coach has ever posted a winning percentage better than NC State head coach Tom O'Brien. During his 15 years as a head coach at Boston College and NC State, O'Brien has won .800 of his bowl games, posting an 8-2 postseason slate.

Rk	Coach	School(s)	Bowl Rec.	Pct.
1.	Tom O'Brien	Boston College, NC State	8-2	.800
2.	Pat Dye	ECU, Wyoming, Auburn	7-2-1	.750
3.	Barry Alvarez	Wisconsin	8-3	.727
4.	Bob Devaney	Wyoming, Nebraska	7-3	.700
	Dan Devine	Ariz St, Missouri, Notre Dame	7-3	.700
	Tommy Tuberville	Ole Miss, Auburn, Texas Tech	7-3	.700
7.	Bobby Dodd	Georgia Tech	9-4	.692
8.	Bobby Bowden	West Virginia, Florida State	22-10	.687

DEVELOPING LEADERS

During his 15 years as a head coach, Tom O'Brien has mentored 23 assistant coaches. Seven of those have gone on to become collegiate head coaches.

Three of his former protégés are now head coaches in the Atlantic Coast Conference: Al Golden at Miami, Mike London at Virginia and Frank Spaziani at Boston College. In other words, the Tom O'Brien coaching tree makes up a third of the entire league.

Here's a look at former assistant coaches under O'Brien who have gone on to be head coaches:

Name	Head Coach, School	Yrs under O'Brien
Al Golden	Miami, 2011-pres.	1997-99 (LB)
Jeff Jagodzinski	Boston Coll, 2007-08	1997-98 (OC/OL)
Mike London	Virginia, 2010-pres.	1997-00 (Def. Line)
Bob Shoop	Columbia, 2003-05	1999-02 (Secondary)
Frank Spaziani	Boston Coll, 2009-pres.	1997-06 (DC/RB)
Jason Swepson	Elon, 2011-pres.	1999-10 (RB)
Don Treadwell	Miami (Ohio), 2011-pres.	1997-98 (Co-OC)



career).

Virginia associate head coach/defensive coordinator Jim Reid was the defensive coordinator at BC in 2004, before O'Brien was head coach, but Wolfpack secondary coach Mike Reed's senior season.

Cavalier running back coach Anthony Poindexter was a safety at Virginia from 1994-98, crossing paths with O'Brien for his first three seasons with the program.

SWEET HOME CARTER-FINLEY

There is no doubt that the NC State football squad definitely feeds off the energy provided by its home fans. Since the beginning of the 2010 season, the Wolfpack has posted a 14-2 record at Carter-Finley Stadium, including wins over two top-10 teams.

In that same time frame, the Pack has posted a 6-9 mark in away games and a 2-1 mark at neutral sites.

EMBRACING OUR PAST

On Saturday, the 1967 Wolfpack football team will hold its 45th anniversary reunion. So far, 31 members of that squad, which posted a 9-2 overall mark, are scheduled to attend the game.

Earle Edwards' squad won the first eight games of the season in 1967, moving up to as high as No. 3 in the national polls. The team, which also posted a 5-1 mark in ACC place, finished second in the league and defeated Georgia in the Liberty Bowl. That was State's first bowl victory.

The list of returnees will be highlighted by All-Americans Freddie Combs (DB), Carey Metts (C) and Ron Carpenter (DT), plus Academic All-American Steve Warren (OT).

#GUNITLIKEGLENNON

Quarterback Mike Glennon has been on a tear since ACC play has started. The Pack's quarterback has completed 106-of-196 passes for 1,473 yards (a 368.3 yard avg.) and 13 touchdowns over the last four games, all in ACC play.

Glennon has twice set a career high in passing yardage since league play opened: first with 440 yards at Miami, and again with 467 yards at North Carolina.

Glennon's average in ACC games (and overall) leads the ACC by 50 yards, as Miami's Stephen Morris is second at 318.4 yards a game.

In the first four games of the season, all non-conference, Glennon averaged 245.5 yards with a high of 288 in the season opener against Tennessee.

Glennon had 3 games over 300 yards last season, and with his three this year so far, he ranks third all-time in the State record books for career games over that mark (Philip Rivers 19, Russell Wilson 12).

Glennon is also moving up the ranks in career 400 yard passing games, which he had not accomplished until this season. He is the first to throw for over 400 in a game since Philip Rivers did so five times in 2003, and is only one of four players ever to have thrown for over 400 (Rivers, Shane Montgomery, and Jamie Barnette).

UNDERWOOD FOR SIX

Redshirt sophomore wide receiver Bryan Underwood is the ONLY wide receiver in the NCAA that has a TD reception in every game this season. Underwood has set a new school record with a TD catch in eight consecutive games, one behind the ACC record (Herman Moore, UVA 1990).

LAST TIME VS. UVA - RARE WIN IN CHARLOTTESVILLE

NC State 28, Virginia 14

October 22, 2011 • 3:30 p.m.

Scott Stadium • Charlottesville, Va. • 46,030

Redshirt-freshman receiver Bryan Underwood caught two long touchdown passes, and NC State survived a second-half defensive battle to win in Charlottesville for the first time in 17 years, 28-14.

The Wolfpack spotted the Cavaliers a 7-0 lead early in the second quarter, then scored a pair of touchdowns before intermission to take a 14-7 lead at the half. The touchdowns were the first career TDs for Tony Creecy and Underwood.

The third quarter was dominated by the two defensive units. The first 10 possessions in the third quarter combined to feature nine punts and an interception. Eight of those 10 possessions were three-and-outs, and there was just one first down in that time, by the Wolfpack on a 10-yard Mike Glennon pass to Jay Smith. The two teams combined for 17 punts in the game, 13 of them in the second half, and 11 in the third quarter.

Underwood snapped the offensive drought when he got behind the UVa defense and hauled in a 79-yard touchdown pass from Glennon. That was the longest reception ever by an NC State freshman, and also was Glennon's third touchdown pass of the game, giving him 19 for the season.

The Glennon-to-Underwood bomb gave the Wolfpack a two-touchdown cushion that lasted all of seven seconds. Tim Smith made it a seven-point game again with a 60-yard touchdown catch from David Watford on the first play of Virginia's ensuing possession.

It was all defense after that. NC State held Virginia to three first downs and 54 total yards in the fourth quarter. Wolfpack cornerback David Amerson, the national leader in interceptions, put the game away with a 12-yard interception return for his first career TD with 6:08 left to play, his second pick of the game.

Amerson now has eight interceptions on the season, which ties the school record, set by Art Rooney in 1937 and matched by Rooney a year later. In addition to the two interceptions by Amerson, Brandon Bishop also had a pick for the Wolfpack, giving the team 15 for the season.

The victory by the Pack snapped a five-game losing streak at Scott Stadium, dating back to a 30-27 win on Nov. 25, 1994.

SCORING SUMMARY	1	2	3	4	F
NC State	0	14	7	7	28
Virginia	0	7	7	0	14

VA - Richardson 6-yard pass from Rocco (Randolph kick), 10:37 in 2nd
 NCS - Creecy 5-yard pass from Glennon (Sade kick), 5:20 in 2nd
 NCS - Underwood 33-yard pass from Glennon (Sade kick), 4:27 in 2nd
 NCS - Underwood 79-yard pass from Glennon (Sade kick), 2:26 in 3rd
 VA - Smith 60-yard pass from Watford (Randolph kick), 2:19 in 3rd
 NCS - Amerson 12-yard interception return (Sade kick), 6:08 in 4th

TEAM STATISTICS	NCS	VA
First downs	14	12
Rushes-yards	38-114	33-124
Passing yards	231	125
Comp-Att-Int	20-36-2	11-35-3
Total Off. Plays-Yds	74-345	68-249
Fumbles-Lost	0-0	3-1
Penalties-Yards	3-30	4-30
Punts-Avg.	9-34.3	8-37.4
Time of Possession	32:13	27:47
3rd Down Conversions	7-19	5-17
4th Down Conversions	0-1	0-3
Red Zone Scores	1-3	1-1

INDIVIDUAL LEADERS

Rushing - (NCS) Washington 25-82
 (VA) Jones 15-62
 Passing - (NCS) Glennon 20-36-231, 3 TD, 2 INT
 (VA) Rocco 7-19-36, 1 TD
 Receiving - (NCS) Creecy 7-42, 1 TD
 (VA) Burd 3-44



ACC Players of the Week

Connecticut: Earl Wolff, DB
 Florida State: Thomas Teal, DL
 Maryland: T.Y. McGill, DT
 Nik Sade, Specialist
 Bryan Underwood, Off Bk.

Career Starts

Player	09	10	11	12	Total
Zach Allen, OG	0	13	13	5	31
David Amerson, CB	--	9	13	8	30
Wil Baumann, P	--	--	12	8	20
Brandan Bishop, S	8	12	13	8	41
Juston Burris, CB	--	--	--	2	2
Jarvis Byrd, CB	3	-	-	0	3
Mario Carter, TE	--	0	2	8	10
Darryl Cato-Bishop, DT	--	0	9	8	17
Tyson Chandler, OT	--	--	0	7	7
Duran Christophe, OG	--	1	12	4	17
Tony Creecy, HB	--	--	0	6	6
Rob Crisp, OT	--	1	2	3	6
Rickey Dowdy, LB	--	0	0	8	8
Cam Fordham, OG	--	--	0	1	1
Mike Glennon, QB	0	0	13	8	21
Carlos Gray, DT	--	--	--	1	1
Dontae Johnson, CB	--	1	2	8	11
Sterling Lucas, LB	2	--	--	8	10
R.J. Mattes, OG	8	10	12	8	38
T.Y. McGill, DT	--	--	1	7	8
Rodman Noel, LB	--	--	0	4	4
Art Norman, DE	--	--	8	2	10
Tobais Palmer, WR	--	--	7	8	15
Quintin Payton, WR	--	0	0	8	8
Brandon Pittman, LB	--	--	0	2	2
Brian Slay, DT	0	1	12	8	21
Niklas Sade, PK	--	--	13	8	21
Rashard Smith, CB	3	--	3	0	6
Thomas Teal, DT	--	--	1	8	9
Shadrach Thornton, HB	--	--	--	1	1
Bryan Underwood, WR	--	--	0	1	1
Andrew Wallace, OG	2	12	0	4	18
James Washington, HB	0	4	13	0	17
Asa Watson, TE	--	0	--	4	4
Cam Wentz, C	0	13	13	8	34
C.J. Wilson, CB	6	13	10	0	29
Logan Winkles, FB	-	-	0	3	3
Earl Wolff, S	4	13	13	8	38

Starting Streaks

(Longest Active)

Cam Wentz, C	34
Earl Wolff, S	34
Zach Allen, OG	31
David Amerson, CB	30
Brandan Bishop, S	28

Note: Injury does not count against starting streak

The most diminutive member of the NC State wide receiver corps at 5'11, 174, Underwood ranks second on the team with 28 catches this season, but he leads the team and is tied for third in the ACC in touchdown scoring.

Seven of his 12 scoring grabs have been for 33 or more yards. His most memorable, however, is the two-yard reception with 16 seconds left to play to give the Pack a victory over No. 3 Florida State.

Last season he scored on a 33- and a 79-yarder at Virginia and this season has caught TDs for 44, 46 and 55 yards.

Here's a list of the longest touchdown reception streaks in NC State history:

Rk.	Name	Year	Consec. Games with TD catch
1.	Bryan Underwood	2012	8
2.	Koren Robinson	2000	5
3.	Torry Holt	1997	4 (twice)
	Roland Hooks	1974	4

AMERSON SETS SCHOOL RECORD

Junior cornerback David Amerson, the national leader in interceptions a year ago, stole his fourth of the season and the 17th of his career in the win at Maryland, breaking the NC State career record held by Eric Williams (1978-82) and Art Rooney (1936-38). NC State posts a 11-2 record when Amerson records an interception.

Amerson is now tied for fourth in ACC history in career interceptions. He set the State and ACC single-season marks in 2011 with the second-best mark in FBS history - 13. He returned two picks for scores, also a BCS best, and led the national ranks in INT return yards with 205.

In 2011, Amerson was one of three finalists for the Thorpe Award, was a first-team Walter Camp All-American. He broke the record that had been set just a few years before he was born: Art Rooney (of the Pittsburgh Steeler Rooneys) held the record with eight in 1937 and again in 1938!

Here's a look at the all-time league leaders in career INTs:

Rk	Name, School	Years	Ints
1.	Alphonso Smith, Wake Forest	2005-08	21
2.	Dre Bly, UNC	1996-98	20
3.	John Talley, Duke	2003-06	18
4.	David Amerson, NC State	2010-pres.	17
	Tom Brown, Maryland	1960-62	17
	Ronnie Burgess, Wake Forest	1981-84	17
	A.J. Greene, Wake Forest	1985-88	17
	Terry Kinard, Clemson	1978-81	17
	Keith McMeans, Virginia	1987-90	17

CALL ME, SADE

Wolfpack sophomore placekicker Niklas Sade was definitely a 'smooth operator' in the win at Maryland on Oct. 20. Sade hit the winning field goal, a 43-yarder, with just 32 seconds left on the clock. It was the first time a Wolfpack kicker had hit a game-winner in regulation since Steve Videtech against Maryland in 1994.

Sade, who ranks ninth in the ACC in kick scoring this week with 6.1 ppg, got off to a somewhat rocky start this season, but turned it around in the next four games. In the first three outings of 2012, Sade hit just 2-5 of his field goal attempts, missing from 39 against Tennessee, from 44 at Connecticut and from 39 against versus South Alabama.

In the next four games, however, he nailed all five of his attempts - including a career-high 50-yarder to tie the game at Miami in the final minutes and the game-winner against the Terps (which incidentally would have been good from much further than that 43 yards out).

At UNC on Saturday, Sade missed on his only attempt - from 38 yards. He is 4-4 when kicking from 20-29 yards this season and 3-4 from 40+ yards, but has missed all three of his attempts from 30-39 yards.



Media Services

Press Conferences

Tom O'Brien's regular weekly press conference/conference call will be held on Mondays at 1:30 pm throughout the season in the media room of the Murphy Center. Two players will also be available. If you wish to dial into the conference, please contact Media Relations for the number.

ACC Coaches Teleconference

The 12 ACC football coaches will be featured on a weekly teleconference each Wednesday from 10:30 a.m., to 12:30 p.m., (8/31 - 11/22). Audio files of the teleconference are available at theacc.com shortly after its conclusion.

Frank Spaziani, Boston College	10:30 am
Dabo Swinney, Clemson	10:40 am
Jimbo Fisher, Florida State	10:50 am
Randy Edsall, Maryland	11:00 am
Tom O'Brien, NC State	11:10 am
Jim Grobe, Wake Forest	11:20 am
Paul Johnson, Georgia Tech	11:30 am
Larry Fedora, North Carolina	11:40 am
Mike London, Virginia	11:50 am
Frank Beamer, Virginia Tech	12:00 pm
David Cutcliffe, Duke	12:10 pm
Al Golden, Miami	12:20 am

Media Phone Number: 913-312-1514

ACC Video Clip Service

Broadcast media outlets will be able to access ACC football highlights and press conference excerpts via the ACC Video Clip Service (AVCS) throughout the football season. This video content will only be available for download in a digital file format that can be accessed on the AVCS. To register for this service contact Scott McBurney, Assistant Commissioner/ACC Advanced Media, at smcburney@theacc.org or call 336.851.6067.

Collegepressbox.com

Log onto collegepressbox.com for game notes, game books, media guides, statistics, news conference quotes, media lists, news links, contacts and more from all 12 ACC teams.

Username: ACCmedia
Password: Greensboro

Tom O'Brien Radio Show

Mondays from 7 - 8 p.m., live from The Backyard Bistro. Callers can ask questions by dialing: 919.890.6278 or 1.800.849.6278

Tom O'Brien TV Show

Shown on Sunday evenings throughout the state. Check for times and stations at GoPack.com. The show also can be seen on Fox Sports South on Mondays at 11:00 a.m. and Tuesdays at 6:00 p.m.

Sade has also connected on 28 of his 29 point-after attempts this season and had a streak of 60 consecutive going before an early snap at Miami caused him to miss. That streak was the third-longest in school history.

TO RUSH OR NOT TO RUSH

NC State's rushing attack has been a bit up-and-down this season. The reason behind the 'down' could be that the Wolfpack has faced four teams that ranked in the top 25 nationally in rushing defense at the time the games were played - Florida State, Maryland and Connecticut ranked in the top 10 and UNC ranked in the top 25. In those four games combined, the Pack rushed for a total of 227 yards - an average of 56.8 yards per game.

Rushing for less than 100 yards in a game hasn't had too negative of an impact, however, as State has won three of those four contests.

In the four games that the opponent was not ranked in the top-10 nationally, the Pack has rushed for an average of 188.0 yards an outing. (Tenn - 119, South Ala. - 127, The Citadel - 282, Miami - 224).

NOLE AND VOID

Heading into the Oct. 6th contest with the Wolfpack, the Florida State defense ranked fifth in the NCAA in rushing yards allowed (72.4), fourth in passing yards allowed (128.4), third in total yards allowed (200.8), and seventh in scoring defense (11.4).

Those numbers held true in terms of rushing yards, as the Pack was held in check with 66 rushing yards, but the NC State passing attack, led by quarterback Mike Glennon, rang up 259 yards - giving the Pack 325 yards of total offense for the game.

The NC State defense also held its own against a Florida State offense that was highly ranked in the NCAA stats entering the contest. The Seminoles ranked eighth nationally in rushing (261.2), 32nd in passing (283.2), ninth in total offense (544.4), and sixth in scoring offense (51.0). The Pack defense held the Seminoles to season-lows in passing (218), total offense (343), and scoring (16).

In addition to ruining FSU's season averages, the Pack also did a great job of protecting its QB and getting pressure on Florida State's QB. Coming into the contest, FSU had given up just six sacks in the first five games, but the Pack sacked E.J. Manuel a total of four times.

On the other side, FSU was averaging 3.0 sacks made per game (18th-best in the NCAA), but NC State's make-shift offensive line (playing without three starters) allowed just one sack on the day.

Listed below are Florida State's NCAA rank and season averages entering the game against NC State, and also the total that the Pack put up against the Seminoles:

Category	NCAA Rk.	Season Avg.	vs. NCSU
Rushing Off.	8	261.2	125
Passing Off.	32	283.2	218
Total Off.	9	544.4	343
Scoring Off.	6	51.0	16
Rushing Def.	5	72.4	66
Passing Def.	4	128.4	259
Total Def.	3	200.8	325
Scoring Def.	7	11.4	17

THIRD AND OUT

If the first eight games of the season are good indicators, when the opposition gets to third down, their punter better be warming up. NC State ranks second in the ACC and seventh nationally in third down conversion defense. The Wolfpack is allowing its opponents to convert at just a 27.59 clip this season.

And fourth down? Forget about it! The Pack leads the ACC and is tied for second nationally, allowing just one success in eight opponent fourth-down attempts in 2012.

In the last seven games, the Wolfpack defense has held the opponents to a .264 (23-87) percentage on third down conversions. From late in the UConn game, until the 3rd quarter against The



Tom O'Brien vs. All Competition

Opponent	Home	Away	Neutral	Total
Arizona State	0-0	0-0	1-0	1-0
Army	3-0	1-0	0-0	4-0
Ball State	2-0	1-0	0-0	3-0
Baylor	1-0	0-0	0-0	1-0
Boise State	0-0	0-0	1-0	1-0
Boston College	1-1	0-3	0-0	1-4
Brigham Young	1-0	1-0	0-0	2-0
Buffalo	1-0	0-0	0-0	1-0
Central Florida	0-1	1-0	0-0	1-1
Central Michigan	2-0	1-0	0-0	3-0
Cincinnati	1-1	0-1	0-0	1-2
Citadel	1-0	0-0	0-0	1-0
Clemson	2-2	1-2	0-0	3-4
Colorado	0-0	0-0	0-1	0-1
Colorado State	0-0	0-0	1-0	1-0
Connecticut	3-0	2-0	0-0	5-0
Duke	1-1	1-0	0-0	2-1
East Carolina	1-0	1-1	0-0	2-1
Florida State	2-2	1-3	0-0	3-5
Gardner Webb	1-0	0-0	0-0	1-0
Georgia	0-0	0-0	1-0	1-0
Georgia Tech	0-2	2-0	0-0	2-2
Liberty	1-0	0-0	0-0	1-0
Louisville	0-1	0-1	1-0	1-2
Maine	1-0	0-0	0-0	1-0
Maryland	3-1	2-2	0-0	5-3
Massachusetts	1-0	0-0	0-0	1-0
Miami	1-4	1-5	0-0	2-9
Murray State	1-0	0-0	0-0	1-0
Navy	2-1	2-0	0-0	4-1
NC State	1-0	0-1	0-0	1-1
North Carolina	3-0	2-2	1-0	6-2
Northeastern	1-0	0-0	0-0	1-0
Notre Dame	2-1	3-2	0-0	5-3
Penn State	1-0	1-0	0-0	2-0
Pittsburgh	4-1	1-3	0-0	5-4
Rutgers	4-0	4-0	0-1	8-1
South Alabama	2-0	0-0	0-0	2-0
South Carolina	0-1	0-1	0-0	0-2
South Florida	0-1	0-0	0-0	0-1
Stanford	1-0	0-1	0-0	1-1
Syracuse	2-2	1-3	0-0	3-5
Temple	3-0	3-2	0-0	6-2
Tennessee	0-0	0-0	0-1	0-1
Toledo	0-0	0-0	1-0	1-0
Virginia	2-0	1-0	0-0	3-0
Virginia Tech	1-5	1-4	0-0	2-9
Wake Forest	3-1	0-5	0-0	3-6
West Virginia	3-1	1-3	1-0	5-4
Western Carolina	1-0	0-0	0-0	1-0
William & Mary	1-0	0-0	0-0	1-0
Wofford	1-0	0-0	0-0	1-0
TOTALS	69-30	36-45	8-3	113-78

Citadel, opponents went 16 consecutive third downs without a conversion. Florida State was converting exactly half of the time on third down coming into the game against a fired-up Pack defense that allowed them to convert just three of 15 third down attempts.

On Sept. 15, Mike Archer's defensive unit held South Alabama without a third or fourth down conversion on the game as the Jaguars finished 0-for-11 on third down and 0-for-1 on fourth. The last time NC State had held a team without a third down conversion came in 1992, when the Pack forced Virginia Tech to an 0-for-12 mark, a span of 228 games.

In 117 drives this season, the Wolfpack has forced 37 three-and-outs.

CHANGING LINE

Heading into the 2012 campaign, the Wolfpack offensive line was one of the most solidly entrenched (no pun intended) units on the squad. All five starters on the OL had started games previously during their careers, while four plus a projected backup had been season-long starters.

Now, seven games into the season, NC State has started five different lineups on the offensive line due to injuries to three of the opening day starters. Only one position has not had a change in starter this season - as Camden Wentz has started all seven games at center.

In order to get the most experienced, most talented players on the field, the coaching staff did some shifting in the preseason. Senior R.J. Mattes moved to the fourth starting position of his career, left guard, so that talented junior Rob Crisp could man the left tackle spot. Andrew Wallace, a season-long starter at guard two years ago, moved over to right tackle. Center Cam Wentz and right guard Zach Allen stayed put. The unit entered fall camp in that alignment.

In the season opener, starting left tackle Rob Crisp suffered a lower back injury and missed the next five games. Backup RT Tyson Chandler started in Crisp's spot in the next three games.

Against The Citadel, starting right tackle Andrew Wallace suffered a foot injury, so Mattes moved back to left tackle, Chandler moved to right tackle and Duran Christophe, who started 12 games in 2011, got the nod at right guard. At Miami, right guard Zach Allen left the game with season-ending foot injury, giving Cameron Fordham his first career start at right guard against FSU.

The Pack has started five different combos on the OL in its eight games.

Opponent	Left Tackle	Left Guard	Center	Right Guard	Right Tackle
Tennessee	Rob Crisp	R.J. Mattes	Cam Wentz	Zach Allen	Andrew Wallace
UConn	Tyson Chandler	R.J. Mattes	Cam Wentz	Zach Allen	Andrew Wallace
S. Alabama	Tyson Chandler	R.J. Mattes	Cam Wentz	Zach Allen	Andrew Wallace
Citadel	Tyson Chandler	R.J. Mattes	Cam Wentz	Zach Allen	Andrew Wallace
Miami	R.J. Mattes	Duran Christophe	Cam Wentz	Zach Allen	Tyson Chandler
FSU	R.J. Mattes	Duran Christophe	Cam Wentz	Cam Fordham	Tyson Chandler
Maryland	Rob Crisp	R.J. Mattes	Cam Wentz	Duran Christophe	Tyson Chandler
UNC	Rob Crisp	R.J. Mattes	Cam Wentz	Duran Christophe	Tyson Chandler

Tradition + Transformation



NC STATE UNIVERSITY | 125 YEARS

Celebrate the past. Create the future.

North Carolina State University was founded in 1887 to fulfill the land-grant university mission: opening the doors of higher education to the citizens of North Carolina. Since then, NC State has grown into one of the nation's top research institutions, becoming an engine for educational innovation and economic growth. Throughout 125 years of groundbreaking work in fields ranging from engineering to economics, soil science to social work, we've not only changed lives; we've transformed the world.



PROTECTING THE ROCK

NC State currently is tied for eighth in the conference standings in turnover margin mainly due to the six turnovers the Pack committed at Miami. State has been schizophrenic in terms of turnovers in 2012, losing the ball four times in the opener, then just three total times in the next three games, six times against Miami and then just once in the next two games, then four times at UNC.

In NC State's three losses this season, it has turned the ball over 14 total times, while forcing just four opponent miscues. In its five wins, the Pack has lost the ball just four total times, while forcing 12.

	Turnovers by	Average	Turnovers Forced	Average
Wins	4	0.8	12	2.4
Losses	14	4.67	4	1.3

HELLO YELLOW

NC State ranks an uncharacteristic ninth in the ACC in penalties, with 7.4 per contest. Since Tom O'Brien was named head coach, the highest previous penalty per game average was 6.6 in 2007.

To the great frustration of the head coach, more than half (32) of the Pack's 59 yellow flags have been for presnap penalties - including 15 false starts and 13 offsides/encroachment calls.

Here's a look at the Pack's penalty averages under O'Brien:

Year	Penalties/Game	ACC Rank
2011	4.6	1
2010	5.0	1
2009	5.3	1
2008	5.5	4
2007	6.6	7

YOUR LOSS, OUR GAIN

The Wolfpack ranks eighth nationally in tackles for loss with an average of 7.88 per game. That mark ranks second in the ACC.

Fifteen different defenders have tallied stops behind the line of scrimmage for State this season, led by linebackers Rickey Dowdy with nine and Rodman Noel with seven.

NC State has tallied 24 sacks this season, an average of three per game

which ties as the best mark in the league and the 12th-best mark nationally. The Pack sacked Florida State's QB four times after FSU had given up just six sacks in the five previous games.

SACK RACE OVER

NC State still ranks second-to-last in the ACC in sacks allowed this season (24), but the trend of letting the opponent's defenders get their hands on Mike Glennon seems to be reversing.

In the first three games of 2012, State allowed 11 sacks - including six by Connecticut and four by South Alabama.

Florida State entered the Oct. 5th game averaging three sacks per contest, but managed just one on a slippery Mike Glennon.

GOOD BYE

Following NC State's upset of No. 3 Florida State on Oct. 6, Tom O'Brien and company had an open week prior to last week's game at Maryland. The Pack's history held true, as the Wolfpack has done well after a bye week under Tom O'Brien, now posting a 5-2 mark.

Here's a look at the Pack's results in bye weeks since O'Brien was named head coach prior to the 2007 campaign (including two Thursday night games that were played after an open Saturday). Although the record in those games following bye weeks have been favorable for the Wolfpack, the results have been close, with a margin of just 8.0/ppg.

Here's a look at the Pack's results after bye weeks under O'Brien:

Year	Site	Result	Opponent	Score
2007	A	W	East Carolina	34-20
2008	H	L	Florida State	17-26*
	A	W	Duke	27-17
2009	A	L	Florida State	42-45
2010	H	W	Florida State	28-24*
2011	A	W	Virginia	28-14
2012	A	W	Maryland	20-18

* - game played after open Saturday following a Thursday night game.

STARTING NEW

Although the Wolfpack returned a record number of senior starters this season, NC State ranks among the national leaders in most players who have started for the first time in 2012. A whopping 13 players have started

CHAMPIONS IN THE CLASSROOM. CHAMPIONS IN THE COMMUNITY. CHAMPIONS ON THE FOOTBALL FIELD.

When Tom O'Brien was named Wolfpack head coach in December of 2006, he vowed to field a program whose goal was to become champions in three areas: the classroom, the community and the football field. He and his staff use this mantra in recruiting and each member of the Wolfpack squad knows that this is what they strive for - individually and as a team.

In the Classroom: 79 players have graduated in the last nine ceremonies, including a high of nine in the spring of 2012. Three players were named to the Academic All-ACC squad last year (Mike Glennon, Mikel Overgaard, McKay Frandsen) in 2011 and there are four post-graduates on the 2012 squad. The team's single-year APR for 2011-12 is going to be the highest in school history.

In the Community: The Wolfpack has raised over \$200,000 for the Marine Corps Toys for Tots program and more than \$100,000 for the Kay Yow Cancer Fund and scholarship endowment. O'Brien is on the Board of Directors for Toys for Tots and the team has embraced that charity, going on an annual shopping spree to buy toys with fan donations every December. The Pack has also worked with Habitat for Humanity, made numerous trips to visit the Wounded Warriors at Camp LeJeune, worked with tornado cleanup in downtown Raleigh and makes frequent appearances at schools and after-school programs.

On the Football Field: In 2010, the Wolfpack posted the second-highest win total in school history. Three of O'Brien's five squads have earned post-season bowl bids and NC State is one of just 12 teams nationally that have won bowl games the past two seasons. The Pack is ranked 25th in the preseason by *Sports Illustrated*.



for the first time this season, a mark which ties for 17th nationally.

Here's a look at the Pack's first-time starters and the national list

Most First-Time Starters		NC State First-Time Starters	
1. Hawai'i	25	Juston Burris, CB	
2. Air Force	19	Tyson Chandler, OT	
3. Temple	18	Tony Creecy, HB	
4. East Carolina	15	Rickey Dowdy, LB	
Navy	15	Cameron Fordham, OG	
Colorado	15	Carlos Gray, DT	
Oklahoma State	15	Rodman Noel, LB	
Arkansas State	15	Quintin Payton, WR	
Nevada	15	Brandon Pittman, LB	
10. Arizona State	14	Shadrach Thornton, HB	
TCU	14	Bryan Underwood, WR	
Arkansas	14	Asa Watson, TE	
Northern Illinois	14	Logan Winkles, FB	
Memphis	14		
Army	14		
Virginia	14		
17. NC State	13		
Penn State	13		
Tulane	13		

FIRST QUARTER WOES

The first quarter has been a rough one in terms of scores allowed for the Wolfpack defense in 2012. NC State is allowing 10.4 points in the first quarter this season. Of the 83 total points allowed in the opening quarter, 70 were scored by Tennessee (22), Miami (23) and UNC (25).

The second quarter, however, has been a different story. No opponent had reached the endzone in that period this season prior to the Pack's allowing 13 points in the 2nd frame to Florida State - even though Tennessee and Miami each had a first and goal situation in the second quarter. FSU is the only team to score on the Pack in the second quarter this season.

In the last three quarters of its eight games combined, the Pack has given up 101 points.

SHADRACH JUMPS INTO THE FIRE

It had been a while since a freshman rushed for over 100 yards in his first career game - 31 years to be exact - before rookie Shadrach Thornton surprised Wolfpack nation against The Citadel by running for 145 yards on 21 carries in the win. Thornton, a true freshman who had not played a snap before that Sept. 22 contest, came out of the gates strong - gaining 35 yards on four carries on the Pack's first series, including a 19-yard touchdown run.

Thornton became the first freshman since Andre Brown in 2005 to rush for over 100 yards in a game. He became the first freshman to pass the century mark in his first collegiate game since Joe McIntosh had 131 against Richmond in 1981.

Thornton tallied 171 all-purpose yards in the contest, also catching four passes for another 26 yards. Against Miami, he came off the bench to rush for 87 yards.

Thornton was a very unlikely candidate to be starting in the fourth game of the season just a few short weeks prior. No one was listed ahead of him on the depth chart, because he wasn't even ON the depth chart.

Last year's leading rusher, James Washington, was returning for his senior season after gaining 897 yards in 2011 - most for a Pack player since 2002. Tony Creecy was returning for his red-shirt sophomore campaign after gaining great experience as the backup last season, as well as working hard in the Pack's off-season conditioning program.

Adding to the abundance of depth at halfback was Mustafa Greene, the leading rusher for NC State in 2010 who missed all of last season with an injury. And finally, red-shirt senior Brandon Barnes was on the roster as well - a player who had been hampered by injuries throughout his career.

Creecy started the season opener, but Greene came in and led the team in rushing. Greene started the next week at Connecticut in a defensive battle, but was suspended following that contest and has since been dismissed from the team.

Creecy started against versus South Alabama, and then the injury bug hit. At one point the week before The Citadel game, Creecy, Washington and Barnes were in injured jerseys.

Enter the true freshman, who was able to get the nod versus The Citadel and make the most of it, gaining the most yards for a back in his first game since 1981. He is the team's second-leading rusher with 55 carries for 282 yards and is averaging 5.1 yards per carry.

HARD TO SEE AROUND THE CORNER

When it comes to cornerbacks, NC State can definitely look down at other teams. Research has been unable to find another pair of starting cornerbacks in the country as tall as the Wolfpack's. Both David Amerson and Dontae Johnson are listed at 6'3.

In the ACC, only Virginia Tech has two starting cornerbacks listed over 6'0.

WOLFPACK PLAYERS ON 2012 NFL ROSTERS

Player	Yrs. @ NCSU	Current Team
Andre Brown, RB	2005-08	New York Giants
Jerricho Cotchery, WR	2000-03	Pittsburgh Steelers
Leroy Harris, OG	2003-06	Tennessee Titans
Steven Hauschka, K	2007	Seattle Seahawks
Nate Irving, LB	2007-08, 10	Denver Broncos
Ted Larsen, C	2006-09	Tampa Bay Buccaneers
Manny Lawson, LB	2002-05	Cincinnati Bengals
Sean Locklear, OT	2000-03	N.Y. Giants
Philip Rivers, QB	2000-03	San Diego Chargers
Stephen Tulloch, LB	2003-05	Detroit Lions
Mario Williams, DE	2003-05	Buffalo Bills

Adrian Wilson, S	1998-00	Arizona Cardinals
Willie Young, DE	2006-09	Detroit Lions

2012 NFL NEWCOMERS

Player	Position	Current Team
Audie Cole	LB	Minnesota Vikings
T.J. Graham	WR	Buffalo Bills
Markus Kuhn	DT	N.Y. Giants
Terrell Manning	LB	Green Bay Packers
J.R. Sweezy	OG	Seattle Seahawks
Russell Wilson, QB	2008-10	Seattle Seahawks



SPREADING IT OUT

Fourteen different players have caught passes for the Wolfpack in 2012, as five wide receivers, three tight ends, five halfbacks and a fullback have all been on the receiving end of a Mike Glennon throw.

The wide receiver spot was an area of concern heading into the 2012 campaign, as both starters from last season and another senior graduated.

Quintin Payton has been on the receiving end of the majority of Glennon's throws, catching 34 passes for 603 yards.

WOLFF'S PACK

It's fitting that the Grandpa of the Wolfpack defense should be named WOLFF. Senior safety Earl Wolff has played in 46 career games, more than any player on the 2012 NC State squad.

The veteran of 2,385 snaps from scrimmage and another 400+ on special teams, is also the team leader with 336 career tackles. He is now tied for third in school history with eight caused fumbles after a huge caused fumble against Maryland.

Wolff was instrumental in the Pack's win at UConn on Sept. 8, racking up seven tackles (including five first hits or solos) according to the coaches' game film, even though he played just three quarters and played just after leaving with an injury. He was in for just 47 snaps, his lowest total since midway through the 2010 season. He was named the ACC Player of the Week at defensive back.

In the first half, with Connecticut driving, Wolff pulled down the fifth interception of his career and returned it 16 yards. But his biggest play of the game was on the interception that he missed. In the third quarter, with State up 3-0, he barely missed a pick and the pass was completed behind him. Immediately after the catch, fellow safety Brandon Bishop forced a fumble and Wolff was there to fall on it. That gave the Pack the ball at the UConn 41 and three plays later, State scored its only touchdown of the afternoon.

That was the second fumble recovery of Wolff's career. He is tied for fifth in school history with seven caused fumbles.

SUPER SAFETIES

NC State's pair of super safeties are not only the team's leading tacklers, they are also two of the most experienced players on the 2012 Wolfpack squad. Brandon Bishop has 41 career starts, the highest mark on the team, while Earl Wolff has 38, which ties as the second-highest mark (with R.J. Mattes).

Wolff has led the team in tackles outright twice this season, while Bishop

has been the leader by himself in three other games. The tandem tied for the team lead once, meaning that either Bishop or Wolff has been the leading tackler in six of the eight games this season.

Wolff has made 336 career tackles, the highest mark on the squad, while Bishop has 278 career stops to his credit. Those two totals constitute 41% (614 of 1,493) of the career tackles on the 2012 Wolfpack squad.

A STERLING COMEBACK

Senior middle linebacker Sterling Lucas has been somewhere that no other player on the squad has been: the coaches' box.

Lucas was forced to redshirt last season after suffering a knee injury in preseason camp. Although he was devastated to miss what was supposed to be his senior campaign, he decided that he wanted to be just as involved in the daily preparations as any of the players in uniform. When he wasn't in treatment, he was at practice. And on game days, instead of watching from the sidelines, he asked if he could sit in the coaches' box, so he could hear how the game progressed from that viewpoint.

Lucas, who led the team in tackles at Connecticut with eight, says that he learned a great deal during his 13 games in the coaches' box that he can translate into play on the field. He set a career-high in terms of stops with 11 at Maryland.

THE SECOND NOEL

Wolfpack sophomore linebacker Rodman Noel is a talented young player who moved into the starting slot at strong side linebacker for the South Alabama game. If pedigree is any indication, he will have a long and successful career on the gridiron.

The Pack's Noel is the second of the three sons of Haitian immigrants Yonel and Dorcina Noel. His older brother, Jim, is a senior at Boston College this season, where he is projected to start at strong safety for the third straight season. While Jim and Rodman have earned their stripes on the gridiron, their younger brother, Nerlens, has gained stardom on the hardwood. One of the most highly-recruited prep basketball players in the country last year, he is currently a freshman for reigning national champion Kentucky.

WE LIKE MIKE

Mike Glennon's entry into the job of starting collegiate quarterback was not a quiet one. A year ago, nobody mentioned his name without also mentioning his predecessor Russell Wilson, who had moved on to Wisconsin.

Despite the controversy and talk swirling around him, Glennon was unflappable in his first year starting under center. He silenced all critics

STARTS BY POSITION

OFFENSE

LT	LG	C	RG	RT	TE	QB	HB	FB	WR	PK
Mattes, 14	Christophe 15	Wentz, 34	Allen, 31	Crisp, 2	Carter, 10	Glennon, 21	Washington, 17	Winkles, 3	Palmer, 15	Sade, 20
Wallace 4	Wallace, 12		Mattes, 8	Mattes, 10	Watson, 4		Creecy, 6		Payton, 8	
Crisp, 4	Mattes 6		Fordham, 1	Wallace, 4			Thornton, 1		Underwood, 1	
Chandler, 3			Christophe, 2	Chandler, 4						

DEFENSE

DE	DT	SLB	MLB	WLB	BC	BS	FS	FC	P
Norman, 10	Slay, 7	Johnson, 2	Lucas, 10	Dowdy, 8	Wilson, 12	Wolff, 38	Bishop, 41	Amerson, 21	Baumann, 21
C-Bishop, 16	C-Bishop, 1	Pittman, 2			R. Smith, 6		Johnson, 5	Wilson, 17	
Frandsen, 1	McGill, 7	Noel, 4			Amerson, 9			Burris, 2	
Slay, 14	Teal, 8				Byrd, 3				
	Gray, 1				Johnson, 6				



by throwing 31 touchdown passes, gaining over 3000 passing yards and completing .625 of his throws in 2011. In fact, only three quarterbacks in ACC history have thrown for more TDs in a season.

From the jump, Glennon seemed comfortable in his role as the starting quarterback. By year's end, he was clicking on all cylinders, completing 66% of his passes for 1,043 yards, throwing 11 TDs to only three interceptions, and posting a 141.35 efficiency rating in the last four games of 2011.

Prior to the 2012 campaign, The *Sporting News* ranked him as one of the top quarterbacks in the country for the upcoming season and with his ability, experience and knowledge of the State playbook, he should battle for all-conference honors in 2012. His stints at the Manning Passing Academy and at the Elite 11 Camp during the summer have put him solidly in the sights of the national media and NFL scouts.

Here's a look at where some of Glennon's numbers rank in the Wolfpack record books:

Category	Single Game		Season (2011)		Career	
	NA	NA				
Passing Yards	NA	NA	3,054	t5th	5,835	5th
Completions	36 (Md)	t5th	283	3rd	507	4th
Attempts	55 (Md)	t6th	453	3rd	835	4th
Pass TDs	5 (Md)	t1st	31	t2nd	51	4th
	4 (SA)	t7th				
Comp. %	NA	NA	.625	6th	.607	3rd
300-yd games	NA	NA	3	t6th	6	3rd
Efficiency	NA	NA	136.39	5th	134.06	4th
Total Offense	NA	NA	2,944	7th	5,625	5th

PACK PICKS UP THE PICKS

The Wolfpack led the nation in interceptions last season, committing 27 acts of aerial thievery - the second-best mark in ACC history. In only one game last season did the defense fail to pick off a pass and that was versus Georgia Tech, a team that threw just 12 times, completing just four in the entire game. In the last three games of 2011, the Pack pulled down seven total interceptions.

So the season opener was a bit of a downer for the State defensive secondary, as they failed to get their hands on any passes. The team has gotten back on the plus side, however, in the last seven games, as the Pack now ranks second the ACC with 10 picks for the season.

Against UConn, State intercepted three passes. Safety Earl Wolff started the pick parade early in the second quarter, gathering in the fifth interception of his career and returning it 16 yards. Next, the Pickoff Artist, David Amerson, got into the action. And finally, at the beginning of the fourth quarter, Brandan Bishop pulled a pick, the 10th of his career.

Amerson had another against South Alabama, while backup safety Hakim Jones intercepted his first career pass. Against The Citadel, Amerson came down with another - the 16th of his career - while Sterling Lucas pulled one down at Miami. Amerson picked off his 17th in the win at Maryland.

Over the last two years, NC State is 6-0 when recording at least three interceptions in a game.

SENIOR STRENGTH

In 2012, Wolfpack head coach Tom O'Brien has a luxury that he hasn't been afforded in previous campaigns with the Wolfpack: senior starters. In first six games of the season, 11 spots on offense and defense have been manned by seniors who have had starting experience prior to 2012.

That number is almost double the most senior starting experience O'Brien has had during his first five years with the Wolfpack. The number is particularly high on offense, where seven of the 11 starting spots are slated to be filled by seniors with previous starting experience.

Three Pack players ranked among the most experienced returning players in the ACC in terms of career starts heading into the 2012 season: safety Brandan Bishop (5th), OG R.J. Mattes (t9th) and safety Earl Wolff (t9th).

For the 2008 season, there were only two projected starters who were seniors with starting experience. In 2009, there were seven. Here's a look at the senior starters in the season opener:

Offense		Defense	
Pos	Name, Career Starts	Pos	Name, Career Starts
LG	R.J. Mattes, 38	RE	Brian Slay, 21
RT	Andrew Wallace, 18	MLB	Sterling Lucas, 10
C	Camden Wentz, 34	FS	Brandan Bishop, 41
RG	Zach Allen, 31	BS	Earl Wolff, 38
TE	Mario Carter, 9		
QB	Mike Glennon, 21		
WR	Tobais Palmer, 14		

WOLF PUPS SEE ACTION

Seventeen new players have seen action for NC State so far in 2012, including five true freshmen and nine redshirts. Here's a look at the newcomers who have played:

True Freshmen (5)	Redshirt Freshmen (9)	Transfers (3)
Charlie Hegedus, WR	Benson Browne, TE	Deylan Buntyn, DT
Quincy McKinney, OG	Juston Burris, CB	Robert Caldwell, LB
M.J. Salahuddin, LB	Hakeem Flowers, WR	Forrest West, DE
Manny Stocker, QB	Carlos Gray, DT	
Shadrach Thornton, HB	Hakim Jones, S	
	Dave Mann, DT	
	Maurice Morgan, WR	
	Mike Rose, DE	
	Joe Thuney, C	

'WATCH' OUT

NC State players are all over the preseason and midseason 'watch' lists for various honors and awards for 2012. Here's a list of some of the honors that Wolfpack players are in the running for:

David Amerson, CB: Bednarik, Nagurski, Thorpe, Walter Camp POY



Scout Team Players of the Week



Each week before a home game, the coaching staff selects scout team MVPs, who then have the honor of leading the team onto the field carrying the North Carolina and American flags.

Here's a list of this year's Scout Team Players of the Week.

Game	Offense	Defense
South Alabama	David Grinnage, TE	Rogers Clark, DT
Citadel	Charlie Twitty, WR	J.J. Jones, DB
Florida State	Milton Hall, HB	Josh Sessoms, DB



<i>Brandan Bishop, S:</i>	Senior Bowl
<i>Mike Glennon, QB:</i>	Maxwell, O'Brien, Manning, Senior Bowl, Unitas
<i>Quintin Payton, WR:</i>	Biletnikoff
<i>Camden Wentz, C:</i>	Rimington

T.O.B.-ing

Nobody is doing it at weddings like the Macarena or the Electric Slide and it isn't quite the national phenomena that **TEBOWing** was a year ago, but the art of **TOBing** is something that those in Wolfpack nation know all about.

TOB is the nickname for Wolfpack head coach **Tom O'Brien**. The Marine major is known as having a somewhat stoic demeanor on the Wolfpack sideline, usually standing with his arms crossed. Wolfpack fans have nicknamed that stance **TOBing**. Google it!

MOVING MATTES

R.J. Mattes gets around. The senior offensive lineman started at left guard in first four games of 2012 - the fourth different OL position of his career. And his starts haven't been in a fill-in capacity due to injury or the like, but have been for multiple games.

Mattes started 12 games last season at left tackle. In 2010, he came back from injury to start 10 games at right tackle. As a redshirt freshman in 2009, he started eight games at right guard before suffering a season-ending injury.

Research has uncovered a couple of BCS players - Alabama's Barrett Jones (RG, LT, C) and Wake Forest's Garrick Williams (C, LG, RG) - who will be starting at their third position on the OL in 2012, but none that will be starting their fourth.

Mattes has been back at left guard in the last two games due to injuries to other players on the line.

RISING STOCK-ER

Obviously, the Wolfpack is set at the starting quarterback position. There is some concern in some quarters about what would happen if starting signal caller Mike Glennon were injured or had to miss snaps for any other reason.

Glennon's projected backup for 2012, Tyler Brosius, left school this summer, leaving true freshman Manny Stocker as the No. 2 at quarterback. Tom O'Brien calls Stocker a 'half-a-redshirt' freshman, since he decided to graduate from high school early and has been at State since January.

Stocker, who just attended his senior prom in June and is still in braces, went through spring practice with the team. He passed for almost 2,000 yards as a senior at Coatesville Area High School in Pennsylvania, throwing for 20 scores and running for 10 more.

STATE INDUCTS FIRST HALL OF FAME CLASS

NC State elected its inaugural Athletics Hall of Fame Class in June and the induction ceremonies were held on Friday, Oct. 5 in Reynolds Coliseum.

Three former football players were elected to the class of 10: QB Roman Gabriel, C Jim Ritcher and RB Ted Brown. Other inductees include Julie Shea (Track/Cross Country), Tab Ramos (soccer), Genia Beasley (women's basketball), David Thompson (men's basketball), Jim Valvano (coach), Kay Yow (coach) and Everett Case (coach)

WOLFPACK UNLIMITED

Just days after Deborah A. Yow was introduced as NC State's Director of

Athletics in June of 2010, the annual Directors' Cup standings were released. In that metric, which recognizes all-sports success in collegiate athletics, NC State was ranked 89th - an all-time low. Nine Pack teams scored points in the competition and only one was ranked in the top 25.

When the 2012 standings were announced in June of 2012, the Wolfpack stood at 37th - it's highest mark in six years and a jump of 52 spots in just two years. That two-year jump is the biggest by an ACC school in the history of the Director's Cup.

WINNINGEST COACHES

Tom O'Brien ranks 20th among active BCS coaches in wins with 113.

Here's a look at the list of the winningest coaches in the country:

Rk	Name, School	Seasons	Record
1.	Frank Beamer, Virginia Tech	32	255-125-4
2.	Mack Brown, Texas	29	233-116-1
3.	Chris Ault, Nevada	27	232-106-1
4.	Steve Spurrier, South Carolina	23	204-77-2
5.	Brian Kelly, Notre Dame	22	195-67-2
6.	Mike Price, UTEP	31	176-181
7.	Larry Blakeney, Troy	22	168-95-1
8.	Bill Snyder, Kansas State	21	168-82-1
9.	Gary Pinkel, Missouri	22	161-95-3
10.	Nick Saban, Alabama	17	154-54-1
11.	Paul Pasqualani, Connecticut	21	149-88-1
12.	Paul Johnson, Georgia Tech	16	144-63
	Bob Stoops, Oklahoma	14	144-36
14.	Terry Bowden, Akron	19	140-71-2
15.	Tommy Tuberville, Texas Tech	17	129-74
16.	Rich Rodriguez, Arizona	19	125-87-2
17.	Jerry Kill, Minnesota	19	124-74
18.	Frank Solich, Ohio	14	115-60
19.	Gary Patterson, TCU	13	114-33
20.	<i>Tom O'Brien, NC State</i>	<i>16</i>	<i>113-78</i>
	Mark Richt, Georgia	12	113-39
	Urban Meyer, Ohio State	11	113-23



THE LAST TIME IT HAPPENED

A PLAYER RUSHED FOR 100+ YARDS:

NC STATE: Tony Creecy (19-120) vs. Miami, 9/29/12
 OPP: Giovanni Bernard (23-135), UNC, 10/27/12

A PLAYER RUSHED FOR 200+ YARDS:

NC STATE: Andre Brown (32-248) vs. Southern Miss, 10/29/05
 OPP: Montel Harris (27-264), Boston College, 10/17/09

A PLAYER HAD A 75-YARD RUSH:

NC STATE: Ray Robinson (87) at Duke, 11/3/01
 OPP: Kevin Smith (80), Central Florida, 9/1/07

A PLAYER HAD 30 CARRIES:

NC STATE: Jamelle Eugene (32-159) vs. North Carolina, 11/10/07
 OPP: Ryan Williams (32-120), Virginia Tech, 11/21/09

TWO BACKS OVER 100 RUSHING YARDS, SAME GAME:

NC STATE: Tremayne Stephens (24-131) and Rod Brown (15-125) at Md, 11/5/94
 OPP: Darren Evans (15-160) and Tyrod Taylor (16-121) Va. Tech, 10/2/10

A PLAYER SCORED TWO RUSHING TOUCHDOWNS:

NC STATE: Shadrach Thornton (2) vs. The Citadel, 9/22/12
 OPP: Giovanni Bernard (2), UNC, 10/27/12

A PLAYER SCORED THREE OR MORE RUSHING TOUCHDOWNS:

NC STATE: Russell Wilson (3) vs. Florida State, 10/28/10
 OPP: Darren Evans (2), Virginia Tech, 10/2/10

A QUARTERBACK RUSHED FOR 100+ YARDS:

NC STATE: Johnny Evans (126) vs. Clemson, 10/23/76
 OPP: Tyrod Taylor (121), Virginia Tech, 10/2/10

100 YARDS RUSHING, 100 YARDS PASSING, BY SAME PLAYER:

NC STATE: Johnny Evans (126 rushing, 106 passing) vs. Clemson, 10/23/76
 OPP: Tyrod Taylor (121 rushing, 123 passing), Va. Tech, 10/2/10

A PLAYER PASSED FOR 300+ YARDS :

NC STATE: Mike Glennon (467) vs. UNC, 10/27/12
 OPP: Bryn Renner (358), UNC, 10/27/12

A PLAYER PASSED FOR 400+ YARDS :

NC STATE: Mike Glennon (467) vs. UNC, 10/27/12
 OPP: Stephen Morris (566), Miami, 9/29/12

A PLAYER PASSED FOR 500+ YARDS:

NC STATE: Shane Montgomery (535), at Duke, 11/11/89
 OPP: Stephen Morris (566), Miami, 9/29/12

A PLAYER PASSED FOR FOUR OR MORE TOUCHDOWNS:

NC STATE: Mike Glennon (5) vs. UNC, 10/27/12
 OPP: Stephen Morris (5), Miami, 9/29/12

A PLAYER THREW A 50+ YARD TOUCHDOWN:

NC STATE: Mike Glennon to Tobais Palmer (83) vs. UNC, 10/27/12
 OPP: Stephen Morris to Phillip Dorsett (62), Miami, 9/29/12

A PLAYER THREW FOR A 50+ YARD NON-TOUCHDOWN:

NC STATE: Mike Glennon to Rashard Smith (60) vs. Miami, 9/29/12
 OPP: Teddy Bridgewater to Josh Bellamy (53), Louisville, 12/27/11

A PLAYER HAD 30 COMPLETIONS:

NC STATE: Mike Glennon (30) vs. Florida State, 10/6/12
 OPP: Bryn Renner (30), UNC, 10/27/12

A PLAYER HAD 40 PASSING ATTEMPTS:

NC STATE: Mike Glennon (52) vs. UNC 10/27/12
 OPP: Bryn Renner (47), UNC 10/27/12

A PLAYER HAD 60 PASSING ATTEMPTS:

NC STATE: Russell Wilson (60) vs. Maryland, 11/27/10
 OPP: B.J. Symons (63), Texas Tech, 9/20/03

A PLAYER HAD 350+ YARDS OF TOTAL OFFENSE:

NC STATE: Mike Glennon (439 yards - 467 pass, -28 rush) vs. UNC, 10/27/12
 OPP: Bryn Renner (346 yards - 358 pass, -12 rush), Miami, 10/27/12

A PLAYER HAD 100+ YARDS RECEIVING:

NC STATE: B. Underwood (6-118), Tobais Palmer (5-119) vs. UNC, 10/27/12
 OPP: Phillip Dorsett (7-191), Miami, 9/29/12

A PLAYER HAD 150+ YARDS RECEIVING:

NC STATE: Owen Spencer (165), at Florida State, 10/31/09
 OPP: Phillip Dorsett (7-191), Miami, 9/29/12

A PLAYER HAD 200+ YARDS RECEIVING:

NC STATE: Donald Bowens (202) vs. Virginia, 10/27/10
 OPP: Torrey Smith (224), Maryland, 11/27/10

A PLAYER HAD A 50+YARD RECEPTION:

NC STATE: Tobais Palmer (83) vs. UNC, 10/27/12
 OPP: Phillip Dorsett (62), Miami, 9/29/12

TWO PLAYERS OVER 100 RECEIVING YARDS, SAME GAME:

NC STATE: Bryan Underwood (118) and Tobais Palmer (119) at UNC, 10/27/12
 OPP: P. Dorsett (191) and R. Scott (180), Miami, 9/29/12

A PLAYER SCORED THREE OR MORE RECEIVING TOUCHDOWNS:

NC STATE: Jarvis Williams (3), at Florida State, 10/31/09
 OPP: Torrey Smith (4), Maryland, 11/27/10

A PLAYER HAD 10 RECEPTIONS IN A GAME:

NC STATE: Donald Bowens (11) vs. Virginia, 10/27/07
 OPP: Torrey Smith (14), Maryland, 11/27/10

A PLAYER SCORED A TOUCHDOWN ON HIS FIRST CAREER RECEPTION:

NC STATE: Koyal George vs. Virginia, 10/27/07

AN OFFENSIVE LINEMAN SCORED A TOUCHDOWN:

NC STATE: Derek Green recovered a Wolfpack fumble at Florida State, 11/10/01

A PLAYER SCORED A TWO-POINT CONVERSION:

NC STATE: Jamelle Eugene (rec. from Russell Wilson) vs. Miami, 11/29/08
 OPP: Jack Tabb from Tommy Hibbard (rec.), UNC, 10/27/12

A PLAYER SCORED 20 OR MORE POINTS IN A GAME:

NC STATE: T.A. McLendon (30) at Texas Tech, 9/21/02
 OPP: Torrey Smith (24), Maryland, 11/27/10

A PLAYER KICKED FOUR FIELD GOALS IN A GAME:

NC STATE: Steven Hauschka (4), at Miami, 11/03/07
 OPP: Casey Barth (4), North Carolina, 11/20/10



A PLAYER KICKED A 50-YARD FIELD GOAL:

NC STATE: Niklas Sade (50) vs. Miami, 9/29/12
 OPP: Travis Baltz (52), Maryland, 11/27/10

A PLAYER KICKED A GAME-WINNING FIELD GOAL (REGULATION):

NC STATE: Niklas Sade (43 yards, 32 seconds) vs. Maryland, 12/20/12
 OPP: Obi Egekeze (20 yards, 6 seconds), Maryland, 10/25/08

A PLAYER KICKED A GAME-WINNING FIELD GOAL (OVERTIME):

NC STATE: Steven Hauschka (42 yards, 1st Overtime) at Miami, 11/3/07
 OPP: N/A

A PLAYER POSTED A 50-YARD PUNT AVERAGE IN A GAME (3 punt min):

NC STATE: John Deraney (50.3 yards) vs. Richmond, 9/4/04
 OPP: Pat O'Donnell (59.7 yards), Cincinnati, 9/22/11

A PLAYER KICKED 70-YARD PUNT:

NC STATE: Austin Herbert (76 yards) vs. Connecticut, 10/11/03
 OPP: Pat O'Donnell (76 yards), Cincinnati, 9/22/11

A PLAYER HAD 100+ YARDS IN KICKOFF RETURNS:

NC STATE: T.J. Graham (101) vs. Maryland, 11/26/11
 OPP: Justus Pickett (139), Maryland, 11/26/11

A KICKOFF WAS RETURNED FOR A TOUCHDOWN:

NC STATE: T.J. Graham (93 yards), vs. Duke, 10/10/09
 OPP: David Wilson (92 yards), Virginia Tech, 10/2/10

A (NON-BLOCKED) PUNT WAS RETURNED FOR A TD:

NC STATE: Rashard Smith (73 yards) vs. The Citadel, 9/22/12
 OPP: Giovanni Bernard (74 yards), UNC, 10/27/12

A PLAYER HAD 15+ TACKLES:

NC STATE: Earl Wolff (18) vs. Tennessee, 8/31/12
 OPP: Demetrius Hartsfield (18), Maryland, 11/26/11

A PLAYER HAD 20+ TACKLES:

NC STATE: Andre Maddox (20) vs. Georgia Tech, 11/2/02
 OPP: Daryl Mapp (23), North Carolina, 11/10/07

A PLAYER HAD TWO INTERCEPTIONS:

NC STATE: David Amerson (2) vs. Louisville, 12/27/11
 OPP: Jayron Hosley (3), Virginia Tech, 10/2/10

A PLAYER HAD 100+ YARDS IN INTERCEPTION RETURNS:

NC STATE: Marcus Hudson (100) at Duke, 11/3/01
 OPP: Patrick Hinton (114), South Carolina, 10/29/88

AN INTERCEPTION WAS RETURNED FOR A TOUCHDOWN:

NC STATE: David Amerson (65 yards) vs. Louisville, 12/27/11
 OPP: A.J. Henty (32 yards), Maryland, 11/26/11

A FUMBLE WAS RECOVERED FOR A TD:

NC STATE: Garland Heath recovered a snap in the endzone against UVa., 11/1/03
 OPP: Dexter McDougale of Maryland 66 yard fumble recovery, 11/26/11

A FUMBLE WAS RETURNED FOR A TD:

NC STATE: Brandan Bishop (33 yards) vs. Georgia Tech, 10/1/11
 OPP: Dexter McDougale of Maryland 66 yard fumble recovery, 11/26/11

A PLAYER FORCED A SAFETY:

NC STATE: Terrell Manning (10 yard sack) vs. North Carolina, 11/20/10

OPP: Jelani Hamilton, Miami, 9/29/12

A PLAYER BLOCKED A PUNT:

NC STATE: Mike Rose vs. Florida State, 10/6/12
 OPP: Devin Taylor, South Carolina, 9/3/09

A PUNT WAS BLOCKED FOR A TD:

NC STATE: Colby Jackson blocked, D.J. Green recovered vs. BC, 10/9/10
 OPP: Quinton Person recovered a blocked punt by Wallace Wright for UNC, 9/24/05

A PLAYER BLOCKED A FIELD GOAL:

NC STATE: Alan-Michael Cash, vs. North Carolina, 11/28/09
 OPP: Chism, Maryland, 11/17/10

A FIELD GOAL WAS BLOCKED FOR A TD:

NC STATE: Lloyd Harrison returned Bobbie Cotten block 57 yds at Md, 11/21/98
 OPP: Hanis Bowens blocked and returned FG 80 yards, Ark. State, 9/2/00

The Pack's Record When ...

Playing at home.....3-0	Allowing 100-yard rusher.....3-1
Playing on the road.....2-2	Allowing 100-yard receiver0-2
Play at a neutral site.....0-1	Allowing 300-yard passer.....0-3
It's day game.....2-2	With < 300 yds total offense.....1-0
It's a night game.....3-1	With 300-399 yards total offense.....3-0
It's a televised game.....4-3	With 400-499 yards total offense.....0-1
ESPN Network.....5-2	With 500+ yards total offense.....1-2
ABC.....0-0	Committing no turnovers.....2-0
ACC Network.....0-1	Committing 1-2 turnovers.....3-0
RSN.....0-0	Committing 3+ turnovers.....0-3
It's August.....0-1	Forcing 0 turnovers.....0-0
It's September.....3-1	Forcing 1-2 turnovers.....3-3
It's October.....2-1	Forcing 3+ turnovers.....2-0
It's November.....0-0	Controlling Time of Possession.....4-2
Playing a ranked opponent (AP).....1-0	Opp. Controls Time of Possession...1-1
Playing an unranked opponent.....4-3	
Scoring First.....3-1	
The opponent scores first.....2-2	
Leading after 1st quarter.....2-0	
Trailing after 1st quarter.....2-3	
Tied after 1st quarter.....1-0	
Leading at halftime.....4-1	
Trailing at halftime.....1-2	
Tied at halftime.....0-0	
Leading after 3rd quarter.....4-1	
Trailing after 3rd quarter.....1-2	
Tied after 3rd quarter.....0-0	
Scoring 0-19 points.....2-0	
Scoring 20-29 points.....1-1	
Scoring 30-39 points.....1-2	
Scoring 40+ points.....1-0	
Allowing 0-10 points.....2-0	
Allowing 11-20 points.....3-0	
Allowing 21+ points.....0-3	
With 100-yard rusher.....1-1	
With 100-yard receiver.....2-2	



DEPTH CHART VS. VIRGINIA

OFFENSE

Pos.	No.	Player	Ht.	Wt.	Cl.
LT	78	Rob Crisp	6-7	312	Jr.
	67	Quincy McKinney	6-4	304	Fr.
LG	79	R.J. Mattes	6-6	306	Sr.
	73	Andy Jomantas	6-7	289	*So.
C	53	Camden Wentz	6-3	301	Sr.
	54	Joe Thuney	6-5	265	*Fr.
RG	62	Duran Christophe	6-6	302	*Jr.
	50	Cameron Fordham	6-3	281	*So.
RT	74	Tyson Chandler	6-6	340	*So.
	71	Alex Barr	6-7	332	*Fr.
TE	87	Mario Carter	6-4	262	*Sr.
	82	Asa Watson	6-4	225	*Jr.
QB	8	Mike Glennon	6-6	232	*Sr.
	15	Manny Stocker	6-3	200	Fr.
HB	26	Tony Creecy	6-0	196	*So.
	10	Shadrach Thornton	6-1	200	Fr.
FB	44	Logan Winkles	6-1	240	*So.
	47	Tyler Purvis	6-3	220	Jr.
WR	88	Quintin Payton	6-4	210	*Jr.
	84	Charlie Hegedus	6-2	195	Fr.
WR	4	Tobais Palmer	5-11	175	*Sr.
	80	Bryan Underwood	5-11	174	*So.
	2	Rashard Smith	5-11	176	*Jr.


DEFENSE

Pos.	No.	Player	Ht.	Wt.	Cl.
LE	92	Darryl Cato-Bishop	6-4	281	*Jr.
	98	McKay Frandsen	6-3	255	Sr.
LT	69	Thomas Teal	6-2	315	*So.
	70	Carlos Gray	6-3	321	*Fr.
RT	75	T.Y. McGill	6-1	290	So.
	65	A.J. Ferguson	6-3	281	Jr.
RE	55	Brian Slay	6-3	290	Sr.
	95	Art Norman	6-1	242	*So.
90	Mike Rose	6-4	232	*Fr.	
	SLB	5	Rodman Noel	6-3	210
39	Brandon Pittman	6-3	216	So.	
	MLB	7	Sterling Lucas	6-2	238
43	Ryan Cheek	6-1	240	*Jr.	
	WLB	34	Rickey Dowdy	6-2	240
49	Zach Gentry	6-0	204	*Jr.	
	FC	1	David Amerson	6-3	194
11	Juston Burris	6-1	193	*Fr.	
	FS	30	Brandan Bishop	6-2	210
6	Tim Buckley	6-0	202	*Fr.	
	BS	27	Earl Wolff	6-0	201
38	Hakim Jones	6-2	190	*Fr.	
	BC	25	Dontae Johnson	6-3	190
20	C.J. Wilson	5-11	187	*Gr.	

SPECIAL TEAMS

Pos.	No.	Player	Ht.	Wt.	Cl.
PK	32	Niklas Sade	6-3	195	So.
	31	Matthew Shaefer	6-0	187	*Sr.
P	36	Wil Baumann	6-4	185	So.
	47	William Stephenson	6-3	170	Fr.
LS	57	Scott Thompson	6-0	220	So.
KOR	4	Tobais Palmer	5-11	175	*Sr.
	20	C.J. Wilson	5-11	187	*Gr.
PR	2	Rashard Smith	5-11	176	*Jr.
	1	David Amerson	6-3	194	Jr.
H	36	Wil Baumann	6-4	185	So.

* - Indicates redshirted one season

PROJECTED STARTERS: OFFENSE
OFF THE BENCH
QB**8****MIKE GLENNON (6-6, 232, *Gr.)**

- ACC leader in passing yards with 306.9 yards per game. - 11th nationally
- Ranks fourth in school history in career TD passes (51), fifth in passing yards (5,835)
- Ranks fifth in school history in total offense (5,625)

HB**26****TONY CREECY (6-0, 196, *So.)**

- Starting tailback in six of the seven games he's played in.
- Leading rusher with 385 yards
- Posted his first 100-yard rushing outing against Miami.

FB**44****LOGAN WINKLES (6-1, 240, *So.)**

- Started three games this season.
- Scored his first career TD on a 25-yard reception at Maryland
- A musician who plays the electric guitar

WR**88****QUINTIN PAYTON (6-4, 210, *Jr.)**

- On the 'watch' list for the Biletnikoff Award
- Ranks seventh in the ACC in receiving yards/game, 10th in receptions
- Leading receiver with 34 catches for 603 yards

WR**4****TOBAIS PALMER (5-11, 175, *Sr.)**

- Third-leading receiver on the team with 25 grabs for 333 yards.
- Ranks ninth in the ACC with a 20.0 kickoff return average
- Led the team in receptions at UConn and Miami.

TE**87****MARIO CARTER (6-4, 262, *Sr.)**

- In his first season as a full-time starter
- Pulled down a career-high five catches in the opener vs. Tennessee

LT**78****ROB CRISP (6-7, 312, Jr)**

- Missed five games with a lower back injury, he was back in the lineup at Maryland and UNC

LG**79****R.J. MATTES (6-6, 306, *Sr)**

- Starting at the fourth position of his career this season, he is the only player in the country to start four positions on the OL (all but center)
- One of the most experienced players in the ACC with 37 career starts, that mark ranks second on the team.

C**53****CAMDEN WENTZ (6-3, 301, Sr.)**

- On the preseason 'watch' list for the Rimington Trophy
- Starting center in 34 straight games

RG**62****DURAN CHRISTOPHE (6-6, 302, *Jr.)**


- Full-time starter last season, he has moved back into the rotation in the last three games.
- Married with a young daughter, he and his wife Lisette help run a restaurant in Raleigh

RT**74****TYSON CHANDLER (6-6, 340, *So.)**

- Backup at right tackle in the opener, then started the next three games at left tackle. Moved back to RT for the Miami game and has started the last four contests at that position.

QB**15****MANNY STOCKER • Fr.**

- Graduated from high school early and enrolled at State in January.
- Has seen action in two contests.

HB**10****SHADRACH THORNTON • Fr.**


- True freshman who rushed for 145 yards in his first game
- Second-leading rusher on team

TE**82****ASA WATSON • *Jr.**

- Has started four games when Pack opened in two tight end set.

WR**80****BRYAN UNDERWOOD • *So.**

- Has caught a TD pass in eight straight games - longest streak in school history.
- Caught winning TD vs. FSU

PK**32****NIKLAS SADE • So.**

- Kicked a career-long 50-yarder vs. FSU.
- Nailed the game-winning field goal in the win at Maryland.
- Started the season 2-5 on FGs, has since gone 5-6.

PROJECTED STARTERS: DEFENSE

OFF THE BENCH**DE**
92**DARRYL CATO-BISHOP (6-4, 281, *Jr.)**

- Called one of the leaders of the defense by his coaches.
- Has tallied 5.5 tackles for loss this season.
- Has started at end and tackle during his career.

DT
69**THOMAS TEAL (6-2, 315, *So.)**

- Consistent force in the middle of the D-Line
- Has tallied seven tackles for loss this season.
- ACC Defensive Lineman of the Week vs. Florida State

DT
75**T.Y. MCGILL (6-1, 290, So.)**

- Started six games this season.
- Tallied eight stops, including two sacks, in just 32 snaps at Maryland.
- Only true freshman to start a game for the Pack in 2011.

DE
55**BRIAN SLAY (6-3, 290, Sr.)**

- Has started at end and tackle - he played all four positions on the defensive front in the win over No. 3 Florida State.
- Has tallied three tackles for loss in 2012.

SLB
5**RODMAN NOEL (6-3, 210, So.)**

- Ranks second on the team with seven tackles for loss.
- Strong side linebacker who has shown great improvement over the course of the season.
- Brothers: Jim plays football at BC, Nerlens plays hoops at Kentucky

MLB
7**STERLING LUCAS (6-2, 238, *Gr.)**

- Starting middle linebacker, he had 11 tackles in win at Maryland.
- Voted a team captain by his teammates.
- Sat out the 2011 season with a knee injury.

WLB
34**RICKEY DOWDY (6-2, 240, *Jr.)**

- Had played just one career snap before this season, he has started every game at weak side linebacker.
- Has been one of the most consistent players on the defense according to coordinator Mike Archer

FC
1**DAVID AMERSON (6-3, 194, Jr.)**

- Has four INTs in 2012, that mark leads the ACC and 7th nationally.
- Holds the Pack career record with 17.
- Led the nation and set an ACC single-season mark with 13 in 2011.
- First-team Walter Camp AA in 2011 and winner of Tatum Award.

FS
30**BRANDAN BISHOP (6-2, 210, Sr.)**

- Has led team in tackles in the last four games - he had a career-high 14 at UNC.
- Has started 41 games - most on the team.
- Has nine career interceptions.

BC
25**DONTAE JOHNSON (6-3, 190, Jr.)**

- Pairs with Amerson to give Pack tallest CBs in nation
- Played safety and nickle last season
- Called one of the 'most intelligent' players on defense by defensive coordinator Mike Archer.

BS
27**EARL WOLFF (6-0, 201, *Gr.)**

- Called "the heart of the defense" by the head coach
- Leading tackler with 581 for the season, he has 336 for his career.
- Leads team with 46 career games played

CB
20**C.J. WILSON • *Gr.**

- Two-year starter prior to 2012, he missed first four games due to NCAA suspension

CB
11**JUSTON BURRIS • *Fr.**


- Started first career game and picked off first career pass vs. No. 3 Florida State

DE
95**ART NORMAN • *So.**

- Has tallied 23 quarterback pressures this season, 53 for his career.
- Small and speedy DE, he started the FSU game.

SLB
39**BRANDON PITTMAN • So.**

- Backup strong side linebacker
- Started the first two games of the season.

P
36**WIL BAUMANN • So.**

- Tied career high with nine punts at UConn and against at UNC.
- Ranks eighth in ACC with 40.4 yard average.



ALPHABETICAL ROSTER

No.	Name	Pos.	Ht.	Wt.	Cl.	Exp	Hometown (Last School)
72	Zach Allen	OG	6-3	328	*Sr.	2VL	Tifton, Ga.
1	David Amerson	CB	6-3	194	Jr.	2VL	Greensboro, N.C.
54	Bryan Ball	LB	6-2	241	*Fr.	HS	Raleigh, N.C.
34	Marcellus Ballard	WR	5-10	160	*Fr.	HS	Wilson, N.C.
9	Brandon Barnes	HB	6-0	209	*Sr.	SQ	Bunn, N.C.
71	Alex Barr	OT	6-7	332	*Fr.	RS	Fayetteville, Ga.
36	Wil Baumann	P	6-4	185	So.	1VL	Wilmington, N.C.
38	Taylor Beamon	WR	5-8	188	*So.	SQ	Charlotte, N.C.
30	Brandan Bishop	S	6-2	205	Sr.	3VL	Boca Raton, Fla.
89	Benson Browne	TE	6-5	246	*Fr.	RS	Cincinnati, Ohio
65	Joey Buccola	OL	6-2	275	*So.	HS	Raleigh, N.C.
6	Tim Buckley	S	6-0	202	*Fr.	TR	Raleigh, N.C.
68	Evan Bumgarner	OL	6-4	340	*Fr.	SQ	Lenoir, N.C.
76	Deylan Buntyn	DT	6-4	330	Jr.	JC	Havelock, N.C.
11	Juston Burris	DB	6-1	193	*Fr.	RS	Raleigh, N.C.
58	Brandon Byars	OL	6-2	255	*Jr.	SQ	Garner, N.C.
14	Jarvis Byrd	CB	5-11	186	*Jr.	SQ	Pahokee, Fla.
48	Robert Caldwell	LB	6-3	235	Jr.	JC	Twentynine Palms, Cal.
87	Mario Carter	TE	6-4	262	*Sr.	1VL	Pittsburgh, Pa.
92	Darryl Cato-Bishop	DE	6-4	278	*Jr.	1VL	Groton, Mass.
74	Tyson Chandler	OT	6-6	340	*So.	1VL	N. Plainfield, N.J.
43	Ryan Cheek	LB	6-1	231	*Jr.	1VL	Lancaster, Ohio
62	Duran Christophe	OG	6-6	302	*Jr.	1VL	New Orleans, La.
21	Niles Clark	DB	5-10	173	Fr.	HS	Marietta, Ga.
93	Rogers Clark	DE	6-1	235	Fr.	HS	Woodberry Forest, Va.
3	Marchez Coates	DB	5-11	172	Fr.	HS	Pomfret, Md.
12	William Cooper	QB	6-0	200	Fr.	HS	Raleigh, N.C.
96	Sylvester Crawford	DE	6-4	240	*Jr.	SQ	Charlotte, N.C.
26	Tony Creecy	HB	6-0	210	*So.	1VL	Durham, N.C.
78	Rob Crisp	OT	6-7	312	Jr.	1VL	Raleigh, N.C.
46	Drew Davis	LB	6-3	230	Fr.	HS	Raleigh, N.C.
43	Dominic Deshaies	WR	5-9	186	*So.	HS	Raleigh, N.C.
34	Rickey Dowdy	LB	6-2	240	*Jr.	SQ	High Point, N.C.
65	A.J. Ferguson	DT	6-3	281	Jr.	SQ	Southport, N.C.
35	Jonathan Fisher	RB	5-11	195	*Sr.	SQ	Beaufort, N.C.
13	Hakeem Flowers	WR	6-3	182	*Fr.	RS	Simpsonville, S.C.
50	Cameron Fordham	OL	6-3	286	*So.	SQ	Duluth, Ga.
98	McKay Frandsen	DE	6-3	255	Sr.	1VL	American Fork, Utah
49	Zach Gentry	LB	6-0	227	*Jr.	SQ	Raleigh, N.C.
8	Mike Glennon	QB	6-6	232	*Gr.	1VL	Centreville, Va.
60	Eddie Gordon	OL	6-2	305	Fr.	HS	Boiling Springs, N.C.
70	Carlos Gray	DT	6-4	321	*Fr.	RS	Pinson, Ala.
31	D.J. Green	LB	6-4	220	Jr.	2VL	Macon, Ga.
86	David Grinnage	TE	6-5	230	Fr.	HS	Newark, Del.
41	Milton Hall	RB	5-9	191	*So.	SQ	Burlington, N.C.
84	Charlie Hegedus	WR	6-2	195	Fr.	HS	Marietta, Ga.
91	K'Hadree Hooker	DT	6-2	285	Fr.	HS	Kinston, N.C.
25	Dontae Johnson	CB	6-3	196	Jr.	2VL	Pennington, N.J.
73	Andy Jomantas	OG	6-7	289	*So.	SQ	Dayton, Ohio
38	Hakim Jones	S	6-2	190	*Fr.	RS	Henderson, N.C.
22	J.J. Jones	DB	6-4	205	Fr.	HS	Lithonia, Ga.
58	Jacob Kahut	DT	6-4	266	Sr.	SQ	Wake Forest, N.C.
No.	Name	Pos.	Ht.	Wt.	Cl.	Exp	Hometown (Last School)
56	Bryce Kennedy	C	6-3	293	Fr.	HS	Southern Pines, N.C.

11	Garrett Leatham	QB	6-4	208	*Fr.	SQ	Apex, N.C.
45	Jake Lenox	TE	6-3	220	*Fr.	HS	Raleigh, N.C.
7	Sterling Lucas	LB	6-2	231	*Gr.	RS	Orangeburg, S.C.
94	Dave Mann	DE	6-3	249	*Fr.	RS	Fairburn, Ga.
79	R.J. Mattes	OT	6-6	313	*Sr.	3VL	Concord, N.C.
75	T.Y. McGill	DT	6-1	298	So	1VL	Jesup, Ga.
67	Quincy McKinney	OL	6-4	304	Fr.	HS	Columbus, Ga.
16	Jordan Monk	DB	6-0	184	*Sr.	SQ	Providence, R.I.
19	Maurice Morgan	WR	6-2	225	*Fr.	RS	LaGrange, N.C.
5	Rodman Noel	LB	6-3	210	So.	1VL	Everett, Mass.
95	Art Norman	DE	6-1	242	*So.	1VL	Stone Mountain, Ga.
4	Tobais Palmer	WR	5-11	175	*Sr.	1VL	Pittsboro, N.C.
32	Lee Pattillo	LB	6-0	200	Fr.	HS	Bryson City, N.C.
88	Quintin Payton	WR	6-4	210	*Jr.	1VL	Anderson, S.C.
45	Michael Peek	LB	6-2	222	So.	1VL	Grayson, Ga.
39	Brandon Pittman	LB	6-3	216	So.	SQ	Raleigh, N.C.
55	Joe Prater	LS	6-0	220	*Sr.	SQ	Garner, N.C.
47	Tyler Purvis	FB	6-3	230	*So.	SQ	Reinholds, Pa.
35	Ernie Robinson	LB	6-3	215	Fr.	HS	Laurinburg, N.C.
90	Mike Rose	DE	6-4	232	*Fr.	RS	Fountain Inn, S.C.
32	Niklas Sade	PK	6-3	200	So.	1VL	Wake Forest, N.C.
42	M.J. Salahuddin	LB	6-2	192	Fr.	HS	Fayetteville, N.C.
28	Josh Sessoms	DB	6-3	185	Fr.	HS	Kinston, N.C.
31	Matthew Shaefer	PK	6-0	187	*Sr.	HS	Cary, N.C.
55	Brian Slay	DE/DT	6-3	274	Sr.	2VL	Ashburn, Va.
2	Rashard Smith	WR	5-11	176	*Jr.	1VL	Dublin, Ga.
24	Josh Stanley	DB	6-0	190	*Fr.	SQ	Raleigh, N.C.
47	William Stephenson	P	6-3	170	Fr.	HS	Raleigh, N.C.
15	Manny Stocker	QB	6-3	200	Fr.	HS	Coatesville, Pa.
66	Isaac Swindell	DE	6-4	280	*Jr.	SQ	High Point, N.C.
83	Anthony Talbert	TE	6-4	254	*Jr.	1VL	Cincinnati, Ohio
44	Jacob Tart	DB	6-1	187	Fr.	Fr.	Apex, N.C.
69	Thomas Teal	DT	6-2	315	*So.	SQ	Bennettsville, S.C.
57	Scott Thompson	LS	6-0	220	So.	1VL	Rancho St. Margarita, Cal
10	Shadrach Thornton	RB	6-1	200	Fr.	HS	Hinesville, Ga.
54	Joe Thuney	C	6-5	265	*Fr.	RS	Centerville, Ohio
59	John Tu'uta	OL	6-2	325	Fr.	HS	Fredericksburg, Va.
29	Charlie Twitty	WR	5-9	180	Fr.	HS	Raleigh, N.C.
80	Bryan Underwood	WR	5-11	174	*So.	1VL	University Heights, Ohio
64	Andrew Wallace	OG	6-5	293	*Sr.	2VL	Charlotte, N.C.
24	James Washington	HB	6-0	195	Sr.	2VL	Orlando, Fla.
82	Asa Watson	TE	6-4	235	*Jr.	1VL	Rock Hill, S.C.
53	Camden Wentz	C	6-3	301	Sr.	2VL	Marietta, Ga.
97	Forrest West	DE	6-1	270	*Jr.	TR	Canton, Conn.
9	Kenderius Whitehead	DE	6-4	220	Fr.	HS	Litonia, Ga.
20	C.J. Wilson	CB	5-11	187	*Gr.	3VL	Lincolnton, N.C.
44	Logan Winkles	FB	6-1	252	*So.	1VL	Thomaston, Ga.
27	Earl Wolff	S	6-0	207	*Gr.	3VL	Raeford, N.C.
99	Joe Wright	DE	6-7	235	Fr.	HS	Greenville, N.C.

* - Indicates red-shirted one season



NUMERICAL ROSTER

No.	Name	Pos.	Ht.	Wt.	Cl.	Exp	Hometown
1	David Amerson	CB	6-3	194	Jr.	2VL	Greensboro, N.C.
2	Rashard Smith	WR	5-11	176	*Jr.	1VL	Dublin, Ga.
3	Marchez Coates	DB	5-11	172	Fr.	HS	Pomfret, Md.
4	Tobais Palmer	WR	5-11	175	*Sr.	1VL	Pittsboro, N.C.
5	Rodman Noel	LB	6-3	210	So.	1VL	Everett, Mass.
6	Tim Buckley	S	6-0	202	*Fr.	TR	Raleigh, N.C.)
7	Sterling Lucas	LB	6-2	231	*Gr.	RS	Orangeburg, S.C.
8	Mike Glennon	QB	6-6	232	*Gr.	1VL	Centreville, Va.
9	Brandon Barnes	HB	6-0	209	*Sr.	SQ	Bunn, N.C.
9	Kenderius Whitehead	DE	6-4	220	Fr.	HS	Litonia, Ga.
10	Shadrach Thornton	RB	6-1	200	Fr.	HS	Hinesville, Ga.
11	Justin Burris	DB	6-1	193	*Fr.	RS	Raleigh, N.C.
11	Garrett Leatham	QB	6-4	208	*Fr.	SQ	Apex, N.C.
12	William Cooper	QB	6-0	200	Fr.	HS	Raleigh, N.C.
13	Hakeem Flowers	WR	6-3	182	*Fr.	RS	Simpsonville, S.C.
14	Jarvis Byrd	CB	5-11	186	*Jr.	SQ	Pahokee, Fla.
15	Manny Stocker	QB	6-3	200	Fr.	HS	Coatesville, Pa.
16	Jordan Monk	DB	6-0	184	*Sr.	SQ	Providence, R.I.
19	Maurice Morgan	WR	6-2	225	*Fr.	RS	LaGrange, N.C.
20	C.J. Wilson	CB	5-11	187	*Gr.	3VL	Lincolnton, N.C.
21	Niles Clark	DB	5-10	173	Fr.	HS	Marietta, Ga.
22	J.J. Jones	DB	6-4	205	Fr.	HS	Lithonia, Ga.
24	James Washington	HB	6-0	195	Sr.	2VL	Orlando, Fla.
24	Josh Stanley	DB	6-0	190	*Fr.	SQ	Raleigh, N.C.
25	Dontae Johnson	CB	6-3	196	Jr.	2VL	Pennington, N.J.
26	Tony Creecy	HB	6-0	210	*So.	1VL	Durham, N.C.
27	Earl Wolff	S	6-0	207	*Gr.	3VL	Raeford, N.C.
28	Josh Sessoms	DB	6-3	185	Fr.	HS	Wilson, N.C.
29	Charlie Twitty	WR	5-9	180	Fr.	HS	Raleigh, N.C.
30	Brandan Bishop	S	6-2	205	Sr.	3VL	Boca Raton, Fla.
31	D.J. Green	LB	6-4	220	Jr.	2VL	Macon, Ga.
31	Matthew Shaefer	PK	6-0	187	*Sr.	HS	Cary, N.C.
32	Niklas Sade	PK	6-3	200	So.	1VL	Wake Forest, N.C.
32	Lee Pattillo	LB	6-0	200	Fr.	HS	Bryson City, N.C.
34	Rickey Dowdy	LB	6-2	240	*Jr.	SQ	High Point, N.C.
34	Marcellus Ballard	WR	5-10	160	*Fr.	HS	Wilson, N.C.
35	Ernie Robinson	LB	6-3	215	Fr.	HS	Laurinburg, N.C.
35	Jonathan Fisher	RB	5-11	195	*Sr.	SQ	Beaufort, N.C.
36	Wil Baumann	P	6-4	185	So.	1VL	Wilmington, N.C.
38	Hakim Jones	S	6-2	190	*Fr.	RS	Henderson, N.C.
38	Taylor Beamon	WR	5-8	188	*So.	SQ	Charlotte, N.C.
39	Brandon Pittman	LB	6-3	216	So.	SQ	Raleigh, N.C.
41	Milton Hall	RB	5-9	191	*So.	SQ	Burlington, N.C.
42	M.J. Salahuddin	LB	6-2	192	Fr.	HS	Fayetteville, N.C.
43	Ryan Cheek	LB	6-1	231	*Jr.	1VL	Lancaster, Ohio
44	Logan Winkles	FB	6-1	252	*So.	1VL	Thomaston, Ga.
44	Jacob Tart	DB	6-1	187	Fr.	Fr.	Apex, N.C.
45	Michael Peek	LB	6-2	222	So.	1VL	Grayson, Ga.
45	Jake Lenox	TE	6-3	220	*Fr.	HS	Raleigh, N.C.
46	Drew Davis	LB	6-3	230	Fr.	HS	Raleigh, N.C.
47	Tyler Purvis	FB	6-3	230	*So.	SQ	Reinholds, Pa.
47	William Stephenson	P	6-3	170	Fr.	HS	Raleigh, N.C.
48	Robert Caldwell	LB	6-3	235	*Jr.	JC	Twentynine Palms, Cal.
49	Zach Gentry	LB	6-0	227	*Jr.	SQ	Raleigh, N.C.
50	Cameron Fordham	OL	6-3	286	*So.	SQ	Duluth, Ga.
51	Dominic Deshaies	WR	5-9	186	*So.	HS	Raleigh, N.C.
53	Camden Wentz	C	6-3	301	Sr.	2VL	Marietta, Ga.
54	Joe Thuney	C	6-5	265	*Fr.	RS	Centerville, Ohio
54	Bryan Ball	LB	6-2	241	*Fr.	HS	Raleigh, N.C.
55	Brian Slay	DE/DT	6-3	274	Sr.	2VL	Ashburn, Va.
55	Joe Prater	LS	6-0	220	*Sr.	SQ	Garner, N.C.
56	Bryce Kennedy	C	6-3	293	Fr.	HS	Southern Pines, N.C.
57	Scott Thompson	LS	6-0	220	So.	1VL	Rancho St. Margarita, Cal
58	Jacob Kahut	DT	6-4	266	Sr.	SQ	Wake Forest, N.C.
58	Brandon Byars	OL	6-2	255	*Jr.	SQ	Garner, N.C.
59	John Tu'uta	OL	6-2	325	Fr.	HS	Fredericksburg, Va.
60	Eddie Gordon	OL	6-2	305	Fr.	HS	Boiling Springs, S.C.
62	Duran Christophe	OG	6-6	302	*Jr.	1VL	New Orleans, La.
64	Andrew Wallace	OG	6-5	293	*Sr.	2VL	Charlotte, N.C.
65	A.J. Ferguson	DT	6-3	281	Jr.	SQ	Southport, N.C.
65	Joey Buccola	OL	6-2	275	*So.	HS	Raleigh, N.C.
66	Isaac Swindell	DE	6-4	280	*Jr.	SQ	High Point, N.C.
67	Quincy McKinney	OL	6-4	304	Fr.	HS	Columbus, Ga.
68	Evan Bumgarner	OL	6-4	340	*Fr.	SQ	Lenoir, N.C.
69	Thomas Teal	DT	6-2	315	*So.	SQ	Bennettsville, S.C.
70	Carlos Gray	DT	6-4	321	*Fr.	RS	Pinson, Ala.
71	Alex Barr	OT	6-7	332	*Fr.	RS	Fayetteville, Ga.
72	Zach Allen	OG	6-3	328	*Sr.	2VL	Tifton, Ga.
73	Andy Jomantas	OG	6-7	289	*So.	SQ	Dayton, Ohio
74	Tyson Chandler	OT	6-6	340	*So.	1VL	N. Plainfield, N.J.
75	T.Y. McGill	DT	6-1	298	So	1VL	Jesup, Ga.
76	Deylan Buntyn	DT	6-4	330	Jr.	JC	Havelock, N.C.
78	Rob Crisp	OT	6-7	312	Jr.	1VL	Raleigh, N.C.
79	R.J. Mattes	OT	6-6	313	*Sr.	3VL	Concord, N.C.
80	Bryan Underwood	WR	5-11	174	*So.	1VL	University Heights, Ohio
82	Asa Watson	TE	6-4	235	*Jr.	1VL	Rock Hill, S.C.
83	Anthony Talbert	TE	6-4	254	*Jr.	1VL	Cincinnati, Ohio
84	Charlie Hegedus	WR	6-2	195	Fr.	HS	Marietta, Ga.
86	David Grinnage	TE	6-5	230	Fr.	HS	Newark, Del.
87	Mario Carter	TE	6-4	262	*Sr.	1VL	Pittsburgh, Pa.
88	Quintin Payton	WR	6-4	210	*Jr.	1VL	Anderson, S.C.
89	Benson Browne	TE	6-5	246	*Fr.	RS	Cincinnati, Ohio
90	Mike Rose	DE	6-4	232	*Fr.	RS	Fountain Inn, S.C.
91	K'Hadree Hooker	DT	6-2	285	Fr.	HS	Kinston, N.C.
92	Darryl Cato-Bishop	DE	6-4	278	*Jr.	1VL	Groton, Mass.
93	Rogers Clark	DE	6-1	235	Fr.	HS	Woodberry Forest, Va.
94	Dave Mann	DE	6-3	249	*Fr.	RS	Fairburn, Ga.
95	Art Norman	DE	6-1	242	*So.	1VL	Stone Mountain, Ga.
96	Sylvester Crawford	DE	6-4	240	*Jr.	SQ	Charlotte, N.C.
97	Forrest West	DE	6-1	270	*Jr.	TR	Canton, Conn.
98	McKay Frandsen	DE	6-3	255	Sr.	1VL	American Fork, Utah
99	Joe Wright	DE	6-7	235	Fr.	HS	Greenville, N.C.

* - Indicates red-shirted one season



SCHEDULE/RESULTS

Date	St	W-L	Score	Opponent	Att/Time	TV	Rusher (Att-Yds-TD)	Passer (C-A-Yds-TD-I)	Receiver (Rec-Yds-TD)	Tackler (Tkl)
8/31	N	L	21-35	Tennessee	55,529	ESPNU	Greene (11-53-0)	Glennon (27-46-288-1-4)	Carter (5-46-0)	Wolff (18)
9/8	A	W	10-7	Connecticut	34,202	ESPN3	Greene (17-48-0)	Glennon (15-30-1-0)	Palmer (5-46-0)	Lucas (8)
9/15	H	W	31-7	South Alabama	54,132	ESPN3	Creecy (15-68-1)	Glennon (24-34-3-0)	Payton (5-61-1)	Pittman (7)
9/22	H	W	52-14	The Citadel	55,145	ESPN3	Thornton (21-145-2)	Glennon (19-24-1-0)	Payton (5-100-0)	Bishop (10)
9/29	A	L	37-44	Miami	38,510	ESPN2	Creecy (19-120-1)	Glennon (24-42-4-2)	Palmer (5-94-0)	Bishop/Wolff (10)
10/6	H	W	17-16	3/4 Florida State	54,962	ESPN2	Creecy (14-34-0)	Glennon (30-55-2-1)	Creecy (7-38-0)	Bishop (10)
10/20	A	W	20-18	Maryland	40,217	ESPNU	Creecy (17-35-0)	Glennon (23-47-2-0)	Underwood (6-134-1)	Wolff (17)
10/27	A	L	35-43	North Carolina	62,000	ACCN	Creecy (14-66-0)	Glennon (29-52-5-2)	Underwood (6-118-2)	Bishop (14)
11/3	H			Virginia	12:30 p.m.	ACCN				
11/10	H			Wake Forest	TBA					
11/17	A			Clemson	TBA					
11/24	H			Boston College	TBA					

TEAM STATISTICS

TEAM STATISTICS	ST	OPP
SCORING	223	184
Points Per Game	27.9	23.0
FIRST DOWNS	175	148
Rushing	69	53
Passing	98	80
Penalty	8	15
RUSHING YARDAGE	979	1104
Yards gained rushing	1227	1361
Yards lost rushing	248	257
Rushing Attempts	297	295
Average Per Rush	3.3	3.7
Average Per Game	122.4	138.0
TDs Rushing	9	11
PASSING YARDAGE	2455	2225
Comp-Att-Int	191-333-9	160-264-10
Average Per Pass	7.4	8.4
Average Per Catch	12.9	13.9
Average Per Game	306.9	278.1
TDs Passing	19	10
TOTAL OFFENSE	3434	3329
Total Plays	630	559
Average Per Play	5.5	6.0
Average Per Game	429.2	416.1
KICK RETURNS: #-Yards	29-570	19-351
PUNT RETURNS: #-Yards	19-147	11-106
INT RETURNS: #-Yards	10-54	9-57
KICK RETURN AVERAGE	19.7	18.5
PUNT RETURN AVERAGE	7.7	9.6
INT RETURN AVERAGE	5.4	6.3
FUMBLES-LOST	19-9	8-6
PENALTIES-Yards	59-453	43-334
Average Per Game	56.6	41.8
PUNTS-Yards	49-1937	56-2190
Average Per Punt	39.5	39.1
Net punt average	36.1	35.4
KICKOFFS-Yards	45-2876	39-2367
Average Per Kick	63.9	60.7
Net kick average	47.1	40.3
TIME OF POSSESSION/Game	31:13	28:47
3RD-DOWN Conversions	54/136	32/116
3rd-Down Pct	40%	28%
4TH-DOWN Conversions	8/14	1/8
4th-Down Pct	57%	12%
SACKS BY-Yards	24-155	24-160
TOUCHDOWNS SCORED	29	22
FIELD GOALS-ATTEMPTS	7-11	9-14
RED-ZONE SCORES	(22-26) 85%	(19-25) 76%
RED-ZONE TOUCHDOWNS	(17-26) 65%	(13-25) 52%
PAT-ATTEMPTS	(28-29) 97%	(17-19) 89%

INDIVIDUAL STATISTICS

RUSHING	GP	Att	Gain	Loss	Net	Avg	TD	Long	Avg/G
Creecy, T.	7	95	406	21	385	4.1	3	43	55.0
Thornton, S.	5	59	300	2	298	5.1	2	27	59.6
Greene, M.	2	28	104	3	101	3.6	0	13	50.5
Barnes, B.	4	28	117	16	101	3.6	1	15	25.2
Washington, J.	4	27	86	9	77	2.9	1	14	19.2
Palmer, T.	8	6	70	6	64	10.7	0	34	8.0
Hall, M.	1	5	40	0	40	8.0	0	14	40.0
Fisher, J.	1	4	38	0	38	9.5	0	16	38.0
Stocker, M.	2	3	0	12	-12	-4.0	0	0	-6.0
TEAM	8	5	0	19	-19	-3.8	0	0	-3.2
Glennon, M.	8	37	66	160	-94	-2.5	2	14	-11.8
Total.....	8	297	1227	248	979	3.3	9	43	122.4
Opponents.....	8	295	1361	257	1104	3.7	11	67	138.0

PASSING	G	Effic	Cmp-Att-Int	Pct	Yds	TD	Lng	Avg/G
Glennon, M.	8	133.92	191-330-9	57.9	2455	19	83	306.9
Stocker, M.	2	0.00	0-1-0	0.0	0	0	0	0.0
TEAM	8	0.00	0-2-0	0.0	0	0	0	0.0
Total.....	8	132.71	191-333-9	57.4	2455	19	83	306.9
Opponents.....	8	136.33	160-264-10	60.6	2225	10	76	278.1

RECEIVING	G	No.	Yds	Avg	TD	Long	Avg/G
Payton, Q.	8	34	603	17.7	1	73	75.4
Underwood, B.	8	28	460	16.4	10	68	57.5
Palmer, T.	8	25	333	13.3	1	83	41.6
Creecy, T.	7	22	109	5.0	1	15	15.6
Carter, M.	8	18	164	9.1	0	20	20.5
Watson, A.	8	16	182	11.4	0	28	22.8
Thornton, S.	5	11	106	9.6	1	24	21.2
Smith, R.	8	10	201	20.1	3	60	25.1
Washington, J.	4	8	58	7.2	0	18	14.5
Hegedus, C.	8	6	70	11.7	1	32	8.8
Barnes, B.	4	6	60	10.0	0	21	15.0
Winkles, L.	8	4	60	15.0	1	25	7.5
Greene, M.	2	2	30	15.0	0	21	15.0
Talbert, A.	8	1	19	19.0	0	19	2.4
Total.....	8	191	2455	12.9	19	83	306.9
Opponents.....	8	160	2225	13.9	10	76	278.1

PUNT RETURNS	No.	Yds	Avg	TD	Long
Smith, R.	19	147	7.7	1	73
Total.....	19	147	7.7	1	73
Opponents.....	11	106	9.6	1	74

KICK RETURNS	No.	Yds	Avg	TD	Long
Palmer, T.	27	541	20.0	0	50
Wilson, C.	1	22	22.0	0	22
Barnes, B.	1	7	7.0	0	7
Total.....	29	570	19.7	0	50
Opponents.....	19	351	18.5	0	35

SCORE BY QUARTERS	1st	2nd	3rd	4th	Total
NC State	63	76	34	50	223
Opponents	83	13	36	52	184



INTERCEPTIONS	No.	Yds	Avg	TD	Long
Amerson, D.	4	27	6.8	0	27
Bishop, B.	1	0	0.0	0	0
Burris, J.	1	11	11.0	0	11
Jones, H.	1	0	0.0	0	0
Lucas, S.	1	0	0.0	0	0
Wilson, C.J.	1	0	0.0	0	0
Wolff, E.	1	16	16.0	0	16
Total.....	10	54	5.4	0	27
Opponents.....	9	57	6.3	0	18

FUMBLE RETURNS	No.	Yds	Avg	TD	Long
Wilson, C.J.	1	14	14.0	0	14
Total.....	1	14	14.0	0	14
Opponents.....	3	42	14.0	0	26

SCORING	TD	(R-P-Ret)	2 point conv.			PAT	DXP	SAF	FG-FGA	Pts
			Rcv	Rsh	Pass					
Underwood, B.	10	(0-10-0)	-	-	-	-	-	-	-	60
Sade, N.	0	(0-0-0)	-	-	-	28-29	-	-	7-11	49
Creecy, T.	4	(3-1-0)	-	-	-	-	-	-	-	24
Smith, R.	4	(0-3-1)	-	-	-	-	-	-	-	24
Thornton, S.	3	(2-1-0)	-	-	-	-	-	-	-	18
Glennon, M.	2	(2-0-0)	-	-	-	-	-	-	-	12
Barnes, B.	1	(1-0-0)	-	-	-	-	-	-	-	6
Hegedus, C.	1	(0-1-0)	-	-	-	-	-	-	-	6
Palmer, T.	1	(0-1-0)	-	-	-	-	-	-	-	6
Payton, Q.	1	(0-1-0)	-	-	-	-	-	-	-	6
Washington, J.	1	(1-0-0)	-	-	-	-	-	-	-	6
Winkles, L.	1	(0-1-0)	-	-	-	-	-	-	-	6
Totals....	29	(9-19-1)	-	-	-	28-29	-	-	7-11	223
Opponents.....	22	(11-10-1)	2	-	2-3	17-19	-	2	9-14	184

TOTAL OFFENSE	G	Plays	Rush	Pass	Total	Avg/G
Glennon, M.	8	367	-94	2455	2361	295.1
Creecy, T.	7	95	385	0	385	55.0
Thornton, S.	5	59	298	0	298	59.6
Barnes, B.	4	28	101	0	101	25.2
Greene, M.	2	28	101	0	101	50.5
Washington, J.	4	27	77	0	77	19.2
Palmer, T.	8	6	64	0	64	8.0
Hall, M.	1	5	40	0	40	40.0
Fisher, J.	1	4	38	0	38	38.0
Stocker, M.	2	4	-12	0	-12	-6.0
TEAM	8	7	-19	0	-19	-3.2
Total.....	8	630	979	2455	3434	429.2
Opponents.....	8	559	1104	2225	3329	416.1

FIELD GOALS	FGM-FGA	Pct	01-19	20-29	30-39	40-49	50-99	Lg	Blk
Sade, N.	7-11	.636	0-0	4-4	0-3	2-3	1-1	50	0
Total.....	7-11	.636	0-0	4-4	0-3	2-3	1-1	50	0
Opponents.....	9-14	.643	0-1	2-2	4-5	3-6	0-0	49	0

PUNTING	No.	Yds	Avg	Long	TB	FC	I20	50+	Blkd
Baumann, W.	48	1940	40.4	60	3	26	11	4	1
TEAM	1	-3	-3.0	0	0	0	0	0	0
Total.....	49	1937	39.5	60	3	26	11	4	1
Opponents.....	56	2190	39.1	60	3	18	20	5	1

KICKOFFS	No.	Yds	Avg	TB	OB	Ret	Net	Yd Ln
Sade, N.	43	2746	63.9	26	0			
Baumann, W.	2	130	65.0	0	0			
Total.....	45	2876	63.9	26	0	18.5	41.7	23
Opponents.....	39	2367	60.7	9	1	19.7	40.3	24

ALL PURPOSE LDERS	G	Rush	Rec	PR	KOR	IR	Tot	Avg/G
Palmer, T.	8	64	333	0	541	0	938	117.2
Payton, Q.	8	0	603	0	0	0	603	75.4
Creecy, T.	7	385	109	0	0	0	494	70.6
Underwood, B.	8	0	460	0	0	0	460	57.5
Thornton, S.	5	298	106	0	0	0	404	80.8
Smith, R.	8	0	201	147	0	0	348	43.5
Watson, A.	8	0	182	0	0	0	182	22.8
Barnes, B.	4	101	60	0	7	0	168	42.0
Carter, M.	8	0	164	0	0	0	164	20.5
Washington, J.	4	77	58	0	0	0	135	33.8
Greene, M.	2	101	30	0	0	0	131	65.5
Hegedus, C.	8	0	70	0	0	0	70	8.8
Winkles, L.	8	0	60	0	0	0	60	7.5
Hall, M.	1	40	0	0	0	0	40	40.0
Fisher, J.	1	38	0	0	0	0	38	38.0
Amerson, D.	8	0	0	0	0	27	27	3.4
Wilson, C.	4	0	0	0	22	0	22	5.5
Talbert, A.	8	0	19	0	0	0	19	2.4
Wolff, E.	8	0	0	0	0	16	16	2.0
Burris, J.	8	0	0	0	0	11	11	1.4
Stocker, M.	2	-12	0	0	0	0	-12	-6.0
TEAM	8	-19	0	0	0	0	-19	-3.2
Glennon, M.	8	-94	0	0	0	0	-94	-11.8
Total.....	8	979	2455	147	570	54	4205	525.6
Opponents.....	8	1104	2225	106	351	57	3843	480.4

MISCELLANEOUS STATISTICS

	Yards on First Down						Totals
	1st	2nd	3rd	4th	OT		
NC State	67-432	66-301	64-402	77-346	----	----	274-1481 (5.4)
Opponents	72-621	60-201	57-359	63-396	----	----	252-1577 (6.3)

	Third Down Conversions						Totals
	1st	2nd	3rd	4th	OT		
NC State	12-31 (.387)	17-34 (.500)	14-31 (.452)	11-40 (.275)	----	----	54-136 (.397)
Opponents	6-25 (.240)	5-34 (.147)	10-24 (.417)	11-33 (.333)	----	----	32-116 (.276)

	Fourth Down Conversions						Totals
	1st	2nd	3rd	4th	OT		
NC State	1-2 (.500)	1-1 (1.000)	1-1 (1.000)	5-10 (.500)	----	----	8-14 (.571)
Opponents	0-0	1-3 (.333)	0-1 (.000)	0-4 (.000)	----	----	1-8 (.125)

	Time of Possession					Total (Average)
	1st	2nd	3rd	4th		
NC State	56:44	59:15	64:42	69:01	----	249:42 (31:13)
Opponents	63:16	60:45	55:22	50:59	----	230:18 (28:47)

	Average Field Position					Totals
	1st	2nd	3rd	4th		
NC State	28	29	30	27	----	28
Opponents	26	32	28	33	----	30

	Scoring in the Red Zone						DOWNS	TIME EXPIRED
	Poss	TD	FG	TO	MFG			
NC State	26	17	5	2	2	----	0	
Opponents	25	13	6	3	2	----	1	

	First & Goal						DOWNS	TIME EXPIRED
	Poss	TD	FG	TO	MFG			
NC State	16	12	3	1	0	----	0	
Opponents	16	9	3	3	1	----	0	



DEFENSIVE STATISTICS

SPECIAL TEAMS TACKLES/KNOCKDOWNS

(Includes Special Teams Tackles)

Name	GP-GS	Ht	Ast	Tot	TFL	Sk	QP	CF/RF	PBU	INT
Wolff, S	8-8	52	29	81	2-3	-	-	1/1	2	1-16
Bishop, B.	8-8	59	15	74	3-7	-	-	2/0	2	1-0
Dowdy, R.	8-8	40	26	66	9.5-20	2.5-9	7	0/2	-	-
Lucas, S.	8-8	31	22	53	4-15	2-10	4	0/1	-	1-0
Johnson, D.	8-8	36	9	45	3-18	1-15	1	-	1	-
Amerson, D.	8-8	27	7	34	-	-	-	-	3	4-27
Noel, R.	8-4	21	11	32	7-23	1-6	-	-	1	-
McGill, T.Y.	8-6	17	10	27	7-41	3-27	5	-	-	-
Pittman, B.	8-2	18	9	27	3-8	2-7	3	1/0	1	-
Teal, T.	8-7	25	0	25	7-24	2-9	8	-	-	-
Burris, J.	8-2	21	4	25	-	-	-	-	5	1-11
Cato-Bishop, D.	8-8	15	8	23	5.5-38	3.5-33	14	1/0	1	-
Norman, A.	8-2	14	6	20	4-17	2-15	23	-	-	-
Slay, B.	8-8	15	3	18	3-12	3-12	13	0/1	1	-
Jones, H.	8-0	5	3	8	-	-	-	-	1	1-0
Ferguson, A.J.	6-0	4	2	6	1-5	1-5	-	-	-	-
Palmer, T.	8-8	5	1	6	-	-	-	-	-	-
Gray, C.	6-1	4	1	5	-	-	1	-	-	-
Rose, M.	8-0	3	2	5	1-7	-	1	-	-	-
Frandsen, M.	8-0	3	2	5	1-1	-	3	-	-	-
Gentry, Z.	8-0	3	2	5	-	-	-	-	-	-
West, F.	6-0	2	2	4	1-7	1-7	7	-	-	-
Wilson, C.J.	4-0	4	0	4	-	-	-	1/1	1	1-0
Cheek, R.	7-0	3	0	3	-	-	-	-	-	-
Salahuddin, M.J.	7-0	1	2	3	-	-	-	-	-	-
Winkles, L.	8-3	1	1	2	-	-	-	-	-	-
Caldwell, R.	8-0	1	1	2	-	-	-	-	-	-
Stanley, J.	8-0	2	0	2	-	-	-	-	-	-
Thompson, S.	8-0	1	0	1	-	-	-	-	-	-
Buntyn, D.	2-0	-	-	-	-	-	-	-	-	-
Byrd, J.	4-0	-	-	-	-	-	-	-	-	-
Crawford, S.	3-0	-	-	-	-	-	-	-	-	-
Mann, D.	1-0	-	-	-	-	-	-	-	-	-
Monk, J.	7-0	-	-	-	-	-	-	-	-	-

Blocks: Rose (Punt-FSU)

Note: The defensive statistics included in the NC State release are compiled using coaches stats after they review game film each week.

Player	UT	AT	Tot	KD
Pittman, B.	2	4	6	2
Amerson, D.	4	2	6	0
Palmer, T.	5	1	6	1
Burris, J.	3	2	5	0
Gentry, Z.	3	2	5	14
Bishop, B.	1	2	3	0
Salahuddin, M.J.	1	2	3	0
Jones, H.	3	0	3	1
Caldwell, R.	0	2	2	5
Winkles, L.	1	1	2	4

Stanley, J.	2	0	2	2
Johnson, D.	1	0	1	0
Thompson, S.	1	0	1	0
Cato-Bishop, D.	1	0	1	0
Cheek, R.	0	1	1	0
Rose, M.	0	0	0	5
Monk, J.	0	0	0	2
Noel, R.	0	0	0	1
Wolff, E.	0	0	0	1
Payton, Q.	0	0	0	2

IN THE RED ZONE

Offense	No.	Scores
Tennessee	3	3
Connecticut	1	1
SOUTH ALABAMA	4	3
THE CITADEL	8	7
Miami	5	4
FLORIDA STATE	2	2
Maryland	1	1
North Carolina	1	2
VIRGINIA	-	-
WAKE FOREST	-	-
Clemson	-	-
BOSTON COLLEGE	-	-

Defense	No.	Scores
Tennessee	4	3
Connecticut	1	1
SOUTH ALABAMA	1	1
THE CITADEL	1	1
Miami	5	3
FLORIDA STATE	3	4
Maryland	3	4
North Carolina	4	5
VIRGINIA	-	-
WAKE FOREST	-	-
Clemson	-	-
BOSTON COLLEGE	-	-

SPECIAL TEAMS SNAPS

Player, Pos	#	
Cheek, R., LB	44	
Gentry, Z., LB	180	
Burris, J., CB	142	
Amerson, D., CB	133	
Stanley, J., CB	130	
Pittman, B., LB	125	
Johnson, D., CB	109	
Jones, H., S	108	
Winkles, L., FB	104	
Bishop, B., S	97	
Baumann, W., P	92	
Thompson, S., LS	90	
Talbert, A. TE	86	
Caldwell, R., LB	84	
Sade, N., K	83	
Carter, M., TE	82	
Salahuddin, M.J., LB	77	
Palmer, T., WR	71	
Noel, R., LB	67	
Chandler, T., OT	64	
Watson, A., TE	63	
Wolff, E., S	58	
Teal, T., DT	56	
Payton, Q., WR	55	
Rose, M., DE	49	
Smith, R., WR	48	
Cheek, R., LB	44	
Cato-Bishop, D., DE	42	
Dowdy, R., LB	42	
Lucas, S., LB	42	
Brown, B., TE	40	
Mattes, R.J., OG	40	
Morgan, M., WR	40	
McGill, T.Y., DT	39	
Monk, J., CB	38	
Slay, B., DE	36	
Wallace, A., OT	35	
Barr, A., OT	33	
Wilson, C.J., CB	30	
Buckley, T., S	26	
Allen, Z., OG	23	
Jomantas, A., OG	17	
Creecy, T., RB	11	
Gray, C., DT	11	
Byrd, J., CB	10	
Barnes, B., RB	7	
Norman, A., DE	6	
Crisp, R., OT	4	
Frandesen, M., DE	1	
Ferguson, A.J., DT	1	
Hegedus, C., WR	1	

GAME-BY-GAME STARTERS

OFFENSE	Tenn	UConn	S. Ala.	The Citadel	Miami	FSU	MD	UNC	UVA	WFU	CLEM	BC
LT	Crisp	Chandler	Chandler	Chandler	Mattes	Mattes	Crisp	Crisp				
LG	Mattes	Mattes	Mattes	Mattes	Christophe	Christophe	Mattes	Mattes				
C	Wentz	Wentz	Wentz	Wentz	Wentz	Wentz	Wentz	Wentz				
RG	Allen	Allen	Allen	Allen	Allen	Fordham	Christophe	Christophe				
RT	Wallace	Wallace	Wallace	Wallace	Chandler	Chandler	Chandler	Chandler				
TE	Carter	Carter	Carter	Carter	Carter	Carter	Carter	Carter				
QB	Glennon	Glennon	Glennon	Glennon	Glennon	Glennon	Glennon	Glennon				
HB	Creecy	Greene	Creecy	Thornton	Creecy	Creecy	Creecy	Creecy				
FB/TE/WR	Watson	Watson	Watson	Winkles	Watson	Underwood	Winkles	Winkles				
WR	Palmer	Palmer	Palmer	Palmer	Palmer	Palmer	Palmer	Palmer				
WR	Payton	Payton	Payton	Payton	Payton	Payton	Payton	Payton				
PK	Sade	Sade	Sade	Sade	Sade	Sade	Sade	Sade				

DEFENSE	Tenn	UConn	S. Ala.	The Citadel	Miami	FSU	MD	UNC	UVA	WFU	CLEM	BC
SE	Cato-Bishop	Cato-Bishop	Cato-Bishop	Cato-Bishop	Cato-Bishop	Cato-Bishop	Cato-Bishop	Cato-Bishop				
DT	McGill	McGill	McGill	McGill	McGill	Slay	McGill	Slay				
DE	Teal	Teal	Teal	Teal	Gray	Teal	Teal	Teal				
SLB/CB	Slay	Slay	Slay	Slay	Slay	Norman	Slay	Norman				
MLB	Pittman	Pittman	Noel	Noel	Noel	Burris	Noel	Burris				
WLB	Lucas	Lucas	Lucas	Lucas	Lucas	Lucas	Lucas	Lucas				
BC	Dowdy	Dowdy	Dowdy	Dowdy	Dowdy	Dowdy	Dowdy	Dowdy				
FS	Johnson	Johnson	Johnson	Johnson	Johnson	Johnson	Johnson	Johnson				
BS	Bishop	Bishop	Bishop	Bishop	Bishop	Bishop	Bishop	Bishop				
FC	Wolff	Wolff	Wolff	Wolff	Wolff	Wolff	Wolff	Wolff				
P	Amerson	Amerson	Amerson	Amerson	Amerson	Amerson	Amerson	Amerson				



	TENN	UCONN	S. ALA.	CITADEL	(NC State Totals on Top)			UNC	UVA	WFU	CLEM	BC
					MIA	FSU	MD					
Total Offense	407 524	258 239	384 314	515 226	664 651	325 343	347 462	534 570				
Plays	80 79	71 59	77 59	76 48	88 81	82 66	73 81	83 86				
Yards/Play	5.1 6.6	3.6 4.1	5.0 5.3	6.8 4.7	7.5 8.0	4.0 5.2	4.8 5.7	6.4 6.6				
Yards Rushing	119 191	54 35	127 51	282 199	224 85	66 125	40 206	67 212				
Rush Attempts	32 38	41 32	43 23	51 41	46 32	27 36	26 54	31 39				
Yards Passing	288 333	204 204	257 263	233 27	440 566	259 218	307 256	467 358				
Pass Attempts	48 41	30 27	34 36	25 7	42 49	55 30	47 27	52 47				
Pass Completions	27 27	15 15	24 24	19 4	24 26	30 17	23 17	29 30				
Had Intercepted	4 0	0 3	0 2	0 1	2 1	1 1	0 1	2 1				
Comp. Pct.	56.3 65.9	50.0 55.6	70.5 66.7	76.0 57.1	57.1 53.1	54.5 56.7	48.9 63.0	55.8 63.8				
First Downs	22 23	12 11	22 14	27 12	30 26	21 16	17 22	24 24				
Total Touchdowns	3 4	1 1	4 1	7 2	5 6	2 1	2 2	5 5				
Rush/Pass Touchdowns	2/1 2/2	0/1 1/0	1/3 0/1	5/1 2/0	1/4 1/5	0/2 0/1	0/2 2/0	0/5 3/1				
Poss. Time	28:13 31:47	32:55 27:05	35:51 24:09	32:47 27:13	33:22 26:38	30:46 29:14	24:46 35:14	31:02 28:58				
3rd Down Conv.	6-16 9-19	6-19 2-12	7-19 0-11	11-14 2-9	4-12 6-18	5-18 3-15	7-19 6-16	8-19 4-16				
Punts-Yards	4-166 5-193	9-347 8-324	6-257 7-263	1-33 5-221	4-163 7-263	7-301 7-247	9-300 8-308	9-370 9-371				
Punt Avg.	41.5 38.6	38.6 40.5	42.8 37.6	22.0 44.2	40.8 37.6	43.0 35.3	33.3 38.5	41.1 41.2				
Fumbles-Lost	3-0 1-1	2-1 1-1	1-0 2-1	3-2 1-1	5-4 0-0	0-0 1-0	0-0 1-1	5-2 1-1				
Total Turnovers	4 1	1 4	0 3	2 2	6 1	1 1	0 2	4 2				
Penalties-Yards	4-40 6-35	8-63 5-26	7-55 6-60	5-37 4-15	14-100 4-20	4-39 5-59	9-60 8-75	8-59 5-44				
Punt Ret-Yds.	2-(-3)-0 1-5-0	2-12-0 1-1-0	3-27-0 1-8-0	3-83-1 0-0-0	1-3-0 1-6-0	0-0-0 2-10-0	6-24-0 2-2-0	2-1-0 3-82-1				
KO Ret-Yds.	4-94 2-45	0-0 2-44	2-47 2-38	2-49 4-47	7-112 2-43	4-58 1-28	5-94-0 4-72-0	5-116-0 2-34-0				
INT-Yards	0-0 4-38	3-16 0-0	2-0 0-0	1-0 0-0	1-0 2-0	1-11 1-8	1-27 0-0	1-0 2-11				
Sacks By-Yards	1-3 1-18	3-15 6-35	7-37 4-21	0-0 3-24	1-17 2-15	4-28 1-5	6-36 2-15	2-19 5-27				



RUSHING

Att.-Yds.-TD	CREECY	GREENE	THORNTON	WASHINGTON	GLENNON
Tennessee	10-48-1	11-53-0	DNP	5-12-1	6-6-0
Connecticut	6-14-0	17-48-0	DNP	9-20-0	8-(-23)-0
SOUTH ALABAMA	15-68-1	DNP	DNP	7-31-0	5-(-10)-0
THE CITADEL	DNP	DNP	21-145-2	DNP	6-(-8)-2
Miami	19-120-1	DNP	17-87-0	DNP	2-(-19)-0
FLORIDA STATE	14-34-0	DNP	11-29-0	DNP	2-3-0
Maryland	17-35-0	DNP	6-21-0	DNP	2-(-15)-0
North Carolina	14-66-0	DNP	4-16-0	6-14-0	6-(-28)-0
VIRGINIA					
WAKE FOREST					
Clemson					
Boston College					

RECEIVING

Rec.-Yds.-TD	CARTER	CREECY	HEGEDUS	PALMER	PAYTON	SMITH	THORNTON	UNDERWOOD	WASHINGTON	WATSON
Tennessee	5-46-0	1-1-0	1-7-0	4-28-0	4-129-0	1-(-1)-0	DNP	3-9-1	3-10-0	4-50-0
Connecticut	0-0-0	2-6-0	1-11-0	5-46-0	3-48-0	0-0-0	DNP	1-46-1	2-26-0	0-0-0
SOUTH ALABAMA	2-14-0	5-28-0	0-0-0	3-13-0	5-61-1	1-33-1	DNP	3-58-1	2-21-0	0-0-0
THE CITADEL	2-21-0	DNP	0-0-0	1-9-0	5-100-0	0-0-0	4-26-0	2-25-1	DNP	1-7-0
Miami	2-28-0	3-16-1	0-0-0	5-94-0	2-83-0	3-86-1	1-14-0	3-50-2	DNP	2-29-0
FLORIDA STATE	1-2-0	7-38-0	1-6-0	2-24-0	6-79-0	1-4-0	4-48-1	4-20-1	DNP	4-38-0
Maryland	3-22-0	1-(-3)-0	2-14-0	0-0-0	4-51-0	1-14-0	1-8-0	6-134-1	DNP	4-42-0
North Carolina	3-31-0	3-23-0	1-32-1	5-119-1	5-52-0	3-65-1	1-10-0	6-118-2	1-1-0	1-16-0
VIRGINIA										
WAKE FOREST										
Clemson										
Boston College										

PASSING

GLENNON	Cmp	Att	Yds	Pct.	Int	TD
Tenn	27	46	288	58.7	4	1
UConn	15	30	204	50.0	0	1
S. Ala.	24	34	257	70.5	3	0
Citadel	19	24	233	79.2	1	0
Miami	24	42	440	57.1	2	4
FSU	30	55	259	54.5	1	2
MD	23	47	307	48.9	0	2
UNC	29	52	467	55.8	2	5
UVA						
Wake						
Clem						
BC						

FIELD GOALS

SADE	Made	Missed
Tennessee	-	39
Connecticut	40	44
SOUTH ALABAMA	22	39
THE CITADEL	23	-
Miami	50	-
FLORIDA STATE	27	-
Maryland	21, 43	-
North Carolina	-	38
VIRGINIA		
WAKE FOREST		
Clemson		
BOSTON COLLEGE		

PUNTING

BAUMANN	Att.	Yds.	Avg.	+50	In20
Tennessee	4	166	41.5	0	1
Connecticut	9	347	38.6	0	3
SOUTH ALABAMA	6	257	42.8	0	0
THE CITADEL	1	33	33.0	0	0
Miami	4	163	40.8	0	2
FLORIDA STATE	7	301	43.0	2	1
Maryland	8	303	37.9	1	3
North Carolina	9	370	41.1	1	1
VIRGINIA					
WAKE FOREST					
Clemson					
BOSTON COLLEGE					

KICKOFF RETURNS

Ret-Yds-TD	PALMER
Tenn	3-87-0
UConn	0-0-0
S. Ala.	2-47-0
Citadel	2-49-0
Miami	7-112-0
FSU	3-36-0
MD	5-94-0
UNC	5-116-0
UVA	
Wake	
Clem	
BC	

KICKOFFS

SADE	KO	TB	OB	Ret.	Y/Ret	Start
Tennessee	4	3	0	1	35.0	29
Connecticut	3	1	0	2	22.0	25
SOUTH ALABAMA	6	4	0	2	19.0	28
THE CITADEL	8	4	0	4	11.8	18
Miami	7	6	0	1	24.0	25
FLORIDA STATE	4	3	0	1	28.0	26
Maryland	5	1	0	4	18.0	24
North Carolina	6	4	0	2	17.0	22
VIRGINIA						
WAKE FOREST						
Clemson						
BOSTON COLLEGE						

PUNT RETURNS

Ret-Yds-TD	R. SMITH
Tenn	2-(-3)-0
UConn	2-12-0
S. Ala.	3-27-0
Citadel	3-83-1
Miami	1-3-0
FSU	0-0-0
MD	6-24-0
UNC	2-1-0
UVA	
Wake	
Clem	
BC	



TACKLES

PLAYER, POS	TENN	CONN	S. ALA	CIT	MIA	FSU	MD	UNC	UVA	WFU	CLEM	BC
David Amerson, CB	8	2	3	4	2	5	4	6				
Brandan Bishop, S	10	7	6	10	10	10	7	14				
Juston Burris, CB	8	-	5	1	1	3	4	3				
Darryl Cato-Bishop, DE	2	1	4	14	4	1	4	6				
Ricky Dowdy, LB	7	7	6	8	8	9	10	11				
A.J. Ferguson, DT	-	-	2	2	-	-	2	-				
McKay Frandsen, DE	-	1	1	-	-	-	2	1				
Carlos Gray, DT	-	-	-	4	1	-	-	-				
Dontae Johnson, CB	8	5	6	-	5	6	7	8				
Hakeem Jones, S	-	2	3	2	-	-	1	-				
Sterling Lucas, LB	9	8	3	6	5	7	11	4				
T.Y. McGill, DT	4	3	1	2	4	3	8	2				
Rodman Noel, LB	1	6	2	8	9	4	2	-				
Art Norman, DE	3	2	3	2	2	-	3	5				
Brandon Pittman, LB	1	4	7	4	2	1	4	4				
Mike Rose, DE	4	-	-	1	-	-	-	-				
Brian Slay, DE	4	3	1	2	1	-	5	2				
Thomas Teal, DT	-	2	2	3	3	4	9	2				
Forrest West, DE	-	1	1	2	-	-	-	-				
C.J. Wilson, CB	-	-	-	-	1	-	-	3				
Earl Wolff, S	18	7	6	9	10	8	17	6				

TACKLES FOR LOSS (No.-Yards)

PLAYER, POS	TENN	CONN	S. ALA	CIT	MIA	FSU	MD	UNC	UVA	WFU	CLEM	BC
Brandan Bishop, S	1-2	-	-	1-2	-	-	1-3	-				
Darryl Cato-Bishop, DE	1-3	-	1.5-5	-	1-17	-	1-2	1-11				
Ricky Dowdy, LB	1-3	1-5	2-3	1-1	1-2	2-3	1-3	-				
A.J. Ferguson, DT	-	-	1-5	-	-	-	-	-				
McKay Frandsen, DE	-	-	-	-	-	-	1-1	-				
Dontae Johnson, CB	-	-	-	-	1-2	1-15	-	1-1				
Sterling Lucas, LB	2-5	-	-	-	-	1-7	1-3	-				
T.Y. McGill, DT	-	2-11	1-11	-	-	2-3	2-16	-				
Rodman Noel, LB	1-6	1-4	1-6	2-4	2-3	-	-	-				
Art Norman, DE	-	-	1-1	-	1-1	-	1-7	1-8				
Brandon Pittman, LB	-	-	2-4	-	-	1-4	-	-				
Mike Rose, DE	-	-	-	1-7	-	-	-	-				
Brian Slay, DE	-	1-3	1-1	-	-	-	1-8	-				
Thomas Teal, DT	-	1-3	1-6	1-3	-	2-8	1-3	1-1				
Forrest West, DE	-	1-7	-	-	-	-	-	-				
Earl Wolff, S	2-3	-	-	-	-	-	-	-				

SACKS (No.-Yards)

PLAYER, POS	TENN	CONN	S. ALA	CIT	MIA	FSU	MD	UNC	UVA	WFU	CLEM	BC
Darryl Cato-Bishop, DE	-	-	0.5-3	-	1-17	-	1-2	1-11				
Ricky Dowdy	-	1-5	0.5-2	-	-	1-2	-	-				
A.J. Ferguson, DT	-	-	1-5	-	-	-	-	-				
Dontae Johnson, CB	-	-	-	-	-	1-15	-	-				
Sterling Lucas, LB	1-3	-	-	-	-	1-7	-	-				
T.Y. McGill, DT	-	-	1-11	-	-	-	2-16	-				
Art Norman, DE	-	-	-	-	-	-	1-7	1-8				
Rodman Noel, LB	-	-	1-6	-	-	-	-	-				
Brandon Pittman, LB	-	-	1-3	-	-	1-4	-	-				
Brian Slay, DE	-	1-3	1-1	-	-	-	1-8	-				
Thomas Teal, DT	-	-	1-6	-	-	-	1-3	-				
Forrest West, DE	-	1-7	-	-	-	-	-	-				

INTERCEPTIONS

PLAYER, POS	TENN	CONN	S. ALA	CIT	MIA	FSU	MD	UNC	UVA	WFU	CLEM	BC
David Amerson, CB	-	1-0	1-0	1-0	-	-	1-27	-				
Brandan Bishop, S	-	1-0	-	-	-	-	-	-				
Juston Burris, CB	-	-	-	-	-	1-11	-	-				
Hakim Jones, S	-	-	1-0	-	-	-	-	-				
Sterling Lucas, LB	-	-	-	-	1-0	-	-	-				
C.J. Wilson, CB	-	-	-	-	-	-	-	1-0				
Earl Wolff, S	-	1-16	-	-	-	-	-	-				



Name, Pos	TEN	CONN	S. ALA	CIT.	MIA	FSU	MD	UNC	UVA	WFU	CLEM	BC	2012 Tot.	2012 GP-GS	Career GP-GS
Allen, Zach - OG	79	71	74	59	24	INJ	INJ	INJ					307	5-5	42-31
Amerson, David - CB	75	64	51	47	65	66	87	87					542	8-8	34-30
Barnes, Brandon - HB	ST	DNP	21	19	8	DNP	DNP	DNP					48	4-0	9-0
Barr, Alex - OT	DNP	DNP	DNP	DNP	2	ST	ST	ST					2	4-0	4-0
Baumann, Wil - P	ST	ST	ST	ST	ST	ST	ST	ST					ST	8-8	21-20
Bishop, Brandan - S	75	64	60	47	83	66	87	87					569	8-8	45-41
Browne, Benson - TE	ST	ST	ST	7	ST	ST	ST	ST					7	8-0	8-0
Buntyn, Deylan - DT	4	14	DNP	DNP	DNP	DNP	DNP	DNP					18	2-0	2-0
Burriss, Justin - CB	63	12	34	3	17	36	64	24					253	8-2	8-2
Byrd, Jarvis - CB	4	DNP	2	3	DNP	DNP	DNP	ST					9	4-0	9-3
Caldwell, Robert - LB	ST	ST	ST	ST	ST	ST	ST	ST					ST	8-0	8-0
Carter, Mario - TE	47	45	34	36	56	27	19	42					306	8-8	33-10
Cato-Bishop, Darryl - DE	60	52	44	29	53	52	72	78					440	8-8	34-17
Chandler, Tyson - OT	8	70	75	59	89	85	76	86					548	8-7	20-7
Cheek, Ryan - LB	ST	ST	2	3	ST	ST	DNP	ST					5	7-0	28-0
Christophe, Duran - OG	16	3	6	19	88	85	75	85					377	8-3	29-16
Crawford, Sylvester - DE	9	DNP	2	1	DNP	DNP	DNP	DNP					12	3-0	12-0
Creedy, Tony - HB	25	12	42	INJ	40	48	56	56					279	7-6	19-6
Crisp, Rob - OT	66	INJ	INJ	INJ	INJ	INJ	63	85					214	3-3	29-6
Dowdy, Rickey - LB	58	65	57	46	78	66	88	90					548	8-8	9-8
Ferguson, A.J. - DT	DNP	DNP	19	21	23	2	14	9					88	6-0	16-0
Fisher, Jonathan - RB	DNP	DNP	DNP	7	DNP	DNP	DNP	DNP					7	1-0	1-0
Flowers, Hakeem - WR	4	3	17	16	10	1	DNP	1					52	7-0	7-0
Fordham, Cameron - OG	3	DNP	6	18	31	36	DNP	DNP					94	5-1	7-1
Frandsen, McKay - DE	23	20	19	15	20	17	18	17					149	8-0	20-1
Gentry, Zach - LB	ST	ST	ST	3	ST	ST	ST	ST					3	8-0	34-0
Glennon, Mike - QB	81	73	72	59	88	86	75	84					618	8-8	31-21
Gray, Carlos - DT	4	INJ	INJ	19	32	10	14	4					83	6-1	6-1
Greene, Mustafa - RB	27	29	DNP	DNP	DNP	DNP	DNP	DNP					56	2-1	15-2
Hall, Milton - RB	DNP	DNP	DNP	8	DNP	DNP	DNP	DNP					8	1-0	1-0
Hegedus, Charlie - WR	20	19	12	15	19	15	15	14					129	8-0	8-0
Johnson, Dontae - CB	79	64	58	47	72	66	83	87					556	8-8	33-11
Jomantas, Andy - OG	DNP	1	6	33	2	ST	ST	ST					42	7-0	17-0
Jones, Hakim - S	4	17	15	3	2	ST	ST	ST					41	8-0	8-0
Kahut, Jacob - DT	INJ	INJ	INJ	INJ	INJ	INJ	INJ	INJ					-	-	4-0
Lucas, Sterling - LB	74	57	19	20	50	45	65	38					368	8-8	44-10
Mann, Dave - DT	3	DNP	DNP	DNP	DNP	DNP	DNP	DNP					3	1-0	1-0
Mattes, R.J. - OG/OT	82	71	74	59	89	85	75	86					621	8-8	40-38
McGill, T.Y. - DT	32	41	33	28	39	35	32	45					285	8-6	21-7
McKinney, Quincy - OT	DNP	DNP	6	18	2	DNP	DNP	DNP					26	3-0	3-0
Monk, J., CB	ST	ST	2	3	ST	ST	DNP	ST					5	7-0	14-0
Morgan, Maurice - WR	8	3	11	10	ST	1	ST	ST					33	8-0	8-0
Noel, Rodman - LB	4	47	16	42	45	31	21	ST					206	8-4	19-4
Norman, Art - DE	51	24	23	21	42	47	59	53					320	8-2	21-10
Palmer, Tobais - WR	61	58	47	41	37	57	33	61					395	8-8	20-15
Payton, Quintin - WR	57	56	57	50	60	76	60	70					486	8-8	31-8
Peek, Michael - LB	INJ	INJ	INJ	INJ	INJ	INJ	INJ	INJ					-	-	13-0
Pittman, Brandon - LB	30	17	39	25	33	17	20	52					233	8-2	14-2
Purvis, Tyler - FB	DNP	1	3	6	DNP	5	DNP	DNP					15	4-0	17-0
Rose, Mike - DE	19	ST	2	3	1	7	7	11					50	8-0	8-0
Sade, Niklas - K	ST	ST	ST	ST	ST	ST	ST	ST					ST	8-8	21-21
Salahuddin, M.J. - LB	DNP	ST	ST	ST	ST	ST	ST	ST					ST	7-0	7-0
Slay, Brian - DE	59	49	44	27	49	49	69	59					405	8-8	42-21
Smith, Rashard - WR	28	15	22	19	43	43	32	22					224	8-0	27-7
Stanley, Josh - CB	ST	ST	ST	ST	ST	ST	ST	ST					ST	8-0	8-0
Stocker, Manny - QB	DNP	DNP	9	17	DNP	DNP	DNP	DNP					26	2-0	2-0
Talbert, Anthony - TE	ST	3	11	19	4	ST	ST	ST					37	8-0	34-0
Teal, Thomas - DT	23	39	33	19	23	35	54	70					296	8-7	14-8
Thompson, Scott - LS	ST	ST	ST	ST	ST	ST	ST	ST					ST	8-0	21-0
Thornton, Shadrach - RB	DNP	DNP	DNP	43	42	37	18	10					150	5-1	5-1
Thuney, Joe - C	DNP	DNP	6	18	38	49	12	DNP					123	5-0	5-0
Underwood, Bryan - WR	53	22	34	32	52	68	57	57					375	8-1	21-1
Wallace, Andrew - OT	74	70	74	45	INJ	INJ	DNP	DNP					263	4-4	30-18
Washington, James - HB	28	30	16	INJ	INJ	INJ	DNP	19					93	4-0	31-17
Watson, Asa - TE	30	45	35	25	40	52	52	47					326	8-4	30-4
Wentz, Camden - C	82	71	74	59	88	86	75	85					620	8-8	39-34
West, Forrest - DE	31	20	23	21	33	3	INJ	INJ					131	6-0	6-0
Winkles, Logan - FB	14	28	23	20	22	10	17	19					153	8-3	17-3
Wilson, C.J. - CB	DNP	DNP	DNP	DNP	35	ST	ST	59					94	4-0	42-29
Wolff, Earl - S	79	47	55	47	81	66	87	87					549	8-8	46-38



NC State vs. Tennessee

Qtr	Spot	Obtained	Pl-Yds	TOP	Result
1	S14	Punt	3-0	2:02	Punt
	S25	Kickoff	5-53	1:27	Missed FG
	S14	Punt	10-86	3:33	TOUCHDOWN
	S22	Punt	7-43	2:27	Interception
	S19	Kickoff	1-(-19)	0:10	Safety
	S25	Kickoff	3-2	1:25	Punt
2	S34	Punt	3-4	0:55	Punt
	S33	Downs	8-67	3:12	TOUCHDOWN
	S03	Fumble	1-2	0:11	End of half
3	S27	Kickoff	10-25	4:09	Punt
	S25	Kickoff	3-10	1:10	Interception
	S45	Kickoff	8-55	2:33	TOUCHDOWN
4	S23	Punts	3-4	0:48	Interception
	S27	Downs	6-13	2:09	Downs
	S26	Kickoff	10-47	1:34	Interception

NC State vs. Connecticut

Qtr	Spot	Obtained	Pl-Yds	TOP	Result
1	S25	Kickoff	3-1	1:24	Punt
	S11	Punt	3-(-2)	1:02	Punt
	S29	Punt	2-16	0:32	Fumble
	S20	Punt	7-22	2:51	Punt
	S36	Punt	5-20	1:16	Punt
2	C44	Interception	3-(-9)	1:53	Punt
	S16	Punt	15-61	6:52	FIELD GOAL
	S34	Downs	1-2	0:31	End of half
3	S26	Punt	5-28	1:55	Punt
	C41	Fumble	3-41	1:29	TOUCHDOWN
	C34	Interception	4-7	1:46	Missed FG
	S38	Punt	3-1	1:31	Punt
4	S23	Interception	3-2	1:46	Punt
	S14	Punt	3-7	2:41	Punt
	S25	Kickoff	9-48	3:43	Downs
	C45	Downs	4-(-2)	1:43	Downs

NC State vs. South Alabama

Qtr	Spot	Obtained	Pl-Yds	TOP	Result
1	S20	Kickoff	12-80	5:38	TOUCHDOWN
	S38	Interception	4-62	1:52	TOUCHDOWN
	S39	Punt	3-4	0:53	Punt
2	S29	Punt	5-3	2:40	Punt
	A32	Fumble	6-32	1:52	TOUCHDOWN
	S31	Punt	7-69	2:40	TOUCHDOWN
	S18	Punt	3-5	0:43	Punt
3	S28	Punt	15-67	6:24	FIELD GOAL
	S18	Punt	6-37	2:48	Punt
4	S34	Downs	9-44	3:49	Missed FG
	S26	Punt	3-4	2:02	Punt
	S33	Kickoff	3-(-6)	2:24	Punt
	S22	Interception	3-3	1:59	End of half

NC State vs. The Citadel

Qtr	Spot	Obtained	Pl-Yds	TOP	Result
1	S20	Punt	7-80	2:52	TOUCHDOWN
	S35	Kickoff	6-65	1:06	TOUCHDOWN
	C24	Fumble	2-24	0:45	TOUCHDOWN
	S42	Interception	12-58	5:33	TOUCHDOWN
2	S44	Punt	3-(-6)	2:01	Punt
	C00	Punt	0-0	0:00	TOUCHDOWN
	S37	Punt	7-63	1:43	TOUCHDOWN
3	S38	Kickoff	6-62	2:48	Fumble
	S32	Downs	1-(-1)	0:08	Fumble
	S28	Kickoff	15-72	6:10	TOUCHDOWN
4	C44	Downs	8-38	4:21	Field Goal
	S28	Punt	10-45	5:07	End of half

NC State vs. Miami

Qtr	Spot	Obtained	Pl-Yds	TOP	Result
1	S16	Punt	5-37	1:31	Punt
	S32	Punt	3-68	0:42	TOUCHDOWN
	S08	Kickoff	1-(-8)	0:12	Safety
	S11	Kickoff	4-21	1:22	Punt
	M44	Kickoff	4-15	1:48	Fumble
	S20	Interception	3-80	0:19	TOUCHDOWN
2	S28	Punt	1-(-12)	0:09	Fumble
	S20	Missed FG	11-78	5:14	Fumble
	S19	Punt	2-10	0:35	Fumble
	S24	Missed FG	3-1	0:51	Punt
	S18	Punt	4-4	1:05	End of half
3	S36	Kickoff	13-74	6:46	TOUCHDOWN
	S32	Punt	4-18	2:16	Punt
	S03	Kickoff	13-97	5:31	TOUCHDOWN
4	S22	Kickoff	6-78	2:17	TOUCHDOWN
	S26	Missed FG	8-41	2:10	FIELD GOAL
	S04	Punt	2-17	0:15	Interception
	S03	Kickoff	2-15	0:19	Interception

NC State vs. Florida State

Qtr	Spot	Obtained	Pl-Yds	TOP	Result
1	S18	Kickoff	6-19	3:05	Punt
	S19	Punt	3-(-3)	1:21	Punt
	S40	Kickoff	5-12	1:55	Punt
2	S25	Kickoff	8-25	2:57	Interception
	S12	Punt	3-8	2:02	Punt
	S10	Kickoff	3-5	1:50	Punt
	S22	Kickoff	1-2	0:21	End of half
3	S12	Punt	15-78	6:06	FIELD GOAL
	S18	Punt	3-5	1:58	Punt
	S41	Interception	7-59	1:33	TOUCHDOWN
4	S08	Punt	7-30	3:17	Punt
	S27	Punt	10-42	1:48	Downs
	F43	Punt	12-43	2:11	TOUCHDOWN

NC State vs. Maryland

Qtr	Spot	Obtained	Pl-Yds	TOP	Result
1	S39	Punt	3-6	0:44	Punt
	S25	Kickoff	6-11	2:51	Punt
	S41	Punt	3-1	0:57	Punt
2	S25	Punt	5-75	1:59	TOUCHDOWN
	M49	Punt	13-45	3:44	FIELD GOAL
	S12	Punt	3-7	1:21	Punt
	S33	Interception	3-6	0:21	Punt
	S31	Punt	0-0	0:00	End of half
3	S37	Kickoff	6-13	2:42	Punt
	S32	Kickoff	1-68	0:09	TOUCHDOWN
	S26	Kickoff	3-7	1:26	Punt
4	S08	Kickoff	10-42	3:55	Punt
	S10	Punt	4-6	1:27	Punt
	S44	Fumble	4-12	0:49	Downs
	S20	Punt	10-54	1:45	FIELD GOAL
	S20	Missed FG	1-(-1)	0:02	End of half

NC State vs North Carolina

Qtr	Spot	Obtained	Pl-Yds	TOP	Result
1	S17	Kickoff	3-4	1:54	Punt
	S25	Kickoff	9-75	4:25	TOUCHDOWN
	S18	Kickoff	1-7	0:06	Fumble
	S25	Kickoff	6-75	0:58	TOUCHDOWN
2	S27	Punt	5-15	1:04	Punt
	N47	Punt	3-47	0:44	TOUCHDOWN
	S30	Missed FG	3-70	1:44	TOUCHDOWN
	S17	Punt	6-38	2:04	Interception
	S20	Interception	3-7	1:00	Punt
	S16	Punt	0-0	0:00	End of half
3	S34	Kickoff	3-4	0:48	Punt
	S14	Fumble	7-32	2:24	Punt
	N46	Punt	4-11	1:11	Interception
	S11	Punt	13-68	5:04	Missed FG
	S45	Punt	1-55	0:08	TOUCHDOWN
4	S37	Punt	3-7	1:16	Punt
	S33	Kickoff	5-2	2:23	Punt
	S26	Punt	6-11	2:16	Punt
	S25	Kickoff	3-0	1:11	Punt
	S36	Kickoff	0-2	0:05	Fumble



Tennessee vs. NC State

Qtr	Spot	Obtained	Pl-Yds	TOP	Result
1	T40	Kickoff	3-4	0:53	Punt
	T46	Punt	2-54	0:34	TOUCHDOWN
	T22	Missed FG	3-9	1:16	Punt
	T25	Kickoff	5-10	1:30	Punt
	T28	Interception	1-72	0:11	TOUCHDOWN
	T33	Kickoff	1-67	0:16	TOUCHDOWN
2	T29	Punt	6-8	2:52	Punt
	T20	Punt	11-47	3:23	Downs
	T25	Kickoff	12-72	3:31	Fumble
3	T13	Punt	14-87	6:26	TOUCHDOWN
	S45	Interception	5-43	1:39	FIELD GOAL
4	T25	Kickoff	6-25	3:42	Punt
	S32	Interception	4-6	2:03	Downs
	S39	Downs	7-22	3:20	FIELD GOAL
	T20	Interception	1-(-2)	0:05	End of half

Connecticut vs. NC State

Qtr	Spot	Obtained	Pl-Yds	TOP	Result
1	C39	Punt	3-9	1:55	Punt
	C48	Punt	3-0	1:48	Punt
	S45	Fumble	3-6	1:39	Punt
	C23	Punt	3-4	1:19	Punt
	C13	Punt	5-36	1:56	Interception
2	C15	Punt	5-20	2:39	Punt
	C26	Kickoff	6-40	2:23	Downs
3	C25	Kickoff	5-5	2:50	Punt
	C20	Punt	1-21	0:12	Fumble
	C23	Kickoff	1-0	0:20	Interception
	C27	Missed FG	3-(-4)	2:21	Punt
	C18	Punt	6-24	2:43	Interception
4	C43	Punt	6-4	2:24	Punt
	C37	Punt	3-63	1:02	TOUCHDOWN
	C27	Downs	6-18	1:34	Downs
	C47	Downs	0-0	0:00	End of half

South Alabama vs. NC State

Qtr	Spot	Obtained	Pl-Yds	TOP	Result
1	A25	Kickoff	6-25	3:24	Interception
	A25	Kickoff	4-18	2:32	Punt
	A22	Punt	7-27	3:23	Punt
2	A30	Punt	2-2	0:54	Fumble
	A25	Kickoff	3-5	1:39	Punt
	A36	Kickoff	3-6	0:35	Punt
	A21	Punt	6-44	1:09	End of half
3	A25	Kickoff	3-3	1:00	Punt
	A17	Kickoff	4-31	1:50	Punt
	A20	Punt	10-46	3:52	Downs
4	A22	Missed FG	3-5	1:22	Punt
	A28	Punt	4-72	1:28	TOUCHDOWN
	A27	Punt	4-35	0:50	Interception

The Citadel vs. NC State

Qtr	Spot	Obtained	Pl-Yds	TOP	Result
1	C21	Kickoff	6-39	4:36	Punt
	C25	Kickoff	4-75	1:47	TOUCHDOWN
	C05	Kickoff	4-19	1:46	Fumble
	C15	Kickoff	1-0	0:09	Interception
2	C06	Kickoff	5-17	3:14	Punt
	C29	Punt	3-5	2:14	Punt
	C25	Kickoff	3-(-12)	1:56	Punt
3	C20	Fumble	8-48	4:04	Downs
	S28	Fumble	4-28	1:45	TOUCHDOWN
4	C25	Kickoff	7-19	3:14	Downs
	C25	Kickoff	3-(-2)	2:10	Punt

Miami vs. NC State

Qtr	Spot	Obtained	Pl-Yds	TOP	Result
1	M20	Kickoff	3-8	1:49	Punt
	M19	Punt	5-14	1:29	Punt
	M25	Kickoff	3-75	0:49	TOUCHDOWN
	M26	Kickoff	5-74	1:36	TOUCHDOWN
	M16	Punt	3-84	1:12	TOUCHDOWN
	M42	Fumble	7-56	2:15	Interception
2	M25	Kickoff	3-7	1:29	Punt
	S16	Fumble	8-14	2:32	Missed FG
	M43	Fumble	3-5	1:05	Punt
	S29	Fumble	4-5	0:57	Missed FG
	M28	Punt	4-20	0:59	Punt
3	M25	Kickoff	4-8	1:40	Punt
	M10	Punt	10-90	3:24	TOUCHDOWN
4	M24	Kickoff	7-76	2:23	TOUCHDOWN
	M25	Kickoff	7-49	1:35	Missed FG
	M25	Kickoff	5-35	0:55	Punt
	M39	Interception	3-61	0:29	TOUCHDOWN
	M31	Interception	0-0	0:00	End of half

Florida State vs. NC State

Qtr	Spot	Obtained	Pl-Yds	TOP	Result
1	F19	Punt	5-34	2:06	Punt
	F47	Punt	5-22	1:54	FIELD GOAL
	F20	Punt	11-80	5:36	TOUCHDOWN
2	F45	Interception	3-5	2:18	Punt
	S47	Punt	6-45	2:29	FIELD GOAL
	S39	Punt	6-20	1:44	FIELD GOAL
3	F33	Kickoff	3-8	1:58	Punt
	F25	Kickoff	5-12	1:52	Punt
	F27	Punt	7-40	2:40	Interception
4	F25	Kickoff	8-41	4:20	Punt
	F24	Punt	3-(-1)	1:34	Punt
	F32	Downs	3-1	0:20	Punt
	F25	Kickoff	4-21	0:16	End of half

Maryland vs. NC State

Qtr	Spot	Obtained	Pl-Yds	TOP	Result
1	M23	Kickoff	3-2	0:54	Punt
	M15	Punt	10-67	4:32	FIELD GOAL
	M04	Punt	9-25	4:25	Punt
	M24	Punt	5-35	2:17	Punt
2	M24	Kickoff	3-(-10)	1:32	Punt
	M21	Kickoff	5-13	2:35	Punt
	S47	Punt	4-26	1:08	Interception
	M27	Punt	3-8	0:22	Punt
3	S44	Punt	8-44	4:25	TOUCHDOWN
	M26	Kickoff	8-74	3:47	TOUCHDOWN
	M27	Punt	9-43	3:22	FIELD GOAL
4	M16	Punt	8-32	4:38	Punt
	M50	Punt	1-6	0:05	Fumble
	M44	Downs	3-9	0:23	Punt
	M25	Kickoff	5-60	0:30	Missed FG

North Carolina vs. NC State

Qtr	Spot	Obtained	Pl-Yds	TOP	Result
1	N15	Kickoff	6-85	1:41	TOUCHDOWN
	N46	Punt	2-54	0:21	TOUCHDOWN
	N16	Kickoff	11-55	2:48	FIELD GOAL
	S25	Fumble	6-25	2:06	TOUCHDOWN
	N25	Kickoff	3-8	0:33	Punt
2	N21	Punt	3-0	1:30	Punt
	N25	Kickoff	7-46	3:02	Missed FG
	N25	Kickoff	4-16	1:29	Punt
	N44	Interception	5-51	1:34	Interception
	N31	Punt	3-3	0:42	Punt
3	N21	Punt	4-69	1:09	Fumble
	N10	Punt	3-0	1:18	Punt
	N20	Interception	3-9	1:50	Punt
	N21	Missed FG	3-0	0:22	Punt
	N25	Kickoff	3-(-5)	0:55	Punt
4	N26	Punt	9-74	3:05	TOUCHDOWN
	N21	Punt	4-14	1:08	Punt
	N22	Punt	9-60	3:07	FIELD GOAL
	S00	Punt	0-0	0:05	TOUCHDOWN
	S38	Fumble	1-0	0:08	End of half



NC STATE TEAM HIGHS AND LOWS

Points Scored	.52	vs. Citadel
Low	.10	vs. Connecticut
First Downs	.30	vs. Miami
Low	.12	vs. Connecticut
Rushing Attempts	.51	vs. Citadel
Low	.26	vs. Maryland
Rushing Yards	.282	vs. Citadel
Low	.40	vs. Maryland
Rushing Touchdowns	.5	vs. Citadel
Low	.0	vs. four teams
Passing Attempts	.55	vs. Florida State
Low	.25	vs. Citadel
Passes Completed	.30	vs. Florida State
Low	.15	vs. Connecticut
Had Intercepted	.4	vs. Tennessee
Low	.0	vs. three teams
Passing Yards	.467	vs. North Carolina
Low	.204	vs. Connecticut
Passing TDs	.5	vs. North Carolina
Low	.1	vs. three teams
Total Offense	.664	vs. Miami
Low	.258	vs. Connecticut
Penalties	.14	vs. Miami
Low	.4	vs. two teams
Penalty Yards	.100	vs. Miami
Low	.39	vs. Tennessee
QB Sacks	.7	vs. South Alabama
Low	.0	vs. Citadel

NC STATE INDIVIDUAL BESTS

Rushing Attempts	21	by Shadrach Thornton vs. Citadel (9/22/12)
Rushing Yards	145	by Shadrach Thornton vs. Citadel (9/22/12)
Rushing TDs	2	by Shadrach Thornton vs. Citadel (9/22/12)
Pass Attempts	55	by Mike Glennon vs. Florida State (10/6/12)
Pass Completions	30	by Mike Glennon vs. Florida State (10/6/12)
Comp. % (min. 10 attempts)	.791	by Mike Glennon vs. Citadel (9/22/12)
Passing Yards	467	by Mike Glennon vs. North Carolina (10/27/12)
TD Passes	5	by Mike Glennon vs. North Carolina (10/27/12)
Receptions	7	by Tony Creecy vs. Florida State (10/6/12)
Receiving Yards	134	by Bryan Underwood vs. Maryland (10/20/12)
Receiving TDs	2	two times
Total Offense	439	by Mike Glennon vs. North Carolina (10/27/12)
All-purpose	234	by Tobais Palmer vs. North Carolina (10/27/12)
Total TDs	2	five times
Points	12	five times
Punt Average	43.0	by Wil Baumann vs. Florida State (10/6/12)
Field Goals	3	by Niklas Sade vs. Florida State (10/6/12)
Punt Return Yards	83	by Rashard Smith vs. Citadel (9/2/12)
Kickoff Return Yards	116	by Tobais Palmer vs. North Carolina (10/27/12)
Interception Yards	27	by David Amerson vs. Maryland (10/20/12)
Interceptions	1	10 times

LONG PLAYS

Rush:	43	by Tony Creecy vs. Miami (9/29/12)
Pass:	83	by Mike Glennon vs. North Carolina (10/27/12)
Reception:	83	by Tobais Palmer vs. North Carolina (10/27/12)
FG:	50	by Niklas Sade vs. Miami (9/29/12)
Punt:	60	by Wil Baumann vs. Maryland (10/20/12)
Punt Return:	73	by Rashard Smith vs. Citadel (9/22/12)
Kickoff Return:	50	by Tobias Palmer vs. Miami (9/29/12)
Interception Return:	27	by David Amerson vs. Maryland (10/20/12)
Fumble Return:	27	by C.J. Wilson vs. North Carolina (10/27/12)

OPPONENT TEAM HIGHS AND LOWS

Points Scored	.44	by Miami
Low	.7	by two teams
First Downs	.26	by Miami
Low	.11	by Connecticut
Rushing Attempts	.54	by Maryland
Low	.23	by South Alabama
Rushing Yards	.212	by North Carolina
Low	.35	by Connecticut
Rushing Touchdowns	.3	by North Carolina
Low	.0	by three teams
Passing Attempts	.49	by Miami
Low	.7	by Citadel
Passes Completed	.30	by North Carolina
Low	.4	by Citadel
Had Intercepted	.3	by Connecticut
Low	.0	by Tennessee
Passing Yards	.566	by Miami
Low	.27	by Citadel
Passing TDs	.5	by Miami
Low	.0	by three teams
Total Offense	.651	by Miami
Low	.226	by Citadel
Penalties	.8	by two teams
Low	.4	by two teams
Penalty Yards	.163	by Connecticut
Low	.15	by Citadel
QB Sacks	.6	by Connecticut
Low	.1	by three teams

OPPONENT INDIVIDUAL BESTS

Rushing Attempts	25	by Wes Brown, Maryland (10/20/12)
		by Chris Thompson, Florida State (10/6/12)
Rushing Yards	152	by Chris Thompson, Florida State (10/6/12)
Rushing TDs	2	by Giovano Bernard, UNC (10/27/12)
Pass Attempts	49	by Stephen Morris, Miami (9/29/12)
Pass Completions	30	by Bryn Renner, UNC (10/27/12)
Comp. % (min. 10 attempts)	.700	by Ross Metheny, South Alabama (9/15/12)
Passing Yards	566	by Stephen Morris, Miami (9/29/12)
TD Passes	5	by Stephen Morris, Miami (9/29/12)
Receptions	9	by Justin Hunter, Tennessee (8/31/12)
Receiving Yards	191	by Phillip Dorsett, Miami (9/29/12)
Total Offense	585	by Stephen Morris, Miami (9/29/12)
All-purpose	304	by Giovano Bernard, UNC (10/27/12)
Total TDs	3	by Giovano Bernard, UNC (10/27/12)
Points	18	by Giovano Bernard, UNC (10/27/12)
Punt Average	44.2	by Cass Covey, The Citadel (9/22/12)
Field Goals	3	by Dustin Hopkins, Florida State (10/6/12)
Punt Return Yards	74	by Giovano Bernard, UNC (10/27/12)
Kickoff Return Yards	72	Stefon Diggs, Maryland (10/20/12)
Interception Yards	18	by Byron Moore, Tennessee (8/31/12)
Interceptions	1	nine times

OPPONENT LONG PLAYS

Rush:	67	by Cordarrelle Patterson, Tennessee (8/31/12)
Pass:	72	by Tyler Bray, Tennessee (8/31/12)
Reception:	72	by Zach Rogers, Tennessee (8/31/12)
FG:	49	by Dustin Hopkins, Florida State (10/6/12)
Punt:	60	by Tommy Hibbard, UNC (10/27/12)
Punt Return:	74	by Giovani Bernard, UNC (10/27/12)
Kickoff Return:	35	by Devrin Young, Tennessee (8/31/12)
Interception Return:	18	by Byron Moore, Tennessee (8/31/12)
Fumble Return:	26	Brandon Megee, Miami (9/29/12)



Tennessee 35, NC State 21
 August 31, 2012 - 7:30 p.m
 Georgia Dome - Atlanta, Ga. - 55,529

The Tennessee Volunteers used a strong first quarter to jump out to an early lead against the Wolfpack and never relinquished the lead down the stretch. Tennessee scored 22 of its 35 points in the opening frame as the Pack fell in the Chick-Fil-A Kickoff Game in the Georgia Dome.

Tennessee quarterback Tyler Bray connected with wide receiver Cordarrelle Patterson for the game's first score on a 41-yard pass reception. Patterson would later catch the defense off guard and scamper 67 yards on an end-around run play.

Tony Creecy scored the first touchdown of the game and the season for the Wolfpack, reaching the endzone on a two-yard run in the first quarter.

Redshirt junior receiver Quintin Payton had a breakout game for NC State, catching four passes for 129 yards. Mike Glennon completed 27 passes for 288 yards, including a 5-yard touchdown pass to Bryan Underwood in the fourth quarter.

NC State lead briefly in the contest, 7-6, after Tennessee missed the extra point attempt on the first touchdown. 7-6.

Tennessee quarterback Bray finished the game 27-41 for 333 yards, while also throwing two touchdown passes.

State seemed to take some momentum into halftime after capping off a 67-yard drive with a two-yard touchdown run by James Washington. The touchdown run by Washington was the only score in the second quarter for either team.

The Wolfpack defense came up huge in the second quarter when safety Brandan Bishop forced a fumble near the goal line that was recovered by Rickey Dowdy to deny the Volunteers a score.

SCORING SUMMARY	1	2	3	4	F
Tennessee	22	0	10	3	35
NC State	7	7	0	7	21

- UT - Patterson 41 yd pass from Bray, T. (kick failed), 11:31 in 1st
- NCS - Creecy 2 yd run (Sade kick), 5:15 in 1st
- UT - Rogers 72 yd pass from Bray, T. (Palardy kick), 1:07 in 1st
- UT - Team Safety
- UT - Patterson 67 yd run (Palardy kick), 0:29 in 1st
- NCS - Washington 2 yd run (Sade kick), 3:42 in 2nd
- UT - Neal 8 yd run (Palardy kick), 4:17 in 3rd
- UT - Palardy 20-yard field goal, 1:28 in 3rd
- NCS - Underwood 5 yd pass from Glennon (Sade kick), 13:46 in 4th
- UT - Palardy 34-yard field goal, 1:44 in 4th

TEAM STATISTICS	UT	NCSU
First downs	23	22
Rushes-yards	38-191	32-119
Passing-yards	333	288
Comp-Att-Int	27-41-0	27-48-4
Total Off. Plays-Yds	70-524	80-407
Fumbles-Lost	1-1	3-0
Penalties-Yards	6-35	4-40
Punts-Avg.	5-38.6	4-41.5
Time of Possession	31:47	28:13
3rd Down Conversions	9-19	6-16
4th Down Conversions	0-2	1-3
Red Zone Scores	3-4	3-3

INDIVIDUAL LEADERS

- Rushing - (UT) Lane 9-78
 (NCSU) Greene 11-53
- Passing - (UT) Bray 27-41-333, 2 TD
 (NCSU) Glennon 27-46-288, 1 TD, 4 INT
- Receiving - (UT) Patterson 6-93
 (NCSU) Payton 4-129

NC State 10, Connecticut 7
 September 8, 2012 - 12:00 p.m.
 Rentschler Field - East Hartford, Conn. - 34,202

On a windy day in East Hartford, Conn., defense ruled the day as neither offense was able to get into a rhythm as both teams were limited in the passing game by the wind.

Quarterback Mike Glennon threw a 46-yard touchdown pass to Bryan Underwood in the third quarter, to account for the game's only passing touchdown. Glennon finished the day completing 15 of 30 passes for 204 yards.

Connecticut quarterback Chandler Whitmer also passed for 204 yards, but was intercepted three times by Wolfpack defenders.

Safeties Brandan Bishop and Earl Wolff recorded an interception apiece, while All-America cornerback David Amerson was able to pick off his first pass of the season on a great play as he tipped the ball up into the air and leaped to make the interception.

Senior linebacker Sterling Lucas lead the charge on defense, recording eight tackles in the contest.

UConn scored its lone touchdown of the day on a five-yard run by Lyle McCombs. McCombs rushed for 60 yards on 20 carries in the contest.

State led at halftime by a narrow 3-0 margin, as the Wolfpack offense was unable to get going in the first half, but fortunately for the Pack the defense kept the Huskies' offense from getting significant yardage as well.

Tobias Palmer led the Wolfpack receiving core with five catches for 46 yards, while Payton followed closely behind with three catches for 48 yards, including an impressive 20-yard reception with pass interference called on the play by the defender.

David Amerson came up with a huge pass break-up late in the fourth quarter as UConn attempted to convert on fourth down, but was denied when Amerson deflected the pass to the ground, resulting in a turnover on downs.

SCORING SUMMARY	1	2	3	4	F
NC State	0	3	7	0	10
UCONN	0	0	0	7	7

- NCS - Sade 40-yard field goal, 2:54 in 2nd
- NCS - Underwood 46 yard pass from Glennon (Sade kick), 8:34 in 3rd
- UCONN - McCombs 5 yard run (Christen kick), 7:00 in 4th

TEAM STATISTICS	NCSU	UCONN
First downs	12	11
Rushes-yards	41-54	32-35
Passing-yards	204	204
Comp-Att-Int	15-30-0	15-27-3
Total Off. Plays-Yds	71-258	59-239
Fumbles-Lost	2-1	1-1
Penalties-Yards	8-63	5-26
Punts-Avg.	9-38.6	8-40.5
Time of Possession	32:55	27:05
3rd Down Conversions	6-19	2-12
4th Down Conversions	0-2	0-2
Red Zone Scores	1-1	1-1

INDIVIDUAL LEADERS

- Rushing - (NCSU) Greene 17-48
 (UCONN) McCombs 20-60
- Passing - (NCSU) Glennon 15-30-204, 1 TD
 (UCONN) Whitmer 15-27-204, 3 INT
- Receiving - (NCSU) Palmer 5-46
 (UCONN) Williams 3-59



NC State 31, South Alabama 7
 September 15, 2012 - 6 p.m.
 Carter-Finley Stadium - Raleigh, N.C. - 54,132

Redshirt juniors Quintin Payton and Rashard Smith scored their first career receivers touchdowns in the first half of the contest against South Alabama to help lead the Wolfpack to a 31-7 victory. Smith scored the first touchdown of the game on a 33-yard pass from quarterback Mike Glennon, while Payton scored the last touchdown of the half for the Pack on a 13-yard grab.

Glennon completed 24 of 34 pass attempts for a total of 257 yards and three touchdowns and did not throw an interception. Bryan Underwood reeled in the other touchdown pass, a 44-yarder in the first quarter.

Running back Tony Creecy rushed for 68 yards, including an 11-yard touchdown run in the second period of play.

NC State defense played stellar throughout the game and did not allow the Jaguars to convert on third down, as they finished the game 0 for 11 on third down conversions. South Alabama's quarterback was intercepted twice: by cornerback David Amerson and safety Hakim Jones.

Amerson recorded his second interception in as many games as he ripped the ball away from a South Alabama receiver in the first half.

Sophomore linebacker Brandon Pittman lead the Wolfpack on defense with eight solo tackles. The defense also forced two fumbles, one of which was recovered by linebacker Rickey Dowdy.

South Alabama reached the scoreboard late in the game as quarterback Ross Metheny connected with Jereme Jones for an eight-yard pass completion, resulting in the Jaguars' lone score.

State dominated the time possession column, holding the ball 35:51, while South Alabama was on offense for just 24:09. Third down conversions is one reason for the difference in time of possession as the Pack converted seven third downs and two fourth downs, while the Jaguars were not successful in converting on either.

SCORING SUMMARY	1	2	3	4	F
South Alabama	0	0	0	7	7
NC State	14	14	3	0	31

- NCS - Smith 33-yard pass from Glennon (Sade kick), 9:22 in 1st
- NCS - Underwood 44-yard pass from Glennon (Sade kick), 4:06 in 1st
- NCS - Creecy 11-yard run (Sade kick), 6:52 in 2nd
- NCS - Payton 13-yard pass from Glennon (Sade kick), 2:33 in 2nd
- NCS - Sade 22-yard field goal, 7:36 in 3rd
- USA - Jones 8-yard pass from Metheny (Chapuseaux kick), 5:20 in 4th

TEAM STATISTICS	USA	NCSU
First downs	14	22
Rushes-yards	23-51	43-127
Passing-yards	263	257
Comp-Att-Int	24-36-2	24-34-0
Total Off. Plays-Yds	59-314	77-384
Fumbles-Lost	2-1	1-0
Penalties-Yards	6-60	7-55
Punts-Avg.	7-37.6	6-42.8
Time of Possession	24:09	35:51
3rd Down Conversions	0-11	7-19
4th Down Conversions	0-1	2-2
Red Zone Scores	1-1	3-4

INDIVIDUAL LEADERS

- Rushing - (USA) Baker 7-47
(NCSU) Creecy 15-68
- Passing - (USA) Metheny 14-20-189, 1 TD, 1 INT
(NCSU) Glennon 24-34-257, 3 TD
- Receiving -(USA) Baker 5-55
(NCSU) Payton 5-61

NC State 52, The Citadel 14
 September 22, 2012 - 6:00 p.m.
 Carter-Finley Stadium - Raleigh, N.C. - 55,145

Freshman Shadrach Thornton had a career day playing in his first collegiate game, rushing for 145 yards on 21 carries, while also scoring two touchdowns. NC State scored touchdowns on five of its first six drives to take a 35-point lead into halftime.

Thornton's yardage total was the most for a Pack back in his first career game since Joe McIntosh in 1981 and the most for a freshman since 2005.

Quarterback Mike Glennon accounted for three scores on the day, passing for one and rushing for two. Glennon reached the goal line from the one yard line as time expired in the second quarter after electing to go for it on fourth down. The Wolfpack signal-caller completed 19 of 25 passes for 233 yards.

Punt returner Rashard Smith recorded his first career touchdown off a punt return as he was able to scamper 73 yards for a score in the second quarter. Bryan Underwood reached the endzone for the fourth consecutive game this season, one of the longest streaks in school history.

The NC State defense was able to limit The Citadel's option offense, while only allowing the Bulldogs to convert two of nine attempts on third down and did not allow a fourth down conversion on two attempts. Rodman Noel lead the defense with 8.5 tackles, including one tackle for loss.

The Citadel only passed the ball seven times, but All-American cornerback David Amerson was able to pick one off for his third interception of 2012.

The Wolfpack were without running backs Tony Creecy, Mustafa Greene and James Washington, but were still able to rush for a season-high 284 yards. Four different running backs saw action as Thornton was joined by Brandon Barnes, Jonathan Fisher, and Milton Hall who all rushed for an average of five yards per carry.

SCORING SUMMARY	1	2	3	4	F
The Citadel	7	0	7	7	14
NC State	21	21	0	10	52

- NCS - Thornton 19-yard run (Sade kick), 7:32 in 1st
- CIT - Robinson 65-yard run (Warren kick), 5:45 in 1st
- NCS - Thornton 7-yard run (Sade kick), 4:39 in 1st
- NCS - Underwood 20-yard pass from Glennon (Sade kick), 2:02 in 1st
- NCS - Glennon 2-yard run (Sade kick), 11:15 in 2nd
- NCS - Smith 73-yard punt return (Sade kick), 3:39 in 2nd
- NCS - Glennon 1-yard run (Sade kick), 0:00 in 2nd
- CIT - Miller 15-yard run (Warren kick), 6:10 in 3rd
- NCS - Barnes 6-yard run (Sade kick), 14:52 in 4th
- NCS - Sade 23-yard field goal, 7:17 in 4th

TEAM STATISTICS	Cit	NCSU
First downs	12	27
Rushes-yards	41-199	51-282
Passing-yards	27	233
Comp-Att-Int	4-7-1	19-25-0
Total Off. Plays-Yds	48-226	76-515
Fumbles-Lost	1-1	3-2
Penalties-Yards	4-15	5-37
Punts-Avg.	5-44.2	1-33
Time of Possession	27:13	32:47
3rd Down Conversions	2-9	11-14
4th Down Conversions	0-2	0-0
Red Zone Scores	1-1	7-8

INDIVIDUAL LEADERS

- Rushing - (CIT) Robinson 9-102
(NCSU) Thornton 21-145
- Passing - (CIT) Miller 3-6-24, 1 INT
(NCSU) Glennon 19-24-233, 1 TD
- Receiving -(CIT) Jones 1-16
(NCSU) Payton 5-100



Miami 44, NC State 37
 September 29, 2012 - Noon
 Sun Life Stadium - Miami, Fla. - 38,510

After trailing early in the first half, the Wolfpack roared back to tie the game in the fourth quarter, 37-37, before Miami was able to prevail for the win. Miami quarterback Stephen Morris completed a 62-yard pass to wide receiver Phillip Dorsett, with 0:19 left in the game to go ahead by a touchdown.

The NC State offense exploded in its first ACC contest of the season, compiling 664 yards of total offense, a new school record. Pack running backs Brandon Barnes, Tony Creecy, and Shadrach Thornton combined for 224 rushing yards, while quarterback Mike Glennon passed for 440 yards.

Creecy scored the games' first touchdown on a 1-yard run in the opening quarter, after breaking a 43-yard run the previous play. Creecy reached the endzone for the second time on a 7-yard pass from Glennon in the second quarter.

Glennon finished the day with 24 completions on 42 attempts for 440 yards and also threw four touchdowns. Wide Receiver Bryan Underwood was on the receiving end of two of those four touchdowns, reeling in a four-yard and a 28-yard score. Underwood continued his streak touchdown receptions, tying the school record with five in a row.

The Hurricanes scored 23 points in the opening frame, but were held scoreless in the second quarter as the Pack trailed 23-14 at halftime. The Pack has not allowed a score in the second quarter in 2012.

Niklas Sade connected on a career-long 50-yard field goal with 1:58 remaining in the fourth quarter to knot the score at 37 apiece.

SCORING SUMMARY	1	2	3	4	F
NC State	7	7	7	16	37
Miami	23	0	7	14	44

- NCS - Creecy 1-yard run (Sade kick), 9:32 in 1st
- UM - Hurns 14-yard pass from Morris (Wieclaw kick), 8:40 in 1st
- UM - NC State safety, 8:28 in 1st
- UM - Dorsett 24-yard pass from Morris (Wieclaw kick), 6:52 in 1st
- UM - Scott 76-yard pass (Wieclaw kick), 4:18 in 1st
- NCS - Creecy 7-yard pass from Glennon (Sade kick), 14:56 in 2nd
- NCS - Underwood 4-yard pass from Glennon (Sade kick), 8:14 in 3rd
- UM - Johnson 4-yard run (Wieclaw kick), 0:54 in 3rd
- NCS - Underwood 28-yard pass (Sade kick), 10:23 in 4th
- UM - Scott 13-yard pass from Morris (Wieclaw kick), 8:00 in 4th
- NCS - Smith 6-yard pass from Glennon (Sade kick), 5:43 in 4th
- NCS - Sade 50-yard field goal, 1:58 in 4th
- UM - Dorsett 62-yard pass from Morris (Wieclaw kick), 0:19 in 4th

TEAM STATISTICS	NCS	UM
First downs	30	26
Rushes-yards	46-224	32-85
Passing-yards	440	566
Comp-Att-Int	24-42-2	26-49-1
Total Off. Plays-Yds	88-664	81-651
Fumbles-Lost	5-4	0-0
Penalties-Yards	14-100	4-20
Punts-Avg.	4-40.8	8-40.6
Time of Possession	33:22	26:38
3rd Down Conversions	4-12	6-18
4th Down Conversions	2-2	1-1
Red Zone Scores	4-5	3-5

INDIVIDUAL LEADERS

- Rushing - (NCS) Creecy 19-120
 (UM) Johnson 12-42
- Passing - (NCS) Glennon 24-42-440, 4 TD, 2 INT
 (UM) Morris 26-49-566, 5 TD, 1 INT
- Receiving - (NCS) Palmer 5-94
 (UM) Dorsett 7-191

NC State 17, ^{3/4}Florida State 16
 October 6, 2012
 Carter-Finley Stadium - Raleigh, N.C. - 54,962

With 16 seconds remaining in the game and the Pack facing fourth and goal and down six points to the No. 3 team in the nation, a calm, cool and collected Mike Glennon hit Bryan Underwood in the middle of the endzone to give NC State the victory.

The score capped off a second-half comeback for the Wolfpack, which went into the halftime break down 16-0 and with 68 yards of total offense.

After the break, a staunch Pack defense forced a three-and-out and then Glennon and company mounted a 15-play, 78 yard drive which culminated with a 27-yard Niklas Sade field goal. The teams traded punts and then FSU moved into State territory before freshman Justin Burris picked off E.J. Manuel. The Pack drove 59 yards on seven plays, capped off by a 24-yard catch and run by Shadrach Thornton to put the score at 17-10 after the PAT.

The defense, which would force five punts in the second, came up big again, forcing FSU to punt with just 2:27 left on the clock. End Mike Rose, who was subbing for injured fullback Logan Winkles, slipped sideways between and blocked the pick, giving State the ball at the Seminole 43 yard line.

The following drive will go down as one of the greatest in Wolfpack history. State converted on three fourth downs during the drive, including the winning throw to Underwood - who has now caught a TD pass in six straight games.

It was the Pack's second win over a top 10 team in as many tries (No. 7 Clemson in 2011) and marked the highest ranked squad State has defeated since the No. 2 'Noles left Raleigh with a loss in 1998.

SCORING SUMMARY	1	2	3	4	F
Florida State	3	13	0	0	16
NC State	0	0	3	14	17

- FSU - Hopkins 49-yard field goal, 6:34 in 1st
- FSU - O'Leary 4-yard pass from Manuel (Hopkins kick), 13:53 in 2nd
- FSU - Hopkins 20-yard field goal, 4:07 in 2nd
- FSU - Hopkins 36-yard field goal, 0:28 in 2nd
- NCS - Sade 27-yard field goal, 7:36 in 3rd
- NCS - Thornton 24-yard pass from Glennon (Sade kick), 13:47 in 4th
- NCS - Underwood 2-yard pass from Glennon (Sade kick), 0:16 in 4th

TEAM STATISTICS	NCS	UM
First downs	16	21
Rushes-yards	36-125	27-66
Passing-yards	218	259
Comp-Att-Int	17-30-1	30-55-1
Total Off. Plays-Yds	66-343	82-325
Fumbles-Lost	1-0	0-0
Penalties-Yards	5-59	4-39
Punts-Avg.	7-35.3	7-43.0
Time of Possession	29:14	30:46
3rd Down Conversions	3-15	5-18
4th Down Conversions	0-0	3-4
Red Zone Scores	3-4	2-2

INDIVIDUAL LEADERS

- Rushing - (FSU) Thompson 25-141
 (NCS) Creecy 14-34
- Passing - (FSU) Manuel 17-29-218, 1 TD, 1 INT
 (NCS) Glennon 30-55-259, 2 TD, 1 INT
- Receiving - (FSU) Greene 6-60
 (NCS) Creecy 7-38, Payton 6-79



NC State 20, Maryland 18

October 20, 2012

Byrd Stadium - College Park, Md. - 40,217

NC State kicker Niklas Sade drilled a 43-yard field goal with 32 seconds remaining in the game, but it almost wasn't the game-winner. Maryland drove 60 yards in five plays and lined up for a winning field goal of their own with two seconds left. That kick hit the left upright, giving the Pack its first victory at Byrd Stadium since 2004.

Sade's kick was set up by a 10-play drive gaining 54 yards, and highlighted by a 14-yard completion from Mike Glennon to Rashard Smith. Smith made a tough catch near the sideline and was able to keep one foot in play, before his momentum carried him out of bounds. The play was reviewed by the officials, but the ruling of a complete catch was upheld.

Fullback Logan Winkles sparked the scoring offense for the Pack, reeling in a 25-yard pass from Glennon early in the second quarter, after State was held scoreless in the opening frame. Glennon finished with day with 23 completions on 47 attempts for 307 yards and two touchdowns.

Sade added a 21-yard field goal midway through the second quarter as the Wolfpack led 10-3 at halftime.

Maryland starting quarterback Perry Hills left the game in the second quarter with an injury, and three other signal callers would come in over the course of the game. Backup QB Devin Burns, an option-style QB, threw for 47 yards and ran for another 50.

Wide receiver Bryan Underwood reached the endzone for the seventh consecutive game, breaking wide open and scoring on a 68-yard pass from Glennon. Underwood finished the game with six catches for 134 yards, career highs in both categories.

Senior safety Earl Wolff led the defensive charge with 17 tackles, including 10 solo tackles. Cornerback David Amerson picked off his fourth pass of the season and appeared to return it for a touchdown, but the touchdown was called back due to an illegal block in the back.

SCORING SUMMARY	1	2	3	4	F
NC State	0	10	7	3	20
Maryland	3	0	12	3	18

MD - Craddock 36-yard field goal, 8:50 in 1st
 NCS - Winkles 25-yard pass from Glennon (Sade kick), 11:16 in 2nd
 NCS - Sade 21-yard field goal, 5:53 in 2nd
 MD - Brown 1-yard run (Craddock kick failed), 7:40 in 3rd
 NCS - Underwood 68-yard pass from Glennon, 7:26 in 3rd
 MD - Burns 2-yard run (Burns pass failed), 3:33 in 3rd
 MD - Craddock 48-yard field goal, 13:39 in 4th
 NCS - Sade 43-yard field goal, 0:32 in 4th

TEAM STATISTICS	NCS	UM
First downs	17	22
Rushes-yards	26-40	54-206
Passing-yards	307	256
Comp-Att-Int	23-47	17-27-1
Total Off. Plays-Yds	73-347	81-462
Fumbles-Lost	0-0	1-1
Penalties-Yards	9-60	8-75
Punts-Avg.	9-33.3	8-38.5
Time of Possession	24:46	35:14
3rd Down Conversions	7-19	6-16
4th Down Conversions	0-1	0-0
Red Zone Scores	1-1	3-4

INDIVIDUAL LEADERS

Rushing - (NCS) Creecy 17-39
 (MD) Brown 25-121
 Passing - (NCS) Glennon 23-47-307, 2 TD
 (MD) Hills 12-20-159, 1 INT
 Receiving - (NCS) Underwood 6-134
 (MD) Diggs 6-61

North Carolina 43, NC State 35

October 27, 2012

Kenan Stadium - Chapel Hill, N.C. - 40,217

Mike Glennon threw for a career-high 467 yards and five TDs, but it wasn't enough as the Wolfpack fell to UNC, 43-35, after Gio Bernard returned a punt 74 yards for a touchdown with 13 seconds left in the contest. The loss ended a five year win streak and also served as the first loss for the Pack to UNC under head coach Tom O'Brien.

The Heels jumped out to an early 15-0 lead after scoring on their first two possessions, but the Pack responded with a nine play drive capped off by a 32-yard touchdown pass from Glennon to freshman Charlie Hedgedus for his first career score, to trim the lead to 15-7. Glennon later connected with Rashard Smith on a 30-yard touchdown strike to make the score 25-14, before the end of the first quarter.

State would hold UNC scoreless during the second period and took a 28-25 lead into halftime. Senior Tobais Palmer scored for the first time this season, running past the defensive coverage and reeled in an 83 yard pass midway through the second quarter. Palmer finished the game with five receptions for 119 yards.

Sophomore Bryan Underwood extended his streak of consecutive games with a touchdown catch to eight, when he and Glennon hooked up on a 20 yard pass at the start of the second quarter. Underwood would reach the end zone for his second score of the day when he caught a 55 yard pass from Glennon with 39 seconds remaining in the third quarter, putting the Wolfpack in front 35-25.

Cornerback C.J. Wilson intercepted a Renner pass in the end zone for a touchback and also caused and recovered a fumble, returning it 14 yards. Safety Brandan Bishop led the defense in tackles with 14, eight of which were solo.

In the end it was Bernard who was the difference. In addition to his final return for a touchdown, he rushed for 135 yards and two TDs and gained another 95 yards on eight receptions.

SCORING SUMMARY	1	2	3	4	F
NC State	14	14	7	0	35
North Carolina	25	0	0	18	43

UNC - Bernard 8-yard run (Barth kick), 13:19 in 1st
 UNC - Highsmith 45-yard run (Tabb pass from Hibbard), 11:00 in 1st
 NCS - Hedgedus 32-yard pass from Glennon (Sade kick), 6:35 in 2nd
 UNC - Barth 45-yard field goal, 3:42 in 1st
 UNC - Bernard 1-yard run (Barth kick), 1:24 in 1st
 NCS - Smith 30-yard pass from Glennon (Sade kick), 0:26 in 1st
 NCS - Underwood 20-yard pass from Glennon (Sade kick), 11:35 in 2nd
 NCS - Palmer 83-yard pass from Glennon (Sade kick), 6:49 in 2nd
 NCS - Underwood 55-yard from Glennon (Sade kick), 0:39 in 3rd
 UNC - Tapley 3-yard pass from Renner (Barth kick), 10:23 in 4th
 UNC - Barth 34-yard field goal, 1:24 in 4th
 UNC - Bernard 74-yard punt return (Tabb pass from Hibbard), 0:13 in 4th

TEAM STATISTICS	NCS	UNC
First downs	24	24
Rushes-yards	31-67	39-212
Passing-yards	467	358
Comp-Att-Int	29-52-2	30-47-1
Total Off. Plays-Yds	83-534	86-570
Fumbles-Lost	5-2	1-1
Penalties-Yards	8-59	5-44
Punts-Avg.	9-41.1	9-41.2
Time of Possession	31:02	28:18
3rd Down Conversions	8-19	4-16
4th Down Conversions	0-1	0-0
Red Zone Scores	1-2	4-5

INDIVIDUAL LEADERS

Rushing - (NCS) Creecy 14-66
 (UNC) Bernard 23-135
 Passing - (NCS) Glennon 29-52-467, 5 TD, 2 INT
 (UNC) Renner 30-47-358, 1 TD, 1 INT
 Receiving - (NCS) Underwood 6-118, Palmer 5-119
 (UNC) Bernard 8-95



72 ZACH ALLEN
Offensive Guard
6-3 ... 328 ... RS - Senior
Tifton, Ga ... Tift Co.

- ✓ Suffered a foot injury in the Miami game and will miss the remainder of the season.
- ✓ Earned the highest coach's grade on the offensive line in each of the first two games of 2012.
- ✓ Was starting for the third straight year, he had gotten the nod in 30 straight games.

2012 Allen Game by Game Stats

Opponent	PI	Sk	KD	Dom
*Tennessee	79	0		
*@ Conn	71	0		
*S. Alabama	74	0		
*Citadel	59	0		
*@ Miami	24	0		

Allen Career Stats

Year	GP-GS	Ply	Sk	KD	Dom
2009	11-0	207	1	NA	NA
2010	13-13	969	3	NA	NA
2011	13-13	916	2	NA	NA
2012	5-5	307	0	13	4
Totals	42-31	2,399	6	NA	NA

1 DAVID AMERSON
Cornerback
6-3 ... 194 ... Junior
Greensboro, N.C. ... Dudley HS

- ✓ Has four INTs in 2012, he picked off his 17th career pass in the win at Maryland to set the school career record.
- ✓ Leads the ACC in interceptions this week, he is tied for seventh nationally.
- ✓ Field corner who set the ACC and NC State single-season record for interceptions with 13 last season, that mark led the nation by five and ties for second in FBS history.
- ✓ NC State is 11-2 when Amerson records an interception.
- ✓ Named an honorable mention Jim Thorpe defensive back of the week for his performance against Connecticut.
- ✓ A Walter Camp and ESPN first-team All-American, he also won second-team honors from Sports Illustrated, the Associated Press, Yahoo, CBSSports.com, Rivals, Phil Steele. Also a first-team All-ACC performer.
- ✓ The winner of the 2011 Jack Tatum Award, which is given to the nation's top defensive back and one of three finalists for the Thorpe Award.

2012 Amerson Game by Game Stats

Opponent	PI	Ht	Ast	Tot	PBU	INT	CF/RF
*Tennessee	75	6	2	8	1		
*@ Conn	64	2	0	2	1	1-0	
*S. Alabama	51	3	0	3		1-0	
*Citadel	47	2	2	4		1-0	
*@ Miami	65	2	0	2			
*Florida St.	66	5	0	5			
*@ Maryland	87	3	1	4	1	1-27	
*@ UNC	87	4	2	6			

Amerson Career Stats

Year	GP-GS	PI	Hit	Ast	Tot	PBU	CF/RF	INT
2010	13-9	640	39	11	50	1	1/0	0-0
2011	13-13	866	44	15	59	5	0/0	13-205
2012	7-7	542	27	7	34	3	0/0	4-27
Totals	33-29	2,048	110	33	143	9	1/0	17-232

9 BRANDON BARNES
Halfback
6-0 ... 209 ... RS - Senior
Bunn, N.C. ... Bunn

2012 Barnes Game by Game Stats

Opponent	PI	Att	Yds	TD	LG	Rec	Yds
Tennessee	Special Teams Only						
@ Conn	Did Not Play						
S. Alabama	21	13	10	0	6	2	5
Citadel	19	8	47	1	15	3	42
@ Miami	8	7	44	0	11	1	13
Florida St.	Did Not Play						
@ Maryland	Did Not Play						
@ UNC	Did Not Play						

Barnes Career Stats

Year	GP-GS	PI	Rush	Yds	TD	LG	Rec-Yds	TD	LG
2009	3-0	52	25	79	1	19	1-18	0	18
2011	2-0	9	3	10	0	7	0-0	-	-
2012	3-0	48	28	101	1	6	6-60	0	13
Totals	8-0	107	56	180	2	19	7-78	0	18

36 WIL BAUMANN
Punter
6-4 ... 185 ... Sophomore
Wilmington, N.C. ... Hoggard

- ✓ Tied a career high with nine punts in the win at UConn - despite crazy winds and rain, he placed three inside the 20. Also had nine in the loss at UNC.
- ✓ Ranked eighth in the ACC this week with a 40.4 yard average.
- ✓ One of only six true freshmen in the FBS ranks who started at punter last season.
- ✓ Finished his freshman campaign ranked third in the ACC in punts placed inside the 20 yard line with 21 for the season.

2012 Bauman Game by Game Stats

Opponent	Punt	Yds	Avg	LG	TB	FC	I20	BK
*Tennessee	4	166	41.5	45	0	4	1	0
*@ Conn	9	347	38.6	46	1	4	3	0
*S. Alabama	6	257	42.8	49	1	2	0	0
*Citadel	1	33	33.0	33	0	1	0	0
*@ Miami	4	163	40.8	48	0	3	2	0
*Florida St.	7	301	43.0	50	1	3	1	0
*@ Maryland	8	303	37.9	60	0	4	3	0
*@ UNC	9	370	41.1	52	0	4	1	0

Baumann Career Stats

Year	GP-GS	Punt	Yds	Avg	LG	TB	FC	I20	Blk
2011	13-12	65	2,438	37.5	62	3	31	21	1
2012	8-8	48	1,940	40.4	60	3	25	11	1
Totals	21-20	113	4,378	38.7	62	6	56	32	3



30 BRANDAN BISHOP

Safety
6-2 ... 210 ... Senior
Boca Raton, Fla. ... Boca Raton

- ✓ Ranks second on the team in tackles with 74 - he led the team in stops with 10 against The Citadel, Miami and Florida State and with a career-high 14 vs. UNC.
- ✓ Tied for fifth in the ACC in forced fumbles this season with two.
- ✓ Ranks fifth among all returning ACC players in games started, he is the most experienced member of the Pack's established defensive secondary in terms of starts with 41 and with 2,425 career snaps to his credit.
- ✓ Has intercepted nine passes in his career, with one more he will rank sixth in NC State history.

2012 Bishop Game by Game Stats

Opponent	PI	Ht	Ast	Tot	TFL-Yd	PBU	CF/RF	Int
*Tennessee	75	8	2	10	1-2		1/0	
*@ Conn	64	3	4	7			1/0	1-0
*S. Alabama	60	5	1	6				
*Citadel	47	8	2	10	1-2			
*@ Miami	83	7	3	10		1		
*Florida State	66	8	2	10				
*@ Maryland	87	6	1	7	1-3	2		
*@ UNC	87	13	1	14				

Bishop Career Stats

Year	GP-GS	PI	Hit	Ast	Tot	TFL-YD	PBU	CF/RF	INT
2009	11-8	354	32	9	41	1-1	2	0/0	0-0
2010	13-12	750	40	24	64	1-0	3	1/0	4-54
2011	13-13	752	60	39	99	2-3	0	1/3	5-53
2012	8-8	569	58	16	74	3-7	3	2/0	1-0
Totals	45-41	2,425	190	88	278	7-11	8	4/3	10-107

89 BENSON BROWNE

Tight End
6-5 ... 246 ... RS - Freshman
Cincinnati, Ohio. ... Walnut Hills HS

Browne Game by Game Stats

Opponent	PI	Rec	Yds	TD	LP
Tennessee					Special Teams Only
@ Conn					Special Teams Only
S. Alabama	4	0	0	0	-
Citadel	7	0	0	0	-
@ Miami					Special Teams Only
Florida St.					Special Teams Only
@ Maryland					Special Teams Only
@ UNC					Special Teams Only

Browne Career Stats

Year	GP-GS	PI	Rec	Yds	TD	LP
2012	8-0	11	0	0	0	-

76 DEYLAN BUNTYN

Defensive Tackle
6-4 ... 330 ... Junior
Havelock, N.C. ... Havelock HS
New Mexico Military Institute

- ✓ Signed his letter of intent with the Pack in late December of 2011, and enrolled for the 2012 spring semester, he will have three years to play two seasons.

2012 Buntyn Game by Game Stats

Opponent	PI	Ht	Ast	Tot	TFL	Sk	QP	CF/RF
Tennessee	4	0	0	0				
@ Conn	14	0	0	0				

Buntyn Career Stats

Year	GP-GS	PI	Ht	Ast	Tot	TFL	Sk	QP	CF/RF	Int
2012	2-0	18	0	0	0	0	0	0	0	0

11 JUSTON BURRIS

Cornerback
6-1 ... 185 ... RS - Freshman
Raleigh, N.C. ... Broughton

- ✓ Started his first career game in the win over No. 3 Florida State, he intercepted his first career pass in the third quarter to set up the Pack's first touchdown of the night.
- ✓ Also got the nod at UNC.
- ✓ Talented young player who usually comes in on third-down and nickel situations.

2012 Burris Game by Game Stats

Opponent	PI	Ht	Ast	Tot	TFL	PBU	QP	INT
Tennessee	63	7	1	8			1	
@ Conn	12	0	0	0				
S. Alabama	34	5	0	5			1	
Citadel	3	1	0	1				
@ Miami	17	1	0	1				
*Florida State	36	2	1	3		2		1-11
@ Maryland	64	3	1	4		1		
*@ UNC	24	2	1	3				

Burris Career Stats

Year	GP-GS	PI	Hit	Ast	Tot	PBU	CF/RF	INT
2012	8-2	253	21	4	25	5		1-11

14 JARVIS BYRD

Cornerback
5-11 ... 186 ... RS - Junior
Pahokee, Fla. ... Pahokee

- ✓ A projected starter for 2011 who suffered a second torn ACL in summer workouts and missed the entire season.
- ✓ In 2010, started the Clemson, Virginia Tech and North Carolina games at boundary corner before suffering a torn ACL versus the Tar Heels.

2012 Byrd Game by Game Stats

Opponent	PI	Ht	Ast	Tot	TFL	PBU	QP	CF/RF
Tennessee	4	0	0	0				
S. Alabama	2	0	0	0				



Citadel 3 0 0 0
 @ UNC Special Teams Only

Byrd Career Stats										
Year	GP-GS	PI	Hit	Ast	Tot	TFL-YD	PBU	INT	CF/RF	
2009	5-3	204	14	4	18				1/0	
2012	4-0	9	0	0	0	0	0	0	0	
Totals	9-3	213	14	4	18					

87 MARIO CARTER

Tight End

6-4 ... 262 ... RS - Senior

Pittsburgh, Pa. ... Independence

✓ Pulled down a career-high five catches in the season opener.

2012 Carter Game by Game Stats						
Opponent	PI	Rec	Yds	TD	LG	
*Tennessee	47	5	46	0	17	
*@ Conn	45	0	0	0	-	
*S. Alabama	34	2	14	0	9	
*Citadel	36	2	21	0	13	
*@ Miami	56	2	28	0	20	
*Florida State	27	1	2	0	2	
*@ Maryland	19	3	22	0	11	
*@ UNC	42	3	31	0	14	

Carter Career Stats							
Year	GP-GS	PI	Rec	Yds	TD	LP	
2010	12-0	58	1	14	0	14	
2011	13-2	222	9	84	1	23	
2012	8-8	306	18	164	0	20	
Totals	33-10	586	28	262	1	23	

92 DARRYL CATO-BISHOP

Defensive End

6-4 ... 281 ... RS - Junior

Roxbury, Mass. ... Lawrence Academy

✓ Starting end who also saw action at tackle last season, the coaching staff has called him one of the leaders on the defense this season.

2012 Cato-Bishop Game by Game Stats									
Opponent	PI	Ht	Ast	Tot	TFL	Sk	QP	CF/RF	
*Tennessee	60	2	0	2	1-3			3	
*@ Conn	52	1	0	1				1	
*S. Alabama	44	2	2	4	1.5-5	0.5-3	1	1/0	
*Citadel	29	1	0	1				2	
*@ Miami	53	1	3	4	1-17	1-17			
*Florida State	52	1	0	1				1	
*@ Maryland	72	3	1	4	1-2	1-2		3	
*@ UNC	78	4	2	6	1-11	1-11		3	

Cato-Bishop Career Stats										
Year	GP-GS	PI	Ht	Ast	Tot	TFL	Sk	QP	CF/RF	Int
2010	13-0	179	7	3	10	1-4		6	0/1	0-0
2011	13-9	528	21	5	26	5-33	5-33	11	1/0	1-2
2012	8-8	440	15	8	23	5.5-38	3.5-33	13	1/0	0-0
Totals	34-17	1,147	43	16	59	11.5-75	8.5-76	30	2/1	1-2

74 TYSON CHANDLER

Offensive Tackle

6-6 ... 340 ... RS - Sophomore

N. Plainfield, N.J. ... N. Plainfield/Fork Union

✓ Young player who was the backup at right tackle in the season opener, he started the next three games at left tackle after an injury to starter Rob Crisp and then has started at right tackle in the last four contests due to another injury.

2012 Chandler Game by Game Stats			
Opponent	PI	Sk	KD
Tennessee	8	0	0
*@ Conn	70	2	
*S. Alabama	75	2	0
*Citadel	59	1	
*@ Miami	89		
*Florida St.	85	0	
*@ Maryland	76	0	
*@ UNC	86	0	

Chandler Career Stats			
Year	GP-GS	Ply	Sk
2011	12-0	18	0
2012	8-7	548	5
Totals	20-7	566	5

43 RYAN CHEEK

Linebacker

6-1 ... 231 ... RS - Junior

Lancaster, Ohio ... Lancaster

2012 Cheek Game by Game Stats									
Opponent	PI	Ht	Ast	Tot	TFL	PBU	QP	CF/RF	
Tennessee	Special Teams Only								
@ Conn	Special Teams Only								
S. Alabama	2	0	0	0					
Citadel	3	3	0	3					
@ Miami	Special Teams Only								
Florida State	Special Teams Only								
@ Maryland	Special Teams Only								
@ UNC	Special Teams Only								

Cheek Career Stats					
Year	GP-GS	PI	Hit	Ast	Tot
2010	8-0	4	0	1	1
2011	13-0	19	3	4	7
2012	8-0	5	3	0	3
Totals	27-0	28	6	5	11

62 DURAN CHRISTOPHE

Offensive Guard

6-6 ... 302 ... RS - Junior

New Orleans, La. ... Woodstock (Ga.)

✓ Started at left guard for every game of the 2011 regular season, he started at that spot versus Miami and Florida State. Has started at right guard in the last two contests.



- √ He and his wife Lisette have a son and operate a deli near NC State's campus
- √ Hails from New Orleans, his family relocated to Georgia following Hurricane Katrina.

2012 Christophe Game by Game Stats

Opponent	PI	Sk	KD
Tennessee	16	0	0
@ Conn	3	0	
S. Alabama	6	0	0
Citadel	19	0	
*@ Miami	88	0	
*Florida St.	85	1	
*@ Maryland	75	0	
*@ UNC	85	1	

Christophe Career Stats

Year	GP-GS	PI	Sk
2010	9-1	228	0
2011	13-12	704	1
2012	8-4	377	2
Totals	30-17	1309	3

96 SYLVESTER CRAWFORD

Defensive End

6-4 ... 240 ... RS - Junior

Charlotte, N.C. ... Northside Christian Academy

2012 Crawford Game by Game Stats

Opponent	PI	Ht	Ast	Tot	TFL	PBU	QP	CF/RF
Tennessee	9	0	0	0				
S. Alabama	2	0	0	0				
Citadel	1	0	0	0				

Crawford Career Stats

Year	GP-GS	PI	Hit	Ast	Tot	CF/RF
2011	9-0	70	3	0	3	1/0
2012	3-0	12	0	0	0	0/0
Totals	12-0	82	3	0	3	1/0

26 TONY CREECY

Halfback

6-0 ... 196 ... RS - Sophomore

Durham, N.C. ... Southern

- √ Starting tailback in six of the seven games he played in this season.
- √ Leads the team with 385 rushing yards.
- √ Missed the Citadel contest with an injury.
- √ Posted his first 100+ yard rushing outing at Miami with 120 yards.

2012 Creecy Game by Game Stats

Opponent	PI	Rsh	Yds	TD	Lg	Rec-Yd	TD	LG
*Tennessee	25	10	48	1	16	1-0	0	1
@ Conn	12	6	14	0	8	2-6	0	6
*S. Alabama	42	15	68	1	13	5-28	0	12
Citadel	Did Not Play - Injured							
*@ Miami	40	19	120	1	43	3-16	1	8
*Florida State	48	14	34	0	8	7-38	0	13
*@ Maryland	56	17	35	0	6	1-(3)	0	(3)
*@ UNC	56	14	66	0	14	3-23	0	15

Creecy Career Stats

Year	GP-GS	PI	Rush	Yds	TD	LG	Rec-Yds	TD	LG
2011	12-0	265	103	401	1	27	25-157	3	20
2012	7-6	279	95	385	3	43	22-109	1	13
Totals	19-6	544	198	786	4	43	47-266	4	20

78 ROB CRISP

Offensive Tackle

6-7 ... 312 ... Junior

Raleigh, N.C. ... Athens Drive

- √ The starting left tackle heading into the season, he injured his lower back in the season opener versus Tennessee and missed the next five contests. Back in action in the win at Maryland.
- √ Started the first collegiate game in which he played in 2010 at LT, but played on the right side last season.
- √ A five-star recruit coming out of high school

2012 Crisp Game by Game Stats

Opponent	PI	Sk	KD
*Tennessee	66	0	0
*@ Maryland	63	0	
*@ UNC	85	0	

Crisp Career Stats

Year	GP-GS	PI	Sk
2010	13-1	122	1
2011	13-2	413	0
2012	3-3	214	0
Totals	29-6	749	1

34 RICKEY DOWDY

Linebacker

6-2 ... 240 ... RS - Junior

High Point, N.C. ... High Point

- √ Leads the Pack with nine tackles for loss - tied for sixth in the ACC.
- √ In his first year as a starter and even as a regular player. He has been a very 'consistent' player this season according to defensive coordinator Mike Archer.
- √ Tied for second in the ACC in fumbles recovered with two.
- √ Had played one snap from scrimmage in his entire career before seeing action in 58 plays as a starter against Tennessee.

2012 Dowdy Game by Game Stats

Opponent	PI	Ht	Ast	Tot	TFL	Sk	PBU	QP	CF/RF
*Tennessee	58	5	2	7	1-3			2	0/1
*@ Conn	65	6	1	7	1-5	1-5			
*S. Alabama	57	4	2	6	2-3	0.5-2		2	0/1
*Citadel	46	4	4	8	1-1				
*@ Miami	78	4	4	8	1-2			1	
*Florida State	66	6	3	9	2-3	1-2		1	
*@ Maryland	88	3	7	10	1-3				
*@ UNC	90	8	3	11				1	

Dowdy Career Stats

Year	GP-GS	PI	Hit	Ast	Tot	TFL	Sk	PBU	QP	CF/RF
2010	1-0	1	0	0	0	0-0	0-0	0	0	0/0
2012	8-8	548	40	26	66	9-20	2.5-9	0	7	0/2
Totals	9-8	549	40	26	66	9-20	2.5-9	0	7	0/2



65 A.J. FERGUSON
Defensive Tackle
6-3 ... 281 ... Junior
Southport, N.C.... S. Brunswick

2012 Ferguson Game by Game Stats

Opponent	Pl	Ht	Ast	Tot	TFL	PBU	QP	CF/RF
Tennessee	Did Not Play							
@ Conn	Did Not Play							
S. Alabama	19	1	1	2	1-5	1-5		
Citadel	21	1	1	2				
@ Miami	23	0	0	0				
Florida State	2	0	0	0				
@ Maryland	14	2	0	2				
@ UNC	9	0	0	0				

Ferguson Career Stats

Year	GP-GS	Pl	Ht	Ast	Tot	TFL	Sk	QP
2010	3-0	33	1	1	2			
2011	7-0	104	4	3	7	1-2	1-2	
2012	6-0	88	4	2	6	1-5	1-5	
Totals	16-0	225	9	6	15	2-7	2-7	

13 HAKEEM FLOWERS
Wide Receiver
6-3 ... 182 ... RS - Freshman
Simpsonville, S.C. ... Wade Hampton

2012 Flowers Game by Game Stats

Opponent	Pl	Rec	Yds	TD	LG
Tennessee	4	0	0	0	-
@ Conn	3	0	0	0	-
S. Alabama	17	0	0	0	-
Citadel	16	0	0	0	-
@ Miami	10	0	0	0	-
Florida St.	1	0	0	0	-
@ Maryland	Did Not Play				
@ UNC	1	0	0	0	-

Flowers Career Stats

Year	GP-GS	Pl	Rec	Yds	TD	LP
2012	7-0	52	0	0	0	-

50 CAMERON FORDHAM
Offensive Guard/Center
6-3 ... 281 ... RS - Sophomore
Duluth, Ga. ... Northview/LSU

- √ Started the first game of his career, at right guard, in the win over No. 3 Florida State.
- √ Transferred to NC State from LSU in 2011, the NCAA granted a waiver that made him eligible to compete just a few games into the season.

2012 Fordham Game by Game Stats

Opponent	Pl	Sk	KD
Tennessee	3	0	0
@ Conn	Did Not Play		

S. Alabama	6	0	0
Citadel	18	1	
@ Miami	31	0	
*Florida St.	36	0	
@ Maryland	Did Not Play		
@ UNC	Did Not Play		

Fordham Career Stats

Year	GP-GS	Ply	Sk
2011	2-0	27	0
2012	5-1	94	1
Totals	7-1	121	1

98 McKAY FRANDSEN
Defensive End
6-3 ... 255 ... Senior
American Fork, Utah ... American Fork/Snow College

- √ An Academic All-ACC selection in 2011.
- √ Served an LDS mission to Anchorage, Alaska.
- √ Married, his wife's name is Kirsti.

2012 Frandsen Game by Game Stats

Opponent	Pl	Ht	Ast	Tot	TFL	PBU	QP	CF/RF
Tennessee	23	0	0	0				
@ Conn	20	1	0	1				
S. Alabama	19	0	1	1				1
Citadel	15	0	0	0				
@ Miami	20							1
Florida St.	17	0	0	0				1
@ Maryland	18	1	1	2	1-1			
@ UNC	17	1	0	1				

Frandsen Career Stats

Year	GP-GS	Pl	Ht	Ast	Tot	TFL	Sk	QP
2011	12-1	248	10	5	15	0-0	0-0	6
2012	8-0	149	3	2	5	1-1	0-0	3
Totals	20-1	397	13	7	20	1-1	0-0	9

49 ZACH GENTRY
Linebacker
6-0 ... 204 ... Senior
Raleigh, N.C. ... Leesville Road

- √ Former walk-on who earned a scholarship heading into his senior campaign.
- √ Older brother, Taylor Gentry, was Pack's starting fullback in 2008-10 and younger sister Caroline Gentry is a freshman on the women's soccer team. Mother was a majorette.

2012 Gentry Game by Game Stats

Opponent	Pl	Ht	Ast	Tot	TFL	PBU	QP	CF/RF
Tennessee	Special Teams Only							
@ Conn	Special Teams Only							
S. Alabama	0	0	1	1				
Citadel	3	0	1	1				
@ Miami	Special Teams Only							
Florida State	Special Teams Only							
@ Maryland	0	2	0	2				
@ UNC	0	1	0	1				



Gentry Career Stats

Year	GP-GS	PI	Ht	Ast	Tot
2010	13-0	0	8	7	15
2011	13-0	0	8	7	15
2012	8-0	3	3	2	5
Totals	34-0	3	19	16	35

8 MIKE GLENNON

Quarterback

**6-6 ... 232 ... RS - Graduate
Centreville, Va. ... Westfield**

- √ Leads the ACC in passing yards this week with 306.9 yards per game (13th nationally), fifth in total offense.
- √ Has passed for 2,455 yards this season - that mark would rank 11th in school history and there are four regular season games left to play.
- √ Ranks fourth in school history in career TD throws with 51, fifth in passing yards with 5,835, fourth in completions with 507 and fourth in attempts with 835.
- √ Passed for 440 yards in the loss at Miami - the fifth-highest single-game tally in school history. Topped that with 467 yards at UNC - now the fifth-best mark in school history.
- √ Ranks fifth in NC State history in total offense with 5,625 yards.
- √ Career completion percentage of .607 is the third-best mark in school history while his career passing efficiency mark of 134.06 ranks fourth.
- √ Graduated from NC State in May of 2011 with a degree in business administration, he was named an Academic All-ACC performer.
- √ Will earn his master's degree in December of 2012.
- √ Attended the Manning Passing Academy in the summer of 2012.
- √ Brother, Sean, played quarterback at Virginia Tech from 2004-08, his maternal grandfather and great-grandfather, Paul Short, played football at Lehigh.

2012 Glennon Game by Game Stats

Opponent	PI	Att-Cmp	Yds	Int	TD	Lg	Rush-Yds	TD	Tot Off
*Tennessee	81	27-46	288	4	1	49	6-6	0	294
*@ Conn	73	15-30	204	0	1	46	8-(23)	0	181
*S. Alabama	72	24-34	257	0	3	44	5-(10)	0	247
*Citadel	59	19-24	233	0	1	43	6-(8)	2	225
*@ Miami	88	24-42	440	2	4	73	2-(19)	0	421
*Florida St.	86	30-55	259	1	2	24	2-3	0	262
*@ Maryland	75	23-47	307	0	2	68	2-(15)	0	292
*@ UNC	84	29-52	467	2	5	83	6-(28)	0	439

Glennon Career Stats

Year	GP-GS	Ply	Cmp-Att-Int	Pct.	Yds	TD	Lg	Att-Yds-TD	Eff.
2009	7-0	75	24-39-2	.615	248	1	24	3-(9)-0	113.16
2010	3-0	25	9-13-0	.692	78	0	17	1-3-0	119.63
2011	13-13	911	283-453-12	.625	3,054	31	87	51-(110)-1	136.39
2012	8-8	618	191-330-9	.579	2,455	19	83	37-(64)-2	133.92
Totals	31-21	1,629	507-835-23	.607	5,835	51	87	92-(180)-3	134.06

70 CARLOS GRAY

Defensive Tackle

**6-4 ... 321 ... RS - Freshman
Pinson, Ala. ... Pinson Valley/Oak Ridge**

- √ Missed the UConn and South Alabama games with an injury.
- √ Earned his first career start vs. Miami.

- √ Red-shirted the 2011 season and did not participate in spring drills.

2012 Gray Game by Game Stats

Opponent	PI	Ht	Ast	Tot	TFL	PBU	QP	CF/RF
Tennessee	4	0	0	0				
@ Conn	Did Not Play - Injured							
S. Alabama	Did Not Play - Injured							
Citadel	19	3	1	4				
*@ Miami	32	1	0	1				
Florida St.	10	0	0	0				
@ Maryland	14	0	0	0			1	
@ UNC	4	0	0	0				

Gray Career Stats

Year	GP-GS	PI	Ht	Ast	Tot	TFL	Sk	QP
2012	6-0	83	4	1	5			1

84 CHARLIE HEGEDUS

Wide Receiver

**6-2 ... 195 ... Freshman
Marietta, Ga. ... Lassiter HS**

- √ Caught his first career touchdown at UNC.
- √ Only true freshman to see action in the season opener.

2012 Hegedus Game by Game Stats

Opponent	PI	Rec	Yds	TD	LG
Tennessee	20	1	7	0	7
@ Conn	19	1	11	0	11
S. Alabama	12	0	0	0	-
Citadel	15	0	0	0	-
@ Miami	19	0	0	0	0
Florida St.	15	1	6	0	6
@ Maryland	15	2	14	0	9
@ UNC	14	1	32	1	32

Hegedus Career Stats

Year	GP-GS	PI	Rec	Yds	TD	LG
2012	8-0	129	6	70	1	32

25 DONTAE JOHNSON

Cornerback

**6-3 ... 190 ... Junior
Pennington, N.J. ... Pennington Prep
Pronunciation: don TAY**

- √ Moved to cornerback in the preseason after playing safety last year.
- √ He and David Amerson are the tallest pair of starting CBs in the country.
- √ Defensive coordinator Mike Archer calls him "one of the most intelligent guys on the defense."
- √ Had a huge game in the win over No. 3 Florida State, with six tackles and a 15-yard sack.

2012 Johnson Game by Game Stats

Opponent	PI	Ht	Ast	Tot	TFL	SK	PBU	QP	CF/RF	Int
*Tennessee	79	4	4	8						
@ Conn	64	4	1	5			1			
*S. Alabama	58	5	1	6						
*Citadel	47	0	0	0						
*@ Miami	72	4	1	5	1-2					



*Florida St.	66	5	1	6	1-15	1-15				
*@ Maryland	83	6	1	7					1	
*@ UNC	87	8	0	8	1-1					

Johnson Career Stats

Year	GP-GS	PI	Hit	Ast	Tot	TFL-YD	Sk-Yd	PBU	QP
2010	12-1	234	16	9	25			1	
2011	13-2	407	19	11	30	3-25	3-25	3	
2012	7-7	556	36	9	45	3-18	1-15	1	1
Totals	32-10	1,197	71	29	100	6-43	4-40	5	1

73 ANDY JOMANTAS

Offensive Guard

6-7 ... 289 ... RS - Sophomore

Dayton, Ohio ... Chaminade-Julienne HS

2012 Jomantas Game by Game Stats

Opponent	PI	Sk	KD
Tennessee	DId Not Play		
@ Conn	1	0	
S. Alabama	6	0	
Citadel	33	0	
@ Miami	2	0	
Florida St.	DId Not Play		
@ Maryland	Special Teams Only		
@ UNC	Special Teams Only		

Jomantas Career Stats

Year	GP-GS	PI	Sk
2011	10-0	18	0
2012	6-0	42	0
Totals	15-0	60	0

38 HAKIM JONES

Safety

6-2 ... 190 ... RS - Freshman

Henderson, N.C. ... Southern Vance HS

- ✓ Picked off his first career pass in the win over USA - the Jaguars were driving in State territory.
- ✓ Older brother, Ernest, played LB for the Wolfpack (2005-07).

2012 Jones Game by Game Stats

Opponent	PI	Ht	Ast	Tot	TFL	SK	PBU	QP	CF/RF	Int
Tennessee	4	0	0	0	0	0	1			
@ Conn	17	1	1	2						
S. Alabama	15	1	2	3						1-0
Citadel	3	2	0	2						
@ Miami	2	0	0	0						
Florida St.	Special Teams Only									
@ Maryland	0	1	0	1						
@ UNC	Special Teams Only									

Jones Career Stats

Year	GP-GS	PI	Hit	Ast	Tot	TFL-YD	Sk-Yd	PBU	Int
2012	8-0	41	5	3	8	0	0	1	1-0

7 STERLING LUCAS

Linebacker

6-2 ... 238 ... RS - Graduate

Orangeburg, S.C. ... Wilkinson HS

- ✓ Red-shirted the 2011 season after suffering a knee injury in preseason practice. He spent the season learning the game from the coaches' perspective, sitting in the coaches' box during games.
- ✓ Tallied a season-high 11 tackles in the win at Maryland, he also recovered a fumble late in the game with the Terrapins driving.
- ✓ Graduated from NC State in May, he was chosen as a team captain.

2012 Lucas Game by Game Stats

Opponent	PI	Ht	Ast	Tot	TFL	SK	PBU	QP	CF/RF	Int
*Tennessee	74	7	2	9	2-5	1-3				
*@ Conn	57	4	4	8						
*S. Alabama	19	2	1	3				1		
*Citadel	20	3	3	6				1		
*@ Miami	50	3	2	5						
*Florida St.	45	5	2	7	1-7	1-7				
*@ Maryland	65	5	6	11	1-3			1	0/1	
*@ UNC	38	2	2	4						

Lucas Career Stats

Year	GP-GS	PI	Ht	Ast	Tot	TFL	SK	QP	PBU	CF/RF
2008	12-0	119	7	9	16	1-2		1	0	
2009	12-2	279	30	21	51	2-6		2	0	
2010	12-0	71	10	9	19	1-6	1-6	0	0	
2012	8-8	368	31	22	53	4-15	2-10	3	0	0/1
Totals	44-10	837	78	61	139	8-29	3-16	6	0	0/1

94 DAVE MANN

Defensive Tackle

6-3 ... 230 ... RS - Freshman

Fairburn, Ga. ... Lithonia HS

2012 Mann Game by Game Stats

Opponent	PI	Ht	Ast	Tot	TFL	SK	PBU	QP	CF/RF	Int
Tennessee	3	0	0	0						

Mann Career Stats

Year	GP-GS	PI	Ht	Ast	Tot	TFL	SK	QP	PBU
2012	1-0	3	0	0	0				

79 R.J. MATTES

Offensive Guard

6-6 ... 306 ... RS - Senior

Concord, N.C. ... Robinson HS

Pronunciation: MATT es

- ✓ Started at the fourth position of his career in the first four games 2012: left guard. He is the only player in the country to start at four different positions on the offensive line.
- ✓ Back at left tackle for the Miami and FSU games due to injuries.
- ✓ Earned the highest coach's grade for the South Alabama, Citadel, Miami and FSU games.
- ✓ Has 38 career starts, tied as the ninth-highest mark among returning ACC players.



2012 Mattes Game by Game Stats

Opponent	PI	Sk	KD	Dom
*Tennessee	82	0	0	
*@ Conn	71	0		
*S. Alabama	74	0		
*Citadel	59	0		
*@ Miami	89	1		
*Florida St.	85	0		
*@ Maryland	75	0		
*@ UNC	86	1		

Mattes Career Stats

Year	GP-GS	Ply	Sk	KD	Dom
2009	8-8	413	1	NA	NA
2010	11-10	808	4	NA	NA
2011	13-12	823	4	NA	NA
2012	8-8	536	2	11	3
Totals	40-38	2,580	11	NA	NA

75 T.Y. MCGILL
Defensive Tackle
6-1 ... 290 ... Sophomore
Jesup, Ga. ... Wayne County HS

- √ Had a great game in the win at Maryland, tallying eight total tackles and two huge sacks for a loss of 16 yards. He was named the ACC Defensive Linemen of the Week.
- √ Only true freshman to start a game for the Pack in 2011.

2012 McGill Game by Game Stats

Opponent	PI	Ht	Ast	Tot	TFL	SK	PBU	QP	CF/RF	Int
*Tennessee	32	1	3	4						
*@ Conn	41	3	0	3	2-11			2		
*S. Alabama	33	1	0	1	1-11	1-11		1		
*Citadel	28	0	2	2						
*@ Miami	39	2	2	4						
Florida State	35	2	1	3	2-3			2		
*@ Maryland	32	6	2	8	2-16	2-16				
@ UNC	70	2	0	2	1-1					

McGill Career Stats

Year	GP-GS	PI	Ht	Ast	Tot	TFL	Sk	QP
2011	13-1	243	15	4	19	1-6	0	
2012	8-6	269	17	10	27	8-42	3-27	5
Totals	21-7	512	32	14	46	9-48	3-27	5

67 QUINCY MCKINNEY
Offensive Tackle
6-4 ... 304 ... Freshman
Columbus, Ga. ... Carver HS/Fork Union

2012 McKinney Game by Game Stats

Opponent	PI	Sk	KD	Dom
S. Alabama	6	0		
Citadel	18	0		
@ Miami	2	0		

McKinney Career Stats

Year	GP-GS	PI	Sk	KD	Dom
2012	3-0	26	0		

16 JORDAN MONK

Cornerback
6-0 ... 184 ... RS - Senior
Providence, R.I. ... St. Raphael HS

- √ Former walkon who earned a scholarship prior to this season.

2012 Monk Game by Game Stats

Opponent	PI	Ht	Ast	Tot	TFL	SK	PBU	QP	CF/RF	Int
Tennessee										Special Teams Only
@Conn										Special Teams Only
South Alabama	2	0	0	0						
Citadel	3	0	0	0						
@ Miami										Special Teams Only
Florida St.										Special Teams Only
@ Maryland										Special Teams Only
@ UNC										Special Teams Only

Monk Career Stats

Year	GP-GS	PI	Hit	Ast	Tot	TFL-YD	Sk-YD	QP	PBU	CF
2009	2-0	29	4	0	4					
2010	5-0	74	3	2	5				1	
2012	8-0	5	0	0	0					
Totals	15-0	108	7	2	9				1	

19 MAURICE MORGAN

Wide Receiver
6-2 ... 215 ... RS - Freshman
LaGrange, N.C. ... N. Lenoir HS

2012 Morgan Game by Game Stats

Opponent	PI	Rec	Yds	TD	LG
Tennessee	8	0	0	0	-
@ Conn	3	0	0	0	-
S. Alabama	11	0	0	0	-
Citadel	10	0	0	0	-
@ Miami					Special Teams Only
Florida St.	1	0	0	0	
@ Maryland					Special Teams Only
@ UNC					Special Teams Only

Morgan Career Stats

Year	GP-GS	PI	Rec	Yds	TD	LG
2012	8-0	33	0	0	0	-

5 RODMAN NOEL

Linebacker
6-3 ... 206 ... Sophomore
Everett, Mass. ... Milford Academy

- √ Starter at strongside linebacker, he has tallied seven tackles for loss.
- √ Older brother, Jim, is a starting defensive back at Boston College and brother, Nerlens, will play basketball at Kentucky this year.

2012 Noel Game by Game Stats

Opponent	PI	Ht	Ast	Tot	TFL	SK	PBU	QP	CF/RF	Int
Tennessee	4	1	0	1	1-6					
@ Conn	47	3	3	6	1-4					



*S. Alabama	16	2	0	2	1-6	1-6		
*Citadel	42	4	4	8	2-4			
*@ Miami	45	7	2	9	2-3		1	
Florida St.	31	2	2	4				
*@ Maryland	21	2	0	2				
@ UNC								Special Teams Only

Noel Career Stats

Year	GP-GS	PI	Ht	Ast	Tot	TFL	Sk	PBU
2011	11-0	0	0	0	0	0-0	0-0	0
2012	8-4	206	21	11	32	7-23	1-6	1
Totals	19-4	206	21	11	32	7-23	1-6	1

95 ART NORMAN
Defensive End
6-1 ... 242 ... RS - Sophomore
Stone Mountain, Ga. ... Chamblee HS

- ✓ Pass rusher who has tallied 23 QPs this season.
- ✓ Tallied twice as many quarterback pressures as any Pack defender with 30 in 2011.

2012 Norman Game by Game Stats

Opponent	PI	Ht	Ast	Tot	TFL	SK	PBU	QP	CF/RF	Int
Tennessee	51	2	1	3				2		
@ Conn	24	1	1	2				3		
S. Alabama	23	1	2	3	1-1			3		
Citadel	21	1	1	2				1		
@ Miami	42	2	0	2	1-1			6		
*Florida St.	47	0	0	0				3		
@ Maryland	59	2	1	3	1-7	1-7		2		
*@ UNC	53	5	0	5	1-8	1-8		3		

Norman Career Stats

Year	GP-GS	PI	Hit	Ast	Tot	TFL-YD	Sk-YD	QP	PBU	CF
2011	13-8	504	17	10	27	10-55	7-44	30	1	1
2012	8-2	320	14	6	20	4-17	2-15	23	0	0
Totals	21-10	824	31	16	47	14-72	9-59	53	1	1

4 TOBAIS PALMER
Wide Receiver
5-11 ... 175 ... RS - Senior
Pittsboro, N.C. ... Northwood HS/Georgia Military

- ✓ Has 25 receptions for the season - third-best mark on the team.
- ✓ Had his first 100-yard game at UNC with five catches for 119 yards - he scored on an 83-yard grab.
- ✓ Ranks ninth in the ACC with a 20.0 KOR average.
- ✓ Leading receiver in the win at UConn with five grabs for 46 yards and at Miami with five for 94.
- ✓ Fourth-leading receiver on the squad in 2011, his 37 grabs were more than any other returning wideout.

2012 Palmer Game by Game Stats

Opponent	PI	Rec	Yds	TD	LG	PR	KOR	Rush
*Tennessee	61	4	28	0	11	0-0	3-87	
*@ Conn	58	5	46	0	16	0-0	0-0	
*S. Alabama	47	3	13	0	11	0-0	2-47	
*Citadel	41	1	9	0	8	0-0	2-49	3-35
*@ Miami	37	5	94	0	33		7-112	
*Florida St.	57	2	24	0	15	0-0	3-36	

*@ Maryland	33	0	0	0	-	0-0	5-94
*@ UNC	61	5	119	1	83	0-0	5-116

Palmer Career Stats

Year	GP-GS	PI	Rec	Yds	TD	LG	Rush	PR	KOR
2011	12-7	470	37	496	5	65	0-0	0-0	0-0
2012	8-8	395	25	333	1	83	3-35	0-0	27-541
Totals	20-15	865	62	829	6	83	3-35	0-0	27-541

88 QUINTIN PAYTON
Wide Receiver
6-4 ... 203 ... RS - Junior
Anderson, S.C. ... T.L. Hanna HS

- ✓ On the 'watch' list for the Biletnikoff Award
- ✓ Ranks seventh in the ACC in receiving yards per game and 10th in receptions per game.
- ✓ Leads the team lead in catches with 34 and in receiving yards with 603.
- ✓ Scored his first career touchdown in the win over South Alabama.
- ✓ Tallied 129 yards on four receptions in the season opener, that was the highest receiving-yards output for a Pack player since Owen Spencer's 138-yard game against Wake Forest on Nov. 13, 2010.
- ✓ Gained more yards in the first game of 2012 than in all of last season.

2012 Payton Game by Game Stats

Opponent	PI	Rec	Yds	TD	LG
*Tennessee	57	4	129	0	49
*@ Conn	56	3	48	0	20
*S. Alabama	57	5	61	1	24
*Citadel	50	5	100	0	43
*@ Miami	60	2	83	0	73
*Florida St.	76	6	79	0	19
*@ Maryland	60	4	51	0	34
*@ UNC	70	5	52	0	16

Payton Career Stats

Year	GP-GS	PI	Rec	Yds	TD	LG
2010	11-0	97	4	38	0	12
2011	12-0	259	7	107	0	32
2012	8-8	486	34	603	1	73
Totals	31-8	842	45	748	1	73

39 BRANDON PITTMAN
Linebacker
6-3 ... 212 ... Sophomore
Raleigh, N.C. ... Leesville Road HS

- ✓ Backup on the strong side who came off the bench in the win over South Alabama and tallied a team-best seven tackles.
- ✓ Played a career-high 52 snaps at UNC.

2012 Pittman Game by Game Stats

Opponent	PI	Ht	Ast	Tot	TFL	SK	PBU	QP	CF/RF	Int
*Tennessee	30	0	1	1				1		
*@ Conn	17	3	1	4						
S. Alabama	39	7	0	7	2-3	1-3	1			1/0
Citadel	25	1	3	4						
@ Miami	33	2	0	2				1		
Florida St.	17	1	0	1	1-4	1-4				
@ Maryland	20	2	2	4				1		
@ UNC	52	2	2	4						



Pittman Career Stats

Year	GP-GS	PI	Hit	Ast	Tot	TFL	SK	CF/RF	QP
2011	6-0	5	1	6	1				
2012	8-2	233	18	9	27	3-7	2-7	1/0	3
Totals	14-2	238	19	15	28	3-7	2-7	1/0	3

47 TYLER PURVIS

Fullback

6-3 ... 220 ... Junior

Reinholds, Pa. ... Lancaster Catholic HS

✓ Former walk-on who was the Pack's top fullback for much of the season.

2012 Purvis Game by Game Stats

Opponent	PI	Rsh	Yds	TD	Lg	Rec-Yd	TD	LG	
Tennessee		Did Not Play							
@ Conn	1	0	0	0	-	0-0	0	-	
S. Alabama	3	0	0	0	-	0-0	0	-	
Citadel	6	0	0	0	-	0-0	0	-	
@ Miami		Did Not Play							
Florida St.	5	0	0	0	-	0-0	0	-	
@ Maryland		Did Not Play							
@ UNC		Did Not Play							

Purvis Career Stats

Year	GP-GS	PI	Att	Yds	TD	LG	Rec	Yds	TD	LG
2011	11-0	51	0	0	0	-	5	36	2	13
2012	5-0	15	0	0	0	-	0	0	0	-
Totals	16-0	66	0	0	0	-	5	36	2	13

90 MIKE ROSE

Defensive End

6-4 ... 215 ... RS - Freshman

Fountain Inn, S.C. ... Hillcrest HS

✓ Made one of the key plays of the season for the Wolfpack so far in 2012. With 2:27 left in the fourth quarter and the Pack down 16-10 to third-ranked FSU, he blocked a punt to give State the ball on the FSU 43. The Pack went on to score the winning touchdown.

2012 Rose Game by Game Stats

Opponent	PI	Ht	Ast	Tot	TFL	SK	PBU	QP	CF/RF	BK
Tennessee	19	2	2	4						
@ Conn	Special Teams Only									
S. Alabama	2	0	0	0						
Citadel	3	1	0	1	1-7					
@ Miami	1	0	0	0						
Florida St.	7	0	0	0						1
@ Maryland	7	0	0	0			1			
@ UNC	11	0	0	0						

Rose Career Stats

Year	GP-GS	PI	Hit	Ast	Tot	TFL	CF/RF	QP	BK
2012	8-0	50	3	2	5	1-7			1 1

32 NIKLAS SADE

Placekicker

6-3 ... 195 ... Sophomore

Wake Forest, N.C. ... Wakefield HS

Pronunciation: SAY-dee

- ✓ Hit the game-winning field goal, a 43-yarder, in the victory at Maryland. He was named the ACC Specialist of the Week for that performance.
- ✓ Nailed a 50-yard field goal in the loss to Miami - a career long.
- ✓ Has missed all of his tries from 30-39 yards, is 4-4 from 20-29 and 3-4 from 40+.
- ✓ Had hit 60 consecutive PATs before missing one at Miami, the third-longest streak in school history.
- ✓ One of just six true freshmen to start at placekicker last season.
- ✓ Kicked 46 extra points as a freshman, that tied as the second-best mark in school history.

2012 Sade Game by Game Stats

Opponent	PAT	Made	Missed	KO	TB	OB
*Tennessee	3-3	-	39	4-255	3	0
*@ Conn	1-1	40	44	3-205	1	0
*S. Alabama	4-4	22	39	6-390	4	0
*Citadel	7-7	23	-	8-515	4	0
*@ Miami	4-5	50	-	7-455	6	0
*Florida St.	2-2	27	-	4-240	3	0
*@ Maryland	2-2	21, 43	-	5-303	1	0
*@ UNC	5-5	-	38	6-383	4	0

Sade Career Stats

Year	GP-GS	FG-FGA	0-29	30-39	40-49	50+	LG	PAT	KO	TB	OB
2011	13-13	11-16	4-5	5-5	2-5	0-1	45	46-47	70	5	4
2012	8-8	7-11	4-4	0-3	2-3	1-1	50	28-29	36	20	0
Totals	20-20	18-27	8-9	5-8	4-8	1-2	50	74-76	106	25	4

55 BRIAN SLAY

Defensive End

6-3 ... 290 ... Senior

Ashburn, Va. ... Stone Bridge HS

✓ Started the first four games of the 2011 season at defensive tackle and the last seven at end. Has started at both spots in 2012 - he played all four spots on the line in the win over No. 3 Florida State.

2012 Slay Game by Game Stats

Opponent	PI	Ht	Ast	Tot	TFL	SK	PBU	QP	CF/RF	Int
*Tennessee	59	4	0	4						1
*@ Conn	49	3	0	3	1-3	1-3				
*S. Alabama	44	1	0	1	1-1	1-1				
*Citadel	27	0	2	2						1
*@ Miami	49	1	0	1			1			2
*Florida St.	49	0	0	0						3
*@ Maryland	69	4	1	5	1-8	1-8				3
*@ UNC	59	2	0	2						3

Slay Career Stats

Year	GP-GS	PI	Hit	Ast	Tot	TFL	Sk	QP	CF/RF	PBU
2009	10-0	115	4	2	6	0-0		8	0/0	0
2010	12-1	284	20	4	24	1-4		5	0/1	0
2011	12-12	469	15	7	22	5-18	3-16	5	1/2	1
2012	8-8	405	15	3	18	3-12	3-12	13	0/0	1
Totals	42-21	1273	54	16	70	9-34	6-28	31	1/3	2



2 RASHARD SMITH
Wide Receiver
5-11 ... 176 ... RS - Junior
Norfolk, Va. ... Lake Taylor HS

- ✓ Ranks sixth in the ACC this week with a 7.7 yard punt return average.
- ✓ Scored his first career touchdown on a 33-yard reception versus South Alabama. He also had a TD catch at UNC.
- ✓ Followed that with a 73-yard punt return for a score in the win over The Citadel.

2012 Smith Game by Game Stats

Opponent	PI	Rec	Yds	TD	LG	PR	KOR
Tennessee	28	1	(1)	0	(1)	2-(3)-0	0-0
@ Conn	15	0	0	0	-	2-12-0	0-0
S. Alabama	22	1	33	1	33	3-27-0	0-0
Citadel	19	0	0	0	-	3-83-1	0-0
@ Miami	43	3	86	1	60	1-3-0	0-0
Florida State	21	1	4	0	4	0-0	0-0
@ Maryland	32	1	14	0	14	6-24	0-0
@ UNC	22	3	65	1	30	2-1	0-0

R. Smith Career Stats

Year	GP-GS	PI	Rec	Yds	TD	Lg	Ht	Ast	Tot	TFL	SK	PBU	KOR	PR
2009	6-4	135	NA	NA	NA	NA	8	4	12	2-12	1-9	1	1-24	4-39
2011	13-3	258	1	6	0	6	16	4	20	1-2	NA	1	0-0	1-6
2012	8-0	212	10	201	3	60	NA	NA	NA	NA	NA	NA	0-0	19-147
Totals	38-7	605	11	207	3	60	24	8	32	3-14	1-9	2	1-24	24-192

15 MANNY STOCKER
Quarterback
6-3 ... 200 ... Freshman
Coatesville, Pa. ... Coatesville Area

- ✓ Backup QB who graduated from high school early and joined the team in January. Tom O'Brien calls him a "half-a-redshirt freshman."

2012 Stocker Game by Game Stats

Opponent	PI	Att-Cmp	Yds	Int	TD	Lg	Rush-Yds	TD	Tot Off
S. Alabama	9	0-0	0	0	0	-	0-0	0	0
Citadel	17	0-1	0	0	0	-	2-(10)-0	0	(10)

Stocker Career Stats

Year	GP-GS	Ply	Cmp-Att-Int	Pct.	Yds	TD	Lg	Att-Yds-TD	Eff.
2012	2-0	26	0-1-0	.000	0	0	-	2-(10)-0	0.0

83 ANTHONY TALBERT
Tight End
6-4 ... 246 ... RS - Junior
Cincinnati, Ohio. ... Winton Woods HS

2012 Talbert Game by Game Stats

Opponent	PI	Rec	Yds	TD	LG
Tennessee					
@ Conn	3	0	0	0	-
S. Alabama	11	0	0	0	-
Citadel	19	0	0	0	-

Special Teams Only

@ Miami 4 1 19 0 19
 Florida St. Special Teams Only
 @ Maryland Special Teams Only
 @ UNC Special Teams Only

Talbert Career Stats

Year	GP-GS	PI	Rec	Yds	TD	LP
2010	13-0	5	0	0	0	--
2011	13-0	39	0	0	0	-
2012	8-0	37	1	19	0	19
Totals	34-0	81	1	19	0	19

69 THOMAS TEAL
Defensive Tackle
6-2 ... 315 ... RS - Sophomore
Bennettsville, S.C. ... Marlboro County HS

- ✓ Talented young lineman who had the best game of his career in the win at Maryland, he tallied nine tackles (all solos) and a tackle for loss.
- ✓ Saw action in six games as a rookie, he broke his foot in the season opener and missed the next seven contests after undergoing surgery.

2012 Teal Game by Game Stats

Opponent	PI	Ht	Ast	Tot	TFL	SK	PBU	QP	CF/RF	Int
*Tennessee	23	0	0	0				3		
*@ Conn	39	2	0	2	1-3			3		
*S. Alabama	33	2	0	2	1-6	1-6				
*Citadel	19	3	0	3	1-3					
@ Miami	23	3	0	3						
*Florida St.	35	4	0	4	2-8			2		
*@ Maryland	54	9	0	9	1-3	13				
*@ UNC	70	2	0	2	1-1					

Teal Career Stats

Year	GP-GS	PI	Hit	Ast	Tot	TFL	Sk	QP	PBU	CF/RF
2011	6-1	105	7	4	11	2.5-5	1-4	1		1/0
2012	8-7	296	25	0	25	7-24	2-9	8	0	0/0
Totals	14-8	401	32	4	36	9.5-29	3-13	9	0	1/0

57 SCOTT THOMPSON
Long Snapper
6-0 ... 200 ... Sophomore
Rancho Santa Margarita, Ca. ... Trabuco Hills HS

- ✓ Has handled all of the long snapping duties in 2011 and 2012.

Thompson Career Stats

Year	GP-GS	PI	Hit	Ast	Tot
2011	13-0	0	1	0	1
2012	8-0	0	0	0	0
Totals	20-0	0	1	0	1



10 SHADRACH THORNTON

Halfback

6-1 ... 200 ... Freshman

Hinesville, Ga. ... Liberty Co. HS

- ✓ Rushed for 145 yards on 21 carries in the win over The Citadel - his first collegiate game. That was the highest total for a Pack back in his first collegiate since Joe McIntosh in 1981.
- ✓ Second-leading rusher on the team with 298 yards.

Thornton Game by Game Stats

Opponent	PI	Rush	Yds	TD	LG	Rec-Yds	TD	LG
*Citadel	43	21	145	2	27	4-26	0	13
@ Miami	42	17	87	0	17	1-14	0	14
Florida St.	37	11	29	0	11	4-48	1	24
@ Maryland	18	6	21	0	7	1-8	0	8
@ UNC	10	4	16	0	5	1-10	0	16

Thornton Career Stats

Year	GP-GS	PI	Att	Yds	TD	LG	Rec	Yds	TD	LG
2012	5-1	150	59	298	2	27	11	112	0	24

54 JOE THUNEY

Center

6-5 ... 265 ... RS - Freshman

Centerville, Ohio. ... Archbishop Alter HS

2012 Thuney Game by Game Stats

Opponent	PI	Sk	KD	Dom
S. Alabama	6	0	-	-
Citadel	18	0		
@ Miami	38	0		
Florida St.	49	0		
@ Maryland	12	0		
@ UNC	Did Not Play			

Thuney Career Stats

Year	GP-GS	PI	Sk	KD	Dom
2012	5-0	123	0		

80 BRYAN UNDERWOOD

Wide Receiver

5-11 ... 170 ... RS - Sophomore

University Heights, Ohio ... Cleveland Heights HS

- ✓ Has a reception for a touchdown in all eight games this season. That is the longest streak in NC State history. The ACC record is nine.
- ✓ Only receiver in the country with a TD catch in every game in 2012.
- ✓ Tied for third in the ACC in touchdown scoring this week.
- ✓ Had a career-high six catches and 134 yards in the win at Maryland - he was named the ACC Offensive Back of the Week.
- ✓ Hauled in the game-winner against third-ranked Florida State, holding on to the ball even after he got nailed after the catch.
- ✓ Scored the Pack's only touchdown in the win at UConn, stretching for the 46-yard strike - he has a TD reception in every game this season.
- ✓ Underwent knee surgery just three weeks before the season opener, he was able to come back and play 53 snaps.

2012 Underwood Game by Game Stats

Opponent	PI	Rec	Yds	TD	LP
Tennessee	53	3	9	1	5
@ Conn	22	1	46	1	46
S. Alabama	34	3	58	1	44
Citadel	32	2	25	1	20
@ Miami	52	3	50	2	28
*Florida St.	68	4	20	1	10
@ Maryland	57	6	134	1	68
@ UNC	57	6	118	2	55

B. Underwood Career Stats

Year	GP-GS	PI	Rec	Yds	TD	LG
2011	13-0	255	16	226	2	79
2012	8-1	375	28	460	10	68
Totals	21-1	630	44	686	12	79

64 ANDREW WALLACE

Offensive Tackle

6-4 ... 305 ... RS - Senior

Charlotte, N.C. ... Olympic HS

- ✓ Started the first four games at right tackle after starting the 2010 season at guard. Missed the Miami and FSU games with a foot injury.
- ✓ Back on the dress list for the Maryland game but did not see action.

2012 Wallace Game by Game Stats

Opponent	PI	Sk	KD	Dom
*Tennessee	74	0		
*@ Conn	70	0		
*S. Alabama	74	1		
*Citadel	45	0		
@ Miami	Did Not Play - Injured			
Florida St.	Did Not Play - Injured			
@ Maryland	Did Not Play			
@ UNC	Did Not Play			

Wallace Career Stats

Year	GP-GS	PI	Sk	KD	Dom
2009	12-2	288	0	NA	NA
2010	12-12	773	6	NA	NA
2011	2-0	8	1	NA	NA
2012	3-3	263	1	7.5	0
Totals	29-17	1332	8	NA	NA

24 JAMES WASHINGTON, II

Halfback

6-0 ... 180 ... Senior

Orlando, Fla ... Boone HS

- ✓ Missed three games with an ankle injury - he was back on the dress list at Maryland, but did not see action. Came back against UNC and suffered a torn ACL.
- ✓ In 2011, was the Pack's leading rusher for the season with 897 yards, he ranked second on the team with 42 receptions.
- ✓ Has 74 career receptions heading into the season - that was the fourth-highest tally among returning running backs nationally.



Washington Game by Game Stats

Opponent	PI	Rush	Yds	TD	LG	Rec-Yds	TD	LG
Tennessee	28	5	12	1	4	3-10	0	11
@ Conn	30	9	20	0	5	2-26	0	18
S. Alabama	16	7	31	0	10	2-21	0	16
Citadel		Did Not Play - Injured						
@ Miami		Did Not Play - Injured						
Florida St.		Did Not Play - Injured						
@ Maryland		Did Not Play						
@ UNC	19	6	14	0	14	1-1	0	1

Washington Career Stats

Year	GP-GS	PI	Att	Yds	TD	LG	Rec	Yds	TD	LG	KOR
2009	6-0	47	21	76	2	12	5	44	1	13	
2010	8-4	353	71	215	1	12	27	185	1	24	9-204
2011	13-13	532	227	897	7	46	42	315	0	29	0-0
2012	4-0	93	27	77	1	14	8	58	0	18	0-0
Totals	31-17	1,025	346	1,265	11	46	82	602	2	29	9-204

82 ASA WATSON

Tight End

6-4 ... 225 ... RS - Junior

Rock Hill S.C. ... Rock Hill HS

Pronunciation: AY suh

- ✓ Redshirted the 2011 campaign after undergoing two heart procedures.
- ✓ His older brother Ben was a starting tight end for the New England Patriots and now plays for the Cleveland Browns. His younger sister plays volleyball at Clemson.
- ✓ Did mission work in Jamaica in the summer of 2012, he spent time working with youth on Skid Row in L.A. in 2011.

Watson Game by Game Stats

Opponent	PI	Rec	Yds	TD	LP
*Tennessee	30	4	50	0	28
*@ Conn	45	0	0	0	-
*S. Alabama	35	0	0	0	-
Citadel	25	1	7	0	7
*@ Miami	40	2	29	0	18
Florida St.	52	4	38	0	14
@ Maryland	52	4	42	0	14
@ UNC	47	1	16	0	16

Watson Career Stats

Year	GP-GS	PI	Rec	Yds	TD	LP	BK
2009	9-0	66	1	6	0	6	
2010	13-0	126	1	22	0	22	1
2012	8-4	326	16	182	0	28	0
Totals	30-4	518	18	210	0	28	1

53 CAMDEN WENTZ

Center

6-3 ... 225 ... RS - Senior

Marietta, Ga. ... Lassiter HS

- ✓ On the preseason 'watch' list for the Rimington Trophy.
- ✓ Starting center each of the past two years, he was an All-ACC nominee.

2012 Wentz Game by Game Stats

Opponent	PI	Sk	KD	Dom
*Tennessee	82	0	0	
*@ Conn	71	2		
*S. Alabama	74	0		
*Citadel	59	0		
*@ Miami	88	0		
*Florida St.	86	0		
*@ Maryland	75	0		
*@ UNC	85	0		

Wentz Career Stats

Year	GP-GS	PI	Sk	KD	Dom
2009	5-0	67	0	NA	NA
2010	13-13	995	1	NA	NA
2011	13-13	868	0	NA	NA
2012	8-8	620	2	6	0
Totals	43-34	2,550	3	NA	NA

97 FORREST WEST

Defensive End

6-1 ... 270 ... RS - Junior

Canton, Conn. ... Salisbury School/Colorado

- ✓ Suffered a season-ending ankle injury in the win over FSU - he underwent surgery.
- ✓ Transferred to NC State from Colorado, he sat out the 2011 campaign and has two years of eligibility remaining.

2012 West Game by Game Stats

Opponent	PI	Ht	Ast	Tot	TFL	SK	PBU	QP	CF/RF	Int
Tennessee	31	0	0	0						1
@ Conn	20	1	0	1	1-7	1-7				3
S. Alabama	23	0	1	1						1
Citadel	21	1	1	2						
@ Miami	33									2
Florida St.	3	0	0	0						

West Career Stats

Year	GP-GS	PI	Hit	Ast	Tot	TFL	Sk	QP	PBU	CF/RF
2012	6-0	131	3	1	4	1-7	1-7			7

20 C.J. WILSON

Cornerback

5-11 ... 187 ... RS - Graduate

Lincolnton, N.C. ... Lincolnton HS

- ✓ Had one of the best games of his career at UNC. He picked off a pass in the endzone and later stripped the ball from a receiver at the 10 yardline and returned it 14 yards.
- ✓ That was his first career interception that wasn't returned for a score. He has returned three picks for touchdowns in his career.
- ✓ Missed the first four games of the season due to an NCAA suspension.

2012 Wilson Game by Game Stats

Opponent	PI	Ht	Ast	Tot	TFL	SK	PBU	QP	CF/RF	Int
@ Miami	35	1	0	1						
Florida State		Special Teams Only								
@ Maryland		Special Teams Only								



@ UNC 59 3 0 3 1/1 1-0

Wilson Career Stats

Year	GP-GS	PI	Hit	Ast	Tot	TFL-YD	Sk-YD	QP	PBU	INT	CF/RF
2009	12-6	445	16	5	21					1/1	
2010	13-13	794	37	6	43			8	2-71-2		
2011	13-10	615	24	7	31			1	1-59-1		
2012	4-0	94	4	0	4				1-0	1/1	
Totals	42-29	1948	81	18	99			9	3-130-3	1/1	

44 LOGAN WINKLES

Fullback

6-1 ... 240 ... RS - Sophomore

Thomaston, Ga. ... Upton Lee HS

- ✓ Scored his first career touchdown in the win at Maryland, he rumbled in from 25 yards out.
- ✓ Musician who plays the electric guitar.

Winkles Game by Game Stats

Opponent	PI	Rush	Yds	TD	LG	Rec-Yds	TD	LG
Tennessee	14	0	0	0	-	0-0	0	-
@ Conn	28	0	0	0	-	0-0	0	-
S. Alabama	23	0	0	0	-	1-24	0	24
*Citadel	20	0	0	0	-	1-3	0	3
@ Miami	22	0	0	0	-	1-8	0	8
Florida St.	10	0	0	0	-	0-0	0	-
*@ Maryland	17	0	0	0	-	1-25	1	25
*@ UNC	19	0	0	0	-	0-0	0	-

Winkles Career Stats

Year	GP-GS	PI	Att	Yds	TD	LG	Rec	Yds	TD	LG
2011	9-0	24	0	0	0	-	0	0	0	-
2012	8-3	153	0	0	0	-	4	60	1	24
Totals	17-3	177	0	0	0	-	4	60	1	24

27 EARL WOLFF

Safety

6-0 ... 201 ... RS - Graduate

Raeford, N.C. ... Hoke County HS

- ✓ Led the team in tackles with a career-high 18 against Tennessee, tied for the team lead with 10 versus Miami and led the squad with 18 at Maryland.
- ✓ Team leader with 81 tackles on the season.
- ✓ Pulled down his fifth career interception in the win at UConn. He also recovered a fumble that gave the Pack the ball for their lone touchdown of the game.
- ✓ Named the ACC Defensive Player of the Week at DB for the UConn game.
- ✓ Boundary safety who has been called 'the heart of the defense' by head coach Tom O'Brien.
- ✓ Leads the team in career games played with 44.
- ✓ Has 330 career tackles, more than any current player.
- ✓ Has eight caused fumbles for his career, that ties as the third-best mark in school history.
- ✓ Graduated in December after just three-and-a-half years.
- ✓ Has 37 career starts, tied as the ninth-highest mark among returning ACC players.
- ✓ His mother, Sharon Davis, is deployed to Kuwait.

2012 Wolff Game by Game Stats

Opponent	PI	Ht	Ast	Tot	TFL	SK	PBU	QP	CF/RF	Int
*Tennessee	79	9	9	18	2-3					
*@ Conn	47	5	2	7					0/1	1-6
*S. Alabama	55	4	2	6						
*Citadel	47	7	2	9						
*@ Miami	81	7	3	10			1			
*Florida St.	66	5	3	8						
*@ Maryland	87	10	7	17						1/0
*@ UNC	87	5	1	6			1			

Wolff Career Stats

Year	GP-GS	PI	Hit	Ast	Tot	TFL-YD	Sk-YD	QP	PBU	INT	CF/RF
2009	12-4	209	42	9	51					1	
2010	13-13	791	65	26	91	3.5-14	2-12	2	3	1-31	4/1
2011	13-13	836	76	37	113	2-4			3	3-53	3/0
2012	8-8	549	52	29	81	2-3			2	1-16	1/1
Totals	46-38	2,385	235	101	336	7.5-21	2-12	2	8	5-100	8/2

OTHER ACTION FROM SCRIMMAGE

NAME	UT	Ct	SA	Cit	Mi	FSU	Md	UNC
Hall	0	0	0	8	0	0	0	0
Fisher	0	0	0	7	0	0	0	0
Barr	0	0	0	0	2	0	0	0

OTHER SPECIAL TEAMS

NAME	UT	Ct	SA	Cit	Mi	FSU	Md	UNC
Buckley	0	0	1	5	4	DNP	7	9
Caldwell	7	8	9	7	11	11	17	14
Stanley	16	9	15	15	19	15	17	24
Salahuddin	0	6	10	12	12	10	12	15



CAREER HIGHS

OFFENSE

BRANDON BARNES, HB

Rushes	19	Murray State (2009)
Rushing Yards	52	Murray State (2009)
Longest Rush	19	Gardner Webb (2009)
Rushing TDs	1	twice

MARIO CARTER, TE

Receptions	5	Tennessee (2012)
Receiving Yards	46	Tennessee (2012)
Longest Rec.	23	Boston College (2011)
Receiving TDs	1	Liberty (2011)

TONY CREECY, HB*Rushing*

Rushes	19	Miami (2012)
Rushing Yards	120	Miami (2012)
Longest Rush	43	Miami (2012)
Rushing TDs	1	four times

Receiving

Receptions	8	Maryland (2011)
Receiving Yards	52	Maryland (2011)
Longest Rec	20	Maryland (2011)
Receiving TDs	2	Maryland (2011)

MIKE GLENNON, QB

Pass Yards	467	UNC (2012)
Pass Attempts	55	Maryland (2011)
Completions	36	Maryland (2012)
Long Pass	87	Cincinnati (2011)
Longest TD pass	87	Cincinnati (2011)
Pass TDs	5	UNC (2012), Maryland (2011)
Interceptions	4	Tennessee (2012)
Rushing TDs	2	The Citadel (2012)

TOBAIS PALMER, WR

Receptions	7	Wake Forest (2011)
Receiving Yards	119	UNC (2012)
Longest Rec.	83	UNC (2012)
Receiving TDs	1	six times

QUINTIN PAYTON, WR

Receptions	6	Florida State (2012)
Receiving Yards	129	Tennessee (2012)
Longest Rec.	73	Miami (2012)
Receiving TDs	1	South Alabama (2012)

RASHARD SMITH, WR

Receptions	3	UNC (2012), Miami (2012)
Receiving Yards	86	Miami (2012)
Longest Rec.	60	Miami (2012)
Receiving TDs	1	Three times

BRYAN UNDERWOOD, WR

Receptions	6	UNC (2012), Maryland (2012)
Receiving Yards	134	Maryland (2012)
Longest Rec	79	Virginia (2011)
Receiving TDs	2	Three times

JAMES WASHINGTON, HB*Rushing*

Rushes	27	UNC (2011)
Rushing Yards	131	Georgia Tech (2011)
Longest Rush	46	Georgia Tech (2011)
Rushing TD	2	Liberty (2011), Murray St. (2009)

Receiving

Receptions	7	Cincinnati (2011), WFU (2010)
Receiving Yards	55	Central Michigan (2011)
Receiving TDs	1	Maryland (2010)

ASA WATSON, TE

Receptions	4	Tennessee (2012), Maryland (2012)
Yards	50	Tennessee (2012)
Longest Rec.	28	Tennessee (2012)

DEFENSE

DAVID AMERSON, CB

Tackles	9	Liberty (2011)
Interceptions	2	four times
Pass Break Ups	4	Liberty (2011)

BRANDAN BISHOP, S

Tackles	14	UNC (2012)
Interceptions	2	Boston College (2011)
Pass Break Ups	2	Florida State

JARVIS BYRD, CB

Tackles	5	Clemson (2009)
---------	---	----------------

DARRYL CATO-BISHOP, DE/DT

Tackles	6	UNC (2012)
Tackles for Loss	2	S. Alabama (2011), Clemson (2011)
Sacks	2	S. Alabama (2011), Clemson (2011)
QB Pressures	4	Liberty (2011)

McKAY FRANSEN, DE

Tackles	4	Georgia Tech (2011)
Tackles for Loss	1	Maryland (2012)
QB Pressures	2	Clemson (2011), Florida State (2011)

DONTAE JOHNSON, CB

Tackles	8	Tennessee (2012)
Pass Break Ups	3	Florida State (2012)
Sacks	1	four teams

STERLING LUCAS, MLB

Tackles	11	Maryland (2012)
Tackles for Loss	2	Tennessee (2012)
Sacks	1	3 times

**T.Y. MCGILL, DT**

Tackles	8	Maryland (2012)
Tackles for Loss	2	Three times in 2012
Sacks	2	Maryland (2012)

ART NORMAN, DE

Tackles	5	Georgia Tech (2011)
Tackles for Loss	3	Clemson (2011)
Sacks	3	Clemson (2011)
QB Pressures	8	Liberty (2011)

BRIAN SLAY, DE

Tackles	6	Liberty (2011)
Tackles for Loss	2	Liberty (2011)
Sacks	2	Liberty (2011)
QB Pressures	3	three times

THOMAS TEAL, DT

Tackles	9	Maryland (2012)
Tackles for Loss	2	Florida State (2012)
Sacks	1	Two teams (2012)
QB Pressures	3	Tennessee (2012), Connecticut (2012)

C.J. WILSON, CB

Tackles	7	Florida State (2010)
Interceptions	1	four times
Pass Break Ups	3	Virginia Tech (2010)

EARL WOLFF, S

Tackles	18	Tennessee (2012)
Interceptions	1	three times

SPECIAL TEAMS
NIKLAS SADE, PK

FG's Made	3	Clemson (2011)
FG's Attempted	3	North Carolina (2011), Clemson (2011)
Longest FG	50	Miami (2012)
PAT's Made	8	Maryland (2011)

WIL BAUMANN, P

Punts	9	Three times
Longest Punt	62	Florida State (2011)
Downed Inside 20	5	North Carolina (2011)