



# VIRGINIA

## 2012-13 CAVALIER MEN'S BASKETBALL GAME NOTES

### 2012-13 Schedule/Results

|       |                                    |                      |
|-------|------------------------------------|----------------------|
| 11/9  | at George Mason                    | L, 63-59             |
| 11/12 | <b>FAIRFIELD</b> <sup>1</sup>      | <b>W, 54-45</b>      |
| 11/13 | <b>DELAWARE</b> <sup>1</sup>       | <b>L, 59-53</b>      |
| 11/17 | <b>SEATTLE</b>                     | <b>W, 83-43</b>      |
| 11/19 | <b>LAMAR</b> <sup>1</sup>          | <b>W, 63-44</b>      |
| 11/20 | <b>NORTH TEXAS</b> <sup>1</sup>    | <b>W, 80-64</b>      |
| 11/28 | at Wisconsin <sup>2</sup>          | W, 60-54             |
| 12/1  | <b>GREEN BAY</b>                   | <b>W, 67-51</b>      |
| 12/5  | <b>TENNESSEE</b>                   | <b>W, 46-38</b>      |
| 12/8  | <b>MISS. VALLEY STATE</b>          | <b>W, 67-39</b>      |
| 12/19 | <b>MORGAN STATE</b>                | <b>W, 75-57</b>      |
| 12/22 | vs. Old Dominion <sup>3</sup>      | L, 63-61             |
| 12/30 | <b>WOFFORD</b>                     | <b>W, 74-39</b>      |
| 1/6   | <b>NORTH CAROLINA</b> <sup>*</sup> | <b>W, 61-52</b>      |
| 1/9   | at Wake Forest <sup>*</sup>        | L, 55-52             |
| 1/12  | at Clemson <sup>*</sup>            | L, 59-44             |
| 1/19  | <b>FLORIDA STATE</b> <sup>*</sup>  | <b>W, 56-36</b>      |
| 1/24  | at Virginia Tech <sup>*</sup>      | W, 74-58             |
| 1/26  | <b>BOSTON COLLEGE</b> <sup>*</sup> | <b>W, 65-51</b>      |
| 1/29  | <b>#19 NC STATE</b> <sup>*</sup>   | <b>W, 58-55</b>      |
| 2/3   | at Georgia Tech <sup>*</sup>       | L, 66-60             |
| 2/7   | <b>CLEMSON</b> <sup>*</sup>        | <b>W, 78-41</b>      |
| 2/10  | at Maryland <sup>*</sup>           | W, 80-69             |
| 2/12  | <b>VIRGINIA TECH</b> <sup>*</sup>  | <b>W, 73-55</b>      |
| 2/16  | at North Carolina <sup>*</sup>     | L, 93-81             |
| 2/19  | at #2 Miami <sup>*</sup>           | L, 54-50             |
| 2/24  | <b>GEORGIA TECH</b> <sup>*</sup>   | <b>W, 82-54</b>      |
| 2/28  | <b>#3 DUKE</b> <sup>*</sup>        | <b>W, 73-68</b>      |
| 3/3   | at Boston College <sup>*</sup>     | L, 53-52             |
| 3/7   | at Florida State <sup>*</sup>      | L, 53-51             |
| 3/10  | <b>MARYLAND</b> <sup>*</sup>       | <b>W, 61-58 (OT)</b> |
| 3/15  | vs. NC State <sup>4</sup>          | L, 75-56             |
| 3/19  | <b>NORFOLK STATE</b> <sup>5</sup>  | <b>W, 67-56</b>      |
| 3/24  | <b>ST. JOHN'S</b> <sup>5</sup>     | <b>W, 68-50</b>      |
| 3/27  | <b>IOWA</b> <sup>5</sup>           | <b>7 p.m.</b>        |

\* ACC game

1 NIT Season Tip-Off, Charlottesville, Va.

2 ACC/Big Ten Challenge, Madison, Wis.

3 Governor's Holiday Hoops Classic, Richmond, Va.

4 ACC Tournament, Greensboro, N.C.

5 National Invitation Tournament, Charlottesville, Va.

All Times Eastern

Rankings are Associated Press

# 26

### FRESHMEN PRODUCTION

Virginia freshmen (Justin Anderson, Mike Tobey, Evan Nolte, Taylor Barnette) have totaled 26 double-figure scoring games

in 2012-13. Anderson leads the way with 11, followed by Tobey (8), Nolte (5), Jones (1) and Barnette (1).

### Game #35 - March 27, 2013

Charlottesville, Va. • John Paul Jones Arena • 7 p.m.

National Invitation Tournament • Twitter: @UVAMensHoops



(1) Virginia (23-11, 11-7 ACC) vs. (3) Iowa (23-12, 9-9 Big 10)

 (Dave Koehn, Ted Jeffries)

**ESPN2** (Carter Blackburn, Dan Dakich)

Online: WatchESPN.com

#### FOR OPENERS

- Virginia, one of the NIT's four No. 1 seeds, plays Iowa, a No. 3 seed, in the NIT quarterfinals.
- Virginia is making its 13th NIT appearance and first under fourth-year head coach Tony Bennett.
- The winner of the Virginia-Iowa game plays the Maryland-Alabama winner in the NIT semifinals, scheduled for Tuesday, April 2 at Madison Square Garden in New York.
- Virginia has a 19-game home winning streak, which is the fourth longest active streak in Division I.
- The Cavaliers rank fourth nationally in scoring defense at 55 points per game as of March 25.
- Virginia will play in its 35th game this season, setting a new school record for most games in a season.
- Joe Harris and Akil Mitchell are expected to establish a new UVa record of 35 starts in a season.
- Eight of Virginia's 11 losses have been decided by an average of 3.3 points.

#### NIT TOURNAMENT HISTORY

- The Cavaliers claimed NIT championships in 1980 and 1992 and are appearing in the tournament for the first time since 2006.
- Virginia is 17-10 all-time in the NIT.
- Virginia is appearing in the NIT quarterfinals for the sixth time and first since 1992.

#### SEASON HIGHLIGHTS

- Virginia has posted back-to-back 20-win seasons for the first time since 1991-92 and 1992-93.
- Virginia has won 22 or more games in back-to-back seasons for the first time since winning 30 in 1981-82 and 29 in 1982-83.
- The Cavaliers' 20 home wins (20-1) are a school record.
- The Cavaliers' 11 ACC wins were their most since 11 in 2006-07.
- Virginia is one of seven Division I teams to improve its win total in each of the last four years (Colorado State, Indiana, North Carolina Central, Oregon, Southeast Missouri State and Southern Miss).
- UVa is the only ACC team to improve its conference record in each of the last four seasons (5 wins in 2009-10, 7 wins in 2010-11, 9 wins in 2011-12 and 11 wins in 2012-13). UVa had four ACC wins in 2008-09.
- The Cavaliers concluded the ACC season with a 9-0 home record, marking the fourth time in school history they have gone undefeated at home during ACC action (1981, 1982, 2007 and 2013).
- Virginia went 2-1 vs. ranked opponents, defeating No. 3 Duke and No. 19 NC State.

#### AN NIT QUARTERFINAL WIN OVER IOWA WOULD:

- Advance the Cavaliers to the NIT semifinals for the third time and first since 1992.
- Give UVa its most wins (24) since winning 25 games in 1994-95.
- Improve Tony Bennett's head coaching postseason record to 6-4.

### Starting Lineup vs. St. John's (3/24/13)

|   |    |                 |     |          |         |         |
|---|----|-----------------|-----|----------|---------|---------|
| G   | 1  | Jontel Evans    | Sr. | 4.4 ppg  | 2.5 rpg | 4.9 apg |
| • Ranks eighth all-time at UVa with 415 career assists                          |    |                 |     |          |         |         |
| G   | 2  | Paul Jesperson  | So. | 4.8 ppg  | 2.3 rpg | 0.9 apg |
| • Shooting 36.8 percent from 3-point range                                      |    |                 |     |          |         |         |
| G   | 12 | Joe Harris      | Jr. | 16.4 ppg | 4.1 rpg | 2.2 apg |
| • Has nine 20-point games, including a career-high 36 points vs. Duke (2/28/13) |    |                 |     |          |         |         |
| G   | 23 | Justin Anderson | Fr. | 7.1 ppg  | 3.2 rpg | 2.3 apg |
| • Leads UVa freshmen in scoring, rebounding, assists and blocked shots          |    |                 |     |          |         |         |
| F   | 25 | Akil Mitchell   | Jr. | 13.3 ppg | 9.0 rpg | 1.3 spg |
| • Has led UVa in scoring in five of the last six games                          |    |                 |     |          |         |         |

Virginia Athletics Media Relations • 154 John Paul Jones Arena, PO Box 400853, Charlottesville, VA 22904 • Office: (434) 982-5500 • Fax: (434) 982-5525

Erich Bacher (Primary Men's Basketball Contact)  
Steve Kirkland (Secondary Men's Basketball Contact)

Office: (434) 982-5530  
Office: (434) 982-5535

Cell: (720) 318-5538  
Cell: (434) 825-5241

Email: bacher@virginia.edu  
Email: skirkland@virginia.edu

### National Rankings

#### ASSOCIATED PRESS (Monday, March 18)

|           |                   |              |              |
|-----------|-------------------|--------------|--------------|
| 1         | Gonzaga (45)      | 31-2         | 1,604        |
| 2         | Louisville (20)   | 29-5         | 1,579        |
| 3         | Kansas            | 29-5         | 1,459        |
| 4         | Indiana           | 27-6         | 1,410        |
| <b>5</b>  | <b>Miami (FL)</b> | <b>27-6</b>  | <b>1,353</b> |
| <b>6</b>  | <b>Duke</b>       | <b>27-5</b>  | <b>1,297</b> |
| 7         | Ohio State        | 26-7         | 1,243        |
| 8         | Georgetown        | 25-6         | 1,204        |
| 9         | Michigan State    | 25-8         | 1,038        |
| 10        | New Mexico        | 29-5         | 989          |
| 10        | Michigan          | 26-7         | 989          |
| 12        | Kansas State      | 27-7         | 903          |
| 13        | Saint Louis       | 27-6         | 810          |
| 14        | Florida           | 26-7         | 768          |
| 15        | Marquette         | 23-8         | 646          |
| 16        | Syracuse          | 26-9         | 626          |
| 17        | Oklahoma State    | 24-8         | 595          |
| <b>18</b> | <b>Wisconsin</b>  | <b>23-11</b> | <b>528</b>   |
| 19        | Memphis           | 30-4         | 424          |
| 20        | Pittsburgh        | 24-8         | 293          |
| 21        | Arizona           | 25-7         | 259          |
| 22        | Creighton         | 27-7         | 215          |
| 23        | Notre Dame        | 25-9         | 198          |
| 24        | UCLA              | 25-9         | 189          |
| 25        | Oregon            | 26-8         | 172          |

Others receiving votes: Virginia Commonwealth 163, **North Carolina 51**, UNLV 38, Butler 17, **Florida State 14**, Ole Miss 13, Saint Mary's 11, Belmont 11, Colorado State 10, Wichita State 5, Montana 1

#### USA TODAY COACHES (Monday, March 18)

|           |                       |              |            |
|-----------|-----------------------|--------------|------------|
| 1         | Gonzaga (30)          | 31-2         | 774        |
| 2         | Louisville (1)        | 29-5         | 743        |
| 3         | Kansas                | 29-5         | 703        |
| 4         | Indiana               | 27-6         | 639        |
| <b>5</b>  | <b>Miami (FL)</b>     | <b>27-6</b>  | <b>639</b> |
| 6         | Ohio State            | 26-7         | 611        |
| <b>7</b>  | <b>Duke</b>           | <b>27-5</b>  | <b>609</b> |
| 8         | Georgetown            | 25-6         | 543        |
| 9         | Michigan State        | 25-8         | 496        |
| 10        | New Mexico            | 29-5         | 465        |
| 11        | Michigan              | 26-7         | 441        |
| 12        | Florida               | 26-7         | 420        |
| 13        | Saint Louis           | 27-6         | 398        |
| 14        | Kansas State          | 27-7         | 370        |
| 15        | Memphis               | 30-4         | 323        |
| 16        | Marquette             | 23-8         | 291        |
| <b>17</b> | <b>Wisconsin</b>      | <b>23-11</b> | <b>276</b> |
| 18        | Syracuse              | 26-9         | 263        |
| 19        | Oklahoma State        | 24-8         | 240        |
| 20        | Arizona               | 25-7         | 183        |
| 21        | Creighton             | 27-7         | 142        |
| 22        | Pittsburgh            | 24-8         | 123        |
| 23        | Virginia Commonwealth | 26-8         | 97         |
| 24        | Oregon                | 26-8         | 66         |
| 25        | Saint Mary's          | 27-6         | 63         |

Others receiving votes: UCLA 46, **North Carolina 37**, Notre Dame 26, Belmont 21, Ole Miss 10, Butler 9, Colorado State 5, UNLV 3

#### 2012-13 Opponents in Bold

#### ALL-TIME VS. IOWA

- Virginia is 0-1 all-time vs. Iowa in a series that dates back to 1997.
- The Hawkeyes defeated the Cavaliers, 73-60, in the 1997 NCAA Tournament on March 13 in Salt Lake City, Utah.

#### ALL-TIME VS. BIG TEN CONFERENCE OPPONENTS

- Virginia is 20-19 all-time vs. current Big Ten Conference opponents (5-2 vs. Minnesota, 5-3 vs. Penn State, 3-0 vs. Northwestern, 2-1 vs. Wisconsin, 2-2 vs. Michigan, 1-1 vs. Purdue, 1-2 vs. Indiana, 1-3 vs. Ohio State, 0-3 vs. Michigan State, 0-1 vs. Nebraska and 0-1 vs. Iowa).
- UVa is the only ACC team to win in each of the last three ACC/Big Ten Challenges, while Iowa is the only Big Ten team lose in each of the last three years.

#### RECORD VS. 2012-13 COMMON OPPONENTS

- Virginia went 2-0 vs. Virginia Tech, while Iowa was 0-1.
- Virginia went 1-0 vs. Wisconsin, while Iowa was 1-1.

#### AGAINST THE 2013 NIT FIELD

- Virginia is 6-1 this season against the 2013 NIT field (2-0 vs. Maryland, 1-0 vs. Tennessee, 1-0 vs. Norfolk State, 1-0 vs. St. John's and 1-1 vs. Florida State).

#### LAST TIME OUT

- Virginia defeated St. John's 68-50 in the second round of the NIT on Sunday, March 24.
- Freshmen Justin Anderson (18) and Taylor Barnette (13) had career highs in scoring.
- Junior Akil Mitchell added 11 points and a team-high nine rebounds.
- The Cavaliers shot 50 percent or better (22-44 for 54.5%) from the field for the 12th time and first since shooting 54.2 percent (32-59) vs. Georgia Tech (2/24/13).
- Virginia freshmen had 46 points, including all 28 bench points.

#### EMBRACE THE PACE

- The Cavaliers rank in the top 16 nationally in eight defensive categories: points per game (4th), assists per game (7th), points per possession (12th), field goal percentage (12th), possessions per 40 minutes (14th), true shooting percentage (14th), effective field goal percentage (15th) and fouls per game (16th) as of March 25.
- The Cavaliers have held 26 of their 34 opponents under 60 points this season.
- UVa held its ACC opponents under 60 points in 14 of 18 games.
- UVa has held eight opponents under 50 points this season.
- The Cavaliers have held four opponents (Tennessee, Mississippi Valley State, Wofford and Florida State) under 40 points this season.
- UVa has held its opponent under 43 percent shooting from the field in 22 of 34 games.
- The Cavaliers have held an opponent under 20 points in a half nine times this season.

#### HEAD COACH TONY BENNETT

- Head coach Tony Bennett has posted a 76-52 mark in four seasons at UVa.
- Bennett has a 145-85 career record in seven seasons of collegiate coaching, including a 32-34 mark in ACC action.
- Bennett is 2-1 all-time in the NIT (67-56 win vs. Norfolk State and 68-50 win vs. St. John's at UVa and a 68-57 loss at St. Mary's in 2007 as head coach at Washington State).
- Bennett is 5-4 all-time in the postseason as a head coach (2-1 at UVa and 3-3 at WSU).
- Bennett, who has guided the Cavaliers to 22 or more wins in each of the last two seasons, led Virginia to its first NCAA Tournament since 2007 last season.
- Bennett is the first UVa head coach to post back-to-back 20-win seasons since Jeff Jones in 1991-92 and 1992-93.
- UVa's 11 ACC wins in 2012-13 were its most since 11 in 2006-07.
- Bennett is one of 18 Division I head coaches who played in the NBA.

#### HARRIS, MITCHELL AND EVANS HONORED BY ACSMA AND ACC COACHES

- Joe Harris was named to the All-ACC First Team by ACSMA and the ACC Coaches (unanimous).
- Akil Mitchell was named to the All-ACC Third Team by ACSMA and the ACC Coaches.
- Jontel Evans was named to the All-ACC Defensive Team by ACSMA and the ACC Coaches.
- Harris ranked second in the ACC in scoring at 18.4 ppg in league play.
- Mitchell ranked third in the ACC in rebounding at 8.8 rpg, while Evans was Virginia's top perimeter defender on a team that yielded a league-low 57.2 points per game in ACC play.

#### NATIONAL DEFENSIVE RANKINGS

|                        |      |      |
|------------------------|------|------|
| Points/Game            | 55.0 | 4th  |
| Assists/Game           | 9.0  | 7th  |
| Points/Possession      | 0.9  | 12th |
| Field Goal %           | 38.5 | 12th |
| Possessions/40 Minutes | 61.4 | 14th |
| True Shooting %        | 47.5 | 14th |
| Effective FG %         | 43.7 | 15th |
| Fouls/Game             | 15.4 | 16th |

**NO ORDINARY JOE**

- Joe Harris is averaging a career-high 16.4 points, 4.1 rebounds and 2.3 assists per game.
- Harris ranks second all-time at UVa in career 3-point shooting accuracy at 41 percent.
- Harris ranks sixth on UVa's career 3-pointer list with 189.
- Harris is tied for 27th all-time at UVa with 1,244 career points.
- Harris' 75 3-pointers this season rank ninth on Virginia's single-season list.
- Harris has led UVa in scoring 31 times and has scored in double figures 66 times in 97 career games.
- Harris has led UVa in scoring 19 times this season and has nine 20-point games (20 vs. Delaware, 22 at Wisconsin, 20 vs. Green Bay, 22 vs. NC State, 21 vs. Clemson, 22 at Maryland, 26 vs. Virginia Tech, 27 at North Carolina and a career-high 36 vs. Duke).
- Harris is averaging 12.3 ppg over the last six games since his career-high 36 points vs. Duke (2/28/13).

**AKIL HAS A FEEL**

- Akil Mitchell is averaging a career-high 13.3 points and 9.0 rebounds per game.
- Mitchell is averaging 9.2 points and 4.6 rebounds more per game this season than last season.
- Mitchell has 12 double-doubles this season (15-13 vs. Delaware, 14-16 vs. Seattle, 11-10 at Wisconsin, 13-12 vs. Tennessee, 15-12 vs. Morgan State, 10-10 at Wake Forest, 14-12 vs. NC State, 13-12 at Georgia Tech, 19-12 vs. Duke, 15-12 at Florida State, 15-10 vs. Maryland and 15-11 vs. Norfolk State).
- Mitchell's 12 doubles-doubles are the most since Travis Watson's 16 in 2002-03.
- Mitchell has scored in double figures in 27 of 34 games.
- Mitchell scored a career-high 20 points vs. Green Bay (12/1/12) and Mississippi Valley State (12/8/12) and an ACC high of 19 points vs. Duke (2/28/13).
- Mitchell has led UVa in rebounds in 27 games.
- Mitchell has led UVa in scoring in five of the last six games and 10 games overall.

**ACC INDIVIDUAL RANKINGS (AS OF MARCH 25)**

- Joe Harris ranks fourth in the ACC in scoring (16.4 ppg) and 3-point shooting accuracy (42.6%) and fifth in made 3-point field goals per game (2.2).
- Akil Mitchell ranks third in rebounding (9.0 rpg) and defensive rebounds per game (6.3), fourth in field goal percentage (54.9%), seventh in offensive rebounds per game (2.6), tied for 10th in steals per game (1.3) and 15th in scoring (13.3 ppg).

**ACC NOTES**

- UVa ranks first in the ACC in scoring defense (55.0) and second in field goal percentage defense (38.5%).
- In 18 ACC games, Joe Harris ranked second in scoring (18.4 ppg), fifth in 3-point field goal percentage (43%) and made 3-point field goals per game (2.4), sixth in free throw percentage (78.8%), eighth in field goal percentage (48.3%) and ninth in minutes per game (34.3).
- Akil Mitchell ranked second in field goal percentage (55%), third in rebounding (8.8 rpg) and defensive rebounds per game (6.4), tied for eighth in steals per game (1.2), ninth in offensive rebounds per game (2.4) and 18th in scoring (13 ppg).
- Jontel Evans ranked second in assists per game (5.3) and fifth in assist/turnover ratio (2.0).

**RECORDS WATCH**

- Jontel Evans needs 12 assists to pass John Johnson (1985-88) for seventh on UVa's career list.
- Evans needs 10 steals to pass Sammy Zeglinski (2008-12) for 10th on UVa's career list.
- Joe Harris needs 12 3-pointers to pass Sammy Zeglinski (2008-12) for fifth on UVa's career list.
- Harris needs 20 points to pass Tony Laquintano (1960-62) for 26th on UVa's career list.
- Harris needs five 3-pointers to pass Sean Singletary (2006-07) for eighth on UVa's single-season list.
- Akil Mitchell needs 17 rebounds to pass Travis Watson (2002-03) for sixth on UVa's single-season list.

**FOUNTAIN OF YOUTH**

- Five Virginia freshmen (Justin Anderson, Taylor Barnette, Teven Jones, Evan Nolte and Mike Tobey) have started at least one game this season.
- UVa freshmen have scored all of the Cavaliers' bench points in 22 games, including a season-high 35 against Wofford (12/30/12).
- UVa freshmen scored a season-high 50 points vs. Seattle (11/17/12).
- Anderson leads the newcomers in scoring at 7.1 points per game, followed by Tobey (6.5), Nolte (5.8), Jones (2.9) and Barnette (2.7).
- UVa freshmen are averaging 23 points per game, which marks the most since Cavalier freshmen averaged 27.3 ppg in 2003-04.
- Three different freshmen (Mike Tobey, Evan Nolte and Justin Anderson) have led UVa in scoring six times.
- UVa started three freshmen (Anderson, Tobey and Barnette) in a game vs. George Mason for the first time in school history.

**UVa Records Watch**
**CAREER ASSISTS**

| Name                                | Career Assists |
|-------------------------------------|----------------|
| 1. John Crotty (1988-91)            | 683            |
| 2. Jeff Jones (1979-82)             | 598            |
| 3. Sean Singletary (2005-08)        | 587            |
| 4. Donald Hand (1998-01)            | 529            |
| 5. Othell Wilson (1981-84)          | 493            |
| 6. Harold Deane (1994-97)           | 468            |
| 7. John Johnson (1985-88)           | 426            |
| <b>8. Jontel Evans (2010-pres.)</b> | <b>415</b>     |
| 9. Cory Alexander (1992-95)         | 401            |
| 10. Barry Parkhill (1971-73)        | 369            |

**CAREER STEALS**

| Name                               | Career Steals |
|------------------------------------|---------------|
| 1. Othell Wilson (1981-84)         | 222           |
| 2. Sean Singletary (2005-08)       | 200           |
| 3. Jeff Jones (1979-82)            | 189           |
| Chris Williams (1999-02)           | 189           |
| 5. Harold Deane (1994-97)          | 179           |
| Donald Hand (1998-01)              | 179           |
| 7. Bryant Stith (1989-92)          | 177           |
| 8. Richard Morgan (1986-89)        | 160           |
| 9. Adam Hall (1999-02)             | 157           |
| 10. Sammy Zeglinski (2008-12)      | 156           |
| <b>* Jontel Evans (2010-pres.)</b> | <b>147</b>    |

**CAREER 3-POINTERS**

| Name                              | Career 3FGs |
|-----------------------------------|-------------|
| 1. Curtis Staples (1995-98)       | 413         |
| 2. Harold Deane (1994-97)         | 237         |
| 3. Sean Singletary (2005-08)      | 222         |
| 4. J.R. Reynolds (2004-07)        | 221         |
| 5. Sammy Zeglinski (2008-12)      | 200         |
| <b>6. Joe Harris (2011-pres.)</b> | <b>189</b>  |

**CAREER 3FG PERCENTAGE  
(MIN 100 3FG MADE)**

| Name                              | FG-FGA         | FG%         |
|-----------------------------------|----------------|-------------|
| 1. Keith Friel (2000-01)          | 107-254        | .421        |
| <b>2. Joe Harris (2011-pres.)</b> | <b>189-461</b> | <b>.410</b> |
| 3. Todd Billet (2003-04)          | 156-398        | .392        |
| 4. Curtis Staples (1995-98)       | 413-1079       | .383        |
| 5. Roger Mason, Jr. (2000-02)     | 137-365        | .375        |

**1,000 POINT SCORERS**

| Name                               | Career Points |
|------------------------------------|---------------|
| 1. Bryant Stith (1989-92)          | 2,516         |
| 2. Jeff Lamp (1978-81)             | 2,317         |
| 3. Buzzy Wilkinson (1953-55)       | 2,233         |
| 4. Ralph Sampson (1980-83)         | 2,228         |
| 5. Sean Singletary (2005-08)       | 2,079         |
| 10. Curtis Staples (1995-98)       | 1,757         |
| 20. Jim Connelly (1965-67)         | 1,426         |
| 25. Cory Alexander (1992-95)       | 1,286         |
| 26. Tony Laquintano (1960-62)      | 1,263         |
| <b>27. Joe Harris (2011-pres.)</b> | <b>1,244</b>  |
| Marc Iavaroni (1975-78)            | 1,244         |
| 28. Tom Sheehy (1984-87)           | 1,241         |
| 29. Billy Langloh (1974-77)        | 1,240         |



**ANDERSON NAMED ACC ROOKIE OF THE WEEK**

- Justin Anderson earned ACC Rookie of the Week honors Feb. 11 after averaging 15.5 points, 5.0 rebounds, 2.5 assists and 1.5 steals in wins over Clemson and Maryland (2/10/13).
- He became Virginia's first ACC Rookie of the Week since KT Harrell in 2010-11.

**CARRYING ON WITH OR WITHOUT DARION**

- Forward Darion Atkins missed eight regular-season games with a right shin injury.
- Atkins has started 12 games and is averaging 4.8 points, 3.2 rebounds and 1.1 blocks per game.
- He scored a career-best 17 points vs. Morgan State (12/19/12) and grabbed a career-high 11 rebounds vs. Green Bay (12/1/12).
- UVA is 9-3 with Atkins in the starting lineup.
- Atkins led UVA with 19 blocked shots last year and ranks second with 28 this season.

**HOLDING FOES UNDER 50**

- Virginia is 8-0 this season when holding opponents under 50 points.
- Virginia is 25-1 when holding opponents under 50 points in the Tony Bennett era.
- In 2011-12, UVA set an ACC record during the shot clock era by holding 11 opponents under 50 points.
- The 11 games of holding opponents under 50 points were the most for Virginia since holding 16 opponents under 50 points in 1945-46.

**THE ELECTRIC 70s**

- Virginia is 35-3 when scoring at least 70 points under Tony Bennett.
- The Cavaliers are 41-49 over the past four seasons when scoring under 70 points.

**60 IS THE NEW 70**

- UVA is 19-3 when scoring at least 60 points and 4-8 when scoring under 60 points.
- Last season, Virginia was 18-2 when scoring at least 60 points and 4-8 when scoring under 60 points.

**NOT SO FAST BREAK**

- Virginia has held 32 of its 34 opponents to fewer than 10 fast break points.
- The Cavaliers held Wisconsin, Mississippi Valley State, Wake Forest, Clemson, Florida State, Virginia Tech and Georgia Tech without a fast break point.

**CLEANING THE GLASS**

- Virginia, which is averaging 32.4 rebounds per game, has outrebounded its opponent in 19 of 34 games and is 15-4 in those games.
- The Cavaliers have grabbed eight or more offensive rebounds in 18 games.
- Akil Mitchell leads Virginia in offensive rebounds (90), defensive rebounds (215) and total rebounds (305).

**VIRGINIA VS. RANKED OPPONENTS**

- Virginia is 122-309 vs. ranked opponents, including a 24-119 mark against top-5 foes, since 1953-54.
- The Cavaliers are 1-26 vs. No. 1-ranked opponents (86-73 vs. No. 1 North Carolina on Jan. 30, 1986).
- Virginia is 7-13 against ranked opponents, including a 1-6 mark vs. top five opponents, in the Tony Bennett era.
- The Cavaliers are 2-1 vs. ranked opponents this season, defeating No. 19 NC State (1/29/13) and No. 3 Duke (2/28/13) and losing at No. 2 Miami (2/19/13).

**THERE'S NO PLACE LIKE HOME AT JPJ**

- Virginia is 93-32 (.744) in seven seasons at John Paul Jones Arena.
- Virginia's 20 home wins this season (20-1) are a school record, breaking the previous mark of 16 set in 2006-07 (first year of JPJA, 16-1).
- The Cavaliers' 19-game home winning streak is a JPJ record and their longest home winning streak since the school-record 34 game home winning streak (1980-83) at University Hall.
- Virginia is 55-16 (.775) at home under head coach Tony Bennett.
- The Cavaliers are playing in their single-season, school-record 22nd home game, surpassing the 20 home games in 2007-08.

**NOTE WORTHY**

- The Cavs are 23-9 when limiting opponents to less than 50 percent shooting from the field.
- UVA is 13-4 when shooting 70 percent or better from the free throw line.
- Virginia reserves have scored 10 or more points in 30 of 34 games.
- UVA has used nine different starting lineups this season.
- Joe Harris and Akil Mitchell have started every game.
- Virginia's 146 blocked shots are its most since 156 in 1998-99.
- UVA's 56-36 win over Florida State on Jan. 19 tied a school record for fewest points allowed to an ACC opponent (NC State, 36, Feb. 10, 1982).
- The 84 combined points in the Virginia-Tennessee game tied for the lowest total in UVA history during the shot-clock era (UVA 46-38).

**MEDIA INFORMATION****PRESS CREDENTIALS**

Media members interested in obtaining season or game credentials should contact Erich Bacher via email at bacher@virginia.edu, office phone (434) 982-5530 or cell phone (720) 318-5538. Please allow ample time for credentials to be mailed to you. We would like to receive credential requests no later than 10 days prior to the game if at all possible. Credentials that can't be mailed will be held for pickup at the will call window at John Paul Jones Arena. You must have a press pass to be admitted to the media area and the press room.

**PHOTO CREDENTIALS**

All photographers and camera operators must wear a visible credential issued by the Virginia athletics media relations office. Photographers work from the baselines at both ends of the court at John Paul Jones Arena. Live television is given top priority for courtside space.

**PRESS PARKING**

Press parking passes are provided upon request on a limited basis. If you need a parking pass, please be sure to inform the UVA athletics media relations office when making your press or photo credential request.

**INTERVIEWS**

All requests for interviews with Virginia basketball coaches and players should be made through Erich Bacher in the athletics media relations office. It is requested you allow the athletics media relations staff at least one day, preferably longer, to arrange an interview.

**POSTGAME INTERVIEWS**

Virginia head coach Tony Bennett and the visiting head coach will meet with media representatives in the press room after each game at John Paul Jones Arena. The first coach will be available in the press room approximately 10 minutes after the conclusion of the game and the second coach will be in the press room approximately 20 minutes after the game. Virginia players will be available in the team meeting room adjacent to the men's basketball locker room after home games.

**RADIO**

Each visiting school is allowed one free radio broadcast from John Paul Jones Arena. The Virginia athletics media relations office provides two ISDN lines and three business touchtone lines for use by the visiting broadcast crew. Radio network crews work from a courtside location at the scorer's table. Three seats are available at the table and one seat behind the visitor's broadcast location.

**GAME SERVICES**

Information packets are available before each game at John Paul Jones Arena, and a full statistical summary and play-by-play sheets are distributed at halftime and after the game. Quotes from both coaches and two or three players from each team will be available at the conclusion of the game. A pregame meal is served for working members of the media in the press room on the event level of John Paul Jones Arena.

**TELEPHONES/WIRELESS**

The Virginia athletics media relations office will have a limited number of telephones available for postgame reporting. Should you require your own telephone for game coverage, please contact Darlene Craig or Jim Daves in the Virginia athletics media relations office. A wireless network is available at John Paul Jones Arena for visiting media. A UVA media relations representative will provide login directions.

- UVA allowed under 40 points for two straight games (vs. Tennessee and Mississippi Valley State) for the first time since 1948-49 (38 by Langley Field, 39 by Richmond Royals).

### **LONG RANGE BOMBERS**

- UVA is shooting 38.3 percent from 3-point land, its second-best mark since shooting 38.8 percent in 2010-11.
- UVA has made 205 3-pointers in 34 games this season, eclipsing last year's total of 155 in 32 games.
- The Cavaliers made a season-high 12 3-pointers at North Carolina (2/16/13).
- Virginia has made 10 or more 3-pointers in four games.
- Virginia has shot 50 percent or better from 3-point range in seven games (North Texas, Green Bay, Wofford, North Carolina (2), Florida State and Maryland).
- The Cavaliers set a John Paul Jones Arena team record for 3-point shooting percentage in a game by drilling 8-of-11 (72.7%) shots beyond the arc vs. North Texas (11/20/12).

### **ALL-TIME VS. ACC OPPONENTS**

- Virginia is 511-684 all-time against current ACC members (9-7 vs. Boston College, 69-52 vs. Clemson, 84-53 vs. Virginia Tech, 49-115 vs. Duke, 18-22 vs. Florida State, 35-39 vs. Georgia Tech, 73-106 vs. Maryland, 5-10 vs. Miami, 50-128 vs. UNC, 59-82 vs. NC State and 60-70 vs. Wake Forest.)

### **VIRGINIA PICKED 7TH IN THE ACC**

- Virginia was selected seventh in the preseason poll at ACC Operation Basketball.
- The Cavaliers, who were picked fourth and finished fourth last season, have finished at or higher than their predicted finish in each of the last five seasons.
- NC State was the preseason favorite, followed by Duke, North Carolina, Florida State, Miami, Maryland, Virginia, Clemson, Georgia Tech, Virginia Tech, Wake Forest and Boston College.

### **INSIDE THE EIGHT-GAME WINNING STREAK**

- UVA's eight-game winning streak from Nov. 17-Dec. 19 was its longest since last year's 11-game winning streak from Nov. 19, 2011-Jan. 7, 2012.
- UVA shot 48 percent from the floor, 39.8 percent from the 3-point line and 75.7 percent from the free-throw line during the streak.
- UVA averaged 67.6 points per game and allowed 48.8 points per game during the streak.
- The Cavaliers limited opponents to 32.2 percent shooting from the floor and 24.4 percent from the 3-point line during the streak.
- Akil Mitchell led UVA in scoring during the streak at 13.9 points per game.

### **NONCONFERENCE RECAP**

- UVA is 12-4 in nonconference action this season and 44-18 in four years under head coach Tony Bennett.
- UVA started the season 1-2 in nonconference action as point guard Jontel Evans missed the first two games against George Mason and Fairfield and played just three minutes in the loss to Delaware. Point guard Teven Jones missed all three games to start the season due to suspension and injury.
- UVA has posted nonconference wins vs. Fairfield (54-45), Seattle (83-43), Lamar (63-44), North Texas (80-64), Wisconsin (60-54), Green Bay (67-51), Tennessee (46-38), Mississippi Valley State (67-39), Morgan State (75-57), Wofford (74-39), Norfolk State (67-56) and St. John's (68-50).

### **ABOUT THE 2012-13 SCHEDULE**

- Five of Virginia's opponents earned NCAA Tournament berths (Miami, Duke, North Carolina, North Carolina State and Wisconsin).
- Three of Virginia's opponents earned NIT bids (Tennessee, Maryland and Florida State)
- One opponent is competing in the College Basketball Invitational (George Mason).
- Two opponents competed in the CollegeInsider.com Postseason Tournament (Green Bay and Fairfield).

### **PERRANTES AND HALL SIGN WITH VIRGINIA**

- Virginia signed standout guards London Perrantes (Woodland Hills, Calif.) and Devon Hall (Virginia Beach, Va.) to National Letters of Intent on Nov. 14.
- Perrantes is ranked No. 86 on ESPN's Top 100 recruiting list for 2013, while Hall is ranked No. 77 on Rivals.com's Prospect Ranking list.

### **WATSON IS VIRGINIA'S 2013 ACC TOURNAMENT LEGEND**

- Former Virginia standout power forward Travis Watson was honored at the 2013 ACC Tournament as Cavaliers' ACC Men's Basketball Tournament Legend.
- Watson was a three-time All-ACC performer and four-year letterwinner from 1999-2003.
- Watson was a four-year starter, leading Virginia to a 72-48 record and four straight postseason tournament appearances, including three NIT bids and one NCAA appearance.

### **Virginia's Record When...**

|                                  | <b>All</b> | <b>ACC</b> |
|----------------------------------|------------|------------|
| Leading at the half:             | 18-3       | 7-2        |
| Trailing at the half:            | 5-7        | 4-4        |
| Tied at the half:                | 0-1        | 0-1        |
| Playing Overtime                 | -          | -          |
| Shooting 50% or better           | 11-1       | 5-1        |
| Shooting between 40-49.9%        | 10-2       | 5-2        |
| Shooting less than 40%           | 2-8        | 1-4        |
| Opponents shoot 50% or better    | 0-2        | 0-1        |
| Opponents shoot less than 50%    | 23-9       | 11-6       |
| UVA outrebounds its opponent     | 15-4       | 5-2        |
| Opponent outrebounds UVA         | 7-6        | 5-4        |
| Teams are tied in rebounds       | 1-1        | 1-1        |
| UVA has 10 or more steals        | 1-0        | -          |
| UVA shoots 70% FT or better      | 13-4       | 6-3        |
| UVA shoots less than 70% FT      | 10-7       | 5-4        |
| Scoring less than 50 points      | 1-1        | 0-1        |
| Scoring 50-59 points             | 3-7        | 2-4        |
| Scoring 60-69 points             | 9-2        | 3-1        |
| Scoring 70-79 points             | 6-0        | 4-0        |
| Scoring 80-89 points             | 4-1        | 2-1        |
| Scoring more than 90 points      | -          | -          |
| Allowing fewer than 50 points    | 8-0        | 2-0        |
| Allowing 50-59 points            | 12-6       | 7-5        |
| Allowing 60-69 points            | 3-3        | 2-1        |
| Allowing 70-79 points            | 0-1        | -          |
| Allowing 80-89 points            | -          | -          |
| Allowing 90 or more points       | 0-1        | 0-1        |
| Playing in John Paul Jones Arena | 20-1       | 9-0        |
| Playing on the road              | 3-8        | 2-7        |
| Playing on a neutral court       | 0-2        | -          |
| Game decided by 1-4 points       | 2-6        | 2-4        |
| Game decided by 5-10 points      | 5-2        | 2-1        |
| Game decided by 11 or more pts   | 16-3       | 7-2        |
| Playing at night                 | 15-7       | 8-4        |
| Playing in the afternoon         | 8-4        | 3-3        |
| Playing on Monday                | 2-0        | -          |
| Playing on Tuesday               | 4-2        | 2-1        |
| Playing on Wednesday             | 3-1        | 0-1        |
| Playing on Thursday              | 3-1        | 3-1        |
| Playing on Friday                | 0-2        | -          |
| Playing on Saturday              | 5-3        | 2-2        |
| Playing on Sunday                | 6-2        | 4-2        |
| Playing in November              | 5-2        | -          |
| Playing in December              | 5-1        | -          |
| Playing in January               | 5-2        | 5-2        |
| Playing in February              | 5-3        | 5-3        |
| Playing in March                 | 3-3        | 1-2        |
| Playing on TV                    | 16-10      | 11-7       |
| Playing Online Only              | 5-1        | -          |

### BROGDON REDSHIRTING THIS SEASON

- Sophomore guard Malcolm Brogdon is redshirting this season while recovering from successful foot surgery performed on March 7, 2012.
- Brogdon averaged 6.7 points and 2.8 rebounds per game in 28 games last season.

### EUROPEAN TOUR RECAP

- UVa posted a 2-3 mark during its five-game European Tour this past August.
- UVa competed against teams from the Netherlands, Belgium and France. Joe Harris led Virginia in scoring in Europe, averaging 15.6 points per game, while Jontel Evans averaged 7.8 assists per game. Akil Mitchell was UVa's top rebounder, pulling down 50 boards in the five games.

### McKAY PARTICIPATING IN "SHOTS FROM THE HEART"

- Associate Head Coach Ritchie McKay is participating in "Shots from the Heart", a project designed to raise awareness for the growing problem of heart disease, for the third consecutive year.
- College basketball coaches are competing against one another in a free throw shooting tournament, which benefits the American Heart Association.
- The event also pays tribute to the late Skip Prosser, who passed away on July 26, 2007 of a heart attack.
- This season, McKay defeated Tennessee Tech's Russ Willemson in the round of 64 and faces Middle Tennessee's Monte Towe in the round of 32.
- McKay reached the quarterfinals in 2011 and round of 32 in 2012.

### COACH'S CORNER RADIO SHOW

- The Farm Bureau Insurance Coach's Corner with Tony Bennett and the "Voice of the Cavaliers" Dave Koehn at the Wild Wing Cafe in Charlottesville airs on the Virginia Sports Radio Network and at VirginiaSports.com throughout the basketball season. The schedule for the Coach's Corner is as follows: Dec. 3, 10, 17; Jan. 2, 7, 14, 21, 28; Feb. 4, 11, 20, 25; March 4, 11, 18, 25 and April 1.

### ON THE HORIZON

- With a win over Iowa, Virginia would advance to the NIT semifinals vs. the Maryland-Alabama winner on Tuesday, April 2 at Madison Square Garden in New York.

## Head Coach Tony Bennett

### 4TH SEASON AT VIRGINIA

Alma Mater: Green Bay '92


Hometown: Green Bay, Wis.

### CAREER HEAD COACHING RECORD

76-52 4 seasons at Virginia

69-33 3 seasons at Washington State

145-85 7 seasons



### AT VIRGINIA

- Has improved Virginia's record in each of his first four seasons (15 wins in 2009-10, 16 wins in 2010-11, 22 wins in 2011-12 and 23 wins in 2012-13)
- Has improved Virginia's ACC record in each of his first four seasons (5 wins in 2009-10, 7 wins in 2010-11, 9 wins in 2011-12 and 11 wins in 2012-13)
- Recorded his 100th career win at Maryland in the 2010-11 regular-season finale
- First coach in Virginia history to win his first three ACC games

### AT WASHINGTON STATE

- 2007 National Coach of the Year
- Led WSU to the 2007 and 2008 NCAA Tournaments
- 2008 NCAA Sweet Sixteen
- Led WSU to the highest ranking in school history (No. 4)

### PLAYING CAREER

- Played for his father, Dick Bennett, at Green Bay
- Two-time Mid-Continent Conference Player of the Year
- Finished career as the all-time leading scorer in conference history with 2,285 points

## Bennett's Year-by-Year Coaching Record

| Year          | School           | Record        | Conference   | Postseason        |
|---------------|------------------|---------------|--------------|-------------------|
| 2006-07       | Washington State | 26-8          | 13-5         | NCAA 2nd Round    |
| 2007-08       | Washington State | 26-9          | 11-7         | NCAA Sweet 16     |
| 2008-09       | Washington State | 17-16         | 8-10         | NIT First Round   |
| 2009-10       | Virginia         | 15-16         | 5-11         |                   |
| 2010-11       | Virginia         | 16-15         | 7-9          |                   |
| 2011-12       | Virginia         | 22-10         | 9-7          | NCAA Second Round |
| 2012-13       | Virginia         | 23-11         | 11-7         | NIT Second Round  |
| <b>Totals</b> |                  | <b>145-85</b> | <b>64-56</b> |                   |

## 2012-13 Honors

|                                  |   |
|----------------------------------|---|
| All-ACC (Coaches).....           | Joe Harris (First Team)<br>Akil Mitchell (Third Team) |
| All-ACC (ACSMA).....             | Joe Harris (First Team)<br>Akil Mitchell (Third Team) |
| All-ACC Defensive (Coaches)..... | Jontel Evans  |
| ACC All-Defensive (ACSMA).....   | Jontel Evans  |
| USBWA All-District III .....     | Joe Harris  |
| ACC Rookie of the Week.....      | Justin Anderson (Feb. 11)                             |

| No. | Player   | Pos. | Yr.   | Ht.  | Wt. | Hometown         | PPG  | RBG | A   | BLK | STL | MPG  |
|-----|--|------|-------|------|-----|------------------|------|-----|-----|-----|-----|------|
| 0   | <b>Doug Browman</b> ( <i>Brow-man</i> )<br>• Has played in 19 games  | G    | Sr.   | 5-11 | 171 | Midlothian, Va.  | 0.1  | 0.9 | 13  | 0   | 1   | 6.3  |
| 1   | <b>Jontel Evans</b><br>• Averaging 4.9 assists per game and missed nine games with a foot injury   | G    | Sr.   | 5-11 | 193 | Hampton, Va.     | 4.4  | 2.5 | 122 | 0   | 23  | 29.0 |
| 2   | <b>Paul Jespersion</b> ( <i>JESS-per-sen</i> )<br>• Made at least one 3-pointer in 12 consecutive games from Feb. 13-March 15              | G    | So.   | 6-6  | 198 | Merrill, Wis.    | 4.8  | 2.3 | 30  | 16  | 18  | 25.9 |
| 4   | <b>Taylor Barnette</b><br>• Tallied a career-high 13 points vs. St. John's (3/24/13) and shooting 19-43 (44.2%) from 3-point range         | G    | Fr.   | 6-3  | 172 | Lexington, Ky.   | 2.7  | 0.7 | 18  | 1   | 1   | 9.6  |
| 5   | <b>Teven Jones</b><br>• Had seven points off the bench against Norfolk State (3/19/13)   | G    | R-Fr. | 6-0  | 180 | Kannapolis, N.C. | 2.9  | 0.7 | 34  | 2   | 14  | 13.7 |
| 10  | <b>Mike Tobey</b><br>• Has scored in double figures in seven games. Missed five games from Feb. 7-19 with mononucleosis                    | F/C  | Fr.   | 6-11 | 227 | Monroe, N.Y.     | 6.5  | 2.8 | 12  | 15  | 2   | 13.6 |
| 11  | <b>Evan Nolte</b><br>• Established career high in points (18), 3-pointers (5) and steals (4) at Virginia Tech (1/24/13)                    | F    | Fr.   | 6-8  | 207 | Milton, Ga.      | 5.8  | 2.4 | 36  | 16  | 27  | 20.1 |
| 12  | <b>Joe Harris</b><br>• Scored 20 or more points in nine games (six in ACC play)  | G    | Jr.   | 6-6  | 223 | Chelan, Wash.    | 16.4 | 4.1 | 75  | 17  | 31  | 32.5 |
| 13  | <b>Anthony Gill</b><br>• Sitting out 2012-13 season after transferring from South Carolina   | F    | So.   | 6-8  | 229 | Charlotte, N.C.  | --   | --  | --  | --  | --  | --   |
| 21  | <b>Justin Miller</b><br>• Joined the team as a walk-on after transferring from Missouri. Has not played this season                        | G    | Fr.   | 6-1  | 175 | Columbia, Mo.    | --   | --  | --  | --  | --  | --   |
| 22  | <b>Malcolm Brogdon</b><br>• Redshirting the 2012-13 season while recovering from foot surgery  | G    | So.   | 6-5  | 210 | Norcross, Ga.    | --   | --  | --  | --  | --  | --   |
| 23  | <b>Justin Anderson</b><br>• Has started the past 13 games and had a career-high 18 points and three blocked shots vs. St. John's (3/24/13) | G    | Fr.   | 6-6  | 226 | Montross, Va.    | 7.1  | 3.2 | 79  | 37  | 27  | 23.7 |
| 24  | <b>Caid Kirven</b><br>• Has seen action in six games   | F    | Fr.   | 6-8  | 217 | Raleigh, N.C.    | 0.0  | 0.6 | 0   | 0   | 0   | 2.4  |
| 25  | <b>Akil Mitchell</b> ( <i>Ah-keel</i> )<br>• Has 12 double-doubles, including 15 points and 11 rebounds vs. Norfolk State (3/19/13)        | F    | Jr.   | 6-8  | 230 | Charlotte, N.C.  | 13.3 | 9.0 | 50  | 14  | 43  | 30.6 |
| 30  | <b>Thomas Rogers</b><br>• Played in 10 games   | G    | Jr.   | 6-6  | 206 | Farmville, Va.   | 0.0  | 0.6 | 2   | 0   | 0   | 2.4  |
| 32  | <b>Darion Atkins</b> ( <i>Derry-on</i> )<br>• Missed eight games with a right shin injury  | F    | So.   | 6-8  | 225 | Clinton, Md.     | 4.8  | 3.2 | 9   | 28  | 11  | 16.2 |

**Head Coach:**
**Associate Head Coach:**
**Assistant Coaches:**
**Director of Basketball Operations:**
**Asst. AD for Men's Basketball Administration:**
**Graduate Manager:**
**Technology & Scouting Assistant:**
**Strength and Conditioning Coach:**
**Athletic Trainer:**
**Tony Bennett** (Green Bay '92 / fourth season at Virginia)

**Ritchie McKay** (Seattle Pacific '87 / fourth season at Virginia)

**Ron Sanchez** (SUNY-Oneonta '97 / fourth season at Virginia)

**Jason Williford** (Virginia '95 / fourth season at Virginia)

**Brad Soucie** (Christian Heritage '91 / fourth season at Virginia)

**Ronnie Wideman** (Washington State '06 / fourth season at Virginia)

**Mark Vershaw** (Wisconsin '01 / first season at Virginia)

**Marlon Stewart** (Washington State '08 / first season at Virginia)

**Mike Curtis** (Virginia '98 / fourth season at Virginia)

**Ethan Saliba** (Kansas '79 / 30th year at Virginia)

**Virginia's Game-by-Game Starting Lineup**

| Opponent       | Guard    | Guard  | Guard      | Forward  | Forward | Record | Opponent        | Guard | Guard  | Guard      | Forward  | Forward  | Record |
|----------------|----------|--------|------------|----------|---------|--------|-----------------|-------|--------|------------|----------|----------|--------|
| @ GMU          | Barnette | Harris | Anderson   | Mitchell | Tobey   | 0-1    | @ Virginia Tech | Evans | Harris | Jespersion | Mitchell | Nolte    | 2-0    |
| Fairfield      | Barnette | Harris | Jespersion | Mitchell | Atkins  | 1-0    | Boston College  | Evans | Harris | Jespersion | Mitchell | Nolte    | 3-0    |
| Delaware       | Anderson | Harris | Jespersion | Mitchell | Nolte   | 0-1    | NC State        | Evans | Harris | Jespersion | Mitchell | Nolte    | 4-0    |
| Seattle        | Anderson | Harris | Jespersion | Mitchell | Nolte   | 1-1    | @ Georgia Tech  | Evans | Harris | Jespersion | Mitchell | Nolte    | 4-1    |
| Lamar          | Jones    | Harris | Jespersion | Mitchell | Nolte   | 1-0    | Clemson         | Evans | Harris | Jespersion | Mitchell | Anderson | 1-0    |
| North Texas    | Jones    | Harris | Jespersion | Mitchell | Atkins  | 1-0    | @ Maryland      | Evans | Harris | Jespersion | Mitchell | Anderson | 2-0    |
| @ Wisconsin    | Jones    | Harris | Jespersion | Mitchell | Atkins  | 2-0    | Virginia Tech   | Evans | Harris | Jespersion | Mitchell | Anderson | 3-0    |
| Green Bay      | Jones    | Harris | Jespersion | Mitchell | Atkins  | 3-0    | @ No. Carolina  | Evans | Harris | Jespersion | Mitchell | Anderson | 3-1    |
| Tennessee      | Evans    | Harris | Jespersion | Mitchell | Atkins  | 1-0    | @ Miami         | Evans | Harris | Jespersion | Mitchell | Anderson | 3-2    |
| MVSU           | Jones    | Harris | Jespersion | Mitchell | Atkins  | 4-0    | Georgia Tech    | Evans | Harris | Jespersion | Mitchell | Anderson | 4-2    |
| Morgan State   | Jones    | Harris | Jespersion | Mitchell | Atkins  | 5-0    | Duke            | Evans | Harris | Jespersion | Mitchell | Anderson | 5-2    |
| vs. ODU        | Jones    | Harris | Jespersion | Mitchell | Atkins  | 5-1    | @ Boston Coll.  | Evans | Harris | Jespersion | Mitchell | Anderson | 5-3    |
| Wofford        | Jones    | Harris | Jespersion | Mitchell | Atkins  | 6-1    | @ Florida State | Evans | Harris | Jespersion | Mitchell | Anderson | 5-4    |
| North Carolina | Jones    | Harris | Jespersion | Mitchell | Atkins  | 7-1    | Maryland        | Evans | Harris | Jespersion | Mitchell | Anderson | 6-4    |
| @ Wake Forest  | Evans    | Harris | Jespersion | Mitchell | Atkins  | 1-1    | vs. NC State    | Evans | Harris | Anderson   | Mitchell | Tobey    | 0-1    |
| @ Clemson      | Evans    | Harris | Jespersion | Mitchell | Atkins  | 1-2    | Norfolk State   | Evans | Harris | Jespersion | Mitchell | Anderson | 7-4    |
| Florida State  | Evans    | Harris | Jespersion | Mitchell | Nolte   | 1-0    | St. John's      | Evans | Harris | Jespersion | Mitchell | Anderson | 8-4    |



**VIRGINIA ALL-TIME IN THE NATIONAL INVITATION TOURNAMENT (17-10)**

| <b>Date</b> | <b>Site - Round</b>                 | <b>Opponent</b>                                     | <b>Score</b>    |
|-------------|-------------------------------------|---|-----------------|
| 1941        | New York, N.Y. - Quarterfinal       | CCNY  | L 35-64         |
| 1972        | New York, N.Y. - Quarterfinal       | Lafayette   | L 71-72         |
| 1978        | Charlottesville, Va. - 1st Round    | Georgetown  | L 68-70 (OT)    |
| 1979        | Charlottesville, Va. - 1st Round    | Northeast Louisiana ( <i>now Louisiana-Monroe</i> ) | W 79-78         |
|             | Birmingham, Ala. - 2nd Round        | Alabama   | L 88-90         |
| 1980        | Charlottesville, Va. - 1st Round    | Lafayette   | W 67-56         |
|             | Charlottesville, Va. - 2nd Round    | Boston College                                      | W 57-55         |
|             | Charlottesville, Va. - Quarterfinal | Michigan  | W 79-68         |
|             | New York, N.Y. - Semifinal          | UNLV  | W 90-71         |
|             | New York, N.Y. - Final              | Minnesota   | W 58-55         |
| 1985        | Morgantown, W.Va. - 1st Round       | West Virginia                                       | W 56-55         |
|             | Charlottesville, Va. - 2nd Round    | St. Joseph's  | W 68-61         |
|             | Knoxville, Tenn. - Quarterfinal     | Tennessee   | L 54-61         |
| 1992        | Villanova, Pa. - 1st Round          | Villanova   | W 83-80         |
|             | Charlottesville, Va. - 2nd Round    | Tennessee   | W 77-52         |
|             | Richmond, Va. - Quarterfinal        | New Mexico  | W 76-71         |
|             | New York, N.Y. - Semifinal          | Florida   | W 62-56         |
|             | New York, N.Y. - Final              | Notre Dame  | W 81-76 (OT)    |
| 2000        | Charlottesville, Va. - 1st Round    | Georgetown  | L 111-115 (30T) |
| 2002        | Charlottesville, Va. - 1st Round    | South Carolina                                      | L 67-74         |
| 2003        | Charlottesville, Va. - 1st Round    | Brown   | W 89-73         |
|             | Jamaica, N.Y. - 2nd Round           | St. John's  | L 63-73         |
| 2004        | Charlottesville, Va. - 1st Round    | George Washington                                   | W 79-66         |
|             | Villanova, Pa. - 2nd Round          | Villanova   | L 63-73         |
| 2006        | Stanford, Calif. - 1st Round        | Stanford  | L 49-65         |
| 2013        | Charlottesville, Va. - 1st Round    | Norfolk State                                       | W, 67-56        |
|             | Charlottesville, Va. - 2nd Round    | St. John's  | W, 68-50        |



## The Last Time

### VIRGINIA INDIVIDUALS

- **Scored 30 points:** Joe Harris (36) vs. Duke (2/28/13)
- **Scored 40 points:** Sean Singletary (41) at Miami (3/1/08)
- **Two players with 20 points:** Joe Harris (20) and Akil Mitchell (20) vs. Green Bay (12/1/12)
- **Three players with 20 points:** Chris Williams (27), Roger Mason, Jr. (22) and Donald Hand (20) vs. Duke (1/5/00)
- **Four players with 20 points:** Chris Williams (23), Donald Hand (22), Adam Hall (21), and Travis Watson (20) vs. Georgetown (3/15/00)
- **A player with back-to-back 25-point games:** Joe Harris, 26 vs. Virginia Tech (2/12/13), 27 at North Carolina (2/16/13)
- **One player scored in double figures:** Joe Harris (16) at Miami (2/19/13)
- **No players scored in double figures:** vs. Maryland (1/27/11)
- **Five players scored in double figures:** Justin Anderson (14), Teven Jones (13), Evan Nolte (13), Joe Harris (12), Darion Mitchell (10) vs. North Texas (11/20/12)
- **Six players scored in double figures:** Sean Singletary (27), Adrian Joseph (13), Jamil Tucker (13), Mamadi Diane (12), Calvin Baker (11), Laurynas Mikalauskas (11), vs. Maryland (3/9/08)
- **Seven players scored in double figures:** Cornel Parker (20), Junior Burrough (15), Ted Jeffries (14), Cory Alexander (13), Jason Williford (12), Yuri Barnes (11) and Doug Smith (11) vs. Clemson (1/13/93)
- **Had 15 rebounds:** Akil Mitchell (16) vs. Seattle (11/17/12)
- **Had 20 rebounds:** Travis Watson (20) vs. Wofford (1/2/03)
- **Had 25 rebounds:** Bob Mortell (25) vs. Washington & Lee (2/27/60)
- **Two players with 10 rebounds:** Akil Mitchell (12) and Mike Scott (10) vs. NC State (3/9/11)
- **Three players with 10 rebounds:** Yuri Barnes (13), Jason Williford (12) and Junior Burrough (11) vs. Rice (12/4/93)
- **Double-Double:** Akil Mitchell (15 pts, 11 rebs) vs. Norfolk State (3/19/13)
- **Two players had a double-double:** Mike Scott (23 pts, 10 rebs) and Akil Mitchell (10 pts, 12 rebs) vs. NC State (3/9/12)
- **Three players had a double-double:** Jason Williford (10 pts, 15 rebs), Ted Jeffries (23 pts, 10 rebs), and Cornel Parker (11 pts, 11 rebs) at William & Mary (1/25/93)
- **Double-Double with points and assists:** Sean Singletary (22 pts, 10 assts) vs. Old Dominion (3/24/08)
- **Triple-Double:** Ralph Sampson (15 pts, 22 rebs, 10 blks) vs. Old Dominion (12/29/79)
- **Four Double-Doubles in a row:** Mike Scott [5 in a row] (27 pts, 15 rebs) vs. Oklahoma (11/23/10), (16 pts, 10 rebs) vs. Wichita State (11/24/10), (17 pts, 12 rebs) at Minnesota (11/29/10), (21 pts, 13 rebs) at Virginia Tech (12/5/10), (10 pts, 13 rebs) vs. Radford (12/7/10)
- **20 points and 20 rebounds:** Travis Watson (21 pts, 20 rebs) vs. Wofford (1/2/03)
- **10 assists:** Jontel Evans (10) vs. Howard (1/4/11)
- **5 Blocked Shots:** Justin Anderson (5) vs. Maryland (3/10/13)
- **5 Steals:** Jontel Evans (5) vs. Green Bay (12/1/12)
- **Led UVA in Points, Rebounds and Assists:** Joe Harris (19 pts, 8 rebs, 3 assts) vs. at George Mason (11/9/12)
- **Hit a last second shot to win a game:** Sean Singletary vs. Duke (2/1/07) [jumper with one second in OT]; J.R. Reynolds vs. Loyola Marymount (12/23/04) [layup with 1.5 seconds in regulation]
- **Played every minute:** Sylvan Landesberg (45) vs. Clemson (2/15/09)
- **Played more than 40 minutes:** Mike Scott (44), Sammy Zeglinski (44), Jontel Evans (42) at Maryland (3/4/12)

### VIRGINIA TEAM

- **Won in Overtime:** vs. Maryland, 61-58 (3/10/13)
- **Lost in Overtime:** vs. Miami, 62-69 (3/10/11)
- **Played Two Overtimes:** vs. Maryland, L 89-92 (2/19/05)
- **Played Three Overtimes:** vs. Georgetown, L 111-115 (3/15/00)
- **Shot 70 percent for a Half:** 77.3% (17-22) vs. Boston College - 2nd Half (1/26/13)
- **Shot 60 percent in a Game:** 63.8% (30-47) vs. Wofford (12/30/12)
- **Shot less than 30 percent in a Game:** 28.6% (16-56) vs. Duke (2/16/11)
- **Shot 90 percent from the free throw line:** 100% (11-11) vs. Lamar (11/19/12)
- **Shot 50 percent from 3-point line:** 57.1% (12-21) at North Carolina (2/16/13)
- **Shot less than 30 percent in a half:** 28.6% (8-28) in 2nd Half at Georgia Tech (2/3/13)
- **Shot less than 20 percent in a half:** 16.7% (4-24) in 2nd Half vs. Radford (12/7/10)
- **Shot 55 percent or better and lost:** 58.5% (31-53) at North Carolina (2/16/13)
- **Attempted 50 FTs:** 52 (made 34) vs. Howard (12/12/94)
- **Made 30 FTs:** 31 (36 att.) vs. Tennessee (3/18/07)
- **Made 10 3-pt FGs:** 12 at North Carolina (2/16/13)
- **Failed to make a 3-pt FG:** vs. Drake (11/21/11)
- **Had 50 rebounds:** 50 vs. North Carolina (1/15/09)
- **Had 25 assists:** 27 vs. Howard (11/21/01)
- **Had 15 steals:** 16 vs. NC State (2/24/08)
- **Had 10 blocks:** 10 at Virginia Tech (1/10/09)
- **Scored 50 pts in a half:** 58 at Minnesota, 2nd half (11/29/10)
- **Scored 60 pts in a half:** 60 vs. Gonzaga, 1st half (1/3/07)
- **Scored 70 pts in a half:** 70 vs. Coastal Carolina, 2nd half (11/20/00)
- **Scored 100 pts (ACC):** 103 vs. Maryland (1/16/07)
- **Scored 100 pts (non-conf):** 107 vs. VMI (11/16/08)
- **Scored under 20 pts in 1st half:** 15 vs. Delaware (11/13/12)
- **Scored under 20 pts in 2nd half:** 16 vs. BC (2/26/11)
- **Scored under 50 pts in a game:** 46 vs. Tennessee (12/5/12)
- **Defeated top-5 opponent:** 73-68 vs. #3 Duke (2/28/13)
- **Defeated top-5 opponent on the road:** 77-69 at #3 Duke (1/17/93)
- **Defeated top-ranked opponent:** 86-73 vs. #1 North Carolina (1/30/86)

### OPPONENT INDIVIDUALS

- **Scored 30 points:** Erick Green (35), Virginia Tech (1/24/13)
- **Scored 35 points:** Erick Green (35), Virginia Tech (1/24/13)
- **Scored 40 points:** J.J. Redick (40), Duke (1/28/06)
- **Scored 50 points:** Len Chappell (50), Wake (2/12/62)
- **Two players with 20 points:** Seth Curry (28) and Quinn Cook (22), Duke (2/28/13)
- **Three players with 20 points:** Seth Curry (26), Kyle Ohman (26), Anthony Smith (21), Liberty (11/25/08)
- **Two players with 30 points:** Trevor Powell (31) and Tony Smith (31), Marquette (2/3/90)
- **No players scored in double figures:** Florida State (1/19/13)
- **Five players scored in double figures:** Isaiah Thomas (18), C.J. Wilcox (17), Abdul Gaddy (12), Terrence Ross (12), Justin Holiday (11), Washington (11/22/10)
- **Six players scored in double figures:** C.J. Harris (15), Ari Stewart (12), Travis McKie (12), J.T. Terrell (11), Ty Walker (11), Gary Clark (10), at Wake Forest (1/29/11)
- **Seven players scored in double figures:** Stanley Burrell (15), Drew Lavender (13), C.J. Anderson (12), B.J. Raymond (12), Josh Duncan (11), Charles Bronson (11), and Jason Love (10), at Xavier (1/3/08)
- **Double-Double:** Rob Johnson (19 pts, 13 rebs), Norfolk State (3/19/13)
- **Double-Double with points and assists:** Eric Hayes (10 pts, 11 assts), at Maryland (1/20/09)
- **Two players had a double-double:** C.J. Leslie (20 pts, 14 rebs) & Richard Howell (12 pts, 11 rebs), NC State (1/29/13)
- **Had 15 rebounds:** Jamelle Hagins (16), Delaware (11/13/12)
- **Had 20 rebounds:** Tim Duncan (23), Wake (2/22/97)
- **Had 10 assists:** Eric Hayes (11), at Maryland (1/20/09)
- **5 Blocked Shots:** Alex Len (5), at Maryland (2/10/13)
- **5 Steals:** Sir'Dominic Porter (5), St. John's (3/24/13)
- **Hit a last second shot to win a game:** Ian Miller of Florida State (3/1/12) [0.8 seconds in regulation]

### OPPONENT TEAM

- **Shot less than 30 percent in a Game:** 26.9% (14-52), Norfolk State (3/19/13)
- **Shot less than 30 percent in a Game (ACC):** 26.9% (14-52), Maryland (2/18/12)
- **Shot 60 percent in a Game:** 63.8% (37-58), at Xavier (1/3/08)
- **Shot 55 percent or better and lost:** 55.3% (26-47), Cleveland State (11/25/09)
- **Scored 100 pts:** 106, Washington (11/22/10)
- **Scored 90 pts in an ACC game:** 93, North Carolina (2/16/13)
- **Scored 60 pts in a half:** 60, at Miami, 2nd half (3/1/08)
- **Scored 50 pts in a half:** 53, at North Carolina, 2nd half (2/16/13)
- **Scored under 20 pts in 1st half:** 16, Norfolk State (3/19/13)
- **Scored under 20 pts in 2nd half:** 17, Mississippi Valley State (12/8/12)
- **Scored under 50 pts in a game:** 41, Clemson (2/7/13)
- **Had 25 assists:** 27, at Xavier (1/3/08)
- **Had 15 steals:** 15, VMI (11/16/08)
- **Had 10 blocks:** 10 at Maryland (3/5/11)
- **Failed to make a 3-pt FG:** vs. Arizona State (11/27/99)

**John Paul Jones Arena Records**
**VIRGINIA PLAYERS**

**Points:** 40, J.R. Reynolds  
 vs. Wake Forest, 1/21/07  
**Most 1st Half Points:** 23, Sean Singletary  
 vs. Virginia Tech, 1/16/08  
**Most 2nd Half Points:** 26, Sylvan Landesberg  
 vs. Boston College, 2/4/09  
**Rebounds:** 18, Mike Scott  
 vs. VMI, 11/16/08  
**Field Goals:** 13, Sylvan Landesberg  
 vs. Boston College, 2/4/09  
**Field Goal Attempts:** 23, Sylvan Landesberg  
 vs. Boston College, 2/4/09  
**Field Goal Pct.:** 1.000 (9-9), Mike Scott  
 vs. Wake Forest, 2/8/12  
**3-Point Field Goals:** 8, Mustapha Farrakhan  
 vs. Howard, 1/4/11  
**3-Point FG Attempts:** 12, Sean Singletary  
 vs. Gonzaga, 1/3/07  
 12, Sean Singletary  
 vs. Georgia Tech, 2/24/07  
**3-Point FG Pct.:** 1.000 (3-3), 3x last Evan Nolte  
 vs. North Texas (11/20/12)  
**Free Throws Made:** 14, Sean Singletary  
 vs. Hampton, 12/16/06  
 14, Sylvan Landesberg  
 vs. Florida State, 1/24/09  
**Free Throw Attempts:** 16, Sean Singletary  
 vs. Hampton, 12/16/06  
**FT Pct.:** 1.000 (14-14), Sylvan Landesberg  
 vs. Florida State, 1/24/09  
**Assists:** 10, three times by Sean Singletary  
 last vs. Old Dominion, 3/24/08  
 10, Jontel Evans  
 vs. Howard, 1/4/11  
**Steals:** 7, Sean Singletary  
 vs. NC State, 2/24/08  
**Blocks:** 5, 2x, last by Justin Anderson  
 vs. Maryland, 3/10/13

**VIRGINIA TEAM**

**Most Points:** 108 vs. Gonzaga, 1/3/07  
**Fewest Points:** 41 vs. Duke, 2/16/11  
**Most 1st Half:** 60 vs. Gonzaga, 1/3/07  
**Fewest 1st Half:** 15, vs. Iowa State, 12/30/10  
**Most 2nd Half:** 57 vs. Arizona, 11/12/06  
**Fewest 2nd Half:** 15 vs. Duke, 2/16/11  
**Rebounds:** 54 vs. UMES, 11/26/06  
**Field Goals:** 43 vs. VMI, 11/16/08  
**Field Goal Attempts:** 82 vs. UNC, 1/15/09  
**Field Goal Pct.:** .667 (32-48)  
 vs. Howard, 1/4/11  
**3-Pt. FG:** 18 vs. Gonzaga, 1/3/07  
**3-Pt. FG Attempts:** 36 vs. Georgia Tech,  
 1/27/08  
**3-Point FG Pct.:** .727 (8-11)  
 vs. North Texas, 11/20/12  
**Free Throws:** 39 vs. Maryland, 1/16/07  
**FT Attempted:** 49 vs. Maryland, 1/16/07  
**Free Throw Pct.:** 1.000 (19-19)  
 vs. Winthrop, 11/15/11  
**Assists:** 24 vs. Howard, 11/14/07  
 24 vs. VMI, 11/16/08  
**Steals:** 16 vs. NC State, 2/24/08  
**Blocks:** 12 vs. Longwood, 2/13/07  
**Most Turnovers:** 21 vs. Longwood, 12/7/07  
 21 vs. Hampton, 12/19/07  
**Fewest Turnovers:** 4 vs. North Carolina, 2/25/12

**OPPONENT PLAYERS**

**Points:** 32, 3x last by DeWayne Jackson  
 Morgan State, 12/19/12  
**Most 1st Half Points:** 19, DeWayne Jackson  
 Morgan State, 12/19/12  
**Most 2nd Half Points:** 28, Talor Battle  
 Penn State, 11/30/09  
**Rebounds:** 16, 2x last by Jamelle Hagins  
 Delaware, 11/13/12  
**Field Goals:** 13, Elijah Millsap  
 UAB, 12/30/09  
**Field Goal Attempts:** 24, Malcolm Delaney  
 Virginia Tech, 1/28/10  
**Field Goal Pct.:** .875 (7-8), Ahmed Grant  
 UNC Wilmington, (1/18/10)  
**3-Point Field Goals:** 8, K.C. Rivers  
 Clemson, 2/7/08  
**3-Pt. FG Attempts:** 15, Malcolm Delaney  
 Virginia Tech, 2/19/11  
**3-Pt. FG Pct.:** 1.000 (5-5), Tony Dukes  
 USC Upstate, 11/15/10  
**Free Throws Made:** 15, Tyler Hansbrough  
 North Carolina, 1/15/09  
**FT Attempted:** 17, Tyler Hansbrough  
 North Carolina, 1/15/09  
**FT Pct.:** 1.000 (8-8), Tyrese Rice  
 Boston College, 2/4/09  
 1.000 (8-8), Sean Mosley  
 Maryland, 3/6/10  
**Assists:** 11, Cliff Hammonds  
 Clemson, 2/7/08  
**Steals:** 5, Jon Scheyer  
 Duke, 2/28/10  
**Blocks:** 6, Eric Hall  
 Radford, 11/21/08

**OPPONENT TEAM**

**Most Points:** 97, VMI, 11/16/08  
**Fewest Points:** 36, Florida State, 1/19/13  
**Most 1st Half:** 50, North Carolina, 1/15/09  
**Fewest 1st Half:** 10, Clemson, 2/7/13  
**Most 2nd Half:** 61, Gonzaga, 1/3/07  
**Fewest 2nd Half:** 13, Maryland, 2/18/12  
**Rebounds:** 48, North Carolina, 2/25/12  
**Field Goals:** 37, VMI, 11/16/08  
**Field Goal Attempts:** 79, VMI, 11/16/08  
**Field Goal Pct.:** .566 (30-53)  
 Liberty, 11/25/08  
**3-Pt. FG:** 16, Clemson, 2/7/08  
**3-Pt. FG Attempts:** 39, Hartford, 12/30/07  
**3-Point FG Pct.:** .615 (16-26)  
 Clemson, (2/7/08)  
**Free Throws:** 26, Boston College, 2/4/09  
**FT Attempted:** 31, Boston College, 2/4/09  
**Free Throw Pct.:** .944 (17-18)  
 American, 12/28/06  
**Assists:** 22, Clemson, 2/7/08  
**Steals:** 15, VMI, 11/16/08  
**Blocks:** 10, Radford, 11/21/08  
 North Carolina, 1/15/09  
**Most Turnovers:** 25, NC State, 2/24/08  
**Fewest Turnovers:** 4, Clemson, 1/31/12

**RECORD AT JPJ**

2006-07 to present 125 games.....93-32

**LONGEST WIN STREAK**

 19 games  
 from 11/17/12 vs. Seattle  
 through 3/24/13 vs. St. John's (active)

**LONGEST LOSING STREAK**

 4 games  
 from 2/6/10 vs. Wake Forest  
 through 3/6/10 vs. Maryland

**MISCELLANEOUS**

**Biggest Comeback:** 19 points  
 vs. Arizona, 11/12/06  
**Biggest Lead Given up in a Loss:** 14 points  
 vs. Bradley, 3/26/08  
**Largest Lead:** 45 points  
 vs. Northwestern, 11/27/07  
**Biggest Deficit:** 38 points  
 vs. Clemson, 2/7/08  
**Largest Margin of Victory:** 42 points,  
 vs. Northwestern, 11/27/07  
**Largest Margin of Defeat:** 31 points,  
 vs. Clemson, 2/7/08  
**Overtime Games (Record):** 7 (3-4)  
 Last: 61-58 win vs. Maryland, 3/10/13

**VIRGINIA 59** November 9, 2012  
**GEORGE MASON 63** Patriot Center • Fairfax, Va.

**VIRGINIA (0-1)**

| Player        | FG           | 3FG         | FT          | O-D          | Reb       | PF        | Pts       | A         | TO        | Blk      | Stl      | Min        |
|---------------|--------------|-------------|-------------|--------------|-----------|-----------|-----------|-----------|-----------|----------|----------|------------|
| Tobey (F)     | 2-6          | 1-1         | 0-0         | 0-1          | 1         | 2         | 5         | 0         | 1         | 0        | 0        | 18         |
| Mitchell (F)  | 4-6          | 0-0         | 3-5         | 3-4          | 7         | 1         | 11        | 0         | 1         | 1        | 2        | 30         |
| Barnette (G)  | 2-6          | 1-5         | 0-0         | 0-0          | 0         | 1         | 5         | 0         | 1         | 0        | 0        | 27         |
| Harris (G)    | 6-15         | 4-7         | 3-4         | 1-7          | 8         | 3         | 19        | 3         | 4         | 0        | 0        | 35         |
| Anderson (G)  | 1-5          | 0-3         | 2-5         | 2-1          | 3         | 3         | 4         | 3         | 1         | 0        | 1        | 27         |
| Browman       | 0-0          | 0-0         | 0-0         | 0-3          | 3         | 1         | 0         | 2         | 0         | 0        | 0        | 11         |
| Jespersion    | 1-3          | 0-1         | 0-0         | 1-1          | 2         | 1         | 2         | 1         | 0         | 0        | 0        | 19         |
| Nolte         | 2-6          | 2-4         | 0-0         | 1-1          | 2         | 4         | 6         | 3         | 2         | 0        | 0        | 17         |
| Atkins        | 3-5          | 0-0         | 1-1         | 3-1          | 4         | 4         | 7         | 0         | 2         | 0        | 0        | 16         |
|               |              |             |             | 0-2          | 2         |           |           |           |           |          |          |            |
| <b>TOTALS</b> | <b>21-52</b> | <b>8-21</b> | <b>9-15</b> | <b>11-21</b> | <b>32</b> | <b>20</b> | <b>59</b> | <b>12</b> | <b>12</b> | <b>1</b> | <b>3</b> | <b>200</b> |
|               | <b>.404</b>  | <b>.381</b> | <b>.600</b> |              |           |           |           |           |           |          |          |            |

**GEORGE MASON (1-0)**

| Player        | FG           | 3FG         | FT          | O-D         | Reb       | PF        | Pts       | A         | TO        | Blk      | Stl      | Min        |
|---------------|--------------|-------------|-------------|-------------|-----------|-----------|-----------|-----------|-----------|----------|----------|------------|
| Williams (F)  | 5-7          | 0-0         | 1-2         | 0-3         | 3         | 2         | 11        | 0         | 2         | 2        | 3        | 37         |
| Arledge (F)   | 2-2          | 0-0         | 0-0         | 0-3         | 3         | 4         | 4         | 2         | 1         | 0        | 0        | 13         |
| Okoloji (F)   | 3-5          | 1-1         | 1-2         | 0-4         | 4         | 1         | 8         | 0         | 1         | 0        | 1        | 24         |
| Allen (G)     | 4-7          | 2-2         | 3-4         | 0-4         | 4         | 1         | 13        | 5         | 1         | 0        | 1        | 32         |
| Wright (G)    | 6-9          | 2-4         | 1-5         | 0-2         | 2         | 2         | 15        | 2         | 2         | 0        | 0        | 33         |
| Bennett       | 1-1          | 0-0         | 0-0         | 1-0         | 1         | 0         | 2         | 0         | 1         | 0        | 0        | 5          |
| Holloway      | 0-2          | 0-1         | 0-0         | 0-1         | 1         | 0         | 0         | 0         | 0         | 0        | 0        | 4          |
| Vaughns       | 0-4          | 0-2         | 0-0         | 0-0         | 0         | 2         | 0         | 0         | 1         | 0        | 0        | 19         |
| Edwards       | 1-1          | 0-0         | 2-2         | 0-0         | 0         | 1         | 4         | 2         | 0         | 0        | 0        | 8          |
| Gujanovic     | 2-6          | 2-4         | 0-4         | 2-5         | 7         | 3         | 6         | 3         | 1         | 0        | 0        | 25         |
|               |              | 1-4         | 5           |             |           |           |           |           |           |          |          |            |
| <b>TOTALS</b> | <b>24-44</b> | <b>7-14</b> | <b>8-19</b> | <b>3-23</b> | <b>26</b> | <b>16</b> | <b>63</b> | <b>14</b> | <b>10</b> | <b>2</b> | <b>5</b> | <b>200</b> |
|               | <b>.545</b>  | <b>.500</b> | <b>.421</b> |             |           |           |           |           |           |          |          |            |

|                     |    |    |    |
|---------------------|----|----|----|
| <b>VIRGINIA</b>     | 25 | 34 | 59 |
| <b>GEORGE MASON</b> | 28 | 35 | 63 |

 Officials: Roger Ayers, Bernard Clinton, Tim Kelly  
 Technicals: none  
 Attendance: 9,840

**FAIRFIELD 45** November 12, 2012  
**VIRGINIA 54** John Paul Jones Arena • Charlottesville, Va.

**FAIRFIELD (1-1)**

| Player        | FG           | 3FG         | FT          | O-D          | Reb       | PF        | Pts       | A        | TO        | Blk      | Stl      | Min        |
|---------------|--------------|-------------|-------------|--------------|-----------|-----------|-----------|----------|-----------|----------|----------|------------|
| Barrow (F)    | 1-7          | 0-0         | 0-0         | 1-0          | 1         | 3         | 2         | 0        | 0         | 1        | 1        | 29         |
| Mikulic (F)   | 5-7          | 3-5         | 0-0         | 1-6          | 7         | 4         | 13        | 0        | 4         | 3        | 0        | 21         |
| Matthews (F)  | 1-3          | 0-1         | 2-2         | 2-2          | 4         | 2         | 4         | 0        | 0         | 1        | 0        | 22         |
| Needham (G)   | 4-11         | 2-8         | 0-0         | 0-4          | 4         | 2         | 10        | 4        | 3         | 0        | 1        | 37         |
| Wade (G)      | 3-10         | 2-5         | 2-2         | 2-4          | 6         | 1         | 10        | 4        | 3         | 0        | 1        | 33         |
| Jenkins       | 0-3          | 0-0         | 0-0         | 0-0          | 0         | 0         | 0         | 0        | 0         | 0        | 0        | 7          |
| Gilbert       | 0-0          | 0-0         | 0-0         | 0-0          | 0         | 0         | 0         | 0        | 0         | 0        | 0        | 2          |
| Sidibe        | 2-3          | 0-0         | 0-0         | 2-1          | 3         | 1         | 4         | 0        | 0         | 0        | 0        | 11         |
| Nickerson     | 1-3          | 0-2         | 0-2         | 1-2          | 3         | 3         | 2         | 1        | 3         | 0        | 2        | 28         |
|               |              |             |             | 1-1          | 2         |           |           |          |           |          |          |            |
| <b>TOTALS</b> | <b>17-47</b> | <b>7-21</b> | <b>4-6</b>  | <b>10-20</b> | <b>30</b> | <b>16</b> | <b>45</b> | <b>9</b> | <b>13</b> | <b>5</b> | <b>5</b> | <b>200</b> |
|               | <b>.362</b>  | <b>.333</b> | <b>.667</b> |              |           |           |           |          |           |          |          |            |

**VIRGINIA (1-1)**

| Player         | FG           | 3FG         | FT           | O-D          | Reb       | PF       | Pts       | A         | TO       | Blk      | Stl      | Min        |
|----------------|--------------|-------------|--------------|--------------|-----------|----------|-----------|-----------|----------|----------|----------|------------|
| Mitchell (F)   | 4-11         | 0-0         | 4-6          | 3-5          | 8         | 2        | 12        | 2         | 1        | 1        | 1        | 33         |
| Atkins (F)     | 0-2          | 0-0         | 0-0          | 0-1          | 1         | 0        | 0         | 0         | 1        | 1        | 0        | 9          |
| Jespersion (G) | 2-4          | 1-3         | 1-2          | 0-1          | 1         | 1        | 6         | 2         | 1        | 0        | 0        | 29         |
| Barnette (G)   | 0-0          | 0-0         | 0-0          | 0-1          | 1         | 1        | 0         | 0         | 0        | 0        | 0        | 18         |
| Harris (G)     | 5-11         | 0-0         | 5-6          | 2-5          | 7         | 2        | 15        | 3         | 1        | 1        | 1        | 34         |
| Browman        | 0-0          | 0-0         | 0-0          | 0-0          | 0         | 0        | 0         | 1         | 3        | 0        | 0        | 6          |
| Tobey          | 3-8          | 0-1         | 0-0          | 1-2          | 3         | 1        | 6         | 0         | 0        | 0        | 0        | 16         |
| Nolte          | 4-6          | 1-2         | 2-2          | 0-1          | 1         | 0        | 11        | 2         | 1        | 0        | 3        | 28         |
| Anderson       | 1-5          | 0-2         | 2-4          | 2-3          | 5         | 1        | 4         | 4         | 1        | 1        | 0        | 27         |
|                |              |             |              | 3-2          | 5         |          |           |           |          |          |          |            |
| <b>TOTALS</b>  | <b>19-47</b> | <b>2-8</b>  | <b>14-20</b> | <b>11-21</b> | <b>32</b> | <b>8</b> | <b>54</b> | <b>14</b> | <b>9</b> | <b>4</b> | <b>5</b> | <b>200</b> |
|                | <b>.404</b>  | <b>.250</b> | <b>.700</b>  |              |           |          |           |           |          |          |          |            |

|                  |    |    |    |
|------------------|----|----|----|
| <b>FAIRFIELD</b> | 30 | 15 | 45 |
| <b>VIRGINIA</b>  | 28 | 26 | 54 |

 Officials: Karl Hess, Les Jones, Alfred Smith  
 Technicals: none  
 Attendance: 8,568

**DELAWARE 59** November 13, 2012  
**VIRGINIA 53** John Paul Jones Arena • Charlottesville, Va.

**DELAWARE (2-1)**

| Player        | FG           | 3FG         | FT           | O-D          | Reb       | PF        | Pts       | A        | TO        | Blk      | Stl      | Min        |
|---------------|--------------|-------------|--------------|--------------|-----------|-----------|-----------|----------|-----------|----------|----------|------------|
| Brinkley (F)  | 3-4          | 0-0         | 0-0          | 1-0          | 1         | 2         | 6         | 0        | 4         | 1        | 0        | 26         |
| Hagins (F)    | 4-6          | 0-0         | 2-2          | 5-11         | 16        | 1         | 10        | 1        | 2         | 1        | 1        | 38         |
| Threath (G)   | 6-12         | 1-3         | 1-3          | 0-5          | 5         | 2         | 14        | 3        | 4         | 0        | 3        | 36         |
| Saddler (G)   | 3-12         | 2-6         | 7-8          | 0-4          | 4         | 3         | 15        | 2        | 2         | 0        | 0        | 30         |
| Anderson (G)  | 2-6          | 2-6         | 0-0          | 1-2          | 3         | 1         | 6         | 0        | 1         | 0        | 1        | 33         |
| Rogers        | 1-5          | 0-1         | 2-2          | 0-0          | 0         | 0         | 4         | 1        | 1         | 0        | 1        | 21         |
| Baptiste      | 1-2          | 0-0         | 2-2          | 2-1          | 3         | 4         | 4         | 0        | 0         | 0        | 1        | 16         |
|               |              |             |              | 1-0          | 1         |           |           |          |           |          |          |            |
| <b>TOTALS</b> | <b>20-47</b> | <b>5-16</b> | <b>14-17</b> | <b>10-23</b> | <b>33</b> | <b>13</b> | <b>59</b> | <b>7</b> | <b>14</b> | <b>2</b> | <b>7</b> | <b>200</b> |
|               | <b>.426</b>  | <b>.313</b> | <b>.824</b>  |              |           |           |           |          |           |          |          |            |

**VIRGINIA (1-2)**

| Player         | FG           | 3FG         | FT          | O-D          | Reb       | PF        | Pts       | A         | TO        | Blk      | Stl      | Min        |
|----------------|--------------|-------------|-------------|--------------|-----------|-----------|-----------|-----------|-----------|----------|----------|------------|
| Nolte (F)      | 1-8          | 1-5         | 0-0         | 1-0          | 1         | 1         | 3         | 0         | 1         | 0        | 3        | 24         |
| Mitchell (F)   | 5-11         | 0-0         | 5-8         | 5-8          | 13        | 4         | 15        | 3         | 1         | 1        | 0        | 30         |
| Jespersion (G) | 1-4          | 0-3         | 0-0         | 0-5          | 5         | 2         | 2         | 2         | 0         | 1        | 0        | 34         |
| Harris (G)     | 7-19         | 3-9         | 3-4         | 2-2          | 4         | 5         | 20        | 1         | 3         | 0        | 0        | 38         |
| Anderson (G)   | 1-3          | 0-1         | 0-0         | 1-0          | 1         | 3         | 2         | 2         | 4         | 1        | 2        | 30         |
| Browman        | 0-2          | 0-2         | 0-0         | 0-1          | 1         | 0         | 0         | 1         | 0         | 0        | 0        | 8          |
| Evans          | 0-0          | 0-0         | 0-0         | 0-1          | 1         | 1         | 0         | 0         | 2         | 0        | 0        | 3          |
| Barnette       | 0-1          | 0-1         | 0-0         | 0-0          | 0         | 1         | 0         | 0         | 0         | 0        | 0        | 5          |
| Tobey          | 0-2          | 0-0         | 0-0         | 0-1          | 1         | 0         | 0         | 0         | 1         | 1        | 0        | 5          |
| Atkins         | 5-7          | 0-0         | 1-3         | 3-0          | 3         | 0         | 11        | 1         | 0         | 0        | 0        | 23         |
|                |              |             |             | 4-1          | 5         |           |           |           |           |          |          |            |
| <b>TOTALS</b>  | <b>20-57</b> | <b>4-21</b> | <b>9-15</b> | <b>16-19</b> | <b>35</b> | <b>17</b> | <b>53</b> | <b>10</b> | <b>12</b> | <b>4</b> | <b>5</b> | <b>200</b> |
|                | <b>.351</b>  | <b>.190</b> | <b>.600</b> |              |           |           |           |           |           |          |          |            |

|                 |    |    |    |
|-----------------|----|----|----|
| <b>DELAWARE</b> | 28 | 31 | 59 |
| <b>VIRGINIA</b> | 15 | 38 | 53 |

 Officials: Tim Nestor, Tony Chiazza, Bill Covington, Jr.  
 Technicals: none  
 Attendance: 8,490

**SEATTLE 43** November 17, 2012  
**VIRGINIA 83** John Paul Jones Arena • Charlottesville, Va.

**SEATTLE (1-1)**

| Player         | FG           | 3FG         | FT          | O-D          | Reb       | PF        | Pts       | A        | TO        | Blk      | Stl       | Min        |
|----------------|--------------|-------------|-------------|--------------|-----------|-----------|-----------|----------|-----------|----------|-----------|------------|
| Sunderhaus (F) | 4-8          | 1-2         | 0-0         | 3-3          | 6         | 3         | 9         | 0        | 1         | 0        | 1         | 20         |
| Trent (F)      | 1-5          | 0-1         | 0-0         | 1-3          | 4         | 3         | 2         | 0        | 6         | 0        | 1         | 17         |
| Green (C)      | 2-3          | 0-0         | 2-3         | 2-0          | 2         | 2         | 6         | 0        | 0         | 0        | 0         | 14         |
| Obasi (G)      | 1-5          | 0-0         | 2-5         | 0-0          | 0         | 0         | 4         | 1        | 0         | 0        | 1         | 18         |
| Carter (G)     | 3-15         | 2-8         | 0-0         | 1-1          | 2         | 1         | 8         | 1        | 4         | 0        | 1         | 24         |
| Tate           | 0-5          | 0-1         | 2-2         | 3-3          | 6         | 3         | 2         | 0        | 3         | 0        | 1         | 22         |
| Pickett        | 1-5          | 0-1         | 0-0         | 0-1          | 1         | 3         | 2         | 1        | 2         | 0        | 3         | 16         |
| Rasmussen      | 3-6          | 2-5         | 0-0         | 0-1          | 1         | 1         | 8         | 0        | 1         | 0        | 1         | 27         |
| Crook          | 0-2          | 0-1         | 1-2         | 1-0          | 1         | 0         | 1         | 0        | 0         | 0        | 0         | 12         |
| Trimble        | 0-2          | 0-0         | 1-2         | 0-0          | 0         | 0         | 1         | 1        | 0         | 0        | 0         | 11         |
| Diop           | 0-0          | 0-0         | 0-0         | 0-0          | 0         | 0         | 0         | 0        | 0         | 0        | 0         | 2          |
| Bidart         | 0-1          | 0-0         | 0-0         | 0-0          | 0         | 2         | 0         | 0        | 0         | 0        | 1         | 4          |
| Flora          | 0-2          | 0-0         | 0-0         | 0-2          | 2         | 1         | 0         | 0        | 2         | 0        | 10        | 13         |
|                |              |             |             | 3-1          | 4         |           |           |          |           |          |           |            |
| <b>TOTALS</b>  | <b>15-59</b> | <b>5-19</b> | <b>8-14</b> | <b>14-15</b> | <b>29</b> | <b>19</b> | <b>43</b> | <b>4</b> | <b>19</b> | <b>0</b> | <b>10</b> | <b>200</b> |
|                | <b>.254</b>  | <b>.263</b> | <b>.571</b> |              |           |           |           |          |           |          |           |            |

**VIRGINIA (2-2)**

| Player    | FG  | 3FG | FT  | O-D | Reb | PF | Pts | A | TO | Blk | Stl | Min |
|-----------|-----|-----|-----|-----|-----|----|-----|---|----|-----|-----|-----|
| Nolte (F) | 4-7 | 2-3 | 0-0 | 10- | 1   |    |     |   |    |     |     |     |

**LAMAR** **44** November 19, 2012  
**VIRGINIA** **63** John Paul Jones Arena • Charlottesville, Va.

**LAMAR (0-4)**

| Player        | FG           | 3FG         | FT           | O-D         | Reb       | PF        | Pts       | A        | TO        | Blk      | Stl      | Min        |
|---------------|--------------|-------------|--------------|-------------|-----------|-----------|-----------|----------|-----------|----------|----------|------------|
| Mitchell (F)  | 4-8          | 0-0         | 0-0          | 1-1         | 2         | 0         | 8         | 1        | 2         | 1        | 1        | 31         |
| Wilson (F)    | 0-4          | 0-0         | 2-2          | 1-2         | 3         | 1         | 2         | 0        | 2         | 0        | 0        | 15         |
| Brown (F)     | 3-7          | 0-0         | 5-6          | 0-6         | 6         | 1         | 11        | 2        | 1         | 1        | 0        | 33         |
| Minton (G)    | 1-6          | 0-1         | 0-0          | 2-4         | 6         | 2         | 2         | 2        | 2         | 2        | 1        | 28         |
| Minor (G)     | 0-2          | 0-0         | 0-0          | 0-0         | 0         | 1         | 0         | 0        | 2         | 0        | 0        | 11         |
| Blanks        | 2-8          | 2-4         | 2-2          | 0-3         | 3         | 1         | 8         | 1        | 2         | 0        | 1        | 27         |
| Acosta        | 4-7          | 0-0         | 2-2          | 1-2         | 3         | 4         | 10        | 1        | 1         | 1        | 0        | 30         |
| Hancock       | 1-2          | 1-1         | 0-0          | 0-1         | 1         | 1         | 3         | 1        | 1         | 0        | 0        | 20         |
| Webb          | 0-1          | 0-0         | 0-0          | 0-1         | 1         | 1         | 0         | 0        | 1         | 0        | 0        | 2          |
| Ebomwonyi     | 0-1          | 0-0         | 0-0          | 0-0         | 0         | 1         | 0         | 0        | 0         | 1        | 0        | 3          |
|               |              |             |              | 1-2         | 3         |           |           |          |           |          |          |            |
| <b>TOTALS</b> | <b>15-46</b> | <b>3-6</b>  | <b>11-12</b> | <b>6-22</b> | <b>28</b> | <b>13</b> | <b>44</b> | <b>8</b> | <b>14</b> | <b>6</b> | <b>3</b> | <b>200</b> |
|               | <b>.326</b>  | <b>.500</b> | <b>.917</b>  |             |           |           |           |          |           |          |          |            |

**VIRGINIA (3-2)**

| Player         | FG           | 3FG         | FT           | O-D         | Reb       | PF        | Pts       | A         | TO       | Blk      | Stl      | Min        |
|----------------|--------------|-------------|--------------|-------------|-----------|-----------|-----------|-----------|----------|----------|----------|------------|
| Nolte (F)      | 1-4          | 0-2         | 0-0          | 0-0         | 0         | 3         | 2         | 1         | 0        | 0        | 3        | 22         |
| Mitchell (F)   | 2-7          | 0-0         | 6-6          | 3-5         | 8         | 2         | 10        | 2         | 0        | 0        | 0        | 23         |
| Jespersion (G) | 3-6          | 3-5         | 0-0          | 0-5         | 5         | 0         | 9         | 1         | 2        | 2        | 1        | 32         |
| Jones (G)      | 2-5          | 0-1         | 2-2          | 0-0         | 0         | 3         | 6         | 2         | 1        | 1        | 1        | 27         |
| Harris (G)     | 7-11         | 3-5         | 0-0          | 0-5         | 5         | 1         | 17        | 2         | 0        | 2        | 3        | 25         |
| Browman        | 0-0          | 0-0         | 0-0          | 0-0         | 0         | 0         | 0         | 0         | 0        | 0        | 0        | 3          |
| Barnette       | 1-2          | 0-1         | 0-0          | 0-1         | 1         | 1         | 2         | 1         | 1        | 0        | 0        | 10         |
| Tobey          | 3-8          | 0-1         | 0-0          | 0-1         | 1         | 2         | 6         | 0         | 2        | 1        | 0        | 17         |
| Anderson       | 2-6          | 0-1         | 2-2          | 0-3         | 3         | 0         | 6         | 2         | 2        | 1        | 1        | 20         |
| Rogers         | 0-0          | 0-0         | 0-0          | 0-0         | 0         | 0         | 0         | 0         | 0        | 0        | 0        | 2          |
| Atkins         | 2-4          | 0-0         | 1-1          | 0-1         | 1         | 4         | 5         | 1         | 1        | 1        | 0        | 19         |
|                |              |             |              | 4-1         | 5         |           |           |           |          |          |          |            |
| <b>TOTALS</b>  | <b>23-53</b> | <b>6-16</b> | <b>11-11</b> | <b>7-22</b> | <b>29</b> | <b>16</b> | <b>63</b> | <b>12</b> | <b>9</b> | <b>8</b> | <b>9</b> | <b>200</b> |
|                | <b>.434</b>  | <b>.375</b> | <b>1.000</b> |             |           |           |           |           |          |          |          |            |

|                 |    |    |    |
|-----------------|----|----|----|
| <b>LAMAR</b>    | 18 | 26 | 44 |
| <b>VIRGINIA</b> | 32 | 31 | 63 |

Officials: Gary Prager, Chris Beaver, Tony Chiazza  
 Technicals: None  
 Attendance: 1,444

**NORTH TEXAS** **64** November 20, 2012  
**VIRGINIA** **80** John Paul Jones Arena • Charlottesville, Va.

**NORTH TEXAS (3-3)**

| Player          | FG           | 3FG         | FT           | O-D          | Reb       | PF        | Pts       | A        | TO        | Blk      | Stl      | Min        |
|-----------------|--------------|-------------|--------------|--------------|-----------|-----------|-----------|----------|-----------|----------|----------|------------|
| T. Mitchell (F) | 4-8          | 1-5         | 7-9          | 4-5          | 9         | 3         | 16        | 0        | 3         | 3        | 1        | 34         |
| Franklin (F)    | 1-5          | 0-0         | 3-4          | 4-2          | 6         | 2         | 5         | 1        | 2         | 2        | 1        | 21         |
| A. Williams (G) | 4-11         | 0-0         | 3-5          | 1-0          | 1         | 2         | 11        | 0        | 1         | 0        | 2        | 33         |
| Jones (G)       | 3-8          | 0-2         | 0-0          | 2-1          | 3         | 4         | 6         | 2        | 1         | 0        | 1        | 23         |
| J. Williams (G) | 4-15         | 0-6         | 4-5          | 2-0          | 2         | 4         | 12        | 0        | 4         | 0        | 0        | 28         |
| Holmen          | 1-5          | 0-2         | 2-2          | 2-3          | 5         | 2         | 4         | 0        | 0         | 0        | 0        | 15         |
| Hardwick        | 0-0          | 0-0         | 0-1          | 0-1          | 1         | 2         | 0         | 2        | 1         | 0        | 0        | 20         |
| A. Mitchell     | 0-0          | 0-0         | 0-0          | 0-0          | 0         | 0         | 0         | 0        | 0         | 0        | 0        | 1          |
| Patton          | 1-2          | 1-2         | 0-0          | 0-0          | 0         | 0         | 3         | 0        | 0         | 0        | 1        | 6          |
| Overlander      | 1-2          | 1-2         | 0-0          | 0-0          | 0         | 0         | 3         | 0        | 0         | 0        | 1        | 8          |
| Stojiljkovic    | 0-0          | 0-0         | 0-0          | 0-0          | 0         | 1         | 0         | 0        | 1         | 0        | 0        | 4          |
| Coleman         | 2-2          | 0-0         | 0-0          | 1-0          | 1         | 1         | 4         | 0        | 1         | 0        | 0        | 7          |
|                 |              |             |              | 5-1          | 6         |           |           |          |           |          |          |            |
| <b>TOTALS</b>   | <b>21-58</b> | <b>3-19</b> | <b>19-26</b> | <b>21-33</b> | <b>34</b> | <b>21</b> | <b>64</b> | <b>5</b> | <b>14</b> | <b>5</b> | <b>7</b> | <b>200</b> |
|                 | <b>.362</b>  | <b>.158</b> | <b>.731</b>  |              |           |           |           |          |           |          |          |            |

**VIRGINIA (4-2)**

| Player         | FG           | 3FG         | FT           | O-D         | Reb       | PF        | Pts       | A         | TO        | Blk      | Stl      | Min        |
|----------------|--------------|-------------|--------------|-------------|-----------|-----------|-----------|-----------|-----------|----------|----------|------------|
| Mitchell (F)   | 3-5          | 0-0         | 2-3          | 0-4         | 4         | 4         | 8         | 1         | 4         | 0        | 0        | 24         |
| Atkins (F)     | 5-10         | 0-0         | 0-0          | 5-4         | 9         | 3         | 10        | 1         | 1         | 2        | 1        | 31         |
| Jespersion (G) | 2-2          | 1-1         | 0-0          | 0-1         | 1         | 3         | 5         | 2         | 3         | 1        | 1        | 24         |
| Jones (G)      | 3-6          | 1-2         | 6-7          | 0-1         | 1         | 3         | 13        | 4         | 3         | 0        | 1        | 31         |
| Harris (G)     | 3-6          | 3-4         | 3-4          | 0-2         | 2         | 3         | 12        | 2         | 1         | 1        | 0        | 21         |
| Barnette       | 0-0          | 0-0         | 0-0          | 0-0         | 0         | 0         | 0         | 0         | 0         | 0        | 0        | 8          |
| Tobey          | 2-2          | 0-0         | 1-2          | 0-0         | 0         | 0         | 5         | 1         | 0         | 0        | 0        | 9          |
| Nolte          | 5-5          | 3-3         | 0-0          | 0-4         | 4         | 2         | 13        | 3         | 3         | 0        | 1        | 29         |
| Anderson       | 4-10         | 0-1         | 6-8          | 3-1         | 4         | 2         | 14        | 4         | 0         | 1        | 3        | 23         |
|                |              |             |              | 1-2         | 3         |           |           |           |           |          |          |            |
| <b>TOTALS</b>  | <b>27-46</b> | <b>8-11</b> | <b>18-24</b> | <b>9-19</b> | <b>28</b> | <b>20</b> | <b>80</b> | <b>18</b> | <b>15</b> | <b>5</b> | <b>7</b> | <b>200</b> |
|                | <b>.587</b>  | <b>.727</b> | <b>.750</b>  |             |           |           |           |           |           |          |          |            |

|                    |    |    |    |
|--------------------|----|----|----|
| <b>NORTH TEXAS</b> | 22 | 42 | 64 |
| <b>VIRGINIA</b>    | 42 | 38 | 80 |

Officials: Brian Shey, Alvin Cox, Evon Burroughs  
 Technicals: North Texas-Head Coach Tony Benford  
 Attendance: 1,745

**VIRGINIA** **60** November 28, 2012  
**WISCONSIN** **54** Kohl Center • Madison, Wis.

**VIRGINIA (5-2)**

| Player         | FG           | 3FG         | FT           | O-D         | Reb       | PF        | Pts       | A         | TO        | Blk      | Stl      | Min        |
|----------------|--------------|-------------|--------------|-------------|-----------|-----------|-----------|-----------|-----------|----------|----------|------------|
| Mitchell (F)   | 3-6          | 0-0         | 5-6          | 3-7         | 10        | 2         | 11        | 2         | 3         | 0        | 0        | 33         |
| Atkins (F)     | 6-9          | 0-0         | 2-3          | 3-4         | 7         | 2         | 14        | 1         | 1         | 2        | 1        | 35         |
| Jespersion (G) | 0-3          | 0-1         | 0-0          | 1-2         | 3         | 2         | 0         | 0         | 0         | 0        | 0        | 24         |
| Jones (G)      | 1-2          | 0-0         | 0-0          | 0-0         | 0         | 2         | 2         | 3         | 4         | 1        | 2        | 25         |
| Harris (G)     | 8-19         | 1-7         | 5-6          | 1-4         | 5         | 1         | 22        | 5         | 0         | 0        | 0        | 35         |
| Evans          | 0-2          | 0-0         | 0-0          | 0-4         | 4         | 0         | 0         | 0         | 1         | 0        | 0        | 16         |
| Tobey          | 0-1          | 0-0         | 0-0          | 0-0         | 0         | 1         | 0         | 0         | 0         | 0        | 0        | 4          |
| Nolte          | 2-2          | 2-2         | 2-2          | 0-3         | 3         | 2         | 8         | 1         | 1         | 1        | 0        | 19         |
| Anderson       | 1-2          | 1-2         | 0-0          | 0-4         | 4         | 0         | 3         | 0         | 0         | 0        | 0        | 9          |
|                |              |             |              | 0-0         | 0         |           |           |           |           |          |          |            |
| <b>TOTALS</b>  | <b>21-46</b> | <b>4-12</b> | <b>14-17</b> | <b>8-28</b> | <b>36</b> | <b>12</b> | <b>60</b> | <b>12</b> | <b>10</b> | <b>4</b> | <b>3</b> | <b>200</b> |
|                | <b>.457</b>  | <b>.333</b> | <b>.824</b>  |             |           |           |           |           |           |          |          |            |

**WISCONSIN (4-3)**

| Player         | FG           | 3FG         | FT          | O-D         | Reb       | PF        | Pts       | A         | TO       | Blk      | Stl      | Min        |
|----------------|--------------|-------------|-------------|-------------|-----------|-----------|-----------|-----------|----------|----------|----------|------------|
| Evans (F)      | 4-12         | 0-2         | 0-0         | 3-3         | 6         | 3         | 8         | 1         | 0        | 2        | 2        | 36         |
| Bruesewitz (F) | 3-7          | 0-3         | 0-1         | 1-0         | 1         | 2         | 6         | 4         | 1        | 1        | 0        | 30         |
| Berggren (F)   | 4-8          | 2-3         | 2-2         | 1-1         | 2         | 0         | 12        | 0         | 1        | 0        | 0        | 30         |
| Brust (G)      | 6-16         | 3-9         | 0-0         | 0-4         | 4         | 2         | 15        | 0         | 1        | 0        | 1        | 37         |
| Jackson (G)    | 2-7          | 1-1         | 0-0         | 0-4         | 4         | 2         | 5         | 5         | 1        | 0        | 2        | 32         |
| Marshall       | 1-2          | 1-1         | 0-0         | 0-1         | 1         | 2         | 3         | 1         | 1        | 0        | 0        | 11         |
| Dekker         | 1-2          | 1-2         | 2-2         | 0-0         | 0         | 4         | 5         | 1         | 0        | 0        | 1        | 21         |
| Kaminsky       | 0-1          | 0-1         | 0-0         | 0-0         | 0         | 0         | 0         | 0         | 0        | 0        | 0        | 3          |
|                |              |             |             | 2-5         | 7         |           |           |           |          |          |          |            |
| <b>TOTALS</b>  | <b>21-55</b> | <b>8-22</b> | <b>4-5</b>  | <b>7-18</b> | <b>25</b> | <b>15</b> | <b>54</b> | <b>12</b> | <b>5</b> | <b>3</b> | <b>6</b> | <b>200</b> |
|                | <b>.382</b>  | <b>.364</b> | <b>.800</b> |             |           |           |           |           |          |          |          |            |

|                  |    |    |    |
|------------------|----|----|----|
| <b>VIRGINIA</b>  | 24 | 36 | 60 |
| <b>WISCONSIN</b> | 23 | 31 | 54 |

Officials: Mike Kitts, Terry Wymer, John Higgins  
 Technicals: None  
 Attendance: 16,690

**GREEN BAY** **51** December 1, 2012  
**VIRGINIA** **67** John Paul Jones Arena • Charlottesville, Va.

**GREEN BAY (3-4)**

| Player        | FG           | 3FG         | FT           | O-D         | Reb       | PF        | Pts       | A         | TO        | Blk      | Stl      | Min        |
|---------------|--------------|-------------|--------------|-------------|-----------|-----------|-----------|-----------|-----------|----------|----------|------------|
| Fouse (F)     | 2-5          | 0-1         | 0-0          | 0-5         | 5         | 2         | 4         | 2         | 1         | 1        | 2        | 30         |
| Coughill (F)  | 1-6          | 1-3         | 2-2          | 1-4         | 5         | 1         | 5         | 2         | 1         | 0        | 0        | 24         |
| Brown (C)     | 5-11         | 2-3         | 2-4          | 2-4         | 6         | 4         | 14        | 0         | 5         | 0        | 0        | 28         |
| Muhammad (G)  | 3-9          | 2-7         | 0-0          | 1-1         | 2         | 0         | 8         | 1         | 2         | 0        | 0        | 28         |
| Sykes (G)     | 4-13         | 0-0         | 4-4          | 1-2         | 3         | 3         | 12        | 3         | 1         | 0        | 3        | 38         |
| Love          | 0-0          | 0-0         | 0-0          | 0-0         | 0         | 2         | 0         | 1         | 0         | 0        | 0        | 9          |
| Cerroni       | 1-4          | 0-3         | 1-1          | 1-0         | 1         | 1         | 3         | 1         | 3         | 0        | 0        | 17         |
| Mays          | 2-5          | 0-0         | 1-2          | 2-4         | 6         | 0         | 5         | 1         | 0         | 1        | 0        | 26         |
|               |              |             |              | 1-2         | 3         |           |           |           |           |          |          |            |
| <b>TOTALS</b> | <b>18-53</b> | <b>5-17</b> | <b>10-13</b> | <b>9-22</b> | <b>31</b> | <b>13</b> | <b>51</b> | <b>11</b> | <b>13</b> | <b>2</b> | <b>5</b> | <b>200</b> |
|               | <b>.340</b>  | <b>.294</b> | <b>.769</b>  |             |           |           |           |           |           |          |          |            |

**VIRGINIA (6-2)**

| Player | FG | 3FG | FT | O-D | Reb | PF | Pts | A | TO | Blk |
|--------|----|-----|----|-----|-----|----|-----|---|----|-----|
|--------|----|-----|----|-----|-----|----|-----|---|----|-----|



**TENNESSEE 38** December 5, 2012  
**VIRGINIA 46** John Paul Jones Arena • Charlottesville, Va.

**TENNESSEE (4-3)**

| Player         | FG           | 3FG         | FT          | O-D          | Reb       | PF        | Pts       | A        | TO        | Blk      | Stl      | Min        |
|----------------|--------------|-------------|-------------|--------------|-----------|-----------|-----------|----------|-----------|----------|----------|------------|
| Stokes (F)     | 2-5          | 0-0         | 1-3         | 2-7          | 9         | 2         | 5         | 1        | 1         | 1        | 1        | 27         |
| Hall (F)       | 3-11         | 0-1         | 2-3         | 2-3          | 5         | 3         | 8         | 0        | 4         | 0        | 0        | 32         |
| Richardson (G) | 1-3          | 0-1         | 0-0         | 1-1          | 2         | 0         | 2         | 0        | 1         | 1        | 0        | 28         |
| Golden (G)     | 4-12         | 1-5         | 2-2         | 1-3          | 4         | 2         | 11        | 2        | 2         | 0        | 0        | 24         |
| McBee (G)      | 2-9          | 1-7         | 0-0         | 0-2          | 2         | 0         | 5         | 1        | 0         | 0        | 0        | 29         |
| Makanjuola     | 1-1          | 0-0         | 0-0         | 1-2          | 3         | 4         | 2         | 0        | 1         | 0        | 0        | 13         |
| Moore          | 0-0          | 0-0         | 0-0         | 0-0          | 0         | 1         | 0         | 0        | 1         | 0        | 0        | 1          |
| Lopez          | 0-1          | 0-1         | 0-0         | 0-0          | 0         | 0         | 0         | 0        | 0         | 0        | 0        | 5          |
| Chievous       | 0-1          | 0-0         | 0-0         | 0-3          | 3         | 1         | 0         | 0        | 0         | 0        | 0        | 8          |
| Edwards        | 0-3          | 0-1         | 0-0         | 0-1          | 1         | 1         | 0         | 0        | 0         | 0        | 0        | 9          |
| McRae          | 2-6          | 1-3         | 0-0         | 0-4          | 4         | 1         | 5         | 3        | 2         | 1        | 2        | 24         |
|                |              |             |             | 3-0          | 3         |           |           |          |           |          |          |            |
| <b>TOTALS</b>  | <b>15-52</b> | <b>3-19</b> | <b>5-8</b>  | <b>10-26</b> | <b>36</b> | <b>15</b> | <b>38</b> | <b>7</b> | <b>12</b> | <b>3</b> | <b>3</b> | <b>200</b> |
|                | <i>.288</i>  | <i>.158</i> | <i>.625</i> |              |           |           |           |          |           |          |          |            |

**VIRGINIA (7-2)**

| Player         | FG           | 3FG         | FT          | O-D          | Reb       | PF        | Pts       | A         | TO       | Blk      | Stl      | Min        |
|----------------|--------------|-------------|-------------|--------------|-----------|-----------|-----------|-----------|----------|----------|----------|------------|
| Mitchell (F)   | 6-13         | 0-0         | 1-3         | 5-7          | 12        | 2         | 13        | 1         | 2        | 0        | 0        | 34         |
| Atkins (F)     | 4-10         | 0-0         | 0-0         | 0-5          | 5         | 3         | 8         | 0         | 1        | 3        | 1        | 33         |
| Evans (G)      | 2-6          | 0-0         | 0-0         | 0-0          | 0         | 2         | 4         | 4         | 0        | 0        | 0        | 18         |
| Jespersion (G) | 0-2          | 0-2         | 2-2         | 0-4          | 4         | 1         | 2         | 0         | 1        | 1        | 0        | 28         |
| Harris (G)     | 6-11         | 1-3         | 0-1         | 1-5          | 6         | 1         | 13        | 1         | 1        | 0        | 0        | 34         |
| Jones          | 0-4          | 0-1         | 2-2         | 0-0          | 0         | 3         | 2         | 3         | 1        | 0        | 1        | 24         |
| Tobey          | 1-4          | 0-0         | 0-0         | 0-2          | 2         | 2         | 2         | 0         | 1        | 1        | 0        | 8          |
| Nolte          | 0-1          | 0-1         | 2-2         | 0-2          | 2         | 1         | 2         | 0         | 1        | 2        | 0        | 10         |
| Anderson       | 0-2          | 0-1         | 0-0         | 0-0          | 0         | 0         | 0         | 1         | 0        | 1        | 0        | 11         |
|                |              |             |             | 4-2          | 6         |           |           |           |          |          |          |            |
| <b>TOTALS</b>  | <b>19-53</b> | <b>1-8</b>  | <b>7-10</b> | <b>10-27</b> | <b>37</b> | <b>15</b> | <b>46</b> | <b>10</b> | <b>8</b> | <b>8</b> | <b>2</b> | <b>200</b> |
|                | <i>.358</i>  | <i>.125</i> | <i>.700</i> |              |           |           |           |           |          |          |          |            |

|                  |    |    |    |   |
|------------------|----|----|----|---|
| <b>TENNESSEE</b> | 16 | 22 | 38 | Officials: Les Jones, Joe Lindsay, Doug Simmons<br>Technical: None<br>Attendance: 9,702 |
| <b>VIRGINIA</b>  | 25 | 21 | 46 |   |

**MISS. VALLEY ST. 39** December 8, 2012  
**VIRGINIA 67** John Paul Jones Arena • Charlottesville, Va.

**MISSISSIPPI VALLEY STATE (0-5)**

| Player        | FG           | 3FG         | FT           | O-D          | Reb       | PF        | Pts       | A        | TO        | Blk      | Stl      | Min        |
|---------------|--------------|-------------|--------------|--------------|-----------|-----------|-----------|----------|-----------|----------|----------|------------|
| Usher (F)     | 5-18         | 2-9         | 2-3          | 0-6          | 6         | 1         | 14        | 0        | 1         | 0        | 0        | 33         |
| Ralling (F)   | 2-8          | 1-5         | 2-2          | 1-4          | 5         | 3         | 7         | 1        | 0         | 0        | 1        | 33         |
| Francis (F)   | 0-2          | 0-1         | 0-0          | 0-2          | 2         | 1         | 0         | 0        | 1         | 0        | 0        | 11         |
| Holley (C)    | 0-2          | 0-0         | 0-0          | 1-1          | 2         | 2         | 0         | 0        | 1         | 0        | 0        | 15         |
| Marshall      | 0-5          | 0-2         | 0-0          | 1-0          | 1         | 0         | 0         | 1        | 3         | 0        | 0        | 22         |
| Smith         | 1-6          | 0-0         | 4-6          | 5-1          | 6         | 5         | 6         | 0        | 3         | 1        | 0        | 31         |
| Dobbs         | 0-4          | 0-4         | 0-0          | 0-0          | 0         | 1         | 0         | 0        | 0         | 0        | 0        | 10         |
| Henry         | 0-6          | 0-1         | 2-2          | 4-1          | 5         | 0         | 2         | 0        | 1         | 0        | 1        | 20         |
| Tomlin        | 3-7          | 0-1         | 4-5          | 1-5          | 6         | 0         | 10        | 1        | 1         | 0        | 1        | 25         |
|               |              |             |              | 2-4          | 6         |           |           |          |           |          |          |            |
| <b>TOTALS</b> | <b>11-58</b> | <b>3-23</b> | <b>14-18</b> | <b>15-24</b> | <b>39</b> | <b>13</b> | <b>39</b> | <b>3</b> | <b>11</b> | <b>1</b> | <b>3</b> | <b>200</b> |
|               | <i>.190</i>  | <i>.130</i> | <i>.778</i>  |              |           |           |           |          |           |          |          |            |

**VIRGINIA (8-2)**

| Player         | FG           | 3FG         | FT          | O-D         | Reb       | PF        | Pts       | A         | TO        | Blk      | Stl      | Min        |
|----------------|--------------|-------------|-------------|-------------|-----------|-----------|-----------|-----------|-----------|----------|----------|------------|
| Mitchell (F)   | 9-14         | 0-0         | 2-3         | 2-3         | 5         | 2         | 20        | 1         | 1         | 0        | 4        | 16         |
| Atkins (F)     | 7-11         | 0-0         | 0-2         | 2-5         | 7         | 2         | 14        | 0         | 0         | 1        | 1        | 23         |
| Jespersion (G) | 1-3          | 1-2         | 0-0         | 0-1         | 1         | 2         | 3         | 1         | 1         | 0        | 1        | 20         |
| Jones (G)      | 1-4          | 0-2         | 0-0         | 0-3         | 3         | 2         | 2         | 2         | 1         | 0        | 0        | 21         |
| Harris (G)     | 0-4          | 0-2         | 3-4         | 0-3         | 3         | 1         | 3         | 6         | 1         | 1        | 0        | 27         |
| Browman        | 0-1          | 0-1         | 0-0         | 0-2         | 2         | 2         | 0         | 0         | 1         | 0        | 0        | 13         |
| Barnette       | 1-2          | 1-2         | 0-0         | 0-1         | 1         | 2         | 3         | 4         | 3         | 0        | 0        | 18         |
| Tobey          | 2-4          | 0-0         | 1-1         | 1-2         | 3         | 0         | 5         | 0         | 1         | 3        | 0        | 12         |
| Nolte          | 1-1          | 0-0         | 0-0         | 1-3         | 4         | 2         | 2         | 1         | 0         | 1        | 1        | 18         |
| Anderson       | 6-11         | 1-3         | 2-2         | 1-8         | 9         | 1         | 15        | 2         | 0         | 2        | 2        | 27         |
| Kirven         | 0-1          | 0-0         | 0-0         | 0-0         | 0         | 1         | 0         | 0         | 1         | 0        | 0        | 2          |
| Rogers         | 0-0          | 0-0         | 0-2         | 0-1         | 1         | 0         | 0         | 0         | 0         | 0        | 0        | 3          |
|                |              |             |             | 0-3         | 3         |           |           |           |           |          |          |            |
| <b>TOTALS</b>  | <b>28-56</b> | <b>3-12</b> | <b>8-14</b> | <b>7-35</b> | <b>42</b> | <b>17</b> | <b>67</b> | <b>17</b> | <b>10</b> | <b>8</b> | <b>9</b> | <b>200</b> |
|                | <i>.500</i>  | <i>.250</i> | <i>.571</i> |             |           |           |           |           |           |          |          |            |

|                         |    |    |    |   |
|-------------------------|----|----|----|---|
| <b>MISS. VALLEY ST.</b> | 22 | 17 | 39 | Officials: Sean Hull, Bernard Clinton, Jeff Nichols<br>Technical: None<br>Attendance: 8,691 |
| <b>VIRGINIA</b>         | 36 | 31 | 67 |   |

**MORGAN STATE 57** December 19, 2012  
**VIRGINIA 75** John Paul Jones Arena • Charlottesville, Va.

**MORGAN STATE (3-5)**

| Player        | FG           | 3FG         | FT           | O-D         | Reb       | PF        | Pts       | A        | TO        | Blk      | Stl      | Min        |
|---------------|--------------|-------------|--------------|-------------|-----------|-----------|-----------|----------|-----------|----------|----------|------------|
| Heath (F)     | 1-2          | 0-0         | 0-0          | 1-1         | 2         | 1         | 2         | 0        | 0         | 0        | 0        | 7          |
| Jackson (F)   | 11-16        | 3-5         | 7-7          | 0-0         | 0         | 2         | 32        | 0        | 1         | 0        | 0        | 33         |
| Chiles (C)    | 0-2          | 0-0         | 2-2          | 0-0         | 0         | 3         | 2         | 0        | 1         | 1        | 0        | 15         |
| Hubbard (G)   | 1-7          | 0-2         | 0-0          | 0-7         | 7         | 1         | 2         | 1        | 6         | 0        | 2        | 30         |
| Bozeman (G)   | 2-6          | 0-1         | 1-1          | 0-4         | 4         | 2         | 5         | 3        | 1         | 0        | 3        | 34         |
| Pretlow       | 0-0          | 0-0         | 0-0          | 0-0         | 0         | 1         | 0         | 0        | 0         | 0        | 0        | 4          |
| Black         | 2-5          | 0-2         | 1-2          | 1-2         | 3         | 1         | 5         | 3        | 4         | 0        | 0        | 31         |
| Bailey        | 0-0          | 0-0         | 0-0          | 0-0         | 0         | 5         | 0         | 0        | 0         | 0        | 0        | 6          |
| Simpson       | 0-0          | 0-0         | 0-0          | 0-0         | 0         | 0         | 0         | 0        | 0         | 0        | 0        | 2          |
| Blossom       | 0-1          | 0-0         | 0-3          | 0-1         | 1         | 1         | 0         | 0        | 0         | 0        | 1        | 7          |
| Duncan        | 4-6          | 0-0         | 1-3          | 1-1         | 2         | 2         | 9         | 1        | 4         | 3        | 0        | 31         |
|               |              |             |              | 2-0         | 2         |           |           |          |           |          |          |            |
| <b>TOTALS</b> | <b>21-45</b> | <b>3-10</b> | <b>12-18</b> | <b>5-16</b> | <b>21</b> | <b>20</b> | <b>57</b> | <b>8</b> | <b>17</b> | <b>4</b> | <b>6</b> | <b>200</b> |
|               | <i>.467</i>  | <i>.300</i> | <i>.667</i>  |             |           |           |           |          |           |          |          |            |

**VIRGINIA (9-2)**

| Player         | FG           | 3FG         | FT           | O-D          | Reb       | PF        | Pts       | A         | TO        | Blk      | Stl      | Min        |
|----------------|--------------|-------------|--------------|--------------|-----------|-----------|-----------|-----------|-----------|----------|----------|------------|
| Mitchell (F)   | 5-12         | 0-1         | 5-8          | 4-8          | 12        | 3         | 15        | 7         | 2         | 0        | 1        | 33         |
| Atkins (F)     | 8-12         | 0-0         | 1-3          | 3-1          | 4         | 4         | 17        | 0         | 3         | 1        | 3        | 25         |
| Jespersion (G) | 4-5          | 3-4         | 0-0          | 1-2          | 3         | 2         | 11        | 1         | 1         | 0        | 0        | 30         |
| Jones (G)      | 0-3          | 0-1         | 2-2          | 1-1          | 2         | 2         | 2         | 2         | 2         | 0        | 3        | 23         |
| Harris (G)     | 3-4          | 2-3         | 6-9          | 0-2          | 2         | 2         | 14        | 3         | 4         | 0        | 0        | 21         |
| Browman        | 0-0          | 0-0         | 0-0          | 1-0          | 1         | 1         | 0         | 0         | 0         | 0        | 0        | 2          |
| Barnette       | 0-2          | 0-2         | 0-2          | 1-2          | 3         | 0         | 0         | 2         | 0         | 0        | 0        | 19         |
| Tobey          | 2-5          | 0-0         | 2-2          | 2-1          | 3         | 0         | 6         | 1         | 1         | 0        | 1        | 10         |
| Nolte          | 2-5          | 0-2         | 1-1          | 1-0          | 1         | 3         | 5         | 1         | 1         | 0        | 0        | 14         |
| Anderson       | 1-5          | 1-2         | 2-2          | 0-2          | 2         | 0         | 5         | 1         | 1         | 1        | 0        | 22         |
| Rogers         | 0-1          | 0-1         | 0-0          | 0-0          | 0         | 0         | 0         | 0         | 1         | 0        | 0        | 1          |
|                |              |             |              | 2-4          | 6         |           |           |           |           |          |          |            |
| <b>TOTALS</b>  | <b>25-54</b> | <b>6-16</b> | <b>19-29</b> | <b>16-23</b> | <b>39</b> | <b>17</b> | <b>75</b> | <b>18</b> | <b>16</b> | <b>2</b> | <b>8</b> | <b>200</b> |
|                | <i>.463</i>  | <i>.375</i> | <i>.655</i>  |              |           |           |           |           |           |          |          |            |

|                     |    |    |    |  |
|---------------------|----|----|----|--|
| <b>MORGAN STATE</b> | 28 | 29 | 57 | Officials: Les Jones, Brian Dorsey, Ron Tyburski<br>Technical: Morgan State-Head Coach Todd Bozeman<br>Attendance: 8,319 |
| <b>VIRGINIA</b>     | 37 | 38 | 75 |  |

**VIRGINIA 61** December 22, 2012  
**OLD DOMINION 63** Richmond Coliseum • Richmond, Va.

**VIRGINIA (9-3)**

| Player         | FG           | 3FG         | FT           | O-D         | Reb       | PF        | Pts       | A         | TO       | Blk      | Stl      | Min        |
|----------------|--------------|-------------|--------------|-------------|-----------|-----------|-----------|-----------|----------|----------|----------|------------|
| Jespersion (G) | 1-5          | 1-3         | 0-0          | 0-4         | 4         | 2         | 3         | 2         | 0        | 0        | 0        | 33         |
| Jones (G)      | 1-2          | 0-1         | 2-2          | 0-4         | 4         | 4         | 4         | 3         | 1        | 0        | 0        | 25         |
| Harris (G)     | 6-15         | 4-9         | 2-2          | 0-3         | 3         | 1         | 18        | 2         | 2        | 1        | 0        | 33         |
| Mitchell (F)   | 3-10         | 0-0         | 2-3          | 4-5         | 9         | 2         | 8         | 1         | 1        | 1        | 0        | 33         |
| Atkins (F)     | 2-6          | 0-0         | 0-0          | 1-3         | 4         | 5         | 4         | 0         | 2        | 2        | 1        | 22         |
| Browman        | 0-0          | 0-0         | 0-0          | 0-0         | 0         | 0         | 0         | 0         | 0        | 0        | 0        | 1          |
| Barnette       | 1-4          | 1-3         | 0-0          | 0-0         | 0         | 0         | 3         | 2         | 1        | 0        | 0        | 11         |
| Tobey          | 3-3          | 0-0         | 0-1          | 0-0         | 0         | 1         | 6         | 1         | 1        | 1        | 0        | 9          |
| Nolte          | 4-7          | 3-5         | 4-5          | 1-2         | 3         | 3         | 15        | 0         | 0        | 1        | 0        | 23         |
| Anderson       | 0-1          | 0-0         | 0-0          | 1-1         | 2         | 1         | 0         | 2         | 0        | 1        | 0        | 11         |
|                |              |             |              | 1-2         | 3         |           |           |           |          |          |          |            |
| <b>TOTALS</b>  | <b>21-53</b> | <b>9-21</b> | <b>10-13</b> | <b>8-24</b> | <b>32</b> | <b>19</b> | <b>61</b> | <b>13</b> | <b>8</b> | <b>7</b> | <b>1</b> | <b>200</b> |
|                | <i>.396</i>  | <i>.429</i> | <i>.769</i>  |             |           |           |           |           |          |          |          |            |

**OLD DOMINION (2-10)**

| Player        | FG           | 3FG         | FT           | O-D          | Reb       | PF | Pts | A | TO | Blk | Stl | Min |
|---------------|--------------|-------------|--------------|--------------|-----------|----|-----|---|----|-----|-----|-----|
| Bacote (G)    | 5-10         | 3-6         | 4-5          | 0-6          | 6         | 1  | 17  | 4 | 1  | 0   | 0   | 33  |
| Painter (F)   | 4-11         | 0-0         | 3-6          | 5-6          | 11        | 2  | 11  | 1 | 0  | 0   | 0   | 34  |
| Clark (G)     | 0-4          | 0-3         | 0-0          | 0-0          | 0         | 4  | 0   | 1 | 1  | 0   | 1   | 31  |
| Ross (F)      | 0-3          | 0-0         | 0-0          | 4-5          | 9         | 3  | 0   | 0 | 0  | 1   | 0   | 24  |
| Hill (G)      | 3-11         | 1-5         | 5-6          | 1-4          | 5         | 2  | 12  | 3 | 1  | 2   | 1   | 38  |
| Batten        | 8-13         | 5-9         | 2-2          | 0-2          | 2         | 2  | 23  | 1 | 1  | 0   | 1   | 28  |
| McEwen        | 0-0          | 0-0         | 0-0          | 0-0          | 0         | 2  | 0   | 0 | 0  | 0   | 0   | 2   |
| Larsen        | 0-0          | 0-0         | 0-0          | 1-2          | 3         | 1  | 0   | 0 | 2  | 0   | 0   | 11  |
|               |              |             |              | 1-2          | 3         |    |     |   |    |     |     |     |
| <b>TOTALS</b> | <b>20-52</b> | <b>9-23</b> | <b>14-19</b> | <b>12-27</b> | <b>39</b> | <  |     |   |    |     |     |     |

**WOFFORD** **39** December 30, 2012  
**VIRGINIA** **74** John Paul Jones Arena • Charlottesville, Va.

**WOFFORD (6-7)**

| Player        | FG           | 3FG         | FT          | O-D         | Reb       | PF        | Pts       | A        | TO        | Blk      | Stl      | Min        |
|---------------|--------------|-------------|-------------|-------------|-----------|-----------|-----------|----------|-----------|----------|----------|------------|
| Smith (F)     | 1-2          | 0-0         | 0-0         | 1-2         | 3         | 0         | 2         | 0        | 0         | 0        | 0        | 22         |
| Skinner (F)   | 2-8          | 0-2         | 2-2         | 1-3         | 4         | 1         | 4         | 1        | 2         | 0        | 0        | 28         |
| Cochran (G)   | 1-11         | 1-7         | 2-2         | 1-1         | 2         | 2         | 5         | 0        | 2         | 0        | 2        | 24         |
| Swinton (G)   | 0-0          | 0-0         | 0-0         | 0-0         | 0         | 0         | 0         | 0        | 2         | 0        | 1        | 19         |
| Collins (G)   | 5-9          | 3-6         | 4-4         | 0-2         | 2         | 1         | 17        | 1        | 4         | 0        | 0        | 30         |
| Korkowski     | 0-0          | 0-0         | 0-0         | 0-0         | 0         | 0         | 0         | 0        | 0         | 0        | 0        | 3          |
| Byrd          | 0-2          | 0-1         | 0-0         | 0-2         | 2         | 2         | 0         | 1        | 1         | 0        | 0        | 8          |
| Faithfull     | 1-1          | 0-0         | 0-0         | 0-2         | 2         | 4         | 2         | 3        | 3         | 0        | 1        | 21         |
| Wagener       | 1-2          | 1-2         | 0-0         | 0-1         | 1         | 0         | 3         | 0        | 2         | 0        | 1        | 16         |
| Gordon        | 2-4          | 0-1         | 0-2         | 0-1         | 1         | 0         | 4         | 0        | 0         | 0        | 2        | 10         |
| Neumann       | 1-3          | 0-0         | 0-0         | 0-1         | 1         | 2         | 2         | 0        | 1         | 0        | 0        | 17         |
| Hickson       | 0-0          | 0-0         | 0-0         | 0-1         | 1         | 0         | 0         | 0        | 0         | 0        | 0        | 2          |
| <b>TOTALS</b> | <b>14-42</b> | <b>5-19</b> | <b>6-10</b> | <b>3-16</b> | <b>19</b> | <b>12</b> | <b>39</b> | <b>6</b> | <b>17</b> | <b>0</b> | <b>7</b> | <b>200</b> |
|               | <b>.333</b>  | <b>.263</b> | <b>.600</b> |             |           |           |           |          |           |          |          |            |

**VIRGINIA (10-3)**

| Player         | FG           | 3FG         | FT          | O-D         | Reb       | PF        | Pts       | A         | TO        | Blk      | Stl      | Min        |
|----------------|--------------|-------------|-------------|-------------|-----------|-----------|-----------|-----------|-----------|----------|----------|------------|
| Mitchell (F)   | 6-7          | 0-0         | 3-4         | 1-5         | 6         | 1         | 15        | 2         | 1         | 0        | 4        | 25         |
| Atkins (F)     | 0-2          | 0-0         | 0-0         | 0-0         | 0         | 0         | 0         | 0         | 1         | 0        | 0        | 7          |
| Jespersion (G) | 1-1          | 1-1         | 0-0         | 0-1         | 1         | 1         | 3         | 1         | 1         | 1        | 0        | 15         |
| Jones (G)      | 2-4          | 2-2         | 0-2         | 0-1         | 1         | 2         | 6         | 3         | 1         | 0        | 0        | 17         |
| Harris (G)     | 5-6          | 2-2         | 3-4         | 0-4         | 4         | 1         | 15        | 3         | 3         | 0        | 2        | 25         |
| Browman        | 0-0          | 0-0         | 0-0         | 0-2         | 2         | 1         | 0         | 6         | 3         | 0        | 0        | 23         |
| Barnette       | 1-2          | 1-2         | 0-0         | 0-1         | 1         | 1         | 3         | 1         | 0         | 0        | 0        | 10         |
| Tobey          | 9-10         | 1-1         | 0-0         | 1-5         | 6         | 1         | 19        | 1         | 1         | 1        | 0        | 27         |
| Nolte          | 3-6          | 1-3         | 0-0         | 1-5         | 6         | 3         | 7         | 2         | 0         | 0        | 0        | 22         |
| Anderson       | 3-7          | 0-3         | 0-0         | 1-1         | 2         | 1         | 6         | 3         | 1         | 0        | 2        | 25         |
| Kirven         | 0-0          | 0-0         | 0-0         | 0-1         | 1         | 0         | 0         | 0         | 0         | 0        | 0        | 2          |
| Rogers         | 0-2          | 0-1         | 0-0         | 0-1         | 1         | 0         | 0         | 0         | 0         | 0        | 0        | 2          |
| <b>TOTALS</b>  | <b>30-47</b> | <b>8-15</b> | <b>6-10</b> | <b>4-27</b> | <b>31</b> | <b>12</b> | <b>74</b> | <b>22</b> | <b>12</b> | <b>2</b> | <b>8</b> | <b>200</b> |
|                | <b>.638</b>  | <b>.533</b> | <b>.600</b> |             |           |           |           |           |           |          |          |            |

|                 |    |    |    |             |   |
|-----------------|----|----|----|-------------|---|
| <b>WOFFORD</b>  | 17 | 22 | 39 | Officials:  | Jamie Luckie, William Humes, Ray Perone |
| <b>VIRGINIA</b> | 31 | 43 | 74 | Technicals: | None                                    |
|                 |    |    |    | Attendance: | 9,387                                   |

**VIRGINIA** **52** January 9, 2013  
**WAKE FOREST** **55** Joel Coliseum • Winston-Salem, N.C.

**VIRGINIA (11-4, 1-1 ACC)**

| Player         | FG           | 3FG         | FT          | O-D          | Reb       | PF        | Pts       | A        | TO        | Blk      | Stl      | Min        |
|----------------|--------------|-------------|-------------|--------------|-----------|-----------|-----------|----------|-----------|----------|----------|------------|
| Mitchell (F)   | 5-9          | 0-0         | 0-1         | 5-5          | 10        | 1         | 10        | 0        | 3         | 1        | 2        | 31         |
| Atkins (F)     | 0-4          | 0-0         | 2-2         | 0-2          | 2         | 2         | 2         | 0        | 1         | 0        | 0        | 16         |
| Evans (G)      | 1-4          | 0-0         | 0-0         | 1-3          | 4         | 3         | 2         | 3        | 4         | 0        | 0        | 24         |
| Jespersion (G) | 0-2          | 0-1         | 0-0         | 0-0          | 0         | 1         | 0         | 0        | 2         | 0        | 0        | 21         |
| Harris (G)     | 5-14         | 2-3         | 1-1         | 2-2          | 4         | 4         | 13        | 2        | 4         | 1        | 1        | 34         |
| Barnette       | 0-0          | 0-0         | 0-0         | 0-0          | 0         | 0         | 0         | 0        | 0         | 0        | 0        | 1          |
| Jones          | 0-1          | 0-0         | 0-0         | 0-1          | 1         | 1         | 0         | 1        | 1         | 0        | 2        | 15         |
| Tobey          | 6-9          | 0-0         | 2-2         | 4-3          | 7         | 1         | 14        | 0        | 0         | 0        | 0        | 21         |
| Nolte          | 1-7          | 1-7         | 3-4         | 0-3          | 3         | 3         | 6         | 0        | 1         | 1        | 1        | 20         |
| Anderson       | 2-5          | 0-0         | 1-2         | 4-4          | 8         | 3         | 5         | 2        | 1         | 0        | 0        | 17         |
|                |              |             |             | 1-0          | 1         |           |           |          |           |          |          |            |
| <b>TOTALS</b>  | <b>20-55</b> | <b>3-11</b> | <b>9-12</b> | <b>17-23</b> | <b>40</b> | <b>19</b> | <b>52</b> | <b>8</b> | <b>17</b> | <b>3</b> | <b>6</b> | <b>200</b> |
|                | <b>.364</b>  | <b>.273</b> | <b>.750</b> |              |           |           |           |          |           |          |          |            |

**WAKE FOREST (8-6, 1-1 ACC)**

| Player              | FG           | 3FG         | FT           | O-D         | Reb       | PF        | Pts       | A         | TO        | Blk      | Stl      | Min        |
|---------------------|--------------|-------------|--------------|-------------|-----------|-----------|-----------|-----------|-----------|----------|----------|------------|
| Thomas (F)          | 1-1          | 0-0         | 0-0          | 1-7         | 8         | 3         | 2         | 2         | 5         | 3        | 0        | 26         |
| McKie (F)           | 4-10         | 1-3         | 5-5          | 1-3         | 4         | 1         | 14        | 3         | 0         | 2        | 2        | 33         |
| Adala Moto (F)      | 4-8          | 0-2         | 1-5          | 0-0         | 0         | 2         | 9         | 0         | 1         | 1        | 1        | 20         |
| Miller-McIntyre (G) | 2-6          | 0-1         | 0-0          | 1-3         | 4         | 1         | 4         | 1         | 2         | 0        | 1        | 28         |
| Harris (G)          | 3-10         | 2-4         | 8-8          | 0-1         | 1         | 2         | 16        | 1         | 2         | 1        | 0        | 30         |
| Jones               | 1-1          | 0-0         | 0-1          | 0-1         | 1         | 1         | 2         | 1         | 1         | 0        | 0        | 17         |
| Fischer             | 1-3          | 1-2         | 0-0          | 1-1         | 2         | 0         | 3         | 1         | 1         | 0        | 1        | 16         |
| Rountree            | 0-0          | 0-0         | 0-0          | 0-0         | 0         | 0         | 0         | 1         | 0         | 1        | 0        | 11         |
| Cavanaugh           | 2-5          | 0-3         | 1-2          | 0-3         | 3         | 3         | 5         | 0         | 0         | 0        | 0        | 19         |
|                     |              |             |              | 1-0         | 1         |           |           |           |           |          |          |            |
| <b>TOTALS</b>       | <b>18-44</b> | <b>4-15</b> | <b>15-21</b> | <b>5-19</b> | <b>24</b> | <b>13</b> | <b>55</b> | <b>10</b> | <b>12</b> | <b>9</b> | <b>5</b> | <b>200</b> |
|                     | <b>.449</b>  | <b>.571</b> | <b>.500</b>  |             |           |           |           |           |           |          |          |            |

|                    |    |    |    |             |  |
|--------------------|----|----|----|-------------|--|
| <b>VIRGINIA</b>    | 22 | 30 | 52 | Officials:  | Raymond Styons, Tim Kelly, Brian O'Connell |
| <b>WAKE FOREST</b> | 29 | 26 | 55 | Technicals: | None                                       |
|                    |    |    |    | Attendance: | 9,217                                      |

**NO. CAROLINA** **52** January 6, 2013  
**VIRGINIA** **61** John Paul Jones Arena • Charlottesville, Va.

**NORTH CAROLINA (10-4, 0-1 ACC)**

| Player         | FG           | 3FG         | FT          | O-D         | Reb       | PF        | Pts       | A        | TO        | Blk      | Stl      | Min        |
|----------------|--------------|-------------|-------------|-------------|-----------|-----------|-----------|----------|-----------|----------|----------|------------|
| Hubert (F)     | 1-2          | 0-0         | 1-2         | 0-2         | 2         | 2         | 3         | 0        | 0         | 0        | 0        | 19         |
| Bullock (F)    | 7-9          | 4-6         | 4-4         | 2-3         | 5         | 1         | 22        | 1        | 0         | 1        | 0        | 32         |
| McAdoo (F)     | 4-9          | 0-0         | 2-4         | 0-7         | 7         | 2         | 10        | 0        | 4         | 0        | 1        | 30         |
| Strickland (G) | 2-7          | 0-0         | 0-0         | 0-0         | 0         | 2         | 4         | 3        | 0         | 0        | 1        | 28         |
| Paige (G)      | 1-7          | 0-3         | 0-0         | 0-3         | 3         | 2         | 2         | 2        | 2         | 0        | 0        | 28         |
| James          | 0-1          | 0-0         | 0-2         | 0-4         | 4         | 1         | 0         | 0        | 2         | 0        | 0        | 9          |
| McDonald       | 0-3          | 0-3         | 0-0         | 0-0         | 0         | 2         | 0         | 0        | 2         | 0        | 1        | 15         |
| Johnson        | 1-2          | 0-0         | 0-0         | 1-1         | 2         | 1         | 2         | 1        | 1         | 1        | 1        | 10         |
| Hairston       | 3-9          | 1-5         | 1-3         | 1-4         | 5         | 4         | 8         | 2        | 1         | 0        | 0        | 22         |
| Tokoto         | 0-2          | 0-0         | 1-2         | 1-0         | 1         | 1         | 1         | 0        | 0         | 0        | 0        | 7          |
|                |              |             |             | 3-3         | 6         |           |           |          |           |          |          |            |
| <b>TOTALS</b>  | <b>19-51</b> | <b>5-17</b> | <b>9-17</b> | <b>8-27</b> | <b>35</b> | <b>18</b> | <b>52</b> | <b>9</b> | <b>12</b> | <b>2</b> | <b>4</b> | <b>200</b> |
|                | <b>.373</b>  | <b>.294</b> | <b>.529</b> |             |           |           |           |          |           |          |          |            |

**VIRGINIA (11-3, 1-0 ACC)**

| Player         | FG           | 3FG         | FT          | O-D         | Reb       | PF        | Pts       | A         | TO        | Blk      | Stl      | Min        |
|----------------|--------------|-------------|-------------|-------------|-----------|-----------|-----------|-----------|-----------|----------|----------|------------|
| Mitchell (F)   | 2-5          | 0-0         | 3-8         | 2-9         | 11        | 3         | 7         | 1         | 1         | 0        | 2        | 31         |
| Atkins (F)     | 1-4          | 0-0         | 0-0         | 0-3         | 3         | 2         | 2         | 0         | 0         | 2        | 0        | 16         |
| Jespersion (G) | 2-6          | 1-2         | 2-2         | 0-1         | 1         | 3         | 7         | 2         | 0         | 0        | 0        | 20         |
| Jones (G)      | 2-4          | 2-2         | 0-0         | 0-2         | 2         | 0         | 6         | 0         | 3         | 0        | 1        | 20         |
| Harris (G)     | 7-11         | 2-4         | 3-6         | 1-4         | 5         | 2         | 19        | 1         | 1         | 0        | 2        | 36         |
| Evans          | 4-7          | 0-0         | 0-0         | 0-0         | 0         | 2         | 8         | 6         | 3         | 0        | 0        | 21         |
| Tobey          | 1-5          | 0-0         | 0-0         | 1-2         | 3         | 0         | 2         | 0         | 3         | 1        | 0        | 14         |
| Nolte          | 3-5          | 3-5         | 0-0         | 0-1         | 1         | 2         | 9         | 2         | 0         | 1        | 1        | 23         |
| Anderson       | 0-2          | 0-1         | 1-2         | 1-3         | 4         | 0         | 1         | 2         | 0         | 2        | 0        | 19         |
|                |              |             |             | 0-2         | 2         |           |           |           |           |          |          |            |
| <b>TOTALS</b>  | <b>22-49</b> | <b>8-14</b> | <b>9-18</b> | <b>5-27</b> | <b>32</b> | <b>14</b> | <b>61</b> | <b>14</b> | <b>11</b> | <b>6</b> | <b>6</b> | <b>200</b> |
|                | <b>.449</b>  | <b>.571</b> | <b>.500</b> |             |           |           |           |           |           |          |          |            |

|                       |    |    |    |             |                                      |
|-----------------------|----|----|----|-------------|--------------------------------------|
| <b>NORTH CAROLINA</b> | 25 | 27 | 52 | Officials:  | Karl Hess, Doug Sirmons, John Cahill |
| <b>VIRGINIA</b>       | 24 | 37 | 61 | Technicals: | None                                 |
|                       |    |    |    | Attendance: | 12,117                               |

**VIRGINIA** **44** January 12, 2013  
**CLEMSON** **59** Littlejohn Coliseum • Clemson, S.C.

**VIRGINIA (11-5, 1-2 ACC)**

| Player         | FG           | 3FG         | FT         | O-D         | Reb       | PF        | Pts       | A | TO | Blk | Stl | Min |
|----------------|--------------|-------------|------------|-------------|-----------|-----------|-----------|---|----|-----|-----|-----|
| Mitchell (F)   | 3-5          | 0-0         | 1-2        | 3-6         | 9         | 2         | 7         | 3 | 4  | 1   | 2   | 31  |
| Atkins (F)     | 1-3          | 0-0         | 0-0        | 0-1         | 1         | 3         | 2         | 1 | 0  | 2   | 0   | 15  |
| Evans (G)      | 1-1          | 0-0         | 0-2        | 0-1         | 1         | 1         | 2         | 3 | 5  | 0   | 0   | 33  |
| Jespersion (G) | 1-6          | 1-4         | 2-2        | 0-0         | 0         | 1         | 5         | 0 | 0  | 0   | 0   | 27  |
| Harris (G)     | 5-13         | 2-7         | 2-2        | 0-5         | 5         | 3         | 14        | 3 | 0  | 0   | 1   | 31  |
| Jones          | 1-3          | 0-2         | 0-0        | 0-0         | 0         | 1         | 2         | 0 | 0  | 0   | 1   | 10  |
| Tobey          | 3-9          | 0-0         | 0-0        | 1-1         | 2         | 2         | 6         | 1 | 0  | 0   | 0   | 15  |
| Nolte          | 2-4          | 2-3         | 0-0        | 1-0         | 1         | 2         | 6         | 0 | 0  | 0   | 0   | 24  |
| Anderson       | 0-4          | 0-1         | 0-0        | 1-1         | 2         | 2         | 0         | 0 | 2  | 0   | 0   | 14  |
|                |              |             |            | 1-1         | 2         |           |           |   |    |     |     |     |
| <b>TOTALS</b>  | <b>17-48</b> | <b>5-17</b> | <b>5-8</b> | <b>7-16</b> | <b>23</b> | <b>17</b> | <b>44</b> |   |    |     |     |     |

**FLORIDA STATE 36**     January 19, 2013  
**VIRGINIA 56**     John Paul Jones Arena • Charlottesville, Va.

**FLORIDA STATE (10-7, 2-2 ACC)**

| Player        | FG           | 3FG         | FT          | O-D         | Reb       | PF        | Pts       | A        | TO        | Blk      | Stl      | Min        |
|---------------|--------------|-------------|-------------|-------------|-----------|-----------|-----------|----------|-----------|----------|----------|------------|
| White (F)     | 4-9          | 0-2         | 0-0         | 3-2         | 5         | 4         | 8         | 0        | 2         | 1        | 1        | 29         |
| Turpin (C)    | 0-0          | 0-0         | 0-0         | 0-0         | 0         | 1         | 0         | 0        | 0         | 0        | 0        | 6          |
| Brandon (G)   | 1-4          | 0-1         | 0-1         | 0-1         | 1         | 0         | 2         | 0        | 3         | 1        | 1        | 20         |
| Snaer (G)     | 4-9          | 1-5         | 0-0         | 1-1         | 2         | 2         | 9         | 2        | 5         | 1        | 1        | 35         |
| Whisnant (G)  | 0-3          | 0-3         | 0-0         | 0-0         | 0         | 2         | 0         | 1        | 1         | 1        | 0        | 26         |
| Bookert       | 0-0          | 0-0         | 0-0         | 0-0         | 0         | 0         | 0         | 0        | 1         | 0        | 0        | 8          |
| Shannon       | 1-2          | 0-0         | 1-2         | 2-2         | 4         | 3         | 3         | 1        | 3         | 0        | 3        | 23         |
| Gilchrist     | 2-3          | 0-0         | 0-1         | 0-0         | 0         | 1         | 4         | 0        | 0         | 0        | 0        | 9          |
| Bojanovsky    | 2-3          | 0-0         | 0-0         | 1-0         | 1         | 0         | 4         | 0        | 0         | 0        | 0        | 7          |
| Thomas        | 1-3          | 0-2         | 0-0         | 1-1         | 2         | 0         | 2         | 0        | 0         | 0        | 0        | 17         |
| Miller        | 1-5          | 0-2         | 2-4         | 0-4         | 4         | 0         | 4         | 1        | 3         | 0        | 0        | 19         |
| Ojo           | 0-2          | 0-0         | 0-0         | 1-0         | 1         | 0         | 0         | 0        | 0         | 0        | 0        | 1          |
|               |              |             |             | 0-2         | 2         |           |           |          |           |          |          |            |
| <b>TOTALS</b> | <b>16-43</b> | <b>1-15</b> | <b>3-8</b>  | <b>9-13</b> | <b>22</b> | <b>13</b> | <b>36</b> | <b>5</b> | <b>18</b> | <b>4</b> | <b>6</b> | <b>200</b> |
|               | <b>.372</b>  | <b>.067</b> | <b>.375</b> |             |           |           |           |          |           |          |          |            |

**VIRGINIA (12-5, 2-2 ACC)**

| Player         | FG           | 3FG         | FT           | O-D         | Reb       | PF        | Pts       | A         | TO        | Blk      | Stl      | Min        |
|----------------|--------------|-------------|--------------|-------------|-----------|-----------|-----------|-----------|-----------|----------|----------|------------|
| Mitchell (F)   | 6-7          | 0-0         | 1-2          | 1-4         | 5         | 4         | 13        | 3         | 2         | 0        | 2        | 34         |
| Evans (G)      | 3-8          | 0-0         | 0-0          | 2-3         | 5         | 1         | 6         | 7         | 5         | 0        | 1        | 28         |
| Jespersion (G) | 3-5          | 2-2         | 0-0          | 1-1         | 2         | 1         | 8         | 0         | 2         | 0        | 1        | 28         |
| Nolte (G)      | 1-6          | 0-2         | 0-0          | 1-6         | 7         | 2         | 2         | 1         | 2         | 1        | 0        | 30         |
| Harris (G)     | 5-12         | 3-6         | 4-4          | 3-1         | 4         | 2         | 17        | 1         | 1         | 1        | 4        | 32         |
| Browman        | 0-0          | 0-0         | 0-0          | 0-0         | 0         | 0         | 0         | 1         | 1         | 0        | 0        | 2          |
| Barnette       | 0-0          | 0-0         | 0-0          | 0-0         | 0         | 0         | 0         | 0         | 0         | 0        | 0        | 1          |
| Jones          | 0-0          | 0-0         | 0-0          | 0-0         | 0         | 1         | 0         | 1         | 0         | 0        | 0        | 9          |
| Tobey          | 1-2          | 0-0         | 0-0          | 0-1         | 1         | 2         | 2         | 0         | 0         | 0        | 0        | 13         |
| Anderson       | 3-5          | 2-3         | 0-0          | 1-2         | 3         | 1         | 8         | 1         | 2         | 3        | 1        | 21         |
| Kirven         | 0-0          | 0-0         | 0-0          | 0-0         | 0         | 0         | 0         | 0         | 1         | 0        | 0        | 1          |
| Rogers         | 0-0          | 0-0         | 0-0          | 0-1         | 0         | 0         | 0         | 0         | 0         | 0        | 0        | 1          |
|                |              |             |              | 1-1         | 2         |           |           |           |           |          |          |            |
| <b>TOTALS</b>  | <b>17-33</b> | <b>6-10</b> | <b>19-27</b> | <b>4-25</b> | <b>29</b> | <b>13</b> | <b>59</b> | <b>12</b> | <b>15</b> | <b>6</b> | <b>2</b> | <b>200</b> |
|                | <b>.515</b>  | <b>.600</b> | <b>.704</b>  |             |           |           |           |           |           |          |          |            |

|                      |    |    |    |
|----------------------|----|----|----|
| <b>FLORIDA STATE</b> | 15 | 21 | 36 |
| <b>VIRGINIA</b>      | 33 | 23 | 56 |

Officials: Les Jones, Bernard Clinton, Raymond Styons  
 Technicals: Florida State-White, Virginia-Evans  
 Attendance: 12,303

**BOSTON COLLEGE 51**     January 26, 2013  
**VIRGINIA 65**     John Paul Jones Arena • Charlottesville, Va.

**BOSTON COLLEGE (9-10, 1-5 ACC)**

| Player        | FG           | 3FG         | FT           | O-D         | Reb       | PF        | Pts       | A        | TO        | Blk      | Stl      | Min        |
|---------------|--------------|-------------|--------------|-------------|-----------|-----------|-----------|----------|-----------|----------|----------|------------|
| Anderson (F)  | 5-14         | 0-0         | 4-4          | 2-2         | 4         | 1         | 14        | 0        | 5         | 1        | 0        | 33         |
| Jackson (G)   | 3-6          | 3-5         | 0-0          | 1-4         | 5         | 4         | 9         | 1        | 2         | 0        | 1        | 38         |
| Hanlan (G)    | 4-13         | 1-6         | 1-3          | 1-0         | 1         | 2         | 10        | 3        | 3         | 0        | 1        | 37         |
| Rahon (G)     | 3-6          | 1-4         | 3-3          | 0-0         | 0         | 0         | 10        | 4        | 1         | 0        | 2        | 34         |
| Heckmann      | 0-1          | 0-1         | 2-2          | 0-0         | 0         | 1         | 2         | 0        | 0         | 0        | 0        | 9          |
| Odio          | 0-3          | 0-3         | 0-0          | 1-6         | 7         | 4         | 0         | 1        | 0         | 0        | 0        | 21         |
| Caudill       | 0-0          | 0-0         | 0-0          | 0-0         | 0         | 0         | 0         | 0        | 0         | 0        | 0        | 1          |
| Clifford      | 0-1          | 0-0         | 0-0          | 0-3         | 3         | 1         | 0         | 0        | 2         | 1        | 0        | 9          |
| Rubin         | 2-3          | 2-3         | 0-0          | 0-0         | 0         | 0         | 6         | 0        | 1         | 0        | 0        | 19         |
|               |              |             |              | 3-0         | 3         |           |           |          |           |          |          |            |
| <b>TOTALS</b> | <b>17-47</b> | <b>7-22</b> | <b>10-12</b> | <b>8-15</b> | <b>23</b> | <b>13</b> | <b>51</b> | <b>9</b> | <b>14</b> | <b>2</b> | <b>4</b> | <b>200</b> |
|               | <b>.362</b>  | <b>.318</b> | <b>.833</b>  |             |           |           |           |          |           |          |          |            |

**VIRGINIA (14-5, 4-2 ACC)**

| Player        | FG           | 3FG         | FT          | O-D         | Reb       | PF        | Pts       | A         | TO        | Blk      | Stl      | Min        |
|---------------|--------------|-------------|-------------|-------------|-----------|-----------|-----------|-----------|-----------|----------|----------|------------|
| Nolte         | 4-5          | 1-2         | 0-0         | 2-0         | 2         | 4         | 9         | 0         | 0         | 1        | 0        | 11         |
| Mitchell      | 6-10         | 0-0         | 4-5         | 2-4         | 6         | 2         | 16        | 0         | 3         | 1        | 1        | 34         |
| Evans         | 1-3          | 0-0         | 1-2         | 0-2         | 2         | 4         | 3         | 6         | 3         | 0        | 2        | 30         |
| Jespersion    | 2-5          | 0-2         | 2-2         | 0-7         | 7         | 0         | 6         | 2         | 2         | 1        | 3        | 37         |
| Harris        | 3-9          | 1-4         | 0-0         | 1-4         | 5         | 2         | 7         | 4         | 2         | 3        | 0        | 34         |
| Browman       | 0-0          | 0-0         | 0-0         | 0-2         | 2         | 2         | 0         | 1         | 0         | 0        | 1        | 11         |
| Tobey         | 4-7          | 0-0         | 0-0         | 2-1         | 3         | 2         | 8         | 0         | 2         | 1        | 0        | 18         |
| Anderson      | 7-9          | 0-1         | 2-2         | 0-2         | 2         | 0         | 16        | 2         | 1         | 0        | 0        | 25         |
|               |              |             |             | 0-0         | 0         |           |           |           |           |          |          |            |
| <b>TOTALS</b> | <b>27-48</b> | <b>2-9</b>  | <b>9-11</b> | <b>7-22</b> | <b>29</b> | <b>16</b> | <b>65</b> | <b>15</b> | <b>13</b> | <b>7</b> | <b>7</b> | <b>200</b> |
|               | <b>.563</b>  | <b>.222</b> | <b>.818</b> |             |           |           |           |           |           |          |          |            |

|                       |    |    |    |
|-----------------------|----|----|----|
| <b>BOSTON COLLEGE</b> | 26 | 25 | 51 |
| <b>VIRGINIA</b>       | 24 | 41 | 65 |

Officials: Jamie Luckie, Roger Ayers, Tim Nestor  
 Technicals: None  
 Attendance: 11,660

**VIRGINIA 74**     January 24, 2013  
**VIRGINIA TECH 58**     Cassell Coliseum • Blacksburg, Va.

**VIRGINIA (13-5, 3-2 ACC)**

| Player         | FG           | 3FG          | FT           | O-D         | Reb       | PF        | Pts       | A         | TO       | Blk      | Stl      | Min        |
|----------------|--------------|--------------|--------------|-------------|-----------|-----------|-----------|-----------|----------|----------|----------|------------|
| Nolte (F)      | 6-12         | 5-9          | 1-2          | 0-2         | 2         | 1         | 18        | 2         | 1        | 2        | 4        | 34         |
| Mitchell (F)   | 3-6          | 0-0          | 2-3          | 1-7         | 8         | 4         | 8         | 1         | 2        | 0        | 1        | 31         |
| Evans (G)      | 1-5          | 0-0          | 2-5          | 0-2         | 2         | 3         | 4         | 6         | 0        | 0        | 0        | 28         |
| Jespersion (G) | 1-4          | 0-2          | 1-1          | 0-0         | 0         | 3         | 3         | 1         | 0        | 1        | 0        | 19         |
| Harris (G)     | 6-9          | 4-6          | 1-3          | 1-2         | 3         | 2         | 17        | 2         | 2        | 0        | 1        | 35         |
| Browman        | 0-1          | 0-1          | 0-0          | 0-1         | 1         | 3         | 0         | 1         | 0        | 0        | 0        | 11         |
| Jones          | 1-3          | 1-2          | 0-0          | 0-0         | 0         | 0         | 3         | 1         | 0        | 0        | 0        | 3          |
| Tobey          | 5-5          | 0-0          | 0-0          | 1-2         | 3         | 2         | 10        | 1         | 0        | 0        | 0        | 15         |
| Anderson       | 3-6          | 1-3          | 4-4          | 2-0         | 2         | 0         | 11        | 6         | 1        | 0        | 3        | 24         |
|                |              |              |              | 0-3         | 3         |           |           |           |          |          |          |            |
| <b>TOTALS</b>  | <b>26-51</b> | <b>11-23</b> | <b>11-18</b> | <b>5-19</b> | <b>24</b> | <b>18</b> | <b>74</b> | <b>21</b> | <b>6</b> | <b>3</b> | <b>9</b> | <b>200</b> |
|                | <b>.510</b>  | <b>.478</b>  | <b>.611</b>  |             |           |           |           |           |          |          |          |            |

**VIRGINIA TECH (11-7, 2-3 ACC)**

| Player        | FG           | 3FG         | FT           | O-D         | Reb       | PF        | Pts       | A        | TO        | Blk      | Stl      | Min        |
|---------------|--------------|-------------|--------------|-------------|-----------|-----------|-----------|----------|-----------|----------|----------|------------|
| Raines (F)    | 2-3          | 0-0         | 0-0          | 0-4         | 4         | 2         | 4         | 0        | 2         | 0        | 0        | 22         |
| Eddie (F)     | 2-11         | 0-3         | 5-7          | 2-7         | 9         | 2         | 9         | 2        | 2         | 0        | 0        | 30         |
| Barksdale (F) | 1-1          | 0-0         | 0-0          | 1-2         | 3         | 0         | 2         | 2        | 2         | 0        | 0        | 26         |
| Brown (G)     | 0-3          | 0-2         | 0-0          | 0-1         | 1         | 4         | 0         | 0        | 1         | 0        | 0        | 24         |
| Green (G)     | 11-18        | 3-6         | 10-13        | 2-7         | 9         | 1         | 35        | 1        | 3         | 0        | 0        | 38         |
| van Zegeren   | 1-2          | 0-0         | 0-4          | 2-3         | 5         | 4         | 2         | 0        | 3         | 0        | 0        | 18         |
| Rankin        | 2-4          | 2-3         | 0-0          | 0-0         | 0         | 4         | 6         | 0        | 1         | 0        | 3        | 25         |
| Beyer         | 0-0          | 0-0         | 0-0          | 0-0         | 0         | 0         | 0         | 0        | 0         | 0        | 0        | 3          |
| Johnston      | 0-1          | 0-1         | 0-0          | 0-0         | 0         | 0         | 0         | 1        | 0         | 0        | 0        | 7          |
| Wood          | 0-0          | 0-0         | 0-0          | 0-0         | 0         | 0         | 0         | 0        | 1         | 0        | 0        | 7          |
|               |              |             |              | 1-0         | 1         |           |           |          |           |          |          |            |
| <b>TOTALS</b> | <b>19-43</b> | <b>5-15</b> | <b>15-24</b> | <b>8-24</b> | <b>32</b> | <b>17</b> | <b>58</b> | <b>6</b> | <b>14</b> | <b>0</b> | <b>3</b> | <b>200</b> |
|               | <b>.442</b>  | <b>.333</b> | <b>.625</b>  |             |           |           |           |          |           |          |          |            |

|                      |    |    |    |
|----------------------|----|----|----|
| <b>VIRGINIA</b>      | 34 | 40 | 74 |
| <b>VIRGINIA TECH</b> | 25 | 33 | 58 |

Officials: Joe Lindsay, Tony Greene, Mike Stuart  
 Technicals: None  
 Attendance: 7,222

**NO. 19 NC STATE 55**     January 29, 2013  
**VIRGINIA 58**     John Paul Jones Arena • Charlottesville, Va.

**NC STATE (16-5, 5-3 ACC)**

| Player        | FG           | 3FG         | FT          | O-D          | Reb       | PF        | Pts       | A         | TO        | Blk      | Stl      | Min        |
|---------------|--------------|-------------|-------------|--------------|-----------|-----------|-----------|-----------|-----------|----------|----------|------------|
| Howell (F)    | 5-10         | 0-0         | 2-2         | 3-8          | 11        | 3         | 12        | 6         | 3         | 0        | 0        | 38         |
| Wood (F)      | 3-10         | 3-8         | 0-0         | 1-2          | 3         | 1         | 9         | 0         | 2         | 0        | 0        | 37         |
| Warren (F)    | 1-7          | 0-0         | 1-2         | 0-0          | 0         | 4         | 3         | 0         | 1         | 1        | 3        | 34         |
| Purvis (G)    | 2-7          | 2-4         | 0-0         | 0-1          | 1         | 2         | 6         | 1         | 1         | 0        | 0        | 33         |
| Brown (G)     | 1-3          | 0-1         | 0-0         | 0-3          | 3         | 0         | 2         | 1         | 0         | 1        | 2        | 10         |
| Leslie        | 7-13         | 0-0         | 6-9         | 3-11         | 14        | 2         | 20        | 0         | 7         | 0        | 0        | 30         |
| Lewis         | 1-3          | 1-2         | 0-0         | 0-1          | 1         | 0         | 3         | 2         | 0         | 0        | 0        | 15         |
| Vandenberg    | 0-0          | 0-0         | 0-0         | 0-0          | 0         | 0         | 0         | 0         | 0         | 0        | 0        | 3          |
|               |              |             |             | 3-2          | 5         |           |           |           |           |          |          |            |
| <b>TOTALS</b> | <b>20-53</b> | <b>6-15</b> | <b>9-13</b> | <b>10-28</b> | <b>38</b> | <b>12</b> | <b>55</b> | <b>10</b> | <b>14</b> | <b>2</b> | <b>5</b> | <b>200</b> |
|               | <b>.377</b>  | <b>.400</b> | <b>.692</b> |              |           |           |           |           |           |          |          |            |

**VIRGINIA (15-5, 5-2 ACC)**

| Player         | FG           | 3FG         | FT           | O-D  | Reb | PF | Pts | A | TO | Blk | Stl | Min |
|----------------|--------------|-------------|--------------|------|-----|----|-----|---|----|-----|-----|-----|
| Nolte (F)      | 1-5          | 1-4         | 0-0          | 0-1  | 1   | 3  | 3   | 0 | 1  | 0   | 1   | 13  |
| Mitchell (F)   | 6-12         | 0-0         | 2-3          | 1-11 | 12  | 0  | 14  | 2 | 0  | 0   | 0   | 36  |
| Evans (G)      | 1-4          | 0-0         | 2-5          | 0-1  | 1   | 0  | 4   | 7 | 3  | 0   | 0   | 36  |
| Jespersion (G) | 0-4          | 0-3         | 0-0          | 0-1  | 1   | 1  | 0   | 1 | 1  | 1   | 1   | 31  |
| Harris (G)     | 7-15         | 3-8         | 5-6          | 1-3  | 4   | 3  | 22  | 1 | 0  | 0   | 0   | 34  |
| Browman        | 0-0          | 0-0         | 0-0          | 0-0  | 0   | 0  | 0   | 0 | 1  | 0   | 0   | 2   |
| Jones          | 0-1          | 0-1         | 0-0          | 0-0  | 0   | 0  | 0   | 0 | 1  | 0   | 0   | 4   |
| Tobey          | 6-10         | 0-0         | 1-1          | 3-4  | 7   | 4  | 13  | 1 | 0  | 2   | 1   | 20  |
| Anderson       | 1-3          | 0-0         | 0-0          | 0-2  | 2   | 3  | 2   | 1 | 0  | 1   | 1   | 18  |
| Atkins         | 0-0          | 0-0         | 0-0          | 0-2  | 2   | 0  | 0   | 0 | 1  | 0   | 0   | 6   |
|                |              |             |              | 2-1  | 3   |    |     |   |    |     |     |     |
| <b>TOTALS</b>  | <b>22-54</b> | <b>4-16</b> | <b>10-15</b> |      |     |    |     |   |    |     |     |     |

**VIRGINIA**      **60**      February 3, 2013  
**GEORGIA TECH**      **66**      McCamish Pavilion • Atlanta, Ga.

**VIRGINIA (15-6, 5-3 ACC)**

| Player         | FG    | 3FG  | FT   | O-D   | Reb | PF | Pts | A  | TO | Blk | Stl | Min |
|----------------|-------|------|------|-------|-----|----|-----|----|----|-----|-----|-----|
| Nolte (F)      | 2-9   | 2-8  | 0-0  | 1-3   | 4   | 4  | 6   | 0  | 0  | 0   | 0   | 24  |
| Mitchell (F)   | 6-14  | 0-0  | 1-1  | 3-9   | 12  | 3  | 13  | 0  | 1  | 1   | 0   | 34  |
| Evans (G)      | 2-5   | 0-0  | 0-0  | 1-0   | 1   | 1  | 4   | 4  | 4  | 0   | 1   | 33  |
| Jespersion (G) | 1-3   | 1-3  | 0-0  | 0-1   | 1   | 2  | 3   | 1  | 1  | 0   | 2   | 31  |
| Harris (G)     | 6-14  | 4-9  | 2-4  | 4-2   | 6   | 4  | 18  | 4  | 6  | 1   | 1   | 37  |
| Barnette       | 1-1   | 1-1  | 0-0  | 0-0   | 0   | 0  | 3   | 0  | 0  | 0   | 0   | 1   |
| Jones          | 1-1   | 0-0  | 0-0  | 0-0   | 0   | 2  | 2   | 1  | 0  | 0   | 0   | 6   |
| Tobey          | 0-0   | 0-0  | 1-2  | 0-2   | 2   | 3  | 1   | 1  | 1  | 0   | 0   | 9   |
| Anderson       | 3-8   | 1-1  | 3-4  | 2-1   | 3   | 3  | 10  | 4  | 1  | 1   | 0   | 25  |
| TOTALS         | 22-55 | 9-22 | 7-11 | 13-18 | 31  | 22 | 60  | 15 | 14 | 3   | 4   | 200 |
|                | .400  | .409 | .636 |       |     |    |     |    |    |     |     |     |

**GEORGIA TECH (12-8, 2-6 ACC)**

| Player           | FG    | 3FG  | FT    | O-D  | Reb | PF | Pts | A  | TO | Blk | Stl | Min |
|------------------|-------|------|-------|------|-----|----|-----|----|----|-----|-----|-----|
| Georges-Hunt (F) | 1-6   | 0-2  | 5-6   | 2-2  | 4   | 2  | 7   | 0  | 0  | 0   | 1   | 33  |
| Carter, Jr. (F)  | 6-8   | 0-2  | 2-3   | 1-7  | 8   | 3  | 14  | 3  | 3  | 2   | 1   | 31  |
| Miller (C)       | 2-4   | 0-0  | 0-0   | 2-6  | 8   | 2  | 4   | 4  | 3  | 2   | 0   | 27  |
| Udofia (G)       | 4-8   | 3-5  | 4-4   | 0-1  | 1   | 1  | 15  | 2  | 3  | 0   | 1   | 34  |
| Bolden (G)       | 4-10  | 1-5  | 5-7   | 0-5  | 5   | 3  | 14  | 1  | 1  | 0   | 0   | 37  |
| Jordan           | 0-0   | 0-0  | 0-0   | 0-0  | 0   | 1  | 0   | 0  | 0  | 0   | 0   | 4   |
| Poole, Jr.       | 0-1   | 0-0  | 0-0   | 1-0  | 1   | 1  | 0   | 0  | 0  | 0   | 0   | 2   |
| Reed             | 0-1   | 0-0  | 0-2   | 0-1  | 1   | 0  | 0   | 1  | 0  | 0   | 1   | 7   |
| Holshey          | 5-7   | 0-0  | 2-3   | 3-1  | 4   | 1  | 12  | 1  | 3  | 1   | 1   | 22  |
| Poole            | 0-1   | 0-1  | 0-0   | 0-0  | 0   | 0  | 0   | 0  | 0  | 0   | 0   | 3   |
| TOTALS           | 22-46 | 4-15 | 18-25 | 9-23 | 32  | 14 | 66  | 12 | 13 | 5   | 5   | 200 |
|                  | .478  | .267 | .720  |      |     |    |     |    |    |     |     |     |

|                     |    |    |    |             |   |
|---------------------|----|----|----|-------------|---|
| <b>VIRGINIA</b>     | 37 | 23 | 60 | Officials:  | Bryan Kersey, Brian Dorsey, Tony Greene |
| <b>GEORGIA TECH</b> | 28 | 38 | 66 | Technical:  | None                                    |
|                     |    |    |    | Attendance: | 7,128                                   |

**VIRGINIA**      **80**      February 10, 2013  
**MARYLAND**      **69**      Comcast Center • College Park, Md.

**VIRGINIA (17-6, 7-3 ACC)**

| Player         | FG    | 3FG   | FT    | O-D  | Reb | PF | Pts | A  | TO | Blk | Stl | Min |
|----------------|-------|-------|-------|------|-----|----|-----|----|----|-----|-----|-----|
| Anderson (F)   | 5-14  | 1-3   | 6-6   | 1-8  | 9   | 1  | 17  | 3  | 2  | 1   | 0   | 35  |
| Mitchell (F)   | 4-6   | 0-0   | 5-8   | 2-2  | 4   | 2  | 13  | 0  | 2  | 0   | 2   | 27  |
| Evans (G)      | 2-3   | 0-0   | 1-2   | 1-4  | 5   | 4  | 5   | 8  | 4  | 0   | 0   | 36  |
| Jespersion (G) | 4-6   | 4-4   | 0-1   | 1-2  | 3   | 2  | 12  | 0  | 1  | 0   | 1   | 23  |
| Harris (G)     | 7-8   | 3-4   | 5-6   | 1-1  | 2   | 2  | 22  | 1  | 3  | 0   | 2   | 37  |
| Barnette       | 1-2   | 1-2   | 0-0   | 0-0  | 0   | 0  | 3   | 0  | 2  | 0   | 0   | 6   |
| Jones          | 0-1   | 0-1   | 0-0   | 0-0  | 0   | 0  | 0   | 0  | 0  | 0   | 0   | 7   |
| Nolte          | 3-7   | 2-5   | 0-0   | 1-4  | 5   | 4  | 8   | 3  | 1  | 0   | 0   | 22  |
| Atkins         | 0-1   | 0-0   | 0-0   | 1-2  | 3   | 1  | 0   | 0  | 1  | 0   | 0   | 7   |
| TOTALS         | 26-48 | 11-19 | 17-23 | 9-25 | 34  | 16 | 80  | 15 | 16 | 1   | 5   | 200 |
|                | .542  | .579  | .739  |      |     |    |     |    |    |     |     |     |

**MARYLAND (17-7, 5-6 ACC)**

| Player      | FG    | 3FG  | FT    | O-D   | Reb | PF | Pts | A  | TO | Blk | Stl | Min |
|-------------|-------|------|-------|-------|-----|----|-----|----|----|-----|-----|-----|
| Wells (F)   | 5-9   | 2-5  | 1-4   | 1-4   | 5   | 1  | 13  | 1  | 0  | 0   | 0   | 33  |
| Padgett (F) | 1-2   | 0-0  | 0-1   | 1-1   | 2   | 1  | 2   | 0  | 0  | 0   | 0   | 6   |
| Len (C)     | 3-6   | 0-0  | 3-4   | 3-4   | 7   | 5  | 9   | 2  | 0  | 5   | 1   | 26  |
| Faust (G)   | 4-9   | 0-1  | 0-0   | 0-1   | 1   | 3  | 8   | 3  | 2  | 0   | 1   | 25  |
| Layman (G)  | 1-7   | 0-4  | 2-2   | 0-4   | 4   | 1  | 4   | 1  | 0  | 1   | 1   | 28  |
| Mitchell    | 1-3   | 0-0  | 0-0   | 2-0   | 2   | 2  | 2   | 0  | 4  | 0   | 0   | 9   |
| Aronhalt    | 3-7   | 2-4  | 1-2   | 2-0   | 2   | 0  | 9   | 0  | 2  | 0   | 0   | 20  |
| Allen       | 4-8   | 0-2  | 3-4   | 0-3   | 3   | 2  | 11  | 5  | 3  | 0   | 5   | 25  |
| Howard      | 2-4   | 1-1  | 0-0   | 1-0   | 1   | 1  | 5   | 2  | 1  | 0   | 1   | 17  |
| Clare       | 3-3   | 0-0  | 0-1   | 0-0   | 0   | 1  | 6   | 0  | 1  | 0   | 0   | 11  |
| TOTALS      | 27-58 | 5-17 | 10-18 | 12-17 | 29  | 17 | 69  | 14 | 13 | 6   | 9   | 200 |
|             | .466  | .294 | .556  |       |     |    |     |    |    |     |     |     |

|                 |    |    |    |             |                                      |
|-----------------|----|----|----|-------------|--------------------------------------|
| <b>VIRGINIA</b> | 35 | 45 | 80 | Officials:  | Karl Hess, Roger Ayers, Bryan Kersey |
| <b>MARYLAND</b> | 29 | 40 | 69 | Technical:  | None                                 |
|                 |    |    |    | Attendance: | 16,895                               |

**CLEMSON**      **41**      February 7, 2013  
**VIRGINIA**      **78**      John Paul Jones Arena • Charlottesville, Va.

**CLEMSON (12-10, 4-6 ACC)**

| Player        | FG    | 3FG  | FT   | O-D   | Reb | PF | Pts | A | TO | Blk | Stl | Min |
|---------------|-------|------|------|-------|-----|----|-----|---|----|-----|-----|-----|
| Jennings (F)  | 1-7   | 0-3  | 0-0  | 1-2   | 3   | 1  | 2   | 1 | 5  | 0   | 0   | 25  |
| Booker (F)    | 3-5   | 0-1  | 1-2  | 6-3   | 9   | 2  | 7   | 0 | 4  | 2   | 0   | 28  |
| McDaniels (F) | 4-10  | 1-3  | 1-1  | 1-1   | 2   | 2  | 10  | 0 | 1  | 1   | 0   | 30  |
| Hall (G)      | 1-4   | 0-1  | 0-1  | 0-6   | 6   | 0  | 2   | 0 | 3  | 0   | 1   | 27  |
| Harrison (G)  | 1-5   | 0-3  | 4-4  | 1-3   | 4   | 2  | 6   | 0 | 2  | 0   | 1   | 24  |
| Fields        | 1-2   | 0-1  | 0-0  | 1-0   | 1   | 1  | 2   | 0 | 0  | 0   | 0   | 3   |
| Filer         | 1-5   | 0-2  | 0-0  | 0-0   | 0   | 2  | 2   | 2 | 0  | 0   | 2   | 19  |
| Roper         | 3-10  | 0-3  | 2-4  | 0-1   | 1   | 0  | 8   | 1 | 1  | 0   | 0   | 25  |
| Sullivan      | 1-2   | 0-0  | 0-0  | 0-1   | 1   | 0  | 2   | 0 | 1  | 0   | 0   | 7   |
| Smith         | 0-1   | 0-0  | 0-0  | 1-1   | 2   | 0  | 0   | 0 | 0  | 0   | 0   | 6   |
| Nnoko         | 0-1   | 0-0  | 0-0  | 1-0   | 1   | 0  | 0   | 0 | 1  | 0   | 1   | 6   |
| TOTALS        | 16-52 | 1-17 | 8-12 | 14-19 | 33  | 10 | 41  | 4 | 19 | 3   | 5   | 200 |
|               | .308  | .059 | .667 |       |     |    |     |   |    |     |     |     |

**VIRGINIA (16-6, 6-3 ACC)**

| Player         | FG    | 3FG   | FT   | O-D  | Reb | PF | Pts | A  | TO | Blk | Stl | Min |
|----------------|-------|-------|------|------|-----|----|-----|----|----|-----|-----|-----|
| Mitchell (F)   | 7-11  | 0-0   | 2-2  | 2-4  | 6   | 1  | 16  | 0  | 1  | 1   | 4   | 31  |
| Evans (G)      | 1-4   | 0-0   | 0-0  | 0-1  | 1   | 2  | 2   | 8  | 0  | 0   | 1   | 29  |
| Jespersion (G) | 2-8   | 1-7   | 0-0  | 0-2  | 2   | 1  | 5   | 1  | 2  | 2   | 1   | 26  |
| Harris (G)     | 7-10  | 2-4   | 5-6  | 1-3  | 4   | 2  | 21  | 2  | 1  | 0   | 1   | 27  |
| Anderson (F)   | 6-9   | 1-4   | 1-2  | 0-1  | 1   | 1  | 14  | 2  | 1  | 1   | 3   | 24  |
| Browman        | 0-0   | 0-0   | 0-2  | 0-0  | 0   | 1  | 0   | 0  | 0  | 0   | 0   | 6   |
| Barnette       | 3-4   | 3-4   | 0-0  | 0-1  | 1   | 1  | 9   | 1  | 0  | 0   | 0   | 15  |
| Jones          | 1-3   | 0-1   | 0-0  | 0-0  | 0   | 3  | 2   | 0  | 0  | 0   | 1   | 11  |
| Nolte          | 3-4   | 3-4   | 0-0  | 0-5  | 5   | 5  | 9   | 2  | 0  | 2   | 1   | 22  |
| Kirven         | 0-1   | 0-0   | 0-0  | 0-2  | 2   | 0  | 0   | 0  | 1  | 0   | 0   | 5   |
| Rogers         | 0-0   | 0-0   | 0-0  | 0-2  | 2   | 0  | 0   | 1  | 0  | 0   | 0   | 4   |
| TOTALS         | 30-54 | 10-24 | 8-12 | 5-24 | 29  | 17 | 78  | 17 | 6  | 6   | 12  | 200 |
|                | .556  | .417  | .667 |      |     |    |     |    |    |     |     |     |

|                 |    |    |    |             |  |
|-----------------|----|----|----|-------------|--|
| <b>CLEMSON</b>  | 10 | 31 | 41 | Officials:  | Jamie Luckie, Doug Simons, John Cahill |
| <b>VIRGINIA</b> | 38 | 40 | 78 | Technical:  | None                                   |
|                 |    |    |    | Attendance: | 9,942                                  |

**VIRGINIA TECH**      **55**      February 12, 2013  
**VIRGINIA**      **73**      John Paul Jones Arena • Charlottesville, Va.

**VIRGINIA TECH (11-13, 2-9 ACC)**

| Player        | FG    | 3FG  | FT    | O-D   | Reb | PF | Pts | A | TO | Blk | Stl | Min |
|---------------|-------|------|-------|-------|-----|----|-----|---|----|-----|-----|-----|
| Raines (F)    | 3-7   | 0-0  | 0-2   | 7-1   | 8   | 2  | 6   | 1 | 1  | 1   | 0   | 26  |
| Barksdale (F) | 1-2   | 0-0  | 0-0   | 0-4   | 4   | 2  | 2   | 0 | 2  | 0   | 1   | 16  |
| Brown (G)     | 1-5   | 0-3  | 0-1   | 1-0   | 1   | 3  | 2   | 1 | 0  | 0   | 0   | 18  |
| Green (G)     | 4-17  | 3-8  | 11-13 | 0-5   | 5   | 0  | 22  | 2 | 0  | 0   | 1   | 34  |
| Johnston (G)  | 1-2   | 1-2  | 0-1   | 0-1   | 1   | 0  | 3   | 1 | 0  | 0   | 1   | 28  |
| Zegeren       | 0-0   | 0-0  | 0-0   | 1-3   | 4   | 4  | 0   | 0 | 1  | 1   | 0   | 14  |
| Patrick       | 2-2   | 0-0  | 0-0   | 0-1   | 1   | 0  | 4   | 0 | 0  | 0   | 0   | 2   |
| Rankin        | 2-4   | 1-3  | 0-2   | 0-0   | 0   | 1  | 5   | 1 | 1  | 0   | 0   | 20  |
| Donlon        | 0-1   | 0-0  | 0-0   | 0-0   | 0   | 0  | 0   | 0 | 0  | 0   | 0   | 2   |
| Beyer         | 0-0   | 0-0  | 0-0   | 0-0   | 0   | 0  | 0   | 0 | 0  | 0   | 0   | 2   |
| Racer         | 0-0   | 0-0  | 0-0   | 0-0   | 0   | 0  | 0   | 0 | 0  | 0   | 0   | 2   |
| Eddie         | 1-7   | 1-5  | 0-0   | 1-2   | 3   | 0  | 3   | 0 | 2  | 0   | 0   | 14  |
| Wood          | 3-5   | 2-4  | 0-0   | 0-5   | 5   | 3  | 8   | 1 | 1  | 0   | 0   | 22  |
| TOTALS        | 18-52 | 8-25 | 11-19 | 11-22 | 33  | 15 | 55  | 7 | 9  | 2   | 3   | 200 |
|               | .346  | .320 | .579  |       |     |    |     |   |    |     |     |     |

**VIRGINIA (18-6, 8-3 ACC)**

| Player         | FG    | 3FG  | FT    | O-D  | Reb | PF | Pts | A  | TO | Blk | Stl | Min |
|----------------|-------|------|-------|------|-----|----|-----|----|----|-----|-----|-----|
| Mitchell (F)   | 6-12  | 0-0  | 5-8   | 2-6  | 8   | 0  | 17  | 3  | 0  | 0   | 2   | 34  |
| Evans (G)      | 4-7   | 0-1  | 0-0   | 1-6  | 7   | 3  | 8   | 6  | 1  | 0   | 0   | 30  |
| Jespersion (G) | 3-5   | 2-3  | 0-0   | 0-2  | 2   | 2  | 8   | 1  | 0  | 2   | 0   | 22  |
| Harris (G)     | 7-12  | 5-7  | 7-7   | 0-4  | 4   | 2  | 26  | 1  | 1  | 1   | 0   | 32  |
| Anderson (F)   | 0-4   | 0-1  | 4-4   | 0-3  | 3   | 3  | 4   | 1  | 2  | 0   | 0   | 28  |
| Browman        | 0-0   | 0-0  | 0-0   | 0-1  | 1   | 0  | 0   | 0  | 0  | 0   | 0   | 2   |
| Barnette       | 0-1   | 0-1  | 0-0   | 0-1  | 1   | 0  | 0   | 0  | 0  | 0   | 0   | 11  |
| Jones          | 1-3   | 1-3  | 2-2   | 0-0  | 0   | 2  | 5   | 2  | 0  | 0   | 0   | 9   |
| Nolte          | 1-3   | 1-3  | 2-2   | 1-3  | 4   | 1  | 5   | 0  | 0  | 0   | 0   | 26  |
| Kirven         | 0-0   | 0-0  | 0-0   | 0-0  | 0   | 0  | 0   | 0  | 0  | 0   | 0   | 2   |
| Rogers         | 0-2   | 0-0  | 0-0   | 0-0  | 0   | 0  | 0   | 0  | 0  | 0   | 0   | 2   |
| Atkins         | 0-1   | 0-0  | 0-0   | 1-0  | 1   | 0  | 0   | 0  | 1  | 0   | 0   | 2   |
| TOTALS         | 22-50 | 9-19 | 20-23 | 6-27 | 33  | 13 | 73  | 14 | 6  | 3   | 2   | 200 |
|                | .440  | .474 | .870  |      |     |    |     |    |    |     |     |     |

|                      |    |    |    |             |                                      |
|----------------------|----|----|----|-------------|--------------------------------------|
| <b>VIRGINIA TECH</b> | 23 | 32 | 55 | Officials:  | Jamie Luckie, Sean Hull, John Cahill |
| <b>VIRGINIA</b>      | 36 | 37 | 73 | Technical:  | None                                 |
|                      |    |    |    | Attendance: | 11,764                               |



**VIRGINIA 81** February 16, 2013  
**NO. CAROLINA 93** Dean Smith Center • Chapel Hill, N.C.

**VIRGINIA (18-7, 8-4 ACC)**

| Player         | FG           | 3FG          | FT          | O-D         | Reb       | PF        | Pts       | A         | TO        | Blk      | Stl      | Min        |
|----------------|--------------|--------------|-------------|-------------|-----------|-----------|-----------|-----------|-----------|----------|----------|------------|
| Mitchell (F)   | 3-7          | 0-0          | 3-4         | 0-9         | 9         | 4         | 9         | 0         | 2         | 0        | 0        | 29         |
| Jespersion (G) | 3-5          | 3-5          | 0-0         | 0-2         | 2         | 4         | 9         | 0         | 1         | 0        | 2        | 26         |
| Harris (G)     | 10-13        | 4-6          | 3-3         | 0-2         | 2         | 4         | 27        | 1         | 3         | 1        | 2        | 33         |
| Anderson (G)   | 4-9          | 0-1          | 0-2         | 0-2         | 2         | 1         | 8         | 5         | 1         | 1        | 0        | 32         |
| Evans (G)      | 5-7          | 1-2          | 1-2         | 0-1         | 1         | 3         | 12        | 5         | 6         | 0        | 2        | 33         |
| Nolte          | 2-5          | 2-5          | 0-0         | 0-2         | 2         | 3         | 6         | 0         | 0         | 0        | 1        | 26         |
| Barnette       | 1-1          | 1-1          | 0-0         | 0-0         | 0         | 1         | 3         | 0         | 0         | 0        | 0        | 4          |
| Jones          | 1-2          | 1-2          | 0-0         | 0-0         | 0         | 1         | 3         | 1         | 1         | 0        | 0        | 8          |
| Atkins         | 2-4          | 0-0          | 0-0         | 2-1         | 3         | 0         | 4         | 0         | 0         | 0        | 0        | 8          |
| Browman        | 0-0          | 0-0          | 0-0         | 0-0         | 0         | 0         | 0         | 0         | 0         | 0        | 0        | 1          |
| <b>TOTALS</b>  | <b>31-53</b> | <b>12-21</b> | <b>7-11</b> | <b>3-21</b> | <b>24</b> | <b>21</b> | <b>81</b> | <b>12</b> | <b>14</b> | <b>2</b> | <b>7</b> | <b>200</b> |
|                | <b>.585</b>  | <b>.571</b>  | <b>.636</b> |             |           |           |           |           |           |          |          |            |

**NORTH CAROLINA (17-8, 7-5 ACC)**

| Player         | FG           | 3FG          | FT           | O-D          | Reb       | PF        | Pts       | A         | TO       | Blk      | Stl       | Min        |
|----------------|--------------|--------------|--------------|--------------|-----------|-----------|-----------|-----------|----------|----------|-----------|------------|
| Bullock (F)    | 3-8          | 3-7          | 2-4          | 2-1          | 3         | 2         | 11        | 4         | 1        | 1        | 4         | 36         |
| McAdoo (F)     | 4-10         | 0-0          | 1-4          | 2-8          | 10        | 3         | 9         | 1         | 3        | 1        | 1         | 30         |
| Hairston (G)   | 8-14         | 6-12         | 7-8          | 2-5          | 7         | 3         | 29        | 0         | 0        | 0        | 1         | 29         |
| Strickland (G) | 3-5          | 0-0          | 6-8          | 0-1          | 1         | 1         | 12        | 6         | 1        | 0        | 1         | 30         |
| Paige (G)      | 4-9          | 3-5          | 6-6          | 1-3          | 4         | 0         | 17        | 3         | 2        | 0        | 2         | 30         |
| Johnson        | 3-4          | 0-0          | 0-0          | 1-3          | 4         | 1         | 6         | 0         | 0        | 0        | 1         | 11         |
| McDonald       | 3-7          | 1-4          | 0-0          | 1-0          | 1         | 0         | 7         | 2         | 0        | 0        | 0         | 18         |
| Tokoto         | 0-0          | 0-0          | 0-0          | 0-0          | 0         | 0         | 0         | 1         | 0        | 0        | 0         | 3          |
| Hubert         | 0-0          | 0-0          | 0-0          | 0-0          | 0         | 0         | 0         | 0         | 0        | 0        | 1         | 1          |
| Simmons        | 0-0          | 0-0          | 0-0          | 1-0          | 1         | 1         | 0         | 0         | 0        | 0        | 0         | 8          |
| Moody          | 0-0          | 0-0          | 0-0          | 1-0          | 1         | 0         | 1         | 1         | 0        | 0        | 0         | 1          |
| Tanner         | 1-1          | 0-0          | 0-0          | 0-0          | 0         | 0         | 2         | 0         | 0        | 0        | 0         | 1          |
| Manor          | 0-1          | 0-0          | 0-0          | 0-0          | 0         | 0         | 0         | 0         | 0        | 0        | 0         | 1          |
| Robinson       | 0-0          | 0-0          | 0-0          | 0-0          | 0         | 0         | 0         | 0         | 0        | 0        | 0         | 1          |
| <b>TOTALS</b>  | <b>29-59</b> | <b>13-28</b> | <b>22-30</b> | <b>11-22</b> | <b>33</b> | <b>11</b> | <b>93</b> | <b>18</b> | <b>7</b> | <b>2</b> | <b>11</b> | <b>200</b> |
|                | <b>.492</b>  | <b>.464</b>  | <b>.733</b>  |              |           |           |           |           |          |          |           |            |

|                       |    |    |    |             |                                    |
|-----------------------|----|----|----|-------------|------------------------------------|
| <b>VIRGINIA</b>       | 40 | 41 | 81 | Officials:  | Les Jones, Tim Kelly, Jerry Heater |
| <b>NORTH CAROLINA</b> | 40 | 53 | 93 | Technical:  | None                               |
|                       |    |    |    | Attendance: | 20,616                             |

**GEORGIA TECH 54** February 24, 2013  
**VIRGINIA 82** John Paul Jones Arena • Charlottesville, Va.

**GEORGIA TECH (14-12, 4-10 ACC)**

| Player           | FG           | 3FG         | FT          | O-D          | Reb       | PF        | Pts       | A        | TO        | Blk      | Stl      | Min        |
|------------------|--------------|-------------|-------------|--------------|-----------|-----------|-----------|----------|-----------|----------|----------|------------|
| Carter, Jr. (F)  | 4-10         | 1-4         | 0-0         | 0-5          | 5         | 2         | 9         | 0        | 3         | 1        | 1        | 28         |
| Miller (C)       | 4-9          | 0-0         | 3-4         | 7-4          | 11        | 2         | 11        | 1        | 2         | 0        | 0        | 26         |
| Udofia (G)       | 1-5          | 1-3         | 1-2         | 0-3          | 3         | 4         | 4         | 2        | 1         | 0        | 1        | 27         |
| Georges-Hunt (G) | 5-12         | 2-5         | 0-0         | 1-0          | 1         | 0         | 12        | 3        | 1         | 0        | 0        | 31         |
| Bolden (G)       | 2-3          | 1-2         | 0-0         | 0-0          | 0         | 0         | 5         | 1        | 2         | 0        | 0        | 32         |
| Royal            | 1-2          | 0-0         | 0-0         | 0-1          | 1         | 0         | 2         | 0        | 0         | 0        | 0        | 4          |
| Jordan           | 0-0          | 0-0         | 0-0         | 0-0          | 0         | 1         | 0         | 0        | 0         | 0        | 0        | 6          |
| Poole, Jr.       | 0-1          | 0-0         | 0-0         | 0-0          | 0         | 1         | 0         | 0        | 1         | 0        | 0        | 7          |
| Morris           | 0-0          | 0-0         | 0-0         | 0-0          | 0         | 0         | 0         | 0        | 1         | 0        | 1        | 2          |
| Reed             | 0-1          | 0-1         | 0-0         | 0-1          | 1         | 1         | 0         | 0        | 2         | 0        | 0        | 8          |
| Holsey           | 4-4          | 0-0         | 0-2         | 1-1          | 2         | 4         | 8         | 0        | 3         | 0        | 0        | 20         |
| <b>TOTALS</b>    | <b>22-50</b> | <b>6-17</b> | <b>4-8</b>  | <b>10-16</b> | <b>26</b> | <b>16</b> | <b>54</b> | <b>8</b> | <b>17</b> | <b>1</b> | <b>3</b> | <b>200</b> |
|                  | <b>.440</b>  | <b>.353</b> | <b>.500</b> |              |           |           |           |          |           |          |          |            |

**VIRGINIA (19-8, 9-5 ACC)**

| Player         | FG           | 3FG         | FT           | O-D          | Reb       | PF       | Pts       | A         | TO       | Blk      | Stl      | Min        |
|----------------|--------------|-------------|--------------|--------------|-----------|----------|-----------|-----------|----------|----------|----------|------------|
| Anderson (F)   | 4-9          | 1-2         | 2-2          | 0-2          | 2         | 0        | 11        | 4         | 3        | 1        | 2        | 22         |
| Mitchell (F)   | 8-9          | 0-0         | 2-2          | 3-5          | 8         | 1        | 18        | 1         | 0        | 0        | 1        | 30         |
| Evans (G)      | 5-7          | 0-0         | 0-0          | 2-1          | 3         | 1        | 10        | 8         | 0        | 0        | 0        | 28         |
| Jespersion (G) | 2-6          | 1-4         | 1-2          | 0-4          | 4         | 0        | 6         | 0         | 0        | 1        | 1        | 23         |
| Harris (G)     | 4-10         | 0-5         | 7-8          | 1-2          | 3         | 1        | 15        | 1         | 1        | 0        | 0        | 31         |
| Browman        | 0-0          | 0-0         | 0-0          | 0-1          | 1         | 0        | 0         | 0         | 0        | 0        | 0        | 3          |
| Barnette       | 3-4          | 3-4         | 0-0          | 0-0          | 0         | 1        | 9         | 1         | 0        | 0        | 0        | 14         |
| Jones          | 2-3          | 0-0         | 0-0          | 0-1          | 1         | 0        | 4         | 0         | 0        | 0        | 0        | 12         |
| Tobey          | 3-7          | 1-1         | 0-0          | 3-1          | 4         | 2        | 7         | 0         | 0        | 0        | 0        | 15         |
| Nolte          | 1-3          | 0-2         | 0-0          | 0-1          | 1         | 2        | 2         | 0         | 0        | 1        | 1        | 20         |
| Rogers         | 0-1          | 0-1         | 0-0          | 0-0          | 0         | 0        | 0         | 0         | 1        | 0        | 0        | 2          |
| <b>TOTALS</b>  | <b>32-59</b> | <b>6-19</b> | <b>12-14</b> | <b>10-19</b> | <b>29</b> | <b>8</b> | <b>82</b> | <b>15</b> | <b>5</b> | <b>3</b> | <b>5</b> | <b>200</b> |
|                | <b>.542</b>  | <b>.316</b> | <b>.857</b>  |              |           |          |           |           |          |          |          |            |

|                     |    |    |    |             |                                       |
|---------------------|----|----|----|-------------|---------------------------------------|
| <b>GEORGIA TECH</b> | 29 | 25 | 54 | Officials:  | Doug Sirmons, Sean Hull, Gary Maxwell |
| <b>VIRGINIA</b>     | 41 | 41 | 82 | Technical:  | Georgia Tech-Udofia                   |
|                     |    |    |    | Attendance: | 12,232                                |

**VIRGINIA 50** February 19, 2013  
**NO. 2 MIAMI 54** BankUnited Center • Miami, Fla.

**VIRGINIA (18-8, 8-5 ACC)**

| Player         | FG           | 3FG         | FT          | O-D         | Reb       | PF        | Pts       | A         | TO       | Blk      | Stl      | Min        |
|----------------|--------------|-------------|-------------|-------------|-----------|-----------|-----------|-----------|----------|----------|----------|------------|
| Mitchell (F)   | 3-10         | 0-0         | 0-0         | 4-4         | 8         | 3         | 6         | 1         | 2        | 0        | 1        | 29         |
| Evans (G)      | 1-5          | 0-0         | 3-4         | 0-4         | 4         | 1         | 5         | 7         | 1        | 0        | 1        | 35         |
| Jespersion (G) | 3-6          | 2-4         | 0-0         | 0-4         | 4         | 4         | 8         | 0         | 2        | 0        | 1        | 34         |
| Harris (G)     | 7-16         | 1-5         | 1-2         | 1-6         | 7         | 2         | 16        | 2         | 1        | 0        | 1        | 36         |
| Anderson (G)   | 3-8          | 1-2         | 0-0         | 1-0         | 1         | 3         | 7         | 1         | 1        | 3        | 0        | 28         |
| Jones          | 0-1          | 0-0         | 0-0         | 0-1         | 1         | 0         | 0         | 0         | 0        | 0        | 0        | 5          |
| Nolte          | 2-5          | 1-4         | 1-2         | 0-1         | 1         | 3         | 6         | 1         | 0        | 1        | 2        | 22         |
| Atkins         | 1-1          | 0-0         | 0-0         | 0-1         | 1         | 1         | 2         | 0         | 0        | 0        | 0        | 11         |
| <b>TOTALS</b>  | <b>20-52</b> | <b>5-15</b> | <b>5-8</b>  | <b>8-24</b> | <b>32</b> | <b>17</b> | <b>50</b> | <b>12</b> | <b>7</b> | <b>4</b> | <b>6</b> | <b>200</b> |
|                | <b>.385</b>  | <b>.333</b> | <b>.625</b> |             |           |           |           |           |          |          |          |            |

**MIAMI (22-3, 13-0 ACC)**

| Player         | FG           | 3FG          | FT           | O-D          | Reb       | PF        | Pts       | A         | TO       | Blk      | Stl       | Min        |
|----------------|--------------|--------------|--------------|--------------|-----------|-----------|-----------|-----------|----------|----------|-----------|------------|
| Kadji (F)      | 3-8          | 0-1          | 1-3          | 1-5          | 6         | 3         | 7         | 2         | 1        | 2        | 0         | 35         |
| Gamble (F)     | 4-7          | 0-0          | 0-2          | 2-5          | 7         | 1         | 8         | 0         | 1        | 4        | 0         | 20         |
| Larkin (G)     | 4-7          | 0-1          | 3-4          | 0-3          | 3         | 2         | 11        | 6         | 1        | 0        | 0         | 34         |
| Scott (G)      | 2-6          | 0-1          | 2-2          | 0-0          | 0         | 1         | 6         | 1         | 1        | 0        | 3         | 37         |
| Mck. Jones (G) | 1-3          | 0-2          | 0-0          | 0-4          | 4         | 0         | 2         | 2         | 1        | 0        | 1         | 25         |
| Brown          | 3-7          | 1-2          | 3-3          | 1-3          | 4         | 0         | 10        | 0         | 1        | 0        | 0         | 25         |
| Jekiri         | 1-2          | 0-0          | 0-0          | 0-0          | 0         | 0         | 2         | 0         | 0        | 0        | 0         | 5          |
| Johnson        | 4-7          | 0-0          | 0-2          | 1-6          | 7         | 3         | 8         | 0         | 2        | 1        | 0         | 19         |
| <b>TOTALS</b>  | <b>29-59</b> | <b>13-28</b> | <b>22-30</b> | <b>11-22</b> | <b>33</b> | <b>11</b> | <b>93</b> | <b>18</b> | <b>7</b> | <b>2</b> | <b>11</b> | <b>200</b> |
|                | <b>.492</b>  | <b>.464</b>  | <b>.733</b>  |              |           |           |           |           |          |          |           |            |

|                   |    |    |    |             |                                       |
|-------------------|----|----|----|-------------|---------------------------------------|
| <b>VIRGINIA</b>   | 22 | 28 | 50 | Officials:  | Ray Natili, Doug Sirmons, Ray Stayons |
| <b>#2/2 MIAMI</b> | 24 | 30 | 54 | Technical:  | None                                  |
|                   |    |    |    | Attendance: | 7,972                                 |

**NO. 3 DUKE 68** February 28, 2013  
**VIRGINIA 73** John Paul Jones Arena • Charlottesville, Va.

**DUKE (24-4, 11-4)**

| Player        | FG           | 3FG         | FT           | O-D         | Reb       | PF        | Pts       | A        | TO       | Blk      | Stl      | Min        |
|---------------|--------------|-------------|--------------|-------------|-----------|-----------|-----------|----------|----------|----------|----------|------------|
| Plumlee (F)   | 2-5          | 0-0         | 6-6          | 0-7         | 7         | 3         | 10        | 1        | 3        | 1        | 1        | 40         |
| Hairston (F)  | 0-0          | 0-0         | 0-0          | 0-0         | 0         | 4         | 0         | 0        | 1        | 0        | 0        | 15         |
| Cook (G)      | 8-17         | 4-9         | 2-2          | 1-1         | 2         | 1         | 22        | 2        | 1        | 0        | 0        | 34         |
| Sulaimon (G)  | 2-10         | 0-5         | 0-0          | 0-4         | 4         | 4         | 4         | 2        | 3        | 0        | 0        | 36         |
| Curry (G)     | 7-14         | 4-8         | 10-12        | 0-3         | 3         | 2         | 28        | 1        | 0        | 0        | 1        | 35         |
| Thornton      | 0-4          | 0-3         | 0-0          | 1-2         | 3         | 5         | 0         | 2        | 1        | 0        | 2        | 18         |
| Murphy        | 1-1          | 0-0         | 0-0          | 0-0         | 0         | 0         | 2         | 0        | 0        | 0        | 0        | 9          |
| Jefferson     | 1-2          | 0-0         | 0-0          | 0-2         | 2         | 4         | 2         | 0        | 0        | 0        | 0        | 13         |
| <b>TOTALS</b> | <b>21-53</b> | <b>8-25</b> | <b>18-20</b> | <b>2-22</b> | <b>25</b> | <b>23</b> | <b>68</b> | <b>8</b> | <b>9</b> | <b>1</b> | <b>4</b> | <b>200</b> |
|               | <b>.396</b>  | <b>.320</b> | <b>.900</b>  |             |           |           |           |          |          |          |          |            |

**VIRGINIA (20-8, 10-5 ACC)**

| Player       | FG  | 3FG | FT  | O-D | Reb | PF | Pts | A | TO | Blk | Stl | Min |
|--------------|-----|-----|-----|-----|-----|----|-----|---|----|-----|-----|-----|
| Anderson (F) | 1-2 | 0-0 | 0-0 | 1-4 | 5   | 3  | 2   | 2 | 0  | 2   | 1   | 30  |
| Mitchell (F) | 5-1 |     |     |     |     |    |     |   |    |     |     |     |

**VIRGINIA 52** March 3, 2013  
**BOSTON COLLEGE 53** Conte Forum • Chestnut Hill, Mass.

**VIRGINIA (20-9, 10-6 ACC)**

| Player         | FG           | 3FG         | FT          | O-D         | Reb       | PF        | Pts       | A         | TO        | Blk      | Stl      | Min        |
|----------------|--------------|-------------|-------------|-------------|-----------|-----------|-----------|-----------|-----------|----------|----------|------------|
| Mitchell (F)   | 8-11         | 0-0         | 0-0         | 1-7         | 8         | 3         | 16        | 1         | 2         | 0        | 2        | 35         |
| Evans (G)      | 2-7          | 0-0         | 0-0         | 2-2         | 4         | 2         | 4         | 4         | 2         | 0        | 0        | 35         |
| Jespersion (G) | 3-6          | 3-5         | 0-0         | 0-1         | 1         | 0         | 9         | 1         | 1         | 0        | 0        | 28         |
| Harris (G)     | 4-11         | 2-4         | 4-5         | 0-3         | 3         | 1         | 14        | 3         | 3         | 0        | 1        | 36         |
| Anderson (G)   | 1-5          | 0-2         | 1-2         | 1-4         | 5         | 3         | 3         | 1         | 1         | 0        | 0        | 32         |
| Barnette       | 1-2          | 1-1         | 0-0         | 0-0         | 0         | 0         | 3         | 0         | 0         | 0        | 0        | 4          |
| Jones          | 0-0          | 0-0         | 0-0         | 0-1         | 1         | 2         | 0         | 1         | 2         | 0        | 0        | 5          |
| Tobey          | 0-1          | 0-0         | 0-0         | 0-0         | 0         | 2         | 0         | 0         | 0         | 0        | 0        | 4          |
| Nolte          | 1-4          | 1-3         | 0-0         | 0-1         | 2         | 2         | 3         | 1         | 0         | 0        | 0        | 21         |
| <b>TOTALS</b>  | <b>20-47</b> | <b>7-15</b> | <b>5-7</b>  | <b>5-20</b> | <b>25</b> | <b>15</b> | <b>52</b> | <b>12</b> | <b>10</b> | <b>0</b> | <b>3</b> | <b>200</b> |
|                | <i>.426</i>  | <i>.467</i> | <i>.714</i> |             |           |           |           |           |           |          |          |            |

**BOSTON COLLEGE (13-16, 5-11 ACC)**

| Player        | FG           | 3FG         | FT          | O-D         | Reb       | PF        | Pts       | A         | TO        | Blk      | Stl      | Min        |
|---------------|--------------|-------------|-------------|-------------|-----------|-----------|-----------|-----------|-----------|----------|----------|------------|
| Odio (F)      | 4-7          | 0-2         | 0-0         | 0-4         | 4         | 2         | 8         | 2         | 1         | 1        | 0        | 40         |
| Anderson (F)  | 2-5          | 0-0         | 4-4         | 3-6         | 9         | 2         | 8         | 3         | 3         | 0        | 0        | 27         |
| Hanlan (G)    | 5-9          | 1-2         | 2-2         | 0-5         | 5         | 2         | 13        | 1         | 1         | 0        | 0        | 36         |
| Rahon (G)     | 5-9          | 3-5         | 2-3         | 0-1         | 1         | 0         | 15        | 0         | 0         | 0        | 1        | 40         |
| Heckmann (G)  | 3-7          | 3-6         | 0-0         | 0-3         | 3         | 3         | 9         | 1         | 2         | 0        | 1        | 21         |
| Jackson       | 0-3          | 0-3         | 0-0         | 0-1         | 1         | 2         | 0         | 1         | 3         | 0        | 0        | 20         |
| Clifford      | 0-1          | 0-0         | 0-2         | 1-1         | 2         | 1         | 0         | 2         | 0         | 1        | 0        | 13         |
| Rubin         | 0-0          | 0-0         | 0-0         | 0-1         | 1         | 0         | 0         | 1         | 0         | 0        | 0        | 3          |
| <b>TOTALS</b> | <b>19-41</b> | <b>7-18</b> | <b>8-11</b> | <b>4-22</b> | <b>26</b> | <b>12</b> | <b>53</b> | <b>11</b> | <b>10</b> | <b>2</b> | <b>2</b> | <b>200</b> |
|               | <i>.463</i>  | <i>.389</i> | <i>.727</i> |             |           |           |           |           |           |          |          |            |

|                       |    |    |    |             |                                  |
|-----------------------|----|----|----|-------------|----------------------------------|
| <b>VIRGINIA</b>       | 25 | 27 | 52 | Officials:  | Les Jones, Tim Kelly, Tim Nestor |
| <b>BOSTON COLLEGE</b> | 24 | 29 | 53 | Technical:  | None                             |
|                       |    |    |    | Attendance: | 5,062                            |

**VIRGINIA 51** March 7, 2013  
**FLORIDA STATE 53** Donald L. Tucker Center • Tallahassee, Fla.

**VIRGINIA (20-10, 10-7 ACC)**

| Player         | FG           | 3FG         | FT           | O-D          | Reb       | PF        | Pts       | A        | TO       | Blk      | Stl      | Min        |
|----------------|--------------|-------------|--------------|--------------|-----------|-----------|-----------|----------|----------|----------|----------|------------|
| Mitchell (F)   | 6-10         | 0-0         | 3-3          | 6-6          | 12        | 2         | 15        | 3        | 2        | 1        | 0        | 34         |
| Evans (G)      | 1-8          | 0-0         | 0-0          | 0-1          | 1         | 0         | 2         | 2        | 1        | 0        | 0        | 32         |
| Jespersion (G) | 2-7          | 1-5         | 0-0          | 0-3          | 3         | 2         | 5         | 0        | 2        | 0        | 0        | 32         |
| Harris (G)     | 5-15         | 1-6         | 2-2          | 0-1          | 1         | 3         | 13        | 1        | 1        | 0        | 2        | 38         |
| Anderson (G)   | 2-3          | 0-1         | 0-0          | 0-2          | 2         | 0         | 4         | 1        | 0        | 0        | 1        | 22         |
| Barnette       | 0-1          | 0-1         | 0-0          | 0-0          | 0         | 1         | 0         | 0        | 0        | 0        | 0        | 4          |
| Jones          | 0-2          | 0-0         | 0-0          | 0-0          | 0         | 2         | 0         | 0        | 1        | 0        | 0        | 5          |
| Tobey          | 6-9          | 0-0         | 0-0          | 5-2          | 7         | 3         | 12        | 0        | 0        | 1        | 0        | 17         |
| Nolte          | 0-2          | 0-1         | 0-0          | 2-0          | 2         | 0         | 0         | 0        | 0        | 0        | 0        | 10         |
| Atkins         | 0-0          | 0-0         | 0-0          | 0-1          | 1         | 0         | 0         | 0        | 0        | 0        | 0        | 6          |
| <b>TOTALS</b>  | <b>22-57</b> | <b>2-14</b> | <b>5-5</b>   | <b>15-18</b> | <b>33</b> | <b>13</b> | <b>51</b> | <b>7</b> | <b>7</b> | <b>2</b> | <b>3</b> | <b>200</b> |
|                | <i>.386</i>  | <i>.143</i> | <i>1.000</i> |              |           |           |           |          |          |          |          |            |

**FLORIDA STATE (15-15, 8-9 ACC)**

| Player        | FG           | 3FG         | FT          | O-D         | Reb       | PF        | Pts       | A         | TO        | Blk      | Stl      | Min        |
|---------------|--------------|-------------|-------------|-------------|-----------|-----------|-----------|-----------|-----------|----------|----------|------------|
| White (F)     | 6-9          | 1-2         | 4-4         | 2-4         | 6         | 1         | 17        | 2         | 2         | 2        | 2        | 38         |
| Ojo (C)       | 0-0          | 0-0         | 0-0         | 0-1         | 1         | 0         | 0         | 0         | 0         | 0        | 0        | 4          |
| Bookert (G)   | 3-5          | 2-2         | 1-1         | 0-4         | 4         | 0         | 9         | 3         | 0         | 0        | 0        | 32         |
| Snaer (G)     | 6-14         | 1-2         | 1-1         | 0-3         | 3         | 1         | 14        | 2         | 1         | 1        | 0        | 39         |
| Thomas (G)    | 0-1          | 0-1         | 0-0         | 0-1         | 1         | 0         | 0         | 1         | 2         | 1        | 1        | 13         |
| Brandon       | 0-3          | 0-0         | 0-0         | 0-0         | 0         | 2         | 0         | 1         | 0         | 0        | 0        | 27         |
| Turpin        | 5-8          | 0-0         | 1-2         | 0-0         | 0         | 4         | 11        | 0         | 3         | 1        | 0        | 25         |
| Gilchrist     | 0-0          | 0-0         | 0-0         | 0-0         | 0         | 0         | 0         | 0         | 1         | 0        | 0        | 2          |
| Bojanovsky    | 1-2          | 0-0         | 0-0         | 1-3         | 4         | 1         | 2         | 0         | 1         | 1        | 0        | 12         |
| Miller        | 0-2          | 0-2         | 0-0         | 0-1         | 1         | 1         | 0         | 1         | 2         | 0        | 1        | 8          |
| <b>TOTALS</b> | <b>21-44</b> | <b>4-9</b>  | <b>7-8</b>  | <b>5-20</b> | <b>25</b> | <b>10</b> | <b>53</b> | <b>10</b> | <b>12</b> | <b>6</b> | <b>4</b> | <b>200</b> |
|               | <i>.477</i>  | <i>.444</i> | <i>.875</i> |             |           |           |           |           |           |          |          |            |

|                      |    |    |    |             |   |
|----------------------|----|----|----|-------------|---|
| <b>VIRGINIA</b>      | 23 | 28 | 51 | Officials:  | Doug Simmons, Ted Valentine, Raymond Styons |
| <b>FLORIDA STATE</b> | 26 | 27 | 53 | Technical:  | None  |
|                      |    |    |    | Attendance: | 5,062                                       |

**MARYLAND 58** March 10, 2013  
**VIRGINIA 61 (OT)** John Paul Jones Arena • Charlottesville, Va.

**MARYLAND (20-11, 8-10 ACC)**

| Player        | FG           | 3FG         | FT           | O-D          | Reb       | PF        | Pts       | A         | TO        | Blk      | Stl      | Min        |
|---------------|--------------|-------------|--------------|--------------|-----------|-----------|-----------|-----------|-----------|----------|----------|------------|
| Layman (F)    | 3-7          | 1-3         | 1-2          | 1-1          | 2         | 4         | 8         | 1         | 1         | 0        | 2        | 19         |
| Wells (F)     | 5-18         | 0-4         | 2-2          | 2-10         | 12        | 2         | 12        | 1         | 3         | 1        | 0        | 40         |
| Len (C)       | 2-9          | 0-1         | 6-8          | 2-5          | 7         | 3         | 10        | 2         | 3         | 2        | 0        | 36         |
| Faust (G)     | 5-9          | 3-5         | 2-2          | 0-1          | 1         | 1         | 15        | 1         | 1         | 0        | 2        | 38         |
| Howard (G)    | 0-1          | 0-0         | 0-0          | 0-1          | 1         | 3         | 0         | 2         | 1         | 0        | 0        | 25         |
| Mitchell      | 1-2          | 0-0         | 1-3          | 3-5          | 8         | 4         | 3         | 1         | 2         | 0        | 0        | 16         |
| Aronhalt      | 1-4          | 1-4         | 0-0          | 0-2          | 2         | 1         | 3         | 0         | 0         | 0        | 0        | 12         |
| Allen         | 1-5          | 1-3         | 0-0          | 0-4          | 4         | 1         | 3         | 1         | 0         | 0        | 0        | 23         |
| Padgett       | 2-6          | 0-0         | 0-0          | 0-3          | 3         | 2         | 4         | 1         | 1         | 0        | 0        | 16         |
| <b>TOTALS</b> | <b>20-61</b> | <b>6-20</b> | <b>12-17</b> | <b>12-32</b> | <b>44</b> | <b>21</b> | <b>58</b> | <b>10</b> | <b>12</b> | <b>3</b> | <b>4</b> | <b>225</b> |
|               | <i>.328</i>  | <i>.300</i> | <i>.706</i>  |              |           |           |           |           |           |          |          |            |

**VIRGINIA (21-10, 11-7 ACC)**

| Player         | FG           | 3FG         | FT           | O-D         | Reb       | PF        | Pts       | A        | TO       | Blk      | Stl      | Min        |
|----------------|--------------|-------------|--------------|-------------|-----------|-----------|-----------|----------|----------|----------|----------|------------|
| Mitchell (F)   | 7-16         | 0-1         | 3-5          | 2-8         | 10        | 4         | 17        | 1        | 1        | 0        | 0        | 39         |
| Evans (G)      | 1-4          | 0-0         | 1-2          | 0-4         | 4         | 1         | 3         | 3        | 3        | 0        | 1        | 40         |
| Jespersion (G) | 1-3          | 1-3         | 0-0          | 0-2         | 2         | 1         | 3         | 0        | 0        | 0        | 0        | 25         |
| Harris (G)     | 4-18         | 2-7         | 5-8          | 1-4         | 5         | 2         | 15        | 1        | 1        | 1        | 1        | 40         |
| Anderson (G)   | 3-5          | 1-3         | 1-2          | 1-5         | 6         | 2         | 8         | 3        | 1        | 5        | 1        | 37         |
| Browman        | 0-0          | 0-0         | 0-0          | 0-0         | 0         | 1         | 0         | 0        | 0        | 0        | 0        | 3          |
| Barnette       | 0-1          | 0-1         | 0-0          | 0-0         | 0         | 0         | 0         | 0        | 0        | 0        | 1        | 4          |
| Tobey          | 5-8          | 0-0         | 3-4          | 2-4         | 6         | 2         | 13        | 1        | 1        | 1        | 0        | 26         |
| Nolte          | 0-2          | 0-1         | 0-0          | 0-0         | 0         | 0         | 0         | 0        | 1        | 0        | 1        | 4          |
| Atkins         | 0-0          | 0-0         | 2-2          | 0-1         | 1         | 1         | 2         | 0        | 0        | 2        | 1        | 7          |
| <b>TOTALS</b>  | <b>21-57</b> | <b>4-16</b> | <b>15-23</b> | <b>7-33</b> | <b>40</b> | <b>14</b> | <b>61</b> | <b>9</b> | <b>8</b> | <b>8</b> | <b>6</b> | <b>225</b> |
|                | <i>.368</i>  | <i>.250</i> | <i>.652</i>  |             |           |           |           |          |          |          |          |            |

|                 |    |    |   |    |             |                                      |
|-----------------|----|----|---|----|-------------|--------------------------------------|
| <b>MARYLAND</b> | 32 | 22 | 4 | 58 | Officials:  | Mike Eades, Ray Natili, Jamie Luckie |
| <b>VIRGINIA</b> | 19 | 35 | 7 | 61 | Technical:  | Maryland-Howard                      |
|                 |    |    |   |    | Attendance: | 11,794                               |

**NC STATE 75** March 15, 2013 • ACC Quarterfinals  
**VIRGINIA 56** Greensboro Coliseum • Greensboro, N.C.

**NC STATE (24-9, 11-7 ACC)**

| Player        | FG           | 3FG         | FT           | O-D          | Reb       | PF        | Pts       | A         | TO        | Blk      | Stl      | Min        |
|---------------|--------------|-------------|--------------|--------------|-----------|-----------|-----------|-----------|-----------|----------|----------|------------|
| Wood (F)      | 7-12         | 7-12        | 2-2          | 0-4          | 4         | 2         | 23        | 0         | 0         | 0        | 2        | 35         |
| Warren (F)    | 9-11         | 0-0         | 0-0          | 1-2          | 3         | 3         | 18        | 2         | 1         | 0        | 3        | 33         |
| Howell (F)    | 3-7          | 0-0         | 0-1          | 3-9          | 12        | 2         | 6         | 2         | 2         | 0        | 0        | 30         |
| Leslie (F)    | 6-17         | 0-0         | 5-7          | 3-8          | 11        | 3         | 17        | 2         | 3         | 3        | 0        | 36         |
| Brown (G)     | 2-10         | 1-3         | 4-4          | 2-3          | 5         | 3         | 9         | 6         | 1         | 0        | 1        | 35         |
| Purvis        | 0-1          | 0-0         | 0-0          | 0-0          | 0         | 0         | 0         | 0         | 2         | 0        | 0        | 9          |
| T. Lewis      | 0-0          | 0-0         | 2-2          | 0-3          | 3         | 0         | 2         | 4         | 1         | 0        | 1        | 19         |
| Cannon        | 0-0          | 0-0         | 0-0          | 0-0          | 0         | 0         | 0         | 0         | 0         | 0        | 0        | 1          |
| J. Lewis      | 0-1          | 0-1         | 0-0          | 0-0          | 0         | 0         | 0         | 0         | 0         | 0        | 0        | 1          |
| Robinson      | 0-0          | 0-0         | 0-0          | 0-0          | 0         | 0         | 0         | 0         | 0         | 0        | 0        | 1          |
| <b>TOTALS</b> | <b>27-59</b> | <b>8-16</b> | <b>13-16</b> | <b>10-29</b> | <b>39</b> | <b>13</b> | <b>75</b> | <b>16</b> | <b>10</b> | <b>3</b> | <b>7</b> | <b>200</b> |
|               | <i>.458</i>  | <i>.500</i> | <i>.812</i>  |              |           |           |           |           |           |          |          |            |

**VIRGINIA (21-11, 11-7 ACC)**

| Player       | FG   | 3FG | FT  | O-D | Reb | PF | Pts | A | TO | Blk | Stl | Min |
|--------------|------|-----|-----|-----|-----|----|-----|---|----|-----|-----|-----|
| Anderson (F) | 1-5  | 1-4 | 0-2 | 0-3 | 3   | 2  | 3   | 2 | 2  | 1   | 1   | 26  |
| Mitchell (F) | 7-11 | 0-0 | 5-6 | 1-7 | 8   | 2  | 19  | 3 | 1  | 2   | 3   | 33  |
| Tobey (F)    | 3-9  | 0-0 | 0-0 | 0-3 | 3   | 1  | 6   | 0 | 1  | 0   | 0   | 19  |
| Harris (G)   | 4-13 | 2-9 | 3-5 | 0-3 | 3   | 2  | 13  | 3 | 5  | 0   | 1   | 35  |
| Evans (G)    | 1-4  | 0-0 | 1-2 | 1-2 | 3   | 2  | 3   | 7 | 0  | 0   | 2   | 35  |
| Jespersion   | 1-   |     |     |     |     |    |     |   |    |     |     |     |

**NORFOLK STATE 56** March 19, 2013 • NIT First Round  
**VIRGINIA 65** John Paul Jones Arena • Charlottesville, Va.

**NORFOLK STATE (21-12, 16-0 MEAC)**

| Player        | FG           | 3FG         | FT           | O-D          | Reb       | PF        | Pts       | A        | TO        | Blk      | Stl      | Min        |
|---------------|--------------|-------------|--------------|--------------|-----------|-----------|-----------|----------|-----------|----------|----------|------------|
| Johnson (F)   | 6-15         | 3-7         | 4-5          | 1-12         | 13        | 2         | 19        | 1        | 2         | 0        | 0        | 38         |
| Goode (C)     | 1-2          | 0-0         | 0-0          | 1-4          | 5         | 4         | 2         | 1        | 2         | 1        | 0        | 16         |
| Fuentes (G)   | 1-3          | 0-0         | 0-0          | 1-1          | 2         | 1         | 2         | 1        | 4         | 0        | 3        | 30         |
| Williams (G)  | 4-16         | 3-7         | 5-5          | 0-3          | 3         | 5         | 16        | 1        | 1         | 0        | 1        | 33         |
| Hawkins (G)   | 2-8          | 0-2         | 5-10         | 3-2          | 5         | 5         | 9         | 0        | 3         | 0        | 2        | 28         |
| Phelps        | 0-4          | 0-0         | 2-2          | 0-1          | 1         | 4         | 2         | 2        | 4         | 1        | 1        | 17         |
| Brown         | 0-1          | 0-0         | 0-0          | 0-1          | 1         | 3         | 0         | 0        | 0         | 0        | 0        | 13         |
| Gaston        | 0-3          | 0-0         | 6-6          | 4-0          | 4         | 3         | 6         | 0        | 2         | 1        | 0        | 25         |
| Rogers        | 0-0          | 0-0         | 0-0          | 0-0          | 0         | 0         | 0         | 0        | 0         | 0        | 0        | 1          |
| <b>TOTALS</b> | <b>14-52</b> | <b>6-16</b> | <b>22-28</b> | <b>12-24</b> | <b>36</b> | <b>27</b> | <b>56</b> | <b>6</b> | <b>18</b> | <b>3</b> | <b>7</b> | <b>200</b> |
|               | <b>.269</b>  | <b>.375</b> | <b>.786</b>  |              |           |           |           |          |           |          |          |            |

**VIRGINIA (22-11, 11-7 ACC)**

| Player         | FG           | 3FG         | FT           | O-D         | Reb       | PF        | Pts       | A         | TO        | Blk      | Stl       | Min        |
|----------------|--------------|-------------|--------------|-------------|-----------|-----------|-----------|-----------|-----------|----------|-----------|------------|
| Anderson (F)   | 4-8          | 0-1         | 7-9          | 2-3         | 5         | 3         | 15        | 4         | 3         | 1        | 1         | 30         |
| Mitchell (F)   | 5-11         | 0-0         | 5-11         | 4-7         | 11        | 3         | 15        | 1         | 5         | 0        | 2         | 30         |
| Evans (G)      | 3-4          | 0-0         | 0-0          | 0-0         | 0         | 2         | 6         | 3         | 3         | 0        | 4         | 29         |
| Jespersion (G) | 0-3          | 0-2         | 0-0          | 0-2         | 2         | 2         | 0         | 0         | 1         | 1        | 0         | 21         |
| Harris (G)     | 4-7          | 2-5         | 2-5          | 0-6         | 6         | 4         | 12        | 2         | 4         | 0        | 2         | 36         |
| Barnette       | 0-1          | 0-1         | 0-0          | 0-0         | 0         | 0         | 0         | 0         | 0         | 0        | 0         | 3          |
| Jones          | 2-2          | 2-2         | 1-2          | 0-1         | 1         | 0         | 7         | 0         | 0         | 0        | 0         | 11         |
| Tobey          | 1-2          | 0-0         | 3-4          | 1-2         | 3         | 0         | 5         | 0         | 0         | 0        | 0         | 10         |
| Nolte          | 1-3          | 1-2         | 4-6          | 1-4         | 5         | 5         | 7         | 2         | 0         | 1        | 1         | 24         |
| Atkins         | 0-1          | 0-0         | 0-0          | 0-1         | 1         | 1         | 0         | 0         | 0         | 0        | 0         | 6          |
| <b>TOTALS</b>  | <b>20-42</b> | <b>5-13</b> | <b>22-37</b> | <b>9-28</b> | <b>37</b> | <b>20</b> | <b>67</b> | <b>12</b> | <b>17</b> | <b>3</b> | <b>10</b> | <b>200</b> |
|                | <b>.476</b>  | <b>.385</b> | <b>.595</b>  |             |           |           |           |           |           |          |           |            |

|                      |    |    |    |
|----------------------|----|----|----|
| <b>NORFOLK STATE</b> | 16 | 40 | 56 |
| <b>VIRGINIA</b>      | 26 | 41 | 67 |

Officials: Earl Walton, Tim Comer, Clarence Armstrong  
 Technicals: None  
 Attendance: 4,790

**ST. JOHN'S 50** March 24, 2013 • NIT Second Round  
**VIRGINIA 68** John Paul Jones Arena • Charlottesville, Va.

**ST. JOHN'S (17-16, 9-9 BIG EAST)**

| Player        | FG           | 3FG         | FT          | O-D          | Reb       | PF        | Pts       | A        | TO        | Blk      | Stl       | Min        |
|---------------|--------------|-------------|-------------|--------------|-----------|-----------|-----------|----------|-----------|----------|-----------|------------|
| Obekpa (F)    | 2-4          | 0-0         | 0-0         | 3-7          | 10        | 5         | 4         | 0        | 3         | 2        | 2         | 32         |
| Sampason (F)  | 6-15         | 0-0         | 2-2         | 2-4          | 6         | 4         | 14        | 0        | 1         | 0        | 1         | 27         |
| Branch (G)    | 0-5          | 0-2         | 2-4         | 1-4          | 5         | 1         | 2         | 2        | 2         | 0        | 1         | 15         |
| Greene IV (G) | 8-18         | 1-6         | 1-1         | 0-0          | 0         | 3         | 18        | 1        | 0         | 0        | 0         | 36         |
| Pointer (G)   | 2-7          | 0-2         | 0-0         | 1-4          | 5         | 4         | 4         | 4        | 3         | 0        | 5         | 31         |
| Bourgault     | 0-2          | 0-2         | 0-0         | 1-0          | 1         | 1         | 0         | 0        | 1         | 0        | 0         | 11         |
| Jones         | 0-2          | 0-0         | 0-0         | 0-0          | 0         | 0         | 0         | 0        | 0         | 0        | 0         | 6          |
| Garrett       | 3-8          | 1-3         | 1-2         | 4-1          | 5         | 2         | 8         | 0        | 3         | 0        | 1         | 22         |
| Lipscomb      | 0-1          | 0-1         | 0-0         | 0-0          | 0         | 2         | 0         | 0        | 1         | 0        | 0         | 15         |
| White         | 0-0          | 0-0         | 0-0         | 0-0          | 0         | 0         | 0         | 0        | 0         | 0        | 0         | 3          |
| Ndiaye        | 0-0          | 0-0         | 0-0         | 0-0          | 0         | 0         | 0         | 0        | 0         | 0        | 0         | 1          |
| Sealy         | 0-0          | 0-0         | 0-0         | 0-0          | 0         | 0         | 0         | 0        | 0         | 0        | 0         | 1          |
| <b>TOTALS</b> | <b>21-62</b> | <b>2-16</b> | <b>6-10</b> | <b>15-20</b> | <b>35</b> | <b>22</b> | <b>50</b> | <b>7</b> | <b>14</b> | <b>2</b> | <b>10</b> | <b>200</b> |
|               | <b>.339</b>  | <b>.125</b> | <b>.600</b> |              |           |           |           |          |           |          |           |            |

**VIRGINIA (23-11, 11-7 ACC)**

| Player         | FG           | 3FG         | FT           | O-D         | Reb       | PF        | Pts       | A         | TO        | Blk      | Stl      | Min        |
|----------------|--------------|-------------|--------------|-------------|-----------|-----------|-----------|-----------|-----------|----------|----------|------------|
| Mitchell (F)   | 5-5          | 0-0         | 1-2          | 3-6         | 9         | 0         | 11        | 0         | 5         | 0        | 1        | 25         |
| Evans (G)      | 2-3          | 0-0         | 0-4          | 0-4         | 4         | 1         | 4         | 5         | 4         | 0        | 2        | 33         |
| Jespersion (G) | 0-4          | 0-3         | 0-0          | 0-1         | 1         | 0         | 0         | 0         | 0         | 0        | 1        | 15         |
| Harris (G)     | 2-7          | 0-2         | 3-6          | 0-5         | 5         | 2         | 7         | 4         | 0         | 0        | 1        | 33         |
| Anderson (G)   | 4-8          | 1-2         | 9-10         | 1-1         | 2         | 1         | 18        | 4         | 1         | 3        | 0        | 32         |
| Browman        | 0-0          | 0-0         | 0-0          | 0-0         | 0         | 0         | 0         | 0         | 0         | 0        | 0        | 1          |
| Barnette       | 5-7          | 3-5         | 0-0          | 0-2         | 2         | 2         | 13        | 2         | 0         | 1        | 0        | 13         |
| Jones          | 1-2          | 1-2         | 2-2          | 0-0         | 0         | 3         | 5         | 1         | 1         | 0        | 1        | 13         |
| Tobey          | 5-6          | 0-0         | 0-0          | 1-2         | 3         | 1         | 10        | 1         | 0         | 1        | 0        | 15         |
| Nolte          | 0-2          | 0-1         | 0-0          | 1-2         | 3         | 2         | 0         | 2         | 1         | 0        | 1        | 18         |
| Kirven         | 0-0          | 0-0         | 0-0          | 0-0         | 0         | 0         | 0         | 0         | 0         | 0        | 0        | 1          |
| Rogers         | 0-0          | 0-0         | 0-0          | 0-0         | 0         | 1         | 0         | 0         | 0         | 0        | 0        | 0          |
| <b>TOTALS</b>  | <b>24-44</b> | <b>5-15</b> | <b>15-24</b> | <b>6-27</b> | <b>33</b> | <b>13</b> | <b>68</b> | <b>19</b> | <b>12</b> | <b>5</b> | <b>6</b> | <b>200</b> |
|                | <b>.545</b>  | <b>.333</b> | <b>.625</b>  |             |           |           |           |           |           |          |          |            |

|                   |    |    |    |
|-------------------|----|----|----|
| <b>ST. JOHN'S</b> | 21 | 29 | 50 |
| <b>VIRGINIA</b>   | 32 | 36 | 68 |

Officials: Ron Groover, Lee Cassell, Terry Moore  
 Technicals: None  
 Attendance: 8,457

# DOUG BROWMAN

# #0



Senior • Guard • 5-11 • 176 • Midlothian, Va. • Montrose Christian

## 2012-13 SEASON:

- Had three rebounds and two assists in 11 minutes off the bench at George Mason (11/9/12)
- Played eight minutes vs. Delaware (11/13/12)
- Played a career-high 13 minutes vs. Mississippi Valley State (12/8/12)
- Contributed career bests in assists (6) and minutes (23) vs. Wofford (12/30/12)
- Earned a scholarship for the Spring Semester of 2013
- Has played in nine ACC games

## 2012-13 GAME-BY-GAME:

| Opponent          | GP-GS | FG-FGA | 3FG-3FGA | FT-FTA | Off-Def | Total | A | TO | Blk | Stl | PF | Min | Pts |
|-------------------|-------|--------|----------|--------|---------|-------|---|----|-----|-----|----|-----|-----|
| at G.Mason        | 1-0   | 0-0    | 0-0      | 0-0    | 0-3     | 3     | 2 | 0  | 0   | 0   | 1  | 11  | 0   |
| Fairfield         | 2-0   | 0-0    | 0-0      | 0-0    | 0-0     | 0     | 1 | 3  | 0   | 0   | 0  | 6   | 0   |
| Delaware          | 3-0   | 0-2    | 0-2      | 0-0    | 0-1     | 1     | 1 | 0  | 0   | 0   | 0  | 8   | 0   |
| Seattle           | 4-0   | 0-0    | 0-0      | 1-2    | 0-2     | 2     | 0 | 0  | 0   | 0   | 0  | 7   | 1   |
| Lamar             | 5-0   | 0-0    | 0-0      | 0-0    | 0-0     | 0     | 0 | 0  | 0   | 0   | 0  | 3   | 0   |
| North Texas       | DNP   |        |          |        |         |       |   |    |     |     |    |     |     |
| at Wisconsin      | DNP   |        |          |        |         |       |   |    |     |     |    |     |     |
| Green Bay         | DNP   |        |          |        |         |       |   |    |     |     |    |     |     |
| Tennessee         | DNP   |        |          |        |         |       |   |    |     |     |    |     |     |
| Miss. Valley St.  | 6-0   | 0-1    | 0-1      | 0-0    | 0-2     | 2     | 0 | 1  | 0   | 0   | 2  | 13  | 0   |
| Morgan State      | 7-0   | 0-0    | 0-0      | 0-0    | 1-0     | 1     | 0 | 0  | 0   | 0   | 1  | 2   | 0   |
| vs. Old Dominion  | 8-0   | 0-0    | 0-0      | 0-0    | 0-0     | 0     | 0 | 0  | 0   | 0   | 0  | 1   | 0   |
| Wofford           | 9-0   | 0-0    | 0-0      | 0-0    | 0-2     | 2     | 6 | 3  | 0   | 0   | 1  | 23  | 0   |
| North Carolina    | DNP   |        |          |        |         |       |   |    |     |     |    |     |     |
| at Wake Forest    | DNP   |        |          |        |         |       |   |    |     |     |    |     |     |
| at Clemson        | DNP   |        |          |        |         |       |   |    |     |     |    |     |     |
| Florida State     | 10-0  | 0-0    | 0-0      | 0-0    | 0-0     | 0     | 1 | 1  | 0   | 0   | 0  | 2   | 0   |
| at Virginia Tech  | 11-0  | 0-1    | 0-1      | 0-0    | 0-1     | 1     | 1 | 0  | 0   | 0   | 3  | 11  | 0   |
| Boston College    | 12-0  | 0-0    | 0-0      | 0-0    | 0-2     | 2     | 1 | 0  | 0   | 1   | 2  | 11  | 0   |
| NC State          | 13-0  | 0-0    | 0-0      | 0-0    | 0-1     | 1     | 0 | 1  | 0   | 0   | 0  | 0   | 0   |
| at Georgia Tech   | DNP   |        |          |        |         |       |   |    |     |     |    |     |     |
| Clemson           | 14-0  | 0-0    | 0-0      | 0-2    | 0-0     | 0     | 0 | 0  | 0   | 0   | 1  | 6   | 0   |
| at Maryland       | DNP   |        |          |        |         |       |   |    |     |     |    |     |     |
| Virginia Tech     | 15-0  | 0-0    | 0-0      | 0-0    | 0-1     | 1     | 0 | 0  | 0   | 0   | 0  | 2   | 0   |
| at North Carolina | 16-0  | 0-0    | 0-0      | 0-0    | 0-0     | 0     | 0 | 0  | 0   | 0   | 0  | 1   | 0   |
| at Miami          | DNP   |        |          |        |         |       |   |    |     |     |    |     |     |
| Georgia Tech      | 17-0  | 0-0    | 0-0      | 0-0    | 0-1     | 1     | 0 | 0  | 0   | 0   | 0  | 3   | 0   |
| Duke              | DNP   |        |          |        |         |       |   |    |     |     |    |     |     |
| at Boston College | DNP   |        |          |        |         |       |   |    |     |     |    |     |     |
| at Florida State  | DNP   |        |          |        |         |       |   |    |     |     |    |     |     |
| Maryland          | 18-0  | 0-0    | 0-0      | 0-0    | 0-0     | 0     | 0 | 0  | 0   | 0   | 1  | 3   | 0   |
| vs. NC State      | DNP   |        |          |        |         |       |   |    |     |     |    |     |     |
| vs. Norfolk State | DNP   |        |          |        |         |       |   |    |     |     |    |     |     |
| vs. St. John's    | 19-0  | 0-0    | 0        | 0      | 0       | 0     | 0 | 0  | 0   | 0   | 0  | 1   | 0   |

## SINGLE GAME BESTS

### POINTS

Season: 1 vs. Seattle (11/17/12)  
 Career: 3 on three occasions  
 ACC: 3 vs. Maryland (2/18/12)

### REBOUNDS

Season: 3 at George Mason (11/9/12)  
 Career: 3, 2x last at George Mason (11/9/12)  
 ACC: 3 at Georgia Tech (1/19/12)

### FG MADE

Season: --  
 Career: 1 on four occasions  
 ACC: 1 vs. Maryland (2/18/12)

### FG ATTEMPTS

Season: 2 vs. Delaware (11/13/12)  
 Career: 2, 3x last vs. Delaware (11/13/12)  
 ACC: 1 vs. Maryland (2/18/12)

### 3 PT FG MADE

Season: --  
 Career: 1 on three occasions  
 ACC: 1 vs. Maryland (2/18/12)

### 3 PT FG ATTEMPTS

Season: 2 vs. Delaware (11/13/12)  
 Career: 2, 2x last vs. Delaware (11/13/12)  
 ACC: 1 vs. Maryland (2/18/12)

### FT MADE

Season: 1 vs. Seattle (11/17/12)  
 Career: 1, 2x last vs. Seattle (11/17/12)  
 ACC: 1 at Georgia Tech (1/19/12)

### FT ATTEMPTS

Season: 2, 2x last vs. Clemson (2/7/13)  
 Career: 2, 2x last vs. Clemson (2/7/13)  
 ACC: 2, 2x last vs. Clemson (2/7/13)

### ASSISTS

Season: 6 vs. Wofford (12/30/12)  
 Career: 6 vs. Wofford (12/30/12)  
 ACC: 2 vs. Maryland (2/18/12)

### TURNOVERS

Season: 3, 2x last vs. Wofford (12/30/12)  
 Career: 3, 2x last vs. Wofford (12/30/12)  
 ACC: 1, 2x last vs. Florida State (1/19/13)

### BLOCKS

Season: --  
 Career: --  
 ACC: --

### STEALS

Season: 1 vs. Boston College (1/26/13)  
 Career: 2 vs. SC State (11/13/11)  
 ACC: 1 vs. Boston College (1/26/13)

### MINUTES

Season: 23 vs. Wofford (12/30/12)  
 Career: 23 vs. Wofford (12/30/12)  
 ACC: 11, 2x last vs. Boston College (1/26/13)

## CAREER STATISTICS

| Year    | G-GS | Min-Avg. | FG-FGA | Pct.  | 3FG-3FGA | Pct.  | FT-FTA | Pct. | Off-Def. | Reb-Avg. | PF-DQ | Ast | TO | Blk | Stl | Pts-Avg |
|---------|------|----------|--------|-------|----------|-------|--------|------|----------|----------|-------|-----|----|-----|-----|---------|
| 2009-10 | 4-0  | 7-1.8    | 0-0    | .000  | 0-0      | .000  | 0-0    | .000 | 0-1      | 1-0.3    | 2-0   | 0   | 1  | 0   | 0   | 0-0.0   |
| ACC     | 1-0  | 1-1.0    | 0-0    | .000  | 0-0      | .000  | 0-0    | .000 | 0-0      | 0-0.0    | 0-0   | 0   | 0  | 0   | 0   | 0-0.0   |
| 2010-11 | 0-0  | 0-0.0    | --     | --    | --       | --    | --     | --   | --       | --       | --    | --  | -- | --  | --  | --      |
| ACC     | 0-0  | 0-0.0    | --     | --    | --       | --    | --     | --   | --       | --       | --    | --  | -- | --  | --  | --      |
| 2011-12 | 11-0 | 35-3.2   | 4-6    | .667  | 3-5      | .600  | 1-2    | .500 | 1-4      | 5-0.5    | 6-0   | 5   | 3  | 0   | 3   | 12-1.1  |
| ACC     | 5-0  | 15-3.0   | 1-1    | 1.000 | 1-1      | 1.000 | 1-2    | .500 | 1-2      | 3-0.6    | 0-0   | 4   | 1  | 0   | 0   | 4-0.8   |
| 2012-13 | 19-0 | 115-6.1  | 0-4    | .000  | 0-4      | .000  | 1-4    | .250 | 1-15     | 16-0.8   | 12-0  | 13  | 9  | 0   | 1   | 1-0.1   |
| ACC     | 9-0  | 41-4.6   | 0-1    | .000  | 0-1      | .000  | 0-2    | .000 | 0-5      | 5-0.6    | 7-0   | 3   | 2  | 0   | 1   | 0-0.0   |
| CAREER  | 34-0 | 157-4.6  | 4-10   | .400  | 3-9      | .333  | 2-6    | .333 | 2-20     | 22-0.6   | 20-0  | 18  | 13 | 0   | 4   | 13-0.4  |
| ACC     | 15-0 | 57-3.8   | 1-2    | .500  | 1-2      | .500  | 1-4    | .250 | 1-7      | 8-0.6    | 7-0   | 7   | 3  | 0   | 1   | 4-0.3   |



# JONTELEEVANS

# #1



Senior • Guard • 5-11 • 188 • Hampton, Va. • Bethel

## 2012-13 SEASON:

- Missed nine of the first 13 games with a foot injury
- Posted a career-high five steals and seven assists in 23 minutes vs. Green Bay (12/1/12)
- Had four points and four assists in first start of the season vs. Tennessee (12/5/12)
- Contributed eight points and six assists vs. North Carolina (1/6/13)
- Returned to the starting lineup at Wake Forest (1/9/13) and led Virginia with three assists
- Grabbed five rebounds and seven assists vs. Florida State (1/19/13)
- Had six assists vs. Virginia Tech (1/24/13) and Boston College (1/26/13)
- Led Virginia with seven assists and a season-high minutes (36) vs. NC State (1/29/13)
- Had a season-high and ACC career-high eight assists vs. Clemson (2/7/13) and Maryland (2/10/13)
- Had a season-high seven rebounds and eight points, and six assists vs. Virginia Tech (2/12/13)
- Scored a season-high 12 points and had five assists at North Carolina (2/16/13)
- Tallied seven assists at Miami (2/20/13)
- Contributed 10 points and tied a season-high with eight assists vs. Georgia Tech (2/24/13)
- Recorded his 400th career assist vs. Maryland (3/10/13)
- Named to 2013 ACSMA All-ACC Defensive Team
- Named to 2013 Coaches All-ACC Defensive Team

## 2012-13 GAME-BY-GAME:

| Opponent          | GP-GS | FG-FGA | 3FG-3FGA | FT-FTA | Off-Def | Total | A | TO | Blk | Stl | PF | Min | Pts |
|-------------------|-------|--------|----------|--------|---------|-------|---|----|-----|-----|----|-----|-----|
| at G. Mason       | DNP   |        |          |        |         |       |   |    |     |     |    |     |     |
| Fairfield         | DNP   |        |          |        |         |       |   |    |     |     |    |     |     |
| Delaware          | 1-0   | 0-0    | 0-0      | .000   | 0-1     | 1     | 0 | 2  | 0   | 0   | 1  | 3   | 0   |
| Seattle           | DNP   |        |          |        |         |       |   |    |     |     |    |     |     |
| Lamar             | DNP   |        |          |        |         |       |   |    |     |     |    |     |     |
| North Texas       | DNP   |        |          |        |         |       |   |    |     |     |    |     |     |
| at Wisconsin      | 2-0   | 0-2    | 0-0      | 0-0    | 0-4     | 4     | 0 | 1  | 0   | 0   | 0  | 16  | 0   |
| Green Bay         | 3-0   | 1-5    | 0-0      | 0-0    | 0-3     | 3     | 7 | 2  | 0   | 5   | 1  | 23  | 2   |
| Tennessee         | 4-1   | 2-6    | 0-0      | 0-0    | 0-0     | 0     | 4 | 0  | 0   | 0   | 2  | 18  | 4   |
| Miss. Valley St.  | DNP   |        |          |        |         |       |   |    |     |     |    |     |     |
| Morgan State      | DNP   |        |          |        |         |       |   |    |     |     |    |     |     |
| vs. Old Dominion  | DNP   |        |          |        |         |       |   |    |     |     |    |     |     |
| Wofford           | DNP   |        |          |        |         |       |   |    |     |     |    |     |     |
| North Carolina    | 5-1   | 4-7    | 0-0      | 0-0    | 0-0     | 0     | 6 | 1  | 0   | 2   | 2  | 21  | 8   |
| at Wake Forest    | 6-2   | 1-4    | 0-0      | 0-0    | 1-3     | 4     | 3 | 4  | 0   | 0   | 3  | 24  | 2   |
| at Clemson        | 7-3   | 1-1    | 0-0      | 0-2    | 0-1     | 1     | 3 | 5  | 0   | 0   | 1  | 33  | 2   |
| Florida State     | 8-4   | 3-8    | 0-0      | 0-0    | 2-3     | 5     | 7 | 5  | 0   | 1   | 1  | 28  | 6   |
| at Virginia Tech  | 9-5   | 1-5    | 0-0      | 2-5    | 0-2     | 2     | 6 | 0  | 0   | 0   | 3  | 28  | 4   |
| Boston College    | 10-6  | 1-3    | 0-0      | 1-2    | 0-2     | 2     | 6 | 3  | 0   | 2   | 4  | 30  | 3   |
| NC State          | 11-7  | 1-4    | 0-0      | 2-5    | 0-1     | 1     | 7 | 3  | 0   | 0   | 0  | 36  | 4   |
| at Georgia Tech   | 12-8  | 2-5    | 0-0      | 0-0    | 1-0     | 1     | 4 | 4  | 0   | 1   | 1  | 33  | 4   |
| Clemson           | 13-9  | 1-4    | 0-0      | 0-0    | 0-1     | 1     | 8 | 0  | 0   | 1   | 2  | 29  | 2   |
| at Maryland       | 14-10 | 2-3    | 0-0      | 1-2    | 1-4     | 5     | 8 | 4  | 0   | 0   | 4  | 36  | 4   |
| Virginia Tech     | 15-11 | 4-7    | 0-1      | 0-0    | 1-6     | 7     | 6 | 1  | 0   | 0   | 3  | 30  | 8   |
| at North Carolina | 16-12 | 5-7    | 1-1      | 1-2    | 0-1     | 1     | 5 | 6  | 0   | 2   | 3  | 33  | 12  |
| at Miami          | 17-13 | 1-5    | 0-0      | 3-4    | 0-4     | 4     | 7 | 1  | 0   | 1   | 1  | 35  | 5   |
| Georgia Tech      | 18-14 | 5-7    | 0-0      | 0-0    | 2-1     | 3     | 8 | 0  | 0   | 0   | 1  | 28  | 10  |
| Duke              | 19-15 | 3-7    | 0-0      | 0-2    | 0-1     | 1     | 3 | 4  | 0   | 1   | 4  | 36  | 6   |
| at Boston College | 20-16 | 2-7    | 0-0      | 0-0    | 2-2     | 4     | 4 | 2  | 0   | 0   | 2  | 35  | 4   |
| at Florida State  | 21-17 | 1-8    | 0-0      | 0-0    | 0-1     | 1     | 2 | 1  | 0   | 0   | 0  | 32  | 2   |
| Maryland          | 22-18 | 1-4    | 0-0      | 1-2    | 0-4     | 4     | 3 | 3  | 0   | 1   | 1  | 40  | 3   |
| vs. NC State      | 23-19 | 1-4    | 0-0      | 1-2    | 1-2     | 3     | 7 | 0  | 0   | 2   | 2  | 35  | 3   |
| vs. Norfolk State | 24-20 | 3-4    | 0-0      | 0-0    | 0-0     | 0     | 3 | 3  | 0   | 4   | 2  | 29  | 6   |
| vs. St John's     | 25-21 | 2-3    | 0-0      | 0-4    | 0-4     | 4     | 5 | 4  | 0   | 2   | 1  | 33  | 4   |

## CAREER STATISTICS

| Year    | G-GS   | Min-Avg.  | FG-FGA  | Pct. | 3FG-3FGA | Pct. | FT-FTA | Pct. | Off-Def. | Reb-Avg. | PF-DQ | Ast | TO  | Blk | Stl | Pts-Avg |
|---------|--------|-----------|---------|------|----------|------|--------|------|----------|----------|-------|-----|-----|-----|-----|---------|
| 2009-10 | 31-11  | 512-16.5  | 31-84   | .369 | 2-12     | .167 | 9-16   | .563 | 6-40     | 46-1.5   | 55-1  | 60  | 27  | 1   | 34  | 73-2.4  |
| ACC     | 16-10  | 287-17.9  | 14-53   | .264 | 0-7      | .000 | 6-12   | .500 | 5-18     | 23-1.4   | 34-1  | 31  | 13  | 1   | 19  | 34-2.1  |
| 2010-11 | 31-27  | 846-27.3  | 71-182  | .390 | 5-14     | .357 | 31-52  | .596 | 13-60    | 73-2.4   | 72-0  | 109 | 58  | 2   | 40  | 178-5.7 |
| ACC     | 16-14  | 432-27.0  | 39-108  | .361 | 4-9      | .444 | 11-18  | .611 | 6-31     | 37-2.3   | 39-0  | 52  | 25  | 0   | 18  | 93-5.8  |
| 2011-12 | 32-32  | 984-30.8  | 97-206  | .471 | 5-14     | .357 | 36-58  | .621 | 7-58     | 65-2.0   | 67-1  | 124 | 77  | 5   | 50  | 235-7.3 |
| ACC     | 16-16  | 508-31.8  | 57-124  | .460 | 2-7      | .286 | 18-32  | .563 | 4-31     | 35-2.2   | 34-1  | 67  | 40  | 2   | 24  | 134-8.4 |
| 2012-13 | 25-21  | 724-29.0  | 48-120  | .400 | 1-2      | .500 | 12-32  | .375 | 11-51    | 62-2.5   | 45-0  | 122 | 61  | 0   | 23  | 109-4.4 |
| ACC     | 18-17  | 567-31.5  | 39-96   | .406 | 1-2      | .500 | 11-26  | .423 | 10-37    | 47-2.6   | 36-0  | 96  | 49  | 0   | 10  | 90-5.0  |
| CAREER  | 119-91 | 3066-25.8 | 247-592 | .417 | 13-42    | .310 | 88-158 | .557 | 37-209   | 246-2.1  | 239-2 | 415 | 223 | 8   | 147 | 595-5.0 |
| ACC     | 66-57  | 1794-27.2 | 149-381 | .391 | 7-25     | .280 | 46-88  | .523 | 25-117   | 142-2.2  | 143-2 | 246 | 127 | 3   | 71  | 351-5.3 |

## SINGLE GAME BESTS

### POINTS

Season: 12 at North Carolina (2/16/13)  
 Career: 17, 2x last at Clemson (2/14/12)  
 ACC: 17 at Clemson (2/14/12)

### REBOUNDS

Season: 7 vs. Virginia Tech (2/12/13)  
 Career: 7, 2x last vs. Virginia Tech (2/12/13)  
 ACC: 7, 2x last vs. Virginia Tech (2/12/13)

### FG MADE

Season: 5, 2x last vs. Georgia Tech (2/24/13)  
 Career: 8 at Clemson (2/14/12)  
 ACC: 8 at Clemson (2/14/12)

### FG ATTEMPTS

Season: 8 vs. Florida State (1/19/13)  
 Career: 14 at Boston College (1/19/11)  
 ACC: 14 at Boston College (1/19/11)

### 3 PT FG MADE

Season: 1 at North Carolina (2/16/13)  
 Career: 2 vs. Winthrop (11/15/11)  
 ACC: 1, 7x last at North Carolina (2/16/13)

### 3 PT FG ATTEMPTS

Season: 1, 2x last at North Carolina (2/16/13)  
 Career: 3 vs. Virginia Tech (2/19/11)  
 ACC: 3 vs. Virginia Tech (2/19/11)

### FT MADE

Season: 3 at Miami (2/20/13)  
 Career: 5 vs. Winthrop (11/15/11)  
 ACC: 4, 2x last at Virginia Tech (2/21/12)

### FT ATTEMPTS

Season: 5 at Virginia Tech (1/24/13)  
 Career: 8 vs. Wichita State (11/24/10)  
 ACC: 6, 3x last at Virginia Tech (2/21/12)

### ASSISTS

Season: 8, 3x last vs. Georgia Tech (2/24/13)  
 Career: 10 vs. Howard (1/4/11)  
 ACC: 8, 3x last vs. Georgia Tech (2/24/13)

### TURNOVERS

Season: 6 at North Carolina (2/16/13)  
 Career: 6, 2x last at North Carolina (2/16/13)  
 ACC: 6 at North Carolina (2/16/13)

### BLOCKS

Season: --  
 Career: 1 on eight occasions  
 ACC: 1 on three occasions

### STEALS


Season: 5 vs. Green Bay (12/1/12)  
 Career: 5 vs. Green Bay (12/1/12)  
 ACC: 4 at Maryland (3/4/12)

### MINUTES

Season: 40 vs. Maryland (3/10/13)  
 Career: 42 at Maryland (3/4/12)  
 ACC: 42 at Maryland (3/4/12)

# PAUL JESPERSON

# #2



Sophomore • Guard • 6-6 • 197 • Merrill, Wis. • Merrill

## 2012-13 SEASON:

- Tallied six points during first career start vs. Fairfield (11/12/12)
- Grabbed five rebounds in 34 minutes vs. Delaware (11/13/12)
- Recorded a career-high five assists vs. Seattle (11/17/12)
- Scored nine points and added five rebounds, two blocked shots and one steal vs. Lamar (11/19/12)
- Tallied eight points vs. Green Bay (12/1/12) including a pair of three-pointers
- Scored 11 points, including three three-pointers vs. Morgan State (12/19/12)
- Had seven points and two assists vs. North Carolina (1/6/13)
- Contributed eight points, including two 3-pointers, vs. Florida State (1/19/13)
- Grabbed a career-high seven rebounds and had three steals vs. Boston College (1/26/13)
- Scored a career-high 12 points on a career-best four three-pointers at Maryland (2/10/13)
- Recorded nine points on three 3-pointers at North Carolina (2/16/13)
- Recorded nine points on three 3-pointers at Boston College (3/3/13)
- Made at least one 3-pointer in 12 consecutive games from February 3- March 15

## SINGLE GAME BESTS

### POINTS

Season: 12 at Maryland (2/10/13)  
 Career: 12 at Maryland (2/10/13)  
 ACC: 12 at Maryland (2/10/13)

### REBOUNDS

Season: 7 vs. Boston College (1/26/13)  
 Career: 7 vs. Boston College (1/26/13)  
 ACC: 7 vs. Boston College (1/26/13)

### FG MADE

Season: 4, 2x at Maryland (2/10/13)  
 Career: 4, 2x at Maryland (2/10/13)  
 ACC: 4 at Maryland (2/10/13)

### FG ATTEMPTS

Season: 8, 2x last vs. Duke (2/28/13)  
 Career: 8, 2x last vs. Duke (2/28/13)  
 ACC: 8, 2x last vs. Duke (2/28/13)

### 3 PT FG MADE

Season: 4 at Maryland (2/10/13)  
 Career: 4 at Maryland (2/10/13)  
 ACC: 4 at Maryland (2/10/13)

### 3 PT FG ATTEMPTS

Season: 7 vs. Clemson (2/7/13)  
 Career: 7 vs. Clemson (2/7/13)  
 ACC: 7 vs. Clemson (2/7/13)

### FT MADE

Season: 2, 4x last vs. Boston College (1/26/13)  
 Career: 2, 4x last vs. Boston College (1/26/13)  
 ACC: 2, 3x last vs. Boston College (1/26/13)

### FT ATTEMPTS

Season: 2, 5x last vs. Georgia Tech (2/24/13)  
 Career: 2, 5x last vs. Georgia Tech (2/24/13)  
 ACC: 2, 4x last vs. Georgia Tech (2/24/13)

### ASSISTS

Season: 5 vs. Seattle (11/17/12)  
 Career: 5 vs. Seattle (11/17/12)  
 ACC: 3 at Virginia Tech (2/21/12)

### TURNOVERS

Season: 3 vs. North Texas (11/20/12)  
 Career: 3 vs. North Texas (11/20/12)  
 ACC: 2, 5x last vs. Clemson (2/7/13)

### BLOCKS

Season: 2, 3x last vs. Virginia Tech (2/12/13)  
 Career: 2, 3x last vs. Virginia Tech (2/12/13)  
 ACC: 2, 2x last vs. Virginia Tech (2/12/13)

### STEALS

Season: 3 vs. Boston College (1/26/13)  
 Career: 3 vs. Boston College (1/26/13)  
 ACC: 3 vs. Boston College (1/26/13)

### MINUTES

Season: 37 vs. Boston College (1/26/13)  
 Career: 37 vs. Boston College (1/26/13)  
 ACC: 37 vs. Boston College (1/26/13)

## 2012-13 GAME-BY-GAME:

| Opponent          | GP-GS | FG-FGA | 3FG-3FGA | FT-FTA | Off-Def | Total | A | TO | Blk | Stl | PF | Min | Pts |
|-------------------|-------|--------|----------|--------|---------|-------|---|----|-----|-----|----|-----|-----|
| at G. Mason       | 1-0   | 1-3    | 0-1      | 0-0    | 1-1     | 2     | 1 | 0  | 0   | 0   | 1  | 19  | 2   |
| Fairfield         | 2-1   | 2-4    | 1-3      | 1-2    | 0-1     | 1     | 2 | 1  | 0   | 0   | 1  | 29  | 6   |
| Delaware          | 3-2   | 1-4    | 0-3      | 0-0    | 0-5     | 5     | 2 | 0  | 1   | 0   | 2  | 34  | 2   |
| Seattle           | 4-3   | 1-6    | 1-4      | 0-0    | 0-1     | 1     | 5 | 2  | 0   | 0   | 2  | 20  | 3   |
| Lamar             | 5-4   | 3-6    | 3-5      | 0-0    | 0-5     | 5     | 1 | 2  | 2   | 1   | 0  | 32  | 9   |
| North Texas       | 6-5   | 2-2    | 1-1      | 0-0    | 0-1     | 1     | 2 | 3  | 1   | 1   | 3  | 24  | 5   |
| at Wisconsin      | 7-6   | 0-3    | 0-1      | 0-0    | 1-2     | 3     | 0 | 0  | 0   | 0   | 2  | 24  | 0   |
| Green Bay         | 8-7   | 3-5    | 2-4      | 0-0    | 0-1     | 1     | 1 | 0  | 0   | 1   | 2  | 26  | 8   |
| Tennessee         | 9-8   | 0-2    | 0-2      | 2-2    | 0-4     | 4     | 0 | 1  | 1   | 0   | 1  | 28  | 2   |
| Miss. Valley St.  | 10-9  | 1-3    | 1-2      | 0-0    | 0-1     | 1     | 1 | 1  | 0   | 1   | 2  | 20  | 3   |
| Morgan State      | 11-10 | 4-5    | 3-4      | 0-0    | 1-2     | 3     | 1 | 1  | 0   | 0   | 2  | 30  | 11  |
| vs. Old Dominion  | 12-11 | 1-5    | 1-3      | 0-0    | 0-4     | 4     | 2 | 0  | 0   | 0   | 2  | 33  | 3   |
| Wofford           | 13-12 | 1-1    | 1-1      | 0-0    | 0-1     | 1     | 1 | 1  | 1   | 0   | 1  | 15  | 3   |
| North Carolina    | 14-13 | 2-6    | 1-2      | 2-2    | 0-1     | 1     | 2 | 0  | 0   | 0   | 3  | 20  | 7   |
| at Wake Forest    | 15-14 | 0-2    | 0-1      | 0-0    | 0-0     | 0     | 0 | 2  | 0   | 0   | 1  | 21  | 0   |
| at Clemson        | 16-15 | 1-6    | 1-4      | 2-2    | 0-0     | 0     | 0 | 0  | 0   | 0   | 1  | 27  | 5   |
| Florida State     | 17-16 | 3-5    | 2-2      | 0-0    | 1-1     | 2     | 0 | 2  | 0   | 1   | 1  | 28  | 8   |
| at Virginia Tech  | 18-17 | 1-4    | 0-2      | 1-1    | 0-0     | 0     | 1 | 0  | 1   | 0   | 3  | 19  | 3   |
| Boston College    | 19-18 | 2-5    | 0-2      | 2-2    | 0-7     | 7     | 2 | 2  | 1   | 3   | 0  | 37  | 6   |
| NC State          | 20-19 | 0-4    | 0-3      | 0-0    | 0-1     | 1     | 1 | 1  | 1   | 1   | 1  | 31  | 0   |
| at Georgia Tech   | 21-20 | 1-3    | 1-3      | 0-0    | 0-1     | 1     | 1 | 1  | 0   | 2   | 2  | 31  | 3   |
| Clemson           | 22-21 | 2-8    | 1-7      | 0-0    | 0-2     | 2     | 1 | 2  | 2   | 1   | 1  | 26  | 5   |
| at Maryland       | 23-22 | 4-6    | 4-4      | 0-1    | 1-2     | 3     | 0 | 1  | 0   | 1   | 2  | 23  | 12  |
| Virginia Tech     | 24-23 | 3-5    | 2-3      | 0-0    | 0-2     | 2     | 1 | 0  | 2   | 0   | 2  | 22  | 8   |
| at North Carolina | 25-24 | 3-5    | 3-5      | 0-0    | 0-2     | 2     | 0 | 1  | 0   | 2   | 4  | 26  | 9   |
| at Miami          | 26-25 | 3-6    | 2-4      | 0-0    | 0-4     | 4     | 0 | 2  | 0   | 1   | 4  | 34  | 8   |
| Georgia Tech      | 27-26 | 2-6    | 1-4      | 1-2    | 0-4     | 4     | 0 | 0  | 1   | 1   | 0  | 23  | 6   |
| Duke              | 28-27 | 2-8    | 1-5      | 0-0    | 0-4     | 4     | 1 | 1  | 1   | 0   | 2  | 36  | 5   |
| at Boston College | 29-28 | 3-6    | 3-5      | 0-0    | 0-1     | 1     | 1 | 1  | 0   | 0   | 0  | 28  | 9   |
| at Florida State  | 30-29 | 2-7    | 1-5      | 0-0    | 0-3     | 3     | 0 | 2  | 0   | 0   | 2  | 32  | 5   |
| Maryland          | 31-30 | 1-3    | 1-3      | 0-0    | 0-2     | 2     | 0 | 0  | 0   | 0   | 3  | 25  | 3   |
| vs. NC State      | 32-30 | 1-5    | 1-3      | 0-0    | 0-3     | 3     | 0 | 1  | 0   | 0   | 1  | 23  | 3   |
| vs. Norfolk State | 33-31 | 0-3    | 0-2      | 0-0    | 0-2     | 2     | 0 | 1  | 1   | 0   | 2  | 21  | 0   |
| vs. St. John's    | 34-32 | 0-4    | 0-3      | 0-0    | 0-1     | 1     | 0 | 0  | 0   | 1   | 0  | 15  | 0   |


## CAREER STATISTICS

| Year          | G-GS         | Min-Avg.         | FG-FGA        | Pct.        | 3FG-3FGA      | Pct.        | FT-FTA       | Pct.        | Off-Def.    | Reb-Avg.      | PF-DQ       | Ast       | TO        | Blk       | Stl       | Pts-Avg        |
|---------------|--------------|------------------|---------------|-------------|---------------|-------------|--------------|-------------|-------------|---------------|-------------|-----------|-----------|-----------|-----------|----------------|
| 2011-12       | 21-0         | 220-10.5         | 12-43         | .279        | 7-31          | .226        | 0-0          | .000        | 2-15        | 17-0.8        | 18-0        | 5         | 9         | 1         | 3         | 31-1.5         |
| ACC           | 16-0         | 171-10.7         | 9-31          | .290        | 5-23          | .217        | 0-0          | .000        | 1-15        | 16-1.0        | 15-0        | 5         | 6         | 1         | 3         | 23-1.4         |
| 2012-13       | 34-32        | 882-25.9         | 56-156        | .359        | 39-106        | .368        | 11-14        | .786        | 5-72        | 77-2.3        | 54-0        | 30        | 32        | 16        | 18        | 162-4.8        |
| ACC           | 18-18        | 489-27.2         | 35-95         | .368        | 24-64         | .375        | 8-10         | .800        | 2-37        | 39-2.2        | 30-0        | 11        | 18        | 9         | 13        | 102-5.7        |
| <b>CAREER</b> | <b>55-32</b> | <b>1102-20.0</b> | <b>68-199</b> | <b>.342</b> | <b>46-137</b> | <b>.336</b> | <b>11-14</b> | <b>.786</b> | <b>7-87</b> | <b>94-1.7</b> | <b>72-0</b> | <b>35</b> | <b>41</b> | <b>17</b> | <b>21</b> | <b>193-3.5</b> |
| ACC           | 34-18        | 660-19.4         | 44-126        | .349        | 29-87         | .333        | 8-10         | .800        | 3-52        | 55-1.6        | 45-0        | 16        | 24        | 10        | 16        | 125-3.7        |

# TAYLOR BARNETTE

# #4

Freshman • Guard • 6-3 • 172 • Lexington, Ky. • Lexington Christian



## 2012-13 SEASON:

- Has seen action in 24 games, including two starts (George Mason and Fairfield)
- Posted five points as starter in 27 minutes during collegiate debut at George Mason
- Scored eight points and had four assists vs. Seattle (11/17/12)
- Tallied with four assists vs. Mississippi Valley State (12/8/12)
- Grabbed three rebounds in 19 minutes vs. Morgan State (12/19/12)
- Scored nine points on three 3-pointers vs. Clemson (2/7/13)
- Tied a career-high with nine points on three 3-pointers vs. Georgia Tech (2/24/13)
- Made 10-of-17 (58.8%) 3-point attempts in ACC play
- Recorded a career-high 13 points along with two rebounds and one block vs. St. John's (3/24/13)

## SINGLE GAME BESTS

### POINTS

Season: 13 vs. St. John's (3/24/13)  
 Career: 13 vs. St. John's (3/24/13)  
 ACC: 9, 2x last vs. Georgia Tech (2/24/13)

### REBOUNDS

Season: 3 vs. Morgan State (12/19/12)  
 Career: 3 vs. Morgan State (12/19/12)  
 ACC: 2 vs. Duke (2/28/13)

### FG MADE

Season: 5 vs. St. John's (3/24/13)  
 Career: 5 vs. St. John's (3/24/13)  
 ACC: 3, 2x last vs. Georgia Tech (2/24/13)

### FG ATTEMPTS

Season: 7 vs. St. John's (3/24/13)  
 Career: 7 vs. St. John's (3/24/13)  
 ACC: 4, 2x last vs. Georgia Tech (2/24/13)

### 3 PT FG MADE

Season: 3, 3x last vs. St. Johns (3/24/13)  
 Career: 3, 3x last vs. St. Johns (3/24/13)  
 ACC: 3, 2x last vs. Georgia Tech (2/24/13)

### 3 PT FG ATTEMPTS

Season: 5, 2x last vs. St. John's (3/24/13)  
 Career: 5, 2x last vs. St. John's (3/24/13)  
 ACC: 4, 2x last vs. Georgia Tech (2/24/13)

### FT MADE

Season: --  
 Career: --  
 ACC: --

### FT ATTEMPTS

Season: 2 vs. Morgan State (12/19/12)  
 Career: 2 vs. Morgan State (12/19/12)  
 ACC: --

### ASSISTS

Season: 4, 2x last vs. Miss. Valley State (12/8/12)  
 Career: 4, 2x last vs. Miss. Valley State (12/8/12)  
 ACC: 1, 2x last vs. Georgia Tech (2/24/13)

### TURNOVERS

Season: 4, 2x last vs. Miss. Valley State (12/8/12)  
 Career: 4, 2x last vs. Miss. Valley State (12/8/12)  
 ACC: 2 at Maryland (2/10/13)

### BLOCKS

Season: 1 vs. St. John's (3/24/13)  
 Career: 1 vs. St. John's (3/24/13)  
 ACC: --

### STEALS

Season: 1 vs. Maryland (3/10/13)  
 Career: 1 vs. Maryland (3/10/13)  
 ACC: 1 vs. Maryland (3/10/13)

### MINUTES

Season: 27 at George Mason (11/9/12)  
 Career: 27 at George Mason (11/9/12)  
 ACC: 15 vs. Clemson (2/7/13)

## 2012-13 GAME-BY-GAME:


| Opponent          | GP-GS | FG-FGA | 3FG-3FGA | FT-FTA | Off-Def | Total | A | TO | Blk | Stl | PF | Min | Pts |
|-------------------|-------|--------|----------|--------|---------|-------|---|----|-----|-----|----|-----|-----|
| at G. Mason       | 1-1   | 2-6    | 1-5      | 0-0    | 0-0     | 0     | 0 | 1  | 0   | 0   | 1  | 27  | 5   |
| Fairfield         | 2-2   | 0-0    | 0-0      | 0-0    | 0-1     | 1     | 0 | 0  | 0   | 0   | 1  | 18  | 0   |
| Delaware          | 3-2   | 0-1    | 0-1      | 0-0    | 0-0     | 0     | 0 | 0  | 0   | 0   | 1  | 5   | 0   |
| Seattle           | 4-2   | 3-4    | 2-3      | 0-0    | 0-2     | 2     | 4 | 3  | 0   | 0   | 1  | 22  | 8   |
| Lamar             | 5-2   | 1-2    | 0-1      | 0-0    | 0-1     | 1     | 1 | 1  | 0   | 0   | 1  | 10  | 2   |
| North Texas       | 6-2   | 0-0    | 0-0      | 0-0    | 0-0     | 0     | 0 | 0  | 0   | 0   | 0  | 8   | 0   |
| at Wisconsin      | DNP   |        |          |        |         |       |   |    |     |     |    |     |     |
| Green Bay         | DNP   |        |          |        |         |       |   |    |     |     |    |     |     |
| Tennessee         | DNP   |        |          |        |         |       |   |    |     |     |    |     |     |
| Miss. Valley St.  | 7-2   | 1-2    | 1-2      | 0-0    | 0-1     | 1     | 4 | 3  | 0   | 0   | 2  | 18  | 3   |
| Morgan State      | 8-2   | 0-2    | 0-2      | 0-2    | 1-2     | 3     | 2 | 0  | 0   | 0   | 0  | 19  | 0   |
| vs. Old Dominion  | 9-2   | 1-4    | 1-3      | 0-0    | 0-0     | 0     | 2 | 1  | 0   | 0   | 0  | 11  | 3   |
| Wofford           | 10-2  | 1-2    | 1-2      | 0-0    | 0-1     | 1     | 1 | 0  | 0   | 0   | 1  | 10  | 3   |
| North Carolina    | DNP   |        |          |        |         |       |   |    |     |     |    |     |     |
| at Wake Forest    | 11-2  | 0-0    | 0-0      | 0-0    | 0-0     | 0     | 0 | 0  | 0   | 0   | 0  | 1   | 0   |
| at Clemson        | DNP   |        |          |        |         |       |   |    |     |     |    |     |     |
| Florida State     | 12-2  | 0-0    | 0-0      | 0-0    | 0-0     | 0     | 0 | 0  | 0   | 0   | 0  | 1   | 0   |
| at Virginia Tech  | DNP   |        |          |        |         |       |   |    |     |     |    |     |     |
| Boston College    | DNP   |        |          |        |         |       |   |    |     |     |    |     |     |
| NC State          | DNP   |        |          |        |         |       |   |    |     |     |    |     |     |
| at Georgia Tech   | 13-2  | 1-1    | 1-1      | 0-0    | 0-0     | 0     | 0 | 0  | 0   | 0   | 0  | 1   | 3   |
| Clemson           | 14-2  | 3-4    | 3-4      | 0-0    | 0-1     | 1     | 1 | 0  | 0   | 0   | 1  | 15  | 9   |
| at Maryland       | 15-2  | 1-2    | 1-2      | 0-0    | 0-0     | 0     | 0 | 2  | 0   | 0   | 0  | 6   | 3   |
| Virginia Tech     | 16-2  | 0-1    | 0-1      | 0-0    | 0-1     | 1     | 0 | 0  | 0   | 0   | 0  | 11  | 0   |
| at North Carolina | 17-2  | 1-1    | 1-1      | 0-0    | 0-0     | 0     | 0 | 0  | 0   | 0   | 1  | 4   | 3   |
| at Miami          | DNP   |        |          |        |         |       |   |    |     |     |    |     |     |
| Georgia Tech      | 18-2  | 3-4    | 3-4      | 0-0    | 0-0     | 0     | 1 | 0  | 0   | 0   | 1  | 14  | 9   |
| Duke              | 19-2  | 0-0    | 0-0      | 0-0    | 0-2     | 2     | 0 | 0  | 0   | 0   | 1  | 3   | 0   |
| at Boston College | 20-2  | 1-2    | 1-1      | 0-0    | 0-0     | 0     | 0 | 0  | 0   | 0   | 0  | 4   | 3   |
| at Florida State  | 21-2  | 0-1    | 0-1      | 0-0    | 0-0     | 0     | 0 | 0  | 0   | 0   | 1  | 4   | 0   |
| Maryland          | 22-2  | 0-1    | 0-1      | 0-0    | 0-0     | 0     | 0 | 0  | 0   | 1   | 0  | 4   | 0   |
| vs. NC State      | 23-2  | 0-2    | 0-2      | 0-0    | 0-2     | 2     | 0 | 0  | 0   | 0   | 0  | 9   | 0   |
| vs. Norfolk State | 24-3  | 0-1    | 0-1      | 0-0    | 0-0     | 0     | 0 | 0  | 0   | 0   | 0  | 3   | 0   |
| vs. St. John's    | 25-3  | 5-7    | 3-5      | 0-0    | 0-2     | 2     | 2 | 0  | 1   | 0   | 2  | 13  | 13  |

## CAREER STATISTICS

| Year    | G-GS | Min-Avg. | FG-FGA | Pct. | 3FG-3FGA | Pct. | FT-FTA | Pct. | Off-Def. | Reb-Avg. | PF-DQ | Ast | TO | Blk | Stl | Pts-Avg |
|---------|------|----------|--------|------|----------|------|--------|------|----------|----------|-------|-----|----|-----|-----|---------|
| 2012-13 | 25-2 | 241-9.6  | 24-50  | .480 | 19-43    | .442 | 0-2    | .000 | 1-16     | 17-0.7   | 15-0  | 18  | 11 | 1   | 1   | 67-2.7  |
| ACC     | 12-0 | 68-5.7   | 10-17  | .588 | 10-16    | .625 | 0-0    | .000 | 0-4      | 4-0.4    | 5-0   | 2   | 2  | 0   | 1   | 30-2.5  |
| CAREER  | 25-2 | 241-9.6  | 24-50  | .480 | 19-43    | .442 | 0-2    | .000 | 1-16     | 17-0.7   | 15-0  | 18  | 11 | 1   | 1   | 67-2.7  |
| ACC     | 12-0 | 68-5.7   | 10-17  | .588 | 10-16    | .625 | 0-0    | .000 | 0-4      | 4-0.4    | 5-0   | 2   | 2  | 0   | 1   | 30-2.5  |

# TEVEN JONES

# #5



R-Freshman • Guard • 6-0 • 180 • Kannapolis, N.C. • Fishburne Military School

## 2012-13 SEASON:

- Has started nine games at point guard
- Team is 21-9 since he made his collegiate debut vs. Seattle (11/17/12)
- Missed the first game at George Mason (11/9/12) and two exhibition due to team suspension
- Missed the Fairfield (11/12/12) and Delaware (11/13/12) games due to injury
- Had four points and three rebounds in collegiate debut against Seattle (11/17/12)
- Tallied six points, two assists, one blocked shot and one steal in first career start vs. Lamar (11/19/12)
- Recorded a season-high 13 points and four assists in 31 minutes vs. North Texas (11/20/12)
- Had a season-high three steals in 23 minutes vs. Morgan State (12/19/12)
- Tied a career-best with a pair of 3-pointers vs. North Carolina in his ACC debut (1/6/12)
- Scored seven points, including a pair of 3-pointers, vs. Norfolk St. (3/20/13)

## 2012-13 GAME-BY-GAME:

| Opponent          | GP-GS | FG-FGA | 3FG-3FGA | FT-FTA | Off-Def | Total | A | TO | Blk | Stl | PF | Min | Pts |
|-------------------|-------|--------|----------|--------|---------|-------|---|----|-----|-----|----|-----|-----|
| at G. Mason       | DNP   |        |          |        |         |       |   |    |     |     |    |     |     |
| Fairfield         | DNP   |        |          |        |         |       |   |    |     |     |    |     |     |
| Delaware          | DNP   |        |          |        |         |       |   |    |     |     |    |     |     |
| Seattle           | 1-0   | 1-3    | 0-1      | 2-2    | 0-3     | 3     | 1 | 2  | 0   | 0   | 3  | 25  | 4   |
| Lamar             | 2-1   | 2-5    | 0-1      | 2-2    | 0-0     | 0     | 2 | 1  | 1   | 1   | 3  | 27  | 6   |
| North Texas       | 3-2   | 3-6    | 1-2      | 6-7    | 0-1     | 1     | 4 | 3  | 0   | 1   | 3  | 31  | 13  |
| at Wisconsin      | 4-3   | 1-2    | 0-0      | 0-0    | 0-0     | 0     | 3 | 4  | 1   | 2   | 2  | 25  | 2   |
| Green Bay         | 5-4   | 0-1    | 0-0      | 0-0    | 0-0     | 0     | 2 | 1  | 0   | 1   | 3  | 19  | 0   |
| Tennessee         | 6-4   | 0-4    | 0-1      | 2-2    | 0-0     | 0     | 3 | 1  | 0   | 1   | 3  | 24  | 2   |
| Miss. Valley St.  | 7-5   | 1-4    | 0-2      | 0-0    | 0-3     | 3     | 2 | 1  | 0   | 0   | 2  | 21  | 2   |
| Morgan State      | 8-6   | 0-3    | 0-1      | 2-2    | 1-1     | 2     | 2 | 2  | 0   | 3   | 2  | 23  | 2   |
| vs. Old Dominion  | 9-7   | 1-2    | 0-1      | 2-2    | 0-4     | 4     | 3 | 1  | 0   | 0   | 4  | 25  | 4   |
| Wofford           | 10-8  | 2-4    | 2-2      | 0-2    | 0-1     | 1     | 3 | 1  | 0   | 0   | 2  | 17  | 6   |
| North Carolina    | 11-9  | 2-4    | 2-2      | 0-0    | 0-2     | 2     | 0 | 0  | 0   | 1   | 0  | 20  | 6   |
| at Wake Forest    | 12-9  | 0-1    | 0-0      | 0-0    | 0-1     | 1     | 1 | 1  | 0   | 2   | 1  | 15  | 0   |
| at Clemson        | 13-9  | 1-3    | 0-2      | 0-0    | 0-0     | 0     | 0 | 0  | 0   | 1   | 1  | 10  | 2   |
| Florida State     | 14-9  | 0-0    | 0-0      | 0-0    | 0-0     | 0     | 0 | 0  | 0   | 0   | 1  | 9   | 0   |
| at VirginiaTech   | 15-9  | 1-3    | 1-2      | 0-0    | 0-0     | 0     | 1 | 0  | 0   | 0   | 0  | 3   | 3   |
| Boston College    | DNP   |        |          |        |         |       |   |    |     |     |    |     |     |
| NC State          | 16-9  | 0-1    | 0-1      | 0-0    | 0-0     | 0     | 0 | 1  | 0   | 0   | 0  | 4   | 0   |
| at Georgia Tech   | 17-9  | 1-1    | 0-0      | 0-0    | 0-0     | 0     | 1 | 0  | 0   | 0   | 2  | 6   | 2   |
| Clemson           | 18-9  | 1-3    | 0-1      | 0-0    | 0-0     | 0     | 0 | 0  | 0   | 0   | 3  | 11  | 2   |
| at Maryland       | 19-9  | 0-1    | 0-1      | 0-0    | 0-0     | 0     | 0 | 0  | 0   | 0   | 0  | 7   | 0   |
| Virginia Tech     | 20-9  | 1-3    | 1-3      | 2-2    | 0-0     | 0     | 2 | 0  | 0   | 0   | 2  | 9   | 5   |
| at North Carolina | 21-9  | 1-2    | 1-2      | 0-0    | 0-0     | 0     | 1 | 1  | 0   | 0   | 1  | 8   | 3   |
| at Miami          | 22-9  | 0-1    | 0-0      | 0-0    | 0-1     | 1     | 0 | 0  | 0   | 0   | 0  | 5   | 0   |
| Georgia Tech      | 23-9  | 2-3    | 0-0      | 0-0    | 0-1     | 1     | 0 | 0  | 0   | 0   | 0  | 12  | 4   |
| Duke              | 24-9  | 1-2    | 0-0      | 1-2    | 0-0     | 0     | 0 | 0  | 0   | 0   | 0  | 4   | 3   |
| at Boston College | 25-9  | 0-0    | 0-0      | 0-0    | 0-1     | 1     | 1 | 1  | 0   | 0   | 2  | 5   | 0   |
| at Florida State  | 26-9  | 0-2    | 0-0      | 0-0    | 0-0     | 0     | 0 | 1  | 0   | 0   | 2  | 5   | 0   |
| Maryland          | DNP   |        |          |        |         |       |   |    |     |     |    |     |     |
| vs. NC State      | 27-9  | 1-1    | 0-0      | 0-0    | 0-0     | 0     | 0 | 0  | 0   | 0   | 2  | 2   | 2   |
| vs. Norfolk State | 28-9  | 2-2    | 2-2      | 1-2    | 0-1     | 1     | 0 | 0  | 0   | 0   | 0  | 11  | 7   |
| vs. St. John's    | 29-9  | 1-2    | 1-2      | 2-2    | 0-0     | 0     | 1 | 1  | 0   | 0   | 3  | 13  | 5   |

## SINGLE GAME BESTS

### POINTS

Season: 13 vs. North Texas (11/20/12)  
 Career: 13 vs. North Texas (11/20/12)  
 ACC: 6 vs. North Carolina (1/6/13)

### REBOUNDS

Season: 4 vs. Old Dominion (12/22/12)  
 Career: 4 vs. Old Dominion (12/22/12)  
 ACC: 2 vs. North Carolina (1/6/13)

### FG MADE

Season: 3 vs. North Texas (11/20/12)  
 Career: 3 vs. North Texas (11/20/12)  
 ACC: 2, 2x last vs. Georgia Tech (2/24/13)

### FG ATTEMPTS

Season: 6 vs. North Texas (11/20/12)  
 Career: 6 vs. North Texas (11/20/12)  
 ACC: 4 vs. North Carolina (1/6/13)

### 3 PT FG MADE

Season: 2, 3x last vs. Norfolk State (3/19/13)  
 Career: 2, 3x last vs. Norfolk State (3/19/13)  
 ACC: 2 vs. North Carolina (1/6/13)

### 3 PT FG ATTEMPTS

Season: 3 vs. Virginia Tech (2/12/13)  
 Career: 3 vs. Virginia Tech (2/12/13)  
 ACC: 3 vs. Virginia Tech (2/12/13)

### FT MADE

Season: 6 vs. North Texas (11/20/12)  
 Career: 6 vs. North Texas (11/20/12)  
 ACC: 2 vs. Virginia Tech (2/12/13)

### FT ATTEMPTS

Season: 7 vs. North Texas (11/20/12)  
 Career: 7 vs. North Texas (11/20/12)  
 ACC: 2, 2x last vs. Duke (2/28/13)

### ASSISTS

Season: 4 vs. North Texas (11/20/12)  
 Career: 4 vs. North Texas (11/20/12)  
 ACC: 2 vs. Virginia Tech (2/12/13)

### TURNOVERS

Season: 4 at Wisconsin (11/28/12)  
 Career: 4 at Wisconsin (11/28/12)  
 ACC: 3 vs. North Carolina (1/6/13)

### BLOCKS

Season: 1, 2x last at Wisconsin (11/28/12)  
 Career: 1, 2x last at Wisconsin (11/28/12)  
 ACC: --

### STEALS

Season: 3 vs. Morgan State (12/19/12)  
 Career: 3 vs. Morgan State (12/19/12)  
 ACC: 2 at Wake Forest (1/9/13)

### MINUTES

Season: 31 vs. North Texas (11/20/12)  
 Career: 31 vs. North Texas (11/20/12)  
 ACC: 20 vs. North Carolina (1/6/13)


## CAREER STATISTICS

| Year    | G-GS | Min-Avg. | FG-FGA | Pct. | 3FG-3FGA | Pct. | FT-FTA | Pct. | Off-Def. | Reb-Avg. | PF-DQ | Ast | TO | Blk | Stl | Pts-Avg |
|---------|------|----------|--------|------|----------|------|--------|------|----------|----------|-------|-----|----|-----|-----|---------|
| 2012-13 | 29-9 | 396-13.7 | 26-69  | .377 | 11-29    | .379 | 22-27  | .815 | 1-20     | 21-0.7   | 47-0  | 34  | 26 | 2   | 14  | 85-2.9  |
| ACC     | 16-1 | 133-8.3  | 11-30  | .367 | 5-14     | .357 | 3-4    | .750 | 0-6      | 6-0.4    | 15-0  | 8   | 5  | 0   | 5   | 30-1.9  |
| CAREER  | 29-9 | 396-13.7 | 26-69  | .377 | 11-29    | .379 | 22-27  | .815 | 1-20     | 21-0.7   | 47-0  | 34  | 26 | 2   | 14  | 85-2.9  |
| ACC     | 16-1 | 133-8.3  | 11-30  | .367 | 5-14     | .357 | 3-4    | .750 | 0-6      | 6-0.4    | 15-0  | 8   | 5  | 0   | 5   | 30-1.9  |



# MIKE TOBEY

# #10



Freshman • Forward/Center • 6-11 • 227 • Monroe, N.Y. • Blair Academy

## 2012-13 SEASON:

- Missed five games from Feb. 7-19 with mononucleosis
- Tallied five points and one rebound as starter in collegiate debut at George Mason (11/9/12)
- Led Virginia scoring with a 17 points in 15 minutes vs. Seattle (11/17/12)
- Tallied five points and a season-high three blocks in 12 minutes vs. Mississippi Valley State (12/8/12)
- Registered a career-high 19 points (9-10 shooting) and six rebounds vs. Wofford (12/30/12)
- Led Virginia with 14 points and had a career-high seven rebounds at Wake Forest (1/9/13)
- Scored 10 points (5-5 from the field) with three rebounds at Virginia Tech (1/24/13)
- Tallied 13 points and tied a season high with seven rebounds vs. NC State (1/29/13)
- Recorded 12 points and tied a season high with seven rebounds at Florida State (3/7/13)
- Posted 13 points and six rebounds vs. Maryland (3/10/13)
- Made second career start vs. NC State (3/15/13)
- Scored 10 points vs. St. John's (3/24/13)

## 2012-13 GAME-BY-GAME:

| Opponent          | GP-GS | FG-FGA | 3FG-3FGA | FT-FTA | Off-Def | Total | A | TO | Blk | Stl | PF | Min | Pts |
|-------------------|-------|--------|----------|--------|---------|-------|---|----|-----|-----|----|-----|-----|
| at G. Mason       | 1-1   | 2-6    | 1-1      | 0-0    | 0-1     | 1     | 0 | 1  | 0   | 0   | 2  | 18  | 5   |
| Fairfield         | 2-1   | 3-8    | 0-1      | 0-0    | 1-2     | 3     | 0 | 0  | 0   | 0   | 1  | 16  | 6   |
| Delaware          | 3-1   | 0-2    | 0-0      | 0-0    | 0-1     | 1     | 0 | 1  | 1   | 0   | 0  | 5   | 0   |
| Seattle           | 4-1   | 5-8    | 0-0      | 7-8    | 0-4     | 4     | 1 | 2  | 0   | 0   | 0  | 15  | 17  |
| Lamar             | 5-1   | 3-8    | 0-1      | 0-0    | 0-1     | 1     | 0 | 2  | 1   | 0   | 2  | 17  | 6   |
| North Texas       | 6-1   | 2-2    | 0-0      | 1-2    | 0-0     | 0     | 1 | 0  | 0   | 0   | 0  | 9   | 5   |
| at Wisconsin      | 7-1   | 0-1    | 0-0      | 0-0    | 0-0     | 0     | 0 | 0  | 0   | 0   | 1  | 4   | 0   |
| Green Bay         | 8-1   | 1-3    | 0-0      | 1-1    | 1-0     | 1     | 1 | 1  | 0   | 0   | 1  | 8   | 3   |
| Tennessee         | 9-1   | 1-4    | 0-0      | 0-0    | 0-2     | 2     | 0 | 1  | 1   | 0   | 2  | 8   | 2   |
| Miss. Valley St.  | 10-1  | 2-4    | 0-0      | 1-1    | 1-2     | 3     | 0 | 1  | 3   | 0   | 0  | 12  | 5   |
| Morgan State      | 11-1  | 2-5    | 0-0      | 2-2    | 2-1     | 3     | 1 | 1  | 0   | 1   | 0  | 10  | 6   |
| vs. Old Dominion  | 12-1  | 3-3    | 0-0      | 0-1    | 0-0     | 0     | 1 | 1  | 1   | 0   | 1  | 9   | 6   |
| Wofford           | 13-1  | 9-10   | 1-1      | 0-0    | 1-5     | 6     | 1 | 1  | 1   | 0   | 1  | 27  | 19  |
| North Carolina    | 14-1  | 1-5    | 0-0      | 0-0    | 1-2     | 3     | 0 | 3  | 1   | 0   | 0  | 14  | 2   |
| at Wake Forest    | 15-1  | 6-9    | 0-0      | 2-2    | 4-3     | 7     | 0 | 0  | 0   | 0   | 1  | 21  | 14  |
| at Clemson        | 16-1  | 3-9    | 0-0      | 0-0    | 1-1     | 2     | 1 | 0  | 0   | 0   | 2  | 15  | 6   |
| Florida State     | 17-1  | 1-2    | 0-0      | 0-0    | 0-1     | 1     | 0 | 0  | 0   | 0   | 2  | 13  | 2   |
| at Virginia Tech  | 18-1  | 5-5    | 0-0      | 0-0    | 1-2     | 3     | 1 | 0  | 0   | 0   | 2  | 15  | 10  |
| Boston College    | 19-1  | 4-7    | 0-0      | 0-0    | 2-1     | 3     | 0 | 2  | 1   | 0   | 2  | 18  | 8   |
| NC State          | 20-1  | 6-10   | 0-0      | 1-1    | 3-4     | 7     | 1 | 0  | 2   | 1   | 4  | 20  | 13  |
| at Georgia Tech   | 21-1  | 0-0    | 0-0      | 1-2    | 0-2     | 2     | 1 | 1  | 0   | 0   | 3  | 9   | 1   |
| Clemson           | DNP   |        |          |        |         |       |   |    |     |     |    |     |     |
| at Maryland       | DNP   |        |          |        |         |       |   |    |     |     |    |     |     |
| Virginia Tech     | DNP   |        |          |        |         |       |   |    |     |     |    |     |     |
| at North Carolina | DNP   |        |          |        |         |       |   |    |     |     |    |     |     |
| at Miami          | DNP   |        |          |        |         |       |   |    |     |     |    |     |     |
| Georgia Tech      | 22-1  | 3-7    | 1-1      | 0-0    | 3-1     | 4     | 0 | 0  | 0   | 0   | 2  | 15  | 7   |
| Duke              | 23-1  | 0-1    | 0-0      | 0-0    | 0-1     | 1     | 0 | 0  | 0   | 0   | 2  | 5   | 0   |
| at Boston College | 24-1  | 0-1    | 0-0      | 0-0    | 0-0     | 0     | 0 | 0  | 0   | 0   | 2  | 4   | 0   |
| at Florida State  | 25-1  | 6-9    | 0-0      | 0-0    | 5-2     | 7     | 0 | 0  | 1   | 0   | 3  | 17  | 12  |
| Maryland          | 26-1  | 5-8    | 0-0      | 3-4    | 2-4     | 6     | 1 | 1  | 1   | 0   | 2  | 26  | 13  |
| vs. NC State      | 27-2  | 3-9    | 0-0      | 0-0    | 0-3     | 3     | 0 | 1  | 0   | 0   | 1  | 19  | 6   |
| vs. Norfolk State | 28-2  | 1-2    | 0-0      | 3-4    | 1-2     | 3     | 0 | 0  | 0   | 0   | 0  | 10  | 5   |
| vs. St John's     | 29-2  | 5-6    | 0-0      | 0-0    | 1-2     | 3     | 1 | 0  | 1   | 1   | 1  | 15  | 10  |

## CAREER STATISTICS

| Year    | G-GS | Min-Avg. | FG-FGA | Pct. | 3FG-3FGA | Pct.  | FT-FTA | Pct. | Off-Def. | Reb-Avg. | PF-DQ | Ast | TO | Blk | Stl | Pts-Avg |
|---------|------|----------|--------|------|----------|-------|--------|------|----------|----------|-------|-----|----|-----|-----|---------|
| 2012-13 | 29-2 | 394-13.6 | 82-154 | .532 | 3-5      | .600  | 22-28  | .786 | 30-50    | 80-2.8   | 40-0  | 12  | 20 | 15  | 2   | 189-6.5 |
| ACC     | 13-0 | 192-14.8 | 40-73  | .548 | 1-1      | 1.000 | 7-9    | .778 | 22-24    | 46-3.5   | 27-0  | 5   | 7  | 6   | 1   | 88-6.8  |
| CAREER  | 29-2 | 394-13.6 | 82-154 | .532 | 3-5      | .600  | 22-28  | .786 | 30-50    | 80-2.8   | 40-0  | 12  | 20 | 15  | 2   | 189-6.5 |
| ACC     | 13-0 | 192-14.8 | 40-73  | .548 | 1-1      | 1.000 | 7-9    | .778 | 22-24    | 46-3.5   | 27-0  | 5   | 7  | 6   | 1   | 88-6.8  |

## SINGLE GAME BESTS

### POINTS

Season: 19 vs. Wofford (12/30/12)  
 Career: 19 vs. Wofford (12/30/12)  
 ACC: 14 at Wake Forest (1/9/13)

### REBOUNDS

Season: 7, 3x last at Florida State (3/7/13)  
 Career: 7, 3x last at Florida State (3/7/13)  
 ACC: 7, 3x last at Florida State (3/7/13)

### FG MADE

Season: 9 vs. Wofford (12/30/12)  
 Career: 9 vs. Wofford (12/30/12)  
 ACC: 6, 3x last at Florida State (3/7/13)

### FG ATTEMPTS

Season: 10, 2x last vs. NC State (1/29/13)  
 Career: 10, 2x last vs. NC State (1/29/13)  
 ACC: 10 vs. NC State (1/24/13)

### 3 PT FG MADE

Season: 1, 3x last vs. Georgia Tech (2/24/13)  
 Career: 1, 3x last vs. Georgia Tech (2/24/13)  
 ACC: 1 vs. Georgia Tech (2/24/13)

### 3 PT FG ATTEMPTS

Season: 1, 5x last vs. Georgia Tech (2/24/13)  
 Career: 1, 5x last vs. Georgia Tech (2/24/13)  
 ACC: 1 vs. Georgia Tech (2/24/13)

### FT MADE

Season: 7 vs. Seattle (11/17/12)  
 Career: 7 vs. Seattle (11/17/12)  
 ACC: 3 vs. Maryland (3/10/13)

### FT ATTEMPTS

Season: 8 vs. Seattle (11/17/12)  
 Career: 8 vs. Seattle (11/17/12)  
 ACC: 4 vs. Maryland (3/10/13)

### ASSISTS

Season: 1, 10x last vs. Maryland (3/10/13)  
 Career: 1, 10x last vs. Maryland (3/10/13)  
 ACC: 1, 5x last vs. Maryland (3/10/13)

### TURNOVERS

Season: 3 vs. North Carolina (1/6/13)  
 Career: 3 vs. North Carolina (1/6/13)  
 ACC: 3 vs. North Carolina (1/6/13)

### BLOCKS

Season: 3 vs. Mississippi Valley State (12/8/12)  
 Career: 3 vs. Mississippi Valley State (12/8/12)  
 ACC: 2 vs. NC State (1/24/13)

### STEALS

Season: 1, 2x last vs. NC State (1/29/13)  
 Career: 1, 2x last vs. NC State (1/29/13)  
 ACC: 1 vs. NC State (1/29/13)

### MINUTES

Season: 27 vs. Wofford (12/30/12)  
 Career: 27 vs. Wofford (12/30/12)  
 ACC: 26 vs. Maryland (3/10/13)

# EVAN NOLTE

# #11



Freshman • Forward • 6-8 • 207 • Milton, Ga. • Milton

## 2012-13 SEASON:

- Has played in every game, including eight starts
- Tallied six points on a pair of three-pointers in collegiate debut at George Mason (11/9/12)
- Recorded 11 points and three steals in 28 minutes off the bench vs. Fairfield (11/12/12)
- Had three steals vs. Fairfield (11/12/12), Delaware (11/13/12) and Lamar (11/19/12)
- Scored 10 points vs. Seattle (11/17/12)
- Registered 13 points on 5-5 shooting, including 3-3 from 3-point range, vs. North Texas (11/20/12)
- Recorded 15 points, including 3-5 from 3-point range, vs. Old Dominion (12/22/12)
- Tallied seven points and a season-high six rebounds vs. Wofford (12/30/12)
- Scored nine points on 3-pointers in ACC debut vs. North Carolina (1/6/13)
- Had a career-high seven rebounds in his first ACC start vs. Florida State (1/19/13)
- Established career highs in points (18), 3-pointers (5) and steals (4) at Virginia Tech (1/24/13)
- Tallied nine points and five rebounds vs. Clemson (2/7/13)
- Had eight points and five rebounds at Maryland (2/10/13)

## 2012-13 GAME-BY-GAME:

| Opponent          | GP-GS | FG-FGA | 3FG-3FGA | FT-FTA | Off-Def | Total | A | TO | Blk | Stl | PF | Min | Pts |
|-------------------|-------|--------|----------|--------|---------|-------|---|----|-----|-----|----|-----|-----|
| at G. Mason       | 1-0   | 2-6    | 2-4      | 0-0    | 1-1     | 2     | 3 | 2  | 0   | 0   | 4  | 17  | 6   |
| Fairfield         | 2-0   | 4-6    | 1-2      | 2-2    | 0-1     | 1     | 2 | 1  | 0   | 3   | 0  | 28  | 11  |
| Delaware          | 3-1   | 1-8    | 1-5      | 0-0    | 1-0     | 1     | 0 | 1  | 0   | 3   | 1  | 24  | 3   |
| Seattle           | 4-2   | 4-7    | 2-3      | 0-0    | 1-0     | 1     | 3 | 1  | 0   | 1   | 1  | 22  | 10  |
| Lamar             | 5-3   | 1-4    | 0-2      | 0-0    | 0-0     | 0     | 1 | 0  | 0   | 3   | 3  | 22  | 2   |
| North Texas       | 6-3   | 5-5    | 3-3      | 0-0    | 0-4     | 4     | 3 | 3  | 0   | 1   | 2  | 29  | 13  |
| at Wisconsin      | 7-3   | 2-2    | 2-2      | 2-2    | 0-3     | 3     | 1 | 1  | 1   | 0   | 2  | 19  | 8   |
| Green Bay         | 8-3   | 0-1    | 0-1      | 2-2    | 0-2     | 2     | 2 | 0  | 0   | 0   | 2  | 15  | 2   |
| Tennessee         | 9-3   | 0-1    | 0-1      | 2-2    | 0-2     | 2     | 0 | 1  | 2   | 0   | 1  | 10  | 2   |
| Miss. Valley St.  | 10-3  | 1-1    | 0-0      | 0-0    | 1-3     | 4     | 1 | 0  | 1   | 1   | 2  | 18  | 2   |
| Morgan State      | 11-3  | 2-5    | 0-2      | 1-1    | 1-0     | 1     | 1 | 1  | 0   | 0   | 3  | 14  | 5   |
| vs. Old Dominion  | 12-3  | 4-7    | 3-5      | 4-5    | 1-2     | 3     | 0 | 0  | 1   | 0   | 3  | 23  | 15  |
| Wofford           | 13-3  | 3-6    | 1-3      | 0-0    | 1-5     | 6     | 2 | 0  | 0   | 0   | 3  | 22  | 7   |
| North Carolina    | 14-3  | 3-5    | 3-5      | 0-0    | 0-1     | 1     | 2 | 0  | 1   | 1   | 2  | 23  | 9   |
| at Wake Forest    | 15-3  | 1-7    | 1-7      | 3-4    | 0-3     | 3     | 0 | 1  | 1   | 1   | 3  | 20  | 6   |
| at Clemson        | 16-3  | 2-4    | 2-3      | 0-0    | 1-0     | 1     | 0 | 0  | 0   | 0   | 2  | 24  | 6   |
| Florida State     | 17-4  | 1-6    | 0-2      | 0-0    | 1-6     | 7     | 1 | 2  | 1   | 0   | 2  | 30  | 2   |
| at Virginia Tech  | 18-5  | 6-12   | 5-9      | 1-2    | 0-2     | 2     | 2 | 1  | 2   | 4   | 1  | 34  | 18  |
| Boston College    | 19-6  | 4-5    | 1-2      | 0-0    | 2-0     | 2     | 0 | 0  | 1   | 0   | 4  | 11  | 9   |
| NC State          | 20-7  | 1-5    | 1-4      | 0-0    | 0-1     | 1     | 0 | 1  | 0   | 1   | 3  | 13  | 3   |
| at Georgia Tech   | 21-8  | 2-9    | 2-8      | 0-0    | 1-3     | 4     | 0 | 0  | 0   | 0   | 4  | 24  | 6   |
| Clemson           | 22-8  | 3-4    | 3-4      | 0-0    | 0-5     | 5     | 2 | 0  | 2   | 1   | 5  | 22  | 9   |
| at Maryland       | 23-8  | 3-7    | 2-5      | 0-0    | 1-4     | 5     | 3 | 1  | 0   | 0   | 4  | 22  | 8   |
| Virginia Tech     | 24-8  | 1-3    | 1-3      | 2-2    | 1-3     | 4     | 0 | 0  | 0   | 0   | 1  | 26  | 5   |
| at North Carolina | 25-8  | 2-5    | 2-5      | 0-0    | 0-2     | 2     | 0 | 0  | 0   | 1   | 3  | 26  | 6   |
| at Miami          | 26-8  | 2-5    | 1-4      | 1-2    | 0-1     | 1     | 1 | 0  | 1   | 2   | 3  | 22  | 6   |
| Georgia Tech      | 27-8  | 1-3    | 0-2      | 0-0    | 0-1     | 1     | 0 | 0  | 1   | 1   | 2  | 20  | 2   |
| Duke              | 28-8  | 0-1    | 0-1      | 2-3    | 1-0     | 1     | 1 | 2  | 0   | 0   | 1  | 16  | 2   |
| at Boston College | 29-8  | 1-4    | 1-3      | 0-0    | 1-1     | 2     | 1 | 0  | 0   | 0   | 2  | 21  | 3   |
| at Florida State  | 30-8  | 0-2    | 0-1      | 0-0    | 2-0     | 2     | 0 | 0  | 0   | 0   | 0  | 10  | 0   |
| Maryland          | 31-8  | 0-2    | 0-1      | 0-0    | 0-0     | 0     | 0 | 1  | 0   | 1   | 0  | 4   | 0   |
| vs. NC State      | 32-8  | 2-3    | 1-2      | 0-0    | 0-0     | 0     | 0 | 0  | 0   | 0   | 2  | 10  | 5   |
| vs. Norfolk State | 33-8  | 1-3    | 1-2      | 4-6    | 1-4     | 5     | 2 | 0  | 1   | 1   | 5  | 24  | 7   |
| vs. St. John's    | 34-8  | 0-2    | 0-1      | 0-0    | 1-3     | 4     | 0 | 1  | 0   | 1   | 2  | 18  | 0   |

## CAREER STATISTICS

| Year    | G-GS | Min-Avg. | FG-FGA | Pct. | 3FG-3FGA | Pct. | FT-FTA | Pct. | Off-Def. | Reb-Avg. | PF-DQ | Ast | TO | Blk | Stl | Pts-Avg |
|---------|------|----------|--------|------|----------|------|--------|------|----------|----------|-------|-----|----|-----|-----|---------|
| 2012-13 | 34-8 | 683-20.1 | 65-156 | .417 | 42-107   | .393 | 26-33  | .788 | 20-62    | 82-2.4   | 78-2  | 34  | 20 | 16  | 27  | 198-5.8 |
| ACC     | 18-5 | 368-20.4 | 33-89  | .371 | 25-69    | .362 | 9-13   | .692 | 11-33    | 44-2.6   | 42-1  | 13  | 9  | 10  | 13  | 100-5.6 |
| CAREER  | 34-8 | 683-20.1 | 65-156 | .417 | 42-107   | .393 | 26-33  | .788 | 20-62    | 82-2.4   | 78-2  | 34  | 20 | 16  | 27  | 198-5.8 |
| ACC     | 18-5 | 368-20.4 | 33-89  | .371 | 25-69    | .362 | 9-13   | .692 | 11-33    | 44-2.6   | 42-1  | 13  | 9  | 10  | 13  | 100-5.6 |

## SINGLE GAME BESTS

### POINTS

Season: 18 at Virginia Tech (1/24/13)  
 Career: 18 at Virginia Tech (1/24/13)  
 ACC: 18 at Virginia Tech (1/24/13)

### REBOUNDS

Season: 7 vs. Florida State (1/19/13)  
 Career: 7 vs. Florida State (1/19/13)  
 ACC: 7 vs. Florida State (1/19/13)

### FG MADE

Season: 6 at Virginia Tech (1/24/13)  
 Career: 6 at Virginia Tech (1/24/13)  
 ACC: 6 at Virginia Tech (1/24/13)

### FG ATTEMPTS

Season: 12 at Virginia Tech (1/24/13)  
 Career: 12 at Virginia Tech (1/24/13)  
 ACC: 12 at Virginia Tech (1/24/13)

### 3 PT FG MADE

Season: 5 at Virginia Tech (1/24/13)  
 Career: 5 at Virginia Tech (1/24/13)  
 ACC: 5 at Virginia Tech (1/24/13)

### 3 PT FG ATTEMPTS

Season: 9 at Virginia Tech (1/24/13)  
 Career: 9 at Virginia Tech (1/24/13)  
 ACC: 9 at Virginia Tech (1/24/13)

### FT MADE

Season: 4, 2x last vs. Norfolk State (3/19/13)  
 Career: 4, 2x last vs. Norfolk State (3/19/13)  
 ACC: 3 at Wake Forest (1/9/13)

### FT ATTEMPTS

Season: 6 vs. Norfolk State (3/19/13)  
 Career: 6 vs. Norfolk State (3/19/13)  
 ACC: 4, 2x last at Maryland (2/10/13)

### ASSISTS

Season: 3, 4x last at Maryland (2/10/13)  
 Career: 3, 4x last at Maryland (2/10/13)  
 ACC: 3 at Maryland (2/10/13)

### TURNOVERS

Season: 3 vs. North Texas (11/20/12)  
 Career: 3 vs. North Texas (11/20/12)  
 ACC: 2, 2x last vs. Duke (2/28/13)

### BLOCKS

Season: 2, 3x last vs. Clemson (2/7/13)  
 Career: 2, 3x last vs. Clemson (2/7/13)  
 ACC: 2, 2x last vs. Clemson (2/7/13)

### STEALS


Season: 4 at Virginia Tech (1/24/13)  
 Career: 4 at Virginia Tech (1/24/13)  
 ACC: 4 at Virginia Tech (1/24/13)

### MINUTES

Season: 34 at Virginia Tech (1/24/13)  
 Career: 34 at Virginia Tech (1/24/13)  
 ACC: 34 at Virginia Tech (1/24/13)

# JOE HARRIS

# #12



Junior • Guard • 6-6 • 211 • Chelan, Wash. • Chelan

## 2012-13 SEASON:

- Has led Virginia in scoring in 19 games
- Averaging a career-high 16.4 points per game
- Has scored in double figures in 30 of 34 games
- Tallied 19 points and eight rebounds at George Mason (11/9/12)
- Scored a team-high 20 points vs. Delaware (11/13/12)
- Led UVa with 17 points and had two blocked shots and three steals vs. Lamar (11/19/12)
- Scored 22 points and had five rebounds and five assists at Wisconsin (11/28/12)
- Scored 20 points and was 4-7 from three-point range vs. Green Bay (12/1/12)
- Had a career-high six assists vs. Mississippi Valley State (12/8/12)
- Led UVa with 19 points in ACC opener vs. North Carolina (1/6/13)
- Had a team-leading 17 points and tied a career-high with four steals vs. Florida State (1/19/13)
- Blocked a career-high three shots vs. Boston College (1/26/13)
- Scored 22 points vs. NC State (1/29/13)
- Scored a game-high 21 points vs. Clemson (2/7/13)
- Contributed 22 points at Maryland (2/10/13)
- Scored 26 points and tied a career high with five three-pointers vs. Virginia Tech (2/12/13)
- Scored 27 points, including four three-pointers at North Carolina (2/16/13)
- Tallied 16 points and seven rebounds at Miami (2/20/13)
- Contributed a career-high 36 points and seven rebounds vs. Duke (2/28/13)
- Named to the 2013 ACSMA All-ACC First Team
- Named to the 2013 USBWA District III Team
- Was a unanimous selection on the 2013 Coaches All-ACC Team

## 2012-13 GAME-BY-GAME:

| Opponent          | GP-GS | FG-FGA | 3FG-3FGA | FT-FTA | Off-Def | Total | A | TO | Blk | Stl | PF | Min | Pts |
|-------------------|-------|--------|----------|--------|---------|-------|---|----|-----|-----|----|-----|-----|
| at G. Mason       | 1-1   | 6-15   | 4-7      | 3-4    | 1-7     | 8     | 3 | 4  | 0   | 0   | 3  | 35  | 19  |
| Fairfield         | 2-2   | 5-11   | 0-0      | 5-6    | 2-5     | 7     | 3 | 1  | 1   | 1   | 2  | 34  | 15  |
| Delaware          | 3-3   | 7-19   | 3-9      | 3-4    | 2-2     | 4     | 1 | 3  | 0   | 0   | 5  | 38  | 20  |
| Seattle           | 4-4   | 2-5    | 1-2      | 2-3    | 0-1     | 1     | 0 | 2  | 0   | 0   | 3  | 20  | 7   |
| Lamar             | 5-5   | 7-11   | 3-5      | 0-0    | 0-5     | 5     | 2 | 0  | 2   | 3   | 1  | 25  | 17  |
| North Texas       | 6-6   | 3-6    | 3-4      | 3-4    | 0-2     | 2     | 2 | 1  | 1   | 0   | 3  | 21  | 12  |
| at Wisconsin      | 7-7   | 8-19   | 1-7      | 5-6    | 1-4     | 5     | 5 | 0  | 0   | 0   | 1  | 35  | 22  |
| Green Bay         | 8-8   | 8-14   | 4-7      | 0-0    | 0-2     | 2     | 2 | 3  | 0   | 0   | 1  | 35  | 20  |
| Tennessee         | 9-9   | 6-11   | 1-3      | 0-1    | 1-5     | 6     | 1 | 1  | 0   | 0   | 1  | 34  | 13  |
| Miss. Valley St.  | 10-10 | 0-4    | 0-2      | 3-4    | 0-3     | 3     | 6 | 1  | 1   | 0   | 1  | 27  | 3   |
| Morgan State      | 11-11 | 3-4    | 2-3      | 6-9    | 0-2     | 2     | 3 | 4  | 0   | 0   | 2  | 21  | 14  |
| vs. Old Dominion  | 12-12 | 6-15   | 4-9      | 2-2    | 0-3     | 3     | 2 | 2  | 1   | 0   | 1  | 33  | 18  |
| Wofford           | 13-13 | 6-7    | 2-2      | 3-4    | 0-4     | 4     | 3 | 3  | 0   | 2   | 1  | 25  | 15  |
| North Carolina    | 14-14 | 7-11   | 2-4      | 3-6    | 1-4     | 5     | 1 | 1  | 0   | 2   | 2  | 36  | 19  |
| at Wake Forest    | 15-15 | 5-14   | 2-3      | 1-1    | 2-2     | 4     | 2 | 4  | 1   | 1   | 4  | 34  | 13  |
| at Clemson        | 16-16 | 5-13   | 2-7      | 2-2    | 0-5     | 5     | 3 | 0  | 0   | 1   | 3  | 31  | 14  |
| Florida State     | 17-17 | 5-12   | 3-6      | 4-4    | 3-1     | 4     | 1 | 1  | 1   | 4   | 2  | 32  | 17  |
| at Virginia Tech  | 18-18 | 6-9    | 4-6      | 1-3    | 1-2     | 3     | 2 | 2  | 0   | 1   | 2  | 35  | 17  |
| Boston College    | 19-19 | 3-9    | 1-4      | 0-0    | 1-4     | 5     | 4 | 2  | 3   | 0   | 2  | 34  | 7   |
| NC State          | 20-20 | 7-15   | 3-8      | 5-6    | 1-3     | 4     | 1 | 0  | 0   | 0   | 3  | 31  | 22  |
| at Georgia Tech   | 21-21 | 6-14   | 4-9      | 2-4    | 4-2     | 6     | 4 | 6  | 1   | 1   | 4  | 37  | 18  |
| Clemson           | 22-22 | 7-10   | 2-4      | 5-6    | 1-3     | 4     | 2 | 1  | 0   | 1   | 2  | 27  | 21  |
| at Maryland       | 23-23 | 7-8    | 3-4      | 5-6    | 1-1     | 2     | 1 | 3  | 0   | 2   | 2  | 37  | 22  |
| Virginia Tech     | 24-24 | 7-12   | 5-7      | 7-7    | 0-4     | 4     | 1 | 1  | 1   | 0   | 2  | 32  | 26  |
| at North Carolina | 25-25 | 10-13  | 4-6      | 3-3    | 0-2     | 2     | 1 | 3  | 1   | 2   | 4  | 33  | 27  |
| at Miami          | 26-26 | 7-16   | 1-5      | 1-2    | 1-6     | 7     | 2 | 1  | 0   | 1   | 2  | 36  | 16  |
| Georgia Tech      | 27-27 | 4-10   | 0-5      | 7-8    | 1-2     | 3     | 1 | 1  | 0   | 0   | 1  | 31  | 15  |
| Duke              | 28-28 | 12-20  | 2-5      | 10-12  | 4-3     | 7     | 2 | 1  | 2   | 1   | 5  | 35  | 36  |
| at Boston College | 29-29 | 4-11   | 2-4      | 4-5    | 0-3     | 3     | 3 | 3  | 0   | 1   | 1  | 36  | 14  |
| at Florida State  | 30-30 | 5-15   | 1-6      | 2-2    | 0-1     | 1     | 1 | 1  | 0   | 2   | 3  | 32  | 13  |
| Maryland          | 31-31 | 4-18   | 2-7      | 5-8    | 1-4     | 5     | 1 | 1  | 1   | 1   | 2  | 40  | 15  |
| vs. NC State      | 32-32 | 4-13   | 2-9      | 3-5    | 1-3     | 4     | 3 | 5  | 0   | 1   | 2  | 35  | 13  |
| vs. Norfolk State | 33-33 | 4-7    | 2-5      | 2-5    | 0-6     | 6     | 2 | 4  | 0   | 2   | 4  | 36  | 12  |
| vs. St. John's    | 34-34 | 2-7    | 0-2      | 3-6    | 0-5     | 5     | 4 | 0  | 0   | 1   | 2  | 33  | 7   |

## CAREER STATISTICS

| Year    | G-GS  | Min-Avg.  | FG-FGA  | Pct. | 3FG-3FGA | Pct. | FT-FTA  | Pct. | Off-Def. | Reb-Avg. | PF-DQ | Ast | TO  | Blk | Stl | Pts-Avg   |
|---------|-------|-----------|---------|------|----------|------|---------|------|----------|----------|-------|-----|-----|-----|-----|-----------|
| 2010-11 | 31-25 | 910-29.4  | 107-256 | .418 | 65-156   | .417 | 44-58   | .759 | 35-100   | 135-4.4  | 69-2  | 39  | 49  | 11  | 27  | 323-10.4  |
| ACC     | 16-13 | 512-32.0  | 55-140  | .393 | 39-93    | .419 | 30-39   | .769 | 18-63    | 81-5.1   | 35-2  | 22  | 25  | 6   | 13  | 179-11.2  |
| 2011-12 | 32-31 | 969-30.3  | 121-274 | .442 | 49-129   | .380 | 71-92   | .772 | 29-95    | 124-3.9  | 68-2  | 55  | 46  | 12  | 23  | 362-11.3  |
| ACC     | 16-15 | 472-29.5  | 56-129  | .434 | 25-57    | .439 | 18-28   | .643 | 20-44    | 64-4.0   | 38-1  | 30  | 27  | 8   | 8   | 155-9.7   |
| 2012-13 | 34-34 | 1105-32.5 | 187-397 | .471 | 75-176   | .426 | 110-148 | .713 | 30-111   | 141-4.1  | 79-2  | 75  | 66  | 17  | 31  | 559-16.4  |
| ACC     | 18-18 | 618-34.3  | 111-230 | .483 | 43-100   | .430 | 67-85   | .788 | 22-52    | 74-4.1   | 46-1  | 33  | 32  | 11  | 21  | 332-18.4  |
| CAREER  | 97-90 | 2984-30.8 | 415-927 | .448 | 189-461  | .410 | 225-298 | .743 | 94-306   | 400-4.1  | 216-6 | 169 | 161 | 40  | 81  | 1244-12.8 |
| ACC     | 50-46 | 1602-32.0 | 222-499 | .445 | 107-250  | .428 | 115-152 | .757 | 60-159   | 219-4.4  | 119-4 | 85  | 84  | 25  | 42  | 666-13.3  |

## SINGLE GAME BESTS

### POINTS

Season: 36 vs. Duke (2/28/13)  
 Career: 36 vs. Duke (2/28/13)  
 ACC: 36 vs. Duke (2/28/13)

### REBOUNDS

Season: 8 at George Mason (11/9/12)  
 Career: 10 vs. Boston College (2/26/11)  
 ACC: 10 vs. Boston College (2/26/11)

### FG MADE

Season: 12 vs. Duke (2/28/13)  
 Career: 12 vs. Duke (2/28/13)  
 ACC: 12 vs. Duke (2/28/13)

### FG ATTEMPTS

Season: 20 vs. Duke (2/28/13)  
 Career: 20 vs. Duke (2/28/13)  
 ACC: 20 vs. Duke (2/28/13)

### 3 PT FG MADE

Season: 5 vs. Virginia Tech (2/12/13)  
 Career: 5, 3x last vs. Virginia Tech (2/12/13)  
 ACC: 5, 2x last vs. Virginia Tech (2/12/13)

### 3 PT FG ATTEMPTS

Season: 9, 3x last at Georgia Tech (2/3/13)  
 Career: 10 vs. Radford (12/7/10)  
 ACC: 9, 3x last at Georgia Tech (2/3/13)

### FT MADE

Season: 10 vs. Duke (2/28/13)  
 Career: 10 vs. Duke (2/28/13)  
 ACC: 10 vs. Duke (2/28/13)

### FT ATTEMPTS

Season: 12 vs. Duke (2/28/13)  
 Career: 12 vs. Duke (2/28/13)  
 ACC: 12 vs. Duke (2/28/13)

### ASSISTS

Season: 6 vs. Mississippi Valley State (12/8/12)  
 Career: 6 vs. Mississippi Valley State (12/8/12)  
 ACC: 5 vs. Florida State (3/1/12)

### TURNOVERS

Season: 6 at Georgia Tech (2/3/13)  
 Career: 6 at Georgia Tech (2/3/13)  
 ACC: 6 at Georgia Tech (2/3/13)

### BLOCKS

Season: 3 vs. Boston College (1/26/13)  
 Career: 3, 2x last vs. Boston College (1/26/13)  
 ACC: 3, 2x last vs. Boston College (1/26/13)

### STEALS


Season: 3 vs. Lamar (11/19/12)  
 Career: 4, 2x last vs. Florida State (1/19/13)  
 ACC: 4 vs. Florida State (1/19/13)

### MINUTES

Season: 40 vs. Maryland (3/10/13)  
 Career: 41 at Miami (2/5/11)  
 ACC: 41 at Miami (2/5/11)

# JUSTIN ANDERSON

# #23



Freshman • Guard • 6-6 • 226 • Montross, Va. • Montrose Christian

## 2012-13 SEASON:

- Has played in all 34 games and has started the last 13 games
- Tallied four points, three rebounds and three assists as starter in collegiate debut at George Mason (11/9/12)
- Contributed 11 points vs. Seattle (11/17/12)
- Had six points, three rebounds and two assists vs. Lamar (11/19/12)
- Scored 14 points and added four rebounds, four assists and three steals vs. North Texas (11/20/12)
- Recorded 15 points and nine rebounds vs. Mississippi Valley State (12/8/12)
- Scored five points and grabbed eight rebounds at Wake Forest (1/9/13)
- Sank a career-high two 3-pointers and had a career-high three blocked shots vs. Florida State (1/19/13)
- Tallied 11 points and had a career-high six assists and three steals at Virginia Tech (1/24/13)
- Scored 16 points vs. Boston College (1/26/13)
- Recorded 10 points, four assists and three rebounds at Georgia Tech (2/3/13)
- Had 14 points and three steals in start vs. Clemson (2/7/13)
- Recorded career-highs in points (17), rebounds (9), and minutes (35) at Maryland (2/10/13)
- Named ACC Rookie of the Week on Feb. 11
- Contributed seven points and had three blocked shots at Miami (2/20/13)
- Scored 11 points and had four assists vs. Georgia Tech (2/24/13)
- Had eight points and a career-high five blocked shots vs. Maryland (3/10/13)
- Tallied 15 points, five rebounds, and four assists vs. Norfolk State (3/19/13)
- Recorded a career-high 18 points along with three blocks and four assists vs. St. John's (3/24/13)

## 2012-13 GAME-BY-GAME:

| Opponent          | GP-GS | FG-FGA | 3FG-3FGA | FT-FTA | Off-Def | Total | A | TO | Blk | Stl | PF | Min | Pts |
|-------------------|-------|--------|----------|--------|---------|-------|---|----|-----|-----|----|-----|-----|
| at G. Mason       | 1-1   | 1-5    | 0-3      | 2-5    | 2-1     | 3     | 3 | 1  | 0   | 1   | 3  | 27  | 4   |
| Fairfield         | 2-1   | 1-5    | 0-2      | 2-4    | 2-3     | 5     | 4 | 1  | 1   | 0   | 1  | 27  | 4   |
| Delaware          | 3-2   | 1-3    | 0-1      | 0-0    | 1-0     | 1     | 2 | 4  | 1   | 2   | 3  | 30  | 2   |
| Seattle           | 4-3   | 4-5    | 0-1      | 3-3    | 0-2     | 2     | 4 | 3  | 2   | 1   | 0  | 21  | 11  |
| Lamar             | 5-3   | 2-6    | 0-1      | 2-2    | 0-3     | 3     | 2 | 2  | 1   | 1   | 0  | 20  | 6   |
| North Texas       | 6-3   | 4-10   | 0-1      | 6-8    | 3-1     | 4     | 4 | 0  | 1   | 3   | 2  | 23  | 14  |
| at Wisconsin      | 7-3   | 1-2    | 1-2      | 0-0    | 0-4     | 4     | 0 | 0  | 0   | 0   | 0  | 9   | 3   |
| Green Bay         | 8-3   | 2-5    | 1-2      | 0-0    | 1-0     | 1     | 0 | 0  | 0   | 0   | 0  | 12  | 5   |
| Tennessee         | 9-3   | 0-2    | 0-1      | 0-0    | 0-0     | 0     | 1 | 0  | 1   | 0   | 0  | 11  | 0   |
| Miss. Valley St.  | 10-3  | 6-11   | 1-3      | 2-2    | 1-8     | 9     | 2 | 0  | 2   | 2   | 1  | 27  | 15  |
| Morgan State      | 11-3  | 1-5    | 1-2      | 2-2    | 0-2     | 2     | 1 | 1  | 1   | 0   | 0  | 22  | 5   |
| vs. Old Dominion  | 12-3  | 0-1    | 0-0      | 0-0    | 1-1     | 2     | 2 | 0  | 1   | 0   | 1  | 11  | 0   |
| Wofford           | 13-3  | 3-7    | 0-3      | 0-0    | 1-1     | 2     | 3 | 1  | 0   | 2   | 1  | 25  | 6   |
| North Carolina    | 14-3  | 0-2    | 0-1      | 1-2    | 1-3     | 4     | 2 | 0  | 2   | 0   | 0  | 19  | 1   |
| at Wake Forest    | 15-3  | 2-5    | 0-0      | 1-2    | 4-4     | 8     | 2 | 1  | 0   | 0   | 3  | 17  | 5   |
| at Clemson        | 16-3  | 0-4    | 0-1      | 0-0    | 1-1     | 2     | 0 | 2  | 0   | 0   | 2  | 14  | 0   |
| Florida State     | 17-3  | 3-5    | 2-3      | 0-0    | 1-2     | 3     | 1 | 2  | 3   | 1   | 1  | 21  | 8   |
| at Virginia Tech  | 18-3  | 3-6    | 1-3      | 4-4    | 2-0     | 2     | 6 | 1  | 0   | 3   | 0  | 24  | 11  |
| Boston College    | 19-3  | 7-9    | 0-1      | 2-2    | 0-2     | 2     | 2 | 1  | 0   | 0   | 0  | 25  | 16  |
| NC State          | 20-3  | 1-3    | 0-0      | 0-0    | 0-2     | 2     | 1 | 0  | 1   | 1   | 3  | 18  | 2   |
| at Georgia Tech   | 21-3  | 3-8    | 1-1      | 3-4    | 2-1     | 3     | 4 | 1  | 1   | 0   | 3  | 25  | 10  |
| Clemson           | 22-4  | 6-9    | 1-4      | 1-2    | 0-1     | 1     | 2 | 1  | 1   | 3   | 1  | 24  | 14  |
| at Maryland       | 23-5  | 5-14   | 1-3      | 6-6    | 1-8     | 9     | 3 | 2  | 1   | 0   | 1  | 35  | 17  |
| Virginia Tech     | 24-6  | 0-4    | 0-1      | 4-4    | 0-3     | 3     | 1 | 2  | 0   | 0   | 3  | 28  | 4   |
| at North Carolina | 25-7  | 4-9    | 0-1      | 0-2    | 0-2     | 2     | 5 | 1  | 1   | 0   | 1  | 32  | 8   |
| at Miami          | 26-8  | 3-8    | 1-2      | 0-0    | 1-0     | 1     | 1 | 1  | 3   | 0   | 3  | 28  | 7   |
| Georgia Tech      | 27-9  | 4-9    | 1-2      | 2-2    | 0-2     | 2     | 4 | 3  | 1   | 2   | 0  | 22  | 11  |
| Duke              | 28-10 | 1-2    | 0-0      | 0-0    | 1-4     | 5     | 2 | 0  | 2   | 1   | 3  | 30  | 2   |
| at Boston College | 29-11 | 1-5    | 0-2      | 1-2    | 1-4     | 5     | 1 | 1  | 0   | 0   | 3  | 32  | 3   |
| at Florida State  | 30-12 | 2-3    | 0-1      | 0-0    | 0-2     | 2     | 1 | 0  | 0   | 1   | 0  | 22  | 4   |
| Maryland          | 31-13 | 3-5    | 1-3      | 1-2    | 1-5     | 6     | 3 | 1  | 5   | 1   | 2  | 37  | 8   |
| vs. NC State      | 32-14 | 1-5    | 1-4      | 0-2    | 0-3     | 3     | 2 | 2  | 1   | 1   | 2  | 26  | 3   |
| vs. Norfolk State | 33-15 | 4-8    | 0-1      | 7-9    | 2-3     | 5     | 4 | 3  | 1   | 1   | 3  | 30  | 15  |
| vs. St. John's    | 34-16 | 4-8    | 1-2      | 9-10   | 1-1     | 2     | 4 | 1  | 3   | 0   | 1  | 32  | 18  |

## CAREER STATISTICS

| Year    | G-GS  | Min-Avg. | FG-FGA | Pct. | 3FG-3FGA | Pct. | FT-FTA | Pct. | Off-Def. | Reb-Avg. | PF-DQ | Ast | TO | Blk | Stl | Pts-Avg |
|---------|-------|----------|--------|------|----------|------|--------|------|----------|----------|-------|-----|----|-----|-----|---------|
| 2012-13 | 34-16 | 806-23.7 | 83-198 | .419 | 15-58    | .259 | 61-81  | .753 | 31-79    | 110-3.2  | 47-0  | 79  | 39 | 37  | 27  | 242-7.1 |
| ACC     | 18-10 | 453-25.2 | 48-110 | .436 | 9-29     | .310 | 26-34  | .765 | 16-46    | 62-3.4   | 29-0  | 41  | 20 | 21  | 13  | 131-7.3 |
| CAREER  | 34-16 | 806-23.7 | 83-198 | .419 | 15-58    | .259 | 61-81  | .753 | 31-79    | 110-3.2  | 47-0  | 79  | 39 | 37  | 27  | 242-7.1 |
| ACC     | 18-10 | 453-25.2 | 48-110 | .436 | 9-29     | .310 | 26-34  | .765 | 16-46    | 62-3.4   | 29-0  | 41  | 20 | 21  | 13  | 131-7.3 |

## SINGLE GAME BESTS

### POINTS

Season: 18 vs. St. John's (3/24/13)  
 Career: 18 vs. St. John's (3/24/13)  
 ACC: 17 at Maryland (2/10/13)

### REBOUNDS

Season: 9, 2x last at Maryland (2/10/13)  
 Career: 9, 2x last at Maryland (2/10/13)  
 ACC: 9 at Maryland (2/10/13)

### FG MADE

Season: 7 vs. Boston College (1/26/13)  
 Career: 7 vs. Boston College (1/26/13)  
 ACC: 7 vs. Boston College (1/26/13)

### FG ATTEMPTS

Season: 14 at Maryland (2/10/13)  
 Career: 14 at Maryland (2/10/13)  
 ACC: 14 at Maryland (2/10/13)

### 3 PT FG MADE

Season: 2 vs. Florida State (1/19/13)  
 Career: 2 vs. Florida State (1/19/13)  
 ACC: 2 vs. Florida State (1/19/13)

### 3 PT FG ATTEMPTS

Season: 4 vs. Clemson (2/7/13)  
 Career: 4 vs. Clemson (2/7/13)  
 ACC: 4 vs. Clemson (2/7/13)

### FT MADE

Season: 9 vs. St. John's (3/24/13)  
 Career: 9 vs. St. John's (3/24/13)  
 ACC: 6 at Maryland (2/10/13)

### FT ATTEMPTS

Season: 10 vs. St. John's (3/24/13)  
 Career: 10 vs. St. John's (3/24/13)  
 ACC: 6 at Maryland (2/10/13)

### ASSISTS

Season: 6 at Virginia Tech (1/24/13)  
 Career: 6 at Virginia Tech (1/24/13)  
 ACC: 6 at Virginia Tech (1/24/13)

### TURNOVERS

Season: 4 vs. Delaware (11/12/12)  
 Career: 4 vs. Delaware (11/12/12)  
 ACC: 3 vs. Georgia Tech (2/24/13)

### BLOCKS

Season: 5 vs. Maryland (3/10/13)  
 Career: 5 vs. Maryland (3/10/13)  
 ACC: 5 vs. Maryland (3/10/13)

### STEALS

Season: 3, 3x last vs. Clemson (2/7/13)  
 Career: 3, 3x last vs. Clemson (2/7/13)  
 ACC: 3, 2x last vs. Clemson (2/7/13)

### MINUTES

Season: 37 vs. Maryland (3/10/13)  
 Career: 37 vs. Maryland (3/10/13)  
 ACC: 37 vs. Maryland (3/10/13)



# CAID KIRVEN

# #24



Freshman • Forward • 6-8 • 217 • Raleigh, N.C. • Woodberry Forest

## 2012-13 SEASON:

- Made his collegiate debut vs. Mississippi Valley State (12/8/12)
- Played two minutes vs. Wofford (12/30/12)
- Made his ACC debut vs. Florida State (1/19/13)
- Played five minutes vs. Clemson (2/7/13)
- Played two minutes vs. Virginia Tech (2/12/13)
- Played one minute vs. St. John's (3/24/13)

## SINGLE GAME BESTS

### POINTS

Season: --  
 Career: --  
 ACC: --

### REBOUNDS

Season: 2 vs. Clemson (2/7/13)  
 Career: 2 vs. Clemson (2/7/13)  
 ACC: 2 vs. Clemson (2/7/13)

### FG MADE

Season: --  
 Career: --  
 ACC: --

### FG ATTEMPTS

Season: 1 vs. Clemson (2/7/13)  
 Career: 1 vs. Clemson (2/7/13)  
 ACC: 1 vs. Clemson (2/7/13)

### 3 PT FG MADE

Season: --  
 Career: --  
 ACC: --

### 3 PT FG ATTEMPTS

Season: --  
 Career: --  
 ACC: --

### FT MADE

Season: --  
 Career: --  
 ACC: --

### FT ATTEMPTS

Season: --  
 Career: --  
 ACC: --

### ASSISTS

Season: --  
 Career: --  
 ACC: --

### TURNOVERS

Season: 1, 3x last vs. Clemson (2/7/13)  
 Career: 1, 3x last vs. Clemson (2/7/13)  
 ACC: 1, 2x last vs. Clemson (2/7/13)

### BLOCKS

Season: --  
 Career: --  
 ACC: --

### STEALS

Season: --  
 Career: --  
 ACC: --

### MINUTES

Season: 5 vs. Clemson (2/7/13)  
 Career: 5 vs. Clemson (2/7/13)  
 ACC: 5 vs. Clemson (2/7/13)

## 2012-13 GAME-BY-GAME:

| Opponent          | GP-GS | FG-FGA | 3FG-3FGA | FT-FTA | Off-Def | Total | A | TO | Blk | Stl | PF | Min | Pts |
|-------------------|-------|--------|----------|--------|---------|-------|---|----|-----|-----|----|-----|-----|
| at G. Mason       | DNP   |        |          |        |         |       |   |    |     |     |    |     |     |
| Fairfield         | DNP   |        |          |        |         |       |   |    |     |     |    |     |     |
| Delaware          | DNP   |        |          |        |         |       |   |    |     |     |    |     |     |
| Seattle           | DNP   |        |          |        |         |       |   |    |     |     |    |     |     |
| Lamar             | DNP   |        |          |        |         |       |   |    |     |     |    |     |     |
| North Texas       | DNP   |        |          |        |         |       |   |    |     |     |    |     |     |
| at Wisconsin      | DNP   |        |          |        |         |       |   |    |     |     |    |     |     |
| Green Bay         | DNP   |        |          |        |         |       |   |    |     |     |    |     |     |
| Tennessee         | DNP   |        |          |        |         |       |   |    |     |     |    |     |     |
| Miss. Valley St.  | 1-0   | 0-1    | 0-0      | 0-0    | 0-0     | 0     | 0 | 1  | 0   | 0   | 1  | 2   | 0   |
| Morgan State      | DNP   |        |          |        |         |       |   |    |     |     |    |     |     |
| vs. Old Dominion  | DNP   |        |          |        |         |       |   |    |     |     |    |     |     |
| Wofford           | 2-0   | 0-0    | 0-0      | 0-0    | 0-1     | 1     | 0 | 0  | 0   | 0   | 0  | 2   | 0   |
| North Carolina    | DNP   |        |          |        |         |       |   |    |     |     |    |     |     |
| at Wake Forest    | DNP   |        |          |        |         |       |   |    |     |     |    |     |     |
| at Clemson        | DNP   |        |          |        |         |       |   |    |     |     |    |     |     |
| Florida State     | 3-0   | 0-0    | 0-0      | 0-0    | 0-0     | 0     | 0 | 1  | 0   | 0   | 0  | 1   | 0   |
| at Virginia Tech  | DNP   |        |          |        |         |       |   |    |     |     |    |     |     |
| Boston College    | DNP   |        |          |        |         |       |   |    |     |     |    |     |     |
| NC State          | DNP   |        |          |        |         |       |   |    |     |     |    |     |     |
| at Georgia Tech   | DNP   |        |          |        |         |       |   |    |     |     |    |     |     |
| Clemson           | 4-0   | 0-1    | 0-0      | 0-0    | 0-2     | 2     | 0 | 1  | 0   | 0   | 0  | 5   | 0   |
| at Maryland       | DNP   |        |          |        |         |       |   |    |     |     |    |     |     |
| Virginia Tech     | 5-0   | 0-0    | 0-0      | 0-0    | 0-0     | 0     | 0 | 0  | 0   | 0   | 0  | 2   | 0   |
| at North Carolina | DNP   |        |          |        |         |       |   |    |     |     |    |     |     |
| at Miami          | DNP   |        |          |        |         |       |   |    |     |     |    |     |     |
| Georgia Tech      | DNP   |        |          |        |         |       |   |    |     |     |    |     |     |
| Duke              | DNP   |        |          |        |         |       |   |    |     |     |    |     |     |
| at Boston College | DNP   |        |          |        |         |       |   |    |     |     |    |     |     |
| at Florida State  | DNP   |        |          |        |         |       |   |    |     |     |    |     |     |
| Maryland          | DNP   |        |          |        |         |       |   |    |     |     |    |     |     |
| vs. NC State      | DNP   |        |          |        |         |       |   |    |     |     |    |     |     |
| vs. Norfolk State | DNP   |        |          |        |         |       |   |    |     |     |    |     |     |
| vs. St. John's    | 6-0   | 0-0    | 0-0      | 0-0    | 0-0     | 0     | 0 | 0  | 0   | 0   | 0  | 1   | 0   |

## CAREER STATISTICS

| Year    | G-GS | Min-Avg. | FG-FGA | Pct. | 3FG-3FGA | Pct. | FT-FTA | Pct. | Off-Def. | Reb-Avg. | PF-DQ | Ast | TO | Blk | Stl | Pts-Avg |
|---------|------|----------|--------|------|----------|------|--------|------|----------|----------|-------|-----|----|-----|-----|---------|
| 2012-13 | 6-0  | 13-2.2   | 0-2    | .000 | 0-0      | .000 | 0-0    | .000 | 0-3      | 3-0.5    | 1-0   | 0   | 3  | 0   | 0   | 0-0.0   |
| ACC     | 3-0  | 8-2.7    | 0-1    | .000 | 0-0      | .000 | 0-0    | .000 | 0-2      | 2-0.7    | 0-0   | 0   | 2  | 0   | 0   | 0-0.0   |
| CAREER  | 6-0  | 13-2.2   | 0-2    | .000 | 0-0      | .000 | 0-0    | .000 | 0-3      | 3-0.6    | 1-0   | 0   | 3  | 0   | 0   | 0-0.0   |
| ACC     | 3-0  | 8-2.7    | 0-1    | .000 | 0-0      | .000 | 0-0    | .000 | 0-2      | 2-0.7    | 0-0   | 0   | 2  | 0   | 0   | 0-0.0   |

# AKIL MITCHELL

# #25



Junior • Forward • 6-8 • 234 • Charlotte, N.C. • Charlotte Christian School

## 2012-13 SEASON:

- Averaging a career-high 13.3 points and 9.0 rebounds per game
- Shooting a career-high 54.9 percent from the field and 68.7 percent from the free throw line
- Had 15 points and 13 rebounds for his second career double-double vs. Delaware (11/13/12)
- Had 14 points and a career-high 16 rebounds for his third career double-double vs. Seattle (11/17/12)
- Posted 11 points and 10 rebounds for his fourth career double-double at Wisconsin (11/28/12)
- Scored a career-high 20 points and had nine rebounds vs. Green Bay (12/1/12)
- Recorded 13 points and 12 rebounds for his fifth career double-double vs. Tennessee (12/5/12)
- Tied a career-high with 20 points and had four steals in 16 minutes vs. Mississippi Valley State (12/8/12)
- Tallied a career-high seven assists and recorded his sixth career double-double with 15 points and 12 rebounds vs. Morgan State (12/19/12)
- Tallied 10 points and 10 rebounds at Wake Forest (1/9/13) for his seventh career double-double
- Recorded his eighth career double-double with 14 points and 12 rebounds vs. NC State (1/29/13)
- Posted 13 points and 12 rebounds for ninth career double-double at Georgia Tech (2/3/13)
- Scored 16 points and tied a career-high with four steals vs. Clemson (2/7/13)
- Contributed 17 points and eight rebounds vs. Virginia Tech (2/12/13)
- Scored 18 points and had eight rebounds vs. Georgia Tech (2/24/13)
- Recorded his 10th career double-double with an ACC career-high 19 points and 12 rebounds vs. Duke (2/28/13)
- Recorded his 11th career double-double with 15 points and 12 rebounds at Florida State (3/7/13)
- Recorded 12th career double-double with 17 points and 10 rebounds vs Maryland (3/10/13)
- Named to 2013 ACSMA and Coaches All-ACC Third Teams
- Led Virginia with 19 points and eight rebounds vs. NC State (3/15/13)
- Tallied 15 points and 11 rebounds for his 12th double-double vs. Norfolk State (3/19/13)

## 2012-13 GAME-BY-GAME:

| Opponent          | GP-GS | FG-FGA | 3FG-3FGA | FT-FTA | Off-Def | Total | A | TO | Blk | Stl | PF | Min | Pts |
|-------------------|-------|--------|----------|--------|---------|-------|---|----|-----|-----|----|-----|-----|
| at G.Mason        | 1-1   | 4-6    | 0-0      | 3-5    | 3-4     | 7     | 0 | 1  | 1   | 2   | 1  | 30  | 11  |
| Fairfield         | 2-2   | 4-11   | 0-0      | 4-6    | 3-5     | 8     | 2 | 1  | 1   | 1   | 2  | 33  | 12  |
| Delaware          | 3-3   | 5-11   | 0-0      | 5-8    | 5-8     | 13    | 3 | 1  | 1   | 0   | 4  | 30  | 15  |
| Seattle           | 4-4   | 5-7    | 0-0      | 4-4    | 6-10    | 16    | 1 | 2  | 0   | 3   | 2  | 26  | 14  |
| Lamar             | 5-5   | 2-7    | 0-0      | 6-6    | 3-5     | 8     | 2 | 0  | 0   | 0   | 2  | 23  | 10  |
| North Texas       | 6-6   | 3-5    | 0-0      | 2-3    | 0-4     | 4     | 1 | 4  | 0   | 0   | 4  | 24  | 8   |
| at Wisconsin      | 7-7   | 3-6    | 0-0      | 5-6    | 3-7     | 10    | 2 | 3  | 0   | 0   | 2  | 33  | 11  |
| Green Bay         | 8-8   | 9-12   | 0-0      | 2-2    | 0-9     | 9     | 2 | 1  | 1   | 0   | 2  | 26  | 20  |
| Tennessee         | 9-9   | 6-13   | 0-0      | 1-3    | 5-7     | 12    | 1 | 2  | 0   | 0   | 2  | 34  | 13  |
| Miss. Valley St.  | 10-10 | 9-14   | 0-0      | 2-3    | 2-3     | 5     | 1 | 1  | 0   | 4   | 2  | 16  | 20  |
| Morgan State      | 11-11 | 5-12   | 0-1      | 5-8    | 4-8     | 12    | 7 | 2  | 0   | 1   | 3  | 33  | 15  |
| vs. Old Dominion  | 12-12 | 3-10   | 0-0      | 2-3    | 4-5     | 9     | 1 | 1  | 1   | 0   | 2  | 33  | 8   |
| Wofford           | 13-13 | 6-7    | 0-0      | 3-4    | 1-5     | 6     | 2 | 1  | 0   | 4   | 1  | 25  | 15  |
| North Carolina    | 14-14 | 2-5    | 0-0      | 3-8    | 2-9     | 11    | 1 | 1  | 0   | 2   | 3  | 31  | 7   |
| at Wake Forest    | 15-15 | 5-9    | 0-0      | 0-1    | 5-5     | 10    | 0 | 3  | 1   | 2   | 1  | 31  | 10  |
| at Clemson        | 16-16 | 3-5    | 0-0      | 1-2    | 3-6     | 9     | 3 | 4  | 1   | 2   | 2  | 31  | 7   |
| Florida State     | 17-17 | 6-7    | 0-0      | 1-2    | 1-4     | 5     | 3 | 2  | 0   | 2   | 4  | 34  | 13  |
| at Virginia Tech  | 18-18 | 3-6    | 0-0      | 2-3    | 1-7     | 8     | 1 | 2  | 0   | 1   | 4  | 31  | 8   |
| Boston College    | 19-19 | 6-10   | 0-0      | 4-5    | 2-4     | 6     | 0 | 3  | 1   | 1   | 2  | 34  | 16  |
| NC State          | 20-20 | 6-12   | 0-0      | 2-3    | 1-11    | 12    | 2 | 0  | 0   | 0   | 0  | 36  | 14  |
| at Georgia Tech   | 21-21 | 6-14   | 0-0      | 1-1    | 3-9     | 12    | 0 | 1  | 1   | 0   | 3  | 34  | 13  |
| Clemson           | 22-22 | 7-11   | 0-0      | 2-2    | 2-4     | 6     | 0 | 1  | 1   | 4   | 1  | 31  | 16  |
| at Maryland       | 23-23 | 4-6    | 0-0      | 5-8    | 2-2     | 4     | 0 | 2  | 0   | 2   | 2  | 27  | 13  |
| Virginia Tech     | 24-24 | 6-12   | 0-0      | 5-8    | 2-6     | 8     | 3 | 0  | 0   | 2   | 0  | 34  | 17  |
| at North Carolina | 25-25 | 3-7    | 0-0      | 3-4    | 0-9     | 9     | 0 | 2  | 0   | 0   | 4  | 29  | 9   |
| at Miami          | 26-26 | 3-10   | 0-0      | 0-0    | 4-4     | 8     | 1 | 2  | 0   | 1   | 3  | 29  | 6   |
| Georgia Tech      | 27-27 | 8-9    | 0-0      | 2-2    | 3-5     | 8     | 1 | 0  | 0   | 1   | 1  | 30  | 18  |
| Duke              | 28-28 | 5-11   | 0-0      | 9-10   | 3-9     | 12    | 1 | 2  | 1   | 0   | 0  | 35  | 19  |
| at Boston College | 29-29 | 8-11   | 0-0      | 0-0    | 1-7     | 8     | 1 | 2  | 0   | 2   | 3  | 35  | 16  |
| at Florida State  | 30-30 | 6-10   | 0-0      | 3-3    | 6-6     | 12    | 3 | 2  | 1   | 0   | 2  | 34  | 15  |
| Maryland          | 31-31 | 7-16   | 0-1      | 3-5    | 2-8     | 10    | 1 | 1  | 0   | 0   | 4  | 39  | 17  |
| vs. NC State      | 32-32 | 7-11   | 0-0      | 5-6    | 1-7     | 8     | 3 | 1  | 2   | 3   | 2  | 33  | 19  |
| vs. Norfolk State | 33-33 | 5-11   | 0-0      | 5-11   | 4-7     | 11    | 1 | 5  | 0   | 2   | 3  | 30  | 15  |
| vs. St. John's    | 34-34 | 5-5    | 0-0      | 1-2    | 3-6     | 9     | 0 | 5  | 0   | 1   | 0  | 25  | 11  |

## CAREER STATISTICS

| Year    | G-GS  | Min-Avg.  | FG-FGA  | Pct. | 3FG-3FGA | Pct. | FT-FTA  | Pct. | Off-Def. | Reb-Avg. | PF-DQ | Ast | TO  | Blk | Stl | Pts-Avg  |
|---------|-------|-----------|---------|------|----------|------|---------|------|----------|----------|-------|-----|-----|-----|-----|----------|
| 2010-11 | 29-1  | 438-15.1  | 27-80   | .338 | 1-8      | .125 | 15-29   | .517 | 22-64    | 86-3.0   | 51-1  | 24  | 17  | 6   | 18  | 70-2.4   |
| ACC     | 16-0  | 254-15.9  | 15-43   | .349 | 1-5      | .200 | 12-18   | .667 | 11-25    | 36-2.3   | 30-1  | 12  | 9   | 4   | 11  | 43-2.7   |
| 2011-12 | 32-15 | 705-22.0  | 52-103  | .505 | 0-0      | .000 | 27-53   | .509 | 39-102   | 141-4.4  | 71-1  | 27  | 26  | 10  | 21  | 131-4.1  |
| ACC     | 16-13 | 383-23.9  | 26-57   | .456 | 0-0      | .000 | 16-27   | .593 | 22-52    | 74-4.6   | 42-1  | 16  | 16  | 4   | 14  | 68-4.3   |
| 2012-13 | 34-34 | 1039-30.6 | 175-319 | .549 | 0-2      | .000 | 101-147 | .687 | 90-215   | 305-9.0  | 73-0  | 50  | 61  | 14  | 43  | 451-13.3 |
| ACC     | 18-18 | 585-32.5  | 94-171  | .550 | 0-1      | .000 | 46-67   | .687 | 43-115   | 158-8.8  | 39-0  | 21  | 30  | 7   | 22  | 234-13.0 |
| CAREER  | 95-50 | 2182-23.0 | 254-402 | .506 | 1-10     | .100 | 143-229 | .624 | 151-381  | 532-5.6  | 195-2 | 101 | 104 | 30  | 82  | 652-6.9  |
| ACC     | 50-31 | 1222-24.4 | 135-271 | .498 | 1-6      | .167 | 74-112  | .661 | 76-192   | 268-5.4  | 111-2 | 49  | 55  | 15  | 47  | 345-6.9  |

## SINGLE GAME BESTS

### POINTS

Season: 20, 2x last vs. Miss. Valley State (12/8/12)  
 Career: 20, 2x last vs. Miss. Valley State (12/8/12)  
 ACC: 19 vs. Duke (2/28/13)

### REBOUNDS

Season: 16 vs. Seattle (11/17/12)  
 Career: 16 vs. Seattle (11/17/12)  
 ACC: 12, 4x last at Florida State (3/7/13)

### FG MADE

Season: 9, 2x last vs. Miss. Valley State (12/8/12)  
 Career: 9, 2x last vs. Miss. Valley State (12/8/12)  
 ACC: 8, 2x last at Boston College (3/3/13)

### FG ATTEMPTS

Season: 16 vs. Maryland (3/10/13)  
 Career: 16 vs. Maryland (3/10/13)  
 ACC: 16 vs. Maryland (3/10/13)

### 3 PT FG MADE

Season: --  
 Career: 1 vs. North Carolina (1/8/11)  
 ACC: 1 vs. North Carolina (1/8/11)

### 3 PT FG ATTEMPTS

Season: 1, 2x last vs. Maryland (3/10/13)  
 Career: 1 on eight occasions  
 ACC: 1 on five occasions

### FT MADE

Season: 9 vs. Duke (2/28/13)  
 Career: 9 vs. Duke (2/28/13)  
 ACC: 9 vs. Duke (2/28/13)

### FT ATTEMPTS

Season: 11 vs. Norfolk State (3/19/13)  
 Career: 11 vs. Norfolk State (3/19/13)  
 ACC: 10 vs. Duke (2/28/13)

### ASSISTS

Season: 7 vs. Morgan State (12/19/12)  
 Career: 7 vs. Morgan State (12/19/12)  
 ACC: 4 vs. Wake Forest (2/8/12)

### TURNOVERS

Season: 5, 2x last vs. St. Johns (3/23/13)  
 Career: 5, 2x last vs. St. Johns (3/23/13)  
 ACC: 4 at Clemson (1/12/13)

### BLOCKS

Season: 2 vs. NC State (3/15/13)  
 Career: 2, 3x last vs. NC State (3/15/13)  
 ACC: 2, 3x last vs. NC State (3/15/13)

### STEALS


Season: 4, 3x last vs. Clemson (2/7/13)  
 Career: 4, 3x last vs. Clemson (2/7/13)  
 ACC: 4 vs. Clemson (2/7/13)

### MINUTES

Season: 39 vs. Maryland (3/10/13)  
 Career: 39 vs. Maryland (3/10/13)  
 ACC: 39 vs. Maryland (3/10/13)

# THOMAS ROGERS

# #30



Junior • Guard • 6-6 • 209 • Farmville, Va. • Fork Union Military Academy

## 2012-13 SEASON:

- Made his season debut vs. Seattle (11/17/12)
- Played two minutes vs. Lamar (11/19/12)
- Played three minutes vs. Mississippi Valley State (12/8/12)
- Played one minute vs. Morgan State (12/19/12)
- Saw two minutes of action vs. Wofford (12/30/12)
- Played one minute vs. Florida State (1/19/13)
- Played four minutes vs. Clemson (2/7/13)
- Played two minutes vs. Virginia Tech (2/12/13)
- Played two minutes vs. Georgia Tech (2/24/13)
- Played one minute vs. St. John's (3/24/12)

## SINGLE GAME BESTS

### POINTS

Season: --  
 Career: --  
 ACC: --

### REBOUNDS

Season: 2 vs. Clemson (2/7/13)  
 Career: 2 vs. Clemson (2/7/13)  
 ACC: 2 vs. Clemson (2/7/13)

### FG MADE

Season: --  
 Career: --  
 ACC: --

### FG ATTEMPTS

Season: 2, 2x last vs. Virginia Tech (2/12/13)  
 Career: 2, 4x last vs. Virginia Tech (2/12/13)  
 ACC: 2 vs. Virginia Tech (2/12/13)

### 3 PT FG MADE

Season: --  
 Career: --  
 ACC: --

### 3 PT FG ATTEMPTS

Season: 1, 3x last vs. Georgia Tech (2/24/13)  
 Career: 2, 2x last vs. Green Bay (11/25/11)  
 ACC: 1, 3x last vs. Georgia Tech (2/24/13)

### FT MADE

Season: --  
 Career: --  
 ACC: --

### FT ATTEMPTS

Season: 2 vs. Mississippi Valley State (12/8/12)  
 Career: 2 vs. Mississippi Valley State (12/8/12)  
 ACC: --

### ASSISTS

Season: 1, 2x last vs. Clemson (2/7/13)  
 Career: 1, 3x last vs. Clemson (2/7/13)  
 ACC: 1 vs. Clemson (2/7/13)

### TURNOVERS

Season: 1, 2x last vs. Georgia Tech (2/24/13)  
 Career: 1, 3x last vs. Georgia Tech (2/24/13)  
 ACC: 1 vs. Georgia Tech (2/24/13)

### BLOCKS

Season: --  
 Career: --  
 ACC: --

### STEALS

Season: --  
 Career: --  
 ACC: --

### MINUTES

Season: 4, 2x last vs. Clemson (2/7/13)  
 Career: 4, 3x last vs. Clemson (2/7/13)  
 ACC: 4 vs. Clemson (2/7/13)

## 2012-13 GAME-BY-GAME:

| Opponent          | GP-GS | FG-FGA | 3FG-3FGA | FT-FTA | Off-Def | Total | A | TO | Blk | Stl | PF | Min | Pts |
|-------------------|-------|--------|----------|--------|---------|-------|---|----|-----|-----|----|-----|-----|
| at G. Mason       | DNP   |        |          |        |         |       |   |    |     |     |    |     |     |
| Fairfield         | DNP   |        |          |        |         |       |   |    |     |     |    |     |     |
| Delaware          | DNP   |        |          |        |         |       |   |    |     |     |    |     |     |
| Seattle           | 1-0   | 0-0    | 0-0      | 0-0    | 0-0     | 0     | 1 | 0  | 0   | 0   | 1  | 4   | 0   |
| Lamar             | 2-0   | 0-0    | 0-0      | 0-0    | 0-0     | 0     | 0 | 0  | 0   | 0   | 0  | 2   | 0   |
| North Texas       | DNP   |        |          |        |         |       |   |    |     |     |    |     |     |
| at Wisconsin      | DNP   |        |          |        |         |       |   |    |     |     |    |     |     |
| Green Bay         | DNP   |        |          |        |         |       |   |    |     |     |    |     |     |
| Tennessee         | DNP   |        |          |        |         |       |   |    |     |     |    |     |     |
| Miss. Valley St.  | 3-0   | 0-0    | 0-0      | 0-2    | 0-1     | 1     | 0 | 0  | 0   | 0   | 0  | 3   | 0   |
| Morgan State      | 4-0   | 0-1    | 0-1      | 0-0    | 0-0     | 0     | 0 | 1  | 0   | 0   | 0  | 1   | 0   |
| vs. Old Dominion  | DNP   |        |          |        |         |       |   |    |     |     |    |     |     |
| Wofford           | 5-0   |        |          |        |         |       |   |    |     |     |    |     |     |
| North Carolina    | DNP   |        |          |        |         |       |   |    |     |     |    |     |     |
| at Wake Forest    | DNP   |        |          |        |         |       |   |    |     |     |    |     |     |
| at Clemson        | DNP   |        |          |        |         |       |   |    |     |     |    |     |     |
| Florida State     | 6-0   | 0-0    | 0-0      | 0-0    | 0-1     | 1     | 0 | 0  | 0   | 0   | 0  | 1   | 0   |
| at Virginia Tech  | DNP   |        |          |        |         |       |   |    |     |     |    |     |     |
| Boston College    | DNP   |        |          |        |         |       |   |    |     |     |    |     |     |
| NC State          | DNP   |        |          |        |         |       |   |    |     |     |    |     |     |
| at Georgia Tech   | DNP   |        |          |        |         |       |   |    |     |     |    |     |     |
| Clemson           | 7-0   | 0-0    | 0-0      | 0-0    | 0-2     | 2     | 1 | 0  | 0   | 0   | 0  | 4   | 0   |
| at Maryland       | DNP   |        |          |        |         |       |   |    |     |     |    |     |     |
| Virginia Tech     | 8-0   | 0-2    | 0-0      | 0-0    | 0-0     | 0     | 0 | 0  | 0   | 0   | 0  | 2   | 0   |
| at North Carolina | DNP   |        |          |        |         |       |   |    |     |     |    |     |     |
| at Miami          | DNP   |        |          |        |         |       |   |    |     |     |    |     |     |
| Georgia Tech      | 9-0   | 0-1    | 0-1      | 0-0    | 0-0     | 0     | 0 | 1  | 0   | 0   | 0  | 2   | 0   |
| Duke              | DNP   |        |          |        |         |       |   |    |     |     |    |     |     |
| at Boston College | DNP   |        |          |        |         |       |   |    |     |     |    |     |     |
| at Florida State  | DNP   |        |          |        |         |       |   |    |     |     |    |     |     |
| Maryland          | DNP   |        |          |        |         |       |   |    |     |     |    |     |     |
| vs. NC State      | DNP   |        |          |        |         |       |   |    |     |     |    |     |     |
| vs. Norfolk State | DNP   |        |          |        |         |       |   |    |     |     |    |     |     |
| vs. St. John's    | 10-0  | 0-0    | 0-0      | 0-0    | 0-0     | 0     | 0 | 0  | 0   | 0   | 1  | 1   | 0   |

## CAREER STATISTICS

| Year          | G-GS        | Min-Avg.      | FG-FGA      | Pct.        | 3FG-3FGA    | Pct.        | FT-FTA     | Pct.        | Off-Def.   | Reb-Avg.     | PF-DQ      | Ast      | TO       | Blk      | Stl      | Pts-Avg      |
|---------------|-------------|---------------|-------------|-------------|-------------|-------------|------------|-------------|------------|--------------|------------|----------|----------|----------|----------|--------------|
| 2010-11       | 6-0         | 8-1.3         | 0-2         | .000        | 0-2         | .000        | 0-0        | .000        | 0-0        | 0-0.0        | 0-0        | 0        | 0        | 0        | 0        | 0-0.0        |
| ACC           | 2-0         | 2-1.0         | 0-0         | .000        | 0-0         | .000        | 0-0        | .000        | 0-0        | 0-0.0        | 0-0        | 0        | 0        | 0        | 0        | 0-0.0        |
| 2011-12       | 7-0         | 19-2.7        | 0-6         | .000        | 0-6         | .000        | 0-0        | .000        | 0-3        | 3-0.4        | 3-0        | 1        | 1        | 0        | 0        | 0-0.0        |
| ACC           | 3-0         | 8-2.7         | 0-2         | .000        | 0-2         | .000        | 0-0        | .000        | 0-2        | 2-0.7        | 1-0        | 0        | 0        | 0        | 0        | 0-0.0        |
| 2012-13       | 10-0        | 22-2.2        | 0-7         | .000        | 0-3         | .000        | 0-2        | .000        | 0-5        | 5-0.5        | 2-0        | 2        | 2        | 0        | 0        | 0-0.0        |
| ACC           | 4-0         | 9-2.3         | 0-3         | .000        | 0-1         | .000        | 0-0        | .000        | 0-3        | 3-0.8        | 0-0        | 1        | 1        | 0        | 0        | 0-0.0        |
| <b>CAREER</b> | <b>23-0</b> | <b>49-2.1</b> | <b>0-15</b> | <b>.000</b> | <b>0-11</b> | <b>.000</b> | <b>0-2</b> | <b>.000</b> | <b>0-8</b> | <b>8-0.3</b> | <b>5-0</b> | <b>3</b> | <b>3</b> | <b>0</b> | <b>0</b> | <b>0-0.0</b> |
| ACC           | 9-0         | 19-2.1        | 0-5         | .000        | 0-3         | .000        | 0-0        | .000        | 0-5        | 5-0.6        | 1-0        | 1        | 1        | 0        | 0        | 0-0.0        |

# DARION ATKINS

# #32



Sophomore • Forward • 6-8 • 222 • Clinton, Md. • Landon School

## 2012-13 SEASON:

- Missed eight games due to a shin injury
- Tallied seven points and four rebounds in 16 minutes off the bench at George Mason (11/9/12)
- Made his first career start vs. Fairfield (11/12/12)
- Scored 11 points against Delaware (11/13/12)
- Earned six rebounds and a career-high four blocked shots vs. Seattle (11/17/12)
- Tallied five points in 19 minutes vs. Lamar (11/19/12)
- Added 10 points and a career-high nine rebounds vs. North Texas (11/20/12)
- Scored 14 points and had seven rebounds at Wisconsin (11/28/12)
- Grabbed a career-high 11 rebounds and tied a career-high with four blocked shots vs. Green Bay (12/1/12)
- Tallied eight points, five rebounds and three blocked shots vs. Tennessee (12/5/12)
- Recorded 14 points in 23 minutes vs. Mississippi Valley State (12/8/12)
- Led Virginia scoring with a career-high 17 points and three steals vs. Morgan State (12/19/12)
- Made his first career ACC start vs. North Carolina (1/6/13)
- Blocked two shots in 15 minutes at Clemson (1/12/13)
- Contributed two blocked shots and one steal vs. Maryland (3/10/13)

## 2012-13 GAME-BY-GAME:

| Opponent          | GP-GS | FG-FGA | 3FG-3FGA | FT-FTA | Off-Def | Total | A | TO | Blk | Stl | PF | Min | Pts |
|-------------------|-------|--------|----------|--------|---------|-------|---|----|-----|-----|----|-----|-----|
| at G. Mason       | 1-0   | 3-5    | 0-0      | 1-1    | 3-1     | 4     | 0 | 2  | 0   | 0   | 4  | 16  | 7   |
| Fairfield         | 2-1   | 0-2    | 0-0      | 0-0    | 0-1     | 1     | 0 | 1  | 1   | 0   | 0  | 9   | 0   |
| Delaware          | 3-1   | 5-7    | 0-0      | 1-3    | 3-0     | 3     | 1 | 0  | 0   | 0   | 0  | 23  | 11  |
| Seattle           | 4-1   | 3-4    | 0-0      | 2-2    | 2-4     | 6     | 1 | 2  | 4   | 2   | 0  | 18  | 8   |
| Lamar             | 5-1   | 2-4    | 0-0      | 1-1    | 0-1     | 1     | 1 | 1  | 1   | 0   | 4  | 19  | 5   |
| North Texas       | 6-2   | 5-10   | 0-0      | 0-0    | 5-4     | 9     | 1 | 1  | 2   | 1   | 3  | 31  | 10  |
| at Wisconsin      | 7-3   | 6-9    | 0-0      | 2-3    | 3-4     | 7     | 1 | 1  | 2   | 1   | 2  | 35  | 14  |
| Green Bay         | 8-4   | 2-6    | 0-0      | 3-6    | 2-9     | 11    | 3 | 2  | 4   | 0   | 2  | 36  | 7   |
| Tennessee         | 9-5   | 4-10   | 0-0      | 0-0    | 0-5     | 5     | 0 | 1  | 3   | 1   | 3  | 33  | 8   |
| Miss. Valley St.  | 10-6  | 7-11   | 0-0      | 0-2    | 2-5     | 7     | 0 | 0  | 1   | 1   | 2  | 23  | 14  |
| Morgan State      | 11-7  | 8-12   | 0-0      | 1-3    | 3-1     | 4     | 0 | 3  | 1   | 3   | 4  | 25  | 17  |
| vs. Old Dominion  | 12-8  | 2-6    | 0-0      | 0-0    | 1-3     | 4     | 0 | 2  | 2   | 1   | 5  | 22  | 4   |
| Wofford           | 13-9  | 0-2    | 0-0      | 0-0    | 0-0     | 0     | 0 | 1  | 0   | 0   | 0  | 7   | 0   |
| North Carolina    | 14-10 | 1-4    | 0-0      | 0-0    | 0-3     | 3     | 0 | 0  | 2   | 0   | 2  | 16  | 2   |
| at Wake Forest    | 15-11 | 0-4    | 0-0      | 2-2    | 0-2     | 2     | 0 | 1  | 0   | 0   | 2  | 16  | 2   |
| at Clemson        | 16-12 | 1-3    | 0-0      | 0-0    | 0-1     | 1     | 1 | 0  | 2   | 0   | 3  | 15  | 2   |
| Florida State     | DNP   |        |          |        |         |       |   |    |     |     |    |     |     |
| at Virginia Tech  | DNP   |        |          |        |         |       |   |    |     |     |    |     |     |
| Boston College    | DNP   |        |          |        |         |       |   |    |     |     |    |     |     |
| NC State          | 17-12 | 0-0    | 0-0      | 0-0    | 0-2     | 2     | 0 | 1  | 0   | 0   | 0  | 6   | 0   |
| at Georgia Tech   | DNP   |        |          |        |         |       |   |    |     |     |    |     |     |
| Clemson           | DNP   |        |          |        |         |       |   |    |     |     |    |     |     |
| at Maryland       | 18-12 | 0-1    | 0-0      | 0-0    | 1-2     | 3     | 0 | 1  | 0   | 0   | 1  | 7   | 0   |
| Virginia Tech     | 19-12 | 0-1    | 0-0      | 0-0    | 1-0     | 1     | 0 | 1  | 0   | 0   | 0  | 2   | 0   |
| at North Carolina | 20-12 | 2-4    | 0-0      | 0-0    | 2-1     | 3     | 0 | 0  | 0   | 0   | 0  | 8   | 4   |
| at Miami          | 21-12 | 1-1    | 0-0      | 0-0    | 0-1     | 1     | 0 | 0  | 0   | 0   | 1  | 11  | 2   |
| Georgia Tech      | DNP   |        |          |        |         |       |   |    |     |     |    |     |     |
| Duke              | DNP   |        |          |        |         |       |   |    |     |     |    |     |     |
| at Boston College | DNP   |        |          |        |         |       |   |    |     |     |    |     |     |
| at Florida State  | 22-12 | 0-0    | 0-0      | 0-0    | 0-1     | 1     | 0 | 0  | 0   | 0   | 0  | 4   | 0   |
| Maryland          | 23-12 | 0-0    | 0-0      | 2-2    | 0-1     | 1     | 0 | 0  | 2   | 1   | 1  | 7   | 2   |
| vs. NC State      | 24-12 | 1-1    | 0-0      | 0-0    | 0-0     | 0     | 0 | 0  | 0   | 0   | 1  | 8   | 2   |
| vs. Norfolk State | 25-12 | 0-1    | 0-0      | 0-0    | 0-1     | 1     | 0 | 0  | 0   | 0   | 1  | 6   | 0   |
| vs. St. John's    | DNP   |        |          |        |         |       |   |    |     |     |    |     |     |

## SINGLE GAME BESTS

### POINTS

Season: 17 vs. Morgan State (12/19/12)  
 Career: 17 vs. Morgan State (12/19/12)  
 ACC: 6 vs. Boston College (1/26/12)

### REBOUNDS

Season: 11 vs. Green Bay (12/1/12)  
 Career: 11 vs. Green Bay (12/1/12)  
 ACC: 6 vs. North Carolina (2/25/12)

### FG MADE

Season: 8 vs. Morgan State (12/19/12)  
 Career: 8 vs. Morgan State (12/19/12)  
 ACC: 2 on four occasions

### FG ATTEMPTS

Season: 12 vs. Morgan State (12/19/12)  
 Career: 12 vs. Morgan State (12/19/12)  
 ACC: 5 vs. Wake Forest (2/8/12)

### 3 PT FG MADE

Season: --  
 Career: --  
 ACC: --

### 3 PT FG ATTEMPTS

Season: --  
 Career: --  
 ACC: --

### FT MADE

Season: 3 vs. Green Bay (12/1/12)  
 Career: 4 vs. Longwood (12/3/11)  
 ACC: 2, 3x last vs Maryland (3/10/13)

### FT ATTEMPTS

Season: 6 vs. Green Bay (12/1/12)  
 Career: 6, 2x last vs. Green Bay (12/1/12)  
 ACC: 2, 5x last vs Maryland (3/10/13)

### ASSISTS

Season: 3 vs. Green Bay (12/1/12)  
 Career: 3 vs. Green Bay (12/1/12)  
 ACC: 1, 3x last at Clemson (1/12/13)

### TURNOVERS

Season: 3 vs. Morgan State (12/19/12)  
 Career: 3 vs. Morgan State (12/19/12)  
 ACC: 2 at Maryland (3/4/12)

### BLOCKS

Season: 4, 2x last vs. Green Bay (12/1/12)  
 Career: 4, 2x last vs. Green Bay (12/1/12)  
 ACC: 2, 9x last vs. Maryland (3/10/13)

### STEALS

Season: 3 vs. Morgan State (12/19/12)  
 Career: 3 vs. Morgan State (12/19/12)  
 ACC: 2 vs. Wake Forest (2/8/12)

### MINUTES

Season: 36 vs. Green Bay (12/1/12)  
 Career: 36 vs. Green Bay (12/1/12)  
 ACC: 22 at Maryland (3/4/12)

## CAREER STATISTICS

| Year          | G-GS         | Min-Avg.        | FG-FGA        | Pct.        | 3FG-3FGA   | Pct.        | FT-FTA       | Pct.        | Off-Def.     | Reb-Avg.       | PF-DQ       | Ast       | TO        | Blk       | Stl       | Pts-Avg        |
|---------------|--------------|-----------------|---------------|-------------|------------|-------------|--------------|-------------|--------------|----------------|-------------|-----------|-----------|-----------|-----------|----------------|
| 2011-12       | 27-0         | 275-10.2        | 25-43         | .581        | 0-0        | .000        | 11-19        | .579        | 23-39        | 62-2.3         | 50-1        | 3         | 5         | 19        | 12        | 61-2.3         |
| ACC           | 16-0         | 190-11.9        | 15-27         | .556        | 0-0        | .000        | 5-8          | .625        | 14-25        | 39-2.4         | 36-1        | 2         | 3         | 14        | 8         | 35-2.2         |
| 2012-13       | 25-12        | 405-16.2        | 53-108        | .491        | 0-0        | .000        | 15-25        | .600        | 28-53        | 81-3.2         | 41-1        | 9         | 21        | 28        | 11        | 121-4.8        |
| ACC           | 9-3          | 94-9.4          | 5-18          | .278        | 0-0        | .000        | 4-4          | 1.000       | 4-14         | 18-1.8         | 10-0        | 1         | 4         | 6         | 1         | 14-1.4         |
| <b>CAREER</b> | <b>52-12</b> | <b>680-13.1</b> | <b>78-151</b> | <b>.517</b> | <b>0-0</b> | <b>.000</b> | <b>26-44</b> | <b>.591</b> | <b>51-92</b> | <b>143-2.8</b> | <b>91-2</b> | <b>12</b> | <b>26</b> | <b>47</b> | <b>23</b> | <b>182-3.5</b> |
| ACC           | 25-3         | 284-10.9        | 20-45         | .444        | 0-0        | .000        | 9-12         | .750        | 18-39        | 57-2.2         | 46-1        | 3         | 7         | 20        | 9         | 49-1.9         |



**2012-13 Virginia Basketball**  
**Virginia Season Schedule/Results & Leaders (as of Mar 24, 2013)**  
**All games**

| <b>RECORD:</b> | <b>OVERALL</b> | <b>HOME</b> | <b>AWAY</b> | <b>NEUTRAL</b> |
|----------------|----------------|-------------|-------------|----------------|
| ALL GAMES      | 23-11          | 20-1        | 3-8         | 0-2            |
| CONFERENCE     | 11-7           | 9-0         | 2-7         | 0-0            |
| NON-CONFERENCE | 12-4           | 11-1        | 1-1         | 0-2            |

| <b>Date</b> | <b>Opponent</b>          | <b>Score</b> | <b>Att.</b> | <b>High Points</b>  | <b>High Rebounds</b> |
|-------------|--------------------------|--------------|-------------|---------------------|----------------------|
| 11/9/12     | at George Mason          | 59-63 L      | 9840        | (19)Joe Harris      | (8)Joe Harris        |
| 11/12/12    | FAIRFIELD                | W 54-45      | 8568        | (15)Joe Harris      | (8)Akil Mitchell     |
| 11/13/12    | DELAWARE                 | 53-59 L      | 8490        | (20)Joe Harris      | (13)Akil Mitchell    |
| 11/17/12    | SEATTLE                  | W 83-43      | 9160        | (17)Mike Tobey      | (16)Akil Mitchell    |
| 11/19/12    | LAMAR                    | W 63-44      | 1444        | (17)Joe Harris      | (8)Akil Mitchell     |
| 11/20/12    | NORTH TEXAS              | W 80-64      | 1745        | (14)Justin Anderson | (9)Darion Atkins     |
| 11/28/12    | at Wisconsin             | W 60-54      | 16690       | (22)Joe Harris      | (10)Akil Mitchell    |
| 12/01/12    | GREEN BAY                | W 67-51      | 9600        | (20)Akil Mitchell   | (11)Darion Atkins    |
|             |                          |              |             | (20)Joe Harris      |                      |
| 12/05/12    | TENNESSEE                | W 46-38      | 9702        | (13)Akil Mitchell   | (12)Akil Mitchell    |
|             |                          |              |             | (13)Joe Harris      |                      |
| 12/08/12    | MISSISSIPPI VALLEY STATE | W 67-39      | 8691        | (20)Akil Mitchell   | (9)Justin Anderson   |
| 12/19/12    | MORGAN STATE             | W 75-57      | 8319        | (17)Darion Atkins   | (12)Akil Mitchell    |
| 12/22/12    | vs Old Dominion          | 61-63 L      | 6944        | (18)Joe Harris      | (9)Akil Mitchell     |
| 12/30/12    | WOFFORD                  | W 74-39      | 9387        | (19)Mike Tobey      | (6)Mike Tobey        |
|             |                          |              |             |                     | (6)Akil Mitchell     |
|             |                          |              |             |                     | (6)Evan Nolte        |
| 01/06/13    | *NORTH CAROLINA          | W 61-52      | 12117       | (19)Joe Harris      | (11)Akil Mitchell    |
| 01/09/13    | *at Wake Forest          | 52-55 L      | 9217        | (14)Mike Tobey      | (10)Akil Mitchell    |
| 1/12/13     | *at Clemson              | 44-59 L      | 7795        | (14)Joe Harris      | (9)Akil Mitchell     |
| 01/19/13    | *FLORIDA STATE           | W 56-36      | 12303       | (17)Joe Harris      | (7)Evan Nolte        |
| 01/24/13    | *at Virginia Tech        | W 74-58      | 7222        | (18)Evan Nolte      | (8)Akil Mitchell     |
| 01/26/13    | *BOSTON COLLEGE          | W 65-51      | 11660       | (16)Justin Anderson | (7)Paul Jespersen    |
|             |                          |              |             | (16)Akil Mitchell   |                      |
| 01/29/13    | *NC STATE                | W 58-55      | 10977       | (22)Joe Harris      | (12)Akil Mitchell    |
| 2/3/13      | *at Georgia Tech         | 60-66 L      | 7128        | (18)Joe Harris      | (12)Akil Mitchell    |
| 02/07/13    | *CLEMSON                 | W 78-41      | 9942        | (21)Joe Harris      | (6)Akil Mitchell     |
| 02/10/13    | *at Maryland             | W 80-69      | 16895       | (22)Joe Harris      | (9)Justin Anderson   |
| 02/12/13    | *VIRGINIA TECH           | W 73-55      | 11764       | (26)Joe Harris      | (8)Akil Mitchell     |
| 02/16/13    | *at North Carolina       | 81-93 L      | 20616       | (27)Joe Harris      | (9)Akil Mitchell     |
| 02-19-13    | *at Miami                | 50-54 L      | 7972        | (16)Joe Harris      | (8)Akil Mitchell     |
| 02/24/13    | *GEORGIA TECH            | W 82-54      | 12232       | (18)Akil Mitchell   | (8)Akil Mitchell     |
| 02/28/13    | *DUKE                    | W 73-68      | 14593       | (36)Joe Harris      | (12)Akil Mitchell    |
| 3/3/13      | *at Boston College       | 52-53 L      | 5062        | (16)Akil Mitchell   | (8)Akil Mitchell     |
| 03/07/13    | *at Florida State        | 51-53 L      | 6430        | (15)Akil Mitchell   | (12)Akil Mitchell    |
| 03/10/13    | *MARYLAND                | Wot 61-58    | 11794       | (17)Akil Mitchell   | (10)Akil Mitchell    |
| 03/15/13    | vs NC State              | 56-75 L      | 22169       | (19)Akil Mitchell   | (8)Akil Mitchell     |
| 03/19/13    | NORFOLK STATE            | W 67-56      | 4790        | (15)Akil Mitchell   | (11)Akil Mitchell    |
|             |                          |              |             | (15)Justin Anderson |                      |
| 03/24/13    | ST. JOHN'S               | W 68-50      | 8457        | (18)Justin Anderson | (9)Akil Mitchell     |

\* - Conference game

| <b>Attendance Summary</b> | <b>Games</b> | <b>Attend</b> | <b>Avg/Game</b> |
|---------------------------|--------------|---------------|-----------------|
| Home                      | 21           | 195735        | 9321            |
| Away                      | 11           | 114867        | 10442           |
| Neutral                   | 2            | 29113         | 14556           |
| Total                     | 34           | 339715        | 9992            |

**2012-13 Virginia Basketball**  
**Virginia Season Box Score (as of Mar 24, 2013)**  
**All games**

| <b>RECORD:</b> | <b>OVERALL</b> | <b>HOME</b> | <b>AWAY</b> | <b>NEUTRAL</b> |
|----------------|----------------|-------------|-------------|----------------|
| ALL GAMES      | 23-11          | 20-1        | 3-8         | 0-2            |
| CONFERENCE     | 11-7           | 9-0         | 2-7         | 0-0            |
| NON-CONFERENCE | 12-4           | 11-1        | 1-1         | 0-2            |

| ##             | Player          | gp-gs | min  | avg  | Total    |      | 3-Point |      | F-Throw |      | Rebounds |     |      |      | pf  | dq | a   | to  | blk | stl | pts  | avg  |
|----------------|-----------------|-------|------|------|----------|------|---------|------|---------|------|----------|-----|------|------|-----|----|-----|-----|-----|-----|------|------|
|                |                 |       |      |      | fg-fga   | fg%  | 3fg-fga | 3fg% | ft-fa   | ft%  | off      | def | tot  | avg  |     |    |     |     |     |     |      |      |
| 12             | Joe Harris      | 34-34 | 1105 | 32.5 | 187-397  | .471 | 75-176  | .426 | 110-148 | .743 | 30       | 111 | 141  | 4.1  | 79  | 2  | 75  | 66  | 17  | 31  | 559  | 16.4 |
| 25             | Akil Mitchell   | 34-34 | 1039 | 30.6 | 175-319  | .549 | 0-2     | .000 | 101-147 | .687 | 90       | 215 | 305  | 9.0  | 73  | 0  | 50  | 61  | 14  | 43  | 451  | 13.3 |
| 23             | Justin Anderson | 34-16 | 806  | 23.7 | 83-198   | .419 | 15-58   | .259 | 61-81   | .753 | 31       | 79  | 110  | 3.2  | 47  | 0  | 79  | 39  | 37  | 27  | 242  | 7.1  |
| 10             | Mike Tobey      | 29-2  | 394  | 13.6 | 82-154   | .532 | 3-5     | .600 | 22-28   | .786 | 30       | 50  | 80   | 2.8  | 40  | 0  | 12  | 20  | 15  | 2   | 189  | 6.5  |
| 11             | Evan Nolte      | 34-8  | 683  | 20.1 | 65-156   | .417 | 42-107  | .393 | 26-33   | .788 | 20       | 62  | 82   | 2.4  | 78  | 2  | 36  | 21  | 16  | 27  | 198  | 5.8  |
| 32             | Darion Atkins   | 25-12 | 405  | 16.2 | 53-108   | .491 | 0-0     | .000 | 15-25   | .600 | 28       | 53  | 81   | 3.2  | 41  | 1  | 9   | 21  | 28  | 11  | 121  | 4.8  |
| 02             | Paul Jespersion | 34-32 | 882  | 25.9 | 56-156   | .359 | 39-106  | .368 | 11-14   | .786 | 5        | 72  | 77   | 2.3  | 54  | 0  | 30  | 32  | 16  | 18  | 162  | 4.8  |
| 01             | Jontel Evans    | 25-21 | 724  | 29.0 | 48-120   | .400 | 1-2     | .500 | 12-32   | .375 | 11       | 51  | 62   | 2.5  | 45  | 0  | 122 | 61  | 0   | 23  | 109  | 4.4  |
| 05             | Teven Jones     | 29-9  | 396  | 13.7 | 26-69    | .377 | 11-29   | .379 | 22-27   | .815 | 1        | 20  | 21   | 0.7  | 47  | 0  | 34  | 26  | 2   | 14  | 85   | 2.9  |
| 04             | Taylor Barnette | 25-2  | 241  | 9.6  | 24-50    | .480 | 19-43   | .442 | 0-2     | .000 | 1        | 16  | 17   | 0.7  | 15  | 0  | 18  | 11  | 1   | 1   | 67   | 2.7  |
| 00             | Doug Browman    | 19-0  | 115  | 6.1  | 0-4      | .000 | 0-4     | .000 | 1-4     | .250 | 1        | 15  | 16   | 0.8  | 12  | 0  | 13  | 9   | 0   | 1   | 1    | 0.1  |
| 30             | Thomas Rogers   | 10-0  | 22   | 2.2  | 0-7      | .000 | 0-3     | .000 | 0-2     | .000 | 0        | 5   | 5    | 0.5  | 2   | 0  | 2   | 2   | 0   | 0   | 0    | 0.0  |
| 24             | Caid Kirven     | 6-0   | 13   | 2.2  | 0-2      | .000 | 0-0     | .000 | 0-0     | .000 | 0        | 3   | 3    | 0.5  | 1   | 0  | 0   | 3   | 0   | 0   | 0    | 0.0  |
| Team           |                 |       |      |      |          |      |         |      |         |      | 40       | 61  | 101  |      |     |    | 3   |     |     |     |      |      |
| Total.....     |                 | 34    | 6825 |      | 799-1740 | .459 | 205-535 | .383 | 381-543 | .702 | 288      | 813 | 1101 | 32.4 | 534 | 5  | 480 | 375 | 146 | 198 | 2184 | 64.2 |
| Opponents..... |                 | 34    | 6825 |      | 657-1708 | .385 | 179-583 | .307 | 377-545 | .692 | 311      | 730 | 1041 | 30.6 | 523 | 7  | 307 | 436 | 107 | 177 | 1870 | 55.0 |

| <b>Score by Periods</b> | <b>1st</b> | <b>2nd</b> | <b>OT</b> | <b>Totals</b> |
|-------------------------|------------|------------|-----------|---------------|
| Virginia                | 999        | 1178       | 7         | 2184          |
| Opponents               | 822        | 1044       | 4         | 1870          |

**2012-13 Virginia Basketball**  
**Virginia Combined Team Statistics (as of Mar 24, 2013)**  
**Conference games**

| <b>RECORD:</b> | <b>OVERALL</b> | <b>HOME</b> | <b>AWAY</b> | <b>NEUTRAL</b> |
|----------------|----------------|-------------|-------------|----------------|
| ALL GAMES      | 11-7           | 9-0         | 2-7         | 0-0            |
| CONFERENCE     | 11-7           | 9-0         | 2-7         | 0-0            |
| NON-CONFERENCE | 0-0            | 0-0         | 0-0         | 0-0            |

| #              | Player          | gp-gs | min  | avg  | Total   |      | 3-Point |       | F-Throw |       | Rebounds |     |     |      | pf  | dq | a   | to  | blk | stl | pts  | avg  |
|----------------|-----------------|-------|------|------|---------|------|---------|-------|---------|-------|----------|-----|-----|------|-----|----|-----|-----|-----|-----|------|------|
|                |                 |       |      |      | fg-fga  | fg%  | 3fg-fga | 3fg%  | ft-fa   | ft%   | off      | def | tot | avg  |     |    |     |     |     |     |      |      |
| 12             | Joe Harris      | 18-18 | 618  | 34.3 | 111-230 | .483 | 43-100  | .430  | 67-85   | .788  | 22       | 52  | 74  | 4.1  | 46  | 1  | 33  | 32  | 11  | 21  | 332  | 18.4 |
| 25             | Akil Mitchell   | 18-18 | 585  | 32.5 | 94-171  | .550 | 0-1     | .000  | 46-67   | .687  | 43       | 115 | 158 | 8.8  | 39  | 0  | 21  | 30  | 7   | 22  | 234  | 13.0 |
| 23             | Justin Anderson | 18-10 | 453  | 25.2 | 48-110  | .436 | 9-29    | .310  | 26-34   | .765  | 16       | 46  | 62  | 3.4  | 29  | 0  | 41  | 20  | 21  | 13  | 131  | 7.3  |
| 10             | Mike Tobey      | 13-0  | 192  | 14.8 | 40-73   | .548 | 1-1     | 1.000 | 7-9     | .778  | 22       | 24  | 46  | 3.5  | 27  | 0  | 5   | 7   | 6   | 1   | 88   | 6.8  |
| 02             | Paul Jespersen  | 18-18 | 489  | 27.2 | 35-95   | .368 | 24-64   | .375  | 8-10    | .800  | 2        | 37  | 39  | 2.2  | 30  | 0  | 11  | 18  | 9   | 13  | 102  | 5.7  |
| 11             | Evan Nolte      | 18-5  | 368  | 20.4 | 33-89   | .371 | 25-69   | .362  | 9-13    | .692  | 11       | 33  | 44  | 2.4  | 42  | 1  | 13  | 9   | 10  | 13  | 100  | 5.6  |
| 01             | Jontel Evans    | 18-17 | 567  | 31.5 | 39-96   | .406 | 1-2     | .500  | 11-26   | .423  | 10       | 37  | 47  | 2.6  | 36  | 0  | 96  | 49  | 0   | 10  | 90   | 5.0  |
| 04             | Taylor Barnette | 12-0  | 68   | 5.7  | 10-17   | .588 | 10-16   | .625  | 0-0     | .000  | 0        | 4   | 4   | 0.3  | 5   | 0  | 2   | 2   | 0   | 1   | 30   | 2.5  |
| 05             | Teven Jones     | 16-1  | 133  | 8.3  | 11-30   | .367 | 5-14    | .357  | 3-4     | .750  | 0        | 6   | 6   | 0.4  | 15  | 0  | 8   | 8   | 0   | 5   | 30   | 1.9  |
| 32             | Darion Atkins   | 10-3  | 94   | 9.4  | 5-18    | .278 | 0-0     | .000  | 4-4     | 1.000 | 4        | 14  | 18  | 1.8  | 10  | 0  | 1   | 4   | 6   | 1   | 14   | 1.4  |
| 00             | Doug Browman    | 9-0   | 41   | 4.6  | 0-1     | .000 | 0-1     | .000  | 0-2     | .000  | 0        | 5   | 5   | 0.6  | 7   | 0  | 3   | 2   | 0   | 1   | 0    | 0.0  |
| 24             | Caid Kirven     | 3-0   | 8    | 2.7  | 0-1     | .000 | 0-0     | .000  | 0-0     | .000  | 0        | 2   | 2   | 0.7  | 0   | 0  | 0   | 2   | 0   | 0   | 0    | 0.0  |
| 30             | Thomas Rogers   | 4-0   | 9    | 2.3  | 0-3     | .000 | 0-1     | .000  | 0-0     | .000  | 0        | 3   | 3   | 0.8  | 0   | 0  | 1   | 1   | 0   | 0   | 0    | 0.0  |
| Team           |                 |       |      |      |         |      |         |       |         |       | 18       | 31  | 49  |      |     |    | 2   |     |     |     |      |      |
| Total.....     |                 | 18    | 3625 |      | 426-934 | .456 | 118-298 | .396  | 181-254 | .713  | 148      | 409 | 557 | 30.9 | 286 | 2  | 235 | 186 | 70  | 101 | 1151 | 63.9 |
| Opponents..... |                 | 18    | 3625 |      | 363-877 | .414 | 97-307  | .316  | 207-306 | .676  | 149      | 392 | 541 | 30.1 | 258 | 2  | 174 | 228 | 63  | 83  | 1030 | 57.2 |

| <b>TEAM STATISTICS</b> | <b>VA</b> | <b>OPP</b> | <b>Date</b> | <b>Opponent</b>   | <b>Score</b> | <b>Att.</b> |
|------------------------|-----------|------------|-------------|-------------------|--------------|-------------|
| SCORING                | 1151      | 1030       | * 01/06/13  | NORTH CAROLINA    | w 61-52      | 12117       |
| Points per game        | 63.9      | 57.2       | * 01/09/13  | at Wake Forest    | L 52-55      | 9217        |
| Scoring margin         | +6.7      | -          | * 1/12/13   | at Clemson        | L 44-59      | 7795        |
| FIELD GOALS-ATT        | 426-934   | 363-877    | * 01/19/13  | FLORIDA STATE     | w 56-36      | 12303       |
| Field goal pct         | .456      | .414       | * 01/24/13  | at Virginia Tech  | w 74-58      | 7222        |
| 3 POINT FG-ATT         | 118-298   | 97-307     | * 01/26/13  | BOSTON COLLEGE    | w 65-51      | 11660       |
| 3-point FG pct         | .396      | .316       | * 01/29/13  | NC STATE          | w 58-55      | 10977       |
| 3-pt FG made per game  | 6.6       | 5.4        | * 2/3/13    | at Georgia Tech   | L 60-66      | 7128        |
| FREE THROWS-ATT        | 181-254   | 207-306    | * 02/07/13  | CLEMSON           | w 78-41      | 9942        |
| Free throw pct         | .713      | .676       | * 02/10/13  | at Maryland       | w 80-69      | 16895       |
| F-Throws made per game | 10.1      | 11.5       | * 02/12/13  | VIRGINIA TECH     | w 73-55      | 11764       |
| REBOUNDS               | 557       | 541        | * 02/16/13  | at North Carolina | L 81-93      | 20616       |
| Rebounds per game      | 30.9      | 30.1       | * 02-19-13  | at Miami          | L 50-54      | 7972        |
| Rebounding margin      | +0.9      | -          | * 02/24/13  | GEORGIA TECH      | w 82-54      | 12232       |
| ASSISTS                | 235       | 174        | * 02/28/13  | DUKE              | w 73-68      | 14593       |
| Assists per game       | 13.1      | 9.7        | * 3/3/13    | at Boston College | L 52-53      | 5062        |
| TURNOVERS              | 186       | 228        | * 03/07/13  | at Florida State  | L 51-53      | 6430        |
| Turnovers per game     | 10.3      | 12.7       | * 03/10/13  | MARYLAND          | Wot 61-58    | 11794       |
| Turnover margin        | +2.3      | -          |             |                   |              |             |
| Assist/turnover ratio  | 1.3       | 0.8        |             |                   |              |             |
| STEALS                 | 101       | 83         |             |                   |              |             |
| Steals per game        | 5.6       | 4.6        |             |                   |              |             |
| BLOCKS                 | 70        | 63         |             |                   |              |             |
| Blocks per game        | 3.9       | 3.5        |             |                   |              |             |
| ATTENDANCE             | 107382    | 88337      |             |                   |              |             |
| Home games-Avg/Game    | 9-11931   | 9-9815     |             |                   |              |             |
| Neutral site-Avg/Game  | -         | 0-0        |             |                   |              |             |

\* - Conference game

| <b>Score by Periods</b> | <b>1st</b> | <b>2nd</b> | <b>OT</b> | <b>Totals</b> |
|-------------------------|------------|------------|-----------|---------------|
| Virginia                | 525        | 619        | 7         | 1151          |
| Opponents               | 463        | 563        | 4         | 1030          |

**2012-13 Virginia Basketball**  
**Virginia Overall Team Statistics (as of Mar 24, 2013)**  
**All games**

| <b>TEAM STATISTICS</b> | <b>VA</b> | <b>OPP</b> |
|------------------------|-----------|------------|
| <b>SCORING</b>         | 2184      | 1870       |
| Points per game        | 64.2      | 55.0       |
| Scoring margin         | +9.2      | -          |
| <b>FIELD GOALS-ATT</b> | 799-1740  | 657-1708   |
| Field goal pct         | .459      | .385       |
| <b>3 POINT FG-ATT</b>  | 205-535   | 179-583    |
| 3-point FG pct         | .383      | .307       |
| 3-pt FG made per game  | 6.0       | 5.3        |
| <b>FREE THROWS-ATT</b> | 381-543   | 377-545    |
| Free throw pct         | .702      | .692       |
| F-Throws made per game | 11.2      | 11.1       |
| <b>REBOUNDS</b>        | 1101      | 1041       |
| Rebounds per game      | 32.4      | 30.6       |
| Rebounding margin      | +1.8      | -          |
| <b>ASSISTS</b>         | 480       | 307        |
| Assists per game       | 14.1      | 9.0        |
| <b>TURNOVERS</b>       | 375       | 436        |
| Turnovers per game     | 11.0      | 12.8       |
| Turnover margin        | +1.8      | -          |
| Assist/turnover ratio  | 1.3       | 0.7        |
| <b>STEALS</b>          | 198       | 177        |
| Steals per game        | 5.8       | 5.2        |
| <b>BLOCKS</b>          | 146       | 107        |
| Blocks per game        | 4.3       | 3.1        |
| <b>WINNING STREAK</b>  | 2         | -          |
| Home win streak        | 19        | -          |
| <b>ATTENDANCE</b>      | 195735    | 143980     |
| Home games-Avg/Game    | 21-9321   | 11-10442   |
| Neutral site-Avg/Game  | -         | 2-14556    |

| <b>Score by Periods</b> | <b>1st</b> | <b>2nd</b> | <b>OT</b> | <b>Totals</b> |
|-------------------------|------------|------------|-----------|---------------|
| Virginia                | 999        | 1178       | 7         | 2184          |
| Opponents               | 822        | 1044       | 4         | 1870          |



2012-13 Virginia Basketball  
Virginia Team Game-by-Game (as of Mar 24, 2013)  
All games

TEAM STATISTICS

| Opponent               | Date     | Score | Total  |          | 3-Pointers |         | Free throws |         | Rebounds |     |     |      | pf   | a   | t/o | blk | stl | pts | avg  |      |
|------------------------|----------|-------|--------|----------|------------|---------|-------------|---------|----------|-----|-----|------|------|-----|-----|-----|-----|-----|------|------|
|                        |          |       | fg-fga | pct      | 3fg-fga    | pct     | ft-fta      | pct     | off      | def | tot | avg  |      |     |     |     |     |     |      |      |
| at George Mason        | 11/9/12  | 59-63 | L      | 21-52    | .404       | 8-21    | .381        | 9-15    | .600     | 11  | 21  | 32   | 32.0 | 20  | 12  | 12  | 1   | 3   | 59   | 59.0 |
| FAIRFIELD              | 11/12/12 | 54-45 | W      | 19-47    | .404       | 2-8     | .250        | 14-20   | .700     | 11  | 21  | 32   | 32.0 | 8   | 14  | 9   | 4   | 5   | 54   | 56.5 |
| DELAWARE               | 11/13/12 | 53-59 | L      | 20-57    | .351       | 4-21    | .190        | 9-15    | .600     | 16  | 19  | 35   | 33.0 | 17  | 10  | 12  | 4   | 5   | 53   | 55.3 |
| SEATTLE                | 11/17/12 | 83-43 | W      | 28-50    | .560       | 6-14    | .429        | 21-24   | .875     | 9   | 32  | 41   | 35.0 | 13  | 21  | 19  | 6   | 7   | 83   | 62.2 |
| LAMAR                  | 11/19/12 | 63-44 | W      | 23-53    | .434       | 6-16    | .375        | 11-11   | 1.000    | 7   | 22  | 29   | 33.8 | 16  | 12  | 9   | 8   | 9   | 63   | 62.4 |
| NORTH TEXAS            | 11/20/12 | 80-64 | W      | 27-46    | .587       | 8-11    | .727        | 18-24   | .750     | 9   | 19  | 28   | 32.8 | 20  | 18  | 15  | 5   | 7   | 80   | 65.3 |
| at Wisconsin           | 11/28/12 | 60-54 | W      | 21-46    | .457       | 4-12    | .333        | 14-17   | .824     | 8   | 28  | 36   | 33.3 | 12  | 12  | 10  | 4   | 3   | 60   | 64.6 |
| GREEN BAY              | 12/01/12 | 67-51 | W      | 26-52    | .500       | 7-14    | .500        | 8-11    | .727     | 4   | 28  | 32   | 33.1 | 14  | 20  | 10  | 5   | 7   | 67   | 64.9 |
| TENNESSEE              | 12/05/12 | 46-38 | W      | 19-53    | .358       | 1-8     | .125        | 7-10    | .700     | 10  | 27  | 37   | 33.6 | 15  | 10  | 8   | 8   | 2   | 46   | 62.8 |
| MISSISSIPPI VALLEY STA | 12/08/12 | 67-39 | W      | 28-56    | .500       | 3-12    | .250        | 8-14    | .571     | 7   | 35  | 42   | 34.4 | 17  | 17  | 10  | 8   | 9   | 67   | 63.2 |
| MORGAN STATE           | 12/19/12 | 75-57 | W      | 25-54    | .463       | 6-16    | .375        | 19-29   | .655     | 16  | 23  | 39   | 34.8 | 17  | 18  | 16  | 2   | 8   | 75   | 64.3 |
| vs Old Dominion        | 12/22/12 | 61-63 | L      | 21-53    | .396       | 9-21    | .429        | 10-13   | .769     | 8   | 24  | 32   | 34.6 | 19  | 13  | 8   | 7   | 1   | 61   | 64.0 |
| WOFFORD                | 12/30/12 | 74-39 | W      | 30-47    | .638       | 8-15    | .533        | 6-10    | .600     | 4   | 27  | 31   | 34.3 | 12  | 22  | 12  | 2   | 8   | 74   | 64.8 |
| NORTH CAROLINA         | 01/06/13 | 61-52 | W      | 22-49    | .449       | 8-14    | .571        | 9-18    | .500     | 5   | 27  | 32   | 34.1 | 14  | 14  | 11  | 6   | 6   | 61   | 64.5 |
| at Wake Forest         | 01/09/13 | 52-55 | L      | 20-55    | .364       | 3-11    | .273        | 9-12    | .750     | 17  | 23  | 40   | 34.5 | 19  | 8   | 17  | 3   | 6   | 52   | 63.7 |
| at Clemson             | 1/12/13  | 44-59 | L      | 17-48    | .354       | 5-17    | .294        | 5-8     | .625     | 7   | 16  | 23   | 33.8 | 17  | 11  | 12  | 3   | 4   | 44   | 62.4 |
| FLORIDA STATE          | 01/19/13 | 56-36 | W      | 22-45    | .489       | 7-13    | .538        | 5-6     | .833     | 10  | 20  | 30   | 33.6 | 14  | 15  | 16  | 5   | 9   | 56   | 62.1 |
| at Virginia Tech       | 01/24/13 | 74-58 | W      | 26-51    | .510       | 11-23   | .478        | 11-18   | .611     | 5   | 19  | 24   | 33.1 | 18  | 21  | 6   | 3   | 9   | 74   | 62.7 |
| BOSTON COLLEGE         | 01/26/13 | 65-51 | W      | 27-48    | .563       | 2-9     | .222        | 9-11    | .818     | 7   | 22  | 29   | 32.8 | 16  | 15  | 13  | 7   | 7   | 65   | 62.8 |
| NC STATE               | 01/29/13 | 58-55 | W      | 22-54    | .407       | 4-16    | .250        | 10-15   | .667     | 7   | 26  | 33   | 32.8 | 14  | 13  | 8   | 4   | 4   | 58   | 62.6 |
| at Georgia Tech        | 2/3/13   | 60-66 | L      | 22-55    | .400       | 9-22    | .409        | 7-11    | .636     | 13  | 18  | 31   | 32.8 | 22  | 15  | 14  | 3   | 4   | 60   | 62.5 |
| CLEMSON                | 02/07/13 | 78-41 | W      | 30-54    | .556       | 10-24   | .417        | 8-12    | .667     | 5   | 24  | 29   | 32.6 | 17  | 17  | 6   | 6   | 12  | 78   | 63.2 |
| at Maryland            | 02/10/13 | 80-69 | W      | 26-48    | .542       | 11-19   | .579        | 17-23   | .739     | 9   | 25  | 34   | 32.7 | 16  | 15  | 16  | 1   | 5   | 80   | 63.9 |
| VIRGINIA TECH          | 02/12/13 | 73-55 | W      | 22-50    | .440       | 9-19    | .474        | 20-23   | .870     | 6   | 27  | 33   | 32.7 | 13  | 14  | 6   | 3   | 2   | 73   | 64.3 |
| at North Carolina      | 02/16/13 | 81-93 | L      | 31-53    | .585       | 12-21   | .571        | 7-11    | .636     | 3   | 21  | 24   | 32.3 | 21  | 12  | 14  | 2   | 7   | 81   | 65.0 |
| at Miami               | 02-19-13 | 50-54 | L      | 20-52    | .385       | 5-15    | .333        | 5-8     | .625     | 8   | 24  | 32   | 32.3 | 17  | 12  | 7   | 4   | 6   | 50   | 64.4 |
| GEORGIA TECH           | 02/24/13 | 82-54 | W      | 32-59    | .542       | 6-19    | .316        | 12-14   | .857     | 10  | 19  | 29   | 32.2 | 8   | 15  | 5   | 3   | 5   | 82   | 65.0 |
| DUKE                   | 02/28/13 | 73-68 | W      | 24-52    | .462       | 3-11    | .273        | 22-29   | .759     | 9   | 27  | 36   | 32.3 | 18  | 10  | 10  | 6   | 3   | 73   | 65.3 |
| at Boston College      | 3/3/13   | 52-53 | L      | 20-47    | .426       | 7-15    | .467        | 5-7     | .714     | 5   | 20  | 25   | 32.1 | 15  | 12  | 10  | 0   | 3   | 52   | 64.9 |
| at Florida State       | 03/07/13 | 51-53 | L      | 22-57    | .386       | 2-14    | .143        | 5-5     | 1.000    | 15  | 18  | 33   | 32.1 | 13  | 7   | 7   | 2   | 3   | 51   | 64.4 |
| MARYLAND               | 03/10/13 | 61-58 | Wot    | 21-57    | .368       | 4-16    | .250        | 15-23   | .652     | 7   | 33  | 40   | 32.4 | 14  | 9   | 8   | 9   | 6   | 61   | 64.3 |
| vs NC State            | 03/15/13 | 56-75 | L      | 21-54    | .389       | 5-20    | .250        | 9-15    | .600     | 5   | 23  | 28   | 32.2 | 15  | 15  | 10  | 4   | 7   | 56   | 64.0 |
| NORFOLK STATE          | 03/19/13 | 67-56 | W      | 20-42    | .476       | 5-13    | .385        | 22-37   | .595     | 9   | 28  | 37   | 32.4 | 20  | 12  | 17  | 3   | 10  | 67   | 64.1 |
| ST. JOHN'S             | 03/24/13 | 68-50 | W      | 24-44    | .545       | 5-15    | .333        | 15-24   | .625     | 6   | 27  | 33   | 32.4 | 13  | 19  | 12  | 5   | 6   | 68   | 64.2 |
| Virginia               |          | 2184  |        | 799-1740 | .459       | 205-535 | .383        | 381-543 | .702     | 288 | 813 | 1101 | 32.4 | 534 | 480 | 375 | 146 | 198 | 2184 | 64.2 |
| Opponents              |          | 1870  |        | 657-1708 | .385       | 179-583 | .307        | 377-545 | .692     | 311 | 730 | 1041 | 30.6 | 523 | 307 | 436 | 107 | 177 | 1870 | 55.0 |

Games played: 34  
Points/game: 64.2  
FG Pct: 45.9  
3FG Pct: 38.3  
FT Pct: 70.2

Rebounds/game: 32.4  
Assists/game: 14.1  
Turnovers/game: 11.0  
Assist/turnover ratio: 1.3  
Steals/game: 5.8  
Blocks/game: 4.3

2012-13 Virginia Basketball  
Virginia Points-Rebounds-Assists (as of Mar 24, 2013)  
All games

| Opponent                | Date     | Score | 00         |            | 01         |            | 02         |            | 04         |        | 05 |  | 10 |  | 11 |  |
|-------------------------|----------|-------|------------|------------|------------|------------|------------|------------|------------|--------|----|--|----|--|----|--|
|                         |          |       | BROWMAN,DO | EVANS,JONT | JESPERSON, | BARNETTE,T | JONES,TEVE | TOBEY,MIKE | NOLTE,EVAN |        |    |  |    |  |    |  |
| at George Mason         | 11/9/12  | 59-63 | L          | 0-3-2      | DNP        | 2-2-1      | 5-0-0      | DNP        | 5-1-0      | 6-2-3  |    |  |    |  |    |  |
| FAIRFIELD               | 11/12/12 | 54-45 | w          | 0-0-1      | DNP        | 6-1-2      | 0-1-0      | DNP        | 6-3-0      | 11-1-2 |    |  |    |  |    |  |
| DELAWARE                | 11/13/12 | 53-59 | L          | 0-1-1      | 0-1-0      | 2-5-2      | 0-0-0      | DNP        | 0-1-0      | 3-1-0  |    |  |    |  |    |  |
| SEATTLE                 | 11/17/12 | 83-43 | w          | 1-2-0      | DNP        | 3-1-5      | 8-2-4      | 4-3-1      | 17-4-1     | 10-1-3 |    |  |    |  |    |  |
| LAMAR                   | 11/19/12 | 63-44 | w          | 0-0-0      | DNP        | 9-5-1      | 2-1-1      | 6-0-2      | 6-1-0      | 2-0-1  |    |  |    |  |    |  |
| NORTH TEXAS             | 11/20/12 | 80-64 | w          | DNP        | DNP        | 5-1-2      | 0-0-0      | 13-1-4     | 5-0-1      | 13-4-3 |    |  |    |  |    |  |
| at Wisconsin            | 11/28/12 | 60-54 | w          | DNP        | 0-4-0      | 0-3-0      | DNP        | 2-0-3      | 0-0-0      | 8-3-1  |    |  |    |  |    |  |
| GREEN BAY               | 12/01/12 | 67-51 | w          | DNP        | 2-3-7      | 8-1-1      | DNP        | 0-0-2      | 3-1-1      | 2-2-2  |    |  |    |  |    |  |
| TENNESSEE               | 12/05/12 | 46-38 | w          | DNP        | 4-0-4      | 2-4-0      | DNP        | 2-0-3      | 2-2-0      | 2-2-0  |    |  |    |  |    |  |
| MISSISSIPPI VALLEY STAT | 12/08/12 | 67-39 | w          | 0-2-0      | DNP        | 3-1-1      | 3-1-4      | 2-3-2      | 5-3-0      | 2-4-1  |    |  |    |  |    |  |
| MORGAN STATE            | 12/19/12 | 75-57 | w          | 0-1-0      | DNP        | 11-3-1     | 0-3-2      | 2-2-2      | 6-3-1      | 5-1-1  |    |  |    |  |    |  |
| vs Old Dominion         | 12/22/12 | 61-63 | L          | 0-0-0      | DNP        | 3-4-2      | 3-0-2      | 4-4-3      | 6-0-1      | 15-3-0 |    |  |    |  |    |  |
| WOFFORD                 | 12/30/12 | 74-39 | w          | 0-2-6      | DNP        | 3-1-1      | 3-1-1      | 6-1-3      | 19-6-1     | 7-6-2  |    |  |    |  |    |  |
| NORTH CAROLINA          | 01/06/13 | 61-52 | w          | DNP        | 8-0-6      | 7-1-2      | DNP        | 6-2-0      | 2-3-0      | 9-1-2  |    |  |    |  |    |  |
| at Wake Forest          | 01/09/13 | 52-55 | L          | DNP        | 2-4-3      | 0-0-0      | 0-0-0      | 0-1-1      | 14-7-0     | 6-3-0  |    |  |    |  |    |  |
| at Clemson              | 1/12/13  | 44-59 | L          | DNP        | 2-1-3      | 5-0-0      | DNP        | 2-0-0      | 6-2-1      | 6-1-0  |    |  |    |  |    |  |
| FLORIDA STATE           | 01/19/13 | 56-36 | w          | 0-0-1      | 6-5-7      | 8-2-0      | 0-0-0      | 0-0-1      | 2-1-0      | 2-7-1  |    |  |    |  |    |  |
| at Virginia Tech        | 01/24/13 | 74-58 | w          | 0-1-1      | 4-2-6      | 3-0-1      | DNP        | 3-0-1      | 10-3-1     | 18-2-2 |    |  |    |  |    |  |
| BOSTON COLLEGE          | 01/26/13 | 65-51 | w          | 0-2-1      | 3-2-6      | 6-7-2      | DNP        | DNP        | 8-3-0      | 9-2-0  |    |  |    |  |    |  |
| NC STATE                | 01/29/13 | 58-55 | w          | 0-0-0      | 4-1-7      | 0-1-1      | DNP        | 0-0-0      | 13-7-1     | 3-1-0  |    |  |    |  |    |  |
| at Georgia Tech         | 2/3/13   | 60-66 | L          | DNP        | 4-1-4      | 3-1-1      | 3-0-0      | 2-0-1      | 1-2-1      | 6-4-0  |    |  |    |  |    |  |
| CLEMSON                 | 02/07/13 | 78-41 | w          | 0-0-0      | 2-1-8      | 5-2-1      | 9-1-1      | 2-0-0      | DNP        | 9-5-2  |    |  |    |  |    |  |
| at Maryland             | 02/10/13 | 80-69 | w          | DNP        | 5-5-8      | 12-3-0     | 3-0-0      | 0-0-0      | DNP        | 8-5-3  |    |  |    |  |    |  |
| VIRGINIA TECH           | 02/12/13 | 73-55 | w          | 0-1-0      | 8-7-6      | 8-2-1      | 0-1-0      | 5-0-2      | DNP        | 5-4-0  |    |  |    |  |    |  |
| at North Carolina       | 02/16/13 | 81-93 | L          | 0-0-0      | 12-1-5     | 9-2-0      | 3-0-0      | 3-0-1      | DNP        | 6-2-0  |    |  |    |  |    |  |
| at Miami                | 02-19-13 | 50-54 | L          | DNP        | 5-4-7      | 8-4-0      | DNP        | 0-1-0      | DNP        | 6-1-1  |    |  |    |  |    |  |
| GEORGIA TECH            | 02/24/13 | 82-54 | w          | 0-1-0      | 10-3-8     | 6-4-0      | 9-0-1      | 4-1-0      | 7-4-0      | 2-1-0  |    |  |    |  |    |  |
| DUKE                    | 02/28/13 | 73-68 | w          | DNP        | 6-1-3      | 5-4-1      | 0-2-0      | 3-0-0      | 0-1-0      | 2-1-1  |    |  |    |  |    |  |
| at Boston College       | 3/3/13   | 52-53 | L          | DNP        | 4-4-4      | 9-1-1      | 3-0-0      | 0-1-1      | 0-0-0      | 3-2-1  |    |  |    |  |    |  |
| at Florida State        | 03/07/13 | 51-53 | L          | DNP        | 2-1-2      | 5-3-0      | 0-0-0      | 0-0-0      | 12-7-0     | 0-2-0  |    |  |    |  |    |  |
| MARYLAND                | 03/10/13 | 61-58 | w          | 0-0-0      | 3-4-3      | 3-2-0      | 0-0-0      | DNP        | 13-6-1     | 0-0-0  |    |  |    |  |    |  |
| vs NC State             | 03/15/13 | 56-75 | L          | DNP        | 3-3-7      | 3-3-0      | 0-2-0      | 2-0-0      | 6-3-0      | 5-0-0  |    |  |    |  |    |  |
| NORFOLK STATE           | 03/19/13 | 67-56 | w          | DNP        | 6-0-3      | 0-2-0      | 0-0-0      | 7-1-0      | 5-3-0      | 7-5-2  |    |  |    |  |    |  |
| ST. JOHN'S              | 03/24/13 | 68-50 | w          | 0-0-0      | 4-4-5      | 0-1-0      | 13-2-2     | 5-0-1      | 10-3-1     | 0-3-2  |    |  |    |  |    |  |

| Opponent                | Date     | Score | 12         |            | 23         |            | 24         |            | 25     |  | 30 |  | 32 |  |
|-------------------------|----------|-------|------------|------------|------------|------------|------------|------------|--------|--|----|--|----|--|
|                         |          |       | HARRIS,JOE | ANDERSON,J | KIRVEN,CAI | MITCHELL,A | ROGERS,THO | ATKINS,DAR |        |  |    |  |    |  |
| at George Mason         | 11/9/12  | 59-63 | L          | 19-8-3     | 4-3-3      | DNP        | 11-7-0     | DNP        | 7-4-0  |  |    |  |    |  |
| FAIRFIELD               | 11/12/12 | 54-45 | w          | 15-7-3     | 4-5-4      | DNP        | 12-8-2     | DNP        | 0-1-0  |  |    |  |    |  |
| DELAWARE                | 11/13/12 | 53-59 | L          | 20-4-1     | 2-1-2      | DNP        | 15-13-3    | DNP        | 11-3-1 |  |    |  |    |  |
| SEATTLE                 | 11/17/12 | 83-43 | w          | 7-1-0      | 11-2-4     | DNP        | 14-16-1    | 0-0-1      | 8-6-1  |  |    |  |    |  |
| LAMAR                   | 11/19/12 | 63-44 | w          | 17-5-2     | 6-3-2      | DNP        | 10-8-2     | 0-0-0      | 5-1-1  |  |    |  |    |  |
| NORTH TEXAS             | 11/20/12 | 80-64 | w          | 12-2-2     | 14-4-4     | DNP        | 8-4-1      | DNP        | 10-9-1 |  |    |  |    |  |
| at Wisconsin            | 11/28/12 | 60-54 | w          | 22-5-5     | 3-4-0      | DNP        | 11-10-2    | DNP        | 14-7-1 |  |    |  |    |  |
| GREEN BAY               | 12/01/12 | 67-51 | w          | 20-2-2     | 5-1-0      | DNP        | 20-9-2     | DNP        | 7-11-3 |  |    |  |    |  |
| TENNESSEE               | 12/05/12 | 46-38 | w          | 13-6-1     | 0-0-1      | DNP        | 13-12-1    | DNP        | 8-5-0  |  |    |  |    |  |
| MISSISSIPPI VALLEY STAT | 12/08/12 | 67-39 | w          | 3-3-6      | 15-9-2     | 0-0-0      | 20-5-1     | 0-1-0      | 14-7-0 |  |    |  |    |  |
| MORGAN STATE            | 12/19/12 | 75-57 | w          | 14-2-3     | 5-2-1      | DNP        | 15-12-7    | 0-0-0      | 17-4-0 |  |    |  |    |  |
| vs Old Dominion         | 12/22/12 | 61-63 | L          | 18-3-2     | 0-2-2      | DNP        | 8-9-1      | DNP        | 4-4-0  |  |    |  |    |  |
| WOFFORD                 | 12/30/12 | 74-39 | w          | 15-4-3     | 6-2-3      | 0-1-0      | 15-6-2     | 0-1-0      | 0-0-0  |  |    |  |    |  |
| NORTH CAROLINA          | 01/06/13 | 61-52 | w          | 19-5-1     | 1-4-2      | DNP        | 7-11-1     | DNP        | 2-3-0  |  |    |  |    |  |
| at Wake Forest          | 01/09/13 | 52-55 | L          | 13-4-2     | 5-8-2      | DNP        | 10-10-0    | DNP        | 2-2-0  |  |    |  |    |  |
| at Clemson              | 1/12/13  | 44-59 | L          | 14-5-3     | 0-2-0      | DNP        | 7-9-3      | DNP        | 2-1-1  |  |    |  |    |  |
| FLORIDA STATE           | 01/19/13 | 56-36 | w          | 17-4-1     | 8-3-1      | 0-0-0      | 13-5-3     | 0-1-0      | DNP    |  |    |  |    |  |
| at Virginia Tech        | 01/24/13 | 74-58 | w          | 17-3-2     | 11-2-6     | DNP        | 8-8-1      | DNP        | DNP    |  |    |  |    |  |
| BOSTON COLLEGE          | 01/26/13 | 65-51 | w          | 7-5-4      | 16-2-2     | DNP        | 16-6-0     | DNP        | DNP    |  |    |  |    |  |
| NC STATE                | 01/29/13 | 58-55 | w          | 22-4-1     | 2-2-1      | DNP        | 14-12-2    | DNP        | 0-2-0  |  |    |  |    |  |
| at Georgia Tech         | 2/3/13   | 60-66 | L          | 18-6-4     | 10-3-4     | DNP        | 13-12-0    | DNP        | DNP    |  |    |  |    |  |
| CLEMSON                 | 02/07/13 | 78-41 | w          | 21-4-2     | 14-1-2     | 0-2-0      | 16-6-0     | 0-2-1      | DNP    |  |    |  |    |  |
| at Maryland             | 02/10/13 | 80-69 | w          | 22-2-1     | 17-9-3     | DNP        | 13-4-0     | DNP        | 0-3-0  |  |    |  |    |  |
| VIRGINIA TECH           | 02/12/13 | 73-55 | w          | 26-4-1     | 4-3-1      | 0-0-0      | 17-8-3     | 0-0-0      | 0-1-0  |  |    |  |    |  |
| at North Carolina       | 02/16/13 | 81-93 | L          | 27-2-1     | 8-2-5      | DNP        | 9-9-0      | DNP        | 4-3-0  |  |    |  |    |  |
| at Miami                | 02-19-13 | 50-54 | L          | 16-7-2     | 7-1-1      | DNP        | 6-8-1      | DNP        | 2-1-0  |  |    |  |    |  |
| GEORGIA TECH            | 02/24/13 | 82-54 | w          | 15-3-1     | 11-2-4     | DNP        | 18-8-1     | 0-0-0      | DNP    |  |    |  |    |  |
| DUKE                    | 02/28/13 | 73-68 | w          | 36-7-2     | 2-5-2      | DNP        | 19-12-1    | DNP        | DNP    |  |    |  |    |  |
| at Boston College       | 3/3/13   | 52-53 | L          | 14-3-3     | 3-5-1      | DNP        | 16-8-1     | DNP        | DNP    |  |    |  |    |  |
| at Florida State        | 03/07/13 | 51-53 | L          | 13-1-1     | 4-2-1      | DNP        | 15-12-3    | DNP        | 0-1-0  |  |    |  |    |  |
| MARYLAND                | 03/10/13 | 61-58 | w          | 15-5-1     | 8-6-3      | DNP        | 17-10-1    | DNP        | 2-1-0  |  |    |  |    |  |
| vs NC State             | 03/15/13 | 56-75 | L          | 13-4-3     | 3-3-2      | DNP        | 19-8-3     | DNP        | 2-0-0  |  |    |  |    |  |
| NORFOLK STATE           | 03/19/13 | 67-56 | w          | 12-6-2     | 15-5-4     | DNP        | 15-11-1    | DNP        | 0-1-0  |  |    |  |    |  |
| ST. JOHN'S              | 03/24/13 | 68-50 | w          | 7-5-4      | 18-2-4     | 0-0-0      | 11-9-0     | 0-0-0      | DNP    |  |    |  |    |  |

**2012-13 Virginia Basketball**  
**Virginia Game-by-Game Highs (as of Mar 24, 2013)**  
**All games**

| <b>Opponent</b>         | <b>Date</b> | <b>Score</b> | <b>Points</b>                       | <b>Rebounds</b>                             | <b>Assists</b>  | <b>Steals</b>   | <b>Blocked shots</b>   |
|-------------------------|-------------|--------------|-------------------------------------|---|---|---|--|
| at George Mason         | 11/9/12     | 59-63        | 19-Joe Harris                       | 8-Joe Harris                                | 3-Joe Harris<br>Justin Anderson<br>Evan Nolte                   | 2-Akil Mitchell   | 1-Akil Mitchell  |
| FAIRFIELD               | 11/12/12    | 54-45        | 15-Joe Harris                       | 8-Akil Mitchell                             | 4-Justin Anderson   | 3-Evan Nolte  | 1-Akil Mitchell<br>Joe Harris<br>Darion Atkins<br>Justin Anderson  |
| DELAWARE                | 11/13/12    | 53-59        | 20-Joe Harris                       | 13-Akil Mitchell                            | 3-Akil Mitchell   | 3-Evan Nolte  | 1-Mike Tobey<br>Justin Anderson<br>Paul Jesperson<br>Akil Mitchell |
| SEATTLE                 | 11/17/12    | 83-43        | 17-Mike Tobey                       | 16-Akil Mitchell                            | 5-Paul Jesperson  | 3-Akil Mitchell   | 4-Darion Atkins  |
| LAMAR                   | 11/19/12    | 63-44        | 17-Joe Harris                       | 8-Akil Mitchell                             | 2-Joe Harris<br>Justin Anderson<br>Teven Jones<br>Akil Mitchell | 3-Joe Harris<br>Evan Nolte                                      | 2-Paul Jesperson<br>Joe Harris                                     |
| NORTH TEXAS             | 11/20/12    | 80-64        | 14-Justin Anderson                  | 9-Darion Atkins                             | 4-Teven Jones<br>Justin Anderson                                | 3-Justin Anderson   | 2-Darion Atkins  |
| at Wisconsin            | 11/28/12    | 60-54        | 22-Joe Harris                       | 10-Akil Mitchell                            | 5-Joe Harris  | 2-Teven Jones   | 2-Darion Atkins  |
| GREEN BAY               | 12/01/12    | 67-51        | 20-Joe Harris<br>Akil Mitchell      | 11-Darion Atkins                            | 7-Jontel Evans  | 5-Jontel Evans  | 4-Darion Atkins  |
| TENNESSEE               | 12/05/12    | 46-38        | 13-Joe Harris<br>Akil Mitchell      | 12-Akil Mitchell                            | 4-Jontel Evans  | 1-Darion Atkins<br>Teven Jones                                  | 3-Darion Atkins  |
| MISSISSIPPI VALLEY STAT | 12/08/12    | 67-39        | 20-Akil Mitchell                    | 9-Justin Anderson                           | 6-Joe Harris  | 4-Akil Mitchell   | 3-Mike Tobey   |
| MORGAN STATE            | 12/19/12    | 75-57        | 17-Darion Atkins                    | 12-Akil Mitchell                            | 7-Akil Mitchell   | 3-Teven Jones<br>Darion Atkins                                  | 1-Justin Anderson<br>Darion Atkins                                 |
| vs Old Dominion         | 12/22/12    | 61-63        | 18-Joe Harris                       | 9-Akil Mitchell                             | 3-Teven Jones   | 1-Darion Atkins   | 2-Darion Atkins  |
| WOFFORD                 | 12/30/12    | 74-39        | 19-Mike Tobey                       | 6-Evan Nolte<br>Akil Mitchell<br>Mike Tobey | 6-Doug Browman  | 4-Akil Mitchell   | 1-Mike Tobey<br>Paul Jesperson                                     |
| NORTH CAROLINA          | 01/06/13    | 61-52        | 19-Joe Harris                       | 11-Akil Mitchell                            | 6-Jontel Evans  | 2-Joe Harris<br>Akil Mitchell                                   | 2-Darion Atkins<br>Justin Anderson                                 |
| at Wake Forest          | 01/09/13    | 52-55        | 14-Mike Tobey                       | 10-Akil Mitchell                            | 3-Jontel Evans  | 2-Teven Jones<br>Akil Mitchell                                  | 1-Akil Mitchell<br>Joe Harris<br>Evan Nolte                        |
| at Clemson              | 1/12/13     | 44-59        | 14-Joe Harris                       | 9-Akil Mitchell                             | 3-Akil Mitchell<br>Joe Harris<br>Jontel Evans                   | 2-Akil Mitchell   | 2-Darion Atkins  |
| FLORIDA STATE           | 01/19/13    | 56-36        | 17-Joe Harris                       | 7-Evan Nolte                                | 7-Jontel Evans  | 4-Joe Harris  | 3-Justin Anderson  |
| at Virginia Tech        | 01/24/13    | 74-58        | 18-Evan Nolte                       | 8-Akil Mitchell                             | 6-Justin Anderson<br>Jontel Evans                               | 4-Evan Nolte  | 2-Evan Nolte   |
| BOSTON COLLEGE          | 01/26/13    | 65-51        | 16-Akil Mitchell<br>Justin Anderson | 7-Paul Jesperson                            | 6-Jontel Evans  | 3-Paul Jesperson  | 3-Joe Harris   |
| NC STATE                | 01/29/13    | 58-55        | 22-Joe Harris                       | 12-Akil Mitchell                            | 7-Jontel Evans  | 1-Mike Tobey<br>Evan Nolte<br>Justin Anderson<br>Paul Jesperson | 2-Mike Tobey   |
| at Georgia Tech         | 2/3/13      | 60-66        | 18-Joe Harris                       | 12-Akil Mitchell                            | 4-Justin Anderson<br>Joe Harris<br>Jontel Evans                 | 2-Paul Jesperson  | 1-Joe Harris<br>Akil Mitchell<br>Justin Anderson                   |
| CLEMSON                 | 02/07/13    | 78-41        | 21-Joe Harris                       | 6-Akil Mitchell                             | 8-Jontel Evans  | 4-Akil Mitchell   | 2-Evan Nolte<br>Paul Jesperson                                     |
| at Maryland             | 02/10/13    | 80-69        | 22-Joe Harris                       | 9-Justin Anderson                           | 8-Jontel Evans  | 2-Joe Harris  | 1-Justin Anderson  |

2012-13 Virginia Basketball  
Virginia Game-by-Game Highs (as of Mar 24, 2013)  
All games

| Opponent                              | Date     | Score | Points                              | Rebounds         | Assists                           | Steals  | Blocked shots                                     |
|---------------------------------------|----------|-------|-------------------------------------|------------------|-----------------------------------|---|---|
| VIRGINIA TECH<br>at North Carolina    | 02/12/13 | 73-55 | 26-Joe Harris                       | 8-Akil Mitchell  | 6-Jontel Evans                    | Akil Mitchell   | 2-Paul Jespersen                                  |
|                                       | 02/16/13 | 81-93 | 27-Joe Harris                       | 9-Akil Mitchell  | 5-Jontel Evans<br>Justin Anderson | 2-Akil Mitchell<br>2-Paul Jespersen<br>Jontel Evans<br>Joe Harris                                 | 1-Justin Anderson<br>Joe Harris                   |
| at Miami<br>GEORGIA TECH              | 02-19-13 | 50-54 | 16-Joe Harris                       | 8-Akil Mitchell  | 7-Jontel Evans                    | 2-Evan Nolte  | 3-Justin Anderson                                 |
|                                       | 02/24/13 | 82-54 | 18-Akil Mitchell                    | 8-Akil Mitchell  | 8-Jontel Evans                    | 2-Justin Anderson   | 1-Justin Anderson<br>Evan Nolte<br>Paul Jespersen |
| DUKE                                  | 02/28/13 | 73-68 | 36-Joe Harris                       | 12-Akil Mitchell | 3-Jontel Evans                    | 1-Jontel Evans<br>Justin Anderson<br>Joe Harris   | 2-Justin Anderson<br>Joe Harris                   |
| at Boston College<br>at Florida State | 3/3/13   | 52-53 | 16-Akil Mitchell                    | 8-Akil Mitchell  | 4-Jontel Evans                    | 2-Akil Mitchell   | None  |
|                                       | 03/07/13 | 51-53 | 15-Akil Mitchell                    | 12-Akil Mitchell | 3-Akil Mitchell                   | 2-Joe Harris  | 1-Mike Tobey<br>Akil Mitchell                     |
| MARYLAND                              | 03/10/13 | 61-58 | 17-Akil Mitchell                    | 10-Akil Mitchell | 3-Jontel Evans<br>Justin Anderson | 1-Evan Nolte<br>Justin Anderson<br>Taylor Barnette<br>Darion Atkins<br>Joe Harris<br>Jontel Evans | 5-Justin Anderson                                 |
| vs NC State                           | 03/15/13 | 56-75 | 19-Akil Mitchell                    | 8-Akil Mitchell  | 7-Jontel Evans                    | 3-Akil Mitchell   | 2-Akil Mitchell                                   |
| NORFOLK STATE                         | 03/19/13 | 67-56 | 15-Justin Anderson<br>Akil Mitchell | 11-Akil Mitchell | 4-Justin Anderson                 | 4-Jontel Evans  | 1-Justin Anderson<br>Evan Nolte<br>Paul Jespersen |
| ST. JOHN'S                            | 03/24/13 | 68-50 | 18-Justin Anderson                  | 9-Akil Mitchell  | 5-Jontel Evans                    | 2-Jontel Evans  | 3-Justin Anderson                                 |