



VIRGINIA

2012-13 CAVALIER MEN'S BASKETBALL GAME NOTES

2012-13 Schedule/Results

11/9	at George Mason	[MASN]	L, 63-59
11/12	FAIRFIELD ¹	[ESPN3]	W, 54-45
11/13	DELAWARE ¹	[ESPN3]	L, 59-53
11/17	SEATTLE	[ESPN3]	W, 83-43
11/19	LAMAR ¹		W, 63-44
11/20	NORTH TEXAS ¹		W, 80-64
11/28	at Wisconsin ²	[ESPN2]	W, 60-54
12/1	GREEN BAY	[RSN]	W, 67-51
12/5	TENNESSEE	[ESPN3]	W, 46-38
12/8	MISS. VALLEY STATE	[ESPN3]	W, 67-39
12/19	MORGAN STATE	[ESPN3]	W, 75-57
12/22	vs. Old Dominion ³	[NBCSN]	L, 63-61
12/30	WOFFORD	[RSN]	W, 74-39
1/6	NORTH CAROLINA *	[ESPNU]	W, 61-52
1/9	at Wake Forest *	[RSN]	L, 55-52
1/12	at Clemson *	[ACCN]	L, 59-44
1/19	FLORIDA STATE *	[ACCN]	W, 56-36
1/24	at Virginia Tech *	[ACCN]	W, 74-58
1/26	BOSTON COLLEGE *	[RSN]	W, 65-51
1/29	#19 NC STATE *	[ESPN2]	W, 58-55
2/3	at Georgia Tech *	[ESPNU]	L, 66-60
2/7	CLEMSON *	[ESPN2]	W, 78-41
2/10	at Maryland *	[ACCN]	W, 80-69
2/12	VIRGINIA TECH *	[ESPNU]	W, 73-55
2/16	at North Carolina *	[ACCN]	L, 93-81
2/19	at #2 Miami *	[ESPNU]	L, 54-50
2/24	GEORGIA TECH *	[ACCN]	W, 82-54
2/28	#3 DUKE *	[ESPN]	W, 73-68
3/3	at Boston College *	[ACCN]	4 p.m.
3/7	at Florida State *	[ESPN2]	7 p.m.
3/10	MARYLAND *	[ESPNU]	6 p.m.
3/14-17	at ACC Tournament, Greensboro, N.C.		

* ACC game

1 NIT Season Tip-Off, Charlottesville, Va.

2 ACC/Big Ten Challenge, Madison, Wis.

3 Governor's Holiday Hoops Classic, Richmond, Va.

[MASN] - Mid-Atlantic Sports Network

[NBCSN] - NBC Sports Network

[ACCN] - ACC Network

[RSN] - Regional Sports Networks

All Times Eastern

Rankings are Associated Press

36

BY THE NUMBERS

Joe Harris' 36 points were the most for a Uva player during Tony Bennett's

four years as head coach, eclipsing the 35 points by former Cavalier Mike Scott last season. Washington State's Derrick Low's 37 points vs. No. 7 Oregon on Jan. 27, 2007 are the most for an individual during Bennett's seven-year head coaching career.

Game #29 - March 3, 2013

Chestnut Hill, Mass. • Conte Forum (8,606) • 4 p.m. •

Twitter: @UVAMensHoops & @erichjbacher



Virginia (20-8, 10-5 ACC) at Boston College (12-16, 4-11 ACC)

VIRGINIA (Dave Koehn, Ted Jeffries)

ACC NETWORK (Tom Werme, Dave Odom)

Online: **ESPN 3**

FOR OPENERS

- The Cavaliers are tied for third in the ACC at 10-5, while Boston College is 11th at 4-11.
- The Cavaliers rank fourth nationally in scoring defense at 54.5 points per game as of March 1.
- Virginia has posted back-to-back 20-win seasons for the first time since 1991-92 and 1992-93.
- Junior guard Joe Harris, who scored a career-high 36 points vs. Duke, is the only player in the ACC ranked in the top 10 in 3-point field goal percentage (1st), field goal percentage (6th) and free throw percentage (7th).
- Virginia has improved its ACC record in each of the last four seasons (5 wins in 2009-10, 7 wins in 2010-11, 9 wins in 2011-12 and 10 wins in 2012-13).
- Virginia has held its ACC opponents under 60 points in 11 of 15 games.

A WIN AT BOSTON COLLEGE WOULD:

- Give Uva 21 wins, tying for the second-most since 2006-07.
- Give Virginia its second win against Boston College in Chestnut Hill.
- Give Virginia its most ACC wins since winning 11 in 2006-07.
- Give Cavalier head coach Tony Bennett a .500 record (32-32) in ACC action.

ALL-TIME VS. BOSTON COLLEGE

- Virginia is 9-6 all-time vs. Boston College in a series that dates back to 1970-71.
- The Cavaliers are 6-6 against Boston College since the Eagles joined the ACC in 2005-06.
- The Cavaliers aim for their first two-game regular season sweep against Boston College since 2007-08.
- Virginia is 1-3 against Boston College in Chestnut Hill.
- Virginia's only road win at Boston College was a 79-74 decision on Feb. 17, 2008.
- The Cavaliers are 3-2 in their last five games against Boston College and 5-5 in their last 10.

LAST TIME VS. BOSTON COLLEGE

- Uva beat Boston College, 65-51, on Saturday, Jan. 26.
- Justin Anderson scored 16 points and Akil Mitchell added 16 points and six rebounds to lead the Cavaliers.
- Paul Jespersion added a career-high seven rebounds and Jontel Evans added six assists.
- Virginia shot 77.3% from the floor in the second half, marking a season high for a half and highest since shooting 78.3% (18-of-23) in second half vs. Georgia Tech on Feb. 7, 1984.
- Boston College's Ryan Anderson (14), Olivier Hanlan (10) and Joe Hahon (10) landed in double figures in scoring for the Eagles.

Starting Lineup vs. Duke (2/28/13)

G	1	Jontel Evans	Sr.	4.6 ppg	2.4 rpg	5.2 apg
• Ranks second in the ACC with 5.8 assists per game in 15 league games						
G	12	Joe Harris	Jr.	17.3 ppg	4.2 rpg	2.2 apg
• Averaging 21.4 points in the last nine games						
G	2	Paul Jespersion	So.	5.1 ppg	2.3 rpg	1.0 apg
• Has made at least one 3-pointer in eight consecutive games						
F	25	Akil Mitchell	Jr.	12.8 ppg	8.8 rpg	1.3 spg
• Has nine double-doubles this season and 10 career						
F	23	Justin Anderson	Fr.	6.8 ppg	3.1 rpg	2.3 apg
• Leads Uva freshmen in scoring, rebounding, assists and blocked shots						

Virginia Athletics Media Relations • 154 John Paul Jones Arena, PO Box 400853, Charlottesville, VA 22904 • Office: (434) 982-5500 • Fax: (434) 982-5525

Erich Bacher (Primary Men's Basketball Contact)
Steve Kirkland (Secondary Men's Basketball Contact)

Office: (434) 982-5530
Office: (434) 982-5535

Cell: (720) 318-5538
Cell: (434) 825-5241

Email: bacher@virginia.edu
Email: skirkland@virginia.edu

National Rankings

ASSOCIATED PRESS (Monday, Feb. 25)

1	Indiana (64)	24-3	1,624
2	Gonzaga (1)	27-2	1,530
3	Duke	24-3	1,461
4	Michigan	23-4	1,411
5	Miami (FL)	22-4	1,317
6	Kansas	23-4	1,272
7	Georgetown	21-4	1,236
8	Florida	22-4	1,164
9	Michigan State	22-6	1,105
10	Louisville	22-5	1,047
11	Arizona	23-4	998
12	Syracuse	22-5	915
13	Kansas State	22-5	875
14	New Mexico	23-4	764
15	Oklahoma State	20-6	692
16	Ohio State	20-7	675
17	Wisconsin	19-8	558
18	Saint Louis	21-5	495
19	Memphis	24-3	453
20	Butler	22-6	351
21	Notre Dame	22-6	328
22	Marquette	19-7	317
23	Pittsburgh	21-7	158
24	Oregon	22-6	61
25	Louisiana Tech	24-3	54

Others receiving votes: Colorado State 49, Virginia Commonwealth 45, Akron 43, Wichita State 35, Saint Mary's 24, Illinois 19, Connecticut 18, UNLV 13, **North Carolina 8**, California 5, Middle Tennessee 2, Missouri 1, Belmont 1, Stephen F. Austin 1

ESPN/USA TODAY COACHES (Monday, Feb. 25)

1	Indiana (28)	24-3	772
2	Gonzaga (3)	27-2	738
3	Duke	24-3	700
4	Michigan	23-4	654
5	Kansas	23-4	619
6	Florida	22-4	596
7	Miami (FL)	22-4	581
8	Georgetown	21-4	552
9	Louisville	22-5	535
10	Michigan State	22-6	520
11	Arizona	23-4	458
12	Syracuse	22-5	420
13	Kansas State	22-5	398
14	New Mexico	23-4	369
15	Ohio State	20-7	328
16	Wisconsin	19-8	284
17	Memphis	24-3	281
18	Oklahoma State	20-6	277
19	Saint Louis	21-5	199
20	Notre Dame	22-6	169
21	Butler	22-6	161
22	Marquette	19-7	104
23	Saint Mary's	24-5	54
24	Akron	22-4	53
25	Virginia Commonwealth	22-6	52

Others receiving votes: Pittsburgh 38, Oregon 37, Middle Tennessee 29, Louisiana Tech 24, San Diego State 13, UNLV 12, Wichita State 12, Colorado State 10, Connecticut 5, Illinois 5, Oklahoma 5, **North Carolina 3**, California 3, UCLA 2, Belmont 1, Creighton 1, Kentucky 1

2012-13 Opponents in Bold

LAST TIME OUT

- Virginia beat No. 3 Duke, 73-68, on Thursday, Feb. 28.
- The win broke the Cavaliers' eight-game losing streak against the Blue Devils.
- The win was Virginia's first against a top-5 opponent since an 87-84 win over No. 3 Duke on Feb. 28, 2002.
- Joe Harris' 36 points were the most by an ACC player this season and the most by a Cavalier since Sean Singletary scored 41 points at Miami (March 1, 2008).
- Akil Mitchell added 19 points and 12 rebounds for his ninth double double and 10th career.
- The Cavaliers outrebounded Duke, 36-25, and limited the Blue Devils to three offensive rebounds and 39.6 percent shooting from the field.

EMBRACE THE PACE

- The Cavaliers rank in the top seven nationally in five defensive categories: points per game (4th), assists per game (4th), fouls per game (9th), possessions per 40 minutes (10th) and points per possession (10th) as of March 1.
- The Cavaliers have held 21 of their 28 opponents under 60 points this season.
- Virginia has held eight opponents under 50 points this season.
- The Cavaliers have held four opponents (Tennessee, Mississippi Valley State, Wofford and Florida State) under 40 points this season.
- UVa has held its opponent under 43 percent shooting from the field in 19 of 28 games.
- The Cavaliers have held an opponent under 20 points in a half eight times this season:

10, 1st half, vs. Clemson, Feb. 7, 2013

13, 1st half, vs. Seattle, Nov. 17, 2012

15, 2nd half, vs. Fairfield, Nov. 12, 2012

15, 1st half vs. Florida State, Jan. 19, 2013

16, 1st half, vs. Tennessee, Dec. 5, 2012

17, 2nd half, vs. MVSU, Dec. 8, 2012

17, 1st half, vs. Wofford, Dec. 30, 2012

18, 1st half, vs. Lamar, Nov. 19, 2012

NATIONAL DEFENSIVE RANKINGS

Points/Game	54.5	4th
Assists/Game	8.8	4th
Fouls/Game	14.9	9th
Possessions/40 Minutes	61.1	10th
Points Per Possession	.89	10th

HEAD COACH TONY BENNETT

- Head coach Tony Bennett has posted a 73-49 mark in four seasons at UVa.
- Bennett has a 142-82 career record in seven seasons of collegiate coaching, including a 31-32 mark in ACC action.
- Bennett is 3-3 vs. Boston College as head coach of Virginia.
- Bennett guided the Cavaliers to their first NCAA Tournament since 2007 last season with a 22-10 record, and UVa's 22 wins were its most since 25 in 1994-95.
- Bennett has led Virginia to a pair of 20-win seasons.
- UVa's 10 ACC wins in 2012-13 are its most since 11 in 2006-07.
- Bennett is one of 18 Division I head coaches who played in the NBA.

NO ORDINARY JOE

- Joe Harris is averaging a career-high 17.3 points, 4.2 rebounds and 2.2 assists per game.
- Harris ranks second all-time at UVa in career 3-point shooting accuracy at 42.1 percent.
- Harris ranks sixth on UVa's career 3-pointer list with 180.
- Harris ranks 35th at UVa with 1,134 career points.
- Harris has led UVa in scoring 31 times and has scored in double figures 61 times in 91 career games.
- Harris has led UVa in scoring 19 times this season and has nine 20-point games (20 vs. Delaware, 22 at Wisconsin, 20 vs. Green Bay, 22 vs. NC State, 21 vs. Clemson, 22 at Maryland, 26 vs. Virginia Tech, 27 at North Carolina and a career-high 36 vs. Duke).

ACC INDIVIDUAL RANKINGS (AS OF MARCH 1)

- Joe Harris ranks first in the ACC in 3-point shooting accuracy (46.2%), second in scoring (17.3 ppg), fourth in made 3-point field goals per game (2.4), sixth in field goal percentage (50.3%) and seventh in free throw percentage (77.8%).
- Akil Mitchell ranks third in rebounding (8.8 rpg) and defensive rebounds per game (6.2), eighth in offensive rebounds per game (2.6) and tied for 18th in scoring (12.8 ppg).
- Darion Atkins ranks 10th in blocked shots per game (1.2).

ACC NOTES

- The Cavaliers rank first in the ACC in scoring defense (54.5) and second in 3-point field goal percentage defense (29.9%) and scoring margin (+10.9).
- In 15 ACC games, Joe Harris ranks second in scoring (19.3 ppg), third in 3-point field goal percentage (45.8%) and field goal percentage (52.7%), fourth in free throw percentage (80%) and fifth in made 3-point field goals per game (2.5).
- Akil Mitchell is tied for fourth in rebounding (8.5 rpg) and tied for sixth in steals (1.3 spg).
- Jontel Evans ranks second in assists at 5.8 per game.
- Harris has led UVa in scoring in eight of the last nine ACC games and 11 of 15 overall.

AKIL HAS A FEEL

- Akil Mitchell is averaging a career-high 12.8 points and 8.8 rebounds per game.
- Mitchell has nine double-doubles this season (15-13 vs. Delaware, 14-16 vs. Seattle, 11-10 at Wisconsin, 13-12 vs. Tennessee, 15-12 vs. Morgan State, 10-10 at Wake Forest, 14-12 vs. NC State, 13-12 at Georgia Tech and 19-12 vs. Duke).
- Mitchell has scored in double figures in 21 of 28 games.
- Mitchell has scored a career-high 20 points vs. Green Bay (12/1/12) and Mississippi Valley State (12/8/12) and an ACC high of 19 points vs. Duke (2/28/13).
- Mitchell has led UVa in rebounds in 21 games.

RECORDS WATCH

- Jontel Evans needs 11 assists to pass Cory Alexander (1992-95) for eighth on UVa's career list.
- Evans needs 18 steals to tie Sammy Zeglinski (2008-12) for 10th on UVa's career list.
- Joe Harris needs 21 3-pointers to pass Sammy Zeglinski (2008-12) for fifth on UVa's career list.
- Harris needs nine points to pass Mike Katos (1966-68) and Joe Noertker (1947-50) for 33rd on UVa's career list.

FOUNTAIN OF YOUTH

- Five Virginia freshmen (Justin Anderson, Taylor Barnette, Teven Jones, Evan Nolte and Mike Tobey) have started at least one game this season.
- Anderson leads the newcomers in scoring at 6.8 points per game, followed by Nolte (6.5), Tobey (6.2), Jones (3.0) and Barnette (2.7).
- UVa freshmen are averaging 22.8 points per game, which marks the most since Cavalier freshmen averaged 27.3 ppg in 2003-04.
- Three different freshmen have led UVa in scoring six times:
 - Mike Tobey (19) vs. Wofford (12/30/12)
 - Evan Nolte (18) at Virginia Tech (1/24/13)
 - Mike Tobey (17) vs. Seattle (11/17/12)
 - Justin Anderson (16) vs. Boston College (1/26/13)
 - Justin Anderson (14) vs. North Texas (11/20/12)
 - Mike Tobey (14) at Wake Forest (1/9/13)
- A freshman has led UVa in rebounding four times:
 - Justin Anderson (9) at Maryland (2/10/13)
 - Justin Anderson (9) vs. North Texas (11/20/12)
 - Evan Nolte (7) vs. Florida State (Jan. 19, 2013)
 - Mike Tobey (6) and Evan Nolte (6) vs. Wofford (Dec. 30, 2012)

- UVa started three freshmen (Anderson, Tobey and Barnette) in a game vs. George Mason for the first time in school history.

ANDERSON NAMED ACC ROOKIE OF THE WEEK

- Justin Anderson earned ACC Rookie of the Week honors Feb. 11 after averaging 15.5 points, 5.0 rebounds, 2.5 assists and 1.5 steals in wins over Clemson and Maryland (2/10/13).
- He became Virginia's first ACC Rookie of the Week since K.T. Harrell in 2010-11.

CARRYING ON WITH OR WITHOUT DARION

- Forward Darion Atkins has missed seven of the last 12 games with a right leg injury.
- Atkins has started 12 games and is averaging 5.6 points, 3.7 rebounds and 1.2 blocks per game.
- He scored a career-best 17 points vs. Morgan State (12/19/12) and grabbed a career-high 11 rebounds vs. Green Bay (12/1/12).

UVa Records Watch
CAREER ASSISTS

Name	Career Assists
1. John Crotty (1988-91)	683
2. Jeff Jones (1979-82)	598
3. Sean Singletary (2005-08)	587
4. Donald Hand (1998-01)	529
5. Othell Wilson (1981-84)	493
6. Harold Deane (1994-97)	468
7. John Johnson (1985-88)	426
8. Cory Alexander (1992-95)	401
9. Jontel Evans (2010-pres.)	391
10. Barry Parkhill (1971-73)	369

CAREER STEALS

Name	Career Steals
1. Othell Wilson (1981-84)	222
2. Sean Singletary (2005-08)	200
3. Jeff Jones (1979-82)	189
Chris Williams (1999-02)	189
5. Harold Deane (1994-97)	179
Donald Hand (1998-01)	179
7. Bryant Stith (1989-92)	177
8. Richard Morgan (1986-89)	160
9. Adam Hall (1999-02)	157
10. Sammy Zeglinski (2008-12)	156
* Jontel Evans (2010-pres.)	138

CAREER 3-POINTERS

Name	Career 3FGs
1. Curtis Staples (1995-98)	413
2. Harold Deane (1994-97)	237
3. Sean Singletary (2005-08)	222
4. J.R. Reynolds (2004-07)	221
5. Sammy Zeglinski (2008-12)	200
6. Joe Harris (2011-pres.)	180

**CAREER 3FG PERCENTAGE
(MIN 100 3FG MADE)**

Name	FG-FGA	FG%
1. Keith Friel (2000-01)	107-254	.421
2. Joe Harris (2011-pres.)	180-428	.421
3. Todd Billet (2003-04)	156-398	.392
4. Curtis Staples (1995-98)	413-1079	.383
5. Roger Mason, Jr. (2000-02)	137-365	.375

1,000 POINT SCORERS

Name	Career Points
1. Bryant Stith (1989-92)	2,516
2. Jeff Lamp (1978-81)	2,317
3. Buzzy Wilkinson (1953-55)	2,233
4. Ralph Sampson (1980-83)	2,228
5. Sean Singletary (2005-08)	2,079
10. Curtis Staples (1995-98)	1,757
20. Jim Connelly (1965-67)	1,426
25. Cory Alexander (1992-95)	1,286
30. Roger Mason, Jr. (2000-02)	1,231
31. Kenny Turner (1988-91)	1,220
32. Jim Miller (1982-85)	1,218
33. Mike Katos (1966-68)	1,178
34. Joe Noertker (1947-50)	1,177
35. Joe Harris (2011-pres.)	1,170

- UVa is 9-3 with Atkins in the starting lineup.
- Atkins led UVa with 19 blocked shots last year and ranks second with 25 this season.

HOLDING FOES UNDER 50

- Virginia is 8-0 this season when holding opponents under 50 points.
- Virginia is 25-1 when holding opponents under 50 points in the Tony Bennett era.
- In 2011-12, UVa set an ACC record during the shot clock era by holding 11 opponents under 50 points.
- The 11 games of holding opponents under 50 points were the most for Virginia since holding 16 opponents under 50 points in 1945-46.

THE ELECTRIC 70s

- Virginia is 35-3 when scoring at least 70 points under Tony Bennett.
- The Cavaliers are 38-46 over the past four seasons when scoring under 70 points.

60 IS THE NEW 70

- UVa is 16-3 when scoring at least 60 points and 4-5 when scoring under 60 points.
- Last season, Virginia was 18-2 when scoring at least 60 points and 4-8 when scoring under 60 points.

NOT SO FAST BREAK

- Virginia has held 27 of its 28 opponents to fewer than 10 fast break points.
- The Cavaliers held Wisconsin, Mississippi Valley State, Wake Forest, Clemson, Florida State, Virginia Tech and Georgia Tech without a fast break point.

CLEANING THE GLASS

- Virginia, which is averaging 32.3 rebounds per game, has outrebounded its opponent in 17 of 28 games and is 14-3 in those games.
- The Cavaliers have grabbed eight or more offensive rebounds in 16 games.
- Akil Mitchell leads Virginia in offensive rebounds (73), defensive rebounds (174) and total rebounds (247).

VIRGINIA VS. RANKED OPPONENTS

- Virginia is 122-309 vs. ranked opponents, including a 24-119 mark against top-5 foes, since 1953-54.
- The Cavaliers are 1-26 vs. No. 1-ranked opponents (86-73 vs. No. 1 North Carolina on Jan. 30, 1986).
- Virginia is 7-13 against ranked opponents, including a 1-6 mark vs. top five opponents, in the Tony Bennett era.
- The Cavaliers are 2-1 vs. ranked opponents this season, defeating No. 19 NC State (1/29/13) and No. 3 Duke (2/28/13) and losing at No. 2 Miami (2/19/13).

THERE'S NO PLACE LIKE HOME AT JPJ

- Virginia is 90-32 (.738) in seven seasons at John Paul Jones Arena.
- Virginia's 17 home wins this season (17-1) are a school record, breaking the previous mark of 16 set in 2006-07 (first year of JPJA, 16-1).
- The Cavaliers' 16-game home winning streak is a JPJ record and their longest home winning streak since the school-record 34 game home winning streak (1980-83).
- Virginia is 52-16 (.765) at home under head coach Tony Bennett.

NOTE WORTHY

- The Cavs are 20-6 when limiting opponents to less than 50 percent shooting from the field.
- UVa is 13-2 when shooting 70 percent or better from the free throw line.
- Virginia reserves have scored 10 or more points in 25 of 28 games.
- UVa has used eight different starting lineups this season.
- Joe Harris and Akil Mitchell have started every game.
- UVa has more blocked shots this season (123) than all of last season (88).
- The 84 combined points in the Virginia-Tennessee game tied for the lowest total in UVa history during the shot-clock era (UVa 46-38).
- UVa allowed under 40 points for two straight games (vs. Tennessee and Mississippi Valley State) for the first time since 1948-49 (38 by Langley Field, 39 by Richmond Royals).
- The Cavaliers held Florida State to 36 points, tying a school record for least points allowed to an ACC opponent (NC State, 36, Feb. 10, 1982)

MEDIA INFORMATION**PRESS CREDENTIALS**

Media members interested in obtaining season or game credentials should contact Erich Bacher via email at bacher@virginia.edu, office phone (434) 982-5530 or cell phone (720) 318-5538. Please allow ample time for credentials to be mailed to you. We would like to receive credential requests no later than 10 days prior to the game if at all possible. Credentials that can't be mailed will be held for pickup at the will call window at John Paul Jones Arena. You must have a press pass to be admitted to the media area and the press room.

PHOTO CREDENTIALS

All photographers and camera operators must wear a visible credential issued by the Virginia athletics media relations office. Photographers work from the baselines at both ends of the court at John Paul Jones Arena. Live television is given top priority for courtside space.

PRESS PARKING

Press parking passes are provided upon request on a limited basis. If you need a parking pass, please be sure to inform the UVa athletics media relations office when making your press or photo credential request.

INTERVIEWS

All requests for interviews with Virginia basketball coaches and players should be made through Erich Bacher in the athletics media relations office. It is requested you allow the athletics media relations staff at least one day, preferably longer, to arrange an interview.

POSTGAME INTERVIEWS

Virginia head coach Tony Bennett and the visiting head coach will meet with media representatives in the press room after each game at John Paul Jones Arena. The first coach will be available in the press room approximately 10 minutes after the conclusion of the game and the second coach will be in the press room approximately 20 minutes after the game. Virginia players will be available in the team meeting room adjacent to the men's basketball locker room after home games.

RADIO

Each visiting school is allowed one free radio broadcast from John Paul Jones Arena. The Virginia athletics media relations office provides two ISDN lines and three business touchtone lines for use by the visiting broadcast crew. Radio network crews work from a courtside location at the scorer's table. Three seats are available at the table and one seat behind the visitor's broadcast location.

GAME SERVICES

Information packets are available before each game at John Paul Jones Arena, and a full statistical summary and play-by-play sheets are distributed at halftime and after the game. Quotes from both coaches and two or three players from each team will be available at the conclusion of the game. A pregame meal is served for working members of the media in the press room on the event level of John Paul Jones Arena.

TELEPHONES/WIRELESS

The Virginia athletics media relations office will have a limited number of telephones available for postgame reporting. Should you require your own telephone for game coverage, please contact Darlene Craig or Jim Daves in the Virginia athletics media relations office. A wireless network is available at John Paul Jones Arena for visiting media. A UVa media relations representative will provide login directions.

LONG RANGE BOMBERS

- Virginia is shooting a school-record 40 percent from 3-point land, eclipsing the 38.8 percent accuracy set in 2010-11.
- UVA has made 177 3-pointers in 28 games this season, eclipsing last year's total of 155 in 32 games.
- The Cavaliers made a season-high 12 3-pointers at North Carolina (2/16/13).
- Virginia has made 10 or more 3-pointers in four games.
- Virginia has shot 50 percent or better from 3-point range in seven games (North Texas, Green Bay, Wofford, North Carolina (2), Florida State and Maryland).
- The Cavaliers set a John Paul Jones Arena team record for 3-point shooting percentage in a game by drilling 8-of-11 (72.7%) shots beyond the arc vs. North Texas (11/20/12).

ALL-TIME VS. ACC OPPONENTS

- Virginia is 511-680 all-time against current ACC members (9-6 vs. Boston College, 69-52 vs. Clemson, 84-53 vs. Virginia Tech, 49-115 vs. Duke, 18-21 vs. Florida State, 35-39 vs. Georgia Tech, 72-106 vs. Maryland, 5-10 vs. Miami, 50-128 vs. UNC, 59-81 vs. NC State and 60-70 vs. Wake Forest.)

VIRGINIA PICKED 7TH IN THE ACC

- Virginia was selected seventh in the preseason poll at ACC Operation Basketball.
- The Cavaliers, who were picked fourth and finished fourth last season, have finished at or higher than their predicted finish in each of the last four seasons.
- NC State is the preseason favorite, followed by Duke, North Carolina, Florida State, Miami, Maryland, Virginia, Clemson, Georgia Tech, Virginia Tech, Wake Forest and Boston College.

INSIDE THE EIGHT-GAME WINNING STREAK

- UVA's eight-game winning streak from Nov. 17-Dec. 19 was its best since last year's 11-game winning streak from Nov. 19, 2011-Jan. 7, 2012.
- UVA shot 48 percent from the floor, 39.8 percent from the 3-point line and 75.7 percent from the free-throw line during the streak.
- UVA averaged 67.6 points per game and allowed 48.8 points per game during the streak.
- The Cavaliers limited opponents to 32.2 percent shooting from the floor and 24.4 percent from the 3-point line during the streak.
- Akil Mitchell led UVA in scoring during the streak at 13.9 points per game.

NONCONFERENCE RECAP

- UVA is 10-3 in nonconference action this season and 42-17 in nonconference play in four years under head coach Tony Bennett.
- UVA started the season 1-2 in nonconference action without point guards Jontel Evans and Teven Jones.
- UVA has posted nonconference wins vs. Fairfield (54-45), Seattle (83-43), Lamar (63-44), North Texas (80-64), Wisconsin (60-54), Green Bay (67-51), Tennessee (46-38), Mississippi Valley State (67-39), Morgan State (75-57) and Wofford (74-39).

BROGDON REDSHIRTING THIS SEASON

- Sophomore guard Malcolm Brogdon is redshirting this season while recovering from successful foot surgery performed on March 7, 2012.
- Brogdon averaged 6.7 points and 2.8 rebounds per game in 28 games last season.

PERRANTES AND HALL SIGN WITH VIRGINIA

- Virginia signed standout guards London Perrantes (Woodland Hills, Calif.) and Devon Hall (Virginia Beach, Va.) to National Letters of Intent on Nov. 14.
- Perrantes is ranked No. 86 on ESPN's Top 100 recruiting list for 2013, while Hall is ranked No. 77 on Rivals.com's Prospect Ranking list.

ABOUT THE 2012-13 SCHEDULE

- Three of Virginia's opponents are ranked in this week's national polls (No. 3/3 Duke, No. 5/7 Miami and No. 17/16 Wisconsin), while one is receiving votes (North Carolina).
- Six opponents earned 2012 NCAA Tournament berths, while three participated in the College Basketball Invitational and two in the National Invitation Tournament.

Virginia's Record When...

	All	ACC
Leading at the half:	16-2	7-1
Trailing at the half:	4-5	3-3
Tied at the half:	0-1	0-1
Playing Overtime	-	-
Shooting 50% or better	10-1	5-1
Shooting between 40-49.9%	9-1	5-1
Shooting less than 40%	1-6	0-3
Opponents shoot 50% or better	0-2	0-1
Opponents shoot less than 50%	20-6	10-4
UVa outrebounds its opponent	14-3	5-1
Opponent outrebounds UVa	5-4	4-3
Teams are tied in rebounds	1-1	1-1
UVa has 10 or more steals	-	-
UVa shoots 70% FT or better	13-2	6-1
UVa shoots less than 70% FT	7-6	4-4
Scoring less than 50 points	1-1	0-1
Scoring 50-59 points	3-4	2-2
Scoring 60-69 points	6-2	2-1
Scoring 70-79 points	6-0	4-0
Scoring 80-89 points	4-1	2-1
Scoring more than 90 points	-	-
Allowing less than 50 points	8-0	2-0
Allowing 50-59 points	9-4	6-3
Allowing 60-69 points	3-3	2-1
Allowing 70-79 points	-	-
Allowing 80-89 points	-	-
Allowing 90 or more points	0-1	0-1
Playing in John Paul Jones Arena	17-1	8-0
Playing on the road	3-6	2-5
Playing on a neutral court	0-1	-
Game decided by 1-4 points	1-4	1-2
Game decided by 5-10 points	5-2	2-1
Game decided by 11 or more pts	14-2	7-2
Playing at night	13-5	7-2
Playing in the afternoon	7-3	3-3
Playing on Monday	2-0	-
Playing on Tuesday	3-2	2-1
Playing on Wednesday	3-1	0-1
Playing on Thursday	3-0	3-0
Playing on Friday	0-1	-
Playing on Saturday	5-3	2-2
Playing on Sunday	4-1	3-1
Playing in November	5-2	-
Playing in December	5-1	-
Playing in January	5-2	5-2
Playing in February	5-3	5-3
Playing in March	-	-
Playing on TV	13-7	10-5
Playing Online	5-1	-

EUROPEAN TOUR RECAP

- UVA posted a 2-3 mark during their five-game European Tour this past August.
- UVA competed against teams from the Netherlands, Belgium and France. Joe Harris led Virginia in scoring in Europe, averaging 15.6 points per game, while Jontel Evans averaged 7.8 assists per game. Akil Mitchell was UVA's top rebounder, pulling down 50 boards in the five games.

McKAY PARTICIPATING IN "SHOTS FROM THE HEART"

- Associate Head Coach Ritchie McKay is participating in "Shots from the Heart", a project designed to raise awareness for the growing problem of heart disease, for the third consecutive year.
- College basketball coaches are competing against one another in a free throw shooting tournament, which benefits the American Heart Association.
- The event also pays tribute to the late Skip Prosser, who passed away on July 26, 2007 of a heart attack.
- This season, McKay defeated Tennessee Tech's Russ Willemson in the round of 64 and faces Middle Tennessee's Monte Towe in the round of 32.
- McKay reached the quarterfinals in 2011 and round of 32 in 2012.

ON THE AIR THIS SEASON

- Most of Virginia's games this season will be broadcast either on television or online this season. The only games that were not broadcast were the NIT Season Tip-Off consolation games on Nov. 19-20.
- All games will be broadcast on the Virginia Sports Radio Network with Dave Koehn (play-by-play) and Ted Jeffries (analyst) calling the action.

ACC COACHES TELECONFERENCE

The 12 ACC head basketball coaches will be featured on nine Monday teleconferences during the 2012-13 season. The season's first teleconference took place on Monday, January 7, 2013, and continues through Monday, March 11. Each coach will have 10 minutes to make an opening statement and answer questions. There will be an instant replay of each teleconference on the Conference's internet site TheACC.com each Monday afternoon.

Jeff Bzdelik, Wake Forest	10:30
James Johnson, Virginia Tech	10:40
Tony Bennett, Virginia	10:50
Mark Gottfried, NC State	11:00
Roy Williams, North Carolina	11:10
Jim Larranaga, Miami	11:20
Mark Turgeon, Maryland	11:30
Brian Gregory, Georgia Tech	11:40
Leonard Hamilton, Florida State	11:50
Mike Krzyzewski, Duke	12:00
Brad Brownell, Clemson	12:10
Steve Donahue, Boston College	12:20

If you need the telephone number to access the teleconference, please contact the Virginia athletics media relations office.

ON THE HORIZON

- Virginia travels to Florida State on Thursday, March 7. Tipoff at Donald L. Tucker Center is set for 7 p.m. and the game will be televised by ESPN2.

Head Coach Tony Bennett
4TH SEASON AT VIRGINIA


Alma Mater: Green Bay '92
Hometown: Green Bay, Wis.

CAREER HEAD COACHING RECORD

73-49 4 seasons at Virginia
69-33 3 seasons at Washington State
142-82 7 seasons

AT VIRGINIA

- Has improved Virginia's record in each of his first three seasons (15 wins in 2009-10, 16 wins in 2010-11 and 22 wins in 2011-12)
- Recorded his 100th career win at Maryland in the 2010-11 regular-season finale
- First coach in Virginia history to win his first three ACC games


AT WASHINGTON STATE

- 2007 National Coach of the Year
- Led WSU to the 2007 and 2008 NCAA Tournaments
- 2008 NCAA Sweet Sixteen
- Led WSU to the highest ranking in school history (No. 4)

PLAYING CAREER

- Played for his father, Dick Bennett, at Green Bay
- Two-time Mid-Continent Conference Player of the Year
- Finished career as the all-time leading scorer in conference history with 2,285 points
- Still the NCAA career 3-point percentage leader at 49.7 percent
- 1992 Frances Pomeroy Naismith Award (best senior player under six-foot tall)
- 1992 GTE Academic All-American of the Year
- Played three seasons in the NBA with Charlotte Hornets (1992-95)
- One of 18 active Division I head coaches who played in the NBA

Bennett's Year-by-Year Coaching Record

Year	School	Record	Conference	Postseason
2006-07	Washington State	26-8	13-5	NCAA 2nd Round
2007-08	Washington State	26-9	11-7	NCAA Sweet 16
2008-09	Washington State	17-16	8-10	NIT First Round
2009-10	Virginia	15-16	5-11	
2010-11	Virginia	16-15	7-9	
2011-12	Virginia	22-10	9-7	NCAA Second Round
2012-13	Virginia	20-8	10-5	
Totals		142-82	63-54	

Coach's Corner Radio Show

- The Farm Bureau Insurance Coach's Corner with Tony Bennett and the "Voice of the Cavaliers" Dave Koehn at the Wild Wing Cafe in Charlottesville airs on the Virginia Sports Radio Network and at VirginiaSports.com throughout the basketball season.
- The schedule for the Coach's Corner is as follows: Dec. 3, 10, 17; Jan. 2, 7, 14, 21, 28; Feb. 4, 11, 20, 25; March 4, 11, 18, 25 and April 1.

No.	Player	Pos.	Yr.	Ht.	Wt.	Hometown	PPG	RBG	A	BLK	STL	MPG
0	Doug Browman (<i>Brow-man</i>) • Has played in eight ACC games	G	Sr.	5-11	171	Midlothian, Va.	0.1	0.9	13	0	1	6.5
1	Jontel Evans • Had 10 points, eight assists and no turnovers vs. Georgia Tech (2/24/13) and has missed nine games with a foot injury	G	Sr.	5-11	193	Hampton, Va.	4.6	2.4	98	0	14	27.4
2	Paul Jespersen (<i>JESS-per-sen</i>) • Averaging 8.0 points per game in the last six games	G	So.	6-6	198	Merrill, Wis.	5.1	2.3	29	15	17	26.4
4	Taylor Barnette • Is shooting 9-of-13 from 3-point range in ACC play	G	Fr.	6-3	172	Lexington, Ky.	2.7	0.7	16	0	0	10.7
5	Teven Jones • Has started nine games and is now backing up Evans at point guard	G	R-Fr.	6-0	180	Kannapolis, N.C.	3.0	0.8	32	2	14	15.0
10	Mike Tobey • Has played the last two games after missing five games with mononucleosis	F/C	Fr.	6-11	227	Monroe, N.Y.	6.2	2.5	10	12	2	13.2
11	Evan Nolte • Established career high in points (18), 3-pointers (5) and steals (4) at Virginia Tech (1/24/13)	F	Fr.	6-8	207	Milton, Ga.	6.5	2.5	31	15	24	21.3
12	Joe Harris • Has scored 20 or more points in nine games (six in ACC play)	G	Jr.	6-6	223	Chelan, Wash.	17.3	4.2	61	16	23	31.7
13	Anthony Gill • Sitting out 2012-13 season after transferring from South Carolina	F	So.	6-8	229	Charlotte, N.C.	--	--	--	--	--	--
21	Justin Miller • Joined the team as a walk-on after transferring from Missouri. Has not played yet this season	G	Fr.	6-1	175	Columbia, Mo.	--	--	--	--	--	--
22	Malcolm Brogdon • Redshirting the 2012-13 season while recovering from foot surgery	G	So.	6-5	210	Norcross, Ga.	--	--	--	--	--	--
23	Justin Anderson • Has started the past seven games and scored a career-high 17 points at Maryland (2/10/13)	G	Fr.	6-6	226	Montross, Va.	6.8	3.1	64	27	23	22.4
24	Caid Kirven • Has seen action in three ACC games	F	Fr.	6-8	217	Raleigh, N.C.	0.0	0.6	0	0	0	2.4
25	Akil Mitchell (<i>Ah-keel</i>) • Has nine double-doubles, including 19 points and 12 rebounds vs. Duke (2/28/13)	F	Jr.	6-8	230	Charlotte, N.C.	12.8	8.8	41	11	35	30.1
30	Thomas Rogers • Played in eight games	G	Jr.	6-6	206	Farmville, Va.	0.0	0.6	2	0	0	2.4
32	Darion Atkins (<i>Derry-on</i>) • Leads the team with 25 blocked shots and is third in rebounding at 3.7 per game	F	So.	6-8	225	Clinton, Md.	5.6	3.7	9	25	10	18.0

Head Coach:
Tony Bennett (Green Bay '92 / fourth season at Virginia)

Associate Head Coach:
Ritchie McKay (Seattle Pacific '87 / fourth season at Virginia)

Assistant Coaches:
Ron Sanchez (SUNY-Oneonta '97 / fourth season at Virginia)

Jason Williford (Virginia '95 / fourth season at Virginia)

Director of Basketball Operations:
Brad Soucie (Christian Heritage '91 / fourth season at Virginia)

Asst. AD for Men's Basketball Administration:
Ronnie Wideman (Washington State '06 / fourth season at Virginia)

Graduate Manager:
Mark Vershaw (Wisconsin '01 / first season at Virginia)

Technology & Scouting Assistant:
Marlon Stewart (Washington State '08 / first season at Virginia)

Strength and Conditioning Coach:
Mike Curtis (Virginia '98 / fourth season at Virginia)

Athletic Trainer:
Ethan Saliba (Kansas '79 / 30th year at Virginia)

Virginia's Game-by-Game Starting Lineup

Opponent	Guard	Guard	Guard	Forward	Forward	Record	Opponent	Guard	Guard	Guard	Forward	Forward	Record
@ GMU	Barnette	Harris	Anderson	Mitchell	Tobey	0-1	@ Wake Forest	Evans	Harris	Jespersen	Mitchell	Atkins	1-1
Fairfield	Barnette	Harris	Jespersen	Mitchell	Atkins	1-0	@ Clemson	Evans	Harris	Jespersen	Mitchell	Atkins	1-2
Delaware	Anderson	Harris	Jespersen	Mitchell	Nolte	0-1	Florida State	Evans	Harris	Jespersen	Mitchell	Nolte	1-0
Seattle	Anderson	Harris	Jespersen	Mitchell	Nolte	1-1	@ Virginia Tech	Evans	Harris	Jespersen	Mitchell	Nolte	2-0
Lamar	Jones	Harris	Jespersen	Mitchell	Nolte	1-0	Boston College	Evans	Harris	Jespersen	Mitchell	Nolte	3-0
North Texas	Jones	Harris	Jespersen	Mitchell	Atkins	1-0	NC State	Evans	Harris	Jespersen	Mitchell	Nolte	4-0
@ Wisconsin	Jones	Harris	Jespersen	Mitchell	Atkins	2-0	@ Georgia Tech	Evans	Harris	Jespersen	Mitchell	Nolte	4-1
Green Bay	Jones	Harris	Jespersen	Mitchell	Atkins	3-0	Clemson	Evans	Harris	Jespersen	Mitchell	Anderson	1-0
Tennessee	Evans	Harris	Jespersen	Mitchell	Atkins	1-0	@ Maryland	Evans	Harris	Jespersen	Mitchell	Anderson	2-0
MVSU	Jones	Harris	Jespersen	Mitchell	Atkins	4-0	Virginia Tech	Evans	Harris	Jespersen	Mitchell	Anderson	3-0
Morgan State	Jones	Harris	Jespersen	Mitchell	Atkins	5-0	@ No. Carolina	Evans	Harris	Jespersen	Mitchell	Anderson	3-1
vs. ODU	Jones	Harris	Jespersen	Mitchell	Atkins	5-1	@ Miami	Evans	Harris	Jespersen	Mitchell	Anderson	3-2
Wofford	Jones	Harris	Jespersen	Mitchell	Atkins	6-1	Georgia Tech	Evans	Harris	Jespersen	Mitchell	Anderson	4-2
North Carolina	Jones	Harris	Jespersen	Mitchell	Atkins	7-1	Duke	Evans	Harris	Jespersen	Mitchell	Anderson	5-2

The Last Time

VIRGINIA INDIVIDUALS

- **Scored 30 points:** Joe Harris (36) vs. Duke (2/28/13)
- **Scored 40 points:** Sean Singletary (41) at Miami (3/1/08)
- **Two players with 20 points:** Joe Harris (20) and Akil Mitchell (20) vs. Green Bay (12/1/12)
- **Three players with 20 points:** Chris Williams (27), Roger Mason, Jr. (22) and Donald Hand (20) vs. Duke (1/5/00)
- **Four players with 20 points:** Chris Williams (23), Donald Hand (22), Adam Hall (21), and Travis Watson (20) vs. Georgetown (3/15/00)
- **A player with back-to-back 25-point games:** Joe Harris, 26 vs. Virginia Tech (2/12/13), 27 at North Carolina (2/16/13)
- **One player scored in double figures:** Joe Harris (16) at Miami (2/19/13)
- **No players scored in double figures:** vs. Maryland (1/27/11)
- **Five players scored in double figures:** Justin Anderson (14), Teven Jones (13), Evan Nolte (13), Joe Harris (12), Darion Mitchell (10) vs. North Texas (11/20/12)
- **Six players scored in double figures:** Sean Singletary (27), Adrian Joseph (13), Jamil Tucker (13), Mamadi Diane (12), Calvin Baker (11), Laurynas Mikalauskas (11), vs. Maryland (3/9/08)
- **Seven players scored in double figures:** Cornel Parker (20), Junior Burrough (15), Ted Jeffries (14), Cory Alexander (13), Jason Williford (12), Yuri Barnes (11) and Doug Smith (11) vs. Clemson (1/13/93)
- **Had 15 rebounds:** Akil Mitchell (16) vs. Seattle (11/17/12)
- **Had 20 rebounds:** Travis Watson (20) vs. Wofford (1/2/03)
- **Had 25 rebounds:** Bob Mortell (25) vs. Washington & Lee (2/27/60)
- **Two players with 10 rebounds:** Akil Mitchell (12) and Mike Scott (10) vs. NC State (3/9/11)
- **Three players with 10 rebounds:** Yuri Barnes (13), Jason Williford (12) and Junior Burrough (11) vs. Rice (12/4/93)
- **Double-Double:** Akil Mitchell (19 pts, 12 rebs) vs. Duke (2/28/13)
- **Two players had a double-double:** Mike Scott (23 pts, 10 rebs) and Akil Mitchell (10 pts, 12 rebs) vs. NC State (3/9/12)
- **Three players had a double-double:** Jason Williford (10 pts, 15 rebs), Ted Jeffries (23 pts, 10 rebs), and Cornel Parker (11 pts, 11 rebs) at William & Mary (1/25/93)
- **Double-Double with points and assists:** Sean Singletary (22 pts, 10 assts) vs. Old Dominion (3/24/08)
- **Triple-Double:** Ralph Sampson (15 pts, 22 rebs, 10 blks) vs. Old Dominion (12/29/79)
- **Four Double-Doubles in a row:** Mike Scott [5 in a row] (27 pts, 15 rebs) vs. Oklahoma (11/23/10), (16 pts, 10 rebs) vs. Wichita State (11/24/10), (17 pts, 12 rebs) at Minnesota (11/29/10), (21 pts, 13 rebs) at Virginia Tech (12/5/10), (10 pts, 13 rebs) vs. Radford (12/7/10)
- **20 points and 20 rebounds:** Travis Watson (21 pts, 20 rebs) vs. Wofford (1/2/03)
- **10 assists:** Jontel Evans (10) vs. Howard (1/4/11)
- **5 Blocked Shots:** Assane Sene (5) at Boston College (1/19/11)
- **5 Steals:** Jontel Evans (5) vs. Green Bay (12/1/12)
- **Led UVA in Points, Rebounds and Assists:** Joe Harris (19 pts, 8 rebs, 3 assts) vs. at George Mason (11/9/12)
- **Hit a last second shot to win a game:** Sean Singletary vs. Duke (2/1/07) [jumper with one second in OT]; J.R. Reynolds vs. Loyola Marymount (12/23/04) [layup with 1.5 seconds in regulation]
- **Played every minute:** Sylvan Landesberg (45) vs. Clemson (2/15/09)
- **Played 40 or more minutes:** Mike Scott (44), Sammy Zeglinski (44), Jontel Evans (42) at Maryland (3/4/12)

VIRGINIA TEAM

- **Won in Overtime:** at Maryland, 75-72 (3/4/12)
- **Lost in Overtime:** vs. Miami, 62-69 (3/10/11)
- **Played Two Overtimes:** vs. Maryland, L 89-92 (2/19/05)
- **Played Three Overtimes:** vs. Georgetown, L 111-115 (3/15/00)
- **Shot 70 percent for a Half:** 77.3% (17-22) vs. Boston College - 2nd Half (1/26/13)
- **Shot 60 percent in a Game:** 63.8% (30-47) vs. Wofford (12/30/12)
- **Shot less than 30 percent in a Game:** 28.6% (16-56) vs. Duke (2/16/11)
- **Shot 90 percent from the free throw line:** 100% (11-11) vs. Lamar (11/19/12)
- **Shot 50 percent from 3-point line:** 57.1% (12-21) at North Carolina (2/16/13)
- **Shot less than 30 percent in a half:** 28.6% (8-28) in 2nd Half at Georgia Tech (2/3/13)
- **Shot less than 20 percent in a half:** 16.7% (4-24) in 2nd Half vs. Radford (12/7/10)
- **Shot 55 percent or better and lost:** 58.5% (31-53) at North Carolina (2/16/13)
- **Attempted 50 FTs:** 52 (made 34) vs. Howard (12/12/94)
- **Made 30 FTs:** 31 (36 att.) vs. Tennessee (3/18/07)
- **Made 10 3-pt FGs:** 12 at North Carolina (2/16/13)
- **Failed to make a 3-pt FG:** vs. Drake (11/21/11)
- **Had 50 rebounds:** 50 vs. North Carolina (1/15/09)
- **Had 25 assists:** 27 vs. Howard (11/21/01)
- **Had 15 steals:** 16 vs. NC State (2/24/08)
- **Had 10 blocks:** 10 at Virginia Tech (1/10/09)
- **Scored 50 pts in a half:** 58 at Minnesota, 2nd half (11/29/10)
- **Scored 60 pts in a half:** 60 vs. Gonzaga, 1st half (1/3/07)
- **Scored 70 pts in a half:** 70 vs. Coastal Carolina, 2nd half (11/20/00)
- **Scored 100 pts (ACC):** 103 vs. Maryland (1/16/07)
- **Scored 100 pts (non-conf):** 107 vs. VMI (1/16/08)
- **Scored under 20 pts in 1st half:** 15 vs. Delaware (11/13/12)
- **Scored under 20 pts in 2nd half:** 16 vs. BC (2/26/11)
- **Scored under 50 pts in a game:** 46 vs. Tennessee (12/5/12)
- **Defeated top-5 opponent:** 73-68 vs. #3 Duke (2/28/13)
- **Defeated top-5 opponent on the road:** 77-69 at #3 Duke (1/17/93)

OPPONENT INDIVIDUALS

- **Scored 30 points:** Erick Green (35), Virginia Tech (1/24/13)
- **Scored 35 points:** Erick Green (35), Virginia Tech (1/24/13)
- **Scored 40 points:** J.J. Redick (40), Duke (1/28/06)
- **Scored 50 points:** Len Chappell (50), Wake (2/12/62)
- **Two players with 20 points:** Seth Curry (28) and Quinn Cook (22), Duke (2/28/13)
- **Three players with 20 points:** Seth Curry (26), Kyle Ohman (26), Anthony Smith (21), Liberty (11/25/08)
- **Two players with 30 points:** Trevor Powell (31) and Tony Smith (31), Marquette (2/3/90)
- **No players scored in double figures:** Florida State (1/19/13)
- **Five players scored in double figures:** Isaiah Thomas (18), C.J. Wilcox (17), Abdul Gaddy (12), Terrence Ross (12), Justin Holiday (11), Washington (11/22/10)
- **Six players scored in double figures:** C.J. Harris (15), Ari Stewart (12), Travis McKie (12), J.T. Terrell (11), Ty Walker (11), Gary Clark (10), at Wake Forest (1/29/11)
- **Seven players scored in double figures:** Stanley Burrell (15), Drew Lavender (13), C.J. Anderson (12), B.J. Raymond (12), Josh Duncan (11), Charles Bronson (11), and Jason Love (10), at Xavier (1/3/08)

- **Double-Double:** C.J. Leslie (20 pts, 14 rebs) & Richard Howell (12 pts, 11 rebs), NC State (1/29/13)
- **Double-Double with points and assists:** Eric Hayes (10 pts, 11 assts), at Maryland (1/20/09)
- **Two players had a double-double:** C.J. Leslie (20 pts, 14 rebs) & Richard Howell (12 pts, 11 rebs), NC State (1/29/13)
- **Had 15 rebounds:** Jamelle Hagins (16), Delaware (11/13/12)
- **Had 20 rebounds:** Tim Duncan (23), Wake (2/22/97)
- **Had 10 assists:** Eric Hayes (11), at Maryland (1/20/09)
- **5 Blocked Shots:** Alex Len (5), at Maryland (2/10/13)
- **5 Steals:** Seth Allen (5), at Maryland (2/10/13)
- **Hit a last second shot to win a game:** Ian Miller of Florida State (3/1/12) [0.8 seconds in regulation]

OPPONENT TEAM

- **Shot less than 30 percent in a Game:** 19% (11-58), Mississippi Valley State (12/8/12)
- **Shot less than 30 percent in a Game (ACC):** 26.9% (14-52), Maryland (2/18/12)
- **Shot 60 percent in a Game:** 63.8% (37-58), at Xavier (1/3/08)
- **Shot 55 percent or better and lost:** 55.3% (26-47), Cleveland State (11/25/09)
- **Scored 100 pts:** 106, Washington (11/22/10)
- **Scored 90 pts in an ACC game:** 93, North Carolina (2/16/13)
- **Scored 60 pts in a half:** 60, at Miami, 2nd half (3/1/08)
- **Scored 50 pts in a half:** 53, at North Carolina, 2nd half (2/16/13)
- **Scored under 20 pts in 1st half:** 10, Clemson (2/7/13)
- **Scored under 20 pts in 2nd half:** 17, Mississippi Valley State (12/8/12)
- **Scored under 50 pts in a game:** 41, Clemson (2/7/13)
- **Had 25 assists:** 27, at Xavier (1/3/08)
- **Had 15 steals:** 15, VMI (11/16/08)
- **Had 10 blocks:** 10 at Maryland (3/5/11)
- **Failed to make a 3-pt FG:** vs. Arizona State (11/27/99)

VIRGINIA 59 November 9, 2012
GEORGE MASON 63 Patriot Center • Fairfax, Va.

VIRGINIA (0-1)

Player	FG	3FG	FT	O-D	Reb	PF	Pts	A	TO	Blk	Stl	Min
Tobey (F)	2-6	1-1	0-0	0-1	1	2	5	0	1	0	0	18
Mitchell (F)	4-6	0-0	3-5	3-4	7	1	11	0	1	1	2	30
Barnette (G)	2-6	1-5	0-0	0-0	0	1	5	0	1	0	0	27
Harris (G)	6-15	4-7	3-4	1-7	8	3	19	3	4	0	0	35
Anderson (G)	1-5	0-3	2-5	2-1	3	3	4	3	1	0	1	27
Browman	0-0	0-0	0-0	0-3	3	1	0	2	0	0	0	11
Jespersion	1-3	0-1	0-0	1-1	2	1	2	1	0	0	0	19
Nolte	2-6	2-4	0-0	1-1	2	4	6	3	2	0	0	17
Atkins	3-5	0-0	1-1	3-1	4	4	7	0	2	0	0	16
				0-2	2							
TOTALS	21-52	8-21	9-15	11-21	32	20	59	12	12	1	3	200
	.404	.381	.600									

GEORGE MASON (1-0)

Player	FG	3FG	FT	O-D	Reb	PF	Pts	A	TO	Blk	Stl	Min
Williams (F)	5-7	0-0	1-2	0-3	3	2	11	0	2	2	3	37
Arledge (F)	2-2	0-0	0-0	0-3	3	4	4	2	1	0	0	13
Okolaji (F)	3-5	1-1	1-2	0-4	4	1	8	0	1	0	1	24
Allen (G)	4-7	2-2	3-4	0-4	4	1	13	5	1	0	1	32
Wright (G)	6-9	2-4	1-5	0-2	2	2	15	2	2	0	0	33
Bennett	1-1	0-0	0-0	1-0	1	0	2	0	1	0	0	5
Holloway	0-2	0-1	0-0	0-1	1	0	0	0	0	0	0	4
Vaughns	0-4	0-2	0-0	0-0	0	2	0	0	1	0	0	19
Edwards	1-1	0-0	2-2	0-0	0	1	4	2	0	0	0	8
Gujanovic	2-6	2-4	0-4	2-5	7	3	6	3	1	0	0	25
		1-4	5									
TOTALS	24-44	7-14	8-19	3-23	26	16	63	14	10	2	5	200
	.545	.500	.421									

VIRGINIA	25	34	59
GEORGE MASON	28	35	63

Officials: Roger Ayers, Bernard Clinton, Tim Kelly
 Technicals: none
 Attendance: 9,840

FAIRFIELD 45 November 12, 2012
VIRGINIA 54 John Paul Jones Arena • Charlottesville, Va.

FAIRFIELD (1-1)

Player	FG	3FG	FT	O-D	Reb	PF	Pts	A	TO	Blk	Stl	Min
Barrow (F)	1-7	0-0	0-0	1-0	1	3	2	0	0	1	1	29
Mikulic (F)	5-7	3-5	0-0	1-6	7	4	13	0	4	3	0	21
Matthews (F)	1-3	0-1	2-2	2-2	4	2	4	0	0	1	0	22
Needham (G)	4-11	2-8	0-0	0-4	4	2	10	4	3	0	1	37
Wade (G)	3-10	2-5	2-2	2-4	6	1	10	4	3	0	1	33
Jenkins	0-3	0-0	0-0	0-0	0	0	0	0	0	0	0	7
Gilbert	0-0	0-0	0-0	0-0	0	0	0	0	0	0	0	2
Sidibe	2-3	0-0	0-0	2-1	3	1	4	0	0	0	0	11
Nickerson	1-3	0-2	0-2	1-2	3	3	2	1	3	0	2	28
				1-1	2							
TOTALS	17-47	7-21	4-6	10-20	30	16	45	9	13	5	5	200
	.362	.333	.667									

VIRGINIA (1-1)

Player	FG	3FG	FT	O-D	Reb	PF	Pts	A	TO	Blk	Stl	Min
Mitchell (F)	4-11	0-0	4-6	3-5	8	2	12	2	1	1	1	33
Atkins (F)	0-2	0-0	0-0	0-1	1	0	0	0	1	1	0	9
Jespersion (G)	2-4	1-3	1-2	0-1	1	1	6	2	1	0	0	29
Barnette (G)	0-0	0-0	0-0	0-1	1	1	0	0	0	0	0	18
Harris (G)	5-11	0-0	5-6	2-5	7	2	15	3	1	1	1	34
Browman	0-0	0-0	0-0	0-0	0	0	0	1	3	0	0	6
Tobey	3-8	0-1	0-0	1-2	3	1	6	0	0	0	0	16
Nolte	4-6	1-2	2-2	0-1	1	0	11	2	1	0	3	28
Anderson	1-5	0-2	2-4	2-3	5	1	4	4	1	1	0	27
				3-2	5							
TOTALS	19-47	2-8	14-20	11-21	32	8	54	14	9	4	5	200
	.404	.250	.700									

FAIRFIELD	30	15	45
VIRGINIA	28	26	54

Officials: Karl Hess, Les Jones, Alfred Smith
 Technicals: none
 Attendance: 8,568

DELAWARE 59 November 13, 2012
VIRGINIA 53 John Paul Jones Arena • Charlottesville, Va.

DELAWARE (2-1)

Player	FG	3FG	FT	O-D	Reb	PF	Pts	A	TO	Blk	Stl	Min
Brinkley (F)	3-4	0-0	0-0	1-0	1	2	6	0	4	1	0	26
Hagins (F)	4-6	0-0	2-2	5-11	16	1	10	1	2	1	1	38
Threath (G)	6-12	1-3	1-3	0-5	5	2	14	3	4	0	3	36
Saddler (G)	3-12	2-6	7-8	0-4	4	3	15	2	2	0	0	30
Anderson (G)	2-6	2-6	0-0	1-2	3	1	6	0	1	0	1	33
Rogers	1-5	0-1	2-2	0-0	0	0	4	1	1	0	1	21
Baptiste	1-2	0-0	2-2	2-1	3	4	4	0	0	0	1	16
				1-0	1							
TOTALS	20-47	5-16	14-17	10-23	33	13	59	7	14	2	7	200
	.426	.313	.824									

VIRGINIA (1-2)

Player	FG	3FG	FT	O-D	Reb	PF	Pts	A	TO	Blk	Stl	Min
Nolte (F)	1-8	1-5	0-0	1-0	1	1	3	0	1	0	3	24
Mitchell (F)	5-11	0-0	5-8	5-8	13	4	15	3	1	1	0	30
Jespersion (G)	1-4	0-3	0-0	0-5	5	2	2	2	0	1	0	34
Harris (G)	7-19	3-9	3-4	2-2	4	5	20	1	3	0	0	38
Anderson (G)	1-3	0-1	0-0	1-0	1	3	2	2	4	1	2	30
Browman	0-2	0-2	0-0	0-1	1	0	0	1	0	0	0	8
Evans	0-0	0-0	0-0	0-1	1	1	0	0	2	0	0	3
Barnette	0-1	0-1	0-0	0-0	0	1	0	0	0	0	0	5
Tobey	0-2	0-0	0-0	0-1	1	0	0	0	1	1	0	5
Atkins	5-7	0-0	1-3	3-0	3	0	11	1	0	0	0	23
				4-1	5							
TOTALS	20-57	4-21	9-15	16-19	35	17	53	10	12	4	5	200
	.351	.190	.600									

DELAWARE	28	31	59
VIRGINIA	15	38	53

Officials: Tim Nestor, Tony Chiazza, Bill Covington, Jr.
 Technicals: none
 Attendance: 8,490

SEATTLE 43 November 17, 2012
VIRGINIA 83 John Paul Jones Arena • Charlottesville, Va.

SEATTLE (1-1)

Player	FG	3FG	FT	O-D	Reb	PF	Pts	A	TO	Blk	Stl	Min
Sunderhaus (F)	4-8	1-2	0-0	3-3	6	3	9	0	1	0	1	20
Trent (F)	1-5	0-1	0-0	1-3	4	3	2	0	6	0	1	17
Green (C)	2-3	0-0	2-3	2-0	2	2	6	0	0	0	0	14
Obasi (G)	1-5	0-0	2-5	0-0	0	0	4	1	0	0	1	18
Carter (G)	3-15	2-8	0-0	1-1	2	1	8	1	4	0	1	24
Tate	0-5	0-1	2-2	3-3	6	3	2	0	3	0	1	22
Pickett	1-5	0-1	0-0	0-1	1	3	2	1	2	0	3	16
Rasmussen	3-6	2-5	0-0	0-1	1	1	8	0	1	0	1	27
Crook	0-2	0-1	1-2	1-0	1	0	1	0	0	0	0	12
Trimble	0-2	0-0	1-2	0-0	0	0	1	1	0	0	0	11
Diop	0-0	0-0	0-0	0-0	0	0	0	0	0	0	0	2
Bidart	0-1	0-0	0-0	0-0	0	2	0	0	0	0	1	4
Flora	0-2	0-0	0-0	0-2	2	1	0	0	2	0	10	13
				3-1	4							
TOTALS	15-59	5-19	8-14	14-15	29	19	43	4	19	0	10	200
	.254	.263	.571									

VIRGINIA (2-2)

Player	FG	3FG	FT	O-D	Reb	PF	Pts	A	TO	Blk	Stl	Min

LAMAR 44 November 19, 2012
VIRGINIA 63 John Paul Jones Arena • Charlottesville, Va.

LAMAR (0-4)

Player	FG	3FG	FT	O-D	Reb	PF	Pts	A	TO	Blk	Stl	Min
Mitchell (F)	4-8	0-0	0-0	1-1	2	0	8	1	2	1	1	31
Wilson (F)	0-4	0-0	2-2	1-2	3	1	2	0	2	0	0	15
Brown (F)	3-7	0-0	5-6	0-6	6	1	11	2	1	1	0	33
Minton (G)	1-6	0-1	0-0	2-4	6	2	2	2	2	2	1	28
Minor (G)	0-2	0-0	0-0	0-0	0	1	0	0	2	0	0	11
Blanks	2-8	2-4	2-2	0-3	3	1	8	1	2	0	1	27
Acosta	4-7	0-0	2-2	1-2	3	4	10	1	1	1	0	30
Hancock	1-2	1-1	0-0	0-1	1	1	3	1	1	0	0	20
Webb	0-1	0-0	0-0	0-1	1	1	0	0	1	0	0	2
Ebomwonyi	0-1	0-0	0-0	0-0	0	1	0	0	0	1	0	3
				1-2	3							
TOTALS	15-46	3-6	11-12	6-22	28	13	44	8	14	6	3	200
	.326	.500	.917									

VIRGINIA (3-2)

Player	FG	3FG	FT	O-D	Reb	PF	Pts	A	TO	Blk	Stl	Min
Nolte (F)	1-4	0-2	0-0	0-0	0	3	2	1	0	0	3	22
Mitchell (F)	2-7	0-0	6-6	3-5	8	2	10	2	0	0	0	23
Jespersion (G)	3-6	3-5	0-0	0-5	5	0	9	1	2	2	1	32
Jones (G)	2-5	0-1	2-2	0-0	0	3	6	2	1	1	1	27
Harris (G)	7-11	3-5	0-0	0-5	5	1	17	2	0	2	3	25
Browman	0-0	0-0	0-0	0-0	0	0	0	0	0	0	0	3
Barnette	1-2	0-1	0-0	0-1	1	1	2	1	1	0	0	10
Tobey	3-8	0-1	0-0	0-1	1	2	6	0	2	1	0	17
Anderson	2-6	0-1	2-2	0-3	3	0	6	2	2	1	1	20
Rogers	0-0	0-0	0-0	0-0	0	0	0	0	0	0	0	2
Atkins	2-4	0-0	1-1	0-1	1	4	5	1	1	1	0	19
				4-1	5							
TOTALS	23-53	6-16	11-11	7-22	29	16	63	12	9	8	9	200
	.434	.375	1.000									

LAMAR	18	26	44
VIRGINIA	32	31	63

Officials: Gary Prager, Chris Beaver, Tony Chiazza
 Technicals: None
 Attendance: 1,444

NORTH TEXAS 64 November 20, 2012
VIRGINIA 80 John Paul Jones Arena • Charlottesville, Va.

NORTH TEXAS (3-3)

Player	FG	3FG	FT	O-D	Reb	PF	Pts	A	TO	Blk	Stl	Min
T. Mitchell (F)	4-8	1-5	7-9	4-5	9	3	16	0	3	3	1	34
Franklin (F)	1-5	0-0	3-4	4-2	6	2	5	1	2	2	1	21
A. Williams (G)	4-11	0-0	3-5	1-0	1	2	11	0	1	0	2	33
Jones (G)	3-8	0-2	0-0	2-1	3	4	6	2	1	0	1	23
J. Williams (G)	4-15	0-6	4-5	2-0	2	4	12	0	4	0	0	28
Holmen	1-5	0-2	2-2	2-3	5	2	4	0	0	0	0	15
Hardwick	0-0	0-0	0-1	0-1	1	2	0	2	1	0	0	20
A. Mitchell	0-0	0-0	0-0	0-0	0	0	0	0	0	0	0	1
Patton	1-2	1-2	0-0	0-0	0	0	3	0	0	0	1	6
Overlander	1-2	1-2	0-0	0-0	0	0	3	0	0	0	1	8
Stojiljkovic	0-0	0-0	0-0	0-0	0	1	0	0	1	0	0	4
Coleman	2-2	0-0	0-0	1-0	1	1	4	0	1	0	0	7
				5-1	6							
TOTALS	21-58	3-19	19-26	21-33	34	21	64	5	14	5	7	200
	.362	.158	.731									

VIRGINIA (4-2)

Player	FG	3FG	FT	O-D	Reb	PF	Pts	A	TO	Blk	Stl	Min
Mitchell (F)	3-5	0-0	2-3	0-4	4	4	8	1	4	0	0	24
Atkins (F)	5-10	0-0	0-0	5-4	9	3	10	1	1	2	1	31
Jespersion (G)	2-2	1-1	0-0	0-1	1	3	5	2	3	1	1	24
Jones (G)	3-6	1-2	6-7	0-1	1	3	13	4	3	0	1	31
Harris (G)	3-6	3-4	3-4	0-2	2	3	12	2	1	1	0	21
Barnette	0-0	0-0	0-0	0-0	0	0	0	0	0	0	0	8
Tobey	2-2	0-0	1-2	0-0	0	0	5	1	0	0	0	9
Nolte	5-5	3-3	0-0	0-4	4	2	13	3	3	0	1	29
Anderson	4-10	0-1	6-8	3-1	4	2	14	4	0	1	3	23
				1-2	3							
TOTALS	27-46	8-11	18-24	9-19	28	20	80	18	15	5	7	200
	.587	.727	.750									

NORTH TEXAS	22	42	64
VIRGINIA	42	38	80

Officials: Brian Shey, Alvin Cox, Evon Burroughs
 Technicals: North Texas-Head Coach Tony Benford
 Attendance: 1,745

VIRGINIA 60 November 28, 2012
WISCONSIN 54 Kohl Center • Madison, Wis.

VIRGINIA (5-2)

Player	FG	3FG	FT	O-D	Reb	PF	Pts	A	TO	Blk	Stl	Min
Mitchell (F)	3-6	0-0	5-6	3-7	10	2	11	2	3	0	0	33
Atkins (F)	6-9	0-0	2-3	3-4	7	2	14	1	1	2	1	35
Jespersion (G)	0-3	0-1	0-0	1-2	3	2	0	0	0	0	0	24
Jones (G)	1-2	0-0	0-0	0-0	0	2	2	3	4	1	2	25
Harris (G)	8-19	1-7	5-6	1-4	5	1	22	5	0	0	0	35
Evans	0-2	0-0	0-0	0-4	4	0	0	0	1	0	0	16
Tobey	0-1	0-0	0-0	0-0	0	1	0	0	0	0	0	4
Nolte	2-2	2-2	2-2	0-3	3	2	8	1	1	1	0	19
Anderson	1-2	1-2	0-0	0-4	4	0	3	0	0	0	0	9
				0-0	0							
TOTALS	21-46	4-12	14-17	8-28	36	12	60	12	10	4	3	200
	.457	.333	.824									

WISCONSIN (4-3)

Player	FG	3FG	FT	O-D	Reb	PF	Pts	A	TO	Blk	Stl	Min
Evans (F)	4-12	0-2	0-0	3-3	6	3	8	1	0	2	2	36
Bruesewitz (F)	3-7	0-3	0-1	1-0	1	2	6	4	1	1	0	30
Berggren (F)	4-8	2-3	2-2	1-1	2	0	12	0	1	0	0	30
Brust (G)	6-16	3-9	0-0	0-4	4	2	15	0	1	0	1	37
Jackson (G)	2-7	1-1	0-0	0-4	4	2	5	5	1	0	2	32
Marshall	1-2	1-1	0-0	0-1	1	2	3	1	1	0	0	11
Dekker	1-2	1-2	2-2	0-0	0	4	5	1	0	0	1	21
Kaminsky	0-1	0-1	0-0	0-0	0	0	0	0	0	0	0	3
				2-5	7							
TOTALS	21-55	8-22	4-5	7-18	25	15	54	12	5	3	6	200
	.382	.364	.800									

VIRGINIA	24	36	60
WISCONSIN	23	31	54

Officials: Mike Kitts, Terry Wymer, John Higgins
 Technicals: None
 Attendance: 16,690

GREEN BAY 51 December 1, 2012
VIRGINIA 67 John Paul Jones Arena • Charlottesville, Va.

GREEN BAY (3-4)

Player	FG	3FG	FT	O-D	Reb	PF	Pts	A	TO	Blk	Stl	Min
Fouse (F)	2-5	0-1	0-0	0-5	5	2	4	2	1	1	2	30
Coughill (F)	1-6	1-3	2-2	1-4	5	1	5	2	1	0	0	24
Brown (C)	5-11	2-3	2-4	2-4	6	4	14	0	5	0	0	28
Muhammad (G)	3-9	2-7	0-0	1-1	2	0	8	1	2	0	0	28
Sykes (G)	4-13	0-0	4-4	1-2	3	3	12	3	1	0	3	38
Love	0-0	0-0	0-0	0-0	0	2	0	1	0	0	0	9
Cerroni	1-4	0-3	1-1	1-0	1	1	3	1	3	0	0	17
Mays	2-5	0-0	1-2	2-4	6	0	5	1	0	1	0	26
				1-2	3							
TOTALS	18-53	5-17	10-13	9-22	31	13	51	11	13	2	5	200
	.340	.294	.769									

VIRGINIA (6-2)

Player	FG	3FG	FT	O-D	Reb	PF	Pts	A	TO	Blk	Stl	Min
--------	----	-----	----	-----	-----	----	-----	---	----	-----	-----	-----

TENNESSEE 38 December 5, 2012
VIRGINIA 46 John Paul Jones Arena • Charlottesville, Va.

TENNESSEE (4-3)

Player	FG	3FG	FT	O-D	Reb	PF	Pts	A	TO	Blk	Stl	Min
Stokes (F)	2-5	0-0	1-3	2-7	9	2	5	1	1	1	1	27
Hall (F)	3-11	0-1	2-3	2-3	5	3	8	0	4	0	0	32
Richardson (G)	1-3	0-1	0-0	1-1	2	0	2	0	1	1	0	28
Golden (G)	4-12	1-5	2-2	1-3	4	2	11	2	2	0	0	24
McBee (G)	2-9	1-7	0-0	0-2	2	0	5	1	0	0	0	29
Makanjuola	1-1	0-0	0-0	1-2	3	4	2	0	1	0	0	13
Moore	0-0	0-0	0-0	0-0	0	1	0	0	1	0	0	1
Lopez	0-1	0-1	0-0	0-0	0	0	0	0	0	0	0	5
Chievous	0-1	0-0	0-0	0-3	3	1	0	0	0	0	0	8
Edwards	0-3	0-1	0-0	0-1	1	1	0	0	0	0	0	9
McRae	2-6	1-3	0-0	0-4	4	1	5	3	2	1	2	24
				3-0	3							
TOTALS	15-52	3-19	5-8	10-26	36	15	38	7	12	3	3	200
	<i>.288</i>	<i>.158</i>	<i>.625</i>									

VIRGINIA (7-2)

Player	FG	3FG	FT	O-D	Reb	PF	Pts	A	TO	Blk	Stl	Min
Mitchell (F)	6-13	0-0	1-3	5-7	12	2	13	1	2	0	0	34
Atkins (F)	4-10	0-0	0-0	0-5	5	3	8	0	1	3	1	33
Evans (G)	2-6	0-0	0-0	0-0	0	2	4	4	0	0	0	18
Jespersion (G)	0-2	0-2	2-2	0-4	4	1	2	0	1	1	0	28
Harris (G)	6-11	1-3	0-1	1-5	6	1	13	1	1	0	0	34
Jones	0-4	0-1	2-2	0-0	0	3	2	3	1	0	1	24
Tobey	1-4	0-0	0-0	0-2	2	2	2	0	1	1	0	8
Nolte	0-1	0-1	2-2	0-2	2	1	2	0	1	2	0	10
Anderson	0-2	0-1	0-0	0-0	0	0	0	1	0	1	0	11
				4-2	6							
TOTALS	19-53	1-8	7-10	10-27	37	15	46	10	8	8	2	200
	<i>.358</i>	<i>.125</i>	<i>.700</i>									

TENNESSEE	16	22	38
VIRGINIA	25	21	46

Officials: Les Jones, Joe Lindsay, Doug Simmons
 Technicals: None
 Attendance: 9,702

MORGAN STATE 57 December 19, 2012
VIRGINIA 75 John Paul Jones Arena • Charlottesville, Va.

MORGAN STATE (3-5)

Player	FG	3FG	FT	O-D	Reb	PF	Pts	A	TO	Blk	Stl	Min
Heath (F)	1-2	0-0	0-0	1-1	2	1	2	0	0	0	0	7
Jackson (F)	11-16	3-5	7-7	0-0	0	2	32	0	1	0	0	33
Chiles (C)	0-2	0-0	2-2	0-0	0	3	2	0	1	1	0	15
Hubbard (G)	1-7	0-2	0-0	0-7	7	1	2	1	6	0	2	30
Bozeman (G)	2-6	0-1	1-1	0-4	4	2	5	3	1	0	3	34
Pretlow	0-0	0-0	0-0	0-0	0	1	0	0	0	0	0	4
Black	2-5	0-2	1-2	1-2	3	1	5	3	4	0	0	31
Bailey	0-0	0-0	0-0	0-0	0	5	0	0	0	0	0	6
Simpson	0-0	0-0	0-0	0-0	0	0	0	0	0	0	0	2
Blossom	0-1	0-0	0-3	0-1	1	1	0	0	0	0	1	7
Duncan	4-6	0-0	1-3	1-1	2	2	9	1	4	3	0	31
				2-0	2							
TOTALS	21-45	3-10	12-18	5-16	21	20	57	8	17	4	6	200
	<i>.467</i>	<i>.300</i>	<i>.667</i>									

VIRGINIA (9-2)

Player	FG	3FG	FT	O-D	Reb	PF	Pts	A	TO	Blk	Stl	Min
Mitchell (F)	5-12	0-1	5-8	4-8	12	3	15	7	2	0	1	33
Atkins (F)	8-12	0-0	1-3	3-1	4	4	17	0	3	1	3	25
Jespersion (G)	4-5	3-4	0-0	1-2	3	2	11	1	1	0	0	30
Jones (G)	0-3	0-1	2-2	1-1	2	2	2	2	2	0	3	23
Harris (G)	3-4	2-3	6-9	0-2	2	2	14	3	4	0	0	21
Browman	0-0	0-0	0-0	1-0	1	1	0	0	0	0	0	2
Barnette	0-2	0-2	0-2	1-2	3	0	0	2	0	0	0	19
Tobey	2-5	0-0	2-2	2-1	3	0	6	1	1	0	1	10
Nolte	2-5	0-2	1-1	1-0	1	3	5	1	1	0	0	14
Anderson	1-5	1-2	2-2	0-2	2	0	5	1	1	1	0	22
Rogers	0-1	0-1	0-0	0-0	0	0	0	0	1	0	0	1
				2-4	6							
TOTALS	25-54	6-16	19-29	16-23	39	17	75	18	16	2	8	200
	<i>.463</i>	<i>.375</i>	<i>.655</i>									

MORGAN STATE	28	29	57
VIRGINIA	37	38	75

Officials: Les Jones, Brian Dorsey, Ron Tyburski
 Technicals: Morgan State-Head Coach Todd Bozeman
 Attendance: 8,319

MISS. VALLEY ST. 39 December 8, 2012
VIRGINIA 67 John Paul Jones Arena • Charlottesville, Va.

MISSISSIPPI VALLEY STATE (0-5)

Player	FG	3FG	FT	O-D	Reb	PF	Pts	A	TO	Blk	Stl	Min
Usher (F)	5-18	2-9	2-3	0-6	6	1	14	0	1	0	0	33
Ralling (F)	2-8	1-5	2-2	1-4	5	3	7	1	0	0	1	33
Francis (F)	0-2	0-1	0-0	0-2	2	1	0	0	1	0	0	11
Holley (C)	0-2	0-0	0-0	1-1	2	2	0	0	1	0	0	15
Marshall	0-5	0-2	0-0	1-0	1	0	0	1	3	0	0	22
Smith	1-6	0-0	4-6	5-1	6	5	6	0	3	1	0	31
Dobbs	0-4	0-4	0-0	0-0	0	1	0	0	0	0	0	10
Henry	0-6	0-1	2-2	4-1	5	0	2	0	1	0	1	20
Tomlin	3-7	0-1	4-5	1-5	6	0	10	1	1	0	1	25
				2-4	6							
TOTALS	11-58	3-23	14-18	15-24	39	13	39	3	11	1	3	200
	<i>.190</i>	<i>.130</i>	<i>.778</i>									

VIRGINIA (8-2)

Player	FG	3FG	FT	O-D	Reb	PF	Pts	A	TO	Blk	Stl	Min
Mitchell (F)	9-14	0-0	2-3	2-3	5	2	20	1	1	0	4	16
Atkins (F)	7-11	0-0	0-2	2-5	7	2	14	0	0	1	1	23
Jespersion (G)	1-3	1-2	0-0	0-1	1	2	3	1	1	0	1	20
Jones (G)	1-4	0-2	0-0	0-3	3	2	2	2	1	0	0	21
Harris (G)	0-4	0-2	3-4	0-3	3	1	3	6	1	1	0	27
Browman	0-1	0-1	0-0	0-2	2	2	0	0	1	0	0	13
Barnette	1-2	1-2	0-0	0-1	1	2	3	4	3	0	0	18
Tobey	2-4	0-0	1-1	1-2	3	0	5	0	1	3	0	12
Nolte	1-1	0-0	0-0	1-3	4	2	2	1	0	1	1	18
Anderson	6-11	1-3	2-2	1-8	9	1	15	2	0	2	2	27
Kirven	0-1	0-0	0-0	0-0	0	1	0	0	1	0	0	2
Rogers	0-0	0-0	0-2	0-1	1	0	0	0	0	0	0	3
				0-3	3							
TOTALS	28-56	3-12	8-14	7-35	42	17	67	17	10	8	9	200
	<i>.500</i>	<i>.250</i>	<i>.571</i>									

MISS. VALLEY ST.	22	17	39
VIRGINIA	36	31	67

Officials: Sean Hull, Bernard Clinton, Jeff Nichols
 Technicals: None
 Attendance: 8,691

VIRGINIA 61 December 22, 2012
OLD DOMINION 63 Richmond Coliseum • Richmond, Va.

VIRGINIA (9-3)

Player	FG	3FG	FT	O-D	Reb	PF	Pts	A	TO	Blk	Stl	Min
Jespersion (G)	1-5	1-3	0-0	0-4	4	2	3	2	0	0	0	33
Jones (G)	1-2	0-1	2-2	0-4	4	4	4	3	1	0	0	25
Harris (G)	6-15	4-9	2-2	0-3	3	1	18	2	2	1	0	33
Mitchell (F)	3-10	0-0	2-3	4-5	9	2	8	1	1	1	0	33
Atkins (F)	2-6	0-0	0-0	1-3	4	5	4	0	2	2	1	22
Browman	0-0	0-0	0-0	0-0	0	0	0	0	0	0	0	1
Barnette	1-4	1-3	0-0	0-0	0	0	3	2	1	0	0	11
Tobey	3-3	0-0	0-1	0-0	0	1	6	1	1	1	0	9
Nolte	4-7	3-5	4-5	1-2	3	3	15	0	0	1	0	23
Anderson	0-1	0-0	0-0	1-1	2	1	0	2	0	1	0	11
				1-2	3							
TOTALS	21-53	9-21	10-13	8-24	32	19	61	13	8	7	1	200
	<i>.396</i>	<i>.429</i>	<i>.769</i>									

OLD DOMINION (2-10)

Player	FG	3FG	FT	O-D	Reb	PF	Pts	A	TO	Blk	Stl	Min
Bacote (G)	5-10	3-6	4-5	0-6	6	1	17	4	1	0	0	33
Painter (F)	4-11	0-0	3-6	5-6	11	2	11	1	0	0	0	34
Clark (G)	0-4	0-3	0-0	0-0	0	4	0	1	1	0	1	31
Ross (F)	0-3	0-0	0-0	4-5	9	3	0	0	0	1	0	24
Hill (G)	3-11	1-5	5-6	1-4	5	2	12	3	1	2	1	38
Batten	8-13	5-9	2-2	0-2	2	2	23	1	1	0	1	28
McEwen	0-0	0-0	0-0	0-0	0	2	0	0	0	0	0	2
Larsen	0-0	0-0	0-0	1-2	3	1	0	0	2	0	0	11
				1-2	3							
TOTALS	20-52	9-23	14-19									

WOFFORD VIRGINIA **39 74** December 30, 2012
John Paul Jones Arena • Charlottesville, Va.

WOFFORD (6-7)

Player	FG	3FG	FT	O-D	Reb	PF	Pts	A	TO	Blk	Stl	Min
Smith (F)	1-2	0-0	0-0	1-2	3	0	2	0	0	0	0	22
Skinner (F)	2-8	0-2	2-2	1-3	4	1	4	1	2	0	0	28
Cochran (G)	1-11	1-7	2-2	1-1	2	2	5	0	2	0	2	24
Swinton (G)	0-0	0-0	0-0	0-0	0	0	0	0	2	0	1	19
Collins (G)	5-9	3-6	4-4	0-2	2	1	17	1	4	0	0	30
Korkowski	0-0	0-0	0-0	0-0	0	0	0	0	0	0	0	3
Byrd	0-2	0-1	0-0	0-2	2	2	0	1	1	0	0	8
Faithfull	1-1	0-0	0-0	0-2	2	4	2	3	3	0	1	21
Wagener	1-2	1-2	0-0	0-1	1	0	3	0	2	0	1	16
Gordon	2-4	0-1	0-2	0-1	1	0	4	0	0	0	2	10
Neumann	1-3	0-0	0-0	0-1	1	2	2	0	1	0	0	17
Hickson	0-0	0-0	0-0	0-1	1	0	0	0	0	0	0	2
TOTALS	14-42	5-19	6-10	3-16	19	12	39	6	17	0	7	200
	.333	.263	.600									

VIRGINIA (10-3)

Player	FG	3FG	FT	O-D	Reb	PF	Pts	A	TO	Blk	Stl	Min
Mitchell (F)	6-7	0-0	3-4	1-5	6	1	15	2	1	0	4	25
Atkins (F)	0-2	0-0	0-0	0-0	0	0	0	0	1	0	0	7
Jespersion (G)	1-1	1-1	0-0	0-1	1	1	3	1	1	1	0	15
Jones (G)	2-4	2-2	0-2	0-1	1	2	6	3	1	0	0	17
Harris (G)	5-6	2-2	3-4	0-4	4	1	15	3	3	0	2	25
Browman	0-0	0-0	0-0	0-2	2	1	0	6	3	0	0	23
Barnette	1-2	1-2	0-0	0-1	1	1	3	1	0	0	0	10
Tobey	9-10	1-1	0-0	1-5	6	1	19	1	1	1	0	27
Nolte	3-6	1-3	0-0	1-5	6	3	7	2	0	0	0	22
Anderson	3-7	0-3	0-0	1-1	2	1	6	3	1	0	2	25
Kirven	0-0	0-0	0-0	0-1	1	0	0	0	0	0	0	2
Rogers	0-2	0-1	0-0	0-1	1	0	0	0	0	0	0	2
TOTALS	30-47	8-15	6-10	4-27	31	12	74	22	12	2	8	200
	.638	.533	.600									

WOFFORD	17	22	39
VIRGINIA	31	43	74

Officials: Jamie Luckie, William Humes, Ray Perone
Technicals: None
Attendance: 9,387

VIRGINIA WAKE FOREST **52 55** January 9, 2013
Joel Coliseum • Winston-Salem, N.C.

VIRGINIA (11-4, 1-1 ACC)

Player	FG	3FG	FT	O-D	Reb	PF	Pts	A	TO	Blk	Stl	Min
Mitchell (F)	5-9	0-0	0-1	5-5	10	1	10	0	3	1	2	31
Atkins (F)	0-4	0-0	2-2	0-2	2	2	2	0	1	0	0	16
Evans (G)	1-4	0-0	0-0	1-3	4	3	2	3	4	0	0	24
Jespersion (G)	0-2	0-1	0-0	0-0	0	1	0	0	2	0	0	21
Harris (G)	5-14	2-3	1-1	2-2	4	4	13	2	4	1	1	34
Barnette	0-0	0-0	0-0	0-0	0	0	0	0	0	0	0	1
Jones	0-1	0-0	0-0	0-1	1	1	0	1	1	0	2	15
Tobey	6-9	0-0	2-2	4-3	7	1	14	0	0	0	0	21
Nolte	1-7	1-7	3-4	0-3	3	3	6	0	1	1	1	20
Anderson	2-5	0-0	1-2	4-4	8	3	5	2	1	0	0	17
				1-0	1							
TOTALS	20-55	3-11	9-12	17-23	40	19	52	8	17	3	6	200
	.364	.273	.750									

WAKE FOREST (8-6, 1-1 ACC)

Player	FG	3FG	FT	O-D	Reb	PF	Pts	A	TO	Blk	Stl	Min
Thomas (F)	1-1	0-0	0-0	1-7	8	3	2	2	5	3	0	26
McKie (F)	4-10	1-3	5-5	1-3	4	1	14	3	0	2	2	33
Adala Moto (F)	4-8	0-2	1-5	0-0	0	2	9	0	1	1	1	20
Miller-McIntyre (G)	2-6	0-1	0-0	1-3	4	1	4	1	2	0	1	28
Harris (G)	3-10	2-4	8-8	0-1	1	2	16	1	2	1	0	30
Jones	1-1	0-0	0-1	0-1	1	1	2	1	1	0	0	17
Fischer	1-3	1-2	0-0	1-1	2	0	3	1	1	0	1	16
Rountree	0-0	0-0	0-0	0-0	0	0	0	1	0	1	0	11
Cavanaugh	2-5	0-3	1-2	0-3	3	3	5	0	0	0	0	19
				1-0	1							
TOTALS	18-44	4-15	15-21	5-19	24	13	55	10	12	9	5	200
	.449	.571	.500									

VIRGINIA	22	30	52
WAKE FOREST	29	26	55

Officials: Raymond Styons, Tim Kelly, Brian O'Connell
Technicals: None
Attendance: 9,217

NO. CAROLINA VIRGINIA **52 61** January 6, 2013
John Paul Jones Arena • Charlottesville, Va.

NORTH CAROLINA (10-4, 0-1 ACC)

Player	FG	3FG	FT	O-D	Reb	PF	Pts	A	TO	Blk	Stl	Min
Hubert (F)	1-2	0-0	1-2	0-2	2	2	3	0	0	0	0	19
Bullock (F)	7-9	4-6	4-4	2-3	5	1	22	1	0	1	0	32
McAdoo (F)	4-9	0-0	2-4	0-7	7	2	10	0	4	0	1	30
Strickland (G)	2-7	0-0	0-0	0-0	0	2	4	3	0	0	1	28
Paige (G)	1-7	0-3	0-0	0-3	3	2	2	2	2	0	0	28
James	0-1	0-0	0-2	0-4	4	1	0	0	2	0	0	9
McDonald	0-3	0-3	0-0	0-0	0	2	0	0	2	0	1	15
Johnson	1-2	0-0	0-0	1-1	2	1	2	1	1	1	1	10
Hairston	3-9	1-5	1-3	1-4	5	4	8	2	1	0	0	22
Tokoto	0-2	0-0	1-2	1-0	1	1	1	0	0	0	0	7
				3-3	6							
TOTALS	19-51	5-17	9-17	8-27	35	18	52	9	12	2	4	200
	.373	.294	.529									

VIRGINIA (11-3, 1-0 ACC)

Player	FG	3FG	FT	O-D	Reb	PF	Pts	A	TO	Blk	Stl	Min
Mitchell (F)	2-5	0-0	3-8	2-9	11	3	7	1	1	0	2	31
Atkins (F)	1-4	0-0	0-0	0-3	3	2	2	0	0	2	0	16
Jespersion (G)	2-6	1-2	2-2	0-1	1	3	7	2	0	0	0	20
Jones (G)	2-4	2-2	0-0	0-2	2	0	6	0	3	0	1	20
Harris (G)	7-11	2-4	3-6	1-4	5	2	19	1	1	0	2	36
Evans	4-7	0-0	0-0	0-0	0	2	8	6	3	0	0	21
Tobey	1-5	0-0	0-0	1-2	3	0	2	0	3	1	0	14
Nolte	3-5	3-5	0-0	0-1	1	2	9	2	0	1	1	23
Anderson	0-2	0-1	1-2	1-3	4	0	1	2	0	2	0	19
				0-2	2							
TOTALS	22-49	8-14	9-18	5-27	32	14	61	14	11	6	6	200
	.449	.571	.500									

NORTH CAROLINA	25	27	52
VIRGINIA	24	37	61

Officials: Karl Hess, Doug Sirmons, John Cahill
Technicals: None
Attendance: 12,117

VIRGINIA CLEMSON **44 59** January 12, 2013
Littlejohn Coliseum • Clemson, S.C.

VIRGINIA (11-5, 1-2 ACC)

Player	FG	3FG	FT	O-D	Reb	PF	Pts	A	TO	Blk	Stl	Min
Mitchell (F)	3-5	0-0	1-2	3-6	9	2	7	3	4	1	2	31
Atkins (F)	1-3	0-0	0-0	0-1	1	3	2	1	0	2	0	15
Evans (G)	1-1	0-0	0-2	0-1	1	1	2	3	5	0	0	33
Jespersion (G)	1-6	1-4	2-2	0-0	0	1	5	0	0	0	0	27
Harris (G)	5-13	2-7	2-2	0-5	5	3	14	3	0	0	1	31
Jones	1-3	0-2	0-0	0-0	0	1	2	0	0	0	1	10
Tobey	3-9	0-0	0-0	1-1	2	2	6	1	0	0	0	15
Nolte	2-4	2-3	0-0	1-0	1	2	6	0	0	0	0	24
Anderson	0-4	0-1	0-0	1-1	2	2	0	0	2	0	0	14
				1-1	2							
TOTALS	17-48	5-17	5-8	7-16	23	17	44	11	12	3	4	200
	.354	.294	.625									

CLEMSON (9-6, 1-2 ACC)

Player	FG	3FG	FT	O-D	Reb	PF	Pts	A	TO	Blk	Stl	Min
Jennings (F)	7-13	5-8	2-4	2-9	11	3	21	3	2	1	1	37
McDaniels (F)	0-0	0-0	6-8	0-3	3	2	6	1	4	3	0	31
Booker (C)	3-10	0-0	9-12	1-8	9	3	15	1	3	2	0	36
Filer (G)	0-2	0-1	2-3	0-1	1	2	2	3	2	0	0	28
Hall (G)	4-4	0-0	0-0	0-0	0	1	8	2	0	0	0	36
Harrison	2-3	1-1	0-0	0-2	2	1	5	2	2	0	1	25
Sullivan	0-0	0-0	0-0	0-1	1	1	0	0	1	0	0	3
Nnoko	1-1	0-0	0-0	0-0	0	0	2	0	0	0	0	4
				1-1	2							
TOTALS	17-33	6-10	19-27	4-25	29	13	59	12	15	6	2	200
	.515	.600	.704									

VIRGINIA	20	24	44
CLEMSON	2		

FLORIDA STATE 36 January 19, 2013
VIRGINIA 56 John Paul Jones Arena • Charlottesville, Va.

FLORIDA STATE (10-7, 2-2 ACC)

Player	FG	3FG	FT	O-D	Reb	PF	Pts	A	TO	Blk	Stl	Min
White (F)	4-9	0-2	0-0	3-2	5	4	8	0	2	1	1	29
Turpin (C)	0-0	0-0	0-0	0-0	0	1	0	0	0	0	0	6
Brandon (G)	1-4	0-1	0-1	0-1	1	0	2	0	3	1	1	20
Snaer (G)	4-9	1-5	0-0	1-1	2	2	9	2	5	1	1	35
Whisnant (G)	0-3	0-3	0-0	0-0	0	2	0	1	1	1	0	26
Bookert	0-0	0-0	0-0	0-0	0	0	0	0	1	0	0	8
Shannon	1-2	0-0	1-2	2-2	4	3	3	1	3	0	3	23
Gilchrist	2-3	0-0	0-1	0-0	0	1	4	0	0	0	0	9
Bojanovsky	2-3	0-0	0-0	1-0	1	0	4	0	0	0	0	7
Thomas	1-3	0-2	0-0	1-1	2	0	2	0	0	0	0	17
Miller	1-5	0-2	2-4	0-4	4	0	4	1	3	0	0	19
Ojo	0-2	0-0	0-0	1-0	1	0	0	0	0	0	0	1
				0-2	2							
TOTALS	16-43	1-15	3-8	9-13	22	13	36	5	18	4	6	200
	<i>.372</i>	<i>.067</i>	<i>.375</i>									

VIRGINIA (12-5, 2-2 ACC)

Player	FG	3FG	FT	O-D	Reb	PF	Pts	A	TO	Blk	Stl	Min
Mitchell (F)	6-7	0-0	1-2	1-4	5	4	13	3	2	0	2	34
Evans (G)	3-8	0-0	0-0	2-3	5	1	6	7	5	0	1	28
Jespersion (G)	3-5	2-2	0-0	1-1	2	1	8	0	2	0	1	28
Nolte (G)	1-6	0-2	0-0	1-6	7	2	2	1	2	1	0	30
Harris (G)	5-12	3-6	4-4	3-1	4	2	17	1	1	1	4	32
Browman	0-0	0-0	0-0	0-0	0	0	0	1	1	0	0	2
Barnette	0-0	0-0	0-0	0-0	0	0	0	0	0	0	0	1
Jones	0-0	0-0	0-0	0-0	0	1	0	1	0	0	0	9
Tobey	1-2	0-0	0-0	0-1	1	2	2	0	0	0	0	13
Anderson	3-5	2-3	0-0	1-2	3	1	8	1	2	3	1	21
Kirven	0-0	0-0	0-0	0-0	0	0	0	0	1	0	0	1
Rogers	0-0	0-0	0-0	0-1	0	0	0	0	0	0	0	1
				1-1	2							
TOTALS	17-33	6-10	19-27	4-25	29	13	59	12	15	6	2	200
	<i>.515</i>	<i>.600</i>	<i>.704</i>									

FLORIDA STATE	15	21	36
VIRGINIA	33	23	56

Officials: Les Jones, Bernard Clinton, Raymond Styons
 Technicals: Florida State-White, Virginia-Evans
 Attendance: 12,303

BOSTON COLLEGE 51 January 26, 2013
VIRGINIA 65 John Paul Jones Arena • Charlottesville, Va.

BOSTON COLLEGE (9-10, 1-5 ACC)

Player	FG	3FG	FT	O-D	Reb	PF	Pts	A	TO	Blk	Stl	Min
Anderson (F)	5-14	0-0	4-4	2-2	4	1	14	0	5	1	0	33
Jackson (G)	3-6	3-5	0-0	1-4	5	4	9	1	2	0	1	38
Hanlan (G)	4-13	1-6	1-3	1-0	1	2	10	3	3	0	1	37
Rahon (G)	3-6	1-4	3-3	0-0	0	0	10	4	1	0	2	34
Heckmann	0-1	0-1	2-2	0-0	0	1	2	0	0	0	0	9
Odio	0-3	0-3	0-0	1-6	7	4	0	1	0	0	0	21
Caudill	0-0	0-0	0-0	0-0	0	0	0	0	0	0	0	1
Clifford	0-1	0-0	0-0	0-3	3	1	0	0	2	1	0	9
Rubin	2-3	2-3	0-0	0-0	0	0	6	0	1	0	0	19
				3-0	3							
TOTALS	17-47	7-22	10-12	8-15	23	13	51	9	14	2	4	200
	<i>.362</i>	<i>.318</i>	<i>.833</i>									

VIRGINIA (14-5, 4-2 ACC)

Player	FG	3FG	FT	O-D	Reb	PF	Pts	A	TO	Blk	Stl	Min
Nolte	4-5	1-2	0-0	2-0	2	4	9	0	0	1	0	11
Mitchell	6-10	0-0	4-5	2-4	6	2	16	0	3	1	1	34
Evans	1-3	0-0	1-2	0-2	2	4	3	6	3	0	2	30
Jespersion	2-5	0-2	2-2	0-7	7	0	6	2	2	1	3	37
Harris	3-9	1-4	0-0	1-4	5	2	7	4	2	3	0	34
Browman	0-0	0-0	0-0	0-2	2	2	0	1	0	0	1	11
Tobey	4-7	0-0	0-0	2-1	3	2	8	0	2	1	0	18
Anderson	7-9	0-1	2-2	0-2	2	0	16	2	1	0	0	25
				0-0	0							
TOTALS	27-48	2-9	9-11	7-22	29	16	65	15	13	7	7	200
	<i>.563</i>	<i>.222</i>	<i>.818</i>									

BOSTON COLLEGE	26	25	51
VIRGINIA	24	41	65

Officials: Jamie Luckie, Roger Ayers, Tim Nestor
 Technicals: None
 Attendance: 11,660

VIRGINIA 74 January 24, 2013
VIRGINIA TECH 58 Cassell Coliseum • Blacksburg, Va.

VIRGINIA (13-5, 3-2 ACC)

Player	FG	3FG	FT	O-D	Reb	PF	Pts	A	TO	Blk	Stl	Min
Nolte (F)	6-12	5-9	1-2	0-2	2	1	18	2	1	2	4	34
Mitchell (F)	3-6	0-0	2-3	1-7	8	4	8	1	2	0	1	31
Evans (G)	1-5	0-0	2-5	0-2	2	3	4	6	0	0	0	28
Jespersion (G)	1-4	0-2	1-1	0-0	0	3	3	1	0	1	0	19
Harris (G)	6-9	4-6	1-3	1-2	3	2	17	2	2	0	1	35
Browman	0-1	0-1	0-0	0-1	1	3	0	1	0	0	0	11
Jones	1-3	1-2	0-0	0-0	0	0	3	1	0	0	0	3
Tobey	5-5	0-0	0-0	1-2	3	2	10	1	0	0	0	15
Anderson	3-6	1-3	4-4	2-0	2	0	11	6	1	0	3	24
				0-3	3							
TOTALS	26-51	11-23	11-18	5-19	24	18	74	21	6	3	9	200
	<i>.510</i>	<i>.478</i>	<i>.611</i>									

VIRGINIA TECH (11-7, 2-3 ACC)

Player	FG	3FG	FT	O-D	Reb	PF	Pts	A	TO	Blk	Stl	Min
Raines (F)	2-3	0-0	0-0	0-4	4	2	4	0	2	0	0	22
Eddie (F)	2-11	0-3	5-7	2-7	9	2	9	2	2	0	0	30
Barksdale (F)	1-1	0-0	0-0	1-2	3	0	2	2	2	0	0	26
Brown (G)	0-3	0-2	0-0	0-1	1	4	0	0	1	0	0	24
Green (G)	11-18	3-6	10-13	2-7	9	1	35	1	3	0	0	38
van Zegeren	1-2	0-0	0-4	2-3	5	4	2	0	3	0	0	18
Rankin	2-4	2-3	0-0	0-0	0	4	6	0	1	0	3	25
Beyer	0-0	0-0	0-0	0-0	0	0	0	0	0	0	0	3
Johnston	0-1	0-1	0-0	0-0	0	0	0	1	0	0	0	7
Wood	0-0	0-0	0-0	0-0	0	0	0	0	1	0	0	7
				1-0	1							
TOTALS	19-43	5-15	15-24	8-24	32	17	58	6	14	0	3	200
	<i>.442</i>	<i>.333</i>	<i>.625</i>									

VIRGINIA	34	40	74
VIRGINIA TECH	25	33	58

Officials: Joe Lindsay, Tony Greene, Mike Stuart
 Technicals: None
 Attendance: 7,222

NO. 19 NC STATE 55 January 29, 2013
VIRGINIA 58 John Paul Jones Arena • Charlottesville, Va.

NC STATE (16-5, 5-3 ACC)

Player	FG	3FG	FT	O-D	Reb	PF	Pts	A	TO	Blk	Stl	Min
Howell (F)	5-10	0-0	2-2	3-8	11	3	12	6	3	0	0	38
Wood (F)	3-10	3-8	0-0	1-2	3	1	9	0	2	0	0	37
Warren (F)	1-7	0-0	1-2	0-0	0	4	3	0	1	1	3	34
Purvis (G)	2-7	2-4	0-0	0-1	1	2	6	1	1	0	0	33
Brown (G)	1-3	0-1	0-0	0-3	3	0	2	1	0	1	2	10
Leslie	7-13	0-0	6-9	3-11	14	2	20	0	7	0	0	30
Lewis	1-3	1-2	0-0	0-1	1	0	3	2	0	0	0	15
Vandenberg	0-0	0-0	0-0	0-0	0	0	0	0	0	0	0	3
				3-2	5							
TOTALS	20-53	6-15	9-13	10-28	38	12	55	10	14	2	5	200
	<i>.377</i>	<i>.400</i>	<i>.692</i>									

VIRGINIA (15-5, 5-2 ACC)

Player	FG	3FG	FT	O-D	Reb	PF	Pts	A</
--------	----	-----	----	-----	-----	----	-----	-----

VIRGINIA 60 February 3, 2013
GEORGIA TECH 66 McCamish Pavilion • Atlanta, Ga.

VIRGINIA (15-6, 5-3 ACC)

Player	FG	3FG	FT	O-D	Reb	PF	Pts	A	TO	Blk	Stl	Min
Nolte (F)	2-9	2-8	0-0	1-3	4	4	6	0	0	0	0	24
Mitchell (F)	6-14	0-0	1-1	3-9	12	3	13	0	1	1	0	34
Evans (G)	2-5	0-0	0-0	1-0	1	1	4	4	4	0	1	33
Jespersion (G)	1-3	1-3	0-0	0-1	1	2	3	1	1	0	2	31
Harris (G)	6-14	4-9	2-4	4-2	6	4	18	4	6	1	1	37
Barnette	1-1	1-1	0-0	0-0	0	0	3	0	0	0	0	1
Jones	1-1	0-0	0-0	0-0	0	2	2	1	0	0	0	6
Tobey	0-0	0-0	1-2	0-2	2	3	1	1	1	0	0	9
Anderson	3-8	1-1	3-4	2-1	3	3	10	4	1	1	0	25
TOTALS	22-55	9-22	7-11	13-18	31	22	60	15	14	3	4	200
	.400	.409	.636									

GEORGIA TECH (12-8, 2-6 ACC)

Player	FG	3FG	FT	O-D	Reb	PF	Pts	A	TO	Blk	Stl	Min
Georges-Hunt (F)	1-6	0-2	5-6	2-2	4	2	7	0	0	0	1	33
Carter, Jr. (F)	6-8	0-2	2-3	1-7	8	3	14	3	3	2	1	31
Miller (C)	2-4	0-0	0-0	2-6	8	2	4	4	3	2	0	27
Udofia (G)	4-8	3-5	4-4	0-1	1	1	15	2	3	0	1	34
Bolden (G)	4-10	1-5	5-7	0-5	5	3	14	1	1	0	0	37
Jordan	0-0	0-0	0-0	0-0	0	1	0	0	0	0	0	4
Poole, Jr.	0-1	0-0	0-0	1-0	1	1	0	0	0	0	0	2
Reed	0-1	0-0	0-2	0-1	1	0	0	1	0	0	1	7
Holsley	5-7	0-0	2-3	3-1	4	1	12	1	3	1	1	22
Poole	0-1	0-1	0-0	0-0	0	0	0	0	0	0	0	3
TOTALS	22-46	4-15	18-25	9-23	32	14	66	12	13	5	5	200
	.478	.267	.720									

VIRGINIA	37	23	60
GEORGIA TECH	28	38	66

Officials: Bryan Kersey, Brian Dorsey, Tony Greene
 Technicals: None
 Attendance: 7,128

VIRGINIA 80 February 10, 2013
MARYLAND 69 Comcast Center • College Park, Md.

VIRGINIA (17-6, 7-3 ACC)

Player	FG	3FG	FT	O-D	Reb	PF	Pts	A	TO	Blk	Stl	Min
Anderson (F)	5-14	1-3	6-6	1-8	9	1	17	3	2	1	0	35
Mitchell (F)	4-6	0-0	5-8	2-2	4	2	13	0	2	0	2	27
Evans (G)	2-3	0-0	1-2	1-4	5	4	5	8	4	0	0	36
Jespersion (G)	4-6	4-4	0-1	1-2	3	2	12	0	1	0	1	23
Harris (G)	7-8	3-4	5-6	1-1	2	2	22	1	3	0	2	37
Barnette	1-2	1-2	0-0	0-0	0	0	3	0	2	0	0	6
Jones	0-1	0-1	0-0	0-0	0	0	0	0	0	0	0	7
Nolte	3-7	2-5	0-0	1-4	5	4	8	3	1	0	0	22
Atkins	0-1	0-0	0-0	1-2	3	1	0	0	1	0	0	7
TOTALS	26-48	11-19	17-23	9-25	34	16	80	15	16	1	5	200
	.542	.579	.739									

MARYLAND (17-7, 5-6 ACC)

Player	FG	3FG	FT	O-D	Reb	PF	Pts	A	TO	Blk	Stl	Min
Wells (F)	5-9	2-5	1-4	1-4	5	1	13	1	0	0	0	33
Padgett (F)	1-2	0-0	0-1	1-1	2	1	2	0	0	0	0	6
Len (C)	3-6	0-0	3-4	3-4	7	5	9	2	0	5	1	26
Faust (G)	4-9	0-1	0-0	0-1	1	3	8	3	2	0	1	25
Layman (G)	1-7	0-4	2-2	0-4	4	1	4	1	0	1	1	28
Mitchell	1-3	0-0	0-0	2-0	2	2	2	0	4	0	0	9
Aronhalt	3-7	2-4	1-2	2-0	2	0	9	0	2	0	0	20
Allen	4-8	0-2	3-4	0-3	3	2	11	5	3	0	5	25
Howard	2-4	1-1	0-0	1-0	1	1	5	2	1	0	1	17
Cleare	3-3	0-0	0-1	0-0	0	1	6	0	1	0	0	11
TOTALS	27-58	5-17	10-18	12-17	29	17	69	14	13	6	9	200
	.466	.294	.556									

VIRGINIA	35	45	80
MARYLAND	29	40	69

Officials: Karl Hess, Roger Ayers, Bryan Kersey
 Technicals: None
 Attendance: 16,895

CLEMSON 41 February 7, 2013
VIRGINIA 78 John Paul Jones Arena • Charlottesville, Va.

CLEMSON (12-10, 4-6 ACC)

Player	FG	3FG	FT	O-D	Reb	PF	Pts	A	TO	Blk	Stl	Min
Jennings (F)	1-7	0-3	0-0	1-2	3	1	2	1	5	0	0	25
Booker (F)	3-5	0-1	1-2	6-3	9	2	7	0	4	2	0	28
McDaniels (F)	4-10	1-3	1-1	1-1	2	2	10	0	1	1	0	30
Hall (G)	1-4	0-1	0-1	0-6	6	0	2	0	3	0	1	27
Harrison (G)	1-5	0-3	4-4	1-3	4	2	6	0	2	0	1	24
Fields	1-2	0-1	0-0	1-0	1	1	2	0	0	0	0	3
Filer	1-5	0-2	0-0	0-0	0	2	2	2	0	0	2	19
Roper	3-10	0-3	2-4	0-1	1	0	8	1	1	0	0	25
Sullivan	1-2	0-0	0-0	0-1	1	0	2	0	1	0	0	7
Smith	0-1	0-0	0-0	1-1	2	0	0	0	0	0	0	6
Nnoko	0-1	0-0	0-0	1-0	1	0	0	0	1	0	1	6
TOTALS	16-52	1-17	8-12	14-19	33	10	41	4	19	3	5	200
	.308	.059	.667									

VIRGINIA (16-6, 6-3 ACC)

Player	FG	3FG	FT	O-D	Reb	PF	Pts	A	TO	Blk	Stl	Min
Mitchell (F)	7-11	0-0	2-2	2-4	6	1	16	0	1	1	4	31
Evans (G)	1-4	0-0	0-0	0-1	1	2	2	8	0	0	1	29
Jespersion (G)	2-8	1-7	0-0	0-2	2	1	5	1	2	2	1	26
Harris (G)	7-10	2-4	5-6	1-3	4	2	21	2	1	0	1	27
Anderson (F)	6-9	1-4	1-2	0-1	1	1	14	2	1	1	3	24
Browman	0-0	0-0	0-2	0-0	0	1	0	0	0	0	0	6
Barnette	3-4	3-4	0-0	0-1	1	1	9	1	0	0	0	15
Jones	1-3	0-1	0-0	0-0	0	3	2	0	0	0	1	11
Nolte	3-4	3-4	0-0	0-5	5	5	9	2	0	2	1	22
Kirven	0-1	0-0	0-0	0-2	2	0	0	0	1	0	0	5
Rogers	0-0	0-0	0-0	0-2	2	0	0	1	0	0	0	4
TOTALS	30-54	10-24	8-12	5-24	29	17	78	17	6	6	12	200
	.556	.417	.667									

CLEMSON	10	31	41
VIRGINIA	38	40	78

Officials: Jamie Luckie, Doug Simons, John Cahill
 Technicals: None
 Attendance: 9,942

VIRGINIA TECH 55 February 12, 2013
VIRGINIA 73 John Paul Jones Arena • Charlottesville, Va.

VIRGINIA TECH (11-13, 2-9 ACC)

Player	FG	3FG	FT	O-D	Reb	PF	Pts	A	TO	Blk	Stl	Min
Raines (F)	3-7	0-0	0-2	7-1	8	2	6	1	1	1	0	26
Barksdale (F)	1-2	0-0	0-0	0-4	4	2	2	0	2	0	1	16
Brown (G)	1-5	0-3	0-1	1-0	1	3	2	1	0	0	0	18
Green (G)	4-17	3-8	11-13	0-5	5	0	22	2	0	0	1	34
Johnston (G)	1-2	1-2	0-1	0-1	1	0	3	1	0	0	1	28
Zegeren	0-0	0-0	0-0	1-3	4	4	0	0	1	1	0	14
Patrick	2-2	0-0	0-0	0-1	1	0	4	0	0	0	0	2
Rankin	2-4	1-3	0-2	0-0	0	1	5	1	1	0	0	20
Donlon	0-1	0-0	0-0	0-0	0	0	0	0	0	0	0	2
Beyer	0-0	0-0	0-0	0-0	0	0	0	0	0	0	0	2
Racer	0-0	0-0	0-0	0-0	0	0	0	0	0	0	0	2
Eddie	1-7	1-5	0-0	1-2	3	0	3	0	2	0	0	14
Wood	3-5	2-4	0-0	0-5	5	3	8	1	1	0	0	22
TOTALS	18-52	8-25	11-19	11-22	33	15	55	7	9	2	3	200
	.346	.320	.579									

VIRGINIA (18-6, 8-3 ACC)

Player	FG	3FG	FT	O-D	Reb	PF	Pts	A	TO	Blk	Stl	Min
Mitchell (F)	6-12	0-0	5-8	2-6	8	0	17	3	0	0	2	34
Evans (G)	4-7	0-1	0-0	1-6	7	3	8	6	1	0	0	30
Jespersion (G)	3-5	2-3	0-0	0-2	2	2	8	1	0	2	0	22
Harris (G)	7-12	5-7	7-7	0-4	4	2	26	1	1	1	0	32
Anderson (F)	0-4	0-1	4-4	0-3	3	3	4	1	2	0	0	28
Browman	0-0	0-0	0-0	0-1	1	0	0	0	0	0	0	2
Barnette	0-1	0-1	0-0	0-1	1	0	0	0	0	0	0	11
Jones	1-3	1-3	2-2	0-0	0	2	5	2	0	0	0	9
Nolte	1-3	1-3	2-2	1-3	4	1	5	0	0	0	0	26
Kirven	0-0	0-0	0-0	0-0	0	0	0	0	0	0	0	2
Rogers	0-2	0-0	0-0	0-0	0	0	0	0	0	0	0	2
Atkins	0-1	0-0	0-0	1-0	1	0	0	0	1	0	0	2
TOTALS	22-50	9-19	20-23	6-27	33	13	73	14	6	3	2	200
	.440	.474	.870									

VIRGINIA TECH	23	32	55
VIRGINIA	36	37	73

Officials: Jamie Luckie, Sean Hull, John Cahill
 Technicals: None
 Attendance: 11,764

VIRGINIA 81 February 16, 2013
NO. CAROLINA 93 Dean Smith Center • Chapel Hill, N.C.

VIRGINIA (18-7, 8-4 ACC)

Player	FG	3FG	FT	O-D	Reb	PF	Pts	A	TO	Blk	Stl	Min
Mitchell (F)	3-7	0-0	3-4	0-9	9	4	9	0	2	0	0	29
Jespersion (G)	3-5	3-5	0-0	0-2	2	4	9	0	1	0	2	26
Harris (G)	10-13	4-6	3-3	0-2	2	4	27	1	3	1	2	33
Anderson (G)	4-9	0-1	0-2	0-2	2	1	8	5	1	1	0	32
Evans (G)	5-7	1-2	1-2	0-1	1	3	12	5	6	0	2	33
Nolte	2-5	2-5	0-0	0-2	2	3	6	0	0	0	1	26
Barnette	1-1	1-1	0-0	0-0	0	1	3	0	0	0	0	4
Jones	1-2	1-2	0-0	0-0	0	1	3	1	1	0	0	8
Atkins	2-4	0-0	0-0	2-1	3	0	4	0	0	0	0	8
Browman	0-0	0-0	0-0	0-0	0	0	0	0	0	0	0	1
TOTALS	31-53	12-21	7-11	3-21	24	21	81	12	14	2	7	200
	.585	.571	.636									

NORTH CAROLINA (17-8, 7-5 ACC)

Player	FG	3FG	FT	O-D	Reb	PF	Pts	A	TO	Blk	Stl	Min
Bullock (F)	3-8	3-7	2-4	2-1	3	2	11	4	1	1	4	36
McAdoo (F)	4-10	0-0	1-4	2-8	10	3	9	1	3	1	1	30
Hairston (G)	8-14	6-12	7-8	2-5	7	3	29	0	0	0	1	29
Strickland (G)	3-5	0-0	6-8	0-1	1	1	12	6	1	0	1	30
Paige (G)	4-9	3-5	6-6	1-3	4	0	17	3	2	0	2	30
Johnson	3-4	0-0	0-0	1-3	4	1	6	0	0	0	1	11
McDonald	3-7	1-4	0-0	1-0	1	0	7	2	0	0	0	18
Tokoto	0-0	0-0	0-0	0-0	0	0	0	1	0	0	0	3
Hubert	0-0	0-0	0-0	0-0	0	0	0	0	0	0	1	1
Simmons	0-0	0-0	0-0	1-0	1	1	0	0	0	0	0	8
Moody	0-0	0-0	0-0	1-0	1	0	1	1	0	0	0	1
Tanner	1-1	0-0	0-0	0-0	0	0	2	0	0	0	0	1
Manor	0-1	0-0	0-0	0-0	0	0	0	0	0	0	0	1
Robinson	0-0	0-0	0-0	0-0	0	0	0	0	0	0	0	1
TOTALS	29-59	13-28	22-30	11-22	33	11	93	18	7	2	11	200
	.492	.464	.733									

VIRGINIA	40	41	81	Officials:	Les Jones, Tim Kelly, Jerry Heater
NORTH CAROLINA	40	53	93	Technicals:	None
				Attendance:	20,616

GEORGIA TECH 54 February 24, 2013
VIRGINIA 82 John Paul Jones Arena • Charlottesville, Va.

GEORGIA TECH (14-12, 4-10 ACC)

Player	FG	3FG	FT	O-D	Reb	PF	Pts	A	TO	Blk	Stl	Min
Carter, Jr. (F)	4-10	1-4	0-0	0-5	5	2	9	0	3	1	1	28
Miller (C)	4-9	0-0	3-4	7-4	11	2	11	1	2	0	0	26
Udofia (G)	1-5	1-3	1-2	0-3	3	4	4	2	1	0	1	27
Georges-Hunt (G)	5-12	2-5	0-0	1-0	1	0	12	3	1	0	0	31
Bolden (G)	2-3	1-2	0-0	0-0	0	0	5	1	2	0	0	32
Royal	1-2	0-0	0-0	0-1	1	0	2	0	0	0	0	4
Jordan	0-0	0-0	0-0	0-0	0	1	0	0	0	0	0	6
Poole, Jr.	0-1	0-0	0-0	0-0	0	1	0	0	1	0	0	7
Morris	0-0	0-0	0-0	0-0	0	0	0	0	1	0	1	2
Reed	0-1	0-1	0-0	0-1	1	1	0	0	2	0	0	8
Holsey	4-4	0-0	0-2	1-1	2	4	8	0	3	0	0	20
TOTALS	22-50	6-17	4-8	10-16	26	16	54	8	17	1	3	200
	.440	.353	.500									

VIRGINIA (19-8, 9-5 ACC)

Player	FG	3FG	FT	O-D	Reb	PF	Pts	A	TO	Blk	Stl	Min
Anderson (F)	4-9	1-2	2-2	0-2	2	0	11	4	3	1	2	22
Mitchell (F)	8-9	0-0	2-2	3-5	8	1	18	1	0	0	1	30
Evans (G)	5-7	0-0	0-0	2-1	3	1	10	8	0	0	0	28
Jespersion (G)	2-6	1-4	1-2	0-4	4	0	6	0	0	1	1	23
Harris (G)	4-10	0-5	7-8	1-2	3	1	15	1	1	0	0	31
Browman	0-0	0-0	0-0	0-1	1	0	0	0	0	0	0	3
Barnette	3-4	3-4	0-0	0-0	0	1	9	1	0	0	0	14
Jones	2-3	0-0	0-0	0-1	1	0	4	0	0	0	0	12
Tobey	3-7	1-1	0-0	3-1	4	2	7	0	0	0	0	15
Nolte	1-3	0-2	0-0	0-1	1	2	2	0	0	1	1	20
Rogers	0-1	0-1	0-0	0-0	0	0	0	0	1	0	0	2
TOTALS	32-59	6-19	12-14	10-19	29	8	82	15	5	3	5	200
	.542	.316	.857									

GEORGIA TECH	29	25	54	Officials:	Doug Sirmons, Sean Hull, Gary Maxwell
VIRGINIA	41	41	82	Technicals:	Georgia Tech-Udofia
				Attendance:	12,232

VIRGINIA 50 February 19, 2013
NO. 2 MIAMI 54 BankUnited Center • Miami, Fla.

VIRGINIA (18-8, 8-5 ACC)

Player	FG	3FG	FT	O-D	Reb	PF	Pts	A	TO	Blk	Stl	Min
Mitchell (F)	3-10	0-0	0-0	4-4	8	3	6	1	2	0	1	29
Evans (G)	1-5	0-0	3-4	0-4	4	1	5	7	1	0	1	35
Jespersion (G)	3-6	2-4	0-0	0-4	4	4	8	0	2	0	1	34
Harris (G)	7-16	1-5	1-2	1-6	7	2	16	2	1	0	1	36
Anderson (G)	3-8	1-2	0-0	1-0	1	3	7	1	1	3	0	28
Jones	0-1	0-0	0-0	0-1	1	0	0	0	0	0	0	5
Nolte	2-5	1-4	1-2	0-1	1	3	6	1	0	1	2	22
Atkins	1-1	0-0	0-0	0-1	1	1	2	0	0	0	0	11
TOTALS	20-52	5-15	5-8	8-24	32	17	50	12	7	4	6	200
	.385	.333	.625									

MIAMI (22-3, 13-0 ACC)

Player	FG	3FG	FT	O-D	Reb	PF	Pts	A	TO	Blk	Stl	Min
Kadji (F)	3-8	0-1	1-3	1-5	6	3	7	2	1	2	0	35
Gamble (F)	4-7	0-0	0-2	2-5	7	1	8	0	1	4	0	20
Larkin (G)	4-7	0-1	3-4	0-3	3	2	11	6	1	0	0	34
Scott (G)	2-6	0-1	2-2	0-0	0	1	6	1	1	0	3	37
Mck. Jones (G)	1-3	0-2	0-0	0-4	4	0	2	2	1	0	1	25
Brown	3-7	1-2	3-3	1-3	4	0	10	0	1	0	0	25
Jekiri	1-2	0-0	0-0	0-0	0	0	2	0	0	0	0	5
Johnson	4-7	0-0	0-2	1-6	7	3	8	0	2	1	0	19
TOTALS	29-59	13-28	22-30	11-22	33	11	93	18	7	2	11	200
	.492	.464	.733									

VIRGINIA	22	28	50	Officials:	Ray Natili, Doug Sirmons, Ray Stayons
#2/2 MIAMI	24	30	54	Technicals:	None
				Attendance:	7,972

NO. 3 DUKE 68 February 28, 2013
VIRGINIA 73 John Paul Jones Arena • Charlottesville, Va.

DUKE (24-4, 11-4)

Player	FG	3FG	FT	O-D	Reb	PF	Pts	A	TO	Blk	Stl	Min
Plumlee (F)	2-5	0-0	6-6	0-7	7	3	10	1	3	1	1	40
Hairston (F)	0-0	0-0	0-0	0-0	0	4	0	0	1	0	0	15
Cook (G)	8-17	4-9	2-2	1-1	2	1	22	2	1	0	0	34
Sulaimon (G)	2-10	0-5	0-0	0-4	4	4	4	2	3	0	0	36
Curry (G)	7-14	4-8	10-12	0-3	3	2	28	1	0	0	1	35
Thornton	0-4	0-3	0-0	1-2	3	5	0	2	1	0	2	18
Murphy	1-1	0-0	0-0	0-0	0	0	2	0	0	0	0	9
Jefferson	1-2	0-0	0-0	0-2	2	4	2	0	0	0	0	13
TOTALS	21-53	8-25	18-20	2-22	25	23	68	8	9	1	4	200
	.396	.320	.900									

VIRGINIA (20-8, 10-5 ACC)

Player	FG	3FG	FT	O-D	Reb	PF	Pts	A	TO	Blk	Stl	Min
Anderson (F)	1-2	0-0	0-0	1-4	5	3	2	2	0	2	1	30
Mitchell (F)												

DOUG BROWMAN

#0



Senior • Guard • 5-11 • 176 • Midlothian, Va. • Montrose Christian

2012-13 SEASON:

- Had three rebounds and two assists in 11 minutes off the bench at George Mason (11/9/12)
- Played eight minutes vs. Delaware (11/13/12)
- Played a career-high 13 minutes vs. Mississippi Valley State (12/8/12)
- Contributed career bests in assists (6) and minutes (23) vs. Wofford (12/30/12)
- Earned a scholarship for the Spring Semester of 2013
- Has played in eight ACC games

SINGLE GAME BESTS

POINTS

Season: 1 vs. Seattle (11/17/12)
 Career: 3 on three occasions
 ACC: 3 vs. Maryland (2/18/12)

REBOUNDS

Season: 3 at George Mason (11/9/12)
 Career: 3, 2x last at George Mason (11/9/12)
 ACC: 3 at Georgia Tech (1/19/12)

FG MADE

Season: --
 Career: 1 on four occasions
 ACC: 1 vs. Maryland (2/18/12)

FG ATTEMPTS

Season: 2 vs. Delaware (11/13/12)
 Career: 2, 3x last vs. Delaware (11/13/12)
 ACC: 1 vs. Maryland (2/18/12)

3 PT FG MADE

Season: --
 Career: 1 on three occasions
 ACC: 1 vs. Maryland (2/18/12)

3 PT FG ATTEMPTS

Season: 2 vs. Delaware (11/13/12)
 Career: 2, 2x last vs. Delaware (11/13/12)
 ACC: 1 vs. Maryland (2/18/12)

FT MADE

Season: 1 vs. Seattle (11/17/12)
 Career: 1 at Georgia Tech (1/19/12)
 ACC: 1 at Georgia Tech (1/19/12)

FT ATTEMPTS

Season: 2, 2x last vs. Clemson (2/7/13)
 Career: 2, 2x last vs. Clemson (2/7/13)
 ACC: 2, 2x last vs. Clemson (2/7/13)

ASSISTS

Season: 6 vs. Wofford (12/30/12)
 Career: 6 vs. Wofford (12/30/12)
 ACC: 2 vs. Maryland (2/18/12)

TURNOVERS

Season: 3, 2x last vs. Wofford (12/30/12)
 Career: 3, 2x last vs. Wofford (12/30/12)
 ACC: 1, 2x last vs. Florida State (1/19/13)

BLOCKS

Season: --
 Career: --
 ACC: --

STEALS

Season: 1 vs. Boston College (1/26/13)
 Career: 2 vs. SC State (11/13/11)
 ACC: 1 vs. Boston College (1/26/13)

MINUTES

Season: 23 vs. Wofford (12/30/12)
 Career: 23 vs. Wofford (12/30/12)
 ACC: 11, 2x last vs. Boston College (1/26/13)

2012-13 GAME-BY-GAME:

Opponent	GP-GS	FG-FGA	3FG-3FGA	FT-FTA	Off-Def	Total	A	TO	Blk	Stl	PF	Min	Pts
at G.Mason	1-0	0-0	0-0	0-0	0-3	3	2	0	0	0	1	11	0
Fairfield	2-0	0-0	0-0	0-0	0-0	0	1	3	0	0	0	6	0
Delaware	3-0	0-2	0-2	0-0	0-1	1	1	0	0	0	0	8	0
Seattle	4-0	0-0	0-0	1-2	0-2	2	0	0	0	0	0	7	1
Lamar	5-0	0-0	0-0	0-0	0-0	0	0	0	0	0	0	3	0
North Texas	DNP												
at Wisconsin	DNP												
Green Bay	DNP												
Tennessee	DNP												
Miss. Valley St.	6-0	0-1	0-1	0-0	0-2	2	0	1	0	0	2	13	0
Morgan State	7-0	0-0	0-0	0-0	1-0	1	0	0	0	0	1	2	0
vs. Old Dominion	8-0	0-0	0-0	0-0	0-0	0	0	0	0	0	0	1	0
Wofford	9-0	0-0	0-0	0-0	0-2	2	6	3	0	0	1	23	0
North Carolina	DNP												
at Wake Forest	DNP												
at Clemson	DNP												
Florida State	10-0	0-0	0-0	0-0	0-0	0	1	1	0	0	0	2	0
at Virginia Tech	11-0	0-1	0-1	0-0	0-1	1	1	0	0	0	3	11	0
Boston College	12-0	0-0	0-0	0-0	0-2	2	1	0	0	1	2	11	0
NC State	13-0	0-0	0-0	0-0	0-1	1	0	1	0	0	0	0	0
at Georgia Tech	DNP												
Clemson	14-0	0-0	0-0	0-2	0-0	0	0	0	0	0	1	6	0
at Maryland	DNP												
Virginia Tech	15-0	0-0	0-0	0-0	0-1	1	0	0	0	0	0	2	0
at North Carolina	16-0	0-0	0-0	0-0	0-0	0	0	0	0	0	0	1	0
at Miami	DNP												
Georgia Tech	17-0	0-0	0-0	0-0	0-1	1	0	0	0	0	0	3	0
Duke	DNP												

CAREER STATISTICS

Year	G-GS	Min-Avg.	FG-FGA	Pct.	3FG-3FGA	Pct.	FT-FTA	Pct.	Off-Def.	Reb-Avg.	PF-DQ	Ast	TO	Blk	Stl	Pts-Avg
2009-10	4-0	7-1.8	0-0	.000	0-0	.000	0-0	.000	0-1	1-0.3	2-0	0	1	0	0	0-0.0
ACC	1-0	1-1.0	0-0	.000	0-0	.000	0-0	.000	0-0	0-0.0	0-0	0	0	0	0	0-0.0
2010-11	0-0	0-0.0	--	--	--	--	--	--	--	--	--	--	--	--	--	--
ACC	0-0	0-0.0	--	--	--	--	--	--	--	--	--	--	--	--	--	--
2011-12	11-0	35-3.2	4-6	.667	3-5	.600	1-2	.500	1-4	5-0.5	6-0	5	3	0	3	12-1.1
ACC	5-0	15-3.0	1-1	1.000	1-1	1.000	1-2	.500	1-2	3-0.6	0-0	4	1	0	0	4-0.8
2012-13	17-0	111-6.5	0-4	.000	0-4	.000	1-4	.250	1-15	16-0.9	11-0	13	9	0	1	1-0.1
ACC	8-0	38-4.8	0-1	.000	0-1	.000	0-2	.000	0-5	5-0.6	6-0	3	2	0	1	0-0.0
CAREER	32-0	153-4.8	4-10	.400	3-9	.333	2-6	.333	2-20	22-0.7	19-0	18	13	0	4	13-0.4
ACC	14-0	54-3.9	1-2	.500	1-2	.500	1-4	.250	1-7	8-0.6	6-0	7	3	0	1	4-0.3

JONTELEEVANS

#1



Senior • Guard • 5-11 • 188 • Hampton, Va. • Bethel

2012-13 SEASON:

- Missed nine of the first 13 games with a foot injury
- Posted a career-high five steals and seven assists in 23 minutes vs. Green Bay (12/1/12)
- Had four points and four assists in first start of the season vs. Tennessee (12/5/12)
- Contributed eight points and six assists vs. North Carolina (1/6/13)
- Returned to the starting lineup at Wake Forest (1/9/13) and led Virginia with three assists
- Grabbed five rebounds and seven assists vs. Florida State (1/19/13)
- Had six assists vs. Virginia Tech (1/24/13) and Boston College (1/26/13)
- Led Virginia with seven assists and a season-high minutes (36) vs. NC State (1/29/13)
- Had a season-high and ACC career-high eight assists vs. Clemson (2/7/13) and Maryland (2/10/13)
- Had a season-high seven rebounds and eight points, and six assists vs. Virginia Tech (2/12/13)
- Scored a season-high 12 points and had five assists at North Carolina (2/16/13)
- Tallied seven assists at Miami (2/20/13)
- Contributed 10 points and tied a season-high with eight assists vs. Georgia Tech (2/24/13)

SINGLE GAME BESTS

POINTS

Season: 12 at North Carolina (2/16/13)
 Career: 17, 2x last at Clemson (2/14/12)
 ACC: 17 at Clemson (2/14/12)

REBOUNDS

Season: 7 vs. Virginia Tech (2/12/13)
 Career: 7, 2x last vs. Virginia Tech (2/12/13)
 ACC: 7, 2x last vs. Virginia Tech (2/12/13)

FG MADE

Season: 5, 2x last vs. Georgia Tech (2/24/13)
 Career: 8 at Clemson (2/14/12)
 ACC: 8 at Clemson (2/14/12)

FG ATTEMPTS

Season: 8 vs. Florida State (1/19/13)
 Career: 14 at Boston College (1/19/11)
 ACC: 14 at Boston College (1/19/11)

3 PT FG MADE

Season: 1 at North Carolina (2/16/13)
 Career: 2 vs. Winthrop (11/15/11)
 ACC: 1, 7x last at North Carolina (2/16/13)

3 PT FG ATTEMPTS

Season: 1, 2x last at North Carolina (2/16/13)
 Career: 3 vs. Virginia Tech (2/19/11)
 ACC: 3 vs. Virginia Tech (2/19/11)

FT MADE

Season: 3 at Miami (2/20/13)
 Career: 5 vs. Winthrop (11/15/11)
 ACC: 4 at UNC (2/11/12), at VT (2/21/12)

FT ATTEMPTS

Season: 5 at Virginia Tech (1/24/13)
 Career: 8 vs. Wichita State (11/24/10)
 ACC: 6 on three occasions

ASSISTS

Season: 8, 3x last vs. Georgia Tech (2/24/13)
 Career: 10 vs. Howard (1/4/11)
 ACC: 8, 3x last vs. Georgia Tech (2/24/13)

TURNOVERS

Season: 6 at North Carolina (2/16/13)
 Career: 6, 2x last at North Carolina (2/16/13)
 ACC: 6 at North Carolina (2/16/13)

BLOCKS

Season: --
 Career: 1 on eight occasions
 ACC: 1 on three occasions

STEALS

Season: 5 vs. Green Bay (12/1/12)
 Career: 5 vs. Green Bay (12/1/12)
 ACC: 4 at Maryland (3/4/12)

MINUTES

Season: 36, 3x last vs. Duke (2/28/13)
 Career: 42 at Maryland (3/4/12)
 ACC: 42 at Maryland (3/4/12)

2012-13 GAME-BY-GAME:

Opponent	GP-GS	FG-FGA	3FG-3FGA	FT-FTA	Off-Def	Total	A	TO	Blk	Stl	PF	Min	Pts
at G. Mason	DNP												
Fairfield	DNP												
Delaware	1-0	0-0	0-0	.000	0-1	1	0	2	0	0	1	3	0
Seattle	DNP												
Lamar	DNP												
North Texas	DNP												
at Wisconsin	2-0	0-2	0-0	0-0	0-4	4	0	1	0	0	0	16	0
Green Bay	3-0	1-5	0-0	0-0	0-3	3	7	2	0	5	1	23	2
Tennessee	4-1	2-6	0-0	0-0	0-0	0	4	0	0	0	2	18	4
Miss. Valley St.	DNP												
Morgan State	DNP												
vs. Old Dominion	DNP												
Wofford	DNP												
North Carolina	5-1	4-7	0-0	0-0	0-0	0	6	1	0	2	2	21	8
at Wake Forest	6-2	1-4	0-0	0-0	1-3	4	3	4	0	0	3	24	2
at Clemson	7-3	1-1	0-0	0-2	0-1	1	3	5	0	0	1	33	2
Florida State	8-4	3-8	0-0	0-0	2-3	5	7	5	0	1	1	28	6
at Virginia Tech	9-5	1-5	0-0	2-5	0-2	2	6	0	0	0	3	28	4
Boston College	10-6	1-3	0-0	1-2	0-2	2	6	3	0	2	4	30	3
NC State	11-7	1-4	0-0	2-5	0-1	1	7	3	0	0	0	36	4
at Georgia Tech	12-8	2-5	0-0	0-0	1-0	1	4	4	0	1	1	33	4
Clemson	13-9	1-4	0-0	0-0	0-1	1	8	0	0	1	2	29	2
at Maryland	14-10	2-3	0-0	1-2	1-4	5	8	4	0	0	4	36	4
Virginia Tech	15-11	4-7	0-1	0-0	1-6	7	6	1	0	0	3	30	8
at North Carolina	16-12	5-7	1-1	1-2	0-1	1	5	6	0	2	3	33	12
at Miami	17-13	1-5	0-0	3-4	0-4	4	7	1	0	1	1	35	5
Georgia Tech	18-14	5-7	0-0	0-0	2-1	3	8	0	0	0	1	28	10
Duke	19-15	3-7	0-0	0-2	0-1	1	3	4	0	1	4	36	6

CAREER STATISTICS

Year	G-GS	Min-Avg.	FG-FGA	Pct.	3FG-3FGA	Pct.	FT-FTA	Pct.	Off-Def.	Reb-Avg.	PF-DQ	Ast	TO	Blk	Stl	Pts-Avg
2009-10	31-11	512-16.5	31-84	.369	2-12	.167	9-16	.563	6-40	46-1.5	55-1	60	27	1	34	73-2.4
ACC	16-10	287-17.9	14-53	.264	0-7	.000	6-12	.500	5-18	23-1.4	34-1	31	13	1	19	34-2.1
2010-11	31-27	846-27.3	71-182	.390	5-14	.357	31-52	.596	13-60	73-2.4	72-0	109	58	2	40	178-5.7
ACC	16-14	432-27.0	39-108	.361	4-9	.444	11-18	.611	6-31	37-2.3	39-0	52	25	0	18	93-5.8
2011-12	32-32	984-30.8	97-206	.471	5-14	.357	36-58	.621	7-58	65-2.0	67-1	124	77	5	50	235-7.3
ACC	16-16	508-31.8	57-124	.460	2-7	.286	18-32	.563	4-31	35-2.2	34-1	67	40	2	24	134-8.4
2012-13	19-15	520-27.4	38-90	.422	1-2	.500	10-24	.417	8-38	46-2.4	37-0	98	48	0	14	87-4.6
ACC	15-14	460-30.7	35-77	.455	1-2	.500	10-24	.417	8-30	38-2.5	33-0	87	43	0	9	81-5.4
CAREER	113-85	2862-25.3	237-562	.422	13-42	.310	86-150	.573	34-196	230-2.0	231-2	391	210	8	138	573-5.1
ACC	63-54	1687-26.8	145-362	.401	7-25	.280	45-86	.523	23-110	133-2.1	140-2	237	121	3	70	342-5.4

PAUL JESPERSON

#2



Sophomore • Guard • 6-6 • 197 • Merrill, Wis. • Merrill

2012-13 SEASON:

- Has started the past 27 games
- Tallied six points during first career start vs. Fairfield (11/12/12)
- Grabbed five rebounds in 34 minutes vs. Delaware (11/13/12)
- Recorded a career-high five assists vs. Seattle (11/17/12)
- Scored nine points and added five rebounds, two blocked shots and one steal vs. Lamar (11/19/12)
- Tallied eight points vs. Green Bay (12/1/12) including a pair of three-pointers
- Scored 11 points, including three three-pointers vs. Morgan State (12/19/12)
- Had seven points and two assists vs. North Carolina (1/6/13)
- Contributed eight points, including two 3-pointers, vs. Florida State (1/19/13)
- Grabbed a career-high seven rebounds and had three steals vs. Boston College (1/26/13)
- Scored a career-high 12 points on a career-best four three-pointers at Maryland (2/10/13)
- Recorded nine points on three 3-pointers at North Carolina (2/16/13)
- Has made at least one 3-pointer in eight consecutive games

2012-13 GAME-BY-GAME:

Opponent	GP-GS	FG-FGA	3FG-3FGA	FT-FTA	Off-Def	Total	A	TO	Blk	Stl	PF	Min	Pts
at G. Mason	1-0	1-3	0-1	0-0	1-1	2	1	0	0	0	1	19	2
Fairfield	2-1	2-4	1-3	1-2	0-1	1	2	1	0	0	1	29	6
Delaware	3-2	1-4	0-3	0-0	0-5	5	2	0	1	0	2	34	2
Seattle	4-3	1-6	1-4	0-0	0-1	1	5	2	0	0	2	20	3
Lamar	5-4	3-6	3-5	0-0	0-5	5	1	2	2	1	0	32	9
North Texas	6-5	2-2	1-1	0-0	0-1	1	2	3	1	1	3	24	5
at Wisconsin	7-6	0-3	0-1	0-0	1-2	3	0	0	0	0	2	24	0
Green Bay	8-7	3-5	2-4	0-0	0-1	1	1	0	0	1	2	26	8
Tennessee	9-8	0-2	0-2	2-2	0-4	4	0	1	1	0	1	28	2
Miss. Valley St.	10-9	1-3	1-2	0-0	0-1	1	1	1	0	1	2	20	3
Morgan State	11-10	4-5	3-4	0-0	1-2	3	1	1	0	0	2	30	11
vs. Old Dominion	12-11	1-5	1-3	0-0	0-4	4	2	0	0	0	2	33	3
Wofford	13-12	1-1	1-1	0-0	0-1	1	1	1	1	0	1	15	3
North Carolina	14-13	2-6	1-2	2-2	0-1	1	2	0	0	0	3	20	7
at Wake Forest	15-14	0-2	0-1	0-0	0-0	0	0	2	0	0	1	21	0
at Clemson	16-15	1-6	1-4	2-2	0-0	0	0	0	0	0	1	27	5
Florida State	17-16	3-5	2-2	0-0	1-1	2	0	2	0	1	1	28	8
at Virginia Tech	18-17	1-4	0-2	1-1	0-0	0	1	0	1	0	3	19	3
Boston College	19-18	2-5	0-2	2-2	0-7	7	2	2	1	3	0	37	6
NC State	20-19	0-4	0-3	0-0	0-1	1	1	1	1	1	1	31	0
at Georgia Tech	21-20	1-3	1-3	0-0	0-1	1	1	1	0	2	2	31	3
Clemson	22-21	2-8	1-7	0-0	0-2	2	1	2	2	1	1	26	5
at Maryland	23-22	4-6	4-4	0-1	1-2	3	0	1	0	1	2	23	12
Virginia Tech	24-23	3-5	2-3	0-0	0-2	2	1	0	2	0	2	22	8
at North Carolina	25-24	3-5	3-5	0-0	0-2	2	0	1	0	2	4	26	9
at Miami	26-25	3-6	2-4	0-0	0-4	4	0	2	0	1	4	34	8
Georgia Tech	27-26	2-6	1-4	1-2	0-4	4	0	0	1	1	0	23	6
Duke	28-27	2-8	1-5	0-0	0-4	4	1	1	1	0	2	36	5

SINGLE GAME BESTS

POINTS

Season: 12 at Maryland (2/10/13)
 Career: 12 at Maryland (2/10/13)
 ACC: 12 at Maryland (2/10/13)

REBOUNDS

Season: 7 vs. Boston College (1/26/13)
 Career: 7 vs. Boston College (1/26/13)
 ACC: 7 vs. Boston College (1/26/13)

FG MADE

Season: 4, 2x at Maryland (2/10/13)
 Career: 4, 2x at Maryland (2/10/13)
 ACC: 4 at Maryland (2/10/13)

FG ATTEMPTS

Season: 8, 2x last vs. Duke (2/28/13)
 Career: 8, 2x last vs. Duke (2/28/13)
 ACC: 8, 2x last vs. Duke (2/28/13)

3 PT FG MADE

Season: 4 at Maryland (2/10/13)
 Career: 4 at Maryland (2/10/13)
 ACC: 4 at Maryland (2/10/13)

3 PT FG ATTEMPTS

Season: 7 vs. Clemson (2/7/13)
 Career: 7 vs. Clemson (2/7/13)
 ACC: 7 vs. Clemson (2/7/13)

FT MADE

Season: 2, 4x last vs. Boston College (1/26/13)
 Career: 2, 4x last vs. Boston College (1/26/13)
 ACC: 2, 3x last vs. Boston College (1/26/13)

FT ATTEMPTS

Season: 2, 5x last vs. Georgia Tech (2/24/13)
 Career: 2, 5x last vs. Georgia Tech (2/24/13)
 ACC: 2, 4x last vs. Georgia Tech (2/24/13)

ASSISTS

Season: 5 vs. Seattle (11/17/12)
 Career: 5 vs. Seattle (11/17/12)
 ACC: 3 at Virginia Tech (2/21/12)

TURNOVERS

Season: 3 vs. North Texas (11/20/12)
 Career: 3 vs. North Texas (11/20/12)
 ACC: 2, 5x last vs. Clemson (2/7/13)

BLOCKS

Season: 2, 3x last vs. Virginia Tech (2/12/13)
 Career: 2, 3x last vs. Virginia Tech (2/12/13)
 ACC: 2, 2x last vs. Virginia Tech (2/12/13)

STEALS

Season: 3 vs. Boston College (1/26/13)
 Career: 3 vs. Boston College (1/26/13)
 ACC: 3 vs. Boston College (1/26/13)

MINUTES

Season: 37 vs. Boston College (1/26/13)
 Career: 37 vs. Boston College (1/26/13)
 ACC: 37 vs. Boston College (1/26/13)


CAREER STATISTICS

Year	G-GS	Min-Avg.	FG-FGA	Pct.	3FG-3FGA	Pct.	FT-FTA	Pct.	Off-Def.	Reb-Avg.	PF-DQ	Ast	TO	Blk	Stl	Pts-Avg
2011-12	21-0	220-10.5	12-43	.279	7-31	.226	0-0	.000	2-15	17-0.8	18-0	5	9	1	3	31-1.5
ACC	16-0	171-10.7	9-31	.290	5-23	.217	0-0	.000	1-15	16-1.0	15-0	5	6	1	3	23-1.4
2012-13	28-27	738-26.4	49-128	.383	33-85	.388	11-14	.786	5-60	65-2.3	48-0	29	27	15	17	142-5.1
ACC	15-15	404-26.9	29-79	.367	19-51	.373	8-10	.800	2-31	33-2.2	27-0	10	15	9	13	85-5.7
CAREER	49-27	958-19.6	61-171	.357	40-116	.345	11-14	.786	7-75	82-1.7	66-0	34	36	16	20	173-3.5
ACC	31-15	575-18.5	38-110	.345	24-74	.324	8-10	.800	3-46	49-1.6	42-0	15	21	10	16	108-3.5

TAYLOR BARNETTE

#4

Freshman • Guard • 6-3 • 172 • Lexington, Ky. • Lexington Christian



2012-13 SEASON:

- Has seen action in 19 games, including two starts (George Mason and Fairfield)
- Posted five points as starter in 27 minutes during collegiate debut at George Mason
- Scored eight points and had four assists vs. Seattle (11/17/12)
- Tied a season-high with four assists vs. Mississippi Valley State (12/8/12)
- Grabbed a season-high three rebounds in 19 minutes vs. Morgan State (12/19/12)
- Scored a career-high nine points on three 3-pointers vs. Clemson (2/7/13)
- Tied a career-high with nine points on three 3-pointers vs. Georgia Tech (2/24/13)

SINGLE GAME BESTS

POINTS

Season: 9, 2x last vs. Georgia Tech (2/24/13)
 Career: 9, 2x last vs. Georgia Tech (2/24/13)
 ACC: 9, 2x last vs. Georgia Tech (2/24/13)

REBOUNDS

Season: 3 vs. Morgan State (12/19/12)
 Career: 3 vs. Morgan State (12/19/12)
 ACC: 2 vs. Duke (2/28/13)

FG MADE

Season: 3, 3x last vs. Georgia Tech (2/24/13)
 Career: 3, 3x last vs. Georgia Tech (2/24/13)
 ACC: 3, 2x last vs. Georgia Tech (2/24/13)

FG ATTEMPTS

Season: 6 at George Mason (11/9/12)
 Career: 6 at George Mason (11/9/12)
 ACC: 4, 2x last vs. Georgia Tech (2/24/13)

3 PT FG MADE

Season: 3, 2x last vs. Georgia Tech (2/24/13)
 Career: 3, 2x last vs. Georgia Tech (2/24/13)
 ACC: 3, 2x last vs. Georgia Tech (2/24/13)

3 PT FG ATTEMPTS

Season: 5 at George Mason (11/9/12)
 Career: 5 at George Mason (11/9/12)
 ACC: 4, 2x last vs. Georgia Tech (2/24/13)

FT MADE

Season: --
 Career: --
 ACC: --

FT ATTEMPTS

Season: 2 vs. Morgan State (12/19/12)
 Career: 2 vs. Morgan State (12/19/12)
 ACC: --

ASSISTS

Season: 4, 2x last vs. Miss. Valley State (12/8/12)
 Career: 4, 2x last vs. Miss. Valley State (12/8/12)
 ACC: 1, 2x last vs. Georgia Tech (2/24/13)

TURNOVERS

Season: 4, 2x last vs. Miss. Valley State (12/8/12)
 Career: 4, 2x last vs. Miss. Valley State (12/8/12)
 ACC: 2 at Maryland (2/10/13)

BLOCKS

Season: --
 Career: --
 ACC: --

STEALS

Season: --
 Career: --
 ACC: --

MINUTES

Season: 27 at George Mason (11/9/12)
 Career: 27 at George Mason (11/9/12)
 ACC: 15 vs. Clemson (2/7/13)

2012-13 GAME-BY-GAME:

Opponent	GP-GS	FG-FGA	3FG-3FGA	FT-FTA	Off-Def	Total	A	TO	Blk	Stl	PF	Min	Pts
at G. Mason	1-1	2-6	1-5	0-0	0-0	0	0	1	0	0	1	27	5
Fairfield	2-2	0-0	0-0	0-0	0-1	1	0	0	0	0	1	18	0
Delaware	3-2	0-1	0-1	0-0	0-0	0	0	0	0	0	1	5	0
Seattle	4-2	3-4	2-3	0-0	0-2	2	4	3	0	0	1	22	8
Lamar	5-2	1-2	0-1	0-0	0-1	1	1	1	0	0	1	10	2
North Texas	6-2	0-0	0-0	0-0	0-0	0	0	0	0	0	0	8	0
at Wisconsin	DNP												
Green Bay	DNP												
Tennessee	DNP												
Miss. Valley St.	7-2	1-2	1-2	0-0	0-1	1	4	3	0	0	2	18	3
Morgan State	8-2	0-2	0-2	0-2	1-2	3	2	0	0	0	0	19	0
vs. Old Dominion	9-2	1-4	1-3	0-0	0-0	0	2	1	0	0	0	11	3
Wofford	10-2	1-2	1-2	0-0	0-1	1	1	0	0	0	1	10	3
North Carolina	DNP												
at Wake Forest	11-2	0-0	0-0	0-0	0-0	0	0	0	0	0	0	1	0
at Clemson	DNP												
Florida State	12-2	0-0	0-0	0-0	0-0	0	0	0	0	0	0	1	0
at Virginia Tech	DNP												
Boston College	DNP												
NC State	DNP												
at Georgia Tech	13-2	1-1	1-1	0-0	0-0	0	0	0	0	0	0	1	3
Clemson	14-2	3-4	3-4	0-0	0-1	1	1	0	0	0	1	15	9
at Maryland	15-2	1-2	1-2	0-0	0-0	0	0	2	0	0	0	6	3
Virginia Tech	16-2	0-1	0-1	0-0	0-1	1	0	0	0	0	0	11	0
at North Carolina	17-2	1-1	1-1	0-0	0-0	0	0	0	0	0	1	4	3
at Miami	DNP												
Georgia Tech	18-2	3-4	3-4	0-0	0-0	0	1	0	0	0	1	14	9
Duke	19-2	0-0	0-0	0-0	0-2	2	0	0	0	0	1	3	0

CAREER STATISTICS

Year	G-GS	Min-Avg.	FG-FGA	Pct.	3FG-3FGA	Pct.	FT-FTA	Pct.	Off-Def.	Reb-Avg.	PF-DQ	Ast	TO	Blk	Stl	Pts-Avg
2012-13	19-2	204-10.7	18-36	.500	15-32	.469	0-2	.000	1-12	13-0.7	12-0	16	11	0	0	51-2.7
ACC	9-0	56-6.2	9-13	.692	9-13	.692	0-0	.000	0-4	4-0.4	4-0	2	2	0	0	27-3.0
CAREER	19-2	204-10.7	18-36	.500	15-32	.469	0-2	.000	1-12	13-0.7	12-0	16	11	0	0	51-2.7
ACC	9-0	56-6.2	9-13	.692	9-13	.692	0-0	.000	0-4	4-0.4	4-0	2	2	0	0	27-3.0

TEVEN JONES

#5



R-Freshman • Guard • 6-0 • 180 • Kannapolis, N.C. • Fishburne Military School

2012-13 SEASON:

- Has started nine games at point guard
- Team is 19-6 since he made his collegiate debut vs. Seattle (11/17/12)
- Missed the first game at George Mason (11/9/12) and two exhibition due to team suspension
- Missed the Fairfield (11/12/12) and Delaware (11/13/12) games due to injury
- Had four points and three rebounds in collegiate debut against Seattle (11/17/12)
- Tallied six points, two assists, one blocked shot and one steal in first career start vs. Lamar (11/19/12)
- Recorded a season-high 13 points and four assists in 31 minutes vs. North Texas (11/20/12)
- Had a season-high three steals in 23 minutes vs. Morgan State (12/19/12)
- Tied a career-best with a pair of 3-pointers vs. North Carolina in his ACC debut (1/6/12)

SINGLE GAME BESTS

POINTS

Season: 13 vs. North Texas (11/20/12)
 Career: 13 vs. North Texas (11/20/12)
 ACC: 6 vs. North Carolina (1/6/13)

REBOUNDS

Season: 4 vs. Old Dominion (12/22/12)
 Career: 4 vs. Old Dominion (12/22/12)
 ACC: 2 vs. North Carolina (1/6/13)

FG MADE

Season: 3 vs. North Texas (11/20/12)
 Career: 3 vs. North Texas (11/20/12)
 ACC: 2, 2x last vs. Georgia Tech (2/24/13)

FG ATTEMPTS

Season: 6 vs. North Texas (11/20/12)
 Career: 6 vs. North Texas (11/20/12)
 ACC: 4 vs. North Carolina (1/6/13)

3 PT FG MADE

Season: 2, 2x last vs. North Carolina (1/6/13)
 Career: 2, 2x last vs. North Carolina (1/6/13)
 ACC: 2 vs. North Carolina (1/6/13)

3 PT FG ATTEMPTS

Season: 3 vs. Virginia Tech (2/12/13)
 Career: 3 vs. Virginia Tech (2/12/13)
 ACC: 3 vs. Virginia Tech (2/12/13)

FT MADE

Season: 6 vs. North Texas (11/20/12)
 Career: 6 vs. North Texas (11/20/12)
 ACC: 2 vs. Virginia Tech (2/12/13)

FT ATTEMPTS

Season: 7 vs. North Texas (11/20/12)
 Career: 7 vs. North Texas (11/20/12)
 ACC: 2, 2x last vs. Duke (2/28/13)

ASSISTS

Season: 4 vs. North Texas (11/20/12)
 Career: 4 vs. North Texas (11/20/12)
 ACC: 2 vs. Virginia Tech (2/12/13)

TURNOVERS

Season: 4 at Wisconsin (11/28/12)
 Career: 4 at Wisconsin (11/28/12)
 ACC: 3 vs. North Carolina (1/6/13)

BLOCKS

Season: 1, 2x last at Wisconsin (11/28/12)
 Career: 1, 2x last at Wisconsin (11/28/12)
 ACC: --

STEALS

Season: 3 vs. Morgan State (12/19/12)
 Career: 3 vs. Morgan State (12/19/12)
 ACC: 2 at Wake Forest (1/9/13)

MINUTES

Season: 31 vs. North Texas (11/20/12)
 Career: 31 vs. North Texas (11/20/12)
 ACC: 20 vs. North Carolina (1/6/13)

2012-13 GAME-BY-GAME:


Opponent	GP-GS	FG-FGA	3FG-3FGA	FT-FTA	Off-Def	Total	A	TO	Blk	Stl	PF	Min	Pts
at G. Mason	DNP												
Fairfield	DNP												
Delaware	DNP												
Seattle	1-0	1-3	0-1	2-2	0-3	3	1	2	0	0	3	25	4
Lamar	2-1	2-5	0-1	2-2	0-0	0	2	1	1	1	3	27	6
North Texas	3-2	3-6	1-2	6-7	0-1	1	4	3	0	1	3	31	13
at Wisconsin	4-3	1-2	0-0	0-0	0-0	0	3	4	1	2	2	25	2
Green Bay	5-4	0-1	0-0	0-0	0-0	0	2	1	0	1	3	19	0
Tennessee	6-4	0-4	0-1	2-2	0-0	0	3	1	0	1	3	24	2
Miss. Valley St.	7-5	1-4	0-2	0-0	0-3	3	2	1	0	0	2	21	2
Morgan State	8-6	0-3	0-1	2-2	1-1	2	2	2	0	3	2	23	2
vs. Old Dominion	9-7	1-2	0-1	2-2	0-4	4	3	1	0	0	4	25	4
Wofford	10-8	2-4	2-2	0-2	0-1	1	3	1	0	0	2	17	6
North Carolina	11-9	2-4	2-2	0-0	0-2	2	0	0	0	1	0	20	6
at Wake Forest	12-9	0-1	0-0	0-0	0-1	1	1	1	0	2	1	15	0
at Clemson	13-9	1-3	0-2	0-0	0-0	0	0	0	0	1	1	10	2
Florida State	14-9	0-0	0-0	0-0	0-0	0	0	0	0	0	1	9	0
at VirginiaTech	15-9	1-3	1-2	0-0	0-0	0	1	0	0	0	0	3	3
Boston College	DNP												
NC State	16-9	0-1	0-1	0-0	0-0	0	0	1	0	0	0	4	0
at Georgia Tech	17-9	1-1	0-0	0-0	0-0	0	1	0	0	0	2	6	2
Clemson	18-9	1-3	0-1	0-0	0-0	0	0	0	0	0	3	11	2
at Maryland	19-9	0-1	0-1	0-0	0-0	0	0	0	0	0	0	7	0
Virginia Tech	20-9	1-3	1-3	2-2	0-0	0	2	0	0	0	2	9	5
at North Carolina	21-9	1-2	1-2	0-0	0-0	0	1	1	0	0	1	8	3
at Miami	22-9	0-1	0-0	0-0	0-1	1	0	0	0	0	0	5	0
Georgia Tech	23-9	2-3	0-0	0-0	0-1	1	0	0	0	0	0	12	4
Duke	24-9	1-2	0-0	1-2	0-0	0	0	0	0	0	0	4	3

CAREER STATISTICS

Year	G-GS	Min-Avg.	FG-FGA	Pct.	3FG-3FGA	Pct.	FT-FTA	Pct.	Off-Def.	Reb-Avg.	PF-DQ	Ast	TO	Blk	Stl	Pts-Avg
2012-13	24-9	360-15.0	22-62	.355	8-25	.320	19-23	.826	1-18	19-0.8	38-0	32	23	2	14	71-3.0
ACC	14-1	123-8.8	11-28	.393	5-14	.357	3-4	.750	0-5	5-0.4	11-0	7	6	0	5	30-2.1
CAREER	24-9	360-15.0	22-62	.355	8-25	.320	19-23	.826	1-18	19-0.8	38-0	32	23	2	14	71-3.0
ACC	14-1	123-8.8	11-28	.393	5-14	.357	3-4	.750	0-5	5-0.4	11-0	7	6	0	5	30-2.1

MIKE TOBEY

#10



Freshman • Forward/Center • 6-11 • 227 • Monroe, N.Y. • Blair Academy

2012-13 SEASON:

- Missed five games from Feb. 7-19 with mononucleosis
- Tallied five points and one rebound as starter in collegiate debut at George Mason (11/9/12)
- Led Virginia scoring with a 17 points in 15 minutes vs. Seattle (11/17/12)
- Tallied five points and a season-high three blocks in 12 minutes vs. Mississippi Valley State (12/8/12)
- Registered a career-high 19 points (9-10 shooting) and six rebounds vs. Wofford (12/30/12)
- Led Virginia with 14 points and had a career-high seven rebounds at Wake Forest (1/9/13)
- Scored 10 points (5-5 from the field) with three rebounds at Virginia Tech (1/24/13)
- Tallied 13 points and tied a season high with with seven rebounds vs. NC State (1/29/13)

SINGLE GAME BESTS

POINTS

Season: 19 vs. Wofford (12/30/12)
 Career: 19 vs. Wofford (12/30/12)
 ACC: 14 at Wake Forest (1/9/13)

REBOUNDS

Season: 7, 2x last vs. NC State (1/29/13)
 Career: 7, 2x last vs. NC State (1/29/13)
 ACC: 7, 2x last vs. NC State (1/29/13)

FG MADE

Season: 9 vs. Wofford (12/30/12)
 Career: 9 vs. Wofford (12/30/12)
 ACC: 6, 2x last vs. NC State (1/29/13)

FG ATTEMPTS

Season: 10, 2x last vs. NC State (1/29/13)
 Career: 10, 2x last vs. NC State (1/29/13)
 ACC: 10 vs. NC State (1/24/13)

3 PT FG MADE

Season: 1, 3x last vs. Georgia Tech (2/24/13)
 Career: 1, 3x last vs. Georgia Tech (2/24/13)
 ACC: 1 vs. Georgia Tech (2/24/13)

3 PT FG ATTEMPTS

Season: 1, 5x last vs. Georgia Tech (2/24/13)
 Career: 1, 5x last vs. Georgia Tech (2/24/13)
 ACC: 1 vs. Georgia Tech (2/24/13)

FT MADE

Season: 7 vs. Seattle (11/17/12)
 Career: 7 vs. Seattle (11/17/12)
 ACC: 2 at Wake Forest (1/9/13)

FT ATTEMPTS

Season: 8 vs. Seattle (11/17/12)
 Career: 8 vs. Seattle (11/17/12)
 ACC: 2, 2x last at Georgia Tech (2/3/13)

ASSISTS

Season: 1, 9x last at Georgia Tech (2/3/13)
 Career: 1, 9x last at Georgia Tech (2/3/13)
 ACC: 1, 4x last at Georgia Tech (2/3/13)

TURNOVERS

Season: 3 vs. North Carolina (1/6/13)
 Career: 3 vs. North Carolina (1/6/13)
 ACC: 3 vs. North Carolina (1/6/13)

BLOCKS

Season: 3 vs. Mississippi Valley State (12/8/12)
 Career: 3 vs. Mississippi Valley State (12/8/12)
 ACC: 2 vs. NC State (1/24/13)

STEALS

Season: 1, 2x last vs. NC State (1/29/13)
 Career: 1, 2x last vs. NC State (1/29/13)
 ACC: 1 vs. NC State (1/29/13)

MINUTES

Season: 27 vs. Wofford (12/30/12)
 Career: 27 vs. Wofford (12/30/12)
 ACC: 21 at Wake Forest (1/9/13)

2012-13 GAME-BY-GAME:

Opponent	GP-GS	FG-FGA	3FG-3FGA	FT-FTA	Off-Def	Total	A	TO	Blk	Stl	PF	Min	Pts
at G. Mason	1-1	2-6	1-1	0-0	0-1	1	0	1	0	0	2	18	5
Fairfield	2-1	3-8	0-1	0-0	1-2	3	0	0	0	0	1	16	6
Delaware	3-1	0-2	0-0	0-0	0-1	1	0	1	1	0	0	5	0
Seattle	4-1	5-8	0-0	7-8	0-4	4	1	2	0	0	0	15	17
Lamar	5-1	3-8	0-1	0-0	0-1	1	0	2	1	0	2	17	6
North Texas	6-1	2-2	0-0	1-2	0-0	0	1	0	0	0	0	9	5
at Wisconsin	7-1	0-1	0-0	0-0	0-0	0	0	0	0	0	1	4	0
Green Bay	8-1	1-3	0-0	1-1	1-0	1	1	1	0	0	1	8	3
Tennessee	9-1	1-4	0-0	0-0	0-2	2	0	1	1	0	2	8	2
Miss. Valley St.	10-1	2-4	0-0	1-1	1-2	3	0	1	3	0	0	12	5
Morgan State	11-1	2-5	0-0	2-2	2-1	3	1	1	0	1	0	10	6
vs. Old Dominion	12-1	3-3	0-0	0-1	0-0	0	1	1	1	0	1	9	6
Wofford	13-1	9-10	1-1	0-0	1-5	6	1	1	1	0	1	27	19
North Carolina	14-1	1-5	0-0	0-0	1-2	3	0	3	1	0	0	14	2
at Wake Forest	15-1	6-9	0-0	2-2	4-3	7	0	0	0	0	1	21	14
at Clemson	16-1	3-9	0-0	0-0	1-1	2	1	0	0	0	2	15	6
Florida State	17-1	1-2	0-0	0-0	0-1	1	0	0	0	0	2	13	2
at Virginia Tech	18-1	5-5	0-0	0-0	1-2	3	1	0	0	0	2	15	10
Boston College	19-1	4-7	0-0	0-0	2-1	3	0	2	1	0	2	18	8
NC State	20-1	6-10	0-0	1-1	3-4	7	1	0	2	1	4	20	13
at Georgia Tech	21-1	0-0	0-0	1-2	0-2	2	1	1	0	0	3	9	1
Clemson	DNP												
at Maryland	DNP												
Virginia Tech	DNP												
at North Carolina	DNP												
at Miami	DNP												
Georgia Tech	22-1	3-7	1-1	0-0	3-1	4	0	0	0	0	2	15	7
Duke	23-1	0-1	0-0	0-0	0-1	1	0	0	0	0	2	5	0

CAREER STATISTICS

Year	G-GS	Min-Avg.	FG-FGA	Pct.	3FG-3FGA	Pct.	FT-FTA	Pct.	Off-Def.	Reb-Avg.	PF-DQ	Ast	TO	Blk	Stl	Pts-Avg
2012-13	23-1	303-13.2	62-119	.521	3-5	.600	16-20	.800	21-37	58-2.5	31-0	10	18	12	2	143-6.2
ACC	10-0	145-14.5	29-55	.527	1-1	1.000	4-5	.800	15-18	33-3.3	20-0	4	6	4	1	63-6.3
CAREER	23-1	303-13.2	62-119	.521	3-5	.600	16-20	.800	21-37	58-2.5	31-0	10	18	12	2	143-6.2
ACC	10-0	145-14.5	29-55	.527	1-1	1.000	4-5	.800	15-18	33-3.3	20-0	4	6	4	1	63-6.3

EVAN NOLTE

#11



Freshman • Forward • 6-8 • 207 • Milton, Ga. • Milton

2012-13 SEASON:

- Has played in every game, including eight starts
- Tallied six points on a pair of three-pointers in collegiate debut at George Mason (11/9/12)
- Recorded 11 points and three steals in 28 minutes off the bench vs. Fairfield (11/12/12)
- Had three steals vs. Fairfield (11/12/12), Delaware (11/13/12) and Lamar (11/19/12)
- Scored 10 points vs. Seattle (11/17/12)
- Registered 13 points on 5-5 shooting, including 3-3 from 3-point range, vs. North Texas (11/20/12)
- Recorded a season-high 15 points, including 3-5 from 3-point range, vs. Old Dominion (12/22/12)
- Tallied seven points and a season-high six rebounds vs. Wofford (12/30/12)
- Scored nine points and tied a career-high with three 3-pointers in ACC debut vs. North Carolina (1/6/13)
- Had a career-high seven rebounds in 30 minutes in his first ACC start vs. Florida State (1/19/13)
- Established career highs in points (18), 3-pointers (5) and steals (4) at Virginia Tech (1/24/13)
- Tallied nine points and five rebounds vs. Clemson (2/7/13)
- Had eight points and five rebounds at Maryland (2/10/13)

2012-13 GAME-BY-GAME:

Opponent	GP-GS	FG-FGA	3FG-3FGA	FT-FTA	Off-Def	Total	A	TO	Blk	Stl	PF	Min	Pts
at G. Mason	1-0	2-6	2-4	0-0	1-1	2	3	2	0	0	4	17	6
Fairfield	2-0	4-6	1-2	2-2	0-1	1	2	1	0	3	0	28	11
Delaware	3-1	1-8	1-5	0-0	1-0	1	0	1	0	3	1	24	3
Seattle	4-2	4-7	2-3	0-0	1-0	1	3	1	0	1	1	22	10
Lamar	5-3	1-4	0-2	0-0	0-0	0	1	0	0	3	3	22	2
North Texas	6-3	5-5	3-3	0-0	0-4	4	3	3	0	1	2	29	13
at Wisconsin	7-3	2-2	2-2	2-2	0-3	3	1	1	1	0	2	19	8
Green Bay	8-3	0-1	0-1	2-2	0-2	2	2	0	0	0	2	15	2
Tennessee	9-3	0-1	0-1	2-2	0-2	2	0	1	2	0	1	10	2
Miss. Valley St.	10-3	1-1	0-0	0-0	1-3	4	1	0	1	1	2	18	2
Morgan State	11-3	2-5	0-2	1-1	1-0	1	1	1	0	0	3	14	5
vs. Old Dominion	12-3	4-7	3-5	4-5	1-2	3	0	0	1	0	3	23	15
Wofford	13-3	3-6	1-3	0-0	1-5	6	2	0	0	0	3	22	7
North Carolina	14-3	3-5	3-5	0-0	0-1	1	2	0	1	1	2	23	9
at Wake Forest	15-3	1-7	1-7	3-4	0-3	3	0	1	1	1	3	20	6
at Clemson	16-3	2-4	2-3	0-0	1-0	1	0	0	0	0	2	24	6
Florida State	17-4	1-6	0-2	0-0	1-6	7	1	2	1	0	2	30	2
at Virginia Tech	18-5	6-12	5-9	1-2	0-2	2	2	1	2	4	1	34	18
Boston College	19-6	4-5	1-2	0-0	2-0	2	0	0	1	0	4	11	9
NC State	20-7	1-5	1-4	0-0	0-1	1	0	1	0	1	3	13	3
at Georgia Tech	21-8	2-9	2-8	0-0	1-3	4	0	0	0	0	4	24	6
Clemson	22-8	3-4	3-4	0-0	0-5	5	2	0	2	1	5	22	9
at Maryland	23-8	3-7	2-5	0-0	1-4	5	3	1	0	0	4	22	8
Virginia Tech	24-8	1-3	1-3	2-2	1-3	4	0	0	0	0	1	26	5
at North Carolina	25-8	2-5	2-5	0-0	0-2	2	0	0	0	1	3	26	6
at Miami	26-8	2-5	1-4	1-2	0-1	1	1	0	1	2	3	22	6
Georgia Tech	27-8	1-3	0-2	0-0	0-1	1	0	0	1	1	2	20	2
Duke	28-8	0-1	0-1	2-3	1-0	1	1	2	0	0	1	16	2

SINGLE GAME BESTS

POINTS

Season: 18 at Virginia Tech (1/24/13)
 Career: 18 at Virginia Tech (1/24/13)
 ACC: 18 at Virginia Tech (1/24/13)

REBOUNDS

Season: 7 vs. Florida State (1/19/13)
 Career: 7 vs. Florida State (1/19/13)
 ACC: 7 vs. Florida State (1/19/13)

FG MADE

Season: 6 at Virginia Tech (1/24/13)
 Career: 6 at Virginia Tech (1/24/13)
 ACC: 6 at Virginia Tech (1/24/13)

FG ATTEMPTS

Season: 12 at Virginia Tech (1/24/13)
 Career: 12 at Virginia Tech (1/24/13)
 ACC: 12 at Virginia Tech (1/24/13)

3 PT FG MADE

Season: 5 at Virginia Tech (1/24/13)
 Career: 5 at Virginia Tech (1/24/13)
 ACC: 5 at Virginia Tech (1/24/13)

3 PT FG ATTEMPTS

Season: 9 at Virginia Tech (1/24/13)
 Career: 9 at Virginia Tech (1/24/13)
 ACC: 9 at Virginia Tech (1/24/13)

FT MADE

Season: 4 vs. Old Dominion (12/22/12)
 Career: 4 vs. Old Dominion (12/22/12)
 ACC: 3 at Wake Forest (1/9/13)

FT ATTEMPTS

Season: 5 vs. Old Dominion (12/22/12)
 Career: 5 vs. Old Dominion (12/22/12)
 ACC: 4, 2x last at Maryland (2/10/13)

ASSISTS

Season: 3, 4x last at Maryland (2/10/13)
 Career: 3, 4x last at Maryland (2/10/13)
 ACC: 3 at Maryland (2/10/13)

TURNOVERS

Season: 3 vs. North Texas (11/20/12)
 Career: 3 vs. North Texas (11/20/12)
 ACC: 2, 2x last vs. Duke (2/28/13)

BLOCKS

Season: 2, 3x last vs. Clemson (2/7/13)
 Career: 2, 3x last vs. Clemson (2/7/13)
 ACC: 2, 2x last vs. Clemson (2/7/13)

STEALS

Season: 4 at Virginia Tech (1/24/13)
 Career: 4 at Virginia Tech (1/24/13)
 ACC: 4 at Virginia Tech (1/24/13)

MINUTES

Season: 34 at Virginia Tech (1/24/13)
 Career: 34 at Virginia Tech (1/24/13)
 ACC: 34 at Virginia Tech (1/24/13)

CAREER STATISTICS

Year	G-GS	Min-Avg.	FG-FGA	Pct.	3FG-3FGA	Pct.	FT-FTA	Pct.	Off-Def.	Reb-Avg.	PF-DQ	Ast	TO	Blk	Stl	Pts-Avg
2012-13	28-8	596-21.3	61-140	.436	39-97	.402	22-27	.815	15-55	70-2.5	67-1	31	19	15	24	183-6.5
ACC	15-5	333-22.2	32-81	.395	24-64	.375	9-13	.692	8-32	40-2.7	40-1	12	8	10	12	97-6.5
CAREER	28-8	596-21.3	61-140	.436	39-97	.402	22-27	.815	15-55	70-2.5	67-1	31	19	15	24	183-6.5
ACC	15-5	333-22.2	32-81	.395	24-64	.375	9-13	.692	8-32	40-2.7	40-1	12	8	10	12	97-6.5

JOE HARRIS

#12



Junior • Guard • 6-6 • 211 • Chelan, Wash. • Chelan

2012-13 SEASON:

- Has led Virginia in scoring in 19 games
- Averaging a career-high 17.3 points per game
- Has scored in double figures in 25 of 28 games
- Tallied 19 points and eight rebounds at George Mason (11/9/12)
- Led team with 15 points vs. Fairfield (11/12/12)
- Scored a team-high 20 points vs. Delaware (11/13/12)
- Led UVa with 17 points and had two blocked shots and three steals vs. Lamar (11/19/12)
- Scored 22 points and had five rebounds and five assists at Wisconsin (11/28/12)
- Scored 20 points and was 4-7 from three-point range vs. Green Bay (12/1/12)
- Had a career-high six assists vs. Mississippi Valley State (12/8/12)
- Led UVa with 18 points vs. Old Dominion (12/22/12)
- Recorded 15 points, four rebounds and three assists vs. Wofford (12/30/12)
- Led UVa with 19 points in ACC opener vs. North Carolina (1/6/13)
- Had a team-leading 17 points and tied a career-high with four steals vs. Florida State (1/19/13)
- Blocked a career-high three shots vs. Boston College (1/26/13)
- Scored 22 points vs. NC State (1/29/13)
- Led UVa with 21 points vs. Clemson (2/7/13)
- Contributed 22 points at Maryland (2/10/13)
- Scored 26 points and tied a career high with five three-pointers vs. Virginia Tech (2/12/13)
- Scored 27 points, including four three-pointers at North Carolina (2/16/13)
- Tallied 16 points and seven rebounds at Miami (2/20/13)
- Contributed a career-high 36 points and seven rebounds vs Duke (2/28/13)

2012-13 GAME-BY-GAME:

Opponent	GP-GS	FG-FGA	3FG-3FGA	FT-FTA	Off-Def	Total	A	TO	Blk	Stl	PF	Min	Pts
at G. Mason	1-1	6-15	4-7	3-4	1-7	8	3	4	0	0	3	35	19
Fairfield	2-2	5-11	0-0	5-6	2-5	7	3	1	1	1	2	34	15
Delaware	3-3	7-19	3-9	3-4	2-2	4	1	3	0	0	5	38	20
Seattle	4-4	2-5	1-2	2-3	0-1	1	0	2	0	0	3	20	7
Lamar	5-5	7-11	3-5	0-0	0-5	5	2	0	2	3	1	25	17
North Texas	6-6	3-6	3-4	3-4	0-2	2	2	1	1	0	3	21	12
at Wisconsin	7-7	8-19	1-7	5-6	1-4	5	5	0	0	0	1	35	22
Green Bay	8-8	8-14	4-7	0-0	0-2	2	2	3	0	0	1	35	20
Tennessee	9-9	6-11	1-3	0-1	1-5	6	1	1	0	0	1	34	13
Miss. Valley St.	10-10	0-4	0-2	3-4	0-3	3	6	1	1	0	1	27	3
Morgan State	11-11	3-4	2-3	6-9	0-2	2	3	4	0	0	2	21	14
vs. Old Dominion	12-12	6-15	4-9	2-2	0-3	3	2	2	1	0	1	33	18
Wofford	13-13	6-7	2-2	3-4	0-4	4	3	3	0	2	1	25	15
North Carolina	14-14	7-11	2-4	3-6	1-4	5	1	1	0	2	2	36	19
at Wake Forest	15-15	5-14	2-3	1-1	2-2	4	2	4	1	1	4	34	13
at Clemson	16-16	5-13	2-7	2-2	0-5	5	3	0	0	1	3	31	14
Florida State	17-17	5-12	3-6	4-4	3-1	4	1	1	1	4	2	32	17
at Virginia Tech	18-18	6-9	4-6	1-3	1-2	3	2	2	0	1	2	35	17
Boston College	19-19	3-9	1-4	0-0	1-4	5	4	2	3	0	2	34	7
NC State	20-20	7-15	3-8	5-6	1-3	4	1	0	0	0	3	31	22
at Georgia Tech	21-21	6-14	4-9	2-4	4-2	6	4	6	1	1	4	37	18
Clemson	22-22	7-10	2-4	5-6	1-3	4	2	1	0	1	2	27	21
at Maryland	23-23	7-8	3-4	5-6	1-1	2	1	3	0	2	2	37	22
Virginia Tech	24-24	7-12	5-7	7-7	0-4	4	1	1	1	0	2	32	26
at North Carolina	25-25	10-13	4-6	3-3	0-2	2	1	3	1	2	4	33	27
at Miami	26-26	7-16	1-5	1-2	1-6	7	2	1	0	1	2	36	16
Georgia Tech	27-27	4-10	0-5	7-8	1-2	3	1	1	0	0	1	31	15
Duke	28-28	12-20	2-5	10-12	4-3	7	2	1	2	1	5	35	36

SINGLE GAME BESTS

POINTS

Season: 36 vs. Duke (2/28/13)
 Career: 36 vs. Duke (2/28/13)
 ACC: 36 vs. Duke (2/28/13)

REBOUNDS

Season: 8 at George Mason (11/9/12)
 Career: 10 vs. Boston College (2/26/11)
 ACC: 10 vs. Boston College (2/26/11)

FG MADE

Season: 12 vs. Duke (2/28/13)
 Career: 12 vs. Duke (2/28/13)
 ACC: 12 vs. Duke (2/28/13)

FG ATTEMPTS

Season: 20 vs. Duke (2/28/13)
 Career: 20 vs. Duke (2/28/13)
 ACC: 20 vs. Duke (2/28/13)

3 PT FG MADE

Season: 5 vs. Virginia Tech (2/12/13)
 Career: 5, 3x last vs. Virginia Tech (2/12/13)
 ACC: 5, 2x last vs. Virginia Tech (2/12/13)

3 PT FG ATTEMPTS

Season: 9, 3x last at Georgia Tech (2/3/13)
 Career: 10 vs. Radford (12/7/10)
 ACC: 9, 3x last at Georgia Tech (2/3/13)

FT MADE

Season: 10 vs. Duke (2/28/13)
 Career: 10 vs. Duke (2/28/13)
 ACC: 10 vs. Duke (2/28/13)

FT ATTEMPTS

Season: 12 vs. Duke (2/28/13)
 Career: 12 vs. Duke (2/28/13)
 ACC: 12 vs. Duke (2/28/13)

ASSISTS

Season: 6 vs. Mississippi Valley State (12/8/12)
 Career: 6 vs. Mississippi Valley State (12/8/12)
 ACC: 5 vs. Florida State (3/1/12)

TURNOVERS

Season: 6 at Georgia Tech (2/3/13)
 Career: 6 at Georgia Tech (2/3/13)
 ACC: 6 at Georgia Tech (2/3/13)

BLOCKS

Season: 3 vs. Boston College (1/26/13)
 Career: 3, 2x last vs. Boston College (1/26/13)
 ACC: 3, 2x last vs. Boston College (1/26/13)

STEALS

Season: 3 vs. Lamar (11/19/12)
 Career: 4, 2x last vs. Michigan (11/29/11)
 ACC: 4 vs. Florida State (1/19/13)

MINUTES


Season: 38 vs. Delaware (11/13/12)
 Career: 41 at Miami (2/5/11)
 ACC: 41 at Miami (2/5/11)

CAREER STATISTICS

Year	G-GS	Min-Avg.	FG-FGA	Pct.	3FG-3FGA	Pct.	FT-FTA	Pct.	Off-Def.	Reb-Avg.	PF-DQ	Ast	TO	Blk	Stl	Pts-Avg
2010-11	31-25	910-29.4	107-256	.418	65-156	.417	44-58	.759	35-100	135-4.4	69-2	39	49	11	27	323-10.4
ACC	16-13	512-32.0	55-140	.393	39-93	.419	30-39	.769	18-63	81-5.1	35-2	22	25	6	13	179-11.2
2011-12	32-31	969-30.3	121-274	.442	49-129	.380	71-92	.772	29-95	124-3.9	68-2	55	46	12	23	362-11.3
ACC	16-15	472-29.5	56-129	.434	25-57	.439	18-28	.643	20-44	64-4.0	38-1	30	27	8	8	155-9.7
2012-13	28-28	887-31.7	164-326	.503	66-143	.462	91-117	.778	28-89	117-4.2	65-2	61	52	16	23	485-17.3
ACC	15-15	504-33.6	98-186	.527	38-83	.458	56-70	.800	21-44	65-4.3	40-1	28	27	10	17	290-19.3
CAREER	91-84	2766-30.4	392-856	.458	180-428	.421	206-267	.772	92-284	376-4.1	202-6	155	147	39	73	1170-12.9
ACC	47-43	1488-31.7	209-445	.459	102-233	.438	104-137	.759	59-151	210-4.5	113-4	80	79	24	38	624-13.3

JUSTIN ANDERSON

#23



Freshman • Guard • 6-6 • 226 • Montross, Va. • Montrose Christian

2012-13 SEASON:

- Has played in all 28 games and has started the last seven games
- Tallied four points, three rebounds and three assists as starter in collegiate debut at George Mason (11/9/12)
- Contributed 11 points vs. Seattle (11/17/12)
- Had six points, three rebounds and two assists vs. Lamar (11/19/12)
- Scored 14 points and added four rebounds, four assists and three steals vs. North Texas (11/20/12)
- Recorded 15 points and nine rebounds vs. Mississippi Valley State (12/8/12)
- Scored five points and grabbed eight rebounds at Wake Forest (1/9/13)
- Sank a career-high two 3-pointers and had a career-high three blocked shots vs. Florida State (1/19/13)
- Tallied 11 points and had a career-high six assists and three steals at Virginia Tech (1/24/13)
- Scored a career-high 16 points vs. Boston College (1/26/13)
- Recorded 10 points, four assists and three rebounds at Georgia Tech (2/3/13)
- Had 14 points and three steals in start vs. Clemson (2/7/13)
- Recorded career-highs in points (17), rebounds (9), and minutes (35) at Maryland (2/10/13)
- Named ACC Rookie of the Week on Feb. 11
- Contributed seven points and tied a career-high with three blocked shots at Miami (2/20/13)
- Scored 11 points and had four assists vs. Georgia Tech (2/24/13)

2012-13 GAME-BY-GAME:

Opponent	GP-GS	FG-FGA	3FG-3FGA	FT-FTA	Off-Def	Total	A	TO	Blk	Stl	PF	Min	Pts
at G. Mason	1-1	1-5	0-3	2-5	2-1	3	3	1	0	1	3	27	4
Fairfield	2-1	1-5	0-2	2-4	2-3	5	4	1	1	0	1	27	4
Delaware	3-2	1-3	0-1	0-0	1-0	1	2	4	1	2	3	30	2
Seattle	4-3	4-5	0-1	3-3	0-2	2	4	3	2	1	0	21	11
Lamar	5-3	2-6	0-1	2-2	0-3	3	2	2	1	1	0	20	6
North Texas	6-3	4-10	0-1	6-8	3-1	4	4	0	1	3	2	23	14
at Wisconsin	7-3	1-2	1-2	0-0	0-4	4	0	0	0	0	0	9	3
Green Bay	8-3	2-5	1-2	0-0	1-0	1	0	0	0	0	0	12	5
Tennessee	9-3	0-2	0-1	0-0	0-0	0	1	0	1	0	0	11	0
Miss. Valley St.	10-3	6-11	1-3	2-2	1-8	9	2	0	2	2	1	27	15
Morgan State	11-3	1-5	1-2	2-2	0-2	2	1	1	1	0	0	22	5
vs. Old Dominion	12-3	0-1	0-0	0-0	1-1	2	2	0	1	0	1	11	0
Wofford	13-3	3-7	0-3	0-0	1-1	2	3	1	0	2	1	25	6
North Carolina	14-3	0-2	0-1	1-2	1-3	4	2	0	2	0	0	19	1
at Wake Forest	15-3	2-5	0-0	1-2	4-4	8	2	1	0	0	3	17	5
at Clemson	16-3	0-4	0-1	0-0	1-1	2	0	2	0	0	2	14	0
Florida State	17-3	3-5	2-3	0-0	1-2	3	1	2	3	1	1	21	8
at Virginia Tech	18-3	3-6	1-3	4-4	2-0	2	6	1	0	3	0	24	11
Boston College	19-3	7-9	0-1	2-2	0-2	2	2	1	0	0	0	25	16
NC State	20-3	1-3	0-0	0-0	0-2	2	1	0	1	1	3	18	2
at Georgia Tech	21-3	3-8	1-1	3-4	2-1	3	4	1	1	0	3	25	10
Clemson	22-4	6-9	1-4	1-2	0-1	1	2	1	1	3	1	24	14
at Maryland	23-5	5-14	1-3	6-6	1-8	9	3	2	1	0	1	35	17
Virginia Tech	24-6	0-4	0-1	4-4	0-3	3	1	2	0	0	3	28	4
at North Carolina	25-7	4-9	0-1	0-2	0-2	2	5	1	1	0	1	32	8
at Miami	26-8	3-8	1-2	0-0	1-0	1	1	1	3	0	3	28	7
Georgia Tech	27-9	4-9	1-2	2-2	0-2	2	4	3	1	2	0	22	11
Duke	28-10	1-2	0-0	0-0	1-4	5	2	0	2	1	3	30	2

SINGLE GAME BESTS

POINTS

Season: 17 at Maryland (2/10/13)
 Career: 17 at Maryland (2/10/13)
 ACC: 17 at Maryland (2/10/13)

REBOUNDS

Season: 9, 2x last at Maryland (2/10/13)
 Career: 9, 2x last at Maryland (1/26/13)
 ACC: 9 at Maryland (2/10/13)

FG MADE

Season: 7 vs. Boston College (1/26/13)
 Career: 7 vs. Boston College (1/26/13)
 ACC: 7 vs. Boston College (1/26/13)

FG ATTEMPTS

Season: 14 at Maryland (2/10/13)
 Career: 14 at Maryland (2/10/13)
 ACC: 14 at Maryland (2/10/13)

3 PT FG MADE

Season: 2 vs. Florida State (1/19/13)
 Career: 2 vs. Florida State (1/19/13)
 ACC: 2 vs. Florida State (1/19/13)

3 PT FG ATTEMPTS

Season: 4 vs. Clemson (2/7/13)
 Career: 4 vs. Clemson (2/7/13)
 ACC: 4 vs. Clemson (2/7/13)

FT MADE

Season: 6, 2x last at Maryland (2/10/13)
 Career: 6, 2x last at Maryland (2/10/13)
 ACC: 6 at Maryland (2/10/13)

FT ATTEMPTS

Season: 8 vs. North Texas (11/20/12)
 Career: 8 vs. North Texas (11/20/12)
 ACC: 6 at Maryland (2/10/13)

ASSISTS

Season: 6 at Virginia Tech (1/24/13)
 Career: 6 at Virginia Tech (1/24/13)
 ACC: 6 at Virginia Tech (1/24/13)

TURNOVERS

Season: 4 vs. Delaware (11/12/12)
 Career: 4 vs. Delaware (11/12/12)
 ACC: 3 vs. Georgia Tech (2/24/13)

BLOCKS

Season: 3, 2x last at Miami (2/20/13)
 Career: 3, 2x last at Miami (2/20/13)
 ACC: 3, 2x last at Miami (2/20/13)

STEALS

Season: 3, 3x last vs. Clemson (2/7/13)
 Career: 3, 3x last vs. Clemson (2/7/13)
 ACC: 3, 2x last vs. Clemson (2/7/13)

MINUTES

Season: 35 at Maryland (2/10/13)
 Career: 35 at Maryland (2/10/13)
 ACC: 35 at Maryland (2/10/13)

CAREER STATISTICS

Year	G-GS	Min-Avg.	FG-FGA	Pct.	3FG-3FGA	Pct.	FT-FTA	Pct.	Off-Def.	Reb-Avg.	PF-DQ	Ast	TO	Blk	Stl	Pts-Avg
2012-13	28-10	627-22.4	68-164	.415	12-45	.267	43-56	.768	26-61	87-3.1	36-0	64	31	27	23	191-6.8
ACC	15-7	362-24.1	42-97	.433	8-23	.348	24-30	.800	14-35	49-3.3	24-0	36	18	16	11	116-7.7
CAREER	28-10	627-22.4	68-164	.415	12-45	.267	43-56	.768	26-61	87-3.1	36-0	64	31	27	23	191-6.8
ACC	15-7	362-24.1	42-97	.433	8-23	.348	24-30	.800	14-35	49-3.3	24-0	36	18	16	11	116-7.7

CAID KIRVEN

#24



Freshman • Forward • 6-8 • 217 • Raleigh, N.C. • Woodberry Forest

2012-13 SEASON:

- Made his collegiate debut vs. Mississippi Valley State (12/8/12)
- Played two minutes vs. Wofford (12/30/12)
- Made his ACC debut vs. Florida State (1/19/13)
- Played five minutes vs. Clemson (2/7/13)
- Played two minutes vs. Virginia Tech (2/12/13)

SINGLE GAME BESTS

POINTS

Season: --
 Career: --
 ACC: --

REBOUNDS

Season: 2 vs. Clemson (2/7/13)
 Career: 2 vs. Clemson (2/7/13)
 ACC: 2 vs. Clemson (2/7/13)

FG MADE

Season: --
 Career: --
 ACC: --

FG ATTEMPTS

Season: 1 vs. Clemson (2/7/13)
 Career: 1 vs. Clemson (2/7/13)
 ACC: 1 vs. Clemson (2/7/13)

3 PT FG MADE

Season: --
 Career: --
 ACC: --

3 PT FG ATTEMPTS

Season: --
 Career: --
 ACC: --

FT MADE

Season: --
 Career: --
 ACC: --

FT ATTEMPTS

Season: --
 Career: --
 ACC: --

ASSISTS

Season: --
 Career: --
 ACC: --

TURNOVERS

Season: 1, 3x last vs. Clemson (2/7/13)
 Career: 1, 3x last vs. Clemson (2/7/13)
 ACC: 1, 2x last vs. Clemson (2/7/13)

BLOCKS

Season: --
 Career: --
 ACC: --

STEALS

Season: --
 Career: --
 ACC: --

MINUTES

Season: 5 vs. Clemson (2/7/13)
 Career: 5 vs. Clemson (2/7/13)
 ACC: 5 vs. Clemson (2/7/13)

2012-13 GAME-BY-GAME:

Opponent	GP-GS	FG-FGA	3FG-3FGA	FT-FTA	Off-Def	Total	A	TO	Blk	Stl	PF	Min	Pts
at G. Mason	DNP												
Fairfield	DNP												
Delaware	DNP												
Seattle	DNP												
Lamar	DNP												
North Texas	DNP												
at Wisconsin	DNP												
Green Bay	DNP												
Tennessee	DNP												
Miss. Valley St.	1-0	0-1	0-0	0-0	0-0	0	0	1	0	0	1	2	0
Morgan State	DNP												
vs. Old Dominion	DNP												
Wofford	2-0	0-0	0-0	0-0	0-1	1	0	0	0	0	0	2	0
North Carolina	DNP												
at Wake Forest	DNP												
at Clemson	DNP												
Florida State	3-0	0-0	0-0	0-0	0-0	0	0	1	0	0	0	1	0
at Virginia Tech	DNP												
Boston College	DNP												
NC State	DNP												
at Georgia Tech	DNP												
Clemson	4-0	0-1	0-0	0-0	0-2	2	0	1	0	0	0	5	0
at Maryland	DNP												
Virginia Tech	5-0	0-0	0-0	0-0	0-0	0	0	0	0	0	0	2	0
at North Carolina	DNP												
at Miami	DNP												
Georgia Tech	DNP												
Duke	DNP												

CAREER STATISTICS

Year	G-GS	Min-Avg.	FG-FGA	Pct.	3FG-3FGA	Pct.	FT-FTA	Pct.	Off-Def.	Reb-Avg.	PF-DQ	Ast	TO	Blk	Stl	Pts-Avg
2012-13	5-0	12-2.4	0-2	.000	0-0	.000	0-0	.000	0-3	3-0.6	1-0	0	3	0	0	0-0.0
ACC	3-0	8-2.7	0-1	.000	0-0	.000	0-0	.000	0-2	2-0.7	0-0	0	2	0	0	0-0.0
CAREER	5-0	12-2.4	0-2	.000	0-0	.000	0-0	.000	0-3	3-0.6	1-0	0	3	0	0	0-0.0
ACC	3-0	8-2.7	0-1	.000	0-0	.000	0-0	.000	0-2	2-0.7	0-0	0	2	0	0	0-0.0

AKIL MITCHELL

#25

Junior • Forward • 6-8 • 234 • Charlotte, N.C. • Charlotte Christian School



2012-13 SEASON:

- Averaging a career-high 12.8 points and 8.8 rebounds per game
- Shooting a career-high 53.7 percent from the field and 70.0 percent from the free throw line
- Posted 15 points and 13 rebounds for his second career double-double vs. Delaware (11/13/12)
- Had 14 points and a career-high 16 rebounds for his third career double-double vs. Seattle (11/17/12)
- Posted 11 points and 10 rebounds for his fourth career double-double at Wisconsin (11/28/12)
- Scored a career-high 20 points and had nine rebounds vs. Green Bay (12/1/12)
- Recorded 13 points and 12 rebounds for his fifth career double-double vs. Tennessee (12/5/12)
- Tied a career-high with 20 points and had four steals in 16 minutes vs. Mississippi Valley State (12/8/12)
- Tallied a career-high seven assists and recorded his sixth career double-double with 15 points and 12 rebounds vs. Morgan State (12/19/12)
- Had 15 points, six rebounds and career-high-tying four steals vs. Wofford (12/30/12)
- Tallied 10 points and 10 rebounds at Wake Forest (1/9/13) for his seventh career double-double
- Recorded his eighth career double-double with 14 points and 12 rebounds vs. NC State (1/29/13)
- Posted 13 points and 12 rebounds for ninth career double-double at Georgia Tech (2/3/13)
- Scored 16 points and tied a career-high with four steals vs. Clemson (2/7/13)
- Contributed 17 points and eight rebounds vs. Virginia Tech (2/12/13)
- Scored 18 points and had eight rebounds vs. Georgia Tech (2/24/13)
- Recorded his ninth career double-double with an ACC career-high 19 points and 12 rebounds vs. Duke (2/28/13)

2012-13 GAME-BY-GAME:

Opponent	GP-GS	FG-FGA	3FG-3FGA	FT-FTA	Off-Def	Total	A	TO	Blk	Stl	PF	Min	Pts
at G.Mason	1-1	4-6	0-0	3-5	3-4	7	0	1	1	2	1	30	11
Fairfield	2-2	4-11	0-0	4-6	3-5	8	2	1	1	1	2	33	12
Delaware	3-3	5-11	0-0	5-8	5-8	13	3	1	1	0	4	30	15
Seattle	4-4	5-7	0-0	4-4	6-10	16	1	2	0	3	2	26	14
Lamar	5-5	2-7	0-0	6-6	3-5	8	2	0	0	0	2	23	10
North Texas	6-6	3-5	0-0	2-3	0-4	4	1	4	0	0	4	24	8
at Wisconsin	7-7	3-6	0-0	5-6	3-7	10	2	3	0	0	2	33	11
Green Bay	8-8	9-12	0-0	2-2	0-9	9	2	1	1	0	2	26	20
Tennessee	9-9	6-13	0-0	1-3	5-7	12	1	2	0	0	2	34	13
Miss. Valley St.	10-10	9-14	0-0	2-3	2-3	5	1	1	0	4	2	16	20
Morgan State	11-11	5-12	0-1	5-8	4-8	12	7	2	0	1	3	33	15
vs. Old Dominion	12-12	3-10	0-0	2-3	4-5	9	1	1	1	0	2	33	8
Wofford	13-13	6-7	0-0	3-4	1-5	6	2	1	0	4	1	25	15
North Carolina	14-14	2-5	0-0	3-8	2-9	11	1	1	0	2	3	31	7
at Wake Forest	15-15	5-9	0-0	0-1	5-5	10	0	3	1	2	1	31	10
at Clemson	16-16	3-5	0-0	1-2	3-6	9	3	4	1	2	2	31	7
Florida State	17-17	6-7	0-0	1-2	1-4	5	3	2	0	2	4	34	13
at Virginia Tech	18-18	3-6	0-0	2-3	1-7	8	1	2	0	1	4	31	8
Boston College	19-19	6-10	0-0	4-5	2-4	6	0	3	1	1	2	34	16
NC State	20-20	6-12	0-0	2-3	1-11	12	2	0	0	0	0	36	14
at Georgia Tech	21-21	6-14	0-0	1-1	3-9	12	0	1	1	0	3	34	13
Clemson	22-22	7-11	0-0	2-2	2-4	6	0	1	1	4	1	31	16
at Maryland	23-23	4-6	0-0	5-8	2-2	4	0	2	0	2	2	27	13
Virginia Tech	24-24	6-12	0-0	5-8	2-6	8	3	0	0	2	0	34	17
at North Carolina	25-25	3-7	0-0	3-4	0-9	9	0	2	0	0	4	29	9
at Miami	26-26	3-10	0-0	0-0	4-4	8	1	2	0	1	3	29	6
Georgia Tech	27-27	8-9	0-0	2-2	3-5	8	1	0	0	1	1	30	18
Duke	28-28	5-11	0-0	9-10	3-9	12	1	2	1	0	0	35	19

SINGLE GAME BESTS

POINTS

Season: 20, 2x last vs. Miss. Valley State (12/8/12)
 Career: 20, 2x last vs. Miss. Valley State (12/8/12)
 ACC: 19 vs. Duke (2/28/13)

REBOUNDS

Season: 16 vs. Seattle (11/17/12)
 Career: 16 vs. Seattle (11/17/12)
 ACC: 12, 3x last vs. Duke (2/28/13)

FG MADE

Season: 9, 2x last vs. Miss. Valley State (12/8/12)
 Career: 9, 2x last vs. Miss. Valley State (12/8/12)
 ACC: 8 vs. Georgia Tech (2/24/13)

FG ATTEMPTS

Season: 14, 2x last at Georgia Tech (2/3/13)
 Career: 14, 2x last at Georgia Tech (2/3/13)
 ACC: 14 at Georgia Tech (2/3/13)

3 PT FG MADE

Season: --
 Career: 1 vs. North Carolina (1/8/11)
 ACC: 1 vs. North Carolina (1/8/11)

3 PT FG ATTEMPTS

Season: 1 vs. Morgan State (12/19/12)
 Career: 1 on eight occasions
 ACC: 1 on five occasions

FT MADE

Season: 9 vs. Duke (2/28/13)
 Career: 9 vs. Duke (2/28/13)
 ACC: 9 vs. Duke (2/28/13)

FT ATTEMPTS

Season: 9 vs. Duke (2/28/13)
 Career: 10 vs. Duke (2/28/13)
 ACC: 10 vs. Duke (2/28/13)

ASSISTS

Season: 7 vs. Morgan State (12/19/12)
 Career: 7 vs. Morgan State (12/19/12)
 ACC: 4 vs. Wake Forest (2/8/12)

TURNOVERS

Season: 4, 2x last at Clemson (1/12/13)
 Career: 4, 2x last at Clemson (1/12/13)
 ACC: 4 at Clemson (1/12/13)

BLOCKS

Season: 1, 9x last vs. Duke (2/28/13)
 Career: 2, 2x last at North Carolina (2/11/12)
 ACC: 2, 2x last at North Carolina (2/11/12)

STEALS

Season: 4, 3x last vs. Clemson (2/7/13)
 Career: 4, 3x last vs. Clemson (2/7/13)
 ACC: 4 vs. Clemson (2/7/13)

MINUTES


Season: 36 vs. NC State (1/29/13)
 Career: 38 vs. NC State (3/9/12)
 ACC: 38 vs. NC State (3/9/12)

CAREER STATISTICS

Year	G-GS	Min-Avg.	FG-FGA	Pct.	3FG-3FGA	Pct.	FT-FTA	Pct.	Off-Def.	Reb-Avg.	PF-DQ	Ast	TO	Blk	Stl	Pts-Avg
2010-11	29-1	438-15.1	27-80	.338	1-8	.125	15-29	.517	22-64	86-3.0	51-1	24	17	6	18	70-2.4
ACC	16-0	254-15.9	15-43	.349	1-5	.200	12-18	.667	11-25	36-2.3	30-1	12	9	4	11	43-2.7
2011-12	32-15	705-22.0	52-103	.505	0-0	.000	27-53	.509	39-102	141-4.4	71-1	27	26	10	21	131-4.1
ACC	16-13	383-23.9	26-57	.456	0-0	.000	16-27	.593	22-52	74-4.6	42-1	16	16	4	14	68-4.3
2012-13	28-28	843-30.1	137-255	.537	0-1	.000	84-120	.700	73-174	247-8.8	59-0	41	45	11	35	358-12.8
ACC	15-15	477-31.8	73-134	.545	0-0	.000	40-59	.678	34-94	128-8.5	30-0	16	25	6	20	186-12.4
CAREER	89-44	1986-22.3	216-438	.493	1-9	.111	126-202	.624	134-340	474-5.3	181-2	92	88	27	74	559-6.3
ACC	47-28	1114-23.7	114-234	.487	1-5	.200	68-104	.654	67-171	238-5.1	102-2	44	50	14	45	297-6.3

THOMAS ROGERS

#30



Junior • Guard • 6-6 • 209 • Farmville, Va. • Fork Union Military Academy

2012-13 SEASON:

- Made his season debut vs. Seattle (11/17/12)
- Played two minutes vs. Lamar (11/19/12)
- Played three minutes vs. Mississippi Valley State (12/8/12)
- Played one minute vs. Morgan State (12/19/12)
- Saw two minutes of action vs. Wofford (12/30/12)
- Played one minute vs. Florida State (1/19/13)
- Played four minutes vs. Clemson (2/7/13)
- Played two minutes vs. Virginia Tech (2/12/13)
- Played two minutes vs. Georgia Tech (2/24/13)

SINGLE GAME BESTS

POINTS

Season: --
Career: --
ACC: --

REBOUNDS

Season: 2 vs. Clemson (2/7/13)
Career: 2 vs. Clemson (2/7/13)
ACC: 2 vs. Clemson (2/7/13)

FG MADE

Season: --
Career: --
ACC: --

FG ATTEMPTS

Season: 2, 2x last vs. Virginia Tech (2/12/13)
Career: 2, 4x last vs. Virginia Tech (2/12/13)
ACC: 2 vs. Virginia Tech (2/12/13)

3 PT FG MADE

Season: --
Career: --
ACC: --

3 PT FG ATTEMPTS

Season: 1, 3x last vs. Georgia Tech (2/24/13)
Career: 2, 2x last vs. Green Bay (11/25/11)
ACC: 1, 3x last vs. Georgia Tech (2/24/13)

FT MADE

Season: --
Career: --
ACC: --

FT ATTEMPTS

Season: 2 vs. Mississippi Valley State (12/8/12)
Career: 2 vs. Mississippi Valley State (12/8/12)
ACC: --

ASSISTS

Season: 1, 2x last vs. Clemson (2/7/13)
Career: 1, 3x last vs. Clemson (2/7/13)
ACC: 1 vs. Clemson (2/7/13)

TURNOVERS

Season: 1, 2x last vs. Georgia Tech (2/24/13)
Career: 1, 3x last vs. Georgia Tech (2/24/13)
ACC: 1 vs. Georgia Tech (2/24/13)

BLOCKS

Season: --
Career: --
ACC: --

STEALS

Season: --
Career: --
ACC: --

MINUTES

Season: 4, 2x last vs. Clemson (2/7/13)
Career: 4, 3x last vs. Clemson (2/7/13)
ACC: 4 vs. Clemson (2/7/13)

2012-13 GAME-BY-GAME:

Opponent	GP-GS	FG-FGA	3FG-3FGA	FT-FTA	Off-Def	Total	A	TO	Blk	Stl	PF	Min	Pts
at G. Mason	DNP												
Fairfield	DNP												
Delaware	DNP												
Seattle	1-0	0-0	0-0	0-0	0-0	0	1	0	0	0	1	4	0
Lamar	2-0	0-0	0-0	0-0	0-0	0	0	0	0	0	0	2	0
North Texas	DNP												
at Wisconsin	DNP												
Green Bay	DNP												
Tennessee	DNP												
Miss. Valley St.	3-0	0-0	0-0	0-2	0-1	1	0	0	0	0	0	3	0
Morgan State	4-0	0-1	0-1	0-0	0-0	0	0	1	0	0	0	1	0
vs. Old Dominion	DNP												
Wofford	5-0												
North Carolina	DNP												
at Wake Forest	DNP												
at Clemson	DNP												
Florida State	6-0	0-0	0-0	0-0	0-1	1	0	0	0	0	0	1	0
at Virginia Tech	DNP												
Boston College	DNP												
NC State	DNP												
at Georgia Tech	DNP												
Clemson	7-0	0-0	0-0	0-0	0-2	2	1	0	0	0	0	4	0
at Maryland	DNP												
Virginia Tech	8-0	0-2	0-0	0-0	0-0	0	0	0	0	0	0	2	0
at North Carolina	DNP												
at Miami	DNP												
Georgia Tech	9-0	0-1	0-1	0-0	0-0	0	0	1	0	0	0	2	0
Duke	DNP												

CAREER STATISTICS

Year	G-GS	Min-Avg.	FG-FGA	Pct.	3FG-3FGA	Pct.	FT-FTA	Pct.	Off-Def.	Reb-Avg.	PF-DQ	Ast	TO	Blk	Stl	Pts-Avg
2010-11	6-0	8-1.3	0-2	.000	0-2	.000	0-0	.000	0-0	0-0.0	0-0	0	0	0	0	0-0.0
ACC	2-0	2-1.0	0-0	.000	0-0	.000	0-0	.000	0-0	0-0.0	0-0	0	0	0	0	0-0.0
2011-12	7-0	19-2.7	0-6	.000	0-6	.000	0-0	.000	0-3	3-0.4	3-0	1	1	0	0	0-0.0
ACC	3-0	8-2.7	0-2	.000	0-2	.000	0-0	.000	0-2	2-0.7	1-0	0	0	0	0	0-0.0
2012-13	9-0	21-2.3	0-7	.000	0-3	.000	0-2	.000	0-5	5-0.6	1-0	2	2	0	0	0-0.0
ACC	4-0	9-2.3	0-3	.000	0-1	.000	0-0	.000	0-3	3-0.8	0-0	1	1	0	0	0-0.0
CAREER	22-0	48-2.2	0-15	.000	0-11	.000	0-2	.000	0-8	8-0.4	4-0	3	3	0	0	0-0.0
ACC	9-0	19-2.1	0-5	.000	0-3	.000	0-0	.000	0-5	5-0.6	1-0	1	1	0	0	0-0.0

DARION ATKINS

#32



Sophomore • Forward • 6-8 • 222 • Clinton, Md. • Landon School

2012-13 SEASON:

- Missed Florida State, Virginia Tech, Boston College, Georgia Tech and Clemson games due to injury
- Tallied seven points and four rebounds in 16 minutes off the bench at George Mason (11/9/12)
- Made his first career start vs. Fairfield (11/12/12)
- Scored 11 points against Delaware (11/13/12)
- Earned six rebounds and a career-high four blocked shots vs. Seattle (11/17/12)
- Tallied five points in 19 minutes vs. Lamar (11/19/12)
- Added 10 points and a career-high nine rebounds vs. North Texas (11/20/12)
- Scored 14 points and had seven rebounds at Wisconsin (11/28/12)
- Grabbed a career-high 11 rebounds and blocked four shots vs. Green Bay (12/1/12)
- Tallied eight points, five rebounds and three blocked shots vs. Tennessee (12/5/12)
- Recorded 14 points in 23 minutes vs. Mississippi Valley State (12/8/12)
- Led Virginia scoring with a career-high 17 points and three steals vs. Morgan State (12/19/12)
- Played a season-low seven minutes vs. Wofford (12/30/12)
- Made his first career ACC start vs. North Carolina (1/6/13)
- Blocked two shots in 15 minutes at Clemson (1/12/13)

2012-13 GAME-BY-GAME:

Opponent	GP-GS	FG-FGA	3FG-3FGA	FT-FTA	Off-Def	Total	A	TO	Blk	Stl	PF	Min	Pts
at G. Mason	1-0	3-5	0-0	1-1	3-1	4	0	2	0	0	4	16	7
Fairfield	2-1	0-2	0-0	0-0	0-1	1	0	1	1	0	0	9	0
Delaware	3-1	5-7	0-0	1-3	3-0	3	1	0	0	0	0	23	11
Seattle	4-1	3-4	0-0	2-2	2-4	6	1	2	4	2	0	18	8
Lamar	5-1	2-4	0-0	1-1	0-1	1	1	1	1	0	4	19	5
North Texas	6-2	5-10	0-0	0-0	5-4	9	1	1	2	1	3	31	10
at Wisconsin	7-3	6-9	0-0	2-3	3-4	7	1	1	2	1	2	35	14
Green Bay	8-4	2-6	0-0	3-6	2-9	11	3	2	4	0	2	36	7
Tennessee	9-5	4-10	0-0	0-0	0-5	5	0	1	3	1	3	33	8
Miss. Valley St.	10-6	7-11	0-0	0-2	2-5	7	0	0	1	1	2	23	14
Morgan State	11-7	8-12	0-0	1-3	3-1	4	0	3	1	3	4	25	17
vs. Old Dominion	12-8	2-6	0-0	0-0	1-3	4	0	2	2	1	5	22	4
Wofford	13-9	0-2	0-0	0-0	0-0	0	0	1	0	0	0	7	0
North Carolina	14-10	1-4	0-0	0-0	0-3	3	0	0	2	0	2	16	2
at Wake Forest	15-11	0-4	0-0	2-2	0-2	2	0	1	0	0	2	16	2
at Clemson	16-12	1-3	0-0	0-0	0-1	1	1	0	2	0	3	15	2
Florida State	DNP												
at Virginia Tech	DNP												
Boston College	DNP												
NC State	17-12	0-0	0-0	0-0	0-2	2	0	1	0	0	0	6	0
at Georgia Tech	DNP												
Clemson	DNP												
at Maryland	18-12	0-1	0-0	0-0	1-2	3	0	1	0	0	1	7	0
Virginia Tech	19-12	0-1	0-0	0-0	1-0	1	0	1	0	0	0	2	0
at North Carolina	20-12	2-4	0-0	0-0	2-1	3	0	0	0	0	0	8	4
at Miami	21-12	1-1	0-0	0-0	0-1	1	0	0	0	0	1	11	2
Georgia Tech	DNP												
Duke	DNP												

SINGLE GAME BESTS

POINTS

Season: 17 vs. Morgan State (12/19/12)
 Career: 17 vs. Morgan State (12/19/12)
 ACC: 6 vs. Boston College (1/26/12)

REBOUNDS

Season: 11 vs. Green Bay (12/1/12)
 Career: 11 vs. Green Bay (12/1/12)
 ACC: 6 vs. North Carolina (2/25/12)

FG MADE

Season: 8 vs. Morgan State (12/19/12)
 Career: 8 vs. Morgan State (12/19/12)
 ACC: 2 on four occasions

FG ATTEMPTS

Season: 12 vs. Morgan State (12/19/12)
 Career: 12 vs. Morgan State (12/19/12)
 ACC: 5 vs. Wake Forest (2/8/12)

3 PT FG MADE

Season: --
 Career: --
 ACC: --

3 PT FG ATTEMPTS

Season: --
 Career: --
 ACC: --

FT MADE

Season: 3 vs. Green Bay (12/1/12)
 Career: 4 vs. Longwood (12/3/11)
 ACC: 2 at GT (1/19/12), vs. BC (1/26/12)

FT ATTEMPTS

Season: 6 vs. Green Bay (12/1/12)
 Career: 6, 2x last vs. Green Bay (12/1/12)
 ACC: 2 on four occasions

ASSISTS

Season: 3 vs. Green Bay (12/1/12)
 Career: 3 vs. Green Bay (12/1/12)
 ACC: 1, 3x last at Clemson (1/12/13)

TURNOVERS

Season: 3 vs. Morgan State (12/19/12)
 Career: 3 vs. Morgan State (12/19/12)
 ACC: 2 at Maryland (3/4/12)

BLOCKS

Season: 4, 2x last vs. Green Bay (12/1/12)
 Career: 4, 2x last vs. Green Bay (12/1/12)
 ACC: 2, 8x last at Clemson (1/12/13)

STEALS

Season: 3 vs. Morgan State (12/19/12)
 Career: 3 vs. Morgan State (12/19/12)
 ACC: 2 vs. Wake Forest (2/8/12)

MINUTES

Season: 36 vs. Green Bay (12/1/12)
 Career: 36 vs. Green Bay (12/1/12)
 ACC: 22 at Maryland (3/4/12)

CAREER STATISTICS

Year	G-GS	Min-Avg.	FG-FGA	Pct.	3FG-3FGA	Pct.	FT-FTA	Pct.	Off-Def.	Reb-Avg.	PF-DQ	Ast	TO	Blk	Stl	Pts-Avg
2011-12	27-0	275-10.2	25-43	.581	0-0	.000	11-19	.579	23-39	62-2.3	50-1	3	5	19	12	61-2.3
ACC	16-0	190-11.9	15-27	.556	0-0	.000	5-8	.625	14-25	39-2.4	36-1	2	3	14	8	35-2.2
2012-13	21-12	378-18.0	52-106	.491	0-0	.000	13-23	.565	28-50	78-3.7	38-1	9	21	25	10	117-5.6
ACC	8-3	81-10.1	5-18	.278	0-0	.000	2-2	1.000	4-12	16-2.0	9-0	1	4	4	0	12-1.5
CAREER	48-12	653-13.6	77-149	.517	0-0	.000	24-42	.571	51-89	140-2.9	88-2	12	26	44	22	178-3.7
ACC	24-3	271-11.3	20-45	.444	0-0	.000	7-10	.700	18-37	55-2.3	45-1	3	7	18	8	47-2.0

2012-13 Virginia Basketball
Virginia Season Schedule/Results & Leaders (as of Mar 01, 2013)
All games

RECORD:	OVERALL	HOME	AWAY	NEUTRAL
ALL GAMES	20-8	17-1	3-6	0-1
CONFERENCE	10-5	8-0	2-5	0-0
NON-CONFERENCE	10-3	9-1	1-1	0-1

Date	Opponent	Score	Att.	High Points	High Rebounds
11/9/12	at George Mason	59-63 L	9840	(19)Joe Harris	(8)Joe Harris
11/12/12	FAIRFIELD	W 54-45	8568	(15)Joe Harris	(8)Akil Mitchell
11/13/12	DELAWARE	53-59 L	8490	(20)Joe Harris	(13)Akil Mitchell
11/17/12	SEATTLE	W 83-43	9160	(17)Mike Tobey	(16)Akil Mitchell
11/19/12	LAMAR	W 63-44	1444	(17)Joe Harris	(8)Akil Mitchell
11/20/12	NORTH TEXAS	W 80-64	1745	(14)Justin Anderson	(9)Darion Atkins
11/28/12	at Wisconsin	W 60-54	16690	(22)Joe Harris	(10)Akil Mitchell
12/01/12	GREEN BAY	W 67-51	9600	(20)Akil Mitchell	(11)Darion Atkins
				(20)Joe Harris	
12/05/12	TENNESSEE	W 46-38	9702	(13)Akil Mitchell	(12)Akil Mitchell
				(13)Joe Harris	
12/08/12	MISSISSIPPI VALLEY STATE	W 67-39	8691	(20)Akil Mitchell	(9)Justin Anderson
12/19/12	MORGAN STATE	W 75-57	8319	(17)Darion Atkins	(12)Akil Mitchell
12/22/12	vs Old Dominion	61-63 L	6944	(18)Joe Harris	(9)Akil Mitchell
12/30/12	WOFFORD	W 74-39	9387	(19)Mike Tobey	(6)Mike Tobey
					(6)Akil Mitchell
					(6)Evan Nolte
01/06/13	*NORTH CAROLINA	W 61-52	12117	(19)Joe Harris	(11)Akil Mitchell
01/09/13	*at Wake Forest	52-55 L	9217	(14)Mike Tobey	(10)Akil Mitchell
1/12/13	*at Clemson	44-59 L	7795	(14)Joe Harris	(9)Akil Mitchell
01/19/13	*FLORIDA STATE	W 56-36	12303	(17)Joe Harris	(7)Evan Nolte
01/24/13	*at Virginia Tech	W 74-58	7222	(18)Evan Nolte	(8)Akil Mitchell
01/26/13	*BOSTON COLLEGE	W 65-51	11660	(16)Justin Anderson	(7)Paul Jespersen
				(16)Akil Mitchell	
01/29/13	*NC STATE	W 58-55	10977	(22)Joe Harris	(12)Akil Mitchell
2/3/13	*at Georgia Tech	60-66 L	7128	(18)Joe Harris	(12)Akil Mitchell
02/07/13	*CLEMSON	W 78-41	9942	(21)Joe Harris	(6)Akil Mitchell
02/10/13	*at Maryland	W 80-69	16895	(22)Joe Harris	(9)Justin Anderson
02/12/13	*VIRGINIA TECH	W 73-55	11764	(26)Joe Harris	(8)Akil Mitchell
02/16/13	*at North Carolina	81-93 L	20616	(27)Joe Harris	(9)Akil Mitchell
02-19-13	*at Miami	50-54 L	7972	(16)Joe Harris	(8)Akil Mitchell
02/24/13	*GEORGIA TECH	W 82-54	12232	(18)Akil Mitchell	(8)Akil Mitchell
02/28/13	*DUKE	W 73-68	14593	(36)Joe Harris	(12)Akil Mitchell

* - Conference game

Attendance Summary	Games	Attend	Avg/Game
Home	18	170694	9483
Away	9	103375	11486
Neutral	1	6944	6944
Total	28	281013	10036

2012-13 Virginia Basketball
Virginia Season Box Score (as of Mar 01, 2013)
All games

RECORD:	OVERALL	HOME	AWAY	NEUTRAL
ALL GAMES	20-8	17-1	3-6	0-1
CONFERENCE	10-5	8-0	2-5	0-0
NON-CONFERENCE	10-3	9-1	1-1	0-1

##	Player	gp-gs	min	avg	Total		3-Point		F-Throw		Rebounds				pf	dq	a	to	blk	stl	pts	avg
					fg-fga	fg%	3fg-fga	3fg%	ft-fa	ft%	off	def	tot	avg								
12	Joe Harris	28-28	887	31.7	164-326	.503	66-143	.462	91-117	.778	28	89	117	4.2	65	2	61	52	16	23	485	17.3
25	Akil Mitchell	28-28	843	30.1	137-255	.537	0-1	.000	84-120	.700	73	174	247	8.8	59	0	41	45	11	35	358	12.8
23	Justin Anderson	28-10	627	22.4	68-164	.415	12-45	.267	43-56	.768	26	61	87	3.1	36	0	64	31	27	23	191	6.8
11	Evan Nolte	28-8	596	21.3	61-140	.436	39-97	.402	22-27	.815	15	55	70	2.5	67	1	31	19	15	24	183	6.5
10	Mike Tobey	23-1	303	13.2	62-119	.521	3-5	.600	16-20	.800	21	37	58	2.5	31	0	10	18	12	2	143	6.2
32	Darion Atkins	21-12	378	18.0	52-106	.491	0-0	.000	13-23	.565	28	50	78	3.7	38	1	9	21	25	10	117	5.6
02	Paul Jespersion	28-27	738	26.4	49-128	.383	33-85	.388	11-14	.786	5	60	65	2.3	48	0	29	27	15	17	142	5.1
01	Jontel Evans	19-15	520	27.4	38-90	.422	1-2	.500	10-24	.417	8	38	46	2.4	37	0	98	48	0	14	87	4.6
05	Teven Jones	24-9	360	15.0	22-62	.355	8-25	.320	19-23	.826	1	18	19	0.8	38	0	32	23	2	14	71	3.0
04	Taylor Barnette	19-2	204	10.7	18-36	.500	15-32	.469	0-2	.000	1	12	13	0.7	12	0	16	11	0	0	51	2.7
00	Doug Browman	17-0	111	6.5	0-4	.000	0-4	.000	1-4	.250	1	15	16	0.9	11	0	13	9	0	1	1	0.1
30	Thomas Rogers	9-0	21	2.3	0-7	.000	0-3	.000	0-2	.000	0	5	5	0.6	1	0	2	2	0	0	0	0.0
24	Caid Kirven	5-0	12	2.4	0-2	.000	0-0	.000	0-0	.000	0	3	3	0.6	1	0	0	3	0	0	0	0.0
Team											34	47	81				2					
Total.....		28	5600		671-1439	.466	177-442	.400	310-432	.718	241	664	905	32.3	444	4	406	311	123	163	1829	65.3
Opponents.....		28	5600		535-1389	.385	146-488	.299	309-455	.679	253	583	836	29.9	418	4	247	360	88	143	1525	54.5

Score by Periods	1st	2nd	Totals
Virginia	853	976	1829
Opponents	673	852	1525

2012-13 Virginia Basketball
Virginia Combined Team Statistics (as of Mar 01, 2013)
Conference games

RECORD:	OVERALL	HOME	AWAY	NEUTRAL
ALL GAMES	10-5	8-0	2-5	0-0
CONFERENCE	10-5	8-0	2-5	0-0
NON-CONFERENCE	0-0	0-0	0-0	0-0

##	Player	gp-gs	min	avg	Total		3-Point		F-Throw		Rebounds				pf	dq	a	to	blk	stl	pts	avg
					fg-fga	fg%	3fg-fga	3fg%	ft-fa	ft%	off	def	tot	avg								
12	Joe Harris	15-15	504	33.6	98-186	.527	38-83	.458	56-70	.800	21	44	65	4.3	40	1	28	27	10	17	290	19.3
25	Akil Mitchell	15-15	477	31.8	73-134	.545	0-0	.000	40-59	.678	34	94	128	8.5	30	0	16	25	6	20	186	12.4
23	Justin Anderson	15-7	362	24.1	42-97	.433	8-23	.348	24-30	.800	14	35	49	3.3	24	0	36	18	16	11	116	7.7
11	Evan Nolte	15-5	333	22.2	32-81	.395	24-64	.375	9-13	.692	8	32	40	2.7	40	1	12	8	10	12	97	6.5
10	Mike Tobey	10-0	145	14.5	29-55	.527	1-1	1.000	4-5	.800	15	18	33	3.3	20	0	4	6	4	1	63	6.3
02	Paul Jespersen	15-15	404	26.9	29-79	.367	19-51	.373	8-10	.800	2	31	33	2.2	27	0	10	15	9	13	85	5.7
01	Jontel Evans	15-14	460	30.7	35-77	.455	1-2	.500	10-24	.417	8	30	38	2.5	33	0	87	43	0	9	81	5.4
04	Taylor Barnette	9-0	56	6.2	9-13	.692	9-13	.692	0-0	.000	0	4	4	0.4	4	0	2	2	0	0	27	3.0
05	Teven Jones	14-1	123	8.8	11-28	.393	5-14	.357	3-4	.750	0	5	5	0.4	11	0	7	6	0	5	30	2.1
32	Darion Atkins	8-3	81	10.1	5-18	.278	0-0	.000	2-2	1.000	4	12	16	2.0	9	0	1	4	4	0	12	1.5
00	Doug Browman	8-0	38	4.8	0-1	.000	0-1	.000	0-2	.000	0	5	5	0.6	6	0	3	2	0	1	0	0.0
24	Caid Kirven	3-0	8	2.7	0-1	.000	0-0	.000	0-0	.000	0	2	2	0.7	0	0	0	2	0	0	0	0.0
30	Thomas Rogers	4-0	9	2.3	0-3	.000	0-1	.000	0-0	.000	0	3	3	0.8	0	0	1	1	0	0	0	0.0
Team											15	23	38				2					
Total.....		15	3000		363-773	.470	105-253	.415	156-219	.712	121	338	459	30.6	244	2	207	161	59	89	987	65.8
Opponents.....		15	3000		303-731	.415	80-260	.308	180-270	.667	128	318	446	29.7	215	2	143	194	52	73	866	57.7

TEAM STATISTICS	VA	OPP	Date	Opponent	Score	Att.
SCORING	987	866	*	01/06/13	NORTH CAROLINA	w 61-52 12117
Points per game	65.8	57.7	*	01/09/13	at Wake Forest	L 52-55 9217
Scoring margin	+8.1	-	*	1/12/13	at Clemson	L 44-59 7795
FIELD GOALS-ATT	363-773	303-731	*	01/19/13	FLORIDA STATE	w 56-36 12303
Field goal pct	.470	.415	*	01/24/13	at Virginia Tech	w 74-58 7222
3 POINT FG-ATT	105-253	80-260	*	01/26/13	BOSTON COLLEGE	w 65-51 11660
3-point FG pct	.415	.308	*	01/29/13	NC STATE	w 58-55 10977
3-pt FG made per game	7.0	5.3	*	2/3/13	at Georgia Tech	L 60-66 7128
FREE THROWS-ATT	156-219	180-270	*	02/07/13	CLEMSON	w 78-41 9942
Free throw pct	.712	.667	*	02/10/13	at Maryland	w 80-69 16895
F-Throws made per game	10.4	12.0	*	02/12/13	VIRGINIA TECH	w 73-55 11764
REBOUNDS	459	446	*	02/16/13	at North Carolina	L 81-93 20616
Rebounds per game	30.6	29.7	*	02-19-13	at Miami	L 50-54 7972
Rebounding margin	+0.9	-	*	02/24/13	GEORGIA TECH	w 82-54 12232
ASSISTS	207	143	*	02/28/13	DUKE	w 73-68 14593
Assists per game	13.8	9.5				
TURNOVERS	161	194				
Turnovers per game	10.7	12.9				
Turnover margin	+2.2	-				
Assist/turnover ratio	1.3	0.7				
STEALS	89	73				
Steals per game	5.9	4.9				
BLOCKS	59	52				
Blocks per game	3.9	3.5				
ATTENDANCE	95588	76845				
Home games-Avg/Game	8-11948	7-10978				
Neutral site-Avg/Game	-	0-0				

* - Conference game

Score by Periods	1st	2nd	Totals
Virginia	458	529	987
Opponents	381	485	866

2012-13 Virginia Basketball
Virginia Overall Team Statistics (as of Mar 01, 2013)
All games

TEAM STATISTICS	VA	OPP
SCORING	1829	1525
Points per game	65.3	54.5
Scoring margin	+10.9	-
FIELD GOALS-ATT	671-1439	535-1389
Field goal pct	.466	.385
3 POINT FG-ATT	177-442	146-488
3-point FG pct	.400	.299
3-pt FG made per game	6.3	5.2
FREE THROWS-ATT	310-432	309-455
Free throw pct	.718	.679
F-Throws made per game	11.1	11.0
REBOUNDS	905	836
Rebounds per game	32.3	29.9
Rebounding margin	+2.5	-
ASSISTS	406	247
Assists per game	14.5	8.8
TURNOVERS	311	360
Turnovers per game	11.1	12.9
Turnover margin	+1.8	-
Assist/turnover ratio	1.3	0.7
STEALS	163	143
Steals per game	5.8	5.1
BLOCKS	123	88
Blocks per game	4.4	3.1
WINNING STREAK	2	-
Home win streak	16	-
ATTENDANCE	170694	110319
Home games-Avg/Game	18-9483	9-11486
Neutral site-Avg/Game	-	1-6944

Score by Periods	1st	2nd	Totals
Virginia	853	976	1829
Opponents	673	852	1525

2012-13 Virginia Basketball
Virginia Team Game-by-Game (as of Mar 01, 2013)
All games

TEAM STATISTICS

Opponent	Date	Score		Total		3-Pointers		Free throws		Rebounds				pf	a	t/o	blk	stl	pts	avg
				fg-fga	pct	3fg-fga	pct	ft-fta	pct	off	def	tot	avg							
at George Mason	11/9/12	59-63	L	21-52	.404	8-21	.381	9-15	.600	11	21	32	32.0	20	12	12	1	3	59	59.0
FAIRFIELD	11/12/12	54-45	W	19-47	.404	2-8	.250	14-20	.700	11	21	32	32.0	8	14	9	4	5	54	56.5
DELAWARE	11/13/12	53-59	L	20-57	.351	4-21	.190	9-15	.600	16	19	35	33.0	17	10	12	4	5	53	55.3
SEATTLE	11/17/12	83-43	W	28-50	.560	6-14	.429	21-24	.875	9	32	41	35.0	13	21	19	6	7	83	62.2
LAMAR	11/19/12	63-44	W	23-53	.434	6-16	.375	11-11	1.000	7	22	29	33.8	16	12	9	8	9	63	62.4
NORTH TEXAS	11/20/12	80-64	W	27-46	.587	8-11	.727	18-24	.750	9	19	28	32.8	20	18	15	5	7	80	65.3
at Wisconsin	11/28/12	60-54	W	21-46	.457	4-12	.333	14-17	.824	8	28	36	33.3	12	12	10	4	3	60	64.6
GREEN BAY	12/01/12	67-51	W	26-52	.500	7-14	.500	8-11	.727	4	28	32	33.1	14	20	10	5	7	67	64.9
TENNESSEE	12/05/12	46-38	W	19-53	.358	1-8	.125	7-10	.700	10	27	37	33.6	15	10	8	8	2	46	62.8
MISSISSIPPI VALLEY STA	12/08/12	67-39	W	28-56	.500	3-12	.250	8-14	.571	7	35	42	34.4	17	17	10	8	9	67	63.2
MORGAN STATE	12/19/12	75-57	W	25-54	.463	6-16	.375	19-29	.655	16	23	39	34.8	17	18	16	2	8	75	64.3
vs Old Dominion	12/22/12	61-63	L	21-53	.396	9-21	.429	10-13	.769	8	24	32	34.6	19	13	8	7	1	61	64.0
WOFFORD	12/30/12	74-39	W	30-47	.638	8-15	.533	6-10	.600	4	27	31	34.3	12	22	12	2	8	74	64.8
NORTH CAROLINA	01/06/13	61-52	W	22-49	.449	8-14	.571	9-18	.500	5	27	32	34.1	14	14	11	6	6	61	64.5
at Wake Forest	01/09/13	52-55	L	20-55	.364	3-11	.273	9-12	.750	17	23	40	34.5	19	8	17	3	6	52	63.7
at Clemson	1/12/13	44-59	L	17-48	.354	5-17	.294	5-8	.625	7	16	23	33.8	17	11	12	3	4	44	62.4
FLORIDA STATE	01/19/13	56-36	W	22-45	.489	7-13	.538	5-6	.833	10	20	30	33.6	14	15	16	5	9	56	62.1
at Virginia Tech	01/24/13	74-58	W	26-51	.510	11-23	.478	11-18	.611	5	19	24	33.1	18	21	6	3	9	74	62.7
BOSTON COLLEGE	01/26/13	65-51	W	27-48	.563	2-9	.222	9-11	.818	7	22	29	32.8	16	15	13	7	7	65	62.8
NC STATE	01/29/13	58-55	W	22-54	.407	4-16	.250	10-15	.667	7	26	33	32.8	14	13	8	4	4	58	62.6
at Georgia Tech	2/3/13	60-66	L	22-55	.400	9-22	.409	7-11	.636	13	18	31	32.8	22	15	14	3	4	60	62.5
CLEMSON	02/07/13	78-41	W	30-54	.556	10-24	.417	8-12	.667	5	24	29	32.6	17	17	6	6	12	78	63.2
at Maryland	02/10/13	80-69	W	26-48	.542	11-19	.579	17-23	.739	9	25	34	32.7	16	15	16	1	5	80	63.9
VIRGINIA TECH	02/12/13	73-55	W	22-50	.440	9-19	.474	20-23	.870	6	27	33	32.7	13	14	6	3	2	73	64.3
at North Carolina	02/16/13	81-93	L	31-53	.585	12-21	.571	7-11	.636	3	21	24	32.3	21	12	14	2	7	81	65.0
at Miami	02-19-13	50-54	L	20-52	.385	5-15	.333	5-8	.625	8	24	32	32.3	17	12	7	4	6	50	64.4
GEORGIA TECH	02/24/13	82-54	W	32-59	.542	6-19	.316	12-14	.857	10	19	29	32.2	8	15	5	3	5	82	65.0
DUKE	02/28/13	73-68	W	24-52	.462	3-11	.273	22-29	.759	9	27	36	32.3	18	10	10	6	3	73	65.3
Virginia		1829		671-1439	.466	177-442	.400	310-432	.718	241	664	905	32.3	444	406	311	123	163	1829	65.3
Opponents		1525		535-1389	.385	146-488	.299	309-455	.679	253	583	836	29.9	418	247	360	88	143	1525	54.5

Games played: 28
Points/game: 65.3
FG Pct: 46.6
3FG Pct: 40.0
FT Pct: 71.8

Rebounds/game: 32.3
Assists/game: 14.5
Turnovers/game: 11.1
Assist/turnover ratio: 1.3
Steals/game: 5.8
Blocks/game: 4.4

2012-13 Virginia Basketball
Virginia Points-Rebounds-Assists (as of Mar 01, 2013)
All games

Opponent	Date	Score	00		01		02		04		05		10		11	
			BROWMAN,DO	EVANS,JONT	JESPERSON,	BARNETTE,T	JONES,TEVE	TOBEY,MIKE	NOLTE,EVAN							
at George Mason	11/9/12	59-63	L	0-3-2	DNP	2-2-1	5-0-0	DNP	5-1-0	6-2-3						
FAIRFIELD	11/12/12	54-45	w	0-0-1	DNP	6-1-2	0-1-0	DNP	6-3-0	11-1-2						
DELAWARE	11/13/12	53-59	L	0-1-1	0-1-0	2-5-2	0-0-0	DNP	0-1-0	3-1-0						
SEATTLE	11/17/12	83-43	w	1-2-0	DNP	3-1-5	8-2-4	4-3-1	17-4-1	10-1-3						
LAMAR	11/19/12	63-44	w	0-0-0	DNP	9-5-1	2-1-1	6-0-2	6-1-0	2-0-1						
NORTH TEXAS	11/20/12	80-64	w	DNP	DNP	5-1-2	0-0-0	13-1-4	5-0-1	13-4-3						
at Wisconsin	11/28/12	60-54	w	DNP	0-4-0	0-3-0	DNP	2-0-3	0-0-0	8-3-1						
GREEN BAY	12/01/12	67-51	w	DNP	2-3-7	8-1-1	DNP	0-0-2	3-1-1	2-2-2						
TENNESSEE	12/05/12	46-38	w	DNP	4-0-4	2-4-0	DNP	2-0-3	2-2-0	2-2-0						
MISSISSIPPI VALLEY STAT	12/08/12	67-39	w	0-2-0	DNP	3-1-1	3-1-4	2-3-2	5-3-0	2-4-1						
MORGAN STATE	12/19/12	75-57	w	0-1-0	DNP	11-3-1	0-3-2	2-2-2	6-3-1	5-1-1						
vs Old Dominion	12/22/12	61-63	L	0-0-0	DNP	3-4-2	3-0-2	4-4-3	6-0-1	15-3-0						
WOFFORD	12/30/12	74-39	w	0-2-6	DNP	3-1-1	3-1-1	6-1-3	19-6-1	7-6-2						
NORTH CAROLINA	01/06/13	61-52	w	DNP	8-0-6	7-1-2	DNP	6-2-0	2-3-0	9-1-2						
at Wake Forest	01/09/13	52-55	L	DNP	2-4-3	0-0-0	0-0-0	0-1-1	14-7-0	6-3-0						
at Clemson	1/12/13	44-59	L	DNP	2-1-3	5-0-0	DNP	2-0-0	6-2-1	6-1-0						
FLORIDA STATE	01/19/13	56-36	w	0-0-1	6-5-7	8-2-0	0-0-0	0-0-1	2-1-0	2-7-1						
at Virginia Tech	01/24/13	74-58	w	0-1-1	4-2-6	3-0-1	DNP	3-0-1	10-3-1	18-2-2						
BOSTON COLLEGE	01/26/13	65-51	w	0-2-1	3-2-6	6-7-2	DNP	DNP	8-3-0	9-2-0						
NC STATE	01/29/13	58-55	w	0-0-0	4-1-7	0-1-1	DNP	0-0-0	13-7-1	3-1-0						
at Georgia Tech	2/3/13	60-66	L	DNP	4-1-4	3-1-1	3-0-0	2-0-1	1-2-1	6-4-0						
CLEMSON	02/07/13	78-41	w	0-0-0	2-1-8	5-2-1	9-1-1	2-0-0	DNP	9-5-2						
at Maryland	02/10/13	80-69	w	DNP	5-5-8	12-3-0	3-0-0	0-0-0	DNP	8-5-3						
VIRGINIA TECH	02/12/13	73-55	w	0-1-0	8-7-6	8-2-1	0-1-0	5-0-2	DNP	5-4-0						
at North Carolina	02/16/13	81-93	L	0-0-0	12-1-5	9-2-0	3-0-0	3-0-1	DNP	6-2-0						
at Miami	02-19-13	50-54	L	DNP	5-4-7	8-4-0	DNP	0-1-0	DNP	6-1-1						
GEORGIA TECH	02/24/13	82-54	w	0-1-0	10-3-8	6-4-0	9-0-1	4-1-0	7-4-0	2-1-0						
DUKE	02/28/13	73-68	w	DNP	6-1-3	5-4-1	0-2-0	3-0-0	0-1-0	2-1-1						

Opponent	Date	Score	12		23		24		25		30		32	
			HARRIS,JOE	ANDERSON,J	KIRVEN,CAI	MITCHELL,A	ROGERS,THO	ATKINS,DAR						
at George Mason	11/9/12	59-63	L	19-8-3	4-3-3	DNP	11-7-0	DNP	7-4-0					
FAIRFIELD	11/12/12	54-45	w	15-7-3	4-5-4	DNP	12-8-2	DNP	0-1-0					
DELAWARE	11/13/12	53-59	L	20-4-1	2-1-2	DNP	15-13-3	DNP	11-3-1					
SEATTLE	11/17/12	83-43	w	7-1-0	11-2-4	DNP	14-16-1	0-0-1	8-6-1					
LAMAR	11/19/12	63-44	w	17-5-2	6-3-2	DNP	10-8-2	0-0-0	5-1-1					
NORTH TEXAS	11/20/12	80-64	w	12-2-2	14-4-4	DNP	8-4-1	DNP	10-9-1					
at Wisconsin	11/28/12	60-54	w	22-5-5	3-4-0	DNP	11-10-2	DNP	14-7-1					
GREEN BAY	12/01/12	67-51	w	20-2-2	5-1-0	DNP	20-9-2	DNP	7-11-3					
TENNESSEE	12/05/12	46-38	w	13-6-1	0-0-1	DNP	13-12-1	DNP	8-5-0					
MISSISSIPPI VALLEY STAT	12/08/12	67-39	w	3-3-6	15-9-2	0-0-0	20-5-1	0-1-0	14-7-0					
MORGAN STATE	12/19/12	75-57	w	14-2-3	5-2-1	DNP	15-12-7	0-0-0	17-4-0					
vs Old Dominion	12/22/12	61-63	L	18-3-2	0-2-2	DNP	8-9-1	DNP	4-4-0					
WOFFORD	12/30/12	74-39	w	15-4-3	6-2-3	0-1-0	15-6-2	0-1-0	0-0-0					
NORTH CAROLINA	01/06/13	61-52	w	19-5-1	1-4-2	DNP	7-11-1	DNP	2-3-0					
at Wake Forest	01/09/13	52-55	L	13-4-2	5-8-2	DNP	10-10-0	DNP	2-2-0					
at Clemson	1/12/13	44-59	L	14-5-3	0-2-0	DNP	7-9-3	DNP	2-1-1					
FLORIDA STATE	01/19/13	56-36	w	17-4-1	8-3-1	0-0-0	13-5-3	0-1-0	DNP					
at Virginia Tech	01/24/13	74-58	w	17-3-2	11-2-6	DNP	8-8-1	DNP	DNP					
BOSTON COLLEGE	01/26/13	65-51	w	7-5-4	16-2-2	DNP	16-6-0	DNP	DNP					
NC STATE	01/29/13	58-55	w	22-4-1	2-2-1	DNP	14-12-2	DNP	0-2-0					
at Georgia Tech	2/3/13	60-66	L	18-6-4	10-3-4	DNP	13-12-0	DNP	DNP					
CLEMSON	02/07/13	78-41	w	21-4-2	14-1-2	0-2-0	16-6-0	0-2-1	DNP					
at Maryland	02/10/13	80-69	w	22-2-1	17-9-3	DNP	13-4-0	DNP	0-3-0					
VIRGINIA TECH	02/12/13	73-55	w	26-4-1	4-3-1	0-0-0	17-8-3	0-0-0	0-1-0					
at North Carolina	02/16/13	81-93	L	27-2-1	8-2-5	DNP	9-9-0	DNP	4-3-0					
at Miami	02-19-13	50-54	L	16-7-2	7-1-1	DNP	6-8-1	DNP	2-1-0					
GEORGIA TECH	02/24/13	82-54	w	15-3-1	11-2-4	DNP	18-8-1	0-0-0	DNP					
DUKE	02/28/13	73-68	w	36-7-2	2-5-2	DNP	19-12-1	DNP	DNP					

2012-13 Virginia Basketball
Virginia Game-by-Game Highs (as of Mar 01, 2013)
All games

Opponent	Date	Score	Points	Rebounds	Assists	Steals	Blocked shots
at George Mason	11/9/12	59-63	19-Joe Harris	8-Joe Harris	3-Joe Harris Justin Anderson Evan Nolte	2-Akil Mitchell	1-Akil Mitchell
FAIRFIELD	11/12/12	54-45	15-Joe Harris	8-Akil Mitchell	4-Justin Anderson	3-Evan Nolte	1-Akil Mitchell Joe Harris Darion Atkins Justin Anderson
DELAWARE	11/13/12	53-59	20-Joe Harris	13-Akil Mitchell	3-Akil Mitchell	3-Evan Nolte	1-Mike Tobey Justin Anderson Paul Jesperson Akil Mitchell
SEATTLE	11/17/12	83-43	17-Mike Tobey	16-Akil Mitchell	5-Paul Jesperson	3-Akil Mitchell	4-Darion Atkins
LAMAR	11/19/12	63-44	17-Joe Harris	8-Akil Mitchell	2-Joe Harris Justin Anderson Teven Jones Akil Mitchell	3-Joe Harris Evan Nolte	2-Paul Jesperson Joe Harris
NORTH TEXAS	11/20/12	80-64	14-Justin Anderson	9-Darion Atkins	4-Teven Jones Justin Anderson	3-Justin Anderson	2-Darion Atkins
at Wisconsin	11/28/12	60-54	22-Joe Harris	10-Akil Mitchell	5-Joe Harris	2-Teven Jones	2-Darion Atkins
GREEN BAY	12/01/12	67-51	20-Joe Harris Akil Mitchell	11-Darion Atkins	7-Jontel Evans	5-Jontel Evans	4-Darion Atkins
TENNESSEE	12/05/12	46-38	13-Joe Harris Akil Mitchell	12-Akil Mitchell	4-Jontel Evans	1-Darion Atkins Teven Jones	3-Darion Atkins
MISSISSIPPI VALLEY STAT	12/08/12	67-39	20-Akil Mitchell	9-Justin Anderson	6-Joe Harris	4-Akil Mitchell	3-Mike Tobey
MORGAN STATE	12/19/12	75-57	17-Darion Atkins	12-Akil Mitchell	7-Akil Mitchell	3-Teven Jones Darion Atkins	1-Justin Anderson Darion Atkins
vs Old Dominion	12/22/12	61-63	18-Joe Harris	9-Akil Mitchell	3-Teven Jones	1-Darion Atkins	2-Darion Atkins
WOFFORD	12/30/12	74-39	19-Mike Tobey	6-Evan Nolte Akil Mitchell Mike Tobey	6-Doug Browman	4-Akil Mitchell	1-Mike Tobey Paul Jesperson
NORTH CAROLINA	01/06/13	61-52	19-Joe Harris	11-Akil Mitchell	6-Jontel Evans	2-Joe Harris Akil Mitchell	2-Darion Atkins Justin Anderson
at Wake Forest	01/09/13	52-55	14-Mike Tobey	10-Akil Mitchell	3-Jontel Evans	2-Teven Jones Akil Mitchell	1-Akil Mitchell Joe Harris Evan Nolte
at Clemson	1/12/13	44-59	14-Joe Harris	9-Akil Mitchell	3-Akil Mitchell Joe Harris Jontel Evans	2-Akil Mitchell	2-Darion Atkins
FLORIDA STATE	01/19/13	56-36	17-Joe Harris	7-Evan Nolte	7-Jontel Evans	4-Joe Harris	3-Justin Anderson
at Virginia Tech	01/24/13	74-58	18-Evan Nolte	8-Akil Mitchell	6-Justin Anderson Jontel Evans	4-Evan Nolte	2-Evan Nolte
BOSTON COLLEGE	01/26/13	65-51	16-Akil Mitchell Justin Anderson	7-Paul Jesperson	6-Jontel Evans	3-Paul Jesperson	3-Joe Harris
NC STATE	01/29/13	58-55	22-Joe Harris	12-Akil Mitchell	7-Jontel Evans	1-Mike Tobey Evan Nolte Justin Anderson Paul Jesperson	2-Mike Tobey
at Georgia Tech	2/3/13	60-66	18-Joe Harris	12-Akil Mitchell	4-Justin Anderson Joe Harris Jontel Evans	2-Paul Jesperson	1-Joe Harris Akil Mitchell Justin Anderson
CLEMSON	02/07/13	78-41	21-Joe Harris	6-Akil Mitchell	8-Jontel Evans	4-Akil Mitchell	2-Evan Nolte Paul Jesperson
at Maryland	02/10/13	80-69	22-Joe Harris	9-Justin Anderson	8-Jontel Evans	2-Joe Harris	1-Justin Anderson

2012-13 Virginia Basketball
Virginia Game-by-Game Highs (as of Mar 01, 2013)
All games

Opponent	Date	Score	Points	Rebounds	Assists	Steals	Blocked shots
VIRGINIA TECH at North Carolina	02/12/13	73-55	26-Joe Harris	8-Akil Mitchell	6-Jontel Evans	Akil Mitchell	2-Paul Jespersen
	02/16/13	81-93	27-Joe Harris	9-Akil Mitchell	5-Jontel Evans Justin Anderson	2-Akil Mitchell Paul Jespersen Jontel Evans Joe Harris	1-Justin Anderson Joe Harris
at Miami	02-19-13	50-54	16-Joe Harris	8-Akil Mitchell	7-Jontel Evans	2-Evan Nolte	3-Justin Anderson
GEORGIA TECH	02/24/13	82-54	18-Akil Mitchell	8-Akil Mitchell	8-Jontel Evans	2-Justin Anderson	1-Justin Anderson Evan Nolte Paul Jespersen
DUKE	02/28/13	73-68	36-Joe Harris	12-Akil Mitchell	3-Jontel Evans	1-Jontel Evans Justin Anderson Joe Harris	2-Justin Anderson Joe Harris