

SYRACUSE

FOOTBALL

1 NATIONAL CHAMPIONSHIP
5 CONFERENCE CHAMPIONSHIPS
15 BOWL GAME VICTORIES
25 BOWL GAME APPEARANCES
700 ALL-TIME VICTORIES

7 PRO FOOTBALL HALL OF FAMERS - 20 NFL FIRST-ROUND DRAFT SELECTIONS - 194 NFL DRAFT SELECTIONS

2015 SCHEDULE

	Friday, Sept. 4 RHODE ISLAND Carrier Dome - Syracuse, N.Y.	W, 47-0
	Saturday, Sept. 12 WAKE FOREST * Carrier Dome - Syracuse, N.Y.	W, 30-17
	Saturday, Sept. 19 CENTRAL MICHIGAN Carrier Dome - Syracuse, N.Y.	W, 30-27 (OT)
	Saturday, Sept. 26 #8/9 LSU Carrier Dome - Syracuse, N.Y.	L, 34-24
	Saturday, Oct. 10 AT USF Raymond James Stadium - Tampa, Fla.	L, 45-24
	Saturday, Oct. 17 AT VIRGINIA * Scott Stadium - Charlottesville, Va.	3:30 p.m. (RSN)
	Saturday, Oct. 24 PITTSBURGH * Carrier Dome - Syracuse, N.Y.	12:00 p.m. (ESPNU)
	Saturday, Oct. 31 AT FLORIDA STATE * Doak Campbell Stadium - Tallahassee, Fla.	TBA
	Saturday, Nov. 7 AT LOUISVILLE * Papa John's Cardinal Stadium - Louisville, Ky.	TBA
	Saturday, Nov. 14 CLEMSON * Carrier Dome - Syracuse, N.Y.	TBA
	Saturday, Nov. 21 AT NC STATE * Carter-Finley Stadium - Raleigh, N.C.	TBA
	Saturday, Nov. 28 BOSTON COLLEGE * Carrier Dome - Syracuse, N.Y.	TBA

All times are Eastern

* - Atlantic Coast Conference game



SYRACUSE ORANGE

Record: 3-2, 1-0 ACC

Ranking: NR (AP)

NR (Coaches)

Head Coach: Scott Shafer

Alma Mater: Baldwin Wallace '90

Overall Record: 13-17 (.433)

Record at School: Same

vs. Virginia: N/A

Date: Saturday, October 17, 2015

Time: 3:30 p.m. EST

Location: Charlottesville, Va.

Stadium: Scott Stadium

Capacity: 61,500

Series: Series tied, 2-2

Tickets: virginiasports.com

Television: Regional Sports Networks

Tom Werme, play-by-play

Ovie Mughelli, analyst

Niki Noto, sideline

Radio: Syracuse IMG Sports Network

Matt Park, play-by-play

Chris Gedney, analyst

Brian Higgins, sideline

Student Radio: WAER 88.3 FM (Syracuse)


Satellite Radio: Sirius 132/XM 193

Live Audio: Cuse.com

Live Stats: virginiasports.com

Twitter: @CuseFootball, @Cuse

Facebook: facebook.com/CuseFootball



VIRGINIA CAVALIERS

Record: 1-4, 0-1 ACC

Ranking: NR (AP)

NR (Coaches)

Head Coach: Mike London

Alma Mater: Richmond '83

Overall Record: 48-47 (.505)

Record at School: 24-42 (.364)

vs. Syracuse: N/A

GAME OVERVIEW

• For the second straight game, the Syracuse University football team will play on the road as it takes on Atlantic Coast Conference-foe Virginia on Saturday, Oct. 17 at Scott Stadium in Charlottesville, Va. The game will be broadcast on the Regional Sports Networks and Tom Werme (bbp), Ovie Mughelli (analyst), and Niki Noto (sideline) will be on the call.

• In its latest game, Syracuse lost at USF, 45-24, on Oct. 10. Freshman quarterback Eric Dungey returned from injury, passing for a career-best 232 yards and two touchdowns. Dungey also ran for a score against the Bulls.

• Virginia also suffered a loss in its last contest, losing at Pittsburgh, 26-19. Junior quarterback Matt Johns eclipsed the 200-yard passing mark for the fourth time in 2015 against the Panthers. Johns averages 239.8 passing yards per contest, which ranks second in the ACC.

SEEING RED

• The Syracuse offense has been efficient in the red zone in 2015. SU has scored on 15 of its 16 red zone opportunities. After five games, the team leads the ACC and ranks 15th nationally in red zone offense.

• On the year, the club has recorded six points in nine of its 16 red zone trips. Nine of the team's 16 offensive touchdowns have come within the red zone, as well.

• Syracuse was able to cash in on each of its first eight red zone trips of the year. Sophomore kicker Cole Murphy pushed a field goal wide at the end of the first half against LSU on Sept. 26, marking the first time the team did not score in the red zone in 2015.

YOUNG GUN

• Freshman quarterback Eric Dungey has certainly played well in his first four games of his collegiate career. Dungey is 42-of-70 passing for 660 yards and seven touchdowns, thus far this year. He ranks fifth in the nation in passing yards per completion (15.71) and ninth in the country in passing efficiency (169.3).

• At USF on Oct. 10, Dungey sets personal-bests in completions (21), attempts (34), and passing yards (232). He also ran the ball 17 times for 31 yards and one touchdown against the Bulls.

Syracuse True Freshman Quarterback Seasons

Year	Name (GP)	Stats
2015	E. Dungey (4)	42-70-1, 660 yds, 7 TD
2014	A. Long (6)	89-165-8, 935 yds, 4 TD
2004	J. Fields (7)	13-29-3, 192 yds, 1 TD
1982	T. Norley (9)	70-134-12, 833 yds, 1 TD
	G. Christodulu (8)	23-46-7, 274 yds, 1 TD
1976	R. Farnesi (7)	7-39-10, 133 yds, 1 TD

• Dungey made the first start against Wake Forest on Sept. 12. Dungey was 8-for-13 passing for 221 yards and two touchdowns against the Demon Deacons, earning ACC and ECAC Rookie of the Week honors. The Lake Oswego, Ore. product became the sixth true freshman to start a game for the Orange since freshmen became eligible in 1972.

• In the first game of the 2015 campaign, Dungey made his collegiate debut. He became the 10th true freshman to take snaps at quarterback in SU football history, completing 10-of-17 pass attempts for 114 yards and two touchdowns against Rhode Island on Sept. 4.

NUMBERS TO KNOW

23

67

Through five contests, Syracuse has only committed 23 penalties on the 2015 season. The Orange ranks second in the Atlantic Coast Conference and seventh nationally in fewest penalties committed.

Syracuse true freshmen account for 67 percent of the Orange's total offense on the 2015 campaign. SU's true freshmen have accounted for 1,151 yards of the team's 1,708 yards of total offense on the season.

2015 STATISTICAL LEADERS



Rushing Yards

Jordan Fredericks • Fr. • RB
236 yards (42 att.)




Passing Yards

Eric Dungey • Fr. • QB
660 yards (42-70 att.)



Receiving Yards

Steve Ishmael • So. • WR
218 yards (14 rec.)



Tackles

Parris Bennett • So. • LB
28 tackles



/CUSEFOOTBALL



@CUSEFOOTBALL



@CUSEFOOTBALL

BY THE NUMBERS

Series Record: Series tied, 2-2 (Streak: Virginia, 2)
at Syracuse: Series tied, 1-1 (Streak: Virginia, 1)
at Carrier Dome: Virginia leads, 1-0 (Streak: Virginia, 1)
at Virginia: Series tied, 1-1 (Streak: Virginia, 1)
Neutral: N/A
Last Syracuse Win: 1977 (6-3)
Last Virginia Win: 2005 (27-24)
Largest Margin of Syracuse Victory: 37 (1975)
Largest Margin of Virginia Victory: 21 (2004)

Series Highs

Rushing: Syracuse, Jim Donoghue, 20-136 (1975)
 Virginia, Marques Hagans, 14-110 (2005)
Passing: Syracuse, Perry Patterson, 17-26-172 (2005)
 Virginia, Marques Hagans, 11-12-202 (2004)
Receiving: Syracuse, Joe Kowalewski, 7-96 (2005)
 Virginia, Michael McGrew, 4-97 (2004)

Series History (Series tied, 2-2)

Year	Result	Score	Location
2005	L	27-24	Syracuse, N.Y.
2004	L	31-10	Charlottesville, Va.
1977	W	6-3	Syracuse, N.Y.
1975	W	37-0	Charlottesville, Va.

STAT COMPARISON

Category	SU	UVA
Overall Record.....	3-2	1-4
Conference.....	1-0	0-1
Non-Conference.....	2-2	1-3
Home.....	3-1	1-2
Away.....	0-1	0-2
Neutral.....	0-0	0-0
Points Scored Per Game.....	31.0	22.2
Points Allowed Per Game.....	24.6	35.8
First Downs.....	92	82
Rushing.....	45	22
Passing.....	38	55
Penalty.....	9	5
Rushing Offense.....	165.2	102.8
Rushing Defense.....	137.8	156.0
Passing Offense.....	176.4	246.4
Passing Defense.....	255.8	272.8
Total Offense.....	341.6	349.2
Total Defense.....	393.6	428.8
Kick Return Average.....	21.1	18.3
Punt Return Average.....	18.4	26.0
Passes Intercepted.....	4	8
Interception Returns-Yards.....	5-91	0-0
Fumbles-Lost.....	5-2	4-2
Fumbles Recovered.....	5	2
Turnover Margin.....	0.80	-1.60
Turnovers Gained.....	10	2
Penalties-Yards.....	23-226	34-262
Average Per Game.....	45.2	52.4
Net Punt Average.....	40.4	38.8
Time of Possession Per Game.....	29:54	30:51
3rd Down Conversions.....	26/68	29/71
3rd Down Percentage.....	.382	.408
Opp. 3rd Down Conversions.....	23/64	23/69
Opp. 3rd Down Percentage.....	.359	.333
4th Down Conversions.....	6/7	3/7
4th Down Percentage.....	.857	.429
Opp. 4th Down Conversions.....	4/4	5/9
Opp. 4th Down Percentage.....	1.000	.556
Sacks By-Yards.....	13-104	11-68
Sacks Allowed.....	7	11
Tackles For a Loss-Yards.....	39-175	33-116
Field Goals-Attempts.....	7-9	5-8
Red-Zone Offense.....	15-16 (.938)	9-10 (.900)
Touchdowns.....	9-16 (.563)	5-10 (.500)
Red-Zone Defense.....	15-17 (.882)	16-21 (.762)
Touchdowns.....	9-17 (.529)	9-21 (.429)
PAT-Attempts.....	18-18 (1.000)	12-13 (.923)

THE VIRGINIA SERIES

• Syracuse and Virginia have met four times on the gridiron prior to Saturday's matchup in Charlottesville, Va. The all-time series is tied, with each program recording two victories.

• Syracuse won the first two meetings in the series, defeating Virginia in 1975 and 1977. In the first meeting between the two schools, the Orange defeated the Cavaliers, 37-0. It marks the largest margin of victory in the series. UVA has had its say as of late, taking the last two contests in 2004 and 2005.

THE LAST TIME AGAINST VIRGINIA

• In the last meeting between the two programs, No. 25/20 Virginia kicked a 19-yard field goal as time expired to defeat Syracuse by the score of 27-24 in front of 40,027 fans at the Carrier Dome on Sept. 17, 2005. The game marked the Orange's 25th anniversary celebration of the Dome, which opened on Sept. 20, 1980.

• Quarterback Perry Patterson finished the day 17-of-26 for 172 yards passing and a touchdown. His 17 completions moved him into ninth all-time at SU with 210 completions. Patterson would go on to complete 456 passes, which ranks fourth in program history.

• Current Syracuse special teams quality control coach Steve Gregory recorded an interception on the day. Gregory ranks third in Syracuse history in career passes defended (40) and pass breakups (34).

SYRACUSE-VIRGINIA CONNECTIONS

• SU junior running back George Morris and Virginia redshirt freshman cornerback Darius Lattimore both attended Central Gwinnett High School in Lawrenceville, Ga.

• Both Syracuse and Virginia feature one player from the opposition's home state. SU sophomore guard Jon Burton hails from Spotsylvania, Va., while UVA junior guard Sean Karl is from Manassas, N.Y.

AGAINST FOES FROM VIRGINIA

• Syracuse owns a 17-11 overall record against opposition from the state of Virginia. In program history, the Orange has taken on Richmond, Virginia, Virginia Tech, and William & Mary.

• Syracuse and Virginia Tech met every season from 1992-2003 as members of the BIG EAST Conference. Following the Hokies' departure to the Atlantic Coast Conference, the Orange have traveled to the state of Virginia once. Syracuse played Virginia on the road in 2004, marking the team's last game played in the Old Dominion State.

A WIN AGAINST VIRGINIA WOULD

• Be Syracuse's 701st all-time victory, the 18th-most victories among FBS programs.

• Give Syracuse a 3-2 edge against Virginia in the all-time series. In addition, it would mark Syracuse's first win against the Cavaliers since the 1977 campaign.

• Be Syracuse's first victory in the state of Virginia since the 2001 season. The Orange last won in Virginia on Oct. 27, 2001 when it knocked off No. 5/4 Virginia Tech in Blacksburg, Va.

• Give the Orange its first victory against a member of the Coastal Division as a member of the Atlantic Coast Conference. In its first year as league member, SU lost to Georgia Tech and Pittsburgh. Last year, the club lost to Duke and Pittsburgh.

CONFERENCE ROAD OPENER

• Saturday's game against Virginia marks Syracuse's first Atlantic Coast Conference contest away from the friendly confines of the Carrier Dome. As a member of the ACC, Syracuse has won both of its road conference openers.

• Last season, Syracuse scored 30 unanswered points and defeated Wake Forest, 30-7, in its first road conference game of the season on Oct. 18, 2014. AJ Long threw for 171 yards and rushed for a touchdown to become the first SU true freshman quarterback to lead the Orange to victory in his first game as a starter.

• In its inaugural ACC campaign, the Orange scored two late touchdowns to pull away from NC State, defeating the Wolfpack 24-10 in front of 56,639 at Carter-Finley Stadium on Oct. 11, 2013. The victory marked the team's first conference win as a member of the ACC. Syracuse rushed for a season-high 362 yards in the contest and averaged 9.1 yards per rush.

LACROSSE KINGS

• Syracuse and Virginia may have only met four times prior to Saturday's meeting in football, but have a storied series history in men's lacrosse. The two schools have met 31 times, with the Cavaliers owning a slight edge in the series, 16-15.

• The two programs have combined for 16 national championships in men's lacrosse and 26 NCAA Tournament championship game appearances. The Orange last won in 2009, while the Cavaliers took home the top prize last in 2011.

VIRGINIA AT A GLANCE

2015 Schedule

Sept. 5	at UCLA	L, 34-16
Sept. 12	vs. Notre Dame	L, 34-27
Sept. 19	vs. William & Mary	W, 35-29
Sept. 25	vs. Boise State	L, 56-14
Oct. 10	at Pittsburgh	L, 26-19
Oct. 17	vs. Syracuse	3:30 p.m.
Oct. 24	at North Carolina	3:30 p.m.
Oct. 31	vs. Georgia Tech	TBA
Nov. 7	at Miami	TBA
Nov. 14	at Louisville	TBA
Nov. 21	vs. Duke	TBA
Nov. 28	vs. Virginia Tech	TBA

2015 Statistical Leaders

Rushing	Att.	Yds.	Avg.	TD	Lg.
T. Mizzell	53	196	3.7	0	36
A. Reid	31	152	4.9	1	71

Passing	C-A	Int.	Pct.	Yds.	TD
M. Johns	93-154	7	.604	1198	9
C. Brewer	4-8	1	.500	34	0

Receiving	No.	Yds.	Avg.	TD	Lg.
C. Severin	26	348	13.4	2	38
T. Mizzell	25	340	13.6	3	80

Defense	U-A	Total	TFL	Sacks
M. Kiser	34-16	50	8.0	4.5
Q. Blanding	25-11	36	1.0	0.0



Record: 1-4, 0-1 ACC

Home: 1-2; Away: 0-2; Neutral: 0-0

• Virginia has dropped its past two contests after winning its first game of the year against William & Mary on Sept. 19. In its last game, the Cavaliers lost to Pittsburgh, 26-19, in its Atlantic Coast Conference opener.

• Virginia possesses one of the top passing offenses in the league. Following five contests, the Cavaliers average 246.4 yards through the air per game. The team ranks fourth in the ACC and 46th in the country in passing offense.

• Junior quarterback Matt Johns has started all five games for Virginia in 2015. Johns ranks second in the ACC and 37th nationally in passing yards per game, averaging 239.8 yards per contest through the air.

• Senior wide receiver Canaan Severin is the Cavaliers' top threat on the outside. Severin has hauled in 26 passes for 348 yards. He ranks third in the conference in receiving yards and fourth in receiving yards per game (69.6) and receptions per game (5.2).

• Sophomore linebacker Micah Kiser has been all over the field in 2015. Kiser leads the ACC in solo tackles (6.8) and total tackles (10.0) and ranks second in the league in sacks (0.90).



/CUSEFOOTBALL



@CUSEFOOTBALL



@CUSEFOOTBALL

COMPLETE BACKS

• It's no secret that Syracuse offensive coordinator Tim Lester likes to spread the ball around. That's especially true in the passing game where the Orange's running backs and hybrids accounted for 10 of the Orange's 21 receptions in the team's 45-24 loss at USF on Oct. 10.

• Ervin Philips (5), Jordan Fredericks (2), Ben Lewis (2), and Dontae Strickland (1) all made catches against the Bulls, as quarterback Eric Dungey completed a career-high 21 passes. The quartet combined for 146 receiving yards, 62.9 percent of the team's total (232).

• Philips, who missed three games with a knee injury, was back in the lineup for the first time since the opener against Rhode Island. His five receptions against the Bulls matched Steve Ishmael for team-high honors. Philips also paced the SU receiving corps with a career-best 75 yards in the contest.

• Fredericks, the 2014 Gatorade Player of the Year in New York, became a safety valve for Dungey in the third quarter. Dungey threw back across the grain to Fredericks, who dodged two would-be tacklers and spun around another, before bursting into the end zone.

• Saturday wasn't the only time the Orange hybrid backs and running backs have made plays through the air. For the season, Philips and Strickland are both tied for the team lead with two touchdown receptions, and Lewis is the Orange's second-leading receiver with 10 catches.

BIG PLAYS THROUGH THE AIR

• Through five games, Syracuse has shown the ability to pick up yards in bunches through the air. Currently, the Orange ranks second in the Atlantic Coast Conference and 30th in the nation in passing yards per completion, averaging 13.36 yards per completion. Thus far, Syracuse has collected 11 passes of 20 yards or more in 2015, six of which have gone for touchdowns.

• Freshman quarterback Eric Dungey has shown the knack for the big play in just four games. Nine of his 42 career completions have gone for more than 20 yards. He currently ranks second in the ACC and fifth nationally in yards per completion, averaging 15.71 yards per completion.

Longest Pass-Plays in Syracuse History

Rk.	Name, Opponent, Date	Yds
1.	D. McNabb to M. Harrison, West Virginia, 10/21/95	96
2.	D. McNabb to Q. Spotwood, East Carolina, 10/4/97	94
3.	E. Dungey to B. Estime, Wake Forest, 9/12/15	89
4.	G. Schwedes to E. Davis, Texas, 1/1/59	87
	R. Anderson to J. Riddle, 9/14/02	87

• Statistically speaking, the biggest play of the year, thus far, came against Wake Forest on Sept. 12. On its own 11-yard line, Dungey chucked an 89-yard bomb to junior wide receiver Brisly Estime for a touchdown. It marked the third-longest pass-play in Syracuse history.

SMOOTH TRANSITION

• 15 true freshmen saw the field in Syracuse's 2015 season opener against Rhode Island on Sept. 4. Steven Clark, Cody Conway, Eric Dungey, Amir Ealey, Daivon Ellison, Jordan Fredericks, Anthony Giudice, Jacob Hill, Matt Keller, Kyle Kleinberg, Tyrone Perkins, Qadir Sheppard, Dontae Strickland, Keilan Whitner, and Kenterius Womack all made their collegiate debuts against the Rams.

• This group of players had a large impact in their first glimpse of collegiate football. SU's true freshmen accounted for 359 yards of total offense, 84 percent of the team's total.

• In addition, true freshmen tallied 12 of the Orange's 47 points on the night. Fredericks and Strickland both scored rushing touchdowns against Rhode Island. On the year, true freshmen have accounted for 30 of the team's 107 points, 28 percent of the team's total.

• In total, 21 freshmen, including redshirt, made their collegiate debuts in the season opener. SU ranked fourth nationally with 21 freshmen making their debuts in the opening week of the 2015 season. Clemson led the country with 27 freshmen making their debut.

WINNING THE TURNOVER BATTLE

• The Orange has been in control of the turnover battle in 2015. After five games, Syracuse has committed six turnovers and recorded 10 takeaways. The squad currently ranks fifth in the Atlantic Coast Conference and 29th in the nation in turnover margin, with a 0.80 average turnover margin.

• Syracuse has done a tremendous job holding onto the ball during the 2015 campaign. The Orange lost its first fumble of the year at USF on Oct. 10. It marked the first time SU lost a fumble since Nov. 22, 2014 at Pittsburgh.

• Under head coach Scott Shafer, Syracuse has only lost 11 fumbles. The squad has ranked in the top-20 nationally in fumbles lost every season since Shafer took over the reins of the program in 2013.

• On the defensive end, Syracuse has collected five fumble recoveries and five interceptions on the year. Its 10 turnovers gained is the 46th best mark in the country. Syracuse ranks 23rd nationally in fumbles recoveries and 54th in interceptions, as well.

Most True Freshmen to Play in 2015

Rk.	School	Players
1.	Georgia	19
2.	Army West Point	17
	Tennessee	17
4.	Syracuse	15
	Texas	15
	USC	15
	Wyoming	15

Fumbles Lost Under Scott Shafer

Year	Fumbles Lost	NCAA Rk.
2015	2	19
2014	4	4
2013	5	7

NATIONAL RANKINGS

AP Poll

Week 7

1.	Ohio State
2.	Baylor
3.	TCU
4.	Utah
5.	Clemson
6.	LSU
7.	Michigan State
8.	Florida
9.	Texas A&M
10.	Alabama
11.	Florida State
12.	Michigan
13.	Ole Miss
14.	Notre Dame
15.	Stanford
16.	Oklahoma State
17.	Iowa
18.	UCLA
19.	Oklahoma
20.	Northwestern
21.	Boise State
22.	Toledo
23.	California
24.	Houston
25.	Duke

Opponents receiving votes:

Coaches' Poll

Week 7

1.	Ohio State
2.	Baylor
3.	TCU
4.	Michigan State
5.	LSU
6.	Clemson
7.	Utah
8.	Florida State
9.	Alabama
10.	Texas A&M
11.	Michigan
12.	Ole Miss
13.	Notre Dame
14.	Michigan
15.	Oklahoma State
16.	Stanford
17.	Iowa
18.	UCLA
19.	Oklahoma
20.	Boise State
21.	Northwestern
22.	Memphis
23.	California
24.	Duke
25.	Toledo

Opponents receiving votes:

AROUND THE ACC

2015 Standings

Atlantic Division				Overall			
Team	W	L	Pct.	W	L	Pct.	
Florida State	3	0	1.000	5	0	1.000	
Clemson	2	0	1.000	5	0	1.000	
Syracuse	1	0	1.000	3	2	.600	
Louisville	1	1	.500	2	3	.400	
Wake Forest	1	2	.000	3	3	.500	
NC State	0	2	.000	4	2	.667	
Boston College	0	3	.000	3	3	.500	

Coastal Division				Overall			
Team	W	L	Pct.	W	L	Pct.	
Duke	2	0	1.000	5	1	.833	
Pittsburgh	2	0	1.000	4	1	.800	
North Carolina	1	0	1.000	4	1	.800	
Virginia Tech	1	1	.500	3	3	.500	
Miami	0	1	.000	3	2	.600	
Virginia	0	1	.000	1	4	.200	
Georgia Tech	0	3	.000	2	4	.333	

Upcoming Schedule

Saturday, Oct. 17

Louisville at Florida State	12:00 p.m.
Pittsburgh at Georgia Tech	12:30 p.m.
Virginia Tech at Miami	3:30 p.m.
Syracuse at Virginia	3:30 p.m.
Boston College at Clemson	7:00 p.m.
Wake Forest at North Carolina	7:00 p.m.

BE ON THE LOOKOUT FOR

#84 Ben Lewis, HB, 6-2, 213, Jr.


• Junior Ben Lewis made the transition from wide receiver to hybrid back prior to the start of the 2015 campaign. Lewis has proven to be valuable weapon in his new role in offensive coordinator Tim Lester's offense.

• Currently, Lewis ranks second on the club in receptions, hauling in 10 catches for 89 yards on the season. In addition, the junior hybrid back is one of seven Syracuse players with a touchdown reception on the year. Lewis has also carried the ball five times for 12 yards.

• In the team's latest home game against LSU on Sept. 26, Lewis was one reception shy of matching his career-high with five catches for 33 yards. He also caught a 2-yard touchdown pass from sophomore quarterback Zack Mahoney, his third score of his collegiate career.

• The Middletown, Md. native showed off his running skills in the Orange's ACC opener against Wake Forest on Sept. 12. Lewis took an option pitch from freshman quarterback Eric Dungey on the first drive of the game. He ran for 17 yards on the play, his longest run of his SU career.

• Lewis has 35 receptions for 371 yards and two touchdown in his collegiate career. He ranks third on the club in career receptions, receiving yards, and receiving touchdowns.



/CUSEFOOTBALL



@CUSEFOOTBALL



@CUSEFOOTBALL

STAT RANKINGS

Team		
Category (Value)	NCAA	ACC
3rd Down Conversion Pct (.382)	74	10
3rd Down Conversion Pct Defense (.359)	55	11
4th Down Conversion Pct (.857)	9	1
4th Down Conversion Pct Defense (1.000)	125	14
Blocked Kicks Allowed (1)	56	8
Blocked Punts Allowed (1)	92	11
Completion Percentage (.537)	103	12
Defensive TDs (2)	12	1
Fewest Penalties (23)	7	2
Fewest Penalties Per Game (4.60)	13	3
Fewest Penalty Yards (226)	21	4
Fewest Penalty Yards Per Game (45.20)	27	5
First Downs Defense (98)	33	9
First Downs Offense (92)	115	12
Fumbles Lost (2)	19	4
Fumbles Recovered (5)	23	3
Kickoff Return Defense (21.67)	73	10
Kickoff Returns (21.15)	71	10
Net Punting (40.40)	25	3
Passes Had Intercepted (4)	40	7
Passes Intercepted (5)	54	6
Passing Offense (176.4)	106	11
Passing Yards Allowed (255.8)	97	13
Passing Yards Per Completion (13.36)	30	2
Punt Return Defense (18.25)	121	13
Punt Returns (18.38)	13	2
Red Zone Defense (.882)	96	11
Red Zone Offense (.938)	15	1
Rushing Defense (137.8)	44	7
Rushing Offense (165.2)	75	9
Sacks Allowed (1.40)	43	6
Scoring Defense (24.6)	61	12
Scoring Offense (31.0)	57	8
Tackles for a Loss Allowed (6.40)	77	8
Team Passing Efficiency (136.90)	53	8
Team Passing Efficiency Defense (141.06)	99	13
Team Sacks (2.60)	33	3
Team Tackles for a Loss (7.8)	20	4
Time of Possession (29:53)	71	11
Total Defense (393.6)	67	13
Total Offense (341.6)	108	12
Turnover Margin (0.80)	29	5
Turnovers Gained (10)	46	6
Turnovers Lost (6)	23	5
Winning Percentage (.600)	52	7
Individual (Top 50 Nationally)		
Category (Value)	NCAA	ACC
Luke Arciniega		
Sacks (0.80)	33	4
Parris Bennett		
Fumbles Recovered (1)	40	4
Antwan Cordy		
Fumbles Recovered (1)	40	4
Tackles for a Loss (1.4)	34	6
Riley Dixon		
Punting (45.2)	16	4
Eric Dungey		
Passing Efficiency (169.3)	9	1
Passing Yards Per Completion (15.71)	5	2
Points Responsible For Per Game (13.5)	32	3
Yards Per Pass Attempt (9.43)	10	1
Brisly Estime		
All Purpose (142.80)	25	2
Combined Kick Returns (500)	5	1
Punt Return TDs (1)	2	1
Punt Returns (21.1)	3	1
Marquez Hodge		
Fumbles Recovered (1)	40	4
Cole Murphy		
Field Goal Percentage (.778)	44	4
Field Goals Per Game (1.40)	34	5
Kayton Samuels		
Fumbles Recovered (1)	40	4
Dontae Strickland		
Fumbles Recovered (1)	40	4
Ron Thompson		
Forced Fumbles (0.60)	4	1
Sacks (1.00)	11	1
Corey Winfield		
Interceptions (0.4)	39	5

LIMITING THE FLAGS

Syracuse has preached that it will attempt to control the controllable. The Orange has certainly done this when it comes to penalties during the 2015 season.

Currently, Syracuse ranks second in the ACC and seventh nationally in fewest penalties (23). The team has only been assessed 226 penalty yards, which ranks fourth in the conference and 21st in the nation. In addition, the Orange averages 45.20 penalty yards per game, which ranks fifth in the league and 27th in the country.

STOPPING THE RUN

Through five contests, Syracuse has allowed opponents to run for 137.8 yards per contest, which ranks seventh in the ACC and 44th nationally. Boston College leads the country in rushing defense, allowing 41.7 rushing yards per game.

In each of the first three games of the 2015 season, the Syracuse rushing defense kept the opposition under wraps. Each of its first three opponents were held to less than 100 rushing yards.

Since Scott Shafer took over as the head coach of the Orange program the SU run defense has been spectacular. Only seven opposing running backs have run for more than 100 yards against Syracuse. 2014 Walter Payton Award John Robertson became the first player to do so against the Orange under Shafer, becoming the first to do so in 14 tries.

DEFENSE INTO OFFENSE

In two of its first five games, the Syracuse defense has been able to contribute points. Sophomore cornerback Corey Winfield had a "pick six" in the season opener, while senior defensive end Donnie Simmons brought one back against Wake Forest on Sept. 12. SU currently leads the Atlantic Coast Conference and ranks 12th in the country with two defensive touchdowns.

For the first time since the 1966 season, Syracuse returned an interception for a touchdown in back-to-back games. David Casmay and Terrell Roe returned picks for scores at Holy Cross on Oct. 22, 1966. The following week, Thomas George returned an interception for a touchdown against Pittsburgh.

2014-15 Syracuse Defensive Touchdowns

Name, Play, Opponent, Date

D. Simmons, 41-yd. INT return, Wake Forest, 9/12/15
C. Winfield, 24-yd. INT return, Rhode Island, 9/4/15
M. Robinson, 51-yd. fumble return, Wake Forest, 10/18/14
R. Welsh, 42-yd. INT return, Wake Forest, 10/18/14
D. Eskridge, 29-yd. INT return, Notre Dame, 9/27/14
M. Hodge, 36-yd. fumble return, Central Michigan, 9/13/14

Syracuse has had six defensive touchdowns in its past 16 contests. In fact, SU has had three more defensive touchdowns the past two seasons than it had in Scott Shafer's first five years on the Orange coaching staff from 2009-13.

HISTORIC START

For the first time since 1991, Syracuse began its season by winning its first three contests. The 2015 Orange became the fifth SU team in the last 50 years to start off the year with a perfect 3-0 overall record. In addition, the 2015 squad became the 33rd team in the program's 126-year history to win its first three games of the year.

SU opened the year with a 47-0 victory against Rhode Island, its first shutout in a season opener since 1997. In its second contest, Syracuse defeated Wake Forest, 30-17, behind two second-half touchdowns from freshman quarterback Eric Dungey. The Orange beat Central Michigan, 30-27, in overtime to clinch the 3-0 start.

The last time Syracuse began a season with three consecutive victories was the 1991 season. No player on the 2015 Orange roster was born at this time. Head coach Scott Shafer was in his first year as a graduate assistant at Indiana in 1991.

SCORING ON ALL FRONTS

Syracuse was firing on all cylinders in its first game of the 2015 season. The Orange completed a rare feat on Sept. 4 against Rhode Island scoring touchdowns on offense, defense, and special teams. It marked the first time the team had done so since 2004.

Sophomore hybrid back Ervin Philips, freshman running back Jordan Fredericks, and freshman running back Dontae Strickland all recorded touchdowns on offense against the Rams. Sophomore cornerback Corey Winfield got the scoring started by returning an interception 24 yards for the score in the first quarter. On special teams, junior wide receiver Brisly Estime closed the first half by returning a punt 74 yards for a touchdown.

RHODE BLOCK

In its season opening victory against Rhode Island, the Syracuse defense put together a dominating effort. URI was held to two first downs, four yards rushing, and 64 total yards on offense. In addition, SU pitched a shutout, its first opening-day shutout since 1997 against Wisconsin and its 43rd shutout in a season opener.

URI only mustered two first downs, matching the Syracuse record for the fewest first downs allowed in a single contest. The 1959 national championship team only allowed two first downs to Maryland, as well. In addition, URI did not make it across midfield on the Orange. The Rams returned the opening kickoff to their own 47-yard line, but that would be the closest they got to Orange territory all game.

The 64 total yards on offense was the fewest yards allowed by a Syracuse defense in more than 40 years. SU held West Virginia to 61 yards of offense in 1967.

CHARTING THE ORANGE

Consecutive Games Played with a Reception

Name, Position	Streak	2015 Rec.	Career Rec.	Streak Started
Ervin Philips, HB	5	7	21	11/8/14
Brisly Estime, WR	5	8	46	9/4/15
Steve Ishmael, WR	5	14	41	9/4/15
Dontae Strickland, HB	4	4	4	9/12/15
Ben Lewis, HB	3	10	35	9/19/15
Josh Parris, TE	3	8	30	9/12/15
Sean Avant, WR	1	3	6	10/10/15
Jordan Fredericks, RB	1	1	1	10/10/15

100-Yard Rushing Games

Name, Position	2012	2013	2014	2015	Career
Jordan Fredericks, RB	-	-	-	1	1
Terrell Hunt, QB	0	0	1	0	1
Devante McFarlane, RB	-	0	1	0	1

300-Yard Passing Games

Name, Position	2012	2013	2014	2015	Career
AJ Long, QB	-	-	1	-	1



/CUSEFOOTBALL



@CUSEFOOTBALL



@CUSEFOOTBALL

RIGHT WHERE HE LEFT OFF

• Sophomore wide receiver Steve Ishmael has picked up right where he left off last season. Ishmael leads Syracuse with 14 receptions and 218 receiving yards on the year. He also has hauled in two touchdowns in 2015.

• In the squad's last contest, Ishmael hauled in a team-best five receptions for 40 yards and one score at USF on Oct. 10. The sophomore wide receiver was one reception shy of matching his personal-best.

• Last season as a true freshman, Ishmael ranked second on the team in receptions and receiving yards, hauling in 27 catches for 415 yards. He led the club in receiving touchdowns, catching three touchdown passes in 2014.

• Ishmael's 415 receiving yards is the third-best total for a freshman in school history. In addition, his 27 receptions ranks fourth by a Syracuse freshman. Only Shelby Hill and Mike Williams had more yards, while Hill, Alec Lemon, and Brisly Estime had more catches.

ESTIME EMERGES

• Junior wide receiver Brisly Estime has been one of the Orange's top all-around threats on offense in 2015. Estime ranks second in the Atlantic Coast Conference and 25th nationally in all-purpose yards (142.80). He also ranks second on the club in receiving yards (197) and ranks third in receptions (8).

• Freshman quarterback Eric Dungey and Estime connected for one of the longest passes in Syracuse history against Wake Forest. Estime hauled in an 89-yard bomb from Dungey for the third-longest pass-play in SU history. It marked Estime's third touchdown reception of his career.

• Estime showed much promise as a true freshman in 2013, but suffered an injury-plagued season last year. In 2013, Estime hauled in 28 passes for 257 yards and one touchdown. His 28 receptions as a freshman ranks third in school history behind Shelby Hill (33) and Alec Lemon (29).

AIRING IT OUT

• Syracuse suffered its first loss of the season against No. 8/9 LSU, 34-24, on Sept. 26. The Orange was able to remain in the contest against the nationally-ranked Tigers due to its successful passing game.

• Sophomore quarterback Zack Mahoney tossed three touchdown passes against LSU, all coming in the second half. It marked the most touchdowns thrown by a Syracuse quarterback since Terrel Hunt tossed four touchdown passes against Tulane in 2013. In addition, it marked the first time the Tigers allowed three scores in the air since No. 1 Alabama did so two seasons ago.

SU 3-TD Performances against Top-10 Foes

Year	Name, Opponent	Stats
2015	Z. Mahoney, #8/9 LSU	16-38-1, 154 yds, 3 TD
2012	R. Nassib, #11/10 Louisville	15-23-0, 246 yds, 3 TD
1987	D. McPherson, #10/10 Penn State	15-20-0, 336 yds, 3 TD

• Mahoney's day will go down in the Syracuse record books. The LaGrange, Ill. product became the third quarterback in SU history to toss three touchdown passes against a top-10 foe. In addition, he became the first Orange signal-caller to throw for three scores in one half against a top-10 opponent.

SOLID FIRST IMPRESSION

• Freshman running back Jordan Fredericks has made his name known through five games this season. Fredericks currently leads the Orange with 236 rushing yards on the 2015 campaign.

• Fredericks recorded his first reception of his collegiate career in style on Oct. 10 at USF. Freshman quarterback Eric Dungey found his classmate, dumping the ball to him in the flat in third quarter. Fredericks broke one tackle, spun away from another defender, and scampered 30 yards for the score.

• Against Central Michigan on Sept. 19, Fredericks recorded the game-winning touchdown to help the Orange to a perfect 3-0 overall record. The freshman running back collected an option toss from sophomore quarterback Zack Mahoney and plunged into the endzone to seal the win against the Chippewas.

• In his first game of his collegiate career on Sept. 4 against Rhode Island, Fredericks ran the ball 14 times for 103 yards and a touchdown, becoming the first true freshman to rush for 100 yards in a season opener in program history.

Syracuse Running Back Debut Comparison

Year	Name, Opponent	Stats
2015	J. Fredericks, Rhode Island	14 att., 103 yds, 1 TD
1978	J. Morris, Florida State	2 att., 1 yds, 0 TD
1965	L. Csonka, Maryland	7 att., 27 yds, 0 TD
1964	F. Little, Boston College	17 att., 82 yds, 0 TD
1959	E. Davis, Kansas	10 att., 30 yds, 0 TD
1954	J. Brown, Villanova	7 att., 40 yds, 0 TD

• In addition, Fredericks and classmate Dontae Strickland became the first Syracuse true freshmen to score rushing touchdowns in a season opener since Damien Rhodes tallied a rushing touchdown in the 2002 season opener against BYU.

GUESS WHO'S BACK

• Syracuse's 2015 season opener served as the unveiling of the hybrid back position in the SU offense. Sophomore Ervin Philips stepped into the role, registering two catches for a team-best 41 yards and two touchdown receptions.

• Philips, who missed three games with a knee injury, was back in the lineup at USF on Oct. 10 for the first time since the opener against Rhode Island. His five receptions against the Bulls matched Steve Ishmael for team-high honors. Philips also paced the SU receiving corps with a career-best 75 yards in the contest.

• Philips prepped at West Haven High School, where he ran for a school-record 4,596 yards in his career. Only six miles down the road, Syracuse legend Floyd Little earned his stripes at James Hillhouse High School in New Haven, Conn.

EXPERIENCE UP FRONT

• There were certainly many injuries across the SU offensive line in 2014. With that came opportunities for many new faces to see playing time and the Orange should be reaping the benefits come this season.

• The experience clearly paid dividends for the offensive line in the first game of the 2015 season. Syracuse ran behind its experienced line for 312 yards against Rhode Island. It marked the first time since the 2014 Maryland contest the team had run for at least 300 yards.

ACTIVE OFFENSIVE LEADERS

Pass Completions	
Terrel Hunt.....	250
AJ Long.....	89
Eric Dungey.....	42

Passing Yards	
Terrel Hunt.....	2,621
AJ Long.....	935
Eric Dungey.....	660

Passing Touchdowns	
Terrel Hunt.....	11
Eric Dungey.....	7
AJ Long.....	4

Rushing Attempts	
Terrel Hunt.....	159
George Morris.....	145
Devante McFarlane.....	97

Rushing Yards	
Terrel Hunt.....	794
George Morris.....	593
Devante McFarlane.....	531

Rushing Touchdowns	
Terrel Hunt.....	13
Three players.....	2

Receptions	
Brisly Estime.....	46
Steve Ishmael.....	41
Ben Lewis.....	35

Receiving Yards	
Steve Ishmael.....	633
Brisly Estime.....	594
Ben Lewis.....	371

Receiving Touchdowns	
Steve Ishmael.....	5
Brisly Estime.....	4
Five players.....	2

GOAL-TO-GO OFFENSE

Goal-to-Go Situations.....	10
Scores.....	10
Total Points.....	51
Touchdowns.....	7
Field Goals.....	3
Fumbles.....	0
Interceptions.....	0
Missed Field Goals.....	0
Turnover on Downs.....	0
End of Half/Game.....	0
Ran Out Clock.....	0

GAME-BY-GAME NOTABLES

Opponent	Coin Toss	Kickoff/Receive	SU 1st Possession	Game Time (EST)	Game Length	Jersey/Pants	Helmet	Attendance	Result
Rhode Island	Lost	Kickoff	Interception	7:00 p.m.	2:58	Blue/orange	Orange	30,112	W, 47-0
Wake Forest	Lost	Receive	Field Goal	12:30 p.m.	3:19	Orange/orange	Orange	26,670	W, 30-17
Central Michigan	Won	Kickoff	Punt	12:30 p.m.	3:30	Blue/orange	Orange	27,949	W, 30-27 (OT)
LSU	Lost	Receive	Punt	12:00 p.m.	3:43	Blue/orange	Orange	43,101	L, 34-24
at USF	Lost	Receive	Punt	3:30 p.m.	3:30	Orange/orange	Orange	27,235	L, 45-24
at Virginia	-	-	-	3:30 p.m.	-	-	-	-	-
Pittsburgh	-	-	-	12:00 p.m.	-	-	-	-	-
at Florida State	-	-	-	-	-	-	-	-	-
at Louisville	-	-	-	-	-	-	-	-	-
Clemson	-	-	-	-	-	-	-	-	-
at NC State	-	-	-	-	-	-	-	-	-
Boston College	-	-	-	-	-	-	-	-	-



ACTIVE DEFENSIVE LEADERS

Tackles

Marquez Hodge	76
Zaire Franklin	71
Ron Thompson	65

Tackles for a Loss

Ron Thompson	17.5
Luke Arciniega	8.0
Zaire Franklin	8.0

Sacks

Ron Thompson	10.0
Luke Arciniega	6.0
Two players	3.0

Interceptions

Julian Whigham	4
Corey Winfield	2
Five players	1

Quarterback Hurries

Ron Thompson	10
Donnie Simmons	3
Two players	2

Pass Breakups

Julian Whigham	8
Ron Thompson	7
Two players	2

Passes Defended

Julian Whigham	12
Ron Thompson	7
Corey Winfield	4

Forced Fumbles

Ron Thompson	5
Five players	1

Fumble Recoveries

Marquez Hodge	2
Nine players	1

IN THE BACKFIELD

• The Syracuse defense has maintained a constant presence in opposing backfields through the first five games of the 2015 season. Currently, Syracuse ranks fourth in the Atlantic Coast Conference and 20th nationally in tackles for a loss (7.8 per game). In addition, SU ranks third in the ACC and 33rd in the country in sacks (2.60 per contest).

• Against Central Michigan on Sept. 19, Syracuse recorded four sacks and 11 tackles for a loss. It marked the second straight game the Orange recorded four sacks. Junior defensive ends Luke Arciniega and Ron Thompson each had 2.0 sacks on the day.

• Currently, Thompson leads the club with 5.0 sacks. Sophomore safety Antwan Cordy paces the team in tackles for a loss with 7.0 tackles for a loss in 2015.

THOMPSON'S TIME

• After starting all 12 games at defensive tackle in 2014, junior Ron Thompson made the switch to defensive end heading into this season. Thompson has excelled on the outside in 2015. Currently, he leads the Atlantic Coast Conference and ranks 11th nationally in sacks per game (1.00).

ACC Sack Leaders

Rk.	Name, School	Avg.
1.	R. Thompson, Syracuse	1.00
2.	K. Dodd, Clemson	0.90
	M. Kiser, Virginia	0.90
4.	L. Arciniega, Syracuse	0.80
	M. Galambos, Pittsburgh	0.80
	S. Rankins, Louisville	0.80

• Thompson played sparingly in the season opener against Rhode Island on Sept. 4. Since then, the junior defensive end has been on his game, recording at least one sack in each of the last four contests.

• Against Central Michigan on Sept. 19, Thompson recorded five tackles, 3.0 tackle for a loss, and 2.0 sacks. He also forced two fumbles against the Chippewas, becoming the first SU player to force more than one fumble in a single contest since current New England Patriot Chandler Jones in 2011.

• Heading into the 2015 campaign, Thompson earned much preseason recognition. He earned Preseason All-Atlantic Coast Conference Fourth Team honors from both *Athlon Sports* and *Phil Steele*.

SOPHOMORE LEADER

• Sophomore linebacker Zaire Franklin is the man in the middle for the Syracuse defense in 2015, earning the nod at starting middle linebacker after playing in all 12 games in 2014.

• Franklin ranks second on the Syracuse defense with 27 tackles on the year, thus far. He has 3.0 tackles for a loss, which ranks fourth on the club, and has accumulated one sack. In the first game of the season, Franklin paced the Orange with a team-best six tackles against Rhode Island on Sept. 4.

• Franklin was selected as one of the four team captains for the 2015 season, becoming the fourth sophomore captain in Syracuse history. Franklin joins Robert Adams (1894), College Football Hall of Famer Joe Alexander (1918), and Angelo Accolla (1945) as the only sophomores in SU history to be named a captain.

• Franklin was called on to start the final three games for the Orange last season and did not disappoint. The Philadelphia native recorded 22 tackles in that time, including a team-best 10 stops at Pittsburgh. In all, Franklin recorded 44 tackles on the year, which leads all Syracuse returning defensive players.

BENNETT BRINGS IT

• Sophomore linebacker Parris Bennett is one of the many first-time starters on the Syracuse defense, but that is not apparent on the field. Bennett currently leads the club with 28 tackles on the year. He also has registered an interception and fumble recovery on the 2015 campaign.

• In two of the last four games, Bennett has paced the Orange in tackles. Against Wake Forest on Sept. 12, Bennett recorded eight tackles against the Demon Deacons. He tallied a personal-best 10 stops against Central Michigan on Sept. 19.

CORDY BREAKS THROUGH

• Sophomore safety Antwan Cordy has certainly made his presence felt in only his second season as a member of the Syracuse football program. Currently, Cordy ranks third on the squad in total tackles, accumulating 20 stops on the 2015 campaign. He leads all Syracuse defensive backs in tackles, as well.

• Cordy has been a constant threat in opposing backfields this year. The Homestead, Fla. product leads the team in tackles for a loss, recording 7.0 tackles for a loss of 35 yards. In addition, he has also registered 2.0 sacks on the season.

• In the team's last game, Cordy recorded a personal-best eight tackles against LSU on Sept. 26. The sophomore safety made six solo stops and matched his career-high with 2.5 tackles for a loss against the nationally-ranked Tigers.

• Cordy has been nicknamed "Giant" by his Syracuse coaches and fellow teammates. Defensive backs coach Fred Reed has stated that he owns this nickname because he is one of the toughest players on the club and owns one of the biggest hearts.

EYE FOR THE BALL

• Sophomore cornerback Corey Winfield has thrived in his first season as a starter for the Orange defense. Currently, Winfield ranks fifth in the Atlantic Coast Conference and 39th nationally with 0.4 interceptions per contest.

• Winfield intercepted a pass and returned it 24 yards for the score in the season opener against Rhode Island on Sept. 4. It marked the first time a Syracuse player had returned an interception for a touchdown since Robert Welsh did so at Wake Forest in 2014.

• The St. Louis native sealed the Orange's victory against Wake Forest on Sept. 12 with an interception with 28 seconds left in the contest. In the process, Winfield became the first SU player to record an interception in consecutive games since Durrell Eskridge did so during the 2013 season.

BALL HAWK

• Senior cornerback Julian Whigham will look to cap his career off right with a successful senior season in 2015. Whigham is the Orange's most experienced defensive back with 16 career starts to his name.

• Whigham leads the team with three pass breakups on the 2015 campaign. Against Wake Forest on Sept. 12, he broke up two passes and tallied a personal-best seven tackles against the Demon Deacons en route to earning ACC co-Defensive Back of the Week honors.

• The senior cornerback leads all active Syracuse players with four career interceptions and 12 passes defended in his career. He leads all current Orange players with eight career pass breakups, as well.

GOAL-TO-GO DEFENSE

Goal-to-Go Situations	8
Scores	8
Total Points	39
Touchdowns	5
Field Goals	3
Fumbles	0
Interceptions	0
Missed Field Goals	0
Turnover on Downs	0
End of Half/Game	0
Ran Out Clock	0

OPPONENT WATCH

Opponent	Date vs. SU	Overall Record (Conference)	AP Poll	Coaches' Poll	Last Game	Next Game
Rhode Island	9/4	1-4 (1-2)	-	-	W, 20-0 vs. Delaware	Richmond (10/17)
Wake Forest	9/12	3-3 (1-2)	-	-	W, 3-0 at Boston College	at RV/RV North Carolina (10/17)
Central Michigan	9/19	2-4 (1-1)	-	-	L, 41-39 at Western Michigan	Buffalo (10/17)
LSU	9/26	5-0 (3-0)	6	5	W, 45-25 vs. South Carolina	#8/11 Florida (10/17)
at USF	10/10	2-3 (0-1)	-	-	W, 45-24 vs. Syracuse	at Connecticut (10/17)
at Virginia	10/17	1-4 (0-1)	-	-	L, 26-19 at Pittsburgh	Syracuse (10/17)
Pittsburgh	10/24	4-1 (2-0)	-	-	W, 26-19 vs. Virginia	at Georgia Tech (10/17)
at Florida State	10/31	5-0 (3-0)	11	8	W, 29-24 vs. Miami	Louisville (10/17)
at Louisville	11/7	2-3 (1-1)	-	-	W, 20-13 at RV/RV NC State	at #11/8 Florida State (10/17)
Clemson	11/14	5-0 (3-0)	5	6	W, 43-24 vs. Georgia Tech	Boston College (10/17)
at NC State	11/21	4-2 (0-2)	-	-	L, 28-13 at Virginia Tech	at Wake Forest (10/24)
Boston College	11/28	3-3 (0-3)	-	-	L, 3-0 vs. Wake Forest	at #5/6 Clemson (10/17)



ESTIME RETURNS

• After an injury-filled season in 2014, junior kickoff and punt returner Brisly Estime has reminded people what he could do in 2015. Estime currently ranks third nationally in punt returns (21.1) and fifth in combined kick returns (500). In addition, he ranks second in the nation in punt return touchdowns.

NCAA Punt Return Leaders

Rk.	Name, School	Avg.
1.	C. Kirk, Texas A&M	27.1
2.	W. Likely, Maryland	22.6
3.	B. Estime, Syracuse	21.1
4.	G. Brown, Air Force	20.3
5.	R. Switzer, North Carolina	18.2

• Against LSU on Sept. 26, Estime recorded 202 return yards against the Tigers. Estime registered 158 kickoff return yards, which is tied for 10th on the Syracuse single-game list. For his efforts, he was named the ECAC Special Teams Player of the Week.

• In the season opener against Rhode Island, Estime returned a punt 74 yards for a touchdown at the end of the first half. It marked the first Syracuse punt return for a score since Marcus Clayton did so against West Virginia in 2003.

• The Delray Beach, Fla native had already shown flashes of brilliance as a return man for the Orange. His shining moment undeniably came in the 2013 Texas Bowl. Estime took a punt back 70 yards to set up the game-winning touchdown.

COMPLETE PACKAGE

• Senior punter Riley Dixon is arguably one of the top punters in the nation. Dixon currently ranks fourth in the Atlantic Coast Conference and 16th nationally in punting, averaging 45.2 yards per boot. Prior to the year, he was named to the *Athlon Sports* Preseason All-ACC Third Team. Dixon is Syracuse's only returning All-ACC honoree from a season ago.

Syracuse Career Punting Average Leaders

Rk.	Name, Yrs.	Avg.
1.	S. Reali, 1993-96	43.6
2.	R. Long, 2007-10	43.3
3.	R. Dixon, 2012-Pres.	42.6
	B. Carney, 2003-06	42.6
5.	P. O'Neil, 1990-93	41.1

• Against Central Michigan on Sept. 19, Dixon punted five times for 252 yards, an average of 50.4 yards per punt. For his efforts, he was named the Ray Guy Award Player of the Week.

• As a junior in 2014, Dixon ranked 41st

nationally and eighth in conference in punting average. The Blossvale, N.Y. native averaged 42.4 yards per kick last season. Dixon ranks third in Orange history in career punting average (42.6) and fifth in career punting yards (7,491).

NOT JUST A PUNTER

• Dixon has proved to be a valuable weapon for other than just his punting prowess. The senior punter has thrown a game-winning touchdown pass, pulled off a 42-yard rush, and converted two fake field goals for first down runs.

• In the squad's last game at USF on Oct. 10, Dixon was at it again. The senior punter lined up at his normal holder spot on a field goal attempt. Dixon took the snap and ran nine yards for the first down. The Orange later scored a touchdown on the drive.

• Against LSU on Sept. 26, Dixon lined up for a field goal attempt at the end of the first half. He took a toss from holder Ryan Norton and looked to execute the fake field goal. A Tiger defender stood in his way for the 5-yard gain, so he went up and over for the first down.

• The Syracuse punting unit was up to some trickery of its own against Notre Dame in 2014. Dixon took the punt 42 yards down the field on a fake punt against the Fighting Irish.

• Last season, Dixon was named the ACC co-Specialist of the Week after completing the eventual game-winning touchdown pass in double overtime on a fake field goal against Villanova. According to ESPN's David Hale, only two punters in the past 10 years from a Power Five conference have thrown a touchdown pass in the fourth quarter or overtime. Michigan State's Aaron Bates threw a touchdown pass in the fourth quarter in 2010.

GROZA CANDIDATE

• Sophomore kicker Cole Murphy enters his second season on campus as one of the elite kickers nationally. In July, Murphy was one of 30 kickers named to the Groza Award Watch List. The trophy is presented annually to the nation's most outstanding kicker.

• Murphy matched his personal-best with three field goals made against Wake Forest on Sept. 12. The sophomore kicker is currently 7-of-9 on field goal attempts in 2015, which ranks fourth in the Atlantic Coast Conference and 44th nationally. In addition, his average of 1.40 field goals made per game ranks fifth in the ACC and 34th in the country.

• A 2014 Groza Award semifinalist, Murphy hit 13-of-16 field goals during his freshman campaign. Murphy led Syracuse in scoring with 50 points last season, including a string of four consecutive multiple field goal games.

• In only his first season on campus, Murphy connected on .814 of his field goal attempts. Murphy's season field goal percentage ranks seventh in Syracuse single-season history.

2015 HONOR ROLL

Riley Dixon (Sr., P)

- Campbell Trophy Semifinalist (Sept. 24)
- Ray Guy Award Player of the Week (Sept. 21)
- Wuerffel Trophy Watch List (July 15)
- *Athlon Sports* Preseason All-ACC Third Team (June 8)

Brisly Estime (Jr., WR)

- ECAC Special Teams Player of the Week (Sept. 30)

Ivan Foy (Sr., OT)

- *Athlon Sports* Preseason All-ACC Fourth Team (June 8)

Jordan Fredericks (Fr., RB)

- ECAC Rookie of the Week (Sept. 9)

Eric Dungey (Fr., QB)

- ECAC Rookie of the Week (Sept. 15)
- ACC Rookie of the Week (Sept. 14)

Hernz Laguerre (Sr., LB)

- Allstate AFCA Good Works Team Nominee (July 14)

Cole Murphy (So., K)

- Groza Award Watch List (July 9)

Ron Thompson (Jr., DE)

- *Athlon Sports* Preseason All-ACC Fourth Team (June 8)
- *Phil Steele's* Preseason All-ACC Fourth Team (June 2)

Rob Trudo (Sr., C)

- Rimington Trophy Watch List (July 8)
- *Lindy's* Preseason All-ACC Third Team (June 2)

Julian Whigham (Sr., CB)

- ACC co-Defensive Back of the Week (Sept. 14)

FAMILY TIES

Syracuse Football Connections

Troy Green	Son of College Football Hall of Famer and former Orange All-American defensive tackle Tim Green (1982-85).
AJ Long	Cousin, Jarrod West, is a former wide receiver for the Orange (2011-14).
Cameron MacPherson	Grandson of College Football Hall of Famer Dick MacPherson, who coached the Orange from 1981-90. Brother, Macky (2010-13), was a three-year starter at center for Syracuse and is currently a graduate assistant at Louisiana Tech.
Tyler Provo	Brother, Nick (2008-11), is SU's career leader in receptions by a tight end.

College and Professional Football Connections

Alvin Cornelius	Cousin, Glen Pedro, played running back at Marshall from 1990-93.
Adly Enoicy	Cousin, Giovanni Bernard, played at North Carolina and is currently a running back for the Cincinnati Bengals.
Christopher Frederick	Brother, Napoleon Jr., played football at Fort Valley State.
Anthony Giudice Jr.	Father, Anthony Sr., played football at the University of Massachusetts.
Jacob Hill	Brother, John, is a senior defensive back at Princeton.
Ben Lewis	Uncle, Bill Lewis, was an All-American center at Nebraska and played in the NFL. He won two Super Bowl titles with the Washington Redskins.

College and Professional Athletics Connections

Luke Arciniega	Sister, Alex, played softball at the University of Nevada.
Eric Dungey	Cousin, Ryan Dungey, is a professional motocross racer and won the 2015 ESPY Award for Best Male Action Sports Athlete.
Donnie Foster	Father, Michael, golfed at San Jose State.
Sterling Hofrichter	Sister, Erin, was a swimmer at the University of North Florida. Brother, Jonathan, is a swimmer at the University of Tampa.
Cole Murphy	Cousin, Robert Fish, was a relief pitcher for the Atlanta Braves.
Rob Trudo	Cousin, David Jackson, previously played basketball at Penn State.
Denzel Ward	Mother, Darlene White, played basketball at Northern Illinois.

WINNINGEST FBS TEAMS

In its more than 100 years of football, Syracuse has amassed 700 victories, which is 18th on the FBS ledger of winningest programs. 11 wins were vacated by the NCAA from 2004-06. SU's win total is third among ACC teams, behind Virginia Tech and Georgia Tech.

No.	School	Wins	Next Game
1.	Michigan	920	Oct. 17
2.	Notre Dame	887	Oct. 17
3.	Texas	883	Oct. 24
4.	Nebraska	876	Oct. 17
5.	Ohio State	869	Oct. 17
6.	Alabama	855	Oct. 17
7.	Oklahoma	854	Oct. 17
	Penn State	854	Oct. 17
9.	Tennessee	814	Oct. 24
10.	USC	808	Oct. 17
11.	Georgia	779	Oct. 17
12.	LSU	766	Oct. 17
13.	Auburn	737	Oct. 15
14.	West Virginia	722	Oct. 17
15.	Virginia Tech	715	Oct. 17
16.	Georgia Tech	714	Oct. 17
17.	Texas A&M	713	Oct. 17
18.	Pittsburgh	700	Oct. 17
	Syracuse	700	Oct. 17
20.	Washington	699	Oct. 17

ON THIS DATE

- Syracuse owns an 11-7 overall record in games played on Oct. 17 in program history.
- Syracuse defeated Holy Cross, 42-6, on Oct. 17, 1959 en route to its undefeated national championship campaign. The Orange held Holy Cross to -50 yards rushing, which ranks fifth in program history.
- On Oct. 17, 1987, Syracuse knocked off No. 10/10 Penn State, 48-21. Quarterback Don McPherson went 15-for-20 passing for 336 yards and three touchdowns against the Nittany Lions. In the process, McPherson became the first Syracuse quarterback to throw for three touchdowns against a top-10 opponent. The Orange would go on to an 11-0-1 overall record that season.

ORANGE IN OVERTIME

Since the NCAA instituted its current overtime rule in 1996, Syracuse owns an 9-6 (.600) overall record in overtime. Under head coach Scott Shafer, the Orange is a perfect 2-0 in games that go beyond regulation.

Date	Opponent	Result	Score
9/19/15	Central Michigan	W	30-27 (OT)
8/29/14	Villanova	W	27-26 (2OT)
10/1/11	Rutgers	L	19-16 (2OT)
9/24/11	Toledo	W	33-30 (OT)
9/1/11	Wake Forest	W	36-29 (OT)
9/5/09	Minnesota	L	23-20 (OT)
9/30/06	Wyoming	W	40-34 (2OT)
9/9/06	Iowa	L	20-13 (2OT)
11/6/04	Pittsburgh	W	38-31 (2OT)
9/6/03	at North Carolina	W	49-47 (3OT)
11/9/02	Virginia Tech	W	50-42 (3OT)
10/7/00	Pittsburgh	W	24-17 (2OT)
11/13/99	at Rutgers	L	24-21 (OT)
8/30/97	NC State	L	32-31 (OT)

HALL OF FAME HONOREES

Syracuse is one of the most represented schools in the National Football Foundation's College Hall of Fame as one of just 16 FBS schools with 18 or more enshrinees. Among Atlantic Coast Conference members, Syracuse is tied with Pittsburgh for the most inductees.

The first SU representatives were coaches Frank "Buck" O'Neill and Howard Jones, members of the College Football Hall of Fame's first class in 1951. Former standout Art Monk is the most recent inductee, joining the Orange contingent in December 2012.

- Frank "Buck" O'Neill, 1951, Coach
- Howard Jones, 1951, Coach
- Joe Alexander, 1954, Player
- T.A.D. Jones, 1958, Coach
- Clarence "Biggie" Munn, 1959, Coach
- Lynn "Pappy" Waldorf, 1966, Coach
- Bud Wilkinson, 1969, Coach
- Vic Hanson, 1973, Coach
- Ernie Davis, 1979, Player
- Floyd "Ben" Schwartzwalder, 1982, Coach
- Floyd Little, 1983, Player
- Hugh "Duffy" Daugherty, 1984, Coach
- Larry Csonka, 1989, Player
- Jim Brown, 1995, Player
- Tim Green, 2001, Player
- Don McPherson, 2008, Player
- Dick MacPherson, 2009, Coach
- Art Monk, 2012, Player

Syracuse is one of seven schools with at least seven alums in the Pro Football Hall of Fame. Four of those men, Jim Brown, Larry Csonka, Floyd Little, and Art Monk, are also enshrined in the College Football Hall of Fame.

- Jim Brown, 1971, Player
- Jim Ringo, 1981, Player
- Larry Csonka, 1987, Player
- Al Davis, 1992, Owner
- John Mackey, 1992, Player
- Art Monk, 2008, Player
- Floyd Little, 2010, Player

ALL ORANGE

For the first time since Sept. 15, 2007, Syracuse donned an all-orange look against Wake Forest on Sept. 12. The Orange went on to defeat the Demon Deacons in all orange, ending a two-game losing streak when Syracuse dons all orange. Syracuse donned the same look for the at USF on Oct. 10, losing 45-24.



Since 1991, Syracuse owns a 4-4 overall record when it wears all orange. Prior to the Wake Forest contest, SU used the uniform combination twice during the 2007 campaign, losing to Illinois and Washington. Before that, the Orange last wore all orange against Pittsburgh on Nov. 6, 2004. Syracuse recorded a 38-31 double-overtime victory.

FAST START

A lot can happen in four minutes and four seconds. In that time span against Rhode Island on Sept. 4, Syracuse recorded three takeaways. In fact, SU opened the contest against URI by recovering two fumbles and intercepting a pass in the first 244 seconds of the game. The team finished the night with four takeaways, overall.

On the opening kickoff, senior kicker Ryan Norton forced a fumble at the Rhode Island 47-yard line. True freshman running back Dontae Strickland came up with the ball on the first play of his career.

After the Rams picked off senior quarterback Terrel Hunt, URI lost the ball again. Redshirt freshman nose tackle Kayton Samuels dove on the ball to give Syracuse the ball back with 14:05 remaining in the first quarter.

The Orange would get its third takeaway with authority. Sophomore cornerback Corey Winfield intercepted a pass and returned it 24 yards for a touchdown with 10:56 remaining in the first quarter.

CAPTAINS NAMED FOR 2015

Head coach Scott Shafer announced the captains for the 2015 Syracuse football team on Aug. 29. Junior defensive end Luke Arciniega, sophomore linebacker Zaire Franklin, senior quarterback Terrel Hunt, and senior center Rob Trudo will represent the Orange as team captains this season. The four were elected in a vote by their teammates.

TOUGH SLATE

Syracuse will once again face some of the top teams in the nation in 2015. Overall, eight of SU's 12 opponents played in bowl games last season. The team's final six foes in 2015 all played in bowl games.

Heading into the season, three of Syracuse's opponents (No. 10/8 Florida State, No. 12/12 Clemson, and No. 14/13 LSU) were ranked in the Preseason Associated Press and USA Today Coaches' Polls. In addition, Louisville and NC State were among teams not ranked in the top 25, but receiving votes.

SHAHER'S DEFENSIVE NOTABLES

Head coach Scott Shafer joined the Syracuse program in 2009 as the team's defensive coordinator. In his time as the defensive coordinator and head coach, Shafer has transformed the SU defense.

Since 2009, Syracuse has held opponents to less than 100 yards rushing on 30 occasions. The Orange owns an 21-9 overall record in those contests. In Shafer's first year as the head coach of the program, Syracuse was one of three FBS teams to not allow a single 100-yard rusher all season.

In addition, SU has held opponents to less than 300 yards of total offense in 22 contests. Syracuse has won 17 of those games and only lost five times.

The Orange is 24-6 when holding its opposition to fewer than 20 points. Since Shafer became head coach of the program, the team owns an 10-2 mark in such games.

POSTSEASON SUCCESS

In the past five seasons, Syracuse has had tremendous success in the postseason. The Orange has won three bowl games in the past five seasons, which is tied for eighth nationally and second among Atlantic Coast Conference programs. Only Boise State, Florida State, Louisiana-Lafayette, Oklahoma State, Oregon, South Carolina, and Texas A&M have won more bowl games in that span, each winning four.

Syracuse won its first bowl game since 2001 when it defeated Kansas State in the 2010 Pinstripe Bowl, 36-34. Two years later, the Orange returned to the Pinstripe Bowl, knocking off West Virginia, 38-14. In head coach Scott Shafer's first season, SU defeated Minnesota in the 2013 Texas Bowl, 21-17.

In program history, Syracuse has appeared in 25 bowl games, winning 15 of them. The Orange owns a 15-9-1 overall record in bowl competition.

ACC Bowl Wins (2010-14)

Rk.	School	Bowl Wins
1.	Florida State	4
2.	Clemson	3
	Louisville	3
	NC State	3
	Syracuse	3

ORANGE IN THE NFL

Jay Bromley, New York Giants

Made his first start of the season against San Francisco on Oct. 11, matching a season-best with three tackles.

Dwight Freeney, Arizona Cardinals

Signed with Arizona as a free agent on Oct. 12.

Arthur Jones, Indianapolis Colts

Was placed on injured reserve on Sept. 5, ending his 2015 season.

Chandler Jones, New England Patriots

Tallied one tackle and one pass deflection at Dallas on Oct. 11.

Cameron Lynch, St. Louis Rams

Did not see any action at Green Bay on Oct. 11, but has played in every other contest this season.

Ryan Nassib, New York Giants

Serves as New York's backup quarterback and has not seen any time thus far in 2015.

Justin Pugh, New York Giants

Has started at left guard for New York in its first four games of the year.

Andrew Tiller, San Francisco 49ers

Promoted from the practice squad to the active roster on Oct. 10 and played at New York on Oct. 11.

Shamarko Thomas, Pittsburgh Steelers

Has seen action in all four games for Pittsburgh in 2015.

DEPTH CHART AT VIRGINIA (OCT. 17)

OFFENSE

QB	2	Eric Dungey (6-3, 202, Fr.)
	16	Zack Mahoney (6-2, 192, So.)
RB	22	Jordan Fredericks (5-10, 208, Fr.)
	29	Devante McFarlane (6-0, 199, Jr.)
	27	OR George Morris II (6-0, 192, Jr.)
HB	3	Ervin Philips (5-11, 181, So.)
	84	Ben Lewis (6-2, 213, Jr.)
	18	OR Dontae Strickland (5-11, 194, Fr.)
WR	9	Brisly Estime (5-9, 178, Jr.)
	82	Alvin Cornelius (6-1, 183, Jr.)
WR	8	Steve Ishmael (6-2, 203, So.)
	83	Sean Avant (5-10, 207, So.)
TE	89	Josh Parris (6-4, 246, Jr.)
	87	Kendall Moore (6-5, 245, Jr.)
LT	72	Ivan Foy (6-5, 280, Sr.)
	60	Cody Conway (6-6, 281, Fr.)
LG	68	Nick Robinson (6-6, 302, Sr.)
	71	Alex Hayes (6-2, 279, So.)
C	78	Jason Emerich (6-3, 273, Jr.)
	55	Rob Trudo (6-4, 301, Sr.)
RG	55	Rob Trudo (6-4, 301, Sr.)
	74	Seamus Shanley (6-1, 281, Sr.)
RT	57	Omari Palmer (6-3, 305, Jr.)
	65	Jamar McGloster (6-7, 319, So.)

DEFENSE

DE	51	Donnie Simmons Jr. (6-2, 264, Sr.)
	93	Qaadir Sheppard (6-3, 247, Fr.)
NT	52	Kayton Samuels (6-0, 300, R-Fr.)
	72	Steven Clark (6-3, 303, Fr.)
DT	95	Chris Slayton (6-4, 288, R-Fr.)
	50	OR John Raymon (6-5, 308, Sr.)
DE	13	Ron Thompson (6-3, 255, Jr.)
	5	Luke Arciniega (6-4, 243, Jr.)
SLB	30	Parris Bennett (6-0, 216, So.)
	37	Ted Taylor (6-1, 193, Jr.)
MLB	4	Zaire Franklin (6-0, 230, So.)
	7	Oliver Vigille (6-2, 235, Sr.)
WLB	33	Marqez Hodge (5-11, 221, Jr.)
	49	Alryk Perry (6-1, 221, So.)
CB	1	Julian Whigham (6-1, 200, Sr.)
	20	Cordell Hudson (5-11, 182, R-Fr.)
	15	OR Juwan Dowels (5-10, 177, R-Fr.)
SS	8	Antwan Cordy (5-8, 175, So.)
	25	Kielan Whitner (6-0, 196, Fr.)
FS	6	Rodney Williams (5-10, 196, R-Fr.)
	21	Chauncy Scisum (6-2, 207, So.)
CB	11	Corey Winfield (6-1, 181, So.)
	2	Wayne Morgan (5-11, 190, Jr.)

SPECIAL TEAMS

FG/PAT	48	Cole Murphy (6-3, 188, So.)
	12	Ryan Norton (5-11, 188, Sr.)
P	92	Riley Dixon (6-5, 219, Sr.)
	12	Ryan Norton (5-11, 188, Sr.)
KO	12	Ryan Norton (5-11, 188, Sr.)
	48	Cole Murphy (6-3, 188, So.)
KR	9	Brisly Estime (5-9, 178, Jr.)
	18	Dontae Strickland (5-11, 194, Fr.)
PR	9	Brisly Estime (5-9, 178, Jr.)
	3	Ervin Philips (5-11, 181, So.)
SS	69	Keith Mitsuuchi (5-10, 223, Sr.)
	47	Matt Keller (5-11, 217, Fr.)
LS	47	Matt Keller (5-11, 217, Fr.)
	69	Keith Mitsuuchi (5-10, 223, Sr.)
Holder	92	Riley Dixon (6-5, 219, Sr.)

START CHART

Offense	2015	Streak	Career
Rob Trudo (C)	4	2	37
Ivan Foy (OT)	5	7	28
Nick Robinson (G)	5	6	26
Terrel Hunt (QB)	1	-	16
Omari Palmer (OT)	5	5	14
Josh Parris (TE)	3	1	13
Steve Ishmael (WR)	5	5	10
Ben Lewis (HB)	4	4	10
Brisly Estime (WR)	4	2	9
Alvin Cornelius (WR)	1	-	5
Jason Emerich (C)	3	3	5
AJ Long (QB)	-	-	5
Kendall Moore (TE)	2	-	4
Eric Dungey (QB)	3	1	3
George Morris (RB)	3	1	3
Ervin Philips (HB)	1	-	3
Seamus Shanley (G)	3	-	3
Devante McFarlane (RB)	2	-	2
Austin Wilson (QB)	-	-	2
Alex Hayes (G)	-	-	1
Zack Mahoney (QB)	1	-	1
Michael Lasker (OT)	-	-	1
Tyler Provo (TE)	-	-	1
Defense	2015	Streak	Career
Marqez Hodge (LB)	5	5	17
Ron Thompson (DE)	4	4	16
Julian Whigham (CB)	5	5	16
Zaire Franklin (LB)	5	8	8
Antwan Cordy (SS)	5	6	6
Parris Bennett (LB)	5	5	5
Kayton Samuels (NT)	5	5	5
Donnie Simmons (DE)	5	5	5
Rodney Williams (FS)	5	5	5
Corey Winfield (CB)	5	5	5
Chris Slayton (DT)	4	-	4
John Raymon (DT)	1	1	2
Luke Arciniega (DE)	1	-	1
Specialists	2015	Streak	Career
Riley Dixon (P)	5	28	28
Cole Murphy (K)	5	14	14
Ryan Norton (K)	-	-	13

PRONUNCIATION GUIDE

Luke Arciniega	R-sin-eh-ga
Rony Charles	RONNIE
Samuel Clausman	CLAUSE-man
Nesean Crofford	nuh-SHAWN
Shyheim Cullen	SHY-heem
Andreas Duerig	ANDREAS DURR-ig
Eric Dungey	DUN-jee
Amir Ealey	AMEER EE-lee
Daivon Ellison	DAY-von
Jason Emerich	EMER-ick
Adly Enoicy	AD-lee EE-noice-ee
Brisly Estime	BRIZZ-lee ESTEEM
Anthony Giudice	ji-DEECE
Steve Ishmael	ISH-mail
Hernz Laguerre	la-GAIR
Keith Mitsuuchi	MEET-sue-oooh-chee
Alryk Perry	ALL-rick
Chauncy Scisum	SIZZ-um
Seamus Shanley	SHAY-mus
Qaadir Sheppard	cuh-DEER
Oliver Vigille	VIGIL
Kielan Whitner	KAI-lin (rhymes with sky)

Coaches

Chuck Bullough	BULL-uh
Tim Daoust	DOW-st
Clark Lea	LEE

WHERE THE COACHES ARE ON GAMEDAY

SIDELINE



Scott Shafer
Head Coach



Jake Moreland
Tackles/Tight Ends



Bobby Acosta
Wide Receivers



Tim Daoust
Defensive Line



Clark Lea
Linebackers



Fred Reed
Defensive Backs



Tim Lester
Offensive Coordinator/
Quarterbacks



Chuck Bullough
Defensive Coordinator



Joe Adam
Centers/Guards



DeAndre Smith
Running Backs

BOOTH



/CUSEFOOTBALL



@CUSEFOOTBALL



@CUSEFOOTBALL

INDIVIDUAL OFFENSIVE NOTES

QB
5**ERIC DUNGEY • 6-3 • 202 • FRESHMAN**

- Currently ranks first in the ACC and fifth nationally in passing yards per completion (15.71)
- Ranks first in the ACC and ninth nationally in passing efficiency (169.3)
- Set a new career-high with 232 passing yards in his return against USF.
- Recorded three touchdowns, including two through the air at USF.
- Named the ACC and ECAC Rookie of the Week after completing 8-of-13 passes for 221 yards and two touchdowns against Wake Forest.

RB
22**JORDAN FREDERICKS • 5-10 • 205 • FRESHMAN**

- Caught a 30-yard touchdown pass from Dungey against USF.
- Registered the first two receptions of his career, totaling 38 receiving yards at USF.
- Leads the Orange with 227 rushing yards on the 2015 campaign.
- Scored the game-winning touchdown in overtime against Central Michigan on a four-yard rush.
- Became the first true freshman in Syracuse history to rush for 100 yards in a season opener.

HB
3**ERVIN PHILIPS • 5-11 • 179 • SOPHOMORE**

- Led the Orange receiving corps by setting personal-bests for both receptions (5) and yards (75) in his return against USF.
- Had 21 yards on the ground, including a 14-yard rush at USF.
- Caught two touchdown passes, including the first of his collegiate career against Rhode Island.
- Made it onto SportsCenter's top 10 plays at No. 8 with his first collegiate touchdown, a 32-yard touchdown reception.
- Made the transition from running back to hybrid back in Tim Lester's new offensive system.

WR
9**BRISLY ESTIME • 5-9 • 176 • JUNIOR**

- Had two catches totaling 18 yards against USF.
- Led the Orange with a career-high 261 all-purpose yards, including a team-high 50 yards receiving against LSU.
- Caught a 40-yard touchdown pass from quarterback Zack Mahoney against the Tigers.
- Caught an 89-yard touchdown from quarterback Eric Dungey against Wake Forest; the third-longest pass-play in program history.
- Ranks second on Syracuse this season with 197 receiving yards, averaging more than 24 yards per catch.

WR
8**STEVE ISHMAEL • 6-2 • 184 • SOPHOMORE**

- Leads the Orange with 14 receptions for 218 receiving yards on the 2015 campaign.
- Made five catches for 40 yards and caught a touchdown pass against USF.
- Set a new career-high with a 62-yard reception against Central Michigan.
- Caught a 53-yard touchdown pass against Wake Forest to seal the victory for Syracuse.
- Played in all 12 games, including five starts last season as a freshman in 2014.

TE
89**JOSH PARRIS • 6-4 • 244 • JUNIOR**

- Made three catches for 19 yards against USF, including an 11-yard reception.
- Had four catches for 32 yards against LSU.
- Caught one pass for nine yards against Wake Forest.
- Played in nine games last season for the Orange.
- Registered nine receptions for 49 yards in 2014.

LT
72**IVAN FOY • 6-5 • 276 • SENIOR**

- Ranks second on the team with 28 career starts to his name.
- Helped the Orange offense rush for 312 yards against Rhode Island.
- *Athlon Sports* Preseason All-ACC Fourth Team.
- Started all six games he played at right tackle in 2014, missing six games due to injury.
- Part of an Orange front five that piled up a season-high 589 yards of total offense, including 370 rushing yards against Maryland in 2014.

LG
68**NICK ROBINSON • 6-6 • 279 • SENIOR**

- Started in all five games this season for the Orange.
- Played in nine games last season, including eight starts.
- Started all 13 games at right guard in 2013, helping the Orange finish fourth in rushing in its inaugural season in the ACC.
- Has started 21 contests heading into the 2015 season, which ranks third among returning Orange players.

C
78**JASON EMERICH • 6-3 • 273 • JUNIOR**

- Has started five games for the Orange in his career, including the past three contests.
- Made his collegiate debut at Northwestern in 2013.
- Has played in 19 contests during his collegiate career.
- President of the Syracuse University Chapter of Uplifting Athletes.

RG
55**ROB TRUDO • 6-4 • 307 • SENIOR • CAPTAIN**

- Guided the way for Jordan Fredericks' 103-yard rushing effort against Rhode Island.
- Named to *Lindy's* Preseason All-ACC Third Team and the Rimington Trophy Watch List.
- Played in all 12 games with 11 starts in 2014.
- Started a total of 34 games for the Orange, which leads all returning SU players.
- Member of the 2013 and 2014 ACC Honor Roll.

RT
57**OMARI PALMER • 6-3 • 323 • JUNIOR**

- Has helped the Orange to the top ACC ranking in red zone offense (.938).
- Started nine games last season, six at right tackle, two at left guard, and one at right guard.
- Started in a total of 18 games during his first two years, playing in 20 contests.
- Combines with Ivan Foy, Nick Robinson, and Rob Trudo for 87 career starts.

INDIVIDUAL OFFENSIVE NOTES

QB
16**ZACK MAHONEY • 6-2 • 192 • SOPHOMORE**

- Became the first Syracuse quarterback to throw three touchdown passes in a half against a top-10 team.
- Finished 16-of-38 passing for 154 yards and three touchdowns, while rushing for 40 yards against the Tigers in his first collegiate start.
- Led Syracuse to an overtime win over Central Michigan in his debut with the Orange.
- Finished 4-of-4 passing for 19 yards against the Chippewas.
- Threw for 1,943 yards and 18 touchdowns at the College of DuPage last season.

QB
5**AUSTIN WILSON • 6-3 • 214 • SOPHOMORE**

- Threw the first touchdown pass of his career against Central Michigan.
- Played in five games last season, including starts against No. 1 Florida State and Duke.
- Completed 28-of-50 pass attempts for 253 yards in 2014.
- Made his collegiate debut in 2014 against Villanova, completing 11-of-17 passes for a career-best 89 yards.
- Matched his personal-high of 89 yards passing in his first career start against No. 1 Florida State.

RB
29**DEVANTE MCFARLANE • 6-0 • 193 • JUNIOR**

- In his first start of his collegiate career, he ran for 28 yards on eight carries against Central Michigan.
- Rushed nine times for 34 yards against Wake Forest.
- Caught one pass for 23 yards against the Demon Deacons.
- Played in 10 games last season, running for 169 yards on 28 carries while catching four passes for 49 yards.
- Rushed 10 times for a career-best 114 yards against Wake Forest last season.

RB
27**GEORGE MORRIS II • 6-0 • 190 • JUNIOR**

- Rushed seven times for 35 yards against LSU.
- Ranks second on the club in rushing, accumulating 158 yards on the ground.
- Currently averages 5.1 yards per carry.
- Set a new career-high with a 34-yard rush against Wake Forest.
- Finished with six rushes for 46 yards against the Demon Deacons.

HB
84**BEN LEWIS • 6-2 • 208 • JUNIOR**

- Ranks second on the club with 10 receptions on the 2015 campaign.
- Had two catches for 23 yards, including an 18-yard reception against USF.
- Led the Orange with five receptions against LSU, which included the second touchdown of his career.
- Caught two passes for 17 total yards against Central Michigan.
- Had a career-best 17-yard rush in the first quarter against Wake Forest.

HB
18**DONTAE STRICKLAND • 5-11 • 180 • FRESHMAN**

- Caught his second receiving touchdown of his collegiate career against LSU.
- Registered his first touchdown reception with a 25-yard catch against Central Michigan.
- Caught one pass for 12 yards against Wake Forest.
- Scored his first touchdown of his collegiate career on a 21-yard rush against Rhode Island.
- Along with Fredericks, became the first SU true freshmen running backs to run for a score in a season opener since Damien Rhodes did so in 2002 against BYU.

WR
82**ALVIN CORNELIUS • 6-1 • 192 • JUNIOR**

- Had a six-yard reception against Central Michigan.
- Caught one pass for 11 yards against Rhode Island.
- Played in nine games last season for the Orange.
- Totaled 176 receiving yards during his first two seasons.
- Had a career-high seven receptions for 81 yards against Boston College in 2013.

WR
83**SEAN AVANT • 5-10 • 201 • SOPHOMORE**

- Had a nine-yard catch against USF.
- Set a new career high with a 12-yard catch against Central Michigan.
- Played in seven games as a freshman for the Orange in 2014.
- Made his collegiate debut last season by catching two passes against No. 1 Florida State.
- 2014 ACC Honor Roll Selection.

WR
17**JAMAL CUSTIS • 6-5 • 222 • SOPHOMORE**

- Caught the first touchdown pass of his career in style against Central Michigan, making a one-handed grab in the corner of the endzone.
- Played in 10 games as a freshman in 2014.
- Three-time All-Philadelphia Catholic League selection at Neumann-Goretti HS.
- Led Neumann-Goretti to the 2012 Philadelphia Catholic League AA Division Championship as a junior.

TE
87**KENDALL MOORE • 6-5 • 245 • JUNIOR**

- Made a pivotal 13-yard catch on third down in overtime against Central Michigan.
- Set a new career high with a 21-yard reception against Wake Forest.
- Hauled in the game-winning touchdown pass on a fake field goal against Villanova in double overtime in 2014.
- Caught his first collegiate touchdown pass against Northwestern in 2013.

TE
90**CAMERON MACPHERSON • 6-4 • 236 • JUNIOR**

- Made his SU debut against URI, catching one pass for three yards.
- Sat out the 2014 season due to NCAA transfer rules.
- Joined the Orange prior to the 2014 season after playing quarterback two years at Georgetown University.
- 2014 ACC Honor Roll.

RETURN SPECIALIST

KR/PR
9**BRISLY ESTIME • 5-9 • 176 • JUNIOR**

- Registered four kick returns for 65 total yards against USF.
- Racked up 202 return yards, including 158 yards on six kickoff returns against LSU.
- Named the ECAC Special Teams Player of the Week for his effort against the Tigers.
- Returned a punt 74 yards for a touchdown against Rhode Island.

CAREER HIGHS - OFFENSE

#2 ERIC DUNGEY

Completions: 21 (at USF, 2015)
 Attempts: 34 (at USF, 2015)
 Pass Yards: 232 (at USF, 2015)
 Pass TDs: 2 (3x, last at USF, 2015)
 Interceptions: 1 (at USF, 2015)
 Longest Pass: 89 (vs. Wake Forest, 2015)
 Rushes: 17 (at USF, 2015)
 Rush Yards: 50 (vs. Central Michigan, 2015)
 Rush TDs: 1 (2x, last at USF, 2015)
 Long Rush: 31 (vs. Central Michigan, 2015)

#3 ERVIN PHILIPS

Rushes: 9 (vs. Central Michigan, 2014)
 Rush Yards: 55 (vs. Central Michigan, 2014)
 Long Rush: 17 (vs. Duke, 2014)
 Receptions: 5 (at USF, 2015)
 Receiving Yards: 75 (at USF, 2015)
 Receiving TDs: 2 (vs. Rhode Island, 2015)
 Long Catch: 32 (vs. Rhode Island, 2015)
 Kick Returns: 6 (vs. Maryland, 2014)
 Kick Return Yards: 117 (vs. Maryland, 2014)
 Long Kick Return: 31 (2x, last at Clemson, 2014)

#4 AJ LONG

Completions: 22 (2x, last vs. NC State, 2014)
 Attempts: 42 (vs. NC State, 2014)
 Pass Yards: 307 (vs. NC State, 2014)
 Pass TDs: 2 (2x, last vs. NC State, 2014)
 Interceptions: 2 (3x, last vs. NC State, 2014)
 Longest Pass: 46 (at Pittsburgh, 2014)
 Rushes: 13 (vs. NC State, 2014)
 Rush Yards: 30 (at Pittsburgh, 2014)
 Rush TDs: 1 (2x, last at Boston College, 2014)
 Long Rush: 20 (at Wake Forest, 2014)

#5 AUSTIN WILSON

Completions: 11 (vs. Duke, 2014)
 Attempts: 19 (vs. Duke, 2014)
 Pass Yards: 89 (2x, last vs. Florida State, 2014)
 Pass TDs: 1 (vs. Central Michigan, 2015)
 Interceptions: 2 (vs. Duke, 2014)
 Longest Pass: 41 (vs. Florida State, 2014)
 Rushes: 6 (vs. Duke, 2014)
 Rush Yards: -1 (vs. Florida State, 2014)
 Long Rush: 2 (vs. Duke, 2014)

#6 RODNEY WILLIAMS

Kick Returns: 1 (at USF, 2015)
 Kick Return Yards: 18 (at USF, 2015)
 Long Kick Return: 18 (at USF, 2015)

#8 STEVE ISHMAEL

Receptions: 6 (at Pittsburgh, 2014)
 Receiving Yards: 97 (at Pittsburgh, 2014)
 Receiving TDs: 2 (vs. Florida State, 2014)
 Long Catch: 62 (vs. Central Michigan, 2015)

#9 BRISLY ESTIME

Rushes: 2 (2x, last vs. LSU, 2015)
 Rush Yards: 11 (vs. Central Michigan, 2015)
 Long Rush: 11 (vs. Central Michigan, 2015)
 Receptions: 9 (vs. Wake Forest, 2013)
 Receiving Yards: 98 (vs. Wake Forest, 2015)
 Receiving TDs: 1 (4x, last vs. LSU, 2015)
 Long Catch: 89 (vs. Wake Forest, 2015)
 Kick Returns: 6 (vs. LSU, 2015)
 Kick Return Yards: 158 (vs. LSU, 2015)
 Long Kick Return: 37 (vs. LSU, 2015)
 Punt Returns: 4 (vs. Maryland, 2014)
 Punt Return Yards: 96 (vs. Rhode Island, 2015)
 Long Punt Return: 74 (vs. Rhode Island, 2015)
 Punt Return TD: 1 (vs. Rhode Island, 2015)

#10 TERREL HUNT

Completions: 29 (vs. Boston College, 2013)
 Attempts: 43 (vs. Boston College, 2013)
 Pass Yards: 294 (vs. Notre Dame, 2014)
 Pass TDs: 4 (vs. Tulane, 2013)
 Interceptions: 3 (vs. Clemson, 2013)
 Longest Pass: 65 (vs. Wagner, 2013)
 Rushes: 23 (at Maryland, 2014)
 Rush Yards: 156 (at Maryland, 2014)
 Rush TDs: 3 (vs. Central Mich., 2014)
 Long Rush: 36 (vs. Central Mich., 2014)

#16 ZACK MAHONEY

Completions: 16 (vs. LSU, 2015)
 Attempts: 38 (vs. LSU, 2015)
 Pass Yards: 154 (vs. LSU, 2015)
 Pass TDs: 3 (vs. LSU, 2015)
 Interceptions: 1 (vs. LSU, 2015)
 Longest Pass: 40 (vs. LSU, 2015)
 Rushes: 7 (vs. LSU, 2015)
 Rush Yards: 40 (vs. LSU, 2015)
 Long Rush: 20 (vs. LSU, 2015)

#17 JAMAL CUSTIS

Rushes: 1 (vs. Central Michigan, 2014)
 Rush Yards: 1 (vs. Central Michigan, 2014)
 Long Rush: 1 (vs. Central Michigan, 2014)
 Receptions: 3 (vs. Central Michigan, 2014)
 Receiving Yards: 11 (vs. Central Michigan, 2014)
 Receiving TDs: 1 (Central Michigan, 2015)
 Long Catch: 7 (vs. Central Michigan, 2015)

#18 DONTAE STRICKLAND

Rushes: 2 (3x, last vs. LSU, 2015)
 Rush Yards: 42 (vs. Rhode Island, 2015)
 Rush TDs: 1 (vs. Rhode Island, 2015)
 Long Rush: 21 (vs. Rhode Island, 2015)
 Receptions: 2 (vs. Central Michigan, 2015)
 Receiving Yards: 18 (vs. Central Michigan, 2015)
 Receiving TDs: 1 (2x, last vs. LSU, 2015)
 Long Catch: 25 (vs. Central Michigan, 2015)
 Kick Returns: 1 (2x, last at USF, 2015)
 Kick Return Yards: 18 (2x, last at USF, 2015)
 Long Kick Return: 18 (2x, last at USF, 2015)

#22 JORDAN FREDERICKS

Rushes: 14 (vs. Rhode Island, 2015)
 Rush Yards: 103 (vs. Rhode Island, 2015)
 Rush TDs: 1 (2x, last vs. Central Michigan, 2015)
 Long Rush: 31 (vs. Rhode Island, 2015)
 Receptions: 2 (at USF, 2015)
 Receiving Yards: 38 (at USF, 2015)
 Receiving TDs: 1 (at USF, 2015)
 Long Catch: 30 (at USF, 2015)
 Kick Returns: 1 (at USF, 2015)
 Kick Return Yards: 17 (at USF, 2015)
 Long Kick Return: 17 (at USF, 2015)

#26 TYRONE PERKINS

Rushes: 1 (vs. Rhode Island, 2015)
 Rush Yards: 5 (vs. Rhode Island, 2015)
 Long Rush: 5 (vs. Rhode Island, 2015)

#27 GEORGE MORRIS

Rushes: 21 (vs. Florida State, 2013)
 Rush Yards: 71 (vs. Rhode Island, 2015)
 Rush TDs: 1 (vs. Boston College, 2013)
 Long Rush: 34 (vs. Wake Forest, 2015)
 Receptions: 1 (2x, last vs. Clemson, 2013)
 Receiving Yards: 14 (vs. Tulane, 2013)
 Long Catch: 14 (vs. Tulane, 2013)
 Kick Returns: 5 (at Northwestern, 2013)
 Kick Return Yards: 71 (at Northwestern, 2013)
 Long Kick Return: 35 (2x vs. Penn State, 2013)

#29 DEVANTE MCFARLANE

Rushes: 13 (at Florida State, 2013)
 Rush Yards: 114 (vs. Wake Forest, 2014)
 Rush TDs: 1 (vs. Wagner, 2013)
 Long Rush: 86 (vs. Wake Forest, 2014)
 Receptions: 2 (vs. Pittsburgh, 2013)
 Receiving Yards: 28 (at Pittsburgh, 2014)
 Long Catch: 28 (at Pittsburgh, 2014)
 Kick Returns: 4 (vs. Clemson, 2013)
 Kick Return Yards: 73 (vs. Clemson, 2013)
 Long Kick Return: 24 (vs. Clemson, 2013)

#34 JACOB HILL

Rushes: 17 (vs. Rhode Island, 2015)
 Rush Yards: 75 (vs. Rhode Island, 2015)
 Long Rush: 14 (vs. Rhode Island, 2015)
 Punt Returns: 1 (vs. Rhode Island, 2015)
 Punt Return Yards: -1 (vs. Rhode Island, 2015)
 Long Punt Return: -1 (vs. Rhode Island, 2015)

#42 JACOB GREEN

Receptions: 1 (vs. Wagner, 2013)
 Receiving Yards: 4 (vs. Wagner, 2013)
 Long Catch: 4 (vs. Wagner, 2013)

#82 ALVIN CORNELIUS

Receptions: 7 (vs. Boston College, 2013)
 Receiving Yards: 81 (vs. Boston College, 2013)
 Receiving TDs: 1 (vs. Pittsburgh, 2013)
 Long Catch: 42 (vs. Pittsburgh, 2013)

#83 SEAN AVANT

Receptions: 2 (vs. Florida State, 2014)
 Receiving Yards: 13 (vs. Florida State, 2014)
 Long Catch: 12 (vs. Central Michigan, 2015)

#84 BEN LEWIS

Rushes: 2 (vs. LSU, 2015)
 Rush Yards: 17 (vs. Wake Forest, 2015)
 Long Rush: 17 (vs. Wake Forest, 2015)
 Receptions: 6 (vs. Duke, 2014)
 Receiving Yards: 58 (vs. Notre Dame, 2014)
 Receiving TDs: 1 (2x, last vs. LSU, 2015)
 Long Catch: 48 (vs. Louisville, 2014)

#87 KENDALL MOORE

Receptions: 3 (at Northwestern, 2013)
 Receiving Yards: 37 (at Northwestern, 2013)
 Receiving TDs: 1 (2x, last vs. Villanova, 2014)
 Long Catch: 21 (vs. Wake Forest, 2015)

#89 JOSH PARRIS

Receptions: 7 (vs. Boston College, 2013)
 Receiving Yards: 47 (vs. Boston College, 2013)
 Receiving TDs: 2 (vs. Boston College, 2013)
 Long Catch: 15 (2x, last vs. Boston College, 2013)

#90 CAMERON MACPHERSON

Receptions: 1 (vs. Rhode Island, 2015)
 Receiving Yards: 3 (vs. Rhode Island, 2015)
 Long Catch: 3 (vs. Rhode Island, 2015)

#92 RILEY DIXON

Rushes: 1 (4x, last at USF, 2015)
 Rush Yards: 42 (vs. Notre Dame, 2014)
 Long Rush: 42 (vs. Notre Dame, 2014)
 Completions: 1 (vs. Villanova, 2014)
 Attempts: 1 (vs. Villanova, 2014)
 Pass Yards: 1 (vs. Villanova, 2014)
 Pass TDs: 1 (vs. Villanova, 2014)



INDIVIDUAL DEFENSIVE NOTES

DE
51**DONNIE SIMMONS • 6-2 • 264 • SENIOR**

- Matched a career-best four tackles at USF.
- Became the second Orange in two weeks to return an interception for a touchdown, returning one 41 yards for the score against Wake Forest.
- Against Rhode Island, made his first start of his career and recorded his third tackle for a loss.
- Recorded his first career sack for a loss of 15 yards last season at Wake Forest in 2014.
- Has played in 27 career games.

NT
52**KAYTON SAMUELS • 6-0 • 300 • REDSHIRT FRESHMAN**

- Currently ranks fourth in the ACC and 40th in the nation in fumbles recovered (1).
- Matched his personal-best with two stops against LSU.
- Against Wake Forest, recorded a career-high two tackles.
- Made his collegiate debut against Rhode Island.
- Recorded his first career tackle for a loss and fumble recovery against the Rams.

DT
95**CHRIS SLAYTON • 6-4 • 288 • REDSHIRT FRESHMAN**

- At USF, tallied his first career sack and a forced fumble.
- Against Central Michigan, matched a personal-best with three tackles.
- Redshirted in 2014.
- Led Crete Monee HS to the 2013 IHSA 6A state title as a senior.
- Guided his team a perfect 14-0 record as a high school junior after posting 61 tackles, 9.0 sacks, and three forced fumbles.

DE
13**RON THOMPSON • 6-3 • 255 • JUNIOR**

- Currently ranks first in the ACC and fourth in the nation in forced fumbles (0.60).
- Ranks first in the conference and 11th nationally in sacks (1.00).
- Has recorded at least one sack in each of the past four contests.
- Posted five tackles, including 2.0 sacks and 3.0 tackles for loss, against Central Michigan.
- 2015 *Athlon Sports* and *Phil Steele's* Preseason All-ACC Fourth Team honoree.

LB
30**PARRIS BENNETT • 6-0 • 216 • SOPHOMORE**

- Leads the Orange defense with 28 tackles so far on the 2015 season.
- Totaled a team-high and career-best 10 tackles, including 1.0 tackle for a loss, against Central Michigan.
- Against Wake Forest, recorded his first career interception.
- Made the first start of his collegiate career against Rhode Island.
- Played in eight games as a true freshman in 2014, making four tackles.

LB
4**ZAIRE FRANKLIN • 6-0 • 230 • SOPHOMORE • CAPTAIN**

- Ranks second on the team in tackles with 27 tackles so far in 2015.
- The fourth sophomore to be named a captain in Syracuse University football history.
- Syracuse's leading returning tackler from 2014, finished sixth on the team with 44 tackles, including 5.0 tackles for a loss and 2.0 sacks.
- Recorded a career-high 10 tackles at Pittsburgh last year in his second start of his collegiate career.
- 2014 All-ACC Academic Team selection.

LB
33**MARQEZ HODGE • 5-11 • 221 • JUNIOR**

- Against Rhode Island, made his first start of his career and recorded his third tackle for a loss.
- Started the first nine games of the 2014 season, missing the last three due to injury.
- Ranked fourth among Orange linebackers with 38 tackles, including 5.0 tackles for a loss and 3.0 sacks.
- Against Notre Dame in 2014, had a season-best eight tackles, including 1.5 tackles for a loss.
- Returned his first fumble recovery of his career 36 yards for a touchdown at Central Michigan last season.

CB
1**JULIAN WHIGHAM • 6-1 • 200 • SENIOR**

- Named the ACC co-Defensive Back of the Week after recording a career-high seven tackles against Wake Forest.
- Syracuse's active career leader in passes defended (12).
- Started all 11 games he played in during the 2014 season.
- Recorded 28 tackles on the 2014 season, including 1.5 tackles for a loss.

SS
8**ANTWAN CORDY • 5-8 • 175 • SOPHOMORE**

- Tied for second on the Syracuse squad in tackles with 27 and leads the Orange defense in tackles for loss on the season (7.0).
- Ranks sixth in the conference and 34th nationally in tackles for a loss per game (1.4).
- Registered a team-best seven tackles at USF.
- Recorded a personal-best eight tackles, including 1.0 sack and 2.5 tackles for a loss, against LSU.
- Had five tackles, including 2.0 sacks and 3.0 tackles for a loss against Central Michigan.

FS
6**RODNEY WILLIAMS • 5-10 • 196 • REDSHIRT FRESHMAN**

- Recorded a career-best seven tackles against Central Michigan.
- Made his first start of his collegiate career against URI, tallying one tackle.
- Awarded a medical redshirt from the NCAA after suffering an injury in the second game of the 2014 season.
- Member of the 2014 ACC Honor Roll.

CB
11**COREY WINFIELD • 6-1 • 181 • SOPHOMORE**

- Currently ranks 29th in the nation in interceptions per contest (0.5)
- Matched a career-best five tackles against Central Michigan.
- The first Syracuse player to record an interception in back-to-back games since the 2013 campaign.
- Took back an interception 24 yards for the score against URI, his first touchdown of his collegiate career.
- Recorded four tackles against LSU.



INDIVIDUAL DEFENSIVE NOTES

DE
93**QAADIR SHEPPARD • 6-3 • 247 • FRESHMAN**

- Played in his first game of his collegiate career against URI.
- 2014 Class AA All-State selection.
- 2014 Hudson Valley Super 11 Selection.
- Recorded 12.0 sacks and five fumble recoveries as a high school senior.

NT
72**STEVEN CLARK • 6-2 • 303 • FRESHMAN**

- Tallied a career-best three tackles against Central Michigan.
- Made his collegiate debut against Rhode Island and registered his first two tackles.
- 2014 Alabama Sports Writers Association Class 3A All-State selection.
- Recorded 84 tackles, including 10.0 sacks, as a high school senior.

DT
50**JOHN RAYMON • 6-5 • 308 • SENIOR**

- Notched a personal-best three tackles against LSU.
- Against Wake Forest, recorded 1.0 tackle for a loss.
- Recorded six tackles during the 2014 season, including 2.0 tackles for a loss.
- Returned to the playing field against Louisville last season after suffering a severe leg injury in 2013.
- Against Florida State in 2014, recorded a season-high two tackles, including 1.0 tackle for a loss.

DE
5**LUKE ARCINIEGA • 6-4 • 243 • JUNIOR • CAPTAIN**

- Ranks fourth in the ACC in sacks per game (0.80).
- Against Central Michigan, recorded five tackles, including 2.0 sacks and 2.0 tackles for loss.
- Made his first career start against Rhode Island, recording one forced fumble.
- Awarded a medical redshirt from the NCAA after suffering a season-ending injury during the 2014 season.
- Member of the 2013 ACC Honor Roll.

LB
37**TED TAYLOR • 6-1 • 193 • JUNIOR**

- Matched a season-best with three tackles, including 1.0 tackle for a loss, against Central Michigan.
- Made his Syracuse debut against Rhode Island, totaling three tackles.
- Played for Dodge City CC during the 2013 and 2014 seasons.
- Posted 84 tackles (53 solo) with 2.0 sacks, one forced fumble, and two fumble recoveries in 2014.
- Named the Kansas Jayhawk Community College Conference Player of the Week in 2014.

LB
7**OLIVER VIGILLE • 6-2 • 235 • SENIOR**

- Recorded two tackles against Wake Forest.
- Played in 11 games and recorded six tackles during the 2014 season.
- Recorded his first career tackle for a loss at Wake Forest.

LB
49**ALRYK PERRY • 6-1 • 221 • SOPHOMORE**

- Made his collegiate debut against Rhode Island, recording one tackle.
- Redshirted in 2013 and did not play in any games in 2014.
- One of three members of the Orange program that hail from the state of Alabama.
- Member of the 2014 ACC Honor Roll.

CB
20**CORDELL HUDSON • 5-11 • 182 • REDSHIRT FRESHMAN**

- Posted a personal-best three tackles and his first career tackle for a loss at USF.
- Recorded his first collegiate tackle against Wake Forest.
- Redshirted in 2014.
- 2013 *Tampa Bay Times* Class 6A All-State selection.
- Recorded 32 tackles and two interceptions as a senior at Largo HS.

SS
25**KIELAN WHITNER • 6-0 • 196 • FRESHMAN**

- Tallied a career-best three tackles at USF.
- Made his collegiate debut against Rhode Island, recording his first career tackle.
- Three-time Georgia Class 7A All-Region Selection.
- Participated in the 2013 AT&T Georgia Junior Bowl.

FS
21**CHAUNCEY SCISSUM • 6-2 • 207 • SOPHOMORE**

- Matched a career-high with six tackles at USF.
- Recorded six stops against LSU.
- Tallied five tackles against Wake Forest.
- Played in all 12 games of the 2014 season, mostly on special teams.

CB
2**WAYNE MORGAN • 5-11 • 190 • JUNIOR**

- Against Central Michigan, recorded a personal-best four tackles.
- Awarded a medical redshirt by the NCAA after suffering a season-ending injury in 2014.
- Played in three games and recorded five tackles before injury.
- Played in all 13 games and totaled 21 tackles during the 2013 season.

SPECIALISTS - KICKERS

P
92**RILEY DIXON • 6-5 • 219 • SENIOR**

- Ranks fourth in the and 16th in the nation in punting (45.2).
- Named the Ray Guy Award Player of the Week for his efforts against Central Michigan.
- Named to the 2015 Wuerffel Trophy Watch List.
- 2014 All-ACC Honorable Mention selection.

K
48**COLE MURPHY • 6-3 • 188 • SOPHOMORE**

- Ranks fifth in the ACC and 34th in the nation in field goals per game (1.40).
- Named to the 2015 Groza Award Watch List.
- Played in all 12 games as a true freshman in 2014, scoring with 50 points.
- 2014 Groza Award semifinalist.



CAREER HIGHS - DEFENSE/SPECIAL TEAMS

#1 JULIAN WHIGHAM

Tackles: 7 (vs. Wake Forest, 2015)
 TFL: 1.0 (2x, last vs. Villanova, 2014)
 Sacks: 1.0 (vs. Villanova, 2014)
 Interceptions: 1 (4x, last vs. Louisville, 2014)
 Fumble Recoveries: 1 (vs. Notre Dame, 2014)

#2 WAYNE MORGAN

Tackles: 4 (vs. Central Michigan, 2015)
 TFL: 1.0 (vs. West Virginia, 2012)

#4 ZAIRE FRANKLIN

Tackles: 10 (at Pittsburgh, 2014)
 TFL: 2.0 (2x, last vs. Rhode Island, 2015)
 Sacks: 1.0 (3x, last vs. Rhode Island, 2015)
 Interceptions: 1 (vs. Central Michigan, 2015)
 Forced Fumbles: 1 (vs. NC State, 2014)

#5 LUKE ARCINIEGA

Tackles: 5 (vs. Central Michigan, 2015)
 TFL: 2.0 (2x, last vs. Central Michigan, 2015)
 Sacks: 2.0 (2x, last vs. Central Michigan, 2015)
 Interceptions: 1 (vs. Pittsburgh, 2013)
 Forced Fumbles: 1 (vs. Rhode Island, 2015)

#6 RODNEY WILLIAMS

Tackles: 7 (vs. Central Michigan, 2015)
 Fumble Recoveries: 1 (at Central Michigan, 2014)

#7 OLIVER VIGILLE

Tackles: 2 (3x, last vs. Wake Forest, 2015)
 TFL: 1.0 (at Wake Forest, 2014)

#8 ANTWAN CORDY

Tackles: 8 (vs. LSU, 2015)
 TFL: 2.5 (2x, last vs. LSU, 2015)
 Sacks: 1.0 (2x, last vs. LSU, 2015)
 Interceptions: 1 (at Pittsburgh, 2014)

#11 COREY WINFIELD

Tackles: 5 (vs. Central Michigan, 2015)
 TFL: 0.5 (at Boston College, 2014)
 Interceptions: 1 (2x, last vs. Wake Forest, 2015)

#12 RYAN NORTON

FG Made : 2 (3x, last vs. Villanova, 2014)
 Longest FG: 44 (vs. Boston College, 2013)
 PATs Made: 7 (vs. Tulane, 2013)

#13 RON THOMPSON

Tackles: 5 (4x, last vs. Central Michigan, 2015)
 TFL: 3.0 (vs. Central Michigan, 2015)
 Sacks: 2.0 (vs. Central Michigan, 2015)
 Forced Fumbles: 2 (vs. Central Michigan, 2015)

#15 JUWAN DOWELS

Tackles: 5 (vs. Central Michigan, 2015)

#20 CORDELL HUDSON

Tackles: 3 (at USF, 2015)
 TFL: 1.0 (at USF, 2015)

#21 CHAUNCEY SCISSUM

Tackles: 6 (2x, last at USF, 2015)

#23 JONATHAN THOMAS

Tackles: 4 (vs. LSU, 2015)
 TFL: 1.0 (vs. Rhode Island, 2015)
 Forced Fumbles: 1 (vs. NC State, 2014)

#25 KIELAN WHITNER

Tackles: 3 (at USF, 2015)

#30 PARRIS BENNETT

Tackles: 10 (vs. Central Michigan, 2015)
 TFL: 1.0 (3x, last vs. Central Michigan, 2015)
 Interceptions: 1 (vs. Wake Forest, 2015)
 Fumble Recoveries: 1 (vs. Central Michigan, 2015)

#33 MARQUEZ HODGE

Tackles: 12 (at Georgia Tech, 2013)
 TFL: 2.0 (vs. Villanova, 2014)
 Sacks: 1.0 (3x, last vs. Louisville, 2014)
 Fumble Recoveries: 1 (2x, last at USF, 2015)

#37 TED TAYLOR

Tackles: 3 (2x, last vs. Central Michigan, 2015)
 TFL: 1.0 (2x, last vs. Central Michigan, 2015)

#48 COLE MURPHY

FG Made : 3 (2x, last vs. Wake Forest, 2015)
 Longest FG: 50 (2x, last vs. NC State, 2014)
 PATs Made: 6 (vs. Rhode Island, 2015)

#49 ALRYK PERRY

Tackles: 1 (vs. Rhode Island, 2015)

#50 JOHN RAYMON

Tackles: 3 (vs. LSU, 2015)
 TFL: 1.5 (vs. NC State, 2013)
 Sacks: 1.5 (vs. NC State, 2013)
 Fumble Recoveries: 1 (vs. Florida State, 2014)

#51 DONNIE SIMMONS

Tackles: 4 (2x, last at USF, 2015)
 TFL: 1.0 (4x, last vs. LSU, 2015)
 Sacks: 1.0 (at Wake Forest, 2014)
 Interceptions: 1 (vs. Wake Forest, 2015)

#52 KAYTON SAMUELS

Tackles: 2 (2x, last vs. LSU, 2015)
 TFL: 1.0 (2x, last vs. Central Michigan, 2015)
 Fumble Recoveries: 1 (vs. Rhode Island, 2015)

#72 STEVEN CLARK

Tackles: 3 (vs. Central Michigan, 2015)

#79 ANTHONY GIUDICE

Tackles: 2 (vs. Rhode Island, 2015)
 TFL: 1.0 (vs. Rhode Island, 2015)

#92 RILEY DIXON

Punts: 11 (at Wake Forest, 2014)
 Longest Punt: 75 (vs. Clemson, 2013)

#95 CHRIS SLAYTON

Tackles: 3 (2x, last vs. Central Michigan, 2015)
 TFL: 1.5 (vs. Central Michigan, 2015)
 Sacks: 1.0 (at USF, 2015)
 Forced Fumbles: 1 (at USF, 2015)



2015 INDIVIDUAL SEASON & CAREER STATS

SEASON

CAREER

Rushing	gp	att	gain	loss	net	avg	td	lg	avg/g	gp	att	gain	loss	net	avg	td	lg	avg/g
Jordan Fredericks	5	42	244	8	236	5.6	2	31	47.2	5	42	244	8	236	5.6	2	31	47.2
George Morris	5	31	167	9	158	5.1	0	34	31.6	27	145	629	36	593	4.1	1	34	22.0
Eric Dungey	4	41	192	55	137	3.3	2	31	34.2	4	41	192	55	137	3.3	2	31	34.2
Devante McFarlane	4	21	72	2	70	3.3	0	9	17.5	27	97	550	19	531	5.5	1	86	19.7
Jacob Hill	5	18	75	7	68	3.8	0	14	13.6	5	18	75	7	68	3.8	0	14	13.6
Zack Mahoney	2	8	60	8	52	6.5	0	20	26.0	2	8	60	8	52	6.5	0	20	26.0
Dontae Strickland	5	6	49	4	45	7.5	1	21	9.0	5	6	49	4	45	7.5	1	21	9.0
Ervin Philips	2	4	21	2	19	4.8	0	14	9.5	14	49	233	20	213	4.3	0	17	15.2
Brisly Estime	5	6	21	4	17	2.8	0	11	3.4	21	11	37	17	20	1.8	0	11	1.0
Riley Dixon	5	2	14	0	14	7.0	0	9	2.8	32	4	56	17	39	9.8	0	42	1.2
Ben Lewis	5	5	19	7	12	2.4	0	17	2.4	27	5	19	7	12	2.4	0	17	0.4
Tyrone Perkins	1	1	5	0	5	5.0	0	5	5.0	1	1	5	0	5	5.0	0	5	5.0
Terrel Hunt	1	1	2	0	2	2.0	0	2	2.0	19	159	952	158	794	5.0	13	36	41.8
Austin Wilson	2	1	0	2	-2	-2.0	0	0	-1.0	7	12	5	36	-31	-2.6	0	2	-4.4
TEAM	3	3	0	7	-7	-2.3	0	0	-2.3									
Total	5	190	941	115	826	4.3	5	34	165.2									
Opponents	5	181	881	192	689	3.8	8	62	137.8									

Passing	gp	effic	comp-att-int	pct	yds	td	lg	avg/g	gp	effic	comp-att-int	pct	yds	td	lg	avg/g
Eric Dungey	4	169.34	42-70-1	60.0	660	7	89	165.0	4	169.34	42-70-1	60.0	660	7	89	165.0
Zack Mahoney	2	101.03	20-42-1	47.6	173	3	40	86.5	2	101.03	20-42-1	47.6	173	3	40	86.5
Austin Wilson	2	117.70	4-8-1	50.0	49	1	22	24.5	7	87.36	32-58-5	55.2	302	1	41	43.1
Terrel Hunt	1	-100.00	0-2-1	0.0	0	0	0	0.0	19	114.40	250-420-13	59.5	2621	11	65	137.9
Sean Avant	5	0.00	0-1-0	0.0	0	0	0	0.0	12	0.00	0-1-0	0.0	0	0	0	0.0
Total	5	136.90	66-123-4	53.7	882	11	89	176.4								
Opponents	5	141.06	100-154-5	64.9	1279	6	56	255.8								

Receiving	gp	no.	yds	avg	td	lg	avg/g	gp	no.	yds	avg	td	lg	avg/g
Steve Ishmael	5	14	218	15.6	2	62	43.6	17	41	633	15.4	5	62	37.2
Ben Lewis	5	10	89	8.9	1	18	17.8	27	35	371	10.6	2	48	13.7
Brisly Estime	5	8	197	24.6	2	89	39.4	21	46	594	12.9	4	89	28.3
Josh Parris	4	8	60	7.5	0	11	15.0	26	30	199	6.6	2	15	7.7
Ervin Philips	2	7	116	16.6	2	32	58.0	14	22	173	7.9	2	32	12.4
Dontae Strickland	5	5	45	9.0	2	25	9.0	5	5	45	9.0	2	25	9.0
Kendall Moore	3	3	39	13.0	0	21	13.0	25	13	135	10.4	2	21	5.4
Sean Avant	5	3	26	8.7	0	12	5.2	12	6	47	7.8	0	12	3.9
Jordan Fredericks	5	2	38	19.0	1	30	7.6	5	2	38	19.0	1	30	7.6
Devante McFarlane	4	2	27	13.5	0	23	6.8	27	10	116	11.6	0	28	4.3
Alvin Cornelius	5	2	17	8.5	0	11	3.4	24	14	193	13.8	1	42	8.0
Jamal Custis	3	1	7	7.0	1	7	2.3	13	5	22	4.4	1	7	1.7
Cameron MacPherson	5	1	3	3.0	0	3	0.6	5	1	3	3.0	0	3	0.6
Total	5	66	882	13.4	11	89	176.4							
Opponents	5	100	1279	12.8	6	56	255.8							

Total Offense	g	plays	rush	pass	total	avg/g	g	plays	rush	pass	total	avg/g
Eric Dungey	4	111	137	660	797	199.2	4	111	137	660	797	199.2
Jordan Fredericks	5	42	236	0	236	47.2	5	42	236	0	236	47.2
Zack Mahoney	2	50	52	173	225	112.5	2	50	52	173	225	112.5
George Morris	5	31	158	0	158	31.6	27	145	593	0	593	22.0
Devante McFarlane	4	21	70	0	70	17.5	27	97	531	0	531	19.7
Jacob Hill	5	18	68	0	68	13.6	5	18	68	0	68	13.6
Austin Wilson	2	9	-2	49	47	23.5	7	70	-31	302	271	38.7
Dontae Strickland	5	6	45	0	45	9.0	5	6	45	0	45	9.0
Ervin Philips	2	4	19	0	19	9.5	14	49	213	0	213	15.2
Brisly Estime	5	6	17	0	17	3.4	21	11	20	0	20	1.0
Riley Dixon	5	2	14	0	14	2.8	32	5	39	1	40	1.2
Ben Lewis	5	5	12	0	12	2.4	27	5	12	0	12	0.4
Tyrone Perkins	1	1	5	0	5	5.0	1	1	5	0	5	5.0
Terrel Hunt	1	3	2	0	2	2.0	19	579	794	2621	3415	179.7
TEAM	3	3	-7	0	-7	-2.3						
Total	5	313	826	882	1708	341.6						
Opponents	5	335	689	1279	1968	393.6						



2015 INDIVIDUAL SEASON & CAREER STATS

SEASON

CAREER

Scoring			PAT								PAT									
	td	fg	kick	rush	rcv	pass	dxp	saf	pts	td	fg	kick	rush	rcv	pass	dxp	saf	pts		
Cole Murphy	-	7-9	18-18	-	-	-	-	-	39	-	20-25	29-30	-	-	-	-	-	89		
Jordan Fredericks	3	-	-	-	-	-	-	-	18	3	-	-	-	-	-	-	-	18		
Brisly Estime	3	-	-	-	-	-	-	-	18	5	-	-	-	-	-	-	-	30		
Dontae Strickland	3	-	-	-	-	-	-	-	18	3	-	-	-	-	-	-	-	18		
Ervin Philips	2	-	-	-	-	-	-	-	12	2	-	-	-	-	-	-	-	12		
Steve Ishmael	2	-	-	-	-	-	-	-	12	5	-	-	-	-	-	-	-	30		
Eric Dungey	2	-	-	-	-	-	-	-	12	2	-	-	-	-	-	-	-	12		
Donnie Simmons	1	-	-	-	-	-	-	-	6	1	-	-	-	-	-	-	-	6		
Corey Winfield	1	-	-	-	-	-	-	-	6	1	-	-	-	-	-	-	-	6		
Jamal Custis	1	-	-	-	-	-	-	-	6	1	-	-	-	-	-	-	-	6		
Ben Lewis	1	-	-	-	-	-	-	-	6	2	-	-	-	-	-	-	-	12		
TEAM	-	-	-	-	-	-	-	1	2											
Total	19	7-9	18-18	-	-	-	-	1	155											
Opponents	15	6-9	15-15	-	-	-	-	-	123											

Punt Returns	no.	yds	avg	td	lg	no.	yds	avg	td	lg
Brisly Estime	7	148	21.1	1	74	17	332	19.5	1	74
Jacob Hill	1	-1	-1.0	0	0	1	-1	-1.0	0	0
Total	8	147	18.4	1	74					
Opponents	4	73	18.2	1	69					

Kick Returns	no.	yds	avg	td	lg	no.	yds	avg	td	lg
Brisly Estime	16	352	22.0	0	37	23	460	20.0	0	37
Dontae Strickland	2	36	18.0	0	18	2	36	18.0	0	18
Jordan Fredericks	1	17	17.0	0	17	1	17	17.0	0	17
Rodney Williams	1	18	18.0	0	18	1	18	18.0	0	18
Total	20	423	21.1	0	37					
Opponents	12	260	21.7	0	40					

Interceptions	no.	yds	avg	td	lg	no.	yds	avg	td	lg
Corey Winfield	2	24	12.0	1	24	2	24	12.0	1	24
Parris Bennett	1	5	5.0	0	5	1	5	5.0	0	5
Donnie Simmons	1	41	41.0	1	41	1	41	41.0	1	41
Zaire Franklin	1	21	21.0	0	21	1	21	21.0	0	21
Total	5	91	18.2	2	41					
Opponents	4	20	5.0	0	14					

Fumble Returns	no.	yds	avg	td	lg	no.	yds	avg	td	lg
Total	0	0	0.0	0	0					
Opponents	0	0	0.0	0	0					



2015 INDIVIDUAL SEASON & CAREER STATS

SEASON

CAREER

All Purpose	g	rush	rcv	pr	kr	ir	total	avg/g	g	rush	rcv	pr	kr	ir	total	avg/g
Brisly Estime	5	17	197	148	352	0	714	142.8	21	20	594	332	460	0	1406	67.0
Jordan Frederick	5	236	38	0	17	0	291	58.2	5	236	38	0	17	0	291	58.2
Steve Ishmael	5	0	218	0	0	0	218	43.6	17	0	633	0	0	0	633	37.2
George Morris	5	158	0	0	0	0	158	31.6	27	593	20	0	294	0	907	33.6
Eric Dungey	4	137	0	0	0	0	137	34.2	4	137	0	0	0	0	137	34.2
Ervin Philips	2	19	116	0	0	0	135	67.5	14	213	173	0	476	0	862	61.6
Dontae Stricklan	5	45	45	0	36	0	126	25.2	5	45	45	0	36	0	126	25.2
Ben Lewis	5	12	89	0	0	0	101	20.2	27	12	371	0	0	0	383	14.2
Devante McFarla	4	70	27	0	0	0	97	24.2	27	531	116	0	221	0	868	32.1
Jacob Hill	5	68	0	-1	0	0	67	13.4	5	68	0	-1	0	0	67	13.4
Josh Parris	4	0	60	0	0	0	60	15.0	26	0	199	0	1	0	200	7.7
Zack Mahoney	2	52	0	0	0	0	52	26.0	2	52	0	0	0	0	52	26.0
Donnie Simmons	5	0	0	0	0	41	41	8.2	29	0	0	0	0	41	41	1.4
Kendall Moore	3	0	39	0	0	0	39	13.0	25	0	135	0	0	0	135	5.4
Sean Avant	5	0	26	0	0	0	26	5.2	12	0	47	0	0	0	47	3.9
Corey Winfield	5	0	0	0	0	24	24	4.8	17	0	0	0	0	24	24	1.4
Zaire Franklin	5	0	0	0	0	21	21	4.2	17	0	0	0	0	21	21	1.2
Rodney Williams	5	0	0	0	18	0	18	3.6	7	0	0	0	18	0	18	2.6
Alvin Cornelius	5	0	17	0	0	0	17	3.4	24	0	193	0	0	0	193	8.0
Riley Dixon	5	14	0	0	0	0	14	2.8	32	39	0	0	0	0	39	1.2
Jamal Custis	3	0	7	0	0	0	7	2.3	13	1	22	0	0	0	23	1.8
Tyrone Perkins	1	5	0	0	0	0	5	5.0	1	5	0	0	0	0	5	5.0
Parris Bennett	5	0	0	0	0	5	5	1.0	13	0	0	0	0	5	5	0.4
Cameron MacPh	5	0	3	0	0	0	3	0.6	5	0	3	0	0	0	3	0.6
Terrel Hunt	1	2	0	0	0	0	2	2.0	19	794	-11	0	0	0	783	41.2
Austin Wilson	2	-2	0	0	0	0	-2	-1.0	7	-31	0	0	0	0	-31	-4.4
TEAM	3	-7	0	0	0	0	-7	-2.3								
Total	5	826	882	147	423	91	2369	473.8								
Opponents	5	689	1279	73	260	20	2321	464.2								

Field Goals	att	good	long	blkd	att	good	long	blkd
Cole Murphy	9	7	43	0	25	20	50	0
Total	9	7	43	0				
Opponents	9	6	37	0				

Punting	no.	yds	avg	lg	blk	no.	yds	avg	lg	blk
Riley Dixon	23	1039	45.2	64	1	176	7491	42.6	75	2
TEAM	1	36	36.0	36	0					
Eric Dungey	1	28	28.0	28	0	1	28	28.0	28	0
Total	25	1103	44.1	64	1					
Opponents	26	1079	41.5	54	0					

Kickoffs	no.	yds	avg	tb	ob	no.	yds	avg	tb	ob
Ryan Norton	28	1752	62.6	14	1	157	9427	60.0	55	3
Total	28	1752	62.6	14	1					
Opponents	24	1483	61.8	3	1					

2015 INDIVIDUAL SEASON & CAREER STATS

SEASON													CAREER										
##	Defensive Leaders	gp	ua	a	total	tfl	sack	int	pbu	fr	ff	blk	gp	ua	a	total	tfl	sack	int	pbu	fr	ff	blk
30	Parris Bennett	5	22	6	28	2.5	.	1	.	1	.	.	13	25	7	32	3.5	.	1	.	1	.	.
8C	Antwan Cordy	5	21	6	27	7.0	2.0	.	1	1	.	.	16	26	11	37	7.0	2.0	1	2	1	.	.
4	Zaire Franklin	5	21	6	27	3.0	1.0	1	17	52	19	71	8.0	3.0	1	2	.	1	.
21	Chauncey Scissum	5	13	8	21	0.0	17	16	9	25	0.0
33	Marquez Hodge	5	11	4	15	0.5	.	.	.	1	.	.	22	62	14	76	6.0	3.0	.	.	2	.	.
11	Corey Winfield	5	14	1	15	0.0	.	2	2	.	.	.	17	27	2	29	0.5	.	2	2	.	.	.
6	Rodney Williams	5	11	4	15	0.0	7	12	5	17	0.0	.	.	.	1	.	.
13	Ron Thompson	5	12	1	13	6.0	5.0	.	1	.	3	.	30	40	25	65	17.5	10.0	.	7	.	5	.
1	Julian Whigham	5	11	2	13	0.5	.	.	3	.	.	.	37	42	15	57	3.0	1.5	4	8	1	.	.
51	Donnie Simmons	5	10	2	12	2.5	.	1	29	12	2	14	4.5	1.0	1
2	Wayne Morgan	5	8	3	11	0.5	.	.	1	.	.	.	34	34	17	51	1.5	.	.	1	.	.	.
5	Luke Arciniega	5	11	.	11	5.0	4.0	.	.	.	1	.	22	30	3	33	8.0	6.0	1	.	.	1	.
23	Jonathan Thomas	5	8	2	10	1.0	14	11	3	14	1.0	1	.
15	Juwan Dowels	5	7	3	10	0.0	5	7	3	10	0.0
95	Chris Slayton	5	8	2	10	2.5	1.0	.	.	.	1	.	5	8	2	10	2.5	1.0	.	.	.	1	.
37	Ted Taylor	5	9	.	9	2.0	5	9	.	9	2.0
7C	Steven Clark	5	5	3	8	0.5	5	5	3	8	0.5
50	John Raymon	5	5	1	6	1.0	17	15	4	19	4.5	1.5	.	.	1	.	1
20	Cordell Hudson	5	5	1	6	1.0	5	5	1	6	1.0
25	Kielan Whitner	5	4	2	6	0.0	5	4	2	6	0.0
52	Kayton Samuels	5	5	1	6	2.5	.	.	.	1	.	.	5	5	1	6	2.5	.	.	.	1	.	.
19	Daivon Ellison	4	2	.	2	0.0	.	.	1	.	.	.	4	2	.	2	0.0	.	.	1	.	.	.
79	Anthony Giudice	2	2	.	2	1.0	2	2	.	2	1.0
18	Dontae Strickland	5	2	.	2	0.0	.	.	.	1	.	.	5	2	.	2	0.0	.	.	.	1	.	.
47	Matt Keller	5	2	.	2	0.0	5	2	.	2	0.0
7	Oliver Vigille	3	.	2	2	0.0	39	11	5	16	1.0	.	.	1	.	.	.
31	Kyle Kleinberg	5	1	1	2	0.0	5	1	1	2	0.0
49	Alryk Perry	1	1	.	1	0.0	1	1	.	1	0.0
14	Kenterius Womack	5	.	1	1	0.0	5	.	1	1	0.0
57	Omari Palmer	5	1	.	1	0.0	26	3	1	4	0.0
12	Ryan Norton	5	1	.	1	0.0	1	.	35	3	1	4	0.0	1	.
TM	TEAM	3	.	.	.	0.0											
	Total	5	233	62	295	39	13	5	9	5	6	.											
	Opponents	5	228	58	286	32	7	4	10	2	4	1											

THE SHAFER FILE



Personal

- Native of Painesville, Ohio
- He and his wife, Missy, have a son, Wolfgang, and a daughter, Elsa
- Wolfgang is currently the starting quarterback at Ithaca College

Education

- Graduate of Riverside High School in Painesville, Ohio
- Received a bachelor's degree from Baldwin Wallace in 1990
- Earned his master's degree from Indiana University in 1993

Coaching Experience

Years	School	Position
2013-Present	Syracuse	Head Coach
2012	Syracuse	Defensive Coordinator
2011	Syracuse	Defensive Coordinator/Secondary
2009-10	Syracuse	Defensive Coordinator
2008	Michigan	Defensive Coordinator
2007	Stanford	Assistant Head Coach/Defensive Coordinator
2005-06	Western Michigan	Defensive Coordinator/Def. Backs
2004	Illinois	Defensive Backs
1996-2003	Northern Illinois	Defensive Coordinator/Def. Backs
1993-95	Rhode Island	Secondary
1991-92	Indiana	Graduate Assistant

Year-By-Year Head Coaching Record

Year	Overall Record (Pct.)
2013	7-6 (.538)
2014	3-9 (.250)
2015	3-2 (.600)
Total	13-17 (.433)

MEET THE HEAD COACH

One of the top defensive minds in college football, Scott Shafer was named the Syracuse football program's 29th head coach on Jan. 29, 2013 after serving as the Orange's defensive coordinator for four seasons. In 24 years as a college coach, Shafer has mentored 41 all-conference performers and four All-Americans.

COACHING ACCOMPLISHMENTS

Syracuse University (2009-present)

- Coached 15 players who have combined to receive all-conference honors 19 times, including NFL Draft picks Jay Bromley (New York Giants), Doug Hogue (Detroit Lions), Arthur Jones (Baltimore Ravens), Chandler Jones (New England Patriots), Marquis Spruill (Atlanta Falcons), and Shamarko Thomas (Pittsburgh Steelers).
- Guided the Orange to a 7-6 overall record in 2013, including a victory against Minnesota in the Texas Bowl to become the second head coach in school history to win a bowl game in his inaugural season.
- In 2012, the Orange ranked sixth in the NCAA and led the BIG EAST in tackles for loss (7.7 per game).
- 2010 AFCA National Assistant Coach of the Year nominee.
- In 2010, Syracuse ranked seventh nationally in total defense (301.5 yards per game).

Stanford University (2007)

- His defensive unit improved in every NCAA statistical category from the previous season.
- Helped the Cardinal to a 24-23 upset against No. 2 USC, snapping the Trojans' 35-game home winning streak.

Western Michigan University (2005-06)

- In 2006, the Broncos led the NCAA in interceptions (24), sacks (46) and set a Mid-American Conference record for the fewest rushing yards allowed per game (76.1).
- 2006 Broyles Award nominee as the nation's top assistant coach.

Northern Illinois University (1996-2003)

- In 2003, NIU ranked third nationally in interceptions (23).
- In 2002, the Huskies led the Mid-American Conference in every defensive category.

PLAYING ACCOMPLISHMENTS

- Played quarterback for one season at Ohio University (1985).
- Transferred to Baldwin Wallace (1986-90) and quarterbacked an offense that was 17th nationally in passing efficiency.
- Baldwin Wallace team captain.

CHAMPIONSHIPS AND BOWL GAMES AS A COACH

- 2013 Texas Bowl Champions, Syracuse
- 2012 New Era Pinstripe Bowl Champions, Syracuse
- 2012 BIG EAST co-Champions, Syracuse
- 2010 New Era Pinstripe Bowl Champions, Syracuse
- 2006 International Bowl, Western Michigan
- 2002 MAC West Division Champions, Northern Illinois
- 2001 MAC West Division Champions, Northern Illinois
- 1995 New England Division Champions, Rhode Island

PROMINENT PLAYERS COACHED

Name	School with Shafer	Professional Accomplishments
Jay Bromley	Syracuse	2014 NFL third-round draft pick (New York Giants)
Doug Hogue	Syracuse	2011 NFL fifth-round draft pick (Detroit Lions)
Arthur Jones	Syracuse	2010 NFL fifth-round draft pick (Baltimore Ravens), Super Bowl champion
Chandler Jones	Syracuse	2012 NFL first-round draft pick (New England Patriots), NFL All-Rookie Team
Marquis Spruill	Syracuse	2014 NFL fifth-round draft pick (Atlanta Falcons)
Shamarko Thomas	Syracuse	2013 NFL fourth-round draft pick (Pittsburgh Steelers)
Terrance Taylor	Michigan	2009 NFL fourth-round draft pick (Indianapolis Colts)
Morgan Trent	Michigan	2009 NFL sixth-round draft pick (Cincinnati Bengals)
E.J. Biggers	Western Michigan	2009 NFL seventh-round draft pick (Tampa Bay Buccaneers)
Louis Delmas	Western Michigan	2009 NFL second-round draft pick (Detroit Lions)
Kelvin Hayden	Illinois	2005 NFL second-round draft pick (Indianapolis Colts)

"HARD-NOSED"

Scott Shafer has a vision for Syracuse football and it's "hard-nosed". The term has evolved into Shafer's mantra and a characteristic he believes the Orange must embody to succeed.

hard-nosed [hahrd-nohzd]

adjective
hardheaded or tough; unsentimentally practical.

From Shafer's introductory press conference:

"I envision a hard-nosed team that's from a hard-nosed town. The thing I like about Syracuse, the city, is that the people who live here and embrace it, they're tough people, they're hard-nosed people who work their ass off. And they expect a hard-nosed football team. In my opinion, it's our job to put a product on the field that the community can say that's us."



RECORD WHEN

	2015	Overall	ACC
SU scores first.....	2-0	9-5	4-3
Opponent scores first.....	1-2	4-12	2-8
SU leads at the half.....	2-0	10-1	3-1
Tied at the half.....	0-0	2-0	2-0
SU trails at the half.....	1-2	1-16	1-19
SU leads after three quarters.....	3-0	13-0	6-0
Tied after three quarters.....	0-0	0-1	0-1
SU trails after three quarters.....	0-2	0-16	0-10
SU in overtime.....	1-0	2-0	0-0
SU has < 300 yds. of total offense.....	0-1	0-9	0-7
SU has 300-399 yds. of total offense.....	2-1	7-4	4-3
SU has 400-499 yds. of total offense.....	1-0	5-3	2-1
SU has 500+ yds. of total offense.....	0-0	1-1	0-0
Opp. has < 300 yds. of total offense.....	1-0	6-2	3-2
Opp. has 300-399 yds. of total offense.....	0-0	5-6	2-4
Opp. has 400-499 yds. of total offense.....	1-1	1-4	1-3
Opp. has 500+ yds. of total offense.....	1-1	1-5	0-2
SU back rushes for 100+ yds.....	1-0	6-2	3-1
SU does not have a 100-yd. rusher.....	2-2	7-15	3-10
Opp. back runs for 100+ yds.....	0-2	1-6	0-4
Opp. does not have a 100-yd. rusher.....	3-0	12-11	6-7
SU rushes for < 100 yds.....	0-1	0-7	0-5
SU rushes for 100-199 yds.....	2-1	6-8	3-5
SU rushes for 200-299 yds.....	0-0	5-0	2-0
SU rushes for 300+ yds.....	1-0	2-2	1-1
Opponent rushes for < 100 yds.....	3-0	8-4	4-2
Opponent rushes for 100+ yds.....	0-2	5-13	2-9
SU passes for < 200 yds.....	2-1	9-10	4-8
SU passes for 200-299 yds.....	1-1	3-5	2-2
SU passes for 300+ yds.....	0-0	1-2	0-1
Opp. passes for < 250 yds.....	1-0	11-8	5-8
Opp. passes for 250+ yds.....	2-2	2-9	1-3
SU scores < 20 points.....	0-0	1-12	1-10
SU scores 20-29 points.....	0-2	4-5	2-1
SU scores 30-39 points.....	2-0	4-0	3-0
SU scores 40+ points.....	1-0	4-0	0-0
Opp. scores < 20 points.....	2-0	10-2	5-2
Opp. scores 20-29 points.....	1-0	2-5	0-4
Opp. scores 30-39 points.....	0-1	1-5	1-2
Opp. scores 40+ points.....	0-1	0-5	0-3
SU does not commit a turnover.....	1-0	7-1	3-1
SU has one or two turnovers.....	2-1	6-7	3-4
SU has three or more turnovers.....	0-1	0-9	0-6
SU has no takeaways.....	0-1	1-4	0-1
SU has one takeaway.....	0-1	3-6	2-5
SU has two takeaways.....	1-0	5-4	2-4
SU has three or more takeaways.....	2-0	4-3	2-1

MONTHLY RECORD

Month	Overall	Home	Away	Neutral	Conference	Divisional
August	1-1	1-0	0-0	0-1	0-0	0-0
September	6-4	5-2	1-1	0-1	1-0	1-0
October	2-6	0-3	2-3	0-0	2-5	2-4
November	3-6	2-3	1-3	0-0	3-6	3-3
December	1-0	0-0	0-0	1-0	0-0	0-0
January	0-0	0-0	0-0	0-0	0-0	0-0
Total	13-17	8-8	4-7	1-2	6-11	6-7

IN TIGHT GAMES

Since head coach Scott Shafer began directing the Syracuse football team six contests have been decided by seven points or less. The Orange owns a 4-3 record (.571) in these games.

Year	Opponent	Location	Result	Score
2015	Central Michigan	Carrier Dome	W	30-27 (OT)
2014	NC State	Carrier Dome	L	17-24
2014	Villanova	Carrier Dome	W	27-26 (2OT)
2013	Minnesota	Houston, Texas	W	21-17
2013	Boston College	Carrier Dome	W	34-31
2013	Pittsburgh	Carrier Dome	L	16-17
2013	Penn State	East Rutherford, N.J.	L	17-23

SHAHER SUPERLATIVES

Offense

Points

54 vs. Wagner, 9/14/13

Total Offense Yards

595 vs. Wagner, 9/14/13

Total Offense Plays

94 vs. Boston College, 11/30/13

Rushing Attempts

58 vs. Rhode Island, 9/4/15

Rushing Yards

370 vs. Maryland, 9/20/14

Pass Completions

29 vs. Boston College, 11/30/13
29 at Northwestern, 9/7/13

Pass Attempts

45 at Northwestern, 9/7/13

Passing Yards

359 vs. Wagner, 9/14/13

First Downs

30 vs. Boston College, 11/30/13

Time of Possession

41:42 at Florida State, 11/16/13

Defense

Fewest Points Allowed

0 vs. Rhode Island, 9/4/15
0 vs. Wake Forest, 11/2/13
0 vs. Wagner, 9/14/13

Fewest Total Yards Allowed

64 vs. Rhode Island, 9/14/15

Fewest Rushing Yards Allowed

4 vs. Rhode Island, 9/14/15

Fewest Passing Yards Allowed

34 vs. Wagner, 9/14/13

Fewest First Downs Allowed

2 vs. Rhode Island, 9/14/15

AGAINST ALL OPPONENTS

Opponent	Wins	Losses	Pct.
Boston College	1	1	.500
Central Michigan	2	0	1.000
Clemson	0	2	.000
Duke	0	1	.000
Florida State	0	2	.000
Georgia Tech	0	1	.000
Louisville	0	1	.000
LSU	0	1	.000
Maryland	1	1	.500
Minnesota	1	0	1.000
NC State	1	1	.500
Northwestern	0	1	.000
Notre Dame	0	1	.000
Penn State	0	1	.000
Pittsburgh	0	2	.000
Rhode Island	1	0	1.000
Tulane	1	0	1.000
USF	0	1	.000
Villanova	1	0	1.000
Virginia	0	0	.000
Wagner	1	0	1.000
Wake Forest	3	0	1.000
Total	13	17	.433

2015 opponents are bolded



GAME SUMMARIES

Game 1 • Syracuse 47, Rhode Island 0

September 4 • Carrier Dome • Syracuse, N.Y. • Att: 30,112

SYRACUSE, N.Y. – The Syracuse football team dominated Rhode Island in its season opener on Friday, Sept. 4, beating the Rams by the final score of 47-0 at the Carrier Dome.

The 47-point win for Syracuse marked its largest margin of victory in a season opener since 2000 when the Orange defeated Buffalo, 63-7. In addition, the shutout represented the first time SU held its opponent scoreless in a campaign starter since 1997 when it beat Wisconsin, 34-0, in the Kickoff Classic at Giants Stadium.

Freshman quarterback Eric Dungey took over after senior Terrel Hunt exited with a lower-body injury in the first quarter. Dungey finished the contest 10-of-17 passing for 114 yards and two touchdowns. Both of Dungey's touchdown tosses went to sophomore hybrid back Ervin Philips.

The freshmen running back trio of Jordan Fredericks, Dontae Strickland and Jacob Hill combined for 220 yards on the ground and two touchdowns as the Orange racked up 312 yards rushing to four for Rhode Island. Fredericks led all ground gainers with 103 yards and a touchdown.

The youthful Syracuse defense was equally as impressive. The Orange tied the school record by allowing just two first downs in the contest. Overall, Syracuse limited the Rams to 64 total yards, the lowest total for an SU opponent since West Virginia managed just 61 yards of offense in 1967, and forced four URI turnovers.

Three of the Orange's takeaways came in the opening 4:04 of the contest, including a 24-yard interception returned for a touchdown by cornerback Corey Winfield for the game's first touchdown.

Syracuse added 24 more points in the first half, including a 74-yard punt return for a touchdown by Brisly Estime on the last play of the half. Estime's runback marked the first Orange punt return TD since 2003 (Marcus Clayton vs. West Virginia), and the 31 points represented the team's highest first-half scoring total since 2013 against Tulane (42).

Syracuse picked up where it left off in the second half, as Fredericks scored his first collegiate touchdown from 13 yards out less than five minutes into the third quarter. Cole Murphy added the extra point to extend the lead to 38-0.

A safety at the end of the period and a 21-yard touchdown run by Strickland early in the fourth quarter closed the scoring.

Score by Quarters

	1st	2nd	3rd	4th	Final
Rhode Island	0	0	0	0	0
Syracuse	14	17	9	7	47

Scoring Summary:

1st	10:56	SU	Corey Winfield 24 yd interception return (Cole Murphy kick), , URI 0 - SU 7
	02:47	SU	Ervin Philips 32 yd pass from Eric Dungey (Cole Murphy kick), 4-63 2:00, URI 0 - SU 14
2nd	08:53	SU	Cole Murphy 23 yd field goal, 14-76 5:12, URI 0 - SU 17
	07:56	SU	Ervin Philips 9 yd pass from Eric Dungey (Cole Murphy kick), 2-9 0:45, URI 0 - SU 24
	00:00	SU	Brisly Estime 74 yd punt return (Cole Murphy kick), , URI 0 - SU 31
3rd	10:03	SU	Jordan Fredericks 13 yd run (Cole Murphy kick), 9-72 4:57, URI 0 - SU 38
	01:57	SU	TEAM safety, , URI 0 - SU 40
4th	11:18	SU	Dontae Strickland 21 yd run (Cole Murphy kick), 6-55 2:40, URI 0 - SU 47

	URI	SU		URI	SU
First Downs	2	23	Punts (Number-Avg)	9-42.8	5-42.2
Rushes-Yards (Net)	20-4	58-312	Fumbles-Lost	4-3	0-0
Passing Yards (Net)	60	114	Penalties-Yards	5-40	3-36
Passes Att-Comp-Int	20-10-1	20-10-1	Possession Time	19:46	40:14
Total Offense Plays-Yards	40-64	78-426	Third-Down Conversions	1 of 11	11 of 19
Fumble Returns-Yards	0-0	0-0	Fourth-Down Conversions	0 of 0	1 of 1
Punt Returns-Yards	0-0	4-95	Red-Zone Scores-Chances	0-0	3-3
Kickoff Returns-Yards	4-107	2-46	Sacks By: Number-Yards	1-7	1-3
Interception Returns-Yards	1-6	1-24			

RUSHING: Rhode Island - Paul Mroz 4-14; Khayri Denny 1-4; Markey Clarke 5-3; Harold Cooper 9-minus 4; TEAM 1-minus 13. **Syracuse** - Jordan Fredericks 14-103; Jacob Hill 17-75; George Morris 12-71; Dontae Strickland 2-42; Eric Dungey 8-20; Tyrone Perkins 1-5; Terrel Hunt 1-2; Ben Lewis 1-minus 1; Ervin Philips 1-minus 2; TEAM 1-minus 3.

PASSING: Rhode Island - Paul Mroz 10-20-1-60. **Syracuse** - Eric Dungey 10-17-0-114; Terrel Hunt 0-2-1-0; Austin Wilson 0-1-0-0.

RECEIVING: Rhode Island - Khayri Denny 3-21; Harold Cooper 3-13; Justin Caines 2-9; Marven Beauvais 1-18; Paul Mroz 1-minus 1. **Syracuse** - Steve Ishmael 3-29; Ervin Philips 2-41; Ben Lewis 1-16; Alvin Cornelius 1-11; Brisly Estime 1-9; Sean Avant 1-5; Cameron MacPherson 1-3.

Game 2 • Syracuse 30, Wake Forest 17

September 12 • Carrier Dome • Syracuse, N.Y. • Att: 26,670

SYRACUSE, N.Y. – The Orange outscored Wake Forest 17-0 in the second half to erase a 17-13 halftime deficit and win the ACC opener for both teams, 30-17, at the Carrier Dome on Saturday, Sept. 12. Freshman quarterback Eric Dungey threw a pair of second-half touchdowns, and the defense pitched its third scoreless half of the season to lead the Orange to its fourth straight win against the Demon Deacons.

In his first career start, Dungey was 8-of-13 passing for 221 yards, including 186 yards in the second half. The defense did its part by recording three interceptions and tallying four sacks, including two by Luke Arciniega. SU was also stout against the run, holding Wake to 46 yards on 32 carries (1.4 yards per rush).

It was the Orange defense that helped set up the game's first points. Parris Bennett stepped in front of a John Wolford pass to Wake's opening drive and gave the Orange the ball at the Demon Deacons' 42-yard line. Six plays later, Cole Murphy booted a 35-yard field goal at the 4:17 mark of the opening quarter.

Wolford bounced back on the ensuing series, capping a 75-yard drive by finding KJ Brent for a 40-yard touchdown that put the visitors ahead, 7-6.

Brent's touchdown nudged Wake ahead, but the advantage was short-lived. The scored 10 points in the first minute of the second quarter, including a 41-yard interception return for a touchdown by defensive end Donnie Simmons that put SU back in front, 13-7. However, the Demon Deacons responded with 10 unanswered points of their own, including a 6-yard TD run by Wolford, to claim a 17-13 lead at the half.

In the third quarter, Wake seemed poised to add to its advantage. The Demon Deacons controlled the ball for nearly 13 minutes in the quarter, but the Orange that tallied the only points of the stanza when Dungey escaped the pocket and fired a bullet to Estime, who slipped a tackle and raced 89 yards to the end zone to put the Orange up 20-17 with 2:01 to go in the period. The scoring strike was the third-longest pass play in team history and SU's longest since Donovan McNabb and Quinton Spotwood hooked up for 94-yard touchdown against East Carolina in 1997.

Dungey wasn't finished. On SU's next series, he converted a third-and-10 by finding tight end Kendall Moore for a 21-yard gain. Two plays later, Dungey hit Ishmael down the sideline for a 53-yard touchdown that resulted in a 27-17 Orange advantage.

The 10-point cushion was more than enough for the SU defense, which forced two punts and recorded an interception on Wake's last three possessions.

Murphy added a late 20-yard field goal to produce the final score.

Score by Quarters

	1st	2nd	3rd	4th	Final
Wake Forest	7	10	0	0	17
Syracuse	3	10	7	10	30

Scoring Summary:

1st	04:17	SU	Cole Murphy 35 yd field goal, 6-19 2:28, WF 0 - SU 3
	02:31	WF	KJ Brent 40 yd pass from John Wolford (Mike Weaver kick), 4-75 1:46, WF 7 - SU 3
2nd	14:51	SU	Cole Murphy 39 yd field goal, 7-48 2:40, WF 7 - SU 6
	14:07	SU	Donnie Simmons 41 yd interception return (Cole Murphy kick), , WF 7 - SU 13
	09:20	WF	John Wolford 6 yd run (Mike Weaver kick), 9-75 4:47, WF 14 - SU 13
	00:08	WF	Mike Weaver 27 yd field goal, 11-45 2:42, WF 17 - SU 13
3rd	02:01	SU	Brisly Estime 89 yd pass from Eric Dungey (Cole Murphy kick), 1-89 0:14, WF 17 - SU 20
4th	11:17	SU	Steve Ishmael 53 yd pass from Eric Dungey (Cole Murphy kick), 7-85 3:35, WF 17 - SU 27
	01:47	SU	Cole Murphy 20 yd field goal, 7-34 2:16, WF 17 - SU 30

	WF	SU		WF	SU
First Downs	23	15	Punts (Number-Avg)	5-39.8	5-37.8
Rushes-Yards (Net)	32-46	37-149	Fumbles-Lost	1-0	1-0
Passing Yards (Net)	373	221	Penalties-Yards	6-52	4-30
Passes Att-Comp-Int	45-30-3	14-8-0	Possession Time	34:15	25:45
Total Offense Plays-Yards	77-419	51-370	Third-Down Conversions	7 of 16	1 of 9
Fumble Returns-Yards	0-0	0-0	Fourth-Down Conversions	1 of 1	0 of 0
Punt Returns-Yards	1--2	0-0	Red-Zone Scores-Chances	2-2	3-3
Kickoff Returns-Yards	1-33	1-22	Sacks By: Number-Yards	2-18	4-30
Interception Returns-Yards	0-0	3-46			

RUSHING: Wake Forest - Tyler Bell 12-39; Isaiah Robinson 11-29; Matt Colburn 1-minus 1; John Wolford 8-minus 21. **Syracuse** - George Morris 6-46; Eric Dungey 12-36; Devante McFarlane 9-34; Jordan Fredericks 6-21; Ben Lewis 1-17; TEAM 1-minus 2; Brisly Estime 2-minus 3.

PASSING: Wake Forest - John Wolford 30-45-3-373. **Syracuse** - Eric Dungey 8-13-0-221; Sean Avant 0-1-0-0.

RECEIVING: Wake Forest - KJ Brent 7-96; Tabari Hines 7-77; Chuck Wade 5-82; Cortez Lewis 5-48; Cam Serigne 3-35; Tyler Bell 1-24; Tyree Harris 1-8; Isaiah Robinson 1-3. **Syracuse** - Brisly Estime 2-98; Kendall Moore 2-26; Steve Ishmael 1-53; Devante McFarlane 1-23; Dontae Strickland 1-12; Josh Parris 1-9.



GAME SUMMARIES

Game 3 • Syracuse 30, Central Michigan 27 (OT)

September 19 • Carrier Dome • Syracuse, N.Y. • Att: 27,949

SYRACUSE, N.Y. — Freshman Jordan Fredericks scored on a 4-yard touchdown run in overtime to give the Syracuse football team its first 3-0 start since 1991 and a 30-27 victory against Central Michigan (1-2) at the Carrier Dome on Saturday, Sept. 19.

Central Michigan scored the first points of overtime on a 20-yard field goal by kicker Brian Eavey after defensive end Ron Thompson made a key stop for the Orange on third-and-goal at the 1-yard line. With SU trailing 27-24, quarterback Zack Mahoney's 13-yard pass to Kendall Moore on third down kept the Orange's OT drive alive, setting up Fredericks' scoring run two plays later.

The Orange offense scored 24 points in the first 30 minutes, but was held scoreless in the second half after freshman quarterback Eric Dungey, who had both a rushing and passing touchdown, exited the game with an upper-body injury.

The Chippewas opened the scoring at the 8:38 mark in the first quarter, as Eavey kicked a 34-yard field goal that resulted in a 3-0 lead. Syracuse answered with 17 straight points, and held a 24-10 advantage at the half following a 7-yard touchdown pass from backup quarterback Austin Wilson to Jamal Custis.

In the third quarter, the Chippewas marched 94 yards on their first second-half series, and Devon Spalding capped the drive with a 2-yard touchdown run to make the score 24-17.

The Orange and Chippewas exchanged possessions throughout the rest of the second half until CMU quarterback Cooper Rush tied the game on a 27-yard touchdown pass to Ben McCord with seven seconds left, setting the stage for overtime.

Defensively, the Orange came through when it needed to, recording two fourth-quarter takeaways and holding the Chippewas to a field goal on their OT possession. Sophomore Zaire Franklin created one of those turnovers, intercepting the first pass of his career to halt a potential scoring drive. Parris Bennett thwarted another when he pounced on a fumble caused by Ron Thompson.

Bennett finished with a career-high 10 tackles (nine solo). Thompson and classmate Luke Arciniega both had five tackles and two sacks. Thompson was credited with a career-best three tackles for loss and forced two Central Michigan fumbles.

Score by Quarters

	1st	2nd	3rd	4th	OT	Final
Central Michigan	3	7	7	7	3	27
Syracuse	10	14	0	0	6	30

Scoring Summary:

1st	08:38	CMU	Brian Eavey 34 yd field goal, 8-42 3:24, CMU 3 - SU 0
	04:22	SU	Cole Murphy 21 yd field goal, 9-78 4:16, CMU 3 - SU 3
	00:11	SU	Eric Dungey 4 yd run (Cole Murphy kick), 2-66 0:41, CMU 3 - SU 10
2nd	09:20	SU	Dontae Strickland 25 yd pass from Eric Dungey (Cole Murphy kick), 4-80 1:55, CMU 3 - SU 17
	05:57	CMU	Joe Bacci 2 yd pass from Cooper Rush (Brian Eavey kick), 9-75 3:23, CMU 10 - SU 17
	01:11	SU	Jamal Custis 7 yd pass from Austin Wilson (Cole Murphy kick), 5-41 1:50, CMU 10 - SU 24
3rd	08:58	CMU	Devon Spalding 2 yd run (Brian Eavey kick), 8-94 4:15, CMU 17 - SU 24
4th	00:07	CMU	Ben McCord 27 yd pass from Cooper Rush (Brian Eavey kick), 12-90 2:10, CMU 24 - SU 24
OT		CMU	Brian Eavey 20 yd field goal, 5-23 0:00, CMU 27 - SU 24
		SU	Jordan Fredericks 4 yd run, 5-25 0:00, CMU 27 - SU 30

	CMU	SU		CMU	SU
First Downs	30	11	Punts (Number-Avg)	5-44.4	6-48.0
Rushes-Yards (Net)	40-90	30-165	Fumbles-Lost	3-1	0-0
Passing Yards (Net)	430	161	Penalties-Yards	5-44	6-60
Passes Att-Comp-Int	51-37-1	17-11-1	Possession Time	39:06	20:54
Total Offense Plays-Yards	91-520	47-326	Third-Down Conversions	5 of 17	1 of 8
Fumble Returns-Yards	0-0	0-0	Fourth-Down Conversions	3 of 3	0 of 0
Punt Returns-Yards	0-0	2-8	Red-Zone Scores-Chances	5-6	4-4
Kickoff Returns-Yards	2-31	3-61	Sacks By: Number-Yards	1-2	4-34
Interception Returns-Yards	1-0	1-21			

RUSHING: Central Michigan - Devon Spalding 21-83; Jahray Hayes 12-51; Mark Chapman 1-1; Jay Roberson 1-1; Corey Willis 1-minus 6; Cooper Rush 4-minus 40. **Syracuse** - Jordan Fredericks 11-73; Eric Dungey 4-50; Devante McFarlane 8-28; Zack Mahoney 1-12; Brisly Estime 1-11; George Morris 1-minus 1; TEAM 1-minus 2; Austin Wilson 1-minus 2; Dontae Strickland 2-minus 4.

PASSING: Central Michigan - Cooper Rush 37-51-1-430. **Syracuse** - Austin Wilson 4-7-1-49; Eric Dungey 3-6-0-93; Zack Mahoney 4-4-0-19.

RECEIVING: Central Michigan - Ben McCord 10-147; Devon Spalding 10-102; Jesse Kroll 7-99; Joe Bacci 4-22; Jahray Hayes 3-23; Anthony Rice 2-15; Tyler Conklin 1-22. **Syracuse** - Dontae Strickland 2-18; Ben Lewis 2-17; Steve Ishmael 1-62; Brisly Estime 1-22; Kendall Moore 1-13; Sean Avant 1-12; Jamal Custis 1-7; Alvin Cornelius 1-6; Devante McFarlane 1-4.

Game 4 • (8/9) LSU 34, Syracuse 24

September 26 • Carrier Dome • Syracuse, N.Y. • Att: 43,101

SYRACUSE, N.Y. — The Orange football team had its three-game winning streak snapped against No. 8 LSU at the Carrier Dome on Saturday, Sept. 26. The Orange kept it close against the Tigers before losing by a final score of 34-24 in front of a season-high crowd of 43,101.

Running back Leonard Fournette was the difference for LSU, rushing for 244 yards and two scores.

Orange QB Zack Mahoney completed 16-of-38 passes for 154 yards and three touchdowns in his first career start. Brisly Estime also had a solid day for SU, totaling career-high 261 all-purpose yards. Estime racked up 202 return yards, including 158 yards on six kickoff returns to tie Jim Turner for 10th on the Orange single-game record list. Turner recorded 158 yards on four kickoff returns versus Rutgers in 1994.

LSU opened the scoring in the first quarter on a six-play, 91-yard drive capped by a 14-yard touchdown run by Fournette at the 3:56 mark.

Syracuse closed the gap to four with 6:58 left in the second quarter when Cole Murphy booted a 43-yard field goal. Murphy had an opportunity to draw SU closer on the last play of the half, but he pushed a 31-yard try to the right and the score remained 7-3 at halftime.

In the third quarter, LSU scored 10 straight points to extend the lead to 17-3, including a 69-yard punt return by Tre'Davious White with 7:48 remaining in the stanza.

Mahoney answered less than two minutes later, hitting Estime from 40 yards out for SU's first touchdown. However, LSU snatched the momentum back on the next series as Fournette rumbled 62 yards for a touchdown to reclaim a 14-point lead for the Tigers (24-10) late in the third.

Early in the fourth quarter, the Orange closed to within seven again. Ben Lewis capped a seven-play drive by catching his second career touchdown on a 2-yard pass from Mahoney.

Following Lewis' score, LSU sealed the game with 10 points in the span of 4:03. Harris hit Dupre for an 11-yard touchdown, and Deion Jones intercepted Mahoney to set up a 37-yard field goal by Trent Domingue at the 5:11 mark.

Mahoney connected with Dontae Strickland for a 5-yard touchdown with 1:53 remaining to make the score 34-24, but LSU recovered the ensuing onside kick and ran out the clock to secure the victory.

Score by Quarters

	1st	2nd	3rd	4th	Final
LSU	7	0	17	10	34
Syracuse	0	3	7	14	24

Scoring Summary:

1st	03:56	LSU	Leonard Fournette 14 yd run (Trent Domingue kick), 6-91 3:26, LSU 7 - SU 0
2nd	06:58	SU	Cole Murphy 43 yd field goal, 9-33 4:42, LSU 7 - SU 3
3rd	09:44	LSU	Trent Domingue 21 yd field goal, 12-76 5:16, LSU 10 - SU 3
	07:48	LSU	Tre'Davious White 69 yd punt return (Trent Domingue kick), LSU 17 - SU 3
	06:02	SU	Brisly Estime 40 yd pass from Zack Mahoney (Cole Murphy kick), 3-67 1:38, LSU 17 - SU 10
	04:09	LSU	Leonard Fournette 62 yd run (Trent Domingue kick), 4-75 1:53, LSU 24 - SU 10
4th	12:06	SU	Ben Lewis 2 yd pass from Zack Mahoney (Cole Murphy kick), 7-56 2:40, LSU 24 - SU 17
	09:14	LSU	Malachi Dupre 11 yd pass from Brandon Harris (Trent Domingue kick), 6-73 2:46, LSU 31 - SU 17
	05:11	LSU	Trent Domingue 37 yd field goal, 6-6 2:33, LSU 34 - SU 17
	01:53	SU	Dontae Strickland 5 yd pass from Zack Mahoney (Cole Murphy kick), 16-75 3:12, LSU 34 - SU 24

	LSU	SU		LSU	SU
First Downs	17	20	Punts (Number-Avg)	5-37.6	5-45.6
Rushes-Yards (Net)	42-268	32-127	Fumbles-Lost	1-0	1-0
Passing Yards (Net)	157	154	Penalties-Yards	14-120	4-36
Passes Att-Comp-Int	16-8-0	38-16-1	Possession Time	29:52	30:08
Total Offense Plays-Yards	58-425	70-281	Third-Down Conversions	3 of 10	6 of 17
Fumble Returns-Yards	0-0	0-0	Fourth-Down Conversions	0 of 0	3 of 4
Punt Returns-Yards	2-75	2-44	Red-Zone Scores-Chances	4-5	2-3
Kickoff Returns-Yards	3-57	7-176	Sacks By: Number-Yards	1-8	2-21
Interception Returns-Yards	1-0	0-0			

RUSHING: LSU - Leonard Fournette 26-244; Derrius Guice 4-13; Darrel Williams 2-8; Nick Brossette 1-5; Brandon Harris 6-3; Travin Dural 1-minus 1; TEAM 2-minus 4. **Syracuse** - Zack Mahoney 7-40; George Morris 7-35; Jordan Fredericks 7-23; Brisly Estime 2-9; Devante McFarlane 4-8; Dontae Strickland 2-7; Riley Dixon 1-5; Ben Lewis 2-0.

PASSING: LSU - Brandon Harris 8-16-0-157. **Syracuse** - Zack Mahoney 16-38-1-154.

RECEIVING: LSU - Malachi Dupre 4-73; Travin Dural 1-51; Trey Quinn 1-14; John Diarse 1-12; Leonard Fournette 1-7. **Syracuse** - Ben Lewis 5-33; Steve Ishmael 4-34; Josh Parris 4-32; Brisly Estime 2-50; Dontae Strickland 1-5.

GAME SUMMARIES

Game 5 • USF 45, Syracuse 24

October 10 • Raymond James Stadium • Tampa, Fla. • Att: 27,235

TAMPA, Fla. – The Orange lost its first road game of the season against USF at Raymond James Stadium on Saturday, Oct. 10. The Orange put together a second-half comeback, but it was not enough as the Bulls recorded a 45-24 victory to end SU's two-game road winning streak in the series.

Playing away from the Carrier Dome for the first time in 2015, the Orange got off to a slow start, but held USF to 10 points in the first half and trailed 10-3 at the break. Both offenses found their rhythms in the second half with the Bulls outscoring SU 35-21 over the final two quarters to prevail.

Freshman quarterback Eric Dungey returned from injury and threw for a career-high 232 yards. Dungey accounted for all three Orange touchdowns, passing for two and scoring another on a 7-yard run.

After a scoreless first 15 minutes, the Bulls went 79 yards on 11 plays to open the scoring. Darius Rice capped the drive with a 1-yard touchdown plunge, staking the home team a 7-0 lead 45 seconds into the second quarter. The two sides traded field goals late in the period to round out the first-half scoring.

The pace quickened drastically in the second half. The Bulls went up 17-3 after a 25-yard touchdown run by Marlon Mack on their first possession of the third quarter. A 42-yard reverse flea-flicker pas from Quinton Flowers to Ryshen Bronson on their next offensive series put the Bulls in front, 24-3.

Just like USF, the Orange proved it could score quickly. SU tallied two touchdowns in the span of 1:53 to slice the lead to 24-17. Dungey rolled left and threw back to Jordan Fredericks, who juked two defenders and spun past another, for a 30-yard touchdown with 7:34 remaining in the third frame. After Marqez Hodge pounced on a Flowers fumble, Dungey ran into the end zone from seven yards out at the 5:41 mark.

The scoring barrage continued as Mack broke off a 45-yard touchdown run and Dungey delivered a 7-yard scoring strike to Ishmael to make it 31-24 with 14:54 to play.

Needing a touchdown and extra point to tie the score, SU could not muster a stop on USF's next series. The Bulls converted three third downs during a 14-play, 82-yard march that ended in a 2-yard touchdown run by Flowers. The final conversion came on third-and-10 from the SU 34. Flowers' pass sailed out of bounds, but the Orange was whistled for a personal foul that kept the drive alive.

The USF defense forced turnovers on SU's next two possessions, and a 14-yard TD pass from Flowers to Rodney Adams with 7:30 to play closed the scoring.

Score by Quarters

	1	2	3	4	Final
Syracuse	0	3	14	7	24
USF	0	10	21	14	45

Scoring Summary:

2nd	14:16	USF	Darius Tice 1 yd run (Emili Nadelman kick), 11-79 4:44, SU 0 - USF 7
	03:45	SU	Cole Murphy 30 yd field goal, 16-65 10:31, SU 3 - USF 7
	00:00	USF	Emili Nadelman 21 yd field goal, 6-22 1:32, SU 3 - USF 10
3rd	13:04	USF	Marlon Mack 25 yd run (Emili Nadelman kick), 6-75 1:56, SU 3 - USF 17
	09:53	USF	Ryshen Bronson 42 yd pass from Quinton Flowers (Emili Nadelman kick), 3-75 0:30, SU 3 - USF 24
	07:34	SU	Jordan Fredericks 30 yd pass from Eric Dungey (Cole Murphy kick), 4-72 2:19, SU 10 - USF 24
	05:41	SU	Eric Dungey 7 yd run (Cole Murphy kick), 3-16 1:11, SU 17 - USF 24
	04:53	USF	Marlon Mack 45 yd run (Emili Nadelman kick), 3-75 0:48, SU 17 - USF 31
4th	14:54	SU	Steve Ishmael 7 yd pass from Eric Dungey (Cole Murphy kick), 12-75 4:59, SU 24 - USF 31
	09:40	USF	Quinton Flowers 2 yd run (Emili Nadelman kick), 14-82 5:14, SU 24 - USF 38
	07:30	USF	Rodney Adams 14 yd pass from Quinton Flowers (Emili Nadelman kick), 1-14 0:06, SU 24 - USF 45

	SU	USF	SU	USF
First Downs	23	26	Punts (Number-Avg)	4-46.8 2-42.5
Rushes-Yards (Net)	33-73	47-281	Fumbles-Lost	3-2 1-1
Passing Yards (Net)	232	259	Penalties-Yards	6-64 9-85
Passes Att-Comp-Int	34-21-1	22-15-0	Possession Time	32:27 27:33
Total Offense Plays-Yards	67-305	69-540	Third-Down Conversions	7 of 15 7 of 10
Fumble Returns-Yards	0-0	0-0	Fourth-Down Conversions	2 of 2 0 of 0
Punt Returns-Yards	0-0	1-0	Red-Zone Scores-Chances	3-3 4-4
Kickoff Returns-Yards	7-118	2-32	Sacks By: Number-Yards	2-16 3-22
Interception Returns-Yards	0-0	1-14		

RUSHING: Syracuse – Eric Dungey 17-31; Ervin Philips 3-21; Jordan Fredericks 4-16; Riley Dixon 1-9; George Morris 5-7; Brisly Estime 1-0; Ben Lewis 1-minus 4; Jacob Hill 1-minus 7. **USF** – Marlon Mack 20-184; Quinton Flowers 15-55; D'Ernest Johnson 5-25; Darius Tice 5-20; Rodney Adams 1-minus 1; TEAM 1-minus 2.

PASSING: Syracuse – Eric Dungey 21-34-1-232. **USF** – Quinton Flowers 15-22-0-259.

RECEIVING: Syracuse – Ervin Philips 5-75; Steve Ishmael 5-40; Josh Parris 3-19; Jordan Fredericks 2-38; Ben Lewis 2-23; Brisly Estime 2-18; Dontae Strickland 1-10; Sean Avant 1-9. **USF** – Chris Barr 5-37; Ryshen Bronson 3-81; Rodney Adams 3-63; Sean Price 3-22; Tyre McCants 1-56.





2015 Syracuse Football
 Syracuse Overall Team Statistics (as of Oct 11, 2015)
All games



Team Statistics	SU	OPP
SCORING	155	123
Points Per Game	31.0	24.6
Points Off Turnovers	31	13
FIRST DOWNS	92	98
Rushing	45	39
Passing	38	53
Penalty	9	6
RUSHING YARDAGE	826	689
Yards gained rushing	941	881
Yards lost rushing	115	192
Rushing Attempts	190	181
Average Per Rush	4.3	3.8
Average Per Game	165.2	137.8
TDs Rushing	5	8
PASSING YARDAGE	882	1279
Comp-Att-Int	66-123-4	100-154-5
Average Per Pass	7.2	8.3
Average Per Catch	13.4	12.8
Average Per Game	176.4	255.8
TDs Passing	11	6
TOTAL OFFENSE	1708	1968
Total Plays	313	335
Average Per Play	5.5	5.9
Average Per Game	341.6	393.6
KICK RETURNS: #-Yards	20-423	12-260
PUNT RETURNS: #-Yards	8-147	4-73
INT RETURNS: #-Yards	5-91	4-20
KICK RETURN AVERAGE	21.1	21.7
PUNT RETURN AVERAGE	18.4	18.2
INT RETURN AVERAGE	18.2	5.0
FUMBLES-LOST	5-2	10-5
PENALTIES-Yards	23-226	39-341
Average Per Game	45.2	68.2
PUNTS-Yards	25-1103	26-1079
Average Per Punt	44.1	41.5
Net punt average	40.4	35.1
KICKOFFS-Yards	28-1752	24-1483
Average Per Kick	62.6	61.8
Net kick average	40.8	41.0
TIME OF POSSESSION/Game	29:54	30:06
3RD-DOWN Conversions	26/68	23/64
3rd-Down Pct	38%	36%
4TH-DOWN Conversions	6/7	4/4
4th-Down Pct	86%	100%
SACKS BY-Yards	13-104	7-52
MISC YARDS	0	0
TOUCHDOWNS SCORED	19	15
FIELD GOALS-ATTEMPTS	7-9	6-9
ON-SIDE KICKS	0-1	0-1
RED-ZONE SCORES	(15-16) 94%	(15-17) 88%
RED-ZONE TOUCHDOWNS	(9-16) 56%	(9-17) 53%
PAT-ATTEMPTS	(18-18) 100%	(15-15) 100%
ATTENDANCE	127832	27235
Games/Avg Per Game	4/31958	1/27235
Neutral Site Games		0/0

Score by Quarters	1st	2nd	3rd	4th	OT	Total
Syracuse	27	47	37	38	6	155
Opponents	17	27	45	31	3	123



2015 Syracuse Football

Syracuse Overall Individual Statistics (as of Oct 11, 2015)

All games



Rushing	gp	att	gain	loss	net	avg	td	lg	avg/g
Jordan Fredericks	5	42	244	8	236	5.6	2	31	47.2
George Morris	5	31	167	9	158	5.1	0	34	31.6
Eric Dungey	4	41	192	55	137	3.3	2	31	34.2
Devante McFarlane	4	21	72	2	70	3.3	0	9	17.5
Jacob Hill	5	18	75	7	68	3.8	0	14	13.6
Zack Mahoney	2	8	60	8	52	6.5	0	20	26.0
Dontae Strickland	5	6	49	4	45	7.5	1	21	9.0
Ervin Philips	2	4	21	2	19	4.8	0	14	9.5
Brisly Estime	5	6	21	4	17	2.8	0	11	3.4
Riley Dixon	5	2	14	0	14	7.0	0	9	2.8
Ben Lewis	5	5	19	7	12	2.4	0	17	2.4
Tyrone Perkins	1	1	5	0	5	5.0	0	5	5.0
Terrel Hunt	1	1	2	0	2	2.0	0	2	2.0
Austin Wilson	2	1	0	2	-2	-2.0	0	0	-1.0
TEAM	3	3	0	7	-7	-2.3	0	0	-2.3
Total	5	190	941	115	826	4.3	5	34	165.2
Opponents	5	181	881	192	689	3.8	8	62	137.8

Passing	gp	effic	comp-att-int	pct	yds	td	lg	avg/g
Eric Dungey	4	169.34	42-70-1	60.0	660	7	89	165.0
Zack Mahoney	2	101.03	20-42-1	47.6	173	3	40	86.5
Austin Wilson	2	117.70	4-8-1	50.0	49	1	22	24.5
Terrel Hunt	1	-100.00	0-2-1	0.0	0	0	0	0.0
Sean Avant	5	0.00	0-1-0	0.0	0	0	0	0.0
Total	5	136.90	66-123-4	53.7	882	11	89	176.4
Opponents	5	141.06	100-154-5	64.9	1279	6	56	255.8

Receiving	gp	no.	yds	avg	td	lg	avg/g
Steve Ishmael	5	14	218	15.6	2	62	43.6
Ben Lewis	5	10	89	8.9	1	18	17.8
Brisly Estime	5	8	197	24.6	2	89	39.4
Josh Parris	4	8	60	7.5	0	11	15.0
Ervin Philips	2	7	116	16.6	2	32	58.0
Dontae Strickland	5	5	45	9.0	2	25	9.0
Kendall Moore	3	3	39	13.0	0	21	13.0
Sean Avant	5	3	26	8.7	0	12	5.2
Jordan Fredericks	5	2	38	19.0	1	30	7.6
Devante McFarlane	4	2	27	13.5	0	23	6.8
Alvin Cornelius	5	2	17	8.5	0	11	3.4
Jamal Custis	3	1	7	7.0	1	7	2.3
Cameron MacPherson	5	1	3	3.0	0	3	0.6
Total	5	66	882	13.4	11	89	176.4
Opponents	5	100	1279	12.8	6	56	255.8

Punt Returns	no.	yds	avg	td	lg
Brisly Estime	7	148	21.1	1	74
Jacob Hill	1	-1	-1.0	0	0
Total	8	147	18.4	1	74
Opponents	4	73	18.2	1	69

Interceptions	no.	yds	avg	td	lg
Corey Winfield	2	24	12.0	1	24
Donnie Simmons	1	41	41.0	1	41
Parris Bennett	1	5	5.0	0	5
Zaire Franklin	1	21	21.0	0	21
Total	5	91	18.2	2	41
Opponents	4	20	5.0	0	14

Kick Returns	no.	yds	avg	td	lg
Brisly Estime	16	352	22.0	0	37
Dontae Strickland	2	36	18.0	0	18
Jordan Fredericks	1	17	17.0	0	17
Rodney Williams	1	18	18.0	0	18
Total	20	423	21.1	0	37
Opponents	12	260	21.7	0	40

Fumble Returns	no.	yds	avg	td	lg
Total	0	0	0.0	0	0
Opponents	0	0	0.0	0	0



2015 Syracuse Football

Syracuse Overall Individual Statistics (as of Oct 11, 2015)

All games



Scoring	td	fg	PAT				dxp	saf	pts
			kick	rush	rcv	pass			
Cole Murphy	-	7-9	18-18	-	-	-	-	-	39
Brisly Estime	3	-	-	-	-	-	-	-	18
Dontae Strickland	3	-	-	-	-	-	-	-	18
Jordan Fredericks	3	-	-	-	-	-	-	-	18
Steve Ishmael	2	-	-	-	-	-	-	-	12
Ervin Philips	2	-	-	-	-	-	-	-	12
Eric Dungey	2	-	-	-	-	-	-	-	12
Jamal Custis	1	-	-	-	-	-	-	-	6
Ben Lewis	1	-	-	-	-	-	-	-	6
Donnie Simmons	1	-	-	-	-	-	-	-	6
Corey Winfield	1	-	-	-	-	-	-	-	6
TEAM	-	-	-	-	-	-	-	1	2
Total	19	7-9	18-18	-	-	-	-	1	155
Opponents	15	6-9	15-15	-	-	-	-	-	123

Total Offense	g	plays	rush	pass	total	avg/g
Eric Dungey	4	111	137	660	797	199.2
Jordan Fredericks	5	42	236	0	236	47.2
Zack Mahoney	2	50	52	173	225	112.5
George Morris	5	31	158	0	158	31.6
Devante McFarlane	4	21	70	0	70	17.5
Jacob Hill	5	18	68	0	68	13.6
Austin Wilson	2	9	-2	49	47	23.5
Dontae Strickland	5	6	45	0	45	9.0
Ervin Philips	2	4	19	0	19	9.5
Brisly Estime	5	6	17	0	17	3.4
Riley Dixon	5	2	14	0	14	2.8
Ben Lewis	5	5	12	0	12	2.4
Tyrone Perkins	1	1	5	0	5	5.0
Terrel Hunt	1	3	2	0	2	2.0
TEAM	3	3	-7	0	-7	-2.3
Total	5	313	826	882	1708	341.6
Opponents	5	335	689	1279	1968	393.6

Field Goals	fg	pct.	01-19	20-29	30-39	40-49	50-99	lg	blk
Cole Murphy	7-9	77.8	0-0	3-3	3-4	1-2	0-0	43	0

FG Sequence	Syracuse	Opponents
Rhode Island	(23),44	-
Wake Forest	(35),(39),(20)	(27),50
Central Michigan	(21)	(34),51,(20)
LSU	(43),31	(21),(37)
USF	(30)	49,(21)

Numbers in (parentheses) indicate field goal was made.

Punting	no.	yds	avg	lg	tb	fc	i20	50+	blk
Riley Dixon	23	1039	45.2	64	1	11	12	8	1
TEAM	1	36	36.0	36	0	0	1	0	0
Eric Dungey	1	28	28.0	28	0	0	1	0	0
Total	25	1103	44.1	64	1	11	14	8	1
Opponents	26	1079	41.5	54	1	10	10	1	0

Kickoffs	no.	yds	avg	tb	ob	retn	net	ydln
Ryan Norton	28	1752	62.6	14	1			
Total	28	1752	62.6	14	1	21.7	40.8	24
Opponents	24	1483	61.8	3	1	21.1	41.0	23



2015 Syracuse Football
Syracuse Overall Individual Statistics (as of Oct 11, 2015)
All games



All Purpose	g	rush	rcv	pr	kr	ir	total	avg/g
Brisly Estime	5	17	197	148	352	0	714	142.8
Jordan Frederick	5	236	38	0	17	0	291	58.2
Steve Ishmael	5	0	218	0	0	0	218	43.6
George Morris	5	158	0	0	0	0	158	31.6
Eric Dungey	4	137	0	0	0	0	137	34.2
Ervin Philips	2	19	116	0	0	0	135	67.5
Dontae Stricklan	5	45	45	0	36	0	126	25.2
Ben Lewis	5	12	89	0	0	0	101	20.2
Devante McFarl	4	70	27	0	0	0	97	24.2
Jacob Hill	5	68	0	-1	0	0	67	13.4
Josh Parris	4	0	60	0	0	0	60	15.0
Zack Mahoney	2	52	0	0	0	0	52	26.0
Donnie Simmon	5	0	0	0	0	41	41	8.2
Kendall Moore	3	0	39	0	0	0	39	13.0
Sean Avant	5	0	26	0	0	0	26	5.2
Corey Winfield	5	0	0	0	0	24	24	4.8
Zaire Franklin	5	0	0	0	0	21	21	4.2
Rodney Williams	5	0	0	0	18	0	18	3.6
Alvin Cornelius	5	0	17	0	0	0	17	3.4
Riley Dixon	5	14	0	0	0	0	14	2.8
Jamal Custis	3	0	7	0	0	0	7	2.3
Tyrone Perkins	1	5	0	0	0	0	5	5.0
Parris Bennett	5	0	0	0	0	5	5	1.0
Cameron MacPh	5	0	3	0	0	0	3	0.6
Terrel Hunt	1	2	0	0	0	0	2	2.0
Austin Wilson	2	-2	0	0	0	0	-2	-1.0
TEAM	3	-7	0	0	0	0	-7	-2.3
Total	5	826	882	147	423	91	2369	473.8
Opponents	5	689	1279	73	260	20	2321	464.2



2015 Syracuse Football

Syracuse Overall Defensive Statistics (as of Oct 11, 2015)

All games



#	Defensive Leaders	gp	Tackles				Sacks no-yds	Pass defense			Fumbles		blkd	
			ua	a	tot	tfl/yds		int-yds	brup	qbh	rcv-yds	ff	kick	saf
30	Parris Bennett	5	22	6	28	2.5-2	.	1-5	.	.	1-0	.	.	.
4	Zaire Franklin	5	21	6	27	3.0-17	1.0-3	1-21	.	1
8C	Antwan Cordy	5	21	6	27	7.0-35	2.0-21	.	1	.	1-0	.	.	.
21	Chauncey Scissum	5	13	8	21
6	Rodney Williams	5	11	4	15
33	Marqez Hodge	5	11	4	15	0.5-1	.	.	.	1	1-0	.	.	.
11	Corey Winfield	5	14	1	15	.	.	2-24	2
1	Julian Whigham	5	11	2	13	0.5-1	.	.	3
13	Ron Thompson	5	12	1	13	6.0-49	5.0-48	.	1	3	.	3	.	.
51	Donnie Simmons	5	10	2	12	2.5-10	.	1-41	.	3
2	Wayne Morgan	5	8	3	11	0.5-1	.	.	1
5	Luke Arciniega	5	11	.	11	5.0-27	4.0-26	.	.	1	.	1	.	.
23	Jonathan Thomas	5	8	2	10	1.0-1
95	Chris Slayton	5	8	2	10	2.5-8	1.0-6	1	.	.
15	Juwan Dowels	5	7	3	10
37	Ted Taylor	5	9	.	9	2.0-12
7C	Steven Clark	5	5	3	8	0.5-1
50	John Raymon	5	5	1	6	1.0-2
20	Cordell Hudson	5	5	1	6	1.0-1
25	Kielan Whitner	5	4	2	6
52	Kayton Samuels	5	5	1	6	2.5-4	1-0	.	.	.
79	Anthony Giudice	2	2	.	2	1.0-3
19	Daivon Ellison	4	2	.	2	.	.	.	1
47	Matt Keller	5	2	.	2
18	Dontae Strickland	5	2	.	2	1-0	.	.	.
7	Oliver Vigille	3	.	2	2	1
31	Kyle Kleinberg	5	1	1	2
49	Alryk Perry	1	1	.	1
57	Omari Palmer	5	1	.	1
12	Ryan Norton	5	1	.	1	1	.	.
14	Kenterius Womack	5	.	1	1
TM TEAM		3	1
Total		5	233	62	295	39-175	13-104	5-91	9	10	5-0	6	.	1
Opponents		5	228	58	286	32-123	7-52	4-20	10	2	2-0	4	1	.

SYRACUSE GAME-BY-GAME

Date	Opponent	Rushing				Receiving				Passing				Kick Returns				Punt Returns				tot off
		no.	yds	td	lg	no.	yds	td	lg	cmp-att-int	yds	td	lg	no.	yds	td	lg	no.	yds	td	lg	
Sep 04	RHODE ISLAND	58	312	2	31	10	114	2	32	10-20-1	114	2	32	2	46	0	28	4	95	1	74	426
Sep 12	WAKE FOREST	37	149	0	34	8	221	2	89	8-14-0	221	2	89	1	22	0	22	0	0	0	0	370
Sep 19	CENTRAL MICHIGAN	30	165	2	31	11	161	2	62	11-17-1	161	2	62	3	61	0	24	2	8	0	4	326
Sep 26	LSU	32	127	0	20	16	154	3	40	16-38-1	154	3	40	7	176	0	37	2	44	0	28	281
Oct 10	at USF	33	73	1	14	21	232	2	30	21-34-1	232	2	30	7	118	0	21	0	0	0	0	305
		190	826	5	34	66	882	11	89	66-123-4	882	11	89	20	423	0	37	8	147	1	74	1708
Opponents		181	689	8	62	100	1279	6	56	100-154-5	1279	6	56	12	260	0	40	4	73	1	69	1968

Games: 5 • Avg/rush: 4.3 • Avg/catch: 13.4 • Pass effic: 136.90 • KR avg: 21.1 • PR avg: 18.4 • All purpose avg/game: 473.8 • Total offense avg/gm: 341.6

Date	Opponent	Tackles				Sacks		Fumble		Pass Defense			blkd	PAT Attempts			off		
		ua	a	total	tfl-yds	no-yds	ff	fr-yds		int-yds	qbh	brup	kick	kick	rush	rcv	saf	t/o	pts
Sep 04	RHODE ISLAND	31	2	33	9.0-32	1.0-3	2	3-0		1-24	0	2	0	6-6	0	0	1	14	47
Sep 12	WAKE FOREST	50	18	68	9.0-40	4.0-30	0	0-0		3-46	6	4	0	3-3	0	0	0	10	30
Sep 19	CENTRAL MICHIGAN	66	16	82	11.0-47	4.0-34	2	1-0		1-21	4	0	0	3-3	0	0	0	0	30
Sep 26	LSU	33	22	55	7.0-39	2.0-21	1	0-0		0-0	0	2	0	3-3	0	0	0	0	24
Oct 10	at USF	53	4	57	3.0-17	2.0-16	1	1-0		0-0	0	1	0	3-3	0	0	0	7	24
		233	62	295	39.0-175	13.0-104	6	5-0		5-91	10	9	0	18-18	0	0	1	31	155
Opponents		228	58	286	32.0-123	8.0-57	4	2-0		4-20	2	10	1	15-15	0	0	0	13	123

		Punting									Field Goals			Kickoffs				
Date	Opponent	no.	yds	avg	long	blkd	tb	fc	50+	i20	md-att	long	blkd	no.	yds	avg	tb	ob
Sep 04	RHODE ISLAND	5	211	42.2	64	0	0	3	1	4	1-2	23	0	7	446	63.7	2	1
Sep 12	WAKE FOREST	5	189	37.8	50	0	0	3	1	3	3-3	39	0	7	425	60.7	5	0
Sep 19	CENTRAL MICHIGAN	6	288	48.0	60	1	0	1	3	4	1-1	21	0	5	302	60.4	3	0
Sep 26	LSU	5	228	45.6	56	0	0	2	2	3	1-2	43	0	4	259	64.8	1	0
Oct 10	at USF	4	187	46.8	52	0	1	2	1	0	1-1	30	0	5	320	64.0	3	0
		25	1103	44.1	64	1	1	11	8	14	7-9	43	0	28	1752	62.6	14	1
Opponents		26	1079	41.5	54	0	1	10	1	10	6-9	37	0	24	1483	61.8	3	1



OPPONENT GAME-BY-GAME

Date	Opponent	Rushing				Receiving				Passing				Kick Returns				Punt Returns				tot off
		no.	yds	td	lg	no.	yds	td	lg	cmp-att-int	yds	td	lg	no.	yds	td	lg	no.	yds	td	lg	
Sep 04	RHODE ISLAND	20	4	0	9	10	60	0	18	10-20-1	60	0	18	4	107	0	40	0	0	0	0	64
Sep 12	WAKE FOREST	32	46	1	13	30	373	1	40	30-45-3	373	1	40	1	33	0	33	1	-2	0	0	419
Sep 19	CENTRAL MICHIGAN	40	90	1	31	37	430	2	48	37-51-1	430	2	48	2	31	0	20	0	0	0	0	520
Sep 26	LSU	42	268	2	62	8	157	1	51	8-16-0	157	1	51	3	57	0	27	2	75	1	69	425
Oct 10	at USF	47	281	4	45	15	259	2	56	15-22-0	259	2	56	2	32	0	19	1	0	0	0	540
		181	689	8	62	100	1279	6	56	100-154-5	1279	6	56	12	260	0	40	4	73	1	69	1968
Syracuse		190	826	5	34	66	882	11	89	66-123-4	882	11	89	20	423	0	37	8	147	1	74	1708

Games: 5 • Avg/rush: 3.8 • Avg/catch: 12.8 • Pass effic: 141.06 • KR avg: 21.7 • PR avg: 18.2 • All purpose avg/game: 464.2 • Total offense avg/gm: 393.6

		Tackles				Sacks	Fumble		Pass Defense			blkd	PAT Attempts			off		
Date	Opponent	ua	a	total	tfl-yds	no-yds	ff	fr-yds	int-yds	qbh	brup	kick	kick	rush	rcv	saf	t/o	pts
Sep 04	RHODE ISLAND	60	6	66	4.0-13	1.0-7	0	0-0	1-6	0	1	0	0-0	0	0	0	0	0
Sep 12	WAKE FOREST	38	10	48	7.0-31	2.0-18	1	0-0	0-0	1	3	0	2-2	0	0	0	0	17
Sep 19	CENTRAL MICHIGAN	36	10	46	7.0-19	1.0-2	0	0-0	1-0	0	1	1	3-3	0	0	0	0	27
Sep 26	LSU	48	8	56	4.0-14	1.0-8	1	0-0	1-0	1	2	0	4-4	0	0	0	3	34
Oct 10	at USF	46	24	70	10.0-46	2.0-22	2	2-0	1-14	0	3	0	6-6	0	0	0	10	45
		228	58	286	32.0-123	8.0-57	4	2-0	4-20	2	10	1	15-15	0	0	0	13	123
Syracuse		233	62	295	39.0-175	13.0-104	6	5-0	5-91	10	9	0	18-18	0	0	1	31	155

		Punting									Field Goals			Kickoffs				
Date	Opponent	no.	yds	avg	long	blkd	tb	fc	50+	i20	md-att	long	blkd	no.	yds	avg	tb	ob
Sep 04	RHODE ISLAND	9	385	42.8	49	0	0	2	0	3	0-0	0	0	2	131	65.5	0	0
Sep 12	WAKE FOREST	5	199	39.8	49	0	0	4	0	4	1-2	27	0	4	233	58.2	2	1
Sep 19	CENTRAL MICHIGAN	5	222	44.4	54	0	1	2	1	2	2-3	34	0	4	256	64.0	1	0
Sep 26	LSU	5	188	37.6	49	0	0	1	0	0	2-2	37	0	7	450	64.3	0	0
Oct 10	at USF	2	85	42.5	45	0	0	1	0	1	1-2	21	0	7	413	59.0	0	0
		26	1079	41.5	54	0	1	10	1	10	6-9	37	0	24	1483	61.8	3	1
Syracuse		25	1103	44.1	64	1	1	11	8	14	7-9	43	0	28	1752	62.6	14	1

SYRACUSE PASSING GAME-BY-GAME

#2D Dungey, E.	Comp	Att	Int	Pct	Yards	TD	Long	Sacked	Effic
Rhode Island	10	17	0	58.8	114	2	32	1-7	153.98
Wake Forest	8	13	0	61.5	221	2	89	2-18	255.11
Central Michigan	3	6	0	50.0	93	1	62	0-0	235.20
USF	21	34	1	61.8	232	2	30	2-17	132.61
TOTALS	42	70	1	60.0	660	7	89	5-42	169.34

#16 Mahoney, Z.	Comp	Att	Int	Pct	Yards	TD	Long	Sacked	Effic
Central Michigan	4	4	0	100.0	19	0	13	0-0	139.90
LSU	16	38	1	42.1	154	3	40	1-8	96.94
TOTALS	20	42	1	47.6	173	3	40	1-8	101.03

#5W Wilson, A.	Comp	Att	Int	Pct	Yards	TD	Long	Sacked	Effic
Rhode Island	0	1	0	0.0	0	0	0	0-0	0.00
Central Michigan	4	7	1	57.1	49	1	22	1-2	134.51
TOTALS	4	8	1	50.0	49	1	22	1-2	117.70

#83 Avant, S.	Comp	Att	Int	Pct	Yards	TD	Long	Sacked	Effic
Wake Forest	0	1	0	0.0	0	0	0	0-0	0.00
TOTALS	0	1	0	0.0	0	0	0	0-0	0.00

#10 Hunt, T.	Comp	Att	Int	Pct	Yards	TD	Long	Sacked	Effic
Rhode Island	0	2	1	0.0	0	0	0	0-0	-100.00
TOTALS	0	2	1	0.0	0	0	0	0-0	-100.00

SYRACUSE RUSHING GAME-BY-GAME

RUSHING	No-Yds/TD	URI	WF	CMU	LSU	USF
Fredericks, J.	42-236/2	14-103/1	6-21/0	11-73/1	7-23/0	4-16/0
Morris, G.	31-158/0	12-71/0	6-46/0	1--1/0	7-35/0	5-7/0
Dungey, E.	41-137/2	8-20/0	12-36/0	4-50/1	DNP	17-31/1
McFarlane, D.	21-70/0	DNP	9-34/0	8-28/0	4-8/0	-
Hill, J.	18-68/0	17-75/0	-	-	-	1--7/0
Mahoney, Z.	8-52/0	DNP	DNP	1-12/0	7-40/0	DNP
Strickland, D.	6-45/1	2-42/1	-	2--4/0	2-7/0	-
Philips, E.	4-19/0	1--2/0	DNP	DNP	DNP	3-21/0
Estime, B.	6-17/0	-	2--3/0	1-11/0	2-9/0	1-0/0
Dixon, R.	2-14/0	-	-	-	1-5/0	1-9/0
Lewis, B.	5-12/0	1--1/0	1-17/0	-	2-0/0	1--4/0
Perkins, T.	1-5/0	1-5/0	DNP	DNP	DNP	DNP
Hunt, T.	1-2/0	1-2/0	DNP	DNP	DNP	DNP
Wilson, A.	1--2/0	-	DNP	1--2/0	DNP	DNP
TEAM	3--7/0	1--3/0	1--2/0	1--2/0	DNP	DNP

SYRACUSE RECEIVING GAME-BY-GAME

RECEIVING	No-Yds/TD	URI	WF	CMU	LSU	USF
Ishmael, S.	14-218/2	3-29/0	1-53/1	1-62/0	4-34/0	5-40/1
Estime, B.	8-197/2	1-9/0	2-98/1	1-22/0	2-50/1	2-18/0
Philips, E.	7-116/2	2-41/2	DNP	DNP	DNP	5-75/0
Lewis, B.	10-89/1	1-16/0	-	2-17/0	5-33/1	2-23/0
Parris, J.	8-60/0	-	1-9/0	DNP	4-32/0	3-19/0
Strickland, D.	5-45/2	-	1-12/0	2-18/1	1-5/1	1-10/0
Moore, K.	3-39/0	DNP	2-26/0	1-13/0	-	DNP
Fredericks, J.	2-38/1	-	-	-	-	2-38/1
McFarlane, D.	2-27/0	DNP	1-23/0	1-4/0	-	-
Avant, S.	3-26/0	1-5/0	-	1-12/0	-	1-9/0
Cornelius, A.	2-17/0	1-11/0	-	1-6/0	-	-
Custis, J.	1-7/1	-	DNP	1-7/1	-	DNP
MacPherson, C.	1-3/0	1-3/0	-	-	-	-

SYRACUSE RETURNS GAME-BY-GAME

PUNT RETURNS	No-Yds	URI	WF	CMU	LSU	USF
Estime, B.	7-148	3-96	-	2-8	2-44	-
Hill, J.	1--1	1--1	-	-	-	-

KICK RETURNS	No-Yds	URI	WF	CMU	LSU	USF
Estime, B.	16-352	2-46	1-22	3-61	6-158	4-65
Strickland, D.	2-36	-	-	-	1-18	1-18
Williams, R.	1-18	-	-	-	-	1-18
Fredericks, J.	1-17	-	-	-	-	1-17

SYRACUSE KICKING GAME-BY-GAME

Opponent	Cole Murphy FG-FGA/Yds (Miss)	PATs
Rhode Island	1-2/23, (44)	6-6
Wake Forest	3-3/35, 39, 20	3-3
Central Michigan	1-1/21	3-3
LSU	1-2/43, (31)	3-3
USF	1-1/30	3-3

SYRACUSE PUNTING GAME-BY-GAME

Opponent	Riley Dixon No - Yds - Avg. - I20
Rhode Island	5 - 211 - 42.2 - 4
Wake Forest	4 - 161 - 40.2 - 2
Central Michigan	5 - 252 - 50.4 - 3
LSU	5 - 228 - 45.6 - 3
USF	4 - 187 - 46.8 - 0

Opponent	Eric Dungey No - Yds - Avg. - I20
Wake Forest	1 - 28 - 28.0 - 1

SYRACUSE TACKLES GAME-BY-GAME

Total Tackles	UA-A	Total	URI	WF	CMU	LSU	USF
Bennett, P.	22-6	28	-	5-3	9-1	3-1	5-1
Franklin, Z.	21-6	27	6-0	5-1	6-3	1-1	3-1
Cordy, A.	21-6	27	2-0	2-3	4-1	6-2	7-0
Scissum, C.	13-8	21	-	3-2	2-2	3-3	5-1
Hodge, M.	11-4	15	1-1	3-1	1-1	3-1	3-0
Winfield, C.	14-1	15	1-0	4-0	5-0	3-1	1-0
Williams, R.	11-4	15	1-0	2-2	6-1	1-1	1-0
Whigham, J.	11-2	13	1-0	6-1	1-0	1-1	2-0
Thompson, R.	12-1	13	-	3-0	5-0	1-1	3-0
Simmons, D.	10-2	12	1-0	1-0	3-1	2-0	3-1
Morgan, W.	8-3	11	1-0	1-1	4-0	1-2	1-0
Arciniega, L.	11-0	11	1-0	2-0	5-0	1-0	2-0
Dowels, J.	7-3	10	-	3-1	3-2	1-0	-
Thomas, J.	8-2	10	3-0	1-0	1-0	2-2	1-0
Slayton, C.	8-2	10	1-0	3-0	2-1	0-1	2-0
Taylor, T.	9-0	9	3-0	1-0	3-0	-	2-0
Clark, S.	5-3	8	1-1	0-1	3-0	0-1	1-0
Hudson, C.	5-1	6	-	1-0	1-1	-	3-0
Samuels, K.	5-1	6	1-0	2-0	1-0	1-1	-
Raymon, J.	5-1	6	-	1-0	-	2-1	2-0
Whitner, K.	4-2	6	1-0	-	0-1	0-1	3-0
Giudice, A.	2-0	2	2-0	DNP	-	DNP	DNP
Ellison, D.	2-0	2	2-0	-	-	-	DNP
Kleinberg, K.	1-1	2	-	-	1-0	0-1	-
Keller, M.	2-0	2	-	-	-	1-0	1-0
Strickland, D.	2-0	2	-	1-0	-	-	1-0
Vigille, O.	0-2	2	-	0-2	DNP	-	DNP
Norton, R.	1-0	1	1-0	-	-	-	-
Perry, A.	1-0	1	1-0	DNP	DNP	DNP	DNP
Womack, K.	0-1	1	-	-	0-1	-	-
Palmer, O.	1-0	1	-	-	-	-	1-0

SYRACUSE MISCELLANEOUS TACKLE LEADERS

Player	Total	Rush	Pass	Sack	KO	Punt	Int	Fumb	FF	Other
Parris Bennett	28	15	13	0	0	0	0	0	0	0
Zaire Franklin	27	18	7	1	0	0	0	1	0	0
Antwan Cordy	27	14	11	2	0	0	0	0	0	0
Chauncey Scissum	21	14	7	0	0	0	0	0	0	0
Marquez Hodge	15	12	3	0	0	0	0	0	0	0
Corey Winfield	15	8	7	0	0	0	0	0	0	0
Rodney Williams	15	5	10	0	0	0	0	0	0	0
Ron Thompson	13	7	1	5	0	0	0	0	0	0
Julian Whigham	13	4	8	0	0	0	1	0	0	0
Donnie Simmons	12	11	1	0	0	0	0	0	0	0
Luke Arciniega	11	3	3	4	0	0	0	0	1	0
Wayne Morgan	11	4	7	0	0	0	0	0	0	0
Jonathan Thomas	10	6	3	0	1	0	0	0	0	0
Chris Slayton	10	9	0	1	0	0	0	0	0	0
Juwan Dowels	10	1	9	0	0	0	0	0	0	0
Ted Taylor	9	7	1	0	1	0	0	0	0	0
Steven Clark	8	7	1	0	0	0	0	0	0	0
Kielan Whitner	6	1	3	0	1	0	0	1	0	0
John Raymon	6	6	0	0	0	0	0	0	0	0
Cordell Hudson	6	4	0	0	1	1	0	0	0	0
Kayton Samuels	6	6	0	0	0	0	0	0	0	0
Anthony Giudice	2	2	0	0	0	0	0	0	0	0
Oliver Vigille	2	0	2	0	0	0	0	0	0	0
Daivon Ellison	2	0	0	0	2	0	0	0	0	0
Kyle Kleinberg	2	0	0	0	2	0	0	0	0	0
Matt Keller	2	0	0	0	0	2	0	0	0	0
Dontae Strickland	2	0	0	0	2	0	0	0	0	0
Omari Palmer	1	0	0	0	0	0	1	0	0	0
Kenterius Womack	1	0	0	0	0	0	0	1	0	0
Alryk Perry	1	1	0	0	0	0	0	0	0	0
Ryan Norton	1	0	0	0	0	0	0	0	1	0
TOTALS	295	165	97	13	10	3	2	3	2	0

SPECIAL TEAMS TACKLES

Player	Total	KO	Punt
Dontae Strickland	2	2	0
Matt Keller	2	0	2
Daivon Ellison	2	2	0
Kyle Kleinberg	2	2	0
Cordell Hudson	2	1	1
Jonathan Thomas	1	1	0
Kielan Whitner	1	1	0
Ted Taylor	1	1	0
TOTALS	13	10	3

KICKOFF RETURN TACKLES

Player	No.
Daivon Ellison	2
Kyle Kleinberg	2
Dontae Strickland	2
Cordell Hudson	1
Jonathan Thomas	1
Kielan Whitner	1
Ted Taylor	1
TOTALS	10

PUNT RETURN TACKLES

Player	No.
Matt Keller	2
Cordell Hudson	1
TOTALS	3

RUSHING TACKLES

Player	No.
Zaire Franklin	18
Parris Bennett	15
Chauncey Scissum	14
Antwan Cordy	14
Marquez Hodge	12
Donnie Simmons	11
Chris Slayton	9
Corey Winfield	8
Ron Thompson	7
Steven Clark	7
Ted Taylor	7
Kayton Samuels	6
Jonathan Thomas	6
John Raymon	6
Rodney Williams	5
Wayne Morgan	4
Julian Whigham	4
Cordell Hudson	4
Luke Arciniega	3
Anthony Giudice	2
Alryk Perry	1
Kielan Whitner	1
Juwan Dowels	1
TOTALS	165

PASSING TACKLES

Player	No.
Parris Bennett	13
Antwan Cordy	11
Rodney Williams	10
Juwan Dowels	9
Julian Whigham	8
Corey Winfield	7
Wayne Morgan	7
Chauncey Scissum	7
Zaire Franklin	7
Kielan Whitner	3
Marquez Hodge	3
Jonathan Thomas	3
Luke Arciniega	3
Oliver Vigille	2
Ted Taylor	1
Steven Clark	1
Donnie Simmons	1
Ron Thompson	1
TOTALS	97

RED ZONE REPORT

Date	Opponent	Score	Times	Times	Total	Rush		Pass	FGs	Failed to score inside RZ						
			In RZ	Scored	Pts	TDs	TDs	TDs	Made	FGA	Down	Int	Fumb	Half	Game	
Sep 04, 2015	RHODE ISLAND	W 47-0	3	3	17	2	1	1	1	0	0	0	0	0	0	0
Sep 12, 2015	WAKE FOREST	W 30-17	3	3	9	0	0	0	3	0	0	0	0	0	0	0
Sep 19, 2015	CENTRAL MICHIGAN	W 30-27	4	4	23	3	2	1	1	0	0	0	0	0	0	0
Sep 26, 2015	LSU	L 24-34	3	2	14	2	0	2	0	1	0	0	0	0	0	0
Oct 10, 2015	at USF	L 24-45	3	3	17	2	1	1	1	0	0	0	0	0	0	0
Totals			16	15	80	9	4	5	6	1	0	0	0	0	0	0
15 of 16 (93.8%)																

Opponents Inside Syracuse Red-Zone

Date	Opponent	Score	Times	Times	Total	Rush		Pass	FGs	Failed to score inside RZ						
			In RZ	Scored	Pts	TDs	TDs	TDs	Made	FGA	Down	Int	Fumb	Half	Game	
Sep 04, 2015	RHODE ISLAND	W 47-0	0	0	0	0	0	0	0	0	0	0	0	0	0	0
Sep 12, 2015	WAKE FOREST	W 30-17	2	2	10	1	1	0	1	0	0	0	0	0	0	0
Sep 19, 2015	CENTRAL MICHIGAN	W 30-27	6	5	27	3	1	2	2	0	0	0	1	0	0	0
Sep 26, 2015	LSU	L 24-34	5	4	20	2	1	1	2	0	0	0	0	1	0	0
Oct 10, 2015	at USF	L 24-45	4	4	24	3	2	1	1	0	0	0	0	0	0	0
Totals			17	15	81	9	5	4	6	0	0	0	1	1	0	0
15 of 17 (88.2%)																

SYRACUSE LONG PLAYS (20+ YARDS)

20-YARD PLUS PLAYS

Yds	Type	Player(s)	Opponent
89*	Pass	Brisly Estime from Eric Dungey	Wake Forest
74*	PR	Brisly Estime	Rhode Island
62	Pass	Steve Ishmael from Eric Dungey	Central Michigan
53*	Pass	Steve Ishmael from Eric Dungey	Wake Forest
44	Rush	Eric Dungey+Jordan Fredericks	Central Michigan
41*	INT	Donnie Simmons	Wake Forest
40*	Pass	Brisly Estime from Zack Mahoney	LSU
37	KR	Brisly Estime	LSU
34	Rush	George Morris	Wake Forest
32	KR	Brisly Estime	LSU
32*	Pass	Ervin Philips from Eric Dungey	Rhode Island
31	Rush	Jordan Fredericks	Rhode Island
31	Rush	Eric Dungey	Central Michigan
30*	Pass	Jordan Fredericks from Eric Dungey	USF
29	Pass	Ervin Philips from Eric Dungey	USF
28	PR	Brisly Estime	LSU
28	KR	Brisly Estime	Rhode Island
25	KR	Brisly Estime	LSU
25*	Pass	Dontae Strickland from Eric Dungey	Central Michigan
24	KR	Brisly Estime	LSU
24*	INT	Corey Winfield	Rhode Island
24	KR	Brisly Estime	Central Michigan
23	Pass	Devante McFarlane from Eric Dungey	Wake Forest
22	Pass	Brisly Estime from Austin Wilson	Central Michigan
22	KR	Brisly Estime	Wake Forest
21	Pass	Kendall Moore from Eric Dungey	Wake Forest
21	Rush	Dontae Strickland	Rhode Island
21*	Rush	Dontae Strickland	Rhode Island
21	KR	Brisly Estime	USF
21	INT	Zaire Franklin	Central Michigan
20	KR	Brisly Estime	LSU
20	KR	Brisly Estime	LSU
20	Rush	Zack Mahoney	LSU

* touchdown scored on play

LONG PLAYS BY THE NUMBERS

Long Plays By Yards	No.	TD
100+	0	0
90-99	0	0
80-89	1	1
70-79	1	1
60-69	1	0
50-59	1	1
40-49	3	2
30-39	7	2
20-29	19	3

Long Plays By Type	No.	TD
Rushing	7	1
Passing	11	6
Punt returns	2	1
Kick returns	10	0
Interceptions	3	2
Fumble returns	0	0
Other	0	0
TOTAL	33	10

20-YARD PLUS BY PLAYER

Player	No.	TD	R	P	KR	PR	IR	FR
Brisly Estime	15	3	0	3	10	2	0	0
Dontae Strickland	3	2	2	1	0	0	0	0
Steve Ishmael	2	1	0	2	0	0	0	0
Ervin Philips	2	1	0	2	0	0	0	0
Jordan Fredericks	2	1	1	1	0	0	0	0
Corey Winfield	1	1	0	0	0	0	1	0
Donnie Simmons	1	1	0	0	0	0	1	0
Zack Mahoney	1	0	1	0	0	0	0	0
Zaire Franklin	1	0	0	0	0	0	1	0
Kendall Moore	1	0	0	1	0	0	0	0
Devante McFarlane	1	0	0	1	0	0	0	0
George Morris	1	0	1	0	0	0	0	0
Eric Dungey+Jordan Fred	1	0	1	0	0	0	0	0
Eric Dungey	1	0	1	0	0	0	0	0
TOTAL	33	10	7	11	10	2	3	0

LONGEST PLAYS OF THE YEAR

Rushing

44 Eric Dungey+Jordan Fredericks vs Central Michigan (9/19/2015)

Rushing Touchdown

21 Dontae Strickland vs Rhode Island (9/4/2015)

Passing

89 Brisly Estime from Eric Dungey
vs Wake Forest (9/12/2015)

Passing Touchdown

89 Brisly Estime from Eric Dungey
vs Wake Forest (9/12/2015)

Punt Return

74 Brisly Estime vs Rhode Island (9/4/2015)

Kick Return

37 Brisly Estime vs LSU (9/26/2015)

Interception Return

41 Donnie Simmons vs Wake Forest (9/12/2015)

Fumble Return

None

Punt

64 Riley Dixon vs Rhode Island (9/4/2015)

Field Goal

43 Cole Murphy vs LSU (9/26/2015)



SCORING DRIVES

SYRACUSE

Rhode Island (8)	Quarter	Plays	Yards	TOP	Result
Winfield 24-yd INT Return	1	-	-	-	TD
Phillips 32-yd Reception	1	4	63	2:00	TD
Murphy 23-yd FG	2	14	76	5:12	FG
Phillips 9-yd Reception	2	2	9	0:45	TD
Estime 74-yd Punt Return	2	-	-	-	TD
Fredericks 13-yd Run	3	9	72	4:57	TD
Team Safety	3	-	-	-	SAF
Strickland 21-yd Run	4	6	55	2:40	TD
Wake Forest (6)	Quarter	Plays	Yards	TOP	Result
Murphy 35-yd FG	1	6	19	2:28	FG
Murphy 39-yd FG	2	7	48	2:40	FG
Simmons 41-yd INT Return	2	-	-	-	TD
Estime 89-yd Reception	3	1	89	0:14	TD
Ishmael 53-yd Reception	4	7	85	3:35	TD
Murphy 20-yd FG	4	7	34	2:16	FG
Central Michigan (5)	Quarter	Plays	Yards	TOP	Result
Murphy 21-yd FG	1	9	78	4:16	FG
Dungey 4-yd Run	1	2	66	0:41	TD
Strickland 25-yd Reception	2	4	80	1:55	TD
Custis 7-yd Reception	2	5	41	1:50	TD
Fredericks 4-yd Run	OT	5	25	-	TD
LSU (4)	Quarter	Plays	Yards	TOP	Result
Murphy 43-yd FG	2	9	33	4:42	FG
Estime 40-yd Reception	3	3	67	1:46	TD
Lewis 2-yd Reception	4	7	56	2:40	TD
Strickland 5-yd Reception	4	15	75	3:18	TD
USF (4)	Quarter	Plays	Yards	TOP	Result
Murphy 30-yd FG	2	16	65	10:31	FG
Fredericks 30-yd Reception	3	4	72	2:19	TD
Dungey 7-yd Run	3	3	16	1:11	TD
Ishmael 7-yd Reception	4	12	75	4:59	TD

OPPONENTS

Rhode Island (0)	Quarter	Plays	Yards	TOP	Result
Wake Forest (3)					
Brent 40-yd Reception	1	4	75	1:46	TD
Wolford 6-yd Run	2	9	75	4:47	TD
Weaver 27-yd FG	2	11	45	2:42	FG
Central Michigan (5)	Quarter	Plays	Yards	TOP	Result
Eavey 34-yd FG	1	8	42	3:24	FG
Bacci 2-yd Reception	2	9	75	3:23	TD
Spalding 2-yd Run	3	8	94	4:15	TD
McCord 27-yd Reception	4	12	90	2:10	TD
Eavey 20-yd FG	OT	5	23	-	FG
LSU (6)	Quarter	Plays	Yards	TOP	Result
Fournette 14-yd Run	1	6	91	3:26	TD
Domingue 21-yd FG	3	12	76	5:16	FG
White 69-yd Punt Return	3	-	-	-	TD
Fournette 62-yd Run	3	4	75	1:53	TD
Dupre 11-yd Reception	4	6	73	2:52	TD
Domingue 37-yd FG	4	6	6	2:33	FG
USF (7)	Quarter	Plays	Yards	TOP	Result
Tice 1-yd Run	1	11	79	4:44	TD
Nadelman 21-yd FG	2	6	22	1:32	FG
Mack 25-yd Run	3	6	75	1:56	TD
Bronson 42-yd Reception	3	3	75	0:30	TD
Mack 45-yd Run	3	3	75	0:48	TD
Flowers 2-yd Run	4	14	82	5:14	TD
Adams 14-yd Reception	4	1	14	0:06	TD



SYRACUSE GAME-BY-GAME STARTERS

OFFENSE

Opponent	QB	RB	HB	WR	WR	LT	LG	C	RG	RT	TE
Rhode Island	Hunt	Morris	Philips	Ishmael	Estime	Foy	Robinson	Trudo	Shanley	Palmer	Parris
Wake Forest	Dungey	Morris	Lewis	Ishmael	Estime	Foy	Robinson	Trudo	Shanley	Palmer	Parris
Central Michigan	Dungey	McFarlane	Lewis	Ishmael	Cornelius	Foy	Robinson	Emerich	Shanley	Palmer	Moore
LSU	Mahoney	McFarlane	Lewis	Ishmael	Estime	Foy	Robinson	Emerich	Trudo	Palmer	Moore
USF	Dungey	Morris	Lewis	Ishmael	Estime	Foy	Robinson	Emerich	Trudo	Palmer	Parris

DEFENSE

Opponent	DE	NT	DT	DE	LB	LB	LB	CB	FS	SS	CB
Rhode Island	Simmons	Samuels	Slayton	Arciniega	Bennett	Franklin	Hodge	Whigham	Williams	Cordy	Winfield
Wake Forest	Simmons	Samuels	Slayton	Thompson	Bennett	Franklin	Hodge	Whigham	Williams	Cordy	Winfield
Central Michigan	Simmons	Samuels	Slayton	Thompson	Bennett	Franklin	Hodge	Whigham	Williams	Cordy	Winfield
LSU	Simmons	Samuels	Slayton	Thompson	Bennett	Franklin	Hodge	Whigham	Williams	Cordy	Winfield
USF	Simmons	Samuels	Raymon	Thompson	Bennett	Franklin	Hodge	Whigham	Williams	Cordy	Winfield

SCORING BY QUARTERS

	1st	2nd	3rd	4th	OT	Total
Syracuse	14	17	9	7	-	47
Rhode Island	0	0	0	0	-	0
Syracuse	3	10	7	10	-	30
Wake Forest	7	10	0	0	-	17
Syracuse	10	14	0	0	6	30
Central Michigan	3	7	7	7	3	27
Syracuse	0	3	7	14	-	24
LSU	7	0	17	10	-	34
Syracuse	0	3	14	7	-	24
USF	0	10	21	14	-	45
Syracuse Totals	27	47	37	38	6	155
Opponent Totals	17	27	45	31	3	123



TEAM SUPERLATIVES

		SYRACUSE	OPPONENTS
Points		47 vs. Rhode Island	45, USF
	Low	24 vs. LSU, at USF	0, Rhode Island
Points in a Half		31 vs. Rhode Island (1st)	35, USF (2nd)
	Low	0 vs. Central Michigan (2nd)	0, Rhode Island (1st); Rhode Island (2nd); Wake Forest (2nd)
Rushing Plays		58 vs. Rhode Island	47, USF
	Low	30 vs. Central Michigan	20, Rhode Island
Rushing Yards		312 vs. Rhode Island	281, USF
	Low	73 at USF	4, Rhode Island
Yards Per Rush		5.5 vs. Central Michigan	6.4, LSU
	Low	2.2 at USF	0.2, Rhode Island
Rushing Touchdowns		2 vs. Rhode Island, Central Michigan	4, USF
	Low	0 vs. Wake Forest, LSU	0, Rhode Island
Passing Plays		38 vs. LSU	51, Central Michigan
	Low	14 vs. Wake Forest	16, LSU
Pass Completions		21 at USF	37, Central Michigan
	Low	8 vs. Wake Forest	8, LSU
Passing Yardage		232 at USF	430, Central Michigan
	Low	114 vs. Rhode Island	60, Rhode Island
Yards Per Pass Attempt		15.8 vs. Wake Forest	11.8, USF
	Low	4.1 vs. LSU	3.0, Rhode Island
Passing Touchdowns		3 vs. LSU	2, Central Michigan, USF
	Low	2 vs. Rhode Island, Wake Forest, Central Michigan, at USF	0, Rhode Island
Total Plays		78 vs. Rhode Island	91, Central Michigan
	Low	47 vs. Central Michigan	40, Rhode Island
Total Offense Yards		426 vs. Rhode Island	540, USF
	Low	281 vs. LSU	64, Rhode Island
Yards Per Play		7.3 vs. Wake Forest	7.8, USF
	Low	4.0 vs. LSU	1.6, Rhode Island
First Downs		23 vs. Rhode Island, at USF	30, Central Michigan
	Low	11 vs. Central Michigan	2, Rhode Island
Third Down Conv. %		57.9 vs. Rhode Island	70.0, USF
	Low	11.1 vs. Wake Forest	9.1, Rhode Island
Passes Had Intercepted		0 vs. Wake Forest	0, LSU; USF
	Most	1 vs. Rhode Island, Central Michigan, LSU, at USF	3, Wake Forest
Fumbles Lost		0 vs. Rhode Island, Wake Forest, Central Michigan, LSU	0, Wake Forest, LSU
	Most	2 at USF	3, Rhode Island
Total Turnovers By		0 vs. Wake Forest	0, LSU
	Most	3 at USF	4, Rhode Island
Sacks By: #-Yds.		4-30 vs. Wake Forest, 4-34 vs. Central Michigan	3-22, USF
	Low	1-3 vs. Rhode Island	1-7, Rhode Island; 1-2, Central Michigan; 1-8, LSU
TFL By: #-Yds.		11-47 vs. Central Michigan	10-46, USF
	Low	3-17 at USF	4-13, Rhode Island; 4-14, LSU
Penalties		6 vs. Central Michigan, at USF	14, LSU
	Low	3 vs. Rhode Island	5, Rhode Island, Central Michigan
Yards Penalized		64 at USF	120, LSU
	Low	30 vs. Wake Forest	40, Rhode Island
Time of Possession		40:14 vs. Rhode Island	39:06, Central Michigan
	Low	20:54 vs. Central Michigan	19:46, Rhode Island

INDIVIDUAL SUPERLATIVES

OFFENSE

Rushing Attempts	17, Jacob Hill vs. Rhode Island; Eric Dungey at USF
Rushing Yards	103, Jordan Fredericks vs. Rhode Island
Rushing Touchdowns	1, Five times
Longest Rush	34, George Morris vs. Wake Forest
Pass Attempts	38, Zack Mahoney vs. LSU
Pass Completions	21, Eric Dungey at USF
Passing Yards	232, Eric Dungey at USF
Comp. Pct. (min. 10 att.)	61.8, Eric Dungey at USF
Long Pass Play	89 (TD), Eric Dungey to Brisly Estime vs. Wake Forest
Passing Touchdowns	3, Zack Mahoney vs. LSU
Interceptions Thrown	1, Four players
Receptions	5, Ben Lewis vs. LSU 5, Ervin Philips at USF 5, Steve Ishmael at USF
Yards Receiving	98, Brisly Estime vs. Wake Forest
Receiving Touchdowns	2, Ervin Philips vs. Rhode Island
All-Purpose Yards	261, Brisly Estime vs. LSU
Total Offense	263, Eric Dungey at USF
Scoring (points)	12, Ervin Philips vs. Rhode Island 12, Cole Murphy vs. Wake Forest

DEFENSE

Interceptions by	1, Five times
Interception Yds. Gained	41, Donnie Simmons vs. Wake Forest
Longest Int. Return	41 (TD), Donnie Simmons vs. Wake Forest
Total Tackles	10, Parris Bennett vs. Central Michigan
Solo Tackles	9, Parris Bennett vs. Central Michigan
Assisted Tackles	3, Four times
Sacks	2.0, Luke Arciniega vs. Wake Forest 2.0, Luke Arciniega vs. Central Michigan 2.0, Ron Thompson vs. Central Michigan
Tackles for Loss	3.0, Ron Thompson vs. Central Michigan

SPECIAL TEAMS

PATs	6, Cole Murphy vs. Rhode Island
Field Goals	3, Cole Murphy vs. Wake Forest
Long Field Goal	43, Cole Murphy vs. LSU
Punts	5, Riley Dixon vs. Rhode Island 5, Riley Dixon vs. Central Michigan 5, Riley Dixon vs. LSU
Punting Avg. (min. 2)	50.4, Riley Dixon vs. Central Michigan
Long Punt	64, Riley Dixon vs. Rhode Island
Punt Returns	3, Brisly Estime vs. Rhode Island
Punt Return Yards	96, Brisly Estime vs. Rhode Island
Long Punt Return	74 (TD), Brisly Estime vs. Rhode Island
Kickoff Returns	6, Brisly Estime vs. LSU
Kickoff Return Yards	158, Brisly Estime vs. LSU
Long Kickoff Return	37, Brisly Estime vs. LSU
Blocked Field Goals	0
Blocked Punts	0
Blocked PAT	0

OPPONENTS

26, Leonard Fournette, LSU
244, Leonard Fournette, LSU
2, Leonard Fournette, LSU
62, Leonard Fournette, LSU
51, Cooper Rush, Central Michigan
37, Cooper Rush, Central Michigan
430, Cooper Rush, Central Michigan
72.5, Cooper Rush, Central Michigan
56, Quinton Flowers to Tyre McCants, USF
2, Cooper Rush, Central Michigan
2, Quinton Flowers, USF
3, John Wolford, Wake Forest
10, Ben McCord, Central Michigan
10, Devon Spalding, Central Michigan
147, Ben McCord, Central Michigan
1, Six players
251, Leonard Fournette, LSU
390, Cooper Rush, Central Michigan
12, Leonard Fournette, LSU
12, Marlon Mack, USF
1, Four players
14, Jamie Byrd, USF
14, Jamie Byrd, USF
10, Auggie Sanchez, USF
7, Brandon Chubb, Wake Forest
5, Auggie Sanchez, USF
1.0, Six players
3.0, Adam Parker, Rhode Island
6, Emili Nadelman, USF
2, Brian Eavey, Central Michigan
2, Trent Domingue, LSU
37, Trent Domingue, LSU
9, Connor McHugh, Rhode Island
44.4, Ron Coluzzi, Central Michigan
54, Ron Coluzzi, Central Michigan
2, Tre'Davious White, LSU
75, Tre'Davious White, LSU
69 (TD), Tre'Davious White, LSU
4, Myles Holmes, Rhode Island
107, Myles Holmes, Rhode Island
40, Myles Holmes, Rhode Island
0
1, TEAM, Central Michigan
0



THE LAST TIME

BY SYRACUSE:

The team scored 50 points in a game: 52, vs. Tulane, 2013
The team scored 60 points in a game: 63, vs. Rhode Island, 2002
The team scored 70 points in a game: 70, vs. Rutgers, 1998
An individual had 30 carries: 30, Delonte Carter vs. Akron, 2009
An individual ran for 100 yards: 103, Jordan Fredericks vs. Rhode Island, 2015
An individual ran for 150 yards: 156, Terrel Hunt vs. Maryland, 2014
An individual ran for 200 yards: 213, Prince-Tyson Gulley vs. West Virginia, 2012
Two players ran for 100 yards: Terrel Hunt (156) and Prince-Tyson Gulley (138) vs. Maryland, 2014
Three players ran for 100 yards: Kyle McIntosh (136), Dee Brown (117), and Donovan McNabb (100) vs. Miami, 1997
An individual rushed for three touchdowns: 3, Terrel Hunt at Central Michigan, 2014
An individual rushed for four touchdowns: 4, Delone Carter vs. Colgate, 2010
An individual rushed for five touchdowns: 5, Walter Reyes vs. Notre Dame, 2003
Two players rushed for multiple touchdowns: Dee Brown (2) and James Mungro (2) vs. Temple, 2000
The team rushed for 300 yards: 213, Rhode Island, 2015
The team rushed for 400 yards: 415, vs. Pittsburgh, 1994
The team rushed for six touchdowns: 6, vs. Rhode Island, 2002
The team rushed for seven touchdowns: 7, vs. Rutgers, 2000
The team rushed for eight touchdowns: 8, vs. Rutgers, 1998
An individual caught 10 passes: 12, Alec Lemon at Missouri, 2012
An individual had 100 receiving yards: 161, Jarrod West vs. NC State 2014
An individual had 200 receiving yards: 244, Alec Lemon at Missouri, 2012
Two players had 100 receiving yards: Mike Williams (160) and Taj Smith (126) vs. Cincinnati, 2007
An individual caught two touchdown passes: 2, Ervin Phillips vs. Rhode Island, 2015
An individual caught three touchdown passes: 3, Nick Provo vs. West Virginia, 2011
An individual caught four touchdown passes: 4, Tommy Kane vs. Colgate, 1987
An individual attempted 40 passes: 42, AJ Long vs. NC State, 2014
An individual attempted 50 passes: 66, Ryan Nassib vs. Northwestern, 2012
An individual completed 30 passes: 30, Ryan Nassib vs. USC, 2012
An individual completed 40 passes: 45, Ryan Nassib vs. Northwestern, 2012
An individual passed for 300 yards: 307, AJ Long vs. NC State, 2014
An individual passed for 400 yards: 482, Ryan Nassib vs. Northwestern, 2012
An individual passed for three touchdowns: 3, Zack Mahoney vs. LSU, 2015
An individual passed for four touchdowns: 4, Terrel Hunt vs. Tulane, 2013
An individual passed for five touchdowns: 5, Ryan Nassib vs. Maine, 2010
The team did not commit a turnover: vs. Wake Forest, 2015
Recorded a shutout: vs. Rhode Island, 2015
Limited an opponent to less than 100 yards total offense: 64, Rhode Island, 2015
Limited an opponent to less than 100 yards rushing: 90, Central Michigan, 2015
Limited an opponent to less than 100 yards passing: 60, Rhode Island, 2015
The team had seven sacks: 8.0, vs. Miami (Ohio), 2006
The team had eight sacks: 8.0, vs. Miami (Ohio), 2006
The team had nine sacks: 9.0, vs. Rutgers, 2009
An individual recorded two interceptions: 2, Keon Lyn at Temple, 2012
The team recorded four interceptions: vs. Iowa, 2006
The team recorded five interceptions: vs. Tulane, 1999
An individual returned an interception for a touchdown: 41 yards, Donnie Simmons vs. Wake Forest, 2015
An individual forced two fumbles: 2, Ron Thompson vs. Central Michigan, 2015
An individual recovered two fumbles: 2, Arthur Jones vs. USF, 2009
A fumble recovery was returned for a touchdown: 51 yards, Micah Robinson at Wake Forest, 2014
The team had four fumble recoveries: 4, vs. West Virginia, 2005
An individual recorded a safety: Team vs. Rhode Island, 2015
An individual made a 50-yard field goal: 50, Cole Murphy vs. NC State, 2014
An individual made four field goals: 4, Ross Krautman vs. Connecticut, 2012
An individual made five field goals: 5, Don McAulay vs. Kent State, 1983
An individual blocked a field goal attempt: John Raymon vs. Tulane, 2013
An individual returned a blocked field goal for a touchdown: 57 yards, Mike Holmes vs. Akron, 2010
The team missed a PAT by kick: vs. Wagner, 2013
An individual blocked a PAT: Eric Crume vs. Louisville, 2012
The team recorded a 2-point conversion: at NC State, 2013
An individual returned a kickoff for a touchdown: 98 yards, Dorian Graham vs. West Virginia, 2011
The opening kickoff was returned for a touchdown: 100 yards, Kevin Johnson vs. Wisconsin, 1997
An individual returned a punt for a touchdown: 74 yards, Brisly Estime vs. Rhode Island, 2015
An individual blocked a punt: Darius Kelly and Eric Crume vs. Tulane, 2013
An individual blocked two punts in a game: Anthony Smith vs. Buffalo, 2004
An individual returned a blocked punt for a touchdown: 0 yards, Parker Cantey vs. Connecticut, 2008
The team scored a touchdown on the first play from scrimmage: 79 yards, Andrew Robinson pass to Taj Smith at Louisville, 2007
The team scored a touchdown in the final two minutes to win: vs. Minnesota, 2013
The team kicked a field goal in the final minute to win: vs. Northwestern, 2009
The team kicked a field goal in overtime to win: vs. Toledo, 2011

BY AN OPPONENT:

A team scored 50 points in a game: 59, Florida State, 2013
A team scored 60 points in a game: 63, Virginia Tech, 1999
A team scored 70 points in a game: 75, Union, 1891
An individual had 30 carries: 34, John Robertson, Villanova, 2014
An individual ran for 100 yards: 184, Marlon Mack, USF, 2015
An individual ran for 150 yards: 184, Marlon Mack, USF, 2015
An individual ran for 200 yards: 244, Leonard Fournette, LSU, 2015
Two players ran for 100 yards: Lindsey Lamar (145) and B.J. Daniels (134), USF, 2012
Three players ran for 100 yards: N/A
An individual rushed for three touchdowns: 3, Zach Laskey, Georgia Tech, 2013
An individual rushed for four touchdowns: 4, Pat White, West Virginia, 2006
An individual rushed for five touchdowns: N/A
Two players rushed for multiple touchdowns: Zach Laskey (3) and Vad Lee (2), Georgia Tech, 2013
A team rushed for 300 yards: 394, Georgia Tech, 2013
A team rushed for 400 yards: 457, West Virginia, 2006
A team rushed for six touchdowns: 7, Georgia Tech, 2013
A team rushed for seven touchdowns: 7, Georgia Tech, 2013
A team rushed for eight touchdowns: 8, Nebraska, 1983
An individual caught 10 passes: 10, Ben McCord and Devon Spalding, Central Michigan, 2015
An individual had 100 receiving yards: 147, Ben McCord and 102, Devon Spalding, Central Michigan, 2015
An individual had 200 receiving yards: N/A
Two players had 100 receiving yards: Ben McCord (147) and Devon Spalding (102), Central Michigan, 2015
An individual caught two touchdown passes: 2, Issac Blakeney, Duke, 2014
An individual caught three touchdown passes: 3, Jermaine Kearsse, Washington, 2010
An individual caught four touchdown passes: 4, Ernest Wilford, Virginia Tech, 2002
An individual attempted 40 passes: 51, Cooper Rush, Central Michigan, 2015
An individual attempted 50 passes: 51, Cooper Rush, Central Michigan, 2015
An individual completed 30 passes: 37, Cooper Rush, Central Michigan, 2015
An individual completed 40 passes: 45, Brian Brohm, Louisville, 2007
An individual passed for 300 yards: 430, Cooper Rush, Central Michigan, 2015
An individual passed for 400 yards: 430, Cooper Rush, Central Michigan, 2015
An individual passed for three touchdowns: 3, Jameis Winston, Florida State, 2014
An individual passed for four touchdowns: 4, Everett Golson, Notre Dame, 2014
An individual passed for five touchdowns: 5, Tajh Boyd, Clemson, 2013
A team did not commit a turnover: LSU, 2015
Recorded a shutout: Georgia Tech, 2013
Limited Syracuse to less than 100 yards total offense: 93, Iowa, 1976
Limited Syracuse to less than 100 yards rushing: 70, Boston College, 2014
Limited Syracuse to less than 100 yards passing: 66, Boston College, 2014
A team had seven sacks: 8.0, NC State, 2014
A team had eight sacks: 8.0, NC State, 2014
A team had nine sacks: 11.0, Cincinnati, 2007
An individual recorded two interceptions: 2, Breon Borders, Duke 2014
A team recorded four interceptions: Clemson, 2013
A team recorded five interceptions: USF, 2009
An individual returned an interception for a touchdown: 82 yards, Pharoah McKeever, NC State, 2014
An individual forced two fumbles: 2, Ray Vinopal, Pittsburgh, 2014
An individual recovered two fumbles: 2, Tristan Roberts, Pittsburgh, 2011
A fumble recovery was returned for a touchdown: 31 yards, Chris Casher, Florida State, 2013
A team had four fumble recoveries: 4, Pittsburgh, 2011
An individual recorded a safety: B.J. Dubose and Team, Louisville, 2014
An individual made a 50-yard field goal: 51, John Wallace, Louisville, 2014
An individual made four field goals: 5, Maikon Bonani, USF, 2012
An individual made five field goals: 5, Maikon Bonani, USF, 2012
An individual blocked a field goal attempt: Brandon Mills, Cincinnati, 2012
An individual returned a blocked field goal for a touchdown: 75 yards, Duron Harmon, Rutgers, 2012
A team missed a PAT by kick: Rutgers, 2012
An individual blocked a PAT: Jarron Jones, Notre Dame, 2014
A team recorded a 2-point conversion: Minnesota, 2013
An individual returned a kickoff for a touchdown: 97 yards, Myles Willis, Boston College, 2014
The opening kickoff was returned for a touchdown: 97 yards, Myles Willis, Boston College, 2014
An individual returned a punt for a touchdown: 69 yards, Tre'Davious White, LSU, 2015
An individual blocked a punt: Anthony Nixon, Maryland, 2014
An individual blocked two punts in a game: Chase Anastasio, Notre Dame, 2005
An individual returned a blocked punt for a touchdown: 16 yards, Corey Barnes, Rutgers, 2005
A team scored a touchdown on the first play from scrimmage: 22 yards, Tino Sunseri pass to Isaac Bennett, Pittsburgh, 2011
A team scored a touchdown in the final two minutes to win: Northwestern, 2012
A team kicked a field goal in the final minute to win: Virginia, 2005
A team kicked a field goal in overtime to win: Rutgers, 2011



MEDIA CONTACTS

Syracuse Athletic Communications

Office Phone: 315-443-2608
Fax: 315-443-3405

Executive Senior Associate AD/Chief Comm. Officer

Sue Edson
 E-Mail: sedson@syr.edu

Director

Pete Moore
 E-Mail: pimoore@syr.edu

Assistant Director

Mike Morrison (football contact)
 E-Mail: mdmorrison@syr.edu
 Cell: 315-952-4809

Assistant Director

Anthony Prisco (secondary contact)
 E-Mail: aprisco@syr.edu
 Cell: 315-391-0469

Assistant Director

Susie Mehringer
 E-Mail: skmehringer@syr.edu

Assistant

Tim Gallagher (secondary contact)
 E-Mail: suacpr@syr.edu

Assistant

Meghan Baumer
 E-Mail: suacsid@syr.edu

Atlantic Coast Conference Communications

4512 Weybridge Lane, Greensboro, N.C. 27407
Office Phone: 336-854-8787
Fax: 336-854-8797
Web: theACC.com

Amy Yakola, Senior Associate Commissioner
 Mike Finn, Associate Commissioner (football contact)
 Brian Morrison, Associate Commissioner
 Steve Phillips, Associate Director
 Amy Ufnowski, Associate Director
 George Lane, Assistant Director
 Marianne Schroer, Coordinator
 Sarah Maher, Intern

ACC Teleconference

The 14 ACC football coaches (and Notre Dame head coach Brian Kelly when the Irish play an ACC team) will be featured on a weekly teleconference each Wednesday from Sept. 2 to Nov. 18 and on Tuesday, Nov. 24. Each coach will have 10 minutes to make an opening statement and field questions. An audio file and transcript of the teleconference is available on theACC.com. Media only call-in number: 719-457-2664.

Brian Kelly, Notre Dame (vs. ACC opponents only)	10:20 a.m.
Dabo Swinney, Clemson	10:30 a.m.
Jimbo Fisher, Florida State	10:40 a.m.
Bobby Petrino, Louisville	10:50 a.m.
Scott Shafer, Syracuse	11:00 a.m.
Dave Clawson, Wake Forest	11:10 a.m.
Paul Johnson, Georgia Tech	11:20 a.m.
Larry Fedora, North Carolina	11:30 a.m.
Pat Narduzzi, Pittsburgh	11:40 a.m.
Al Golden, Miami	11:50 a.m.
Frank Beamer, Virginia Tech	12:00 p.m.
Mike London, Virginia	12:10 p.m.
Steve Addazio, Boston College	12:20 p.m.
David Cutcliffe, Duke	12:30 p.m.
Dave Doeren, NC State	12:40 p.m.

WEEKLY MEDIA CALENDAR

Monday, October 12

- Scott Shafer exclusive interview with Cuse.com
- Game notes on Cuse.com
- Deadline to request Tuesday coordinator/student-athlete interviews – 1 p.m.
- Submit requests (max. 2) to Mike Morrison (mdmorrison@syr.edu)

Tuesday, October 13

- Scott Shafer teleconference at 12 p.m.
- Media-only call-in number is 315-442-1278.
- Coordinator and student-athlete interviews – 7 p.m. in the localano-Petty Football Complex Hall of Fame

Wednesday, October 14

- Scott Shafer on the ACC Football Coaches Teleconference – 11 a.m.

Thursday, October 15

- Scott Shafer Weekly News Conference – 10 a.m. in the localano-Petty Football Complex Auditorium
- 'Syracuse Sidelines' with Scott Shafer – 6:30 p.m. on Time Warner Cable SportsChannel
- Scott Shafer Radio Show – 7-8 p.m. live at TGI Friday in Destiny USA

Friday, October 16

- No media availability

Saturday, October 17

- Game 6 – Syracuse at Virginia (3:30 p.m., Regional Sports Networks)

GENERAL MEDIA INFORMATION

Credentials

Please visit www.sportssystem.com/syracuse to complete the application process for season and individual home and away game credentials. Please submit the application 12 days prior to the game.

Syracuse Athletics Online

Website: www.Cuse.com
 Twitter: @Cuse and @CuseFootball
 Facebook: /Cuse and /CuseFootball
 Instagram: @Cusepics and @CuseFootball

TheACC.com/Media

The official website of the Atlantic Coast Conference – theACC.com – is the source for complete ACC football information. The media section of the theACC.com is dedicated to the specific needs of the media, including downloads of ACC and school logos, headshots of players and coaches from select sports. It is also the site for transcripts for the league's football coaches teleconference every Wednesday afternoon during the season. You will need an individual account to access the site. To register, go to: theACC.com/media.

ACC Advanced Media Clip Service

Broadcast media outlets can access ACC highlights and press conference excerpts via the ACC Video Clip Service (AVCS) throughout the 2014-15 sports calendar. The video content is available in digital files. To register for this service, contact Scott McBurney, Assistant Commissioner/Advanced Media at smcburney@theacc.com or call 336-369-4646.

CollegePressBox.com

CollegePressBox.com is the official media website for NCAA FBS football. Access and download weekly game notes, quotes, statistics, media guides and more for each conference and its member schools. Apply for a password by sending an email to password@collegepressbox.com.

Postgame Interviews

Syracuse's locker room is closed to the media following games, both at home and on the road.

Head coach Scott Shafer will hold his news conference in the Cadillac Lounge located on the service level of the Carrier Dome near Stadium Control. Following the conclusion of Shafer's news conference, requested student-athletes will be brought to the Cadillac Lounge to meet with media representatives. The Syracuse athletic communications department will take student-athletes requests during the fourth quarter of each game.



/CUSEFOOTBALL



@CUSEFOOTBALL



@CUSEFOOTBALL