

# VIRGINIA

## 2013 MEN'S SOCCER FACT BOOK



### TABLE OF CONTENTS

2013 Cavalier Roster .....	2
Head Coach George Gelnovatch .....	3
Coaching Staff .....	4
Player Biographies .....	5-16
2012 Statistics .....	17
2012 Results .....	18
2012 ACC Review .....	19
All-Time Records .....	20
Single-Season Records .....	21
Career Records .....	22
Scoring Records By Year .....	23
National Awards .....	24
Honors and Awards .....	25
Coaching Records By Year .....	26
All-Time Records vs. Opponents .....	27
ACC Tournament History .....	28
NCAA Tournament History .....	29
All-Time Results .....	30-34
All-Time Letterwinners .....	35-36
Covering the Cavaliers .....	37

### UNIVERSITY OF VIRGINIA QUICK FACTS

Location .....	Charlottesville, Va. 22904
Founded .....	1819 by Thomas Jefferson
Enrollment .....	21,049 (14,039 undergraduate)
President .....	Teresa A. Sullivan
Athletics Director .....	Craig Littlepage
Faculty Athletics Rep. ....	Carolyn M. Callahan
Nicknames .....	Cavaliers, Wahoos, 'Hoos
Colors .....	Orange and Blue
Song .....	"Good Old Song"
Home Field (Cap.) ...	Klöckner Stadium (8,000)
Affiliations .....	NCAA Division I / Atlantic Coast Conference
Official Athletics Web Site ...	VirginiaSports.com
University Web Site .....	virginia.edu

### MEN'S SOCCER INFORMATION

First Year .....	1941
All-Time Record .....	701-322-102
All-Time ACC Record .....	171-124-35
NCAA Appearances/Last .....	34/2012
2012 Record .....	10-7-1
2012 ACC Record/Finish .....	3-4-1/t-6th
2012 Postseason .....	NCAA Second Round
Letterwinners Returning/Lost .....	18/6
Newcomers .....	12 (11 freshmen, 1 transfer)

### STAFF INFORMATION

Head Coach .....	George Gelnovatch
Alma Mater .....	Virginia '87
Record at Virginia .....	247-100-33, 18th season
Career Record .....	Same
Associate Head Coach .....	Matt Chulis
Assistant Coach .....	Michael Behonick

### 2013 SCHEDULE

Aug. 20	<b>RADFORD (exh.)</b> .....	7 p.m.
Aug. 24	at Rutgers (exh.).....	7 p.m.
Aug. 30	<b>LOUISVILLE</b> .....	8 p.m.
Sept. 2	<b>ST. JOHN'S</b> .....	7 p.m.
Sept. 6	at Clemson* (ESPN3) .....	8 p.m.
Sept. 13	at Wake Forest* .....	8 p.m.
Sept. 17	<b>GEORGE MASON</b> .....	7 p.m.
Sept. 20	<b>NC STATE*</b> .....	7 p.m.
Sept. 24	<b>PROVIDENCE</b> .....	7 p.m.
Sept. 28	at Syracuse* .....	7 p.m.
Oct. 1	<b>VCU</b> .....	7 p.m.
Oct. 4	<b>PITTSBURGH*</b> .....	7 p.m.
Oct. 8	at Duke* .....	7 p.m.
Oct. 11	<b>MARYLAND*</b> (RSN) .....	7 p.m.
Oct. 18	at Virginia Tech* .....	7 p.m.
Oct. 26	at Notre Dame* .....	2 p.m.
Oct. 29	<b>UNC GREENSBORO</b> .....	7 p.m.
Nov. 1	<b>NORTH CAROLINA*</b> (RSN).....	7 p.m.
Nov. 8	<b>BOSTON COLLEGE*</b> .....	7 p.m.
Nov. 12	ACC Tournament Quarters <sup>1</sup> .....	TBA
Nov. 15-17	ACC Tourn. Semis/Finals <sup>2</sup> .....	TBA

### Home matches in **BOLD CAPS**

<sup>1</sup>at Seeds No. 1-4

<sup>2</sup>Germantown, Md.

### MEDIA RELATIONS INFORMATION

Asst. Director/MSOC Contact..	Andy Fledderjohann
Office Phone .....	434-982-5131
Mobile Phone.....	434-906-0075
Press Box Phone .....	434-906-0075
E-Mail Address.....	fledder@virginia.edu
Mailing Address .....	295 Massie Road Room 154, John Paul Jones Arena Charlottesville VA 22903

### ABOUT THE FACT BOOK

The fact book serves as the file for historical reference information on Virginia men's soccer. UVa no longer prints soccer media guides.

Information that previously appeared in the printed men's soccer media guide is available on the men's soccer page at VirginiaSports.com in HTML format under the "History" link at the top of the page. Please bookmark that page in your browser for quick reference.

Complete bios and statistics on Cavalier coaches and players are available at VirginiaSports.com/menssoccer. Access player bios by clicking on the player's name on the roster page.

# 2013 VIRGINIA ROSTER

NO.	NAME	POS.	CLASS	HT.	WT.	HOMETOWN/HIGH SCHOOL
0	Cole Moffatt	GK	Fr.	6-1	180	South Pasadena, Calif./Loyola HS
1	Spencer LaCivita	GK	Jr.	6-1	178	Raleigh, N.C./Millbrook
2	Zach Carroll	D	So.	6-3	185	Grand Blanc, Mich./Grand Blanc
3	Matt Brown	D	Jr.	6-1	165	Charlotte, N.C./South Mecklenburg
4	Grant Silvester	D	Jr.	6-0	168	Sacramento, Calif./Rio Americano
5	Bryan Lima	M	R-Jr.	5-6	150	Boca Raton, Fla./North Broward Prep
6	Scott Thomsen	M/D	So.	5-10	160	Brick, N.J./Christian Brothers Academy
7	Todd Wharton	M	So.	5-11	165	Glen Allen, Va./Deep Run
8	Jordan Allen	M	Fr.	5-11	160	Rochester, N.Y./Aquinas
9	Darius Madison	F	So.	5-8	160	Philadelphia, Pa./LaSalle College HS
10	Nicko Corriveau	F	Fr.	5-11	160	Potomac, Md./Gonzaga HS
11	Eric Bird	M	Jr.	5-11	185	Virginia Beach, Va./Frank W. Cox
12	Riggs Lennon	F/D	Fr.	6-1	175	Paradise Valley, Ariz./Brophy Prep
13	Kyler Sullivan	D	Jr.	5-8	156	Stafford, Va./North Stafford
15	Kevin McBride	D	Sr.	6-0	160	Fairfax, Va./Chantilly
16	Marcus Salandy-Defour	F/M	So.	5-9	160	Kensington, Md./Georgetown Prep
17	Brian James	M	So.	5-11	150	Sunrise, Fla./American Heritage
18	Calle Brown	GK	R-Jr.	6-5	200	Leesburg, Va./Loudoun County
19	Chris Moke	M/D	Fr.	5-8	165	London, England/Salvatorian College
20	Patrick Foss	M	Fr.	5-11	165	South Riding, Va./U.S. Soccer Residency
21	Ryan Zinkhan	F	Jr.	5-9	152	Fredericksburg, Va./Riverbend
22	Kyle McCord	M	Jr.	6-3	170	Chester Springs, Pa./Haverford
23	Will Hare	D	R-So.	5-8	160	Roanoke, Va./Hidden Valley
24	Matt Mills	M	Jr.	5-10	155	Greensboro, N.C./Walter Hines Page
25	Cameron Chavira	F	Sr.	5-9	160	Roanoke, Va./Patrick Henry
26	Pablo Aguilar	M	Fr.	5-7	143	Guatemala City, Guatemala/Pendleton School
27	Jordan Poarch	M	So.	5-11	155	Middletown, Del./Sanford School
28	Hayes Fountain	M/D	Fr.	5-11	175	Charlottesville, Va./Western Albemarle
29	Wesley Suggs	D	Fr.	6-2	190	Bowie, Md./DeMatha Catholic
30	Jeff Gal	GK	So.	6-1	165	Bartlett, Ill./Creighton University/Bartlett
31	Sheldon Sullivan	D	Fr.	5-9	160	Stafford, Va./North Stafford
32	Luc Fatton	M	Fr.	6-0	150	Charlottesville, Va./Albemarle
33	Andrew Freschi	GK	So.	6-2	205	Atlanta, Ga./Westminster

## ALPHABETICAL

No.	Name	Pos.
26	Pablo Aguilar.....	M
8	Jordan Allen.....	M
11	Eric Bird.....	M
18	Calle Brown.....	GK
3	Matt Brown.....	D
2	Zach Carroll.....	D
25	Cameron Chavira.....	F
10	Nicko Corriveau.....	F
32	Luc Fatton.....	M
20	Patrick Foss.....	M
28	Hayes Fountain.....	M/D
33	Andrew Freschi.....	GK
30	Jeff Gal.....	GK
23	Will Hare.....	D
17	Brian James.....	M
1	Spencer LaCivita.....	GK
12	Riggs Lennon.....	F/D
5	Bryan Lima.....	M
9	Darius Madison.....	F
15	Kevin McBride.....	D
22	Kyle McCord.....	M
24	Matt Mills.....	M
0	Cole Moffatt.....	GK
19	Chris Moke.....	M/D
27	Jordan Poarch.....	M
16	Marcus Salandy-Defour.....	F/M
4	Grant Silvester.....	D
29	Wesley Suggs.....	D
13	Kyler Sullivan.....	D
31	Sheldon Sullivan.....	D
6	Scott Thomsen.....	M/D
7	Todd Wharton.....	M
21	Ryan Zinkhan.....	F

**Head Coach:** George Gelnovatch (Virginia '87), 18th season

**Associate Head Coach:** Matt Chulis (Virginia '05), eighth season

**Assistant Coach:** Michael Behonick (American '03), fourth season

**Operations Assistant:** TBA

### PRONUNCIATIONS

#### Players

Aguilar..... AG-will-are  
 Calle..... CAL-ee  
 Chavira..... Chuh-VEER-uh  
 Nicko Corriveau..... NEE-coe  
 ..... CORE-uh-voe  
 Fatton..... Fuh-TONE  
 Gal..... Gall (rhymes with ball)  
 LaCivita..... La-sih-VEE-tuh  
 Lima..... LEE-muh  
 Moffatt..... Moff-uh-t  
 Salandy-Defour  
 ..... Suh-LAN-dee Duh-FORE  
 Wharton..... WORE-tun  
 Zinkhan..... ZINK-uhn

#### Coaches

Behonick..... Buh-HA-nick  
 Chulis..... CHOO-liss  
 Gelnovatch..... GELL-no-vatch  
 ..... (hard G, rhymes with bell)

### BREAKDOWN BY STATE

Arizona..... 1  
 California..... 2  
 Delaware..... 1  
 Florida..... 2  
 Georgia..... 1  
 Illinois..... 1  
 Maryland..... 3  
 Michigan..... 1  
 New Jersey..... 1  
 New York..... 1  
 North Carolina..... 3  
 Pennsylvania..... 2  
 Virginia..... 12

### BREAKDOWN BY COUNTRY

England..... 1  
 Guatemala..... 1  
 United States..... 31

### BREAKDOWN BY CLASS

True Freshman..... 11  
 Sophomore..... 9  
 Redshirt Sophomore..... 1  
 Junior..... 8  
 Redshirt Junior..... 2  
 Senior..... 2

# HEAD COACH GEORGE GELNOVATCH



George Gelnovatch is in his 18th season as the head coach of the Virginia men's soccer program.

A former Cavalier soccer All-American and assistant coach, Gelnovatch has led UVa to the 2009 NCAA Championship, three NCAA College Cup appearances, four ACC tournament titles, two regular season ACC championships, 17-consecutive NCAA tournament appearances and an overall record of 247-100-33 during his tenure as UVa head coach.

Virginia has won at least 15 games in a season nine times under Gelnovatch, including 2009 when the team recorded 19 victories en route to the conference and national championships.

## HEAD COACHING HIGHLIGHTS

With a team that routinely started six freshmen and nine underclassmen, Gelnovatch guided Virginia to the program's 32nd-consecutive NCAA tournament berth in 2012 as UVa posted a 10-7-4 record. UVa boasts the current longest streak of NCAA tournament appearances in Division I.

In 2009 Gelnovatch guided the Cavaliers to the ACC championship before taking the team on a classic run through the NCAA tournament, culminating with a thrilling shootout win over Akron in the NCAA Championship Game for UVa's sixth NCAA title.

Two Cavaliers, midfielder Tony Tchani and goalkeeper Diego Restrepo, were named First-Team All-Americans in 2009, while Will Bates was named the National Freshman of the Year. Gelnovatch, meanwhile, earned National Coach of the Year honors at the conclusion of the season.

Tchani was selected in the first round of the 2009 Major League Soccer SuperDraft to continue a strong pipeline of prominent soccer talent from Charlottesville to the professional ranks under Gelnovatch.

Gelnovatch has developed a number of MLS players during his time as head coach at Virginia. In all, 19 Cavaliers who have played for Gelnovatch have been drafted in the MLS. Two of his former players have become the No. 1 pick in the MLS Super-Draft, with Alecko Eskandarian's selection in 2003 and Jason Moore's pick in 1999; both players were chosen by D.C. United. Former UVa All-American Kyle Martino was a first-round choice in the 2001 MLS SuperDraft and Matt Chulis was also first-round selection in 1999.

In 2006, Gelnovatch led the Cavaliers to their eighth College Cup appearance. UVa finished with a 17-4-1 overall record and a third-place showing in the ACC. Junior midfielder Nico Colaluca earned first-team All-America honors from College Soccer News.

Gelnovatch had another successful season in 2005 as he guided the Cavaliers to a second-place finish in the ACC. Three Cavaliers earned All-ACC honors in 2005 as freshman forward Yannick Reyering was named First Team All-ACC, while forward Adam Cristman and midfielder Nico Colaluca earned All-ACC Second Team honors.

In 2004, he led UVa to its sixth-consecutive appearance in the ACC Championship game, where the Cavaliers were crowned conference champions for the third time during his tenure. Virginia made another deep run in NCAA Tournament, advancing to the quarterfinal round. Following the 2004 season, Gelnovatch was honored as the 2004 NSCAA/adidas South Atlantic Region Coach of the Year.

In 2003, the Cavaliers turned in a record of 11-10-2 overall. Though the season marked the lowest win total for any single season under Gelnovatch's tenure, the Cavaliers saved their best performances for last. Gelnovatch led Virginia to its first ACC Championship since 1997.

In 2002, after his team finished the season 15-7, Gelnovatch watched four of his players step into the professional ranks to pursue playing careers in Major League Soccer, including the Missouri Athletic Club's Hermann Trophy Award winner and National Player of the Year nominee - Alecko Eskandarian. Eskandarian became the eventual No. 1 pick in the 2003 MLS SuperDraft and was joined in the draft by teammates David Comfort, Kenny Arena and Jacob LeBlanc.

In 2001, Gelnovatch guided UVa through a magical regular season. He led Virginia to its first undefeated regular season since 1986 after going 16-0-1 overall, 6-0-0 in the ACC. More impressive than going undefeated in the conference, the Cavaliers became the first ACC team to ever go undefeated in the league after winning all of its games by shutout. Gelnovatch was named the ACC Coach of the Year after his Cavaliers finished the season 17-2-1.

In 2000, Gelnovatch led the Cavaliers to a 17-6-1 mark and a spot in the NCAA quarterfinals. Virginia entered the tournament as the fifth-seeded team after playing one of the toughest schedules in the nation, a signature of Gelnovatch's tenure at Virginia.

UVa finished 14-9-1 in 1999 and advanced to the NCAA Tournament quarterfinals and the ACC Finals. In 1998, Virginia finished 16-4-3 overall and advanced to the NCAA quarterfinals, and Gelnovatch had two players named as finalists for the MAC Award and as finalists for the Hermann Trophy.

In 1997, the Cavaliers recorded the most wins ever under Gelnovatch (19), which ranks as the third highest win total in a single season at UVa after the Cavaliers posted an overall record of 19-4-3. Virginia finished as the NCAA runner-up after falling in the championship game. UVa won the ACC tournament title, outscoring its

opponents 8-1 in three games. The Cavaliers also earned a share of the ACC regular-season title, finishing with a 3-1-2 mark in conference games.

Gelnovatch was named the 10th coach of the Virginia program on Jan. 3, 1996, after Bruce Arena announced he would end his 18-year career at the helm of Virginia Soccer to become head coach and assistant general manager of Major League Soccer's D.C. United.

Gelnovatch guided his 1996 team to an overall record of 16-3-3 and an ACC regular-season title. His 16 victories were the most ever by a first-year coach at Virginia, and his .795 winning percentage also was the best by a UVa coach in his first season. Gelnovatch became the first-ever Cavalier men's soccer coach to lead his squad to the NCAA tournament during his first year on the job. He was honored as the 1996 ACC Coach of the Year thanks to that feat.

## ASSISTANT COACH HISTORY

Gelnovatch's first coaching position at Virginia began in 1989 when he became a part-time assistant and helped guide the Cavaliers to a share of the NCAA title and then an outright national championship in 1991. He was promoted to Arena's top assistant in June 1992 and helped the program complete its unprecedented four-year run of national championships (1991-94) and a record-setting campaign in 1995, which included just the second unbeaten regular season (16-0-2) by any ACC team in 14 years. Virginia finished with a 21-1-2 record in 1995 after losing to Duke 3-2 in the NCAA semifinals.

During Gelnovatch's years as an assistant, the UVa program compiled a record of 25-2-2 in the NCAA Tournament and 37-4-4 mark in the postseason (including the ACC Tournament). Virginia compiled an overall record of 138-18-14 (.853 winning percentage) during Gelnovatch's tenure as an assistant coach.

Since becoming a part of the UVa coaching staff, Gelnovatch has helped recruit some of the greatest players to ever wear a Cavalier uniform. UVa has welcomed numerous high school All-Americans who have gone on to post All-America seasons on the collegiate level. Among the players that Gelnovatch helped recruit as a UVa assistant coach are National Players of the Year Mike Fisher and Ben Olsen and five players who competed for the U.S. in the 1996 Olympic games: Clint Peay, A.J. Wood, Brandon Pollard, Damian Silvera and Billy Walsh.

## PLAYING CAREER

Gelnovatch graduated from Virginia in 1987 after playing a vital role on Cavalier teams that went 67-14-4 (.812) from 1983-86. He still ranks fifth on UVa's career scoring list (118 points) and fifth on the school's career goals list (49). From 1983-85, he teamed with UVa's second all-time leading scorer Jeff Gaffney to form one of the most potent forward tandems in Cavalier history. As a senior in 1986, Gelnovatch became UVa's third first-team All-American, while earning first-team All-ACC honors after being selected to the conference second-team his first three seasons. UVa made four NCAA tournament appearances and captured three ACC championships during Gelnovatch's college years.

Following his college career, Gelnovatch was drafted by the Minnesota Strikers of the Major Indoor Soccer League (MISL). His playing career also included three years in the American Professional Soccer League (APSL) from 1990-92 and a stint as a starting defender for Arena's D.C. United team in 1996.

Gelnovatch has rejoined Arena on several occasions, including as an assistant coach with the United States National Team in the 2002 World Cup. The U.S. team made a valiant run into the quarterfinal round of the World Cup and finished 2-2-1 in the event. In 1999, he was appointed to coach the Under-18 United States National Team.

## PERSONAL

A native of Wall, N.J., Gelnovatch earned prep All-America honors while playing for Wall High School. He is married to the former Melissa Sanders. The couple has two children, Jake and Sunny.

## GELNOVATCH COACHING RECORD

Year	Overall	ACC	ACC Finish	NCAA Tournament
1996	16-3-3	4-0-2	Runner-Up	1st Round
1997	19-4-3	3-1-2	Champions	NCAA Runner-Up
1998	16-4-3	4-1-1	Semifinals	Quarterfinals
1999	14-9-1	1-4-1	Runner-Up	2nd Round
2000	17-6-1	5-1-0	Runner-Up	Quarterfinals
2001	17-2-1	6-0-0	Runner-Up	2nd Round
2002	15-7-0	3-3-0	Runner-Up	2nd Round
2003	11-10-2	3-3-0	Champions	3rd Round
2004	18-5-1	4-3-0	Champions	Quarterfinals
2005	12-5-3	6-2-0	Quarterfinals	3rd Round
2006	17-4-1	5-3-0	Semifinals	NCAA Semifinals
2007	12-8-2	1-5-2	Quarterfinals	2nd Round
2008	11-9-1	4-4-0	Runner-Up	2nd Round
2009	19-3-3	4-3-1	Champions	NCAA Champions
2010	11-6-3	2-4-2	Semifinals	1st Round
2011	12-8-1	4-3-1	Semifinals	1st Round
2012	10-7-4	3-4-1	Semifinals	2nd Round
<b>Career</b>	<b>247-100-33</b>	<b>62-44-13</b>		

# COACHING STAFF



## MATT CHULIS

Associate Head Coach

Matt Chulis is serving in his eighth season with the Virginia men's soccer program, including his fourth as the team's associate head coach.

During Chulis' time on the Virginia coaching staff, the Cavaliers have reached seven straight NCAA tournaments, made two NCAA College Cup

appearances and won the 2009 NCAA Championship. Following the 2009 season, Chulis was elevated from assistant coach to associate head coach.

Prior to joining the UVa staff, Chulis spent several years playing professionally. He played for the Long Island Rough Riders in 2005 after spending three seasons (2002-04) in the United Soccer League (USL) playing for the Pittsburgh Riverhounds and Portland Timbers (2001).

Chulis spent time in Major League Soccer (MLS) playing for the Columbus Crew (1999-00) and the Chicago Fire (2001). Off the field, he served as the Super Y League Director for the Rough Riders. Chulis was a student assistant coach at Virginia while finishing up his bachelor's degree in sociology during the 2004-05 academic year. He holds his USSF "A" coaching license and USSF national youth license.

One of the most decorated Cavalier defenders in school history, Chulis played four seasons for Virginia (1995-98). He was a three-time NSCAA All-American and three-time All-ACC first-team selection. Chulis was named NSCAA National Defender of the Year in 1998. He led the Cavaliers to 32 shutouts in four seasons. Chulis started 93 games (fifth in school history) and played 8,483 career minutes (second in program history).

He is married to Colleen Minnock Chulis. The couple has a son, Luke, and a daughter, Adelle.



## MICHAEL BEHONICK

Assistant Coach

Michael Behonick is in the midst of his fourth season as an assistant coach with the Virginia men's soccer program. He was named an assistant coach at Virginia in April 2010 and works directly with the Cavalier goalkeepers.

Behonick came to UVa after playing professional soccer with the Puerto Rico Islanders of the United Soccer Leagues (USL 1) since 2007 and serving as the Islanders' Academy assistant goalkeeper coach in 2009. His coaching experience also includes serving as the Director of Goalkeeping for the Syosset Soccer Club (Syosset, N.Y.) from 2006-08 and as a volunteer assistant at his alma mater, American University, in 2003.

Behonick has been a member of the Puerto Rico National Team since 2008 and also played professionally for Crystal Palace Baltimore (USL 2, 2007), the New York Red Bulls (Major League Soccer, 2006), Charleston Battery (USL 1, 2003-05), Harrisburg City Islanders (USL 2, 2004) and DC United (MLS SuperDraft Pick).

He holds his USSF "A" coaching license as well as a USSF National Goalkeeping License.

Behonick was a goalkeeper at American from 1999-2002, posting 16 shutouts and earning second team All-Patriot League honors as a junior. Behonick was the Eagles' captain in 2001 and 2002, and in those years American made NCAA Tournament appearances. Behonick's 2001 AU squad was the Patriot League Champions.

He earned his bachelor of arts in business administration from American in 2003.



**PABLO**  
**AGUILAR**

**26**


**Midfielder**  
**Freshman • 5-7 • 143**  
**Guatemala City, Guatemala •**  
**The Pendleton School**

**HIGH SCHOOL**

- Attended the Pendleton School in Bradenton, Fla., and played soccer at the IMG Academy
- No. 34-ranked player in U.S. and No. 2-ranked in Florida by Top Drawer Soccer
- Member of 2010-11 U15 U.S. Men's National Team
- Named IMG Academy's MVP and Best Attacking Player in 2012 and 2013
- Named 2011 IMG Player of Year
- Member of IMG Academy's U16 and U18 and Academy teams
- Was 2010 U16 IMG Academy USSL Most Improved Player
- Captained U15 IMG Academy Team which won state championship
- Coached by Scott Dean at IMG Academy

**PERSONAL**

- Parents are Juan de Dios and Coralia Aguilar
- Has two brothers, Juan de Dios and Julian, and one sister, Marcela; Juan de Dios played one season with UVa men's soccer team and graduated in 2011, while Marcela graduated from UVa in 2013



**JORDAN**  
**ALLEN**

**8**

**Midfielder**  
**Freshman • 5-11 • 160**  
**Rochester, N.Y. • Aquinas**

**HIGH SCHOOL**

- Played on U15-U18 U.S. Youth National Teams from 2010-13
- Member of U.S. U17 CONCACAF winning team in 2011
- Captained U18 U.S. National Team against Romania twice in March 2013
- No. 3-rated national recruit by College Soccer News
- No. 4-rated national recruit by Top Drawer Soccer
- 2011-12 USSDA Western Conference Player of Year
- 2011-12 USSDA Starting XI Team of Year
- Named 2011-12 USSDA Player of Year
- Named 2010 Private Parochial Player of Year while at Aquinas Institute
- Part of 2010 All-Greater Rochester Team of Year

**PERSONAL**

- Parents are Howard and Melissa Allen
- Has two sisters, Julia and Mackenzie



**ERIC**  
**BIRD**

**11**

**Midfielder**  
**Junior • 5-11 • 185**  
**Virginia Beach, Va. • Frank W. Cox HS**

**2012**

- Started all 21 matches at midfield
- Named to ACC All-Academic Soccer Team and ACC Academic Honor Roll
- Ranked second on team with 36 shots
- Recorded game-tying goal in second half of ACC quarters at Wake Forest (11/6); took team-high seven shots in match
- Scored game-winning goal in win over Wright State (10/16)
- Recorded assist vs. Mount St. Mary's (9/11)

**2011**

- Played in nine games, starting eight
- Suffered knee injury in UNC game (9/23) and missed remainder of season
- Had big game vs. Wisconsin (9/4), scoring first career goal and adding a game-winning assist on a Brian Ownby score

**HIGH SCHOOL**

- Two-time First-Team All-State, All-Region and All-District honoree
- Named 2011 Tidewater Player of the Year
- Earned 2011 Virginia High School State Player of the Year honors
- Frank W. Cox won 2009 and 2010 VHSL State Championships and regional championships from 2008-2010
- Played for Region I Olympic Development Program (ODP) pool and team from 2007-2011
- Virginia '93 state team was the Region I ODP Champion in 2008
- Played for Beach FC - Fire, which was Virginia State Cup Champions in 2005, 2006 and 2010

**PERSONAL**

- Parents are Tony and Melanie Bird

**BIRD'S CAREER STATS**

Year	GP-GS	Sh	SOG	G	A	Pts	GW
2011	9-8	17	6	1	2	4	0
2012	21-21	38	11	2	1	5	1
<b>Totals</b>	<b>30-29</b>	<b>55</b>	<b>17</b>	<b>3</b>	<b>3</b>	<b>9</b>	<b>1</b>

**Career Highs**

- Goals:** 1 (Wisconsin, 9/4/11)
- Assists:** 1 (2x, last vs. Radford 9/20/11)
- Points:** 3 (Wisconsin, 9/4/11)
- Shots:** 7 (at Wake Forest, 11/6/12)



# CALLE BROWN

# 18

**Goalkeeper**  
**Redshirt Junior**  
**Leesburg, Va. • Loudon County**

## 2012

- Was not a member of the team

## 2011

- Did not see game action

## 2010

- A redshirt season

## HIGH SCHOOL

- A Virginia State Olympic Development Program (ODP) and District ODP member
- Played for the Great Falls Soccer Club, which won the Under-16, Under-17 and Under-18 Virginia State Cups
- A four-year starter for Loudoun County High School where he earned various All-Region, All-Dulles District and All-Met honors



# MATT BROWN

# 3

**Defender**  
**Junior • 6-1 • 165**  
**Charlotte, N.C. • South Mecklenburg HS**

## 2012

- Played in 17 matches (15 starts) at center back
- Headed home his first career goal in NCAA tournament match at New Mexico (11/18)
- Named to ACC All-Academic Soccer Team and ACC Academic Honor Roll

## 2011

- Saw first college start against Liberty (Sept. 13)
- Appeared in four matches for the Cavaliers
- Named to ACC Academic Honor Roll

## HIGH SCHOOL

- Played for Charlotte Soccer Academy and was member of Region III ODP team
- Captain of North Carolina Olympic Development Program (ODP) team, Brown trained with Reading FC U18 Academy in Reading, England, and played club soccer for Charlotte United Futbol Club
- Ranked No. 26 in TopDrawerSoccer.com 2011 National Top 100
- Four-year starter, two-year captain and two-time team MVP for South Mecklenburg High School
- Three-time all-conference, two-time all-region selection; also an all-state pick
- Named to National Soccer Coaches Association (NSCAA) All-South squad and was 2010 Southwestern Conference Player

of the Year

- Earned Charlotte All-Observer first team honors
- Two-time team captain

## PERSONAL

- Parents are Mike and Kathryn Brown
- Has two brothers, twin Drew, and Chris; Drew plays soccer at Davidson

## BROWN'S CAREER STATS

Year	GP-GS	Sh	SOG	G	A	Pts	GW
2011	4-1	0	0	0	0	0	0
2012	17-15	7	5	1	0	2	0
<b>Totals</b>	<b>21-16</b>	<b>7</b>	<b>5</b>	<b>1</b>	<b>0</b>	<b>2</b>	<b>0</b>

## Career Highs

- Goals:** 1 (New Mexico, 11/18/12)
- Points:** 2 (New Mexico, 11/18/12)
- Shots:** 2 (2x, last at New Mexico, 11/18/12)



# ZACH CARROLL

# 2

**Defender**  
**Sophomore • 6-3 • 185**  
**Grand Blanc, Mich. • Grand Blanc HS**

## 2012

- Started 16 games at center back
- Ranked second on team with four goals, 10 points
- Missed five games with ankle injury (returned vs. Clemson)
- Named to ACC All-Tournament Team
- Scored UVA's first goal and Cavaliers' fourth score in shootout in ACC quarterfinals at Wake Forest (11/6)
- Also scored in shootout vs. North Carolina (11/9)
- Assisted on game-winning goal in 2OT victory over NC State (11/1)
- Scored game-winning goal in OT win over Virginia Tech (10/19)
- Recorded assist vs. Wright State (10/16)
- Scored game-winning goal vs. California (8/31)
- Scored first goal in first career game vs. Georgetown (8/24)

## HIGH SCHOOL

- Named 2011 NSCAA National Boys High School Player of the Year
- Also named 2011 NSCAA Boys Youth All-American
- Earned Gatorade Fall Boys Soccer State Player of the Year Award in 2011
- Competed with 2011 U.S. U-17 Men's National Team
- Was starting centerback for U-17 Team at 2011 U-17 World Cup in Mexico and on squad that won 2011 U-17 CONCACAF Tournament in Jamaica
- Named Michigan's Mr. Soccer following senior year in 2011
- No. 7-ranked recruit by ESPN Rise on ESPNHS 150
- Ranked No. 2 regionally and No. 17 nationally in 2012 class by Top Drawer Soccer
- Named to Michigan's Dream Team in 2010 and 2011
- Tabbed Flint Journal's Athlete of the Year for boys soccer in 2010 and 2011
- Named Grand Blanc's 2011 Most Valuable Player
- Three-year team captain
- Two-time All-Regional Team selection
- Led team to pair of state semifinal appearances as well as three district championships in Division I

- Four-time All-League and All-District selection
- Named Detroit Athletic Club Male Athlete of the Year finalist in 2012
- Named Genesee County Kiwanis Club Male Student Athlete of the Year in 2012
- Coached by Greg Kehler at Grand Blanc High School
- Member of U.S. U-17 MNT Residency Program in Bradenton, Fla., in 2010 and 2011
- Also competed on Vardar SC Freiberg U.S. Soccer Developmental Academy Team from 2009-12
- Won championship at 2011 U-19 Hausey International Tournament in Germany
- Also was placekicker on football team his junior and senior years
- Was member of high school's National Honor Society

#### PERSONAL

- Parents are Mark and Jodi Carroll
- Has one brother, Jacob, and one sister, Allison

#### CARROLL'S CAREER STATS

Year	GP-GS	Sh	SOG	G	A	Pts	GW
2012	16-16	10	7	4	2	10	2

#### Career Highs

**Goals:** 1 (4x, last at Wake Forest, 10/6/12)

**Assists:** 1 (2x, last at NC State, 10/1/12)

**Points:** 2 (4x, last at Wake Forest, 10/6/12)

**Shots:** 2 (3x, last at Wake Forest, 10/6/12)



## CAMERON CHAVIRA 25

**Forward**  
**Senior • 5-9 • 160**  
**Roanoke, Va. • Patrick Henry HS**

#### 2012

- Appeared in six matches, with one start
- Earned first career start against Mount St. Mary's (9/11)
- Scored golden goal in 1-0 double OT victory at VCU (9/25)

#### 2011

- Appeared in match against Richmond (8/29)

#### 2010

- Appeared in three games

#### HIGH SCHOOL

- Named an ESPN third team high school All-American and had 51 goals and 26 assists during his high school career
- Played with Olympic Development Program (ODP), was consistently selected for the ODP Region I pool games and played in ODP National Championship game
- Played for Roanoke Star Soccer Club, a team which reached state semifinals and finals on multiple occasions and won U.S. Club Regional and National Championships
- Participated in Gothia Cup in Gothenburg, Sweden, and the Lond and Watford International Festival of Football in England
- Four-year starter and senior captain for Patrick Henry High School
- Earned first team all-district, all-region, all-state (AAA) and All-Timesland honors

#### PERSONAL

- Parents are Richard and Diane Chavira
- Has two sisters, Brynn and Devin

#### CHAVIRA'S CAREER STATS

Year	GP-GS	Sh	SOG	G	A	Pts	GW
2010	3-0	0	0	0	0	0	0
2011	1-0	2	1	0	0	0	0
2012	6-1	1	1	1	0	2	1
<b>Total</b>	<b>10-1</b>	<b>3</b>	<b>2</b>	<b>1</b>	<b>0</b>	<b>2</b>	<b>1</b>



## NICKO CORRIVEAU 10

**Forward**  
**Freshman • 5-11 • 160**  
**Potomac, Md. • Gonzaga HS**

#### HIGH SCHOOL

- NSCAA High School All-American
- No. 2-rated recruit by College Soccer News
- No. 29-rated recruit by Top Drawer Soccer
- Named D.C. Gatorade Player of Year for 2012-13
- Named 2013 Washington Catholic Athletic Conference Player of Year
- Was First-Team All-WCAC honoree three straight years
- Earned Washington Post's All-Met Player of Year honors in 2012
- Scored over 40 goals in his career
- Team captain in 2012
- Played for AC Bethesda since was 12; leading goal scorer for team
- Graduated with a 4.15 GPA and named to honor roll every semester in high school
- Also played varsity ice hockey his freshman year

#### PERSONAL

- Parents are Stephane and Christiane Corriveau
- Has three sisters: Alessandra, Annelise and Adrianna
- Plans to major in pre-med at Virginia; both of parents are doctors as well

## LUC FATTON 32


**Midfielder**  
**Freshman • 6-0 • 150**  
**Charlottesville, Va. • Albemarle**

#### HIGH SCHOOL

- Played at Albemarle High School during freshman and junior years
- Trained with Richmond Strikers Academy his sophomore and senior seasons
- Led Albemarle to 2012 Class AAA State Championship; led in team in total points with 34 after scoring 11 goals and adding 12 assists
- Starting midfielder for Richmond Strikers Academy for past three years
- Competed with Virginia State ODP from 2007-10
- Member of VCCL Select Team in Spring 2009 and 2010

#### PERSONAL

- Parents are Robert and Cindy Fatton
- Has one sister, Vanessa



**PATRICK  
FOSS**

**20**

**Midfielder**  
**Freshman • 5-11 • 165**  
**South Riding, Va. U.S. Soccer Residency**

**AT VIRGINIA**

- Enrolled for Spring 2013 semester and competed with team during spring season
- Named to Athletic Honor Roll in his first semester

**HIGH SCHOOL**

- Full-time member of U.S. U17 National Team in 2010-11
- Joined U.S. during its preparation for 2011 U17 FIFA World Cup
- No. 31 recruit in College Soccer News' rankings
- No. 52 recruit according to Top Drawer Soccer
- Played with DC United Youth Academy and Reserve Team from 2010-12
- Captained DC United's U18 Academy Team and named to U.S. Developmental Academy Best XI Team in 2012
- Earned Golden Boot after scoring four goals in four matches in 2011 Ajax/AEGON Youth Cup in Amsterdam
- Led DC United's U17 Youth Academy squad to 2010 MLS SUM Cup
- Competed and trained for four years with U.S. Olympic Development Program
- Was home schooled by his mother, a 1987 UVa graduate
- Played soccer at Leesburg Christian his freshman year and led team to state championship; led state in scoring (25 goals) and was named MVP of state tournament

**PERSONAL**

- Parents are Michael and Elizabeth Foss
- One of eight siblings; has four brothers: Michael, Christian, Stephen and Nicholas and three sisters: Mary Beth, Katie, Kari and Sarah
- Michael played soccer at George Mason from 2007-10
- Holds a black belt on Tae Kwon Do; former Virginia state champion in both individual sparring and individual forms
- Godfather is John Harkes, a former UVa and U.S. Men's National Team standout



**HAYES  
FOUNTAIN**

**28**

**Midfielder/Defender**  
**Freshman • 5-11 • 175**  
**Charlottesville, Va. • Western Albemarle**


**HIGH SCHOOL**

- Played locally for Western Albemarle High School
- Also played for Richmond Strikers club team
- Played on ODP Virginia State national championship team in 2011 and runner-up side in 2012
- Scored 14 goals and added 12 assists in 45 career games with ODP Virginia State team
- Played on ODP Virginia State team from 2008-12, scoring 14 goals and recording 12 assists in 45 career matches
- Led Western Albemarle to Jefferson District championship in 2011

- Scored 13 goals and added 15 assists during three years on Western Albemarle varsity side

**PERSONAL**

- Parents are Nathan and Linda Fountain
- Has one brother, Neil



**ANDREW  
FRESCHI**

**33**

**Goalkeeper**  
**Sophomore • 6-2 • 205**  
**Atlanta, Ga. • Westminster**

**2012**

- Walked on to team but did not see game action
- Named to ACC Academic Honor Roll

**HIGH SCHOOL**

- Led Westminster to 2011 and 2012 AA Georgia State Championships
- Saved two penalties in shootout in 2012 championship game; also made PK save in regulation of 2011 title match
- Named All-Area First Team and named to Georgia DiVarsity All-Star Game in 2012; also named team MVP
- Three-year soccer letterwinner
- Recorded 10 shutouts and posted 17-5-4 record his senior year
- Also a three-year letterwinner in football
- Was football team's center and 2012 team captain
- Earned 2012 Charlie Brake MVP Award and 2011 All-Area Player of Year honors in football

**PERSONAL**

- Parents are Joe and Lisa Freschi
- Has one brother, Paul, and two sisters, Laura and Juliana
- Father played football at Princeton





**JEFF  
GAL**

**30**

**Goalkeeper**  
**Redshirt Sophomore • 6-1 • 165**  
**Bartlett, Ill. • Bartlett**

**AT CREIGHTON**

- Played two seasons at Creighton, redshirting his first season
- Primary starting goalkeeper for 2012 Creighton team which advanced to NCAA College Cup
- Played and started in 15 matches in 2012, allowing just 10 goals while posting 13-1-1 record, 57 saves and seven shutouts
- Ranked eighth nationally in GAA (0.65) and fifth in save percentage (.851)
- Made four saves at Connecticut in shutout in quarterfinals (12/2)
- Made career-high eight saves, including a crucial stop on a PK in overtime, as Bluejays upended top-ranked Akron in NCAA round of 16 (11/25)
- Named to College Soccer News National Team of Week on Nov. 25 following win at Akron

**HIGH SCHOOL**

- Member of U.S. U-18 National Team Pool, training with team in Phoenix, Ariz., and Portland, Ore., in 2011, before traveling with the team for the annual Lisbon International Tournament in Lisbon, Portugal
- Played club soccer for Sockers FC
- Played high school soccer as sophomore and junior, focusing on club soccer as freshman and senior
- Club program won regional title and Dallas Cup during his tenure
- Earned all-conference honors both of his prep seasons
- Tabbed team MVP as a junior
- Member of Illinois Olympic Development Program

**PERSONAL**

- Parents are Jeff and Violet Gal
- Has two younger sisters, Melissa and Ashley

**GAL'S CAREER STATS**

Year	GP-GS	GA	GaAvg	Saves	SavePct	Record	Shutouts
2012*	15-15	10	0.65	57	.851	13-1-1	7

**Career Highs**

**Saves:** 8 (at Akron, 11/25/12)\*  
**Goals Against:** 2 (2x, last vs. Washington, 11/18/12)\*  
 \* at Creighton



**WILL  
HARE**

**23**

**Defender**  
**Redshirt Sophomore • 5-8 • 160**  
**Roanoke, Va. • Hidden Valley HS**

**2012**

- Named to ACC Academic Honor Roll
- Saw first college playing time in win over Mount St. Mary's (9/11)

**2011**

- Did not see game action

**HIGH SCHOOL**


- Four-year starter for Hidden Valley
- Named team MVP his senior year
- First Team All-Timesland his senior year
- Four-time all-district honoree
- Scored 23 goals his senior year
- Co-captain of Roanoke Star Club Team in 2010-11
- Also competed for Virginia State Team and Region I ODP

**PERSONAL**

- Parents are Walter and Carolyn Hare

**HARE'S CAREER STATS**

Year	GP-GS	Sh	SOG	G	A	Pts	GW
2012	1-0	0	0	0	0	0	0



**BRIAN  
JAMES**

**17**

**Midfielder**  
**Sophomore • 5-11 • 150**  
**Sunrise, Fla. • American Heritage**

**2012**

- Played in 18 games, with 14 starts in the midfield
- Assisted on Will Bates' goal against Wake Forest (10/12)
- Also recorded assist on Bates' goal in win over Drexel (9/18)
- Notched first career goal in 1-1 draw against Xavier (9/14)

**HIGH SCHOOL**

- Scored 78 goals and tallied 168 assists in decorated career at American Heritage Boca/Delray
- Two-time ESPN Rise First-Team All-American (2011, 2012)
- Named 2012 Florida Gatorade Player of the Year
- Led nation in assists three times during high school career - in 2009 (44), 2011 (36) and 2012 (55)
- Led team to 2009 and 2011 FHSAA state championships
- Three-time Palm Beach Post Player of the Year (3A-2A-1A) - 2010, 2011, 2012
- Named Sun Sentinel Player of Year (3A-2A-1A) in 2010 and 2012
- Team captain in 2011 and 2012
- Attended U.S. U-18 National Camp in Carson, Calif., in 2010
- Member of Weston Academy FC from 2010-12
- Selected to USSF Academy Starting XI South Conference three times

**PERSONAL**

- Parents are Alvin and Karen James
- Has one sister, Cassidy
- Father played professional soccer for Fort Lauderdale Strikers (1989-94) and collegiately at UNC Greensboro (1985-87) and Florida International (1987-89)

**JAMES'S CAREER STATS**

Year	GP-GS	Sh	SOG	G	A	Pts	GW
2012	18-14	10	1	1	2	4	0

**Career Highs**

**Goals:** 1 (Xavier, 9/14/12)  
**Assists:** 1 (2x, last at Wake Forest, 10/12/12)  
**Points:** 2 (Xavier, 9/14/12)  
**Shots:** 2 (2x, last at Boston College, 10/26/12)



## SPENCER LACIVITA

# 1

**Goalkeeper**  
Junior • 6-1 • 178  
Raleigh, N.C. • Millbrook HS

### CAREER

- Ranks sixth in career saves at Virginia (144)
- Ranks seventh in minutes played in goal (3,828) at UVa
- Also ranks 10th in career games played in goal (41)

### 2012

- Started 20 of UVa's 21 matches
- Played 1,885 minutes - seventh most in goal in program history
- Finished second in in the ACC in saves (66), fifth in shutouts (6) and sixth in GAA (1.05)
- His total of 66 saves ranks 10th in single-season UVa history
- Recorded six shutouts on the season and owns 13 career shutouts (eighth in UVa history)
- Named to ACC Academic Honor Roll

### 2011

- Started all 21 matches, playing every minute of the year
- Fourth in ACC in saves (78), fifth in GAA (1.25)
- Recorded third-most saves in single season in UVa history
- Second in ACC in shutouts (7); second-most shutouts by freshman in UVa history (Jeff Causey, 10 in 1990)
- Earned first shutout in win over Cincinnati (Sept. 2)
- Played 1,944 minutes – sixth most in a season in program history
- First UVa freshman goalkeeper to start an ACC tournament game since 1999, when David Comfort was in goal
- First true freshman to start in goal for a UVa season opener in George Gelnovatch's tenure as head coach at UVa

### HIGH SCHOOL

- Ranked No. 3 goalkeeper (2011), No. 24 overall player and No. 1 overall player in South Atlantic Region by TopDrawerSoccer.com
- Ranked No. 2 goalkeeper in the country (2011) by ESPN Rise
- 2010 National Soccer Coaches Association of America (NSCAA) All-American
- Four-year starter for Millbrook; earned all-state, all-region and all-county honors his final three years
- Won 2010 New York Red Bull High School Cup
- Captained Under-15/Under-16 CASL Chelsea FC Academy team that was a national finalist and posted 19 shutouts
- Member of the Under-17 National Team residency camp (2008) and Under-15 National Team (2008)
- Member of National Honor Society

### PERSONAL

- Parents are Emil and Nancy LaCivita
- Has two brothers, Taylor and Kyle

### LACIVITA'S CAREER STATS

Year	GP-GS	GA	GaAvg	Saves	SavePct	Record	Shutouts
2011	21-21	27	1.25	78	.743	12-8-1	7
2012	20-20	22	1.05	66	.750	9-7-4	6
<b>Totals</b>	<b>41-41</b>	<b>49</b>	<b>1.15</b>	<b>144</b>	<b>.746</b>	<b>21-15-5</b>	<b>13</b>

### Career Highs

**Saves:** 7 (Charlotte, 9/16/12)

**Goals Against:** 4 (2x, last vs. Wake Forest, 10/12/12)



## RIGGS LENNON

# 12

**Forward/Defender**  
Freshman • 6-1 • 175  
Paradise Valley, Ariz. • Brophy Prep

### HIGH SCHOOL

- Named 2011 Arizona Gatorade Player of the Year
- Two-time First-Team All-American
- Three-time Arizona High School Player of the Year
- Three-time All-Arizona honoree
- Scored 147 goals in three years, setting the school career goals record
- Tallied 51 goals his junior year and 59 his senior year (school single-season record)
- Led Brophy Prep to two state championships
- No. 14-rated recruit by College Soccer News
- No. 30-rated recruit by Top Drawer Soccer
- Spent time with U.S. U17 National Team
- Also played with 94 Sereno White club team as well as Real Salt Lake club side

### PERSONAL

- Parents are John and Elizabeth Lennon
- Has one brother, Brooks



## BRYAN LIMA

# 5

**Midfielder**  
Redshirt Junior • 5-6 • 145  
Boca Raton, Fla. • North Broward Prep

### 2012

- Played in two matches (Cal, Mount St. Mary's)

### 2011

- Redshirt season; missed year with knee injury

### 2010

- A member of the 2010-11 ACC Academic Honor Roll
- Appeared in eight games and tallied a goal and an assist for three points
- Scored first career goal in the Cavaliers' 4-1 win over Campbell on Nov. 2
- Assisted on a goal in UVa's 10-0 shutout of Alabama A&M (Oct. 9)

### HIGH SCHOOL

- The 2010 Miami Herald and Orlando Sun-Sentinel Player of the Year for North Broward Prep
- Left North Broward Prep as the all-time leader in both assists and points
- A four-time selection to the Herald and Sun Sentinel's All-County teams
- Participated in the All-State Tournament

## PERSONAL

- Parents are Hermann and Cristina Lima
- Has a brother, Dylan and a sister Natalie

## LIMA'S CAREER STATS

Year	GP-GS	Sh	SOG	G	A	Pts	GW
2010	8-0	2	1	1	1	3	0
2011	DNP						
2012	2-0	0	0	0	0	0	0
<b>Totals</b>	<b>10-0</b>	<b>2</b>	<b>1</b>	<b>1</b>	<b>1</b>	<b>3</b>	<b>0</b>

## Career Highs

- Goals: 1 (Campbell, 11/2/10)  
 Assists: 1 (Alabama A&M, 10/9/10)  
 Points: 2 (Campbell, 11/2/10)



## DARIUS MADISON

# 9

**Forward**  
**Sophomore • 5-8 • 160**  
**Philadelphia, Pa. • LaSalle College HS**

## 2012

- Named to 2012 All-ACC Freshman Team
- Speedy forward played in 17 games, with 15 starts
- Scored pair of goals
- Took 33 shots (third on team), putting 14 on goal (second on team)
- Scored game-winning OT goal in win at NC State (11/1)
- Recorded first goal on PK vs. Mount St. Mary's (9/11)
- Missed four matches in late September and early October with ankle injury

## HIGH SCHOOL

- Named All-State, All-Catholic League and All-Region selection in 2011
- Ranked No. 47 in Top Drawer Soccer's Top 150 recruits
- Scored 20 goals in 2011 in leading LaSalle College HS to Philadelphia Catholic League title
- Played club with FC Delco
- Selected to play in ESPNHS High School All-American Game
- Competed with Region I Boys Olympic Development Program; earned Golden Boot Award at 2011 Trofeo Scopigno Tournament in Rieti, Italy
- Named to the 2011 NSCAA High School All-Region II Team
- Named 2011 Times Herald Player of the Year

## PERSONAL


- Parents are Charles Madison and Dianna Knight
- Has two brothers and two sisters

## MADISON'S CAREER STATS

Year	GP-GS	Sh	SOG	G	A	Pts	GW
2012	17-15	33	14	2	0	4	1

## Career Highs

- Goals: 1 (2x, last at NC State, 10/1/12)  
 Points: 2 (2x, last at NC State, 10/1/12)  
 Shots: 4 (3x, last at Wake Forest, 10/6/12)



## KEVIN MCBRIDE

# 15

**Defender**  
**Senior • 6-0 • 160**  
**Fairfax, Va. • Chantilly HS**

## 2012

- Played in seven games, with six starts at center back

## 2011

- Started against West Virginia (Aug. 26) and also played against Richmond

## 2010

- Appeared in two games for the Cavaliers

## HIGH SCHOOL

- Played for DC United and RFC 91 at the club level
- 2009 US Soccer Under-18 National Championship finalist
- TopDrawerSoccer.com Regional Top 20 selection
- Captained the Under-18 DC United Academy team
- Four-year starter at Chantilly High School, where he was also captain and team MVP
- Earned all-metro, all-region and all-district distinction while at Chantilly
- Four-year member of the Northern Region Athletic Honor Roll

## PERSONAL

- Son of John and Donna McBride
- Has a brother, David, and two sisters, Katie and Laura. Katie played soccer at James Madison from 2000-04

## MCBRIDE'S CAREER STATS

Year	GP-GS	Sh	SOG	G	A	Pts	GW
2010	2-0	0	0	0	0	0	0
2011	2-1	0	0	0	0	0	0
2012	7-6	0	0	0	0	0	0
<b>Totals</b>	<b>11-7</b>	<b>0</b>	<b>0</b>	<b>0</b>	<b>0</b>	<b>0</b>	<b>0</b>



# KYLE MCCORD

# 22

**Forward/Midfielder**  
**Junior • 6-3 • 170**  
**Chester Springs, Pa. • The Haverford School**

### 2012

- Played in eight games at forward
- Took four shots

### 2011

- Appeared in nine games
- Came off the bench in Richmond game and recorded goal on first career shot (8/29)
- Also assisted on Felipe Libreros goal against Richmond (8/29)

### HIGH SCHOOL

- Starter for New York Red Bulls Academy team and varsity starter in high school from 2009-2011
- Team was State Cup Champions in 2004, 2006 and 2007, Region I finalists in 2006, Region I semifinalists in 2007 and Nike Manchester United Premier Cup finalists
- Invited to Academy Select Training Camp twice and he played EPYSA ODP for three years
- Practiced with Argentina National Team

### PERSONAL

- Parents are James and Aileen McCord
- Has a brother, Brendin, and two sisters, Allison and Jillian
- Brother played soccer at Drew University

### MCCORD'S CAREER STATS

Year	GP-GS	Sh	SOG	G	A	Pts	GW
2011	9-0	2	1	1	1	3	0
2012	8-0	4	0	0	0	0	0
<b>Totals</b>	<b>17-0</b>	<b>6</b>	<b>1</b>	<b>1</b>	<b>1</b>	<b>3</b>	<b>0</b>

### Career Highs

- Goals:** 1 (Richmond, 8/29/11)
- Assists:** 1 (Richmond, 8/29/11)
- Points:** 3 (Richmond, 8/29/11)
- Shots:** 2 (VCU, 9/25/12)



# MATT MILLS

# 24

**Midfielder**  
**Junior • 5-10 • 155**  
**Greensboro, N.C. • Walter Hines Page HS**

### 2012

- Did not see game action
- Named to ACC Academic Honor Roll

### 2011

- Appeared in three matches

### HIGH SCHOOL

- Named all-state
- Two-time All-Piedmont Region

- Three-time All-Conference Metro 4A
- Named to ESPN Rise Starting 11 Team in 2010
- Led team to 4A state championship his junior year
- Team captain as senior; had 17 goals and 10 assists
- Scored 35 goals, 20 assists in career
- Played club ball with North Carolina Fusion (2008-10)
- Also competed in 2008 on North Carolina I ODP Team and Region III Camp
- Played on North Carolina II ODP Team in 2006-2007
- Graduated 10th in class of 410
- Inducted into National Honor Society
- Was business manager and sports editor of high school newspaper

### PERSONAL

- Parents are Joel and Liz Mills
- Father also attended UVa
- Has one sister, Caitlin, and one brother, Nicholas

### MILLS' CAREER STATS

Year	GP-GS	Sh	SOG	G	A	Pts	GW
2011	3-0	1	1	0	0	0	0
2012	DNP						
<b>Totals</b>	<b>3-0</b>	<b>1</b>	<b>1</b>	<b>0</b>	<b>0</b>	<b>0</b>	<b>0</b>



# COLE MOFFATT

# 0

**Goalkeeper**  
**Freshman • 6-1 • 180**  
**South Pasadena, Calif. • Loyola HS**

### HIGH SCHOOL

- Led Loyola varsity team to three straight Mission League championships
- Named tournament MVP at Trabucco Hills Tournament
- Named Most Valuable Goalkeeper in league last year
- Also played two years with FC Golden State BU19 Premier team
- Voted team MVP in 2011 and team captain in 2012

### PERSONAL

- Parents are Jim and Cynthia Moffatt



# JORDAN POARCH

# 27

**Midfielder**  
Sophomore • 5-11 • 165  
Middletown, Del. • Sanford School

## 2012

- Played in 14 matches, starting the last nine
- Played full 90 minutes in NCAA tournament match at New Mexico (11/18)
- Played 89 minutes at midfield in ACC semis vs. North Carolina (11/9)
- Earned first career start at VCU (9/25)

## HIGH SCHOOL

- Four-year varsity starter who racked up 47 goals and 24 assists in high school
- Two-time conference player of the year
- Three-time First-Team All-State honoree
- Three-time First-Team All-Conference honoree
- Regional All-American in 2011
- Trained with the Philadelphia Union 18s
- 2010-11 ODP Region 1 pool player; played in Croatia and California as part of program
- Member of Kirkwood Ajax club team; squad won state championships from 2010-12
- Club team was Disney Showcase winner in 2010
- Also ran winter track and played baseball for a year in high school

## PERSONAL

- Parents are Brad and Cynthia Poarch
- Has two brothers, Stephen and Chad, and one sister, Alyssa

## POARCH'S CAREER STATS

Year	GP-GS	Sh	SOG	G	A	Pts	GW
2012	14-10	11	3	0	0	0	0

## Career Highs

**Shots:** 3 (Virginia Tech, 10/19/12)



# MARCUS SALANDY-DEFOUR

# 16

**Forward/Midfielder**  
Sophomore • 5-9 • 160  
Kensington, Md. • Georgetown Prep

## 2012

- Named to 2012 All-ACC Freshman Team
- Started all 21 games and logged third-most minutes on team (1,883) and most of UVa's midfielders
- Ranked fourth on team with seven points (two goals, three assists)
- Assisted on Eric Bird's goal in ACC quarters at Wake (11/6)
- Scored first UVa goal in 70th minute to help Cavaliers rally from

2-0 deficit in 3-2 OT win over Virginia Tech (10/19)

- Scored first career goal in Wright State match (10/16); also recorded an assist
- Recorded game-winning assist on Will Bates' goal in win over Duke (9/7)

## HIGH SCHOOL

- Ranked No. 25 on ESPNHS Class of 2012 150 College Prospects list
- Tabbed No. 18 on College Soccer News Top 150 Recruits list
- Four caps with U-18 Men's National Team
- Member of MLS SUM Cup championship team
- U.S. Development Academy select team
- Four-year starter at Georgetown Prep
- Three-time IAC first team
- Two-time First-Team All-Gazette
- All-Met honorable mention
- Three-year member of Maryland ODP Team
- Two-time Region I team
- Played four years with DC United Academy

## PERSONAL

- Parents are Ricardo and Kim Salandy-Defour
- Has one brother, Scott, who graduated from Maryland

## SALANDY-DEFOUR'S CAREER STATS

Year	GP-GS	Sh	SOG	G	A	Pts	GW
2012	21-21	19	5	2	3	7	0

## Career Highs

**Goals:** 1 (2x, last vs. Virginia Tech, 10/19/12)

**Assists:** 1 (3x, last at Wake Forest, 11/6/12)

**Points:** 3 (Wright State, 10/16/12)

**Shots:** 3 (NC State, 11/1/12)



# GRANT SILVESTER

# 4

**Defender**  
Junior • 6-0 • 168  
Sacramento, Calif. • Rio Americano HS

## 2012

- Played in four games (Duke, Mount St. Mary's, Wake Forest, North Carolina)
- Scored UVa's second PK goal in shootout at Wake Forest (11/6), missed against North Carolina (11/9)

## 2011

- Played in eight games, starting seven at defender
- Played full 90 minutes for first time against Wisconsin (Sept. 4)
- Named to ACC Academic Honor Roll

## HIGH SCHOOL

- Competed at Under-18 National Team training camp in 2010 and 2011
- Was member of US Soccer Development Academy Western Conference Starting XI in 2010 and 2011 and 2010 Development Academy Select Team
- For the California Development Academy, he was the team captain and a member of the Cal North Olympic Development Program (ODP) team for three years

- While at Rio Americano High School, he was team captain and selected MVP
- Finished 2010 season with 24 goals and 16 assists en route to earning Capital Athletic League's Most Valuable Offensive Player award
- Led team to 2008, 2009 and 2010 Capital Athletic League championships
- Named team defensive MVP as junior
- Earned Jack Scott Athletic Award
- Scholar-athlete all four years
- Served as Rio Americano's football kicker in 2011; scored 41 points and recorded pair of tackles
- Played golf in 2008 and was JV Team MVP
- Member of National Honor Society

**PERSONAL**

- Parents are Kent and Michelle Silvester
- Has one sister, Paige

**SILVESTER'S CAREER STATS**

Year	GP-GS	Sh	SOG	G	A	Pts	GW
2011	8-7	1	0	0	0	0	0
2012	4-0	0	0	0	0	0	0
<b>Totals</b>	<b>12-7</b>	<b>1</b>	<b>0</b>	<b>0</b>	<b>0</b>	<b>0</b>	<b>0</b>



**WESLEY  
SUGGS**

**29**

**Defender**  
**Freshman • 6-2 • 190**  
**Bowie, Md. • DeMatha Catholic**

**HIGH SCHOOL**

- Named 2012 High School All-American
- Ranked No. 117 in recruiting rankings by College Soccer News
- Named to 2012 Washington Post All-Met First Team and Gazette All-County Team
- Led team to 2011 high school national championship as well as 2010 and 2011 WCAC Championships
- Also played club soccer with AC Bethesda, which was champions of 2010 State Cup
- Was student government vice president



**KYLER  
SULLIVAN**

**13**

**Defender**  
**Junior • 5-8 • 156**  
**Stafford, Va. • North Stafford HS**

**2012**

- Played in last 17 games, with 16 straight starts at right back to conclude season
- Missed first four games of the season with mononucleosis

**2011**

- Appeared in 14 games, starting 13
- Played full game in his final 12 starts
- Recorded first assist on Zinkhan goal vs. Navy (10/11)
- Started season opener against WVU (8/26)

**HIGH SCHOOL**

- Named first-team all-state and all-met as senior
- Two-time first-team all-region selection (2009 and 2010)
- Four-time all-district and all-area honoree
- Four-year varsity starter at North Stafford
- Earned team's Unsung Hero Award for defense as freshman

**PERSONAL**

- Parents are Hugh and Audrey Sullivan
- Has one brother, Sheldon

**SULLIVAN'S CAREER STATS**

Year	GP-GS	Sh	SOG	G	A	Pts	GW
2011	14-13	4	0	0	1	1	0
2012	17-16	1	0	0	0	0	0
<b>Totals</b>	<b>31-29</b>	<b>5</b>	<b>0</b>	<b>0</b>	<b>1</b>	<b>1</b>	<b>0</b>

**Career Highs**

- Assists:** 1 (Navy, 10/11/11)
- Points:** 1 (Navy, 10/11/11)
- Shots:** 1 (5x, last vs. Lafayette, 11/15/12)



**SHELDON  
SULLIVAN**

**31**

**Defender**  
**Freshman • 5-9 • 160**  
**Stafford, Va. • North Stafford HS**

**HIGH SCHOOL**

- Three-year starter at North Stafford High School
- Helped team to AAA state championship in 2011
- Two-time all-district honoree
- All-area honoree in 2012
- Was four-year starter on Virginia Youth Soccer Association State ODP team
- Starter on 2011 Virginia ODP national championship squad
- Four-year starter on Region 1 Olympic Development team
- Selected for adidas Super Group All-Star Team at Disney Showcase Inter-Regional Tournament in 2010

**PERSONAL**

- Parents are Hugh and Audrey Sullivan
- Has one brother, Kyler, a junior on UVa soccer team



**SCOTT THOMSEN** **6**

**Defender**  
**Sophomore • 5-10 • 160**  
**Brick, N.J. • Christian Brothers Academy**

**2012**

- Started all 21 games and played most minutes on team (1,991)
- Named to ACC All-Academic Soccer Team and ACC Academic Honor Roll
- Led team in assists with eight (tied for second in ACC)
- Five of his assists were on game-winning goals
- Notched most assists for a UVa player since Nico Colaluca racked up 10 in 2006
- Assisted on both of UVa's goals in NCAA tournament: on Matt Brown's header at New Mexico (11/18) and via corner kick on Will Bates' game winner against Lafayette (11/15)
- Assisted on Zach Carroll's first-half goal with long free kick at Wake Forest in ACC tournament (11/6)
- Had two assists, including on Carroll's game winner, in OT win over Virginia Tech (10/19)
- Notched third assist on Todd Wharton's score against Drexel (9/18)
- Also had assist vs. Mount St. Mary's (9/11)
- Had game-winning assist on Zach Carroll goal in win over California (8/31)

**HIGH SCHOOL**

- Named 2012 ESPNHS First-Team All-American
- Named First-Team All-State in 2012; third-team honoree in 2010
- First-Team All-Shore in 2010 and 2012
- Named All-Monmouth County in 2012
- Earned Central Jersey Player of the Year honors in 2012
- Named 2012 Jersey Player of the Year by Jersey Sports Newspaper
- Team captain in 2012
- Did not compete in 2011 because of injury
- Coached by Dan Keane at CBA
- Earned 2012 Scholar Athlete honors at CBA
- Earned 1st Honors every semester in high school
- Member of Spanish Honors Society

**PERSONAL**

- Parents are David and Kathleen Thomsen
- Has one sister, Dana, and one brother, Brian

**THOMSEN'S CAREER STATS**

Year	GP-GS	Sh	SOG	G	A	Pts	GW
2012	21-21	11	2	0	8	8	0

**Career Highs**

**Assists:** 2 (Virginia Tech, 10/19/12)  
**Points:** 2 (Virginia Tech, 10/19/12)  
**Shots:** 3 (at VCU, 9/25/12)



**TODD WHARTON** **7**

**Midfielder**  
**Sophomore • 5-11 • 160**  
**Glen Allen, Va. • Deep Run HS**

**2012**

- Named to 2012 All-ACC Freshman Team
- Earned spot on ACC All-Academic Soccer Team and ACC Academic Honor Roll
- Played in all 21 games, with starts at midfield in last 18 matches
- Scored UVa's third goal in PK shootout in ACC quarters at Wake Forest (11/6) and in ACC semifinals vs. North Carolina (11/9)
- Scored first career goal, the game winner, in win over Drexel (9/18)

**HIGH SCHOOL**

- 2011-12 ESPN Virginia Gatorade Player of the Year
- 2011 NSCAA Youth All-American
- 2011-12 Times Dispatch/Sportsbackers Scholar Athlete of the Year
- 2011 Colonial District Player of the Year
- Holds Deep Run's single-season record with 36 goals in 2012 and career record with 75 goals
- Also holds Deep Run's single-season and career records for assists - 25 assists in 2012 and 55 career helpers
- Two-time First-Team All-State, First-Team All-Central Region and First Team All-Metro (2011-12)
- Two-time team MVP
- Four-time Silver Boot Award winner (team leader in assists) and two-time Golden Boot Award winner (team leader in goals)
- Academic All-State Honoree
- Coached by Frank Ford at Deep Run
- Named Outstanding Wildcat Scholar in Foreign Language and Sciences in 2009 and 2011
- Earned Straight A Honors from 2008-2010; member of Spanish Honor Society, Beta Club and Key Club

**PERSONAL**

- Parents are Greg and Cindy Wharton
- Has one brother, Bryan, who played soccer at Hampden-Sydney (2008-12)
- Father played football at William and Mary (1984-88)

**WHARTON'S CAREER STATS**

Year	GP-GS	Sh	SOG	G	A	Pts	GW
2012	21-18	20	8	1	0	2	1

**Career Highs**

**Goals:** 1 (Drexel, 9/18/12)  
**Points:** 2 (Drexel, 9/18/12)  
**Shots:** 4 (Virginia Tech, 10/19/12)



# RYAN ZINKHAN

# 21

**Forward**  
**Junior • 5-9 • 152**  
**Fredericksburg, Va. • Riverbend**

## 2012

- Appeared in 10 matches with one start (UCLA)
- Missed 11 games over course of season because of injury
- Returned from injury to play in all four postseason matches
- Scored goal in win over California (8/31)
- Named to ACC Academic Honor Roll for second straight year

## 2011

- Named to ACC All-Freshman Team
- Played in all 21 games and started 17, including 13 of the last 14
- UVa's freshman leader in points (11); fourth on team in goals (4) and assists (3)
- Played forward, midfield and defender
- Scored game-winning goal, added assist in win over NC State (11/3)
- Scored goal in victory over Navy (10/11)
- Tallied UVa's first goal in win over Maryland (10/7)
- Started at forward at Clemson (9/30) and scored game-winning goal (first career score)
- Recorded assist on Ari Dimas' game-winning goal in win over Richmond (8/29)
- Named to All-ACC Academic Soccer Team and ACC Academic Honor Roll

## HIGH SCHOOL

- 2010 Gatorade Player of the Year in Virginia
- Washington Post All-Metro Area Player of the Year and first team all-metro
- Earned first team all-district honors from 2007-10
- 2010 Free-Lance Star Player of the Year
- Member of the Free-Lance Star all-area team from 2008-11
- Member of U.S. Academy Select Team from 2009-10 and competed in Under-17 and Under-18 National Camps from 2009-10
- All-time leading scorer at Riverbend with 61 goals
- Also competed on Richmond Strikers U.S. Academy Select Team from 2009-11 and Fredericksburg Gunners PDL squad in 2007
- Earned his school's Academic Award for four straight years for maintaining a 3.5 GPA

## PERSONAL

- Parents are Richard and Rachel Zinkhan
- Has a sister, Ashley, and a brother, Noah

## ZINKHAN'S CAREER STATS

Year	GP-GS	Sh	SOG	G	A	Pts	GW
2011	21-17	22	11	4	3	11	2
2012	10-1	3	2	1	0	2	0
<b>Totals</b>	<b>31-18</b>	<b>25</b>	<b>13</b>	<b>5</b>	<b>3</b>	<b>13</b>	<b>2</b>

## Career Highs

- Goals:** 1 (5x, last vs. California, 8/31/12)
- Assists:** 1 (3x, last vs. NC State, 11/3/11)
- Points:** 3 (2x, last vs. NC State, 11/3/11)
- Shots:** 4 (2x, last vs. Navy, 10/11/11)



# 2012 SEASON STATISTICS

10-7-4 OVERALL • 3-4-1 ACC • 8-3-1 HOME • 2-3-2 AWAY • 0-1-1 NEUTRAL

##	Name	GP-GS	SEASON STATISTICS							CAREER STATISTICS							
			G	A	Pts	Sh	Shot%	GW	PK-ATT	GP-GS	G	A	Pts	Sh	Shot%	GW	PK-ATT
10	Will Bates	20-17	12	1	25	62	.194	4	2-2	77-70	46	10	102	230	.200	15	6-7
2	Zach Carroll	16-16	4	2	10	10	.400	2	0-0	16-16	4	2	10	10	.400	2	0-0
6	Scott Thomsen	21-21	0	8	8	11	.000	0	0-0	21-21	0	8	8	11	.000	0	0-0
16	M.SalandyDefour	21-21	2	3	7	19	.105	0	0-0	21-21	2	3	7	19	.105	0	0-0
11	Eric Bird	21-21	2	1	5	38	.053	1	0-0	30-29	3	3	9	55	.055	1	0-0
9	Darius Madison	17-15	2	0	4	33	.061	1	1-1	17-15	2	0	4	33	.061	1	1-1
8	Chris Somerville	13-5	2	0	4	13	.154	0	1-1	26-14	3	1	7	26	.115	0	1-1
17	Brian James	18-14	1	2	4	10	.100	0	0-0	18-14	1	2	4	10	.100	0	0-0
7	Todd Wharton	21-18	1	0	2	20	.050	1	0-1	21-18	1	0	2	20	.050	1	0-1
3	Matt Brown	17-15	1	0	2	7	.143	0	0-0	21-16	1	0	2	7	.143	0	0-0
21	Ryan Zinkhan	10-1	1	0	2	3	.333	0	0-0	31-18	5	3	13	25	.200	2	0-0
25	Cameron Chavira	6-1	1	0	2	1	1.000	1	0-0	10-1	1	0	2	3	.333	1	0-0
20	Marcus Douglas	10-0	0	1	1	1	.000	0	0-0	37-6	0	4	4	6	.000	0	0-0
27	Jordan Poarch	14-10	0	0	0	11	.000	0	0-0	14-10	0	0	0	11	.000	0	0-0
22	Kyle McCord	8-0	0	0	0	4	.000	0	0-0	17-0	1	1	3	6	.167	0	0-0
28	Shane Cooke	8-5	0	0	0	2	.000	0	0-0	15-6	0	0	0	2	.000	0	0-0
13	Kyler Sullivan	17-16	0	0	0	1	.000	0	0-0	31-29	0	1	1	5	.000	0	0-0
26	Sean Murnane	10-5	0	0	0	0	.000	0	0-0	34-25	1	4	6	13	.077	0	0-0
23	Will Hare	1-0	0	0	0	0	.000	0	0-0	1-0	0	0	0	0	.000	0	0-0
19	Ari Dimas	4-3	0	0	0	0	.000	0	0-0	59-48	4	6	14	31	.129	4	1-2
15	Kevin McBride	7-6	0	0	0	0	.000	0	0-0	11-7	0	0	0	0	.000	0	0-0
5	Bryan Lima	2-0	0	0	0	0	.000	0	0-0	10-0	1	1	3	2	.500	0	0-0
4	Grant Silvester	4-0	0	0	0	0	.000	0	0-0	12-7	0	0	0	1	.000	0	0-0
<b>Total</b>		<b>21</b>	<b>29</b>	<b>18</b>	<b>76</b>	<b>246</b>	<b>.118</b>	<b>10</b>	<b>4-5</b>								
<b>Opponents</b>		<b>21</b>	<b>25</b>	<b>20</b>	<b>70</b>	<b>254</b>	<b>.098</b>	<b>7</b>	<b>0-0</b>								

##	Name	GP-GS	Mins	SEASON STATISTICS							CAREER STATISTICS										
				GA	Avg	Saves	Pct	W	L	T	Sho	GP-GS	Mins	GA	Avg	Saves	Pct	W	L	T	Sho
1	Spencer LaCivita	20-20	1885:25	22	1.05	66	.750	9	7	4	6	41-41	3828:28	49	1.15	144	.746	21	15	5	13
0	Matt Miscione	4-1	135:00	3	2.00	7	.700	1	0	0	0	4-1	135:00	3	2.00	7	.700	1	0	0	0
<b>Total</b>		<b>21</b>	<b>2020:25</b>	<b>25</b>	<b>1.11</b>	<b>75</b>	<b>.750</b>	<b>10</b>	<b>7</b>	<b>4</b>	<b>6</b>										
<b>Opponents</b>		<b>21</b>	<b>2020:25</b>	<b>29</b>	<b>1.29</b>	<b>63</b>	<b>.685</b>	<b>7</b>	<b>10</b>	<b>4</b>	<b>6</b>										

## TEAM STATISTICS

### SHOT STATISTICS

	VA	OPP
Goals-Shot attempts	29-246	25-254
Goals scored per game	1.38	1.19
Shot pct.	.118	.098
Shots on goal-Attempts	92-246	100-254
SOG pct.	.374	.394
Shots/Game	11.7	12.1
Assists	18	20
CORNER KICKS	110	116
PENALTY KICKS	4-5	0-0
PENALTIES		
Yellow cards	30	29
Red cards	0	0

### ATTENDANCE

	Dates	Total	Avg
Total:	21	45364	2160
Home:	12	21359	1780
Away:	7	16867	2410
Neutral:	2	7138	3569

### GOALS BY PERIOD

	1st	2nd	OT	OT2	Total
Virginia	10	16	1	2	29
Opponents	11	12	2	0	25

### SHOTS BY PERIOD

	1st	2nd	OT	OT2	Total
Virginia	106	127	7	6	246
Opponents	117	122	7	8	254

### SAVES BY PERIOD

	1st	2nd	OT	OT2	Total
Virginia	36	37	1	1	75
Opponents	27	35	1	0	63

### CORNERS BY PERIOD

	1st	2nd	OT	OT2	Total
Virginia	51	54	4	1	110
Opponents	50	57	6	3	116

### FOULS BY PERIOD

	1st	2nd	OT	OT2	Total
Virginia	128	145	9	5	287
Opponents	130	144	10	9	293

# 2012 SEASON RESULTS

Date	Opponent	Score	Overall	Conf.	Att.	Keeper of Record	Goals (Assists) - GWG in CAPS
<sup>1</sup> Aug 24, 2012	vs Georgetown	L, 1-2 OT	0-1-0	0-0-0	1157	Spencer LaCivita	Zach Carroll (unassisted)
Aug 31, 2012	#22 CALIFORNIA	W, 2-1	1-1-0	0-0-0	2015	Spencer LaCivita	Ryan Zinkhan (Will Bates) ZACH CARROLL (Scott Thomsen)
Sep 02, 2012	#11 UCLA	L, 0-1 OT	1-2-0	0-0-0	2167	Spencer LaCivita	-
* Sep 07, 2012	DUKE	W, 1-0	2-2-0	1-0-0	4230	Spencer LaCivita	WILL BATES (Marcus SalandyDefour)
Sep 11, 2012	MOUNT ST. MARY'S	W, 6-1	3-2-0	1-0-0	939	Spencer LaCivita	Will Bates (Eric Bird) WILL BATES (Scott Thomsen) Darius Madison (penalty kick) Will Bates (unassisted) Chris Somerville (penalty kick) Chris Somerville (unassisted)
Sep 14, 2012	#19 XAVIER	T, 1-1 2OT	3-2-1	1-0-0	1873	Spencer LaCivita	Brian James (unassisted)
Sep 18, 2012	DREXEL	W, 2-0	4-2-1	1-0-0	821	Spencer LaCivita	TODD WHARTON (Scott Thomsen) Will Bates (Brian James)
* Sep 21, 2012	at #8 North Carolina	L, 0-1	4-3-1	1-1-0	4415	Spencer LaCivita	-
Sep 25, 2012	at VCU	W, 1-0 2OT	5-3-1	1-1-0	2242	Spencer LaCivita	CAMERON CHAVIRA (Marcus Douglas)
* Sep 28, 2012	CLEMSON	L, 0-2	5-4-1	1-2-0	1553	Spencer LaCivita	-
* Oct 05, 2012	at #1 MARYLAND	L, 0-1	5-5-1	1-3-0	4846	Spencer LaCivita	-
Oct 09, 2012	#23 HIGH POINT	W, 2-1	6-5-1	1-3-0	1013	Spencer LaCivita	Will Bates (unassisted) WILL BATES (penalty kick)
* Oct 12, 2012	#18 WAKE FOREST	L, 1-4	6-6-1	1-4-0	1928	Spencer LaCivita	Will Bates (Brian James)
Oct 16, 2012	WRIGHT STATE	W, 3-2	7-6-1	1-4-0	909	Matt Miscione	Will Bates (Marcus SalandyDefour) Marcus SalandyDefour (Zach Carroll) ERIC BIRD (unassisted)
* Oct 19, 2012	VIRGINIA TECH	W, 3-2 OT	8-6-1	2-4-0	3555	Spencer LaCivita	Marcus SalandyDefour (unassisted) Will Bates (Scott Thomsen) ZACH CARROLL (Scott Thomsen)
* Oct 26, 2012	at #22 Boston College	T, 0-0 2OT	8-6-2	2-4-1	1247	Spencer LaCivita	-
* Nov 01, 2012	at NC State	W, 2-1 2OT	9-6-2	3-4-1	634	Spencer LaCivita	Will Bates (penalty kick) DARIUS MADISON (Zach Carroll)
<sup>2</sup> Nov 06, 2012	at #13 Wake Forest	T, 2-2 2OT	9-6-3	3-4-1	362	Spencer LaCivita	Zach Carroll (Scott Thomsen) Eric Bird (Marcus SalandyDefour)
<sup>3</sup> Nov 9, 2012	vs #3 North Carolina	T, 0-0 2OT	9-6-4	3-4-1	5981	Spencer LaCivita	-
<sup>4</sup> Nov 15, 2012	LAFAYETTE	W, 1-0	10-6-4	3-4-1	356	Spencer LaCivita	WILL BATES (Scott Thomsen)
<sup>5</sup> Nov 18, 2012	at #9 New Mexico	L, 1-3	10-7-4	3-4-1	3121	Spencer LaCivita	Matt Brown (Scott Thomsen)

\* ACC match | <sup>1</sup> ACC-Big East Challenge (Germantown, Md.) | <sup>2</sup> ACC Tournament Quarterfinal | <sup>3</sup> ACC Tournament Semifinal (Germantown, Md.) | <sup>4</sup> NCAA Tournament First Round (Charlottesville, Va.) | <sup>5</sup> NCAA Tournament Second Round (Albuquerque, N.M.)

# 2012 ACC REVIEW

## 2012 ACC FINAL STANDINGS

School	ACC GAMES						OVERALL					
	W	L	T	Pct.	GF	GA	W	L	T	Pct.	GF	GA
Maryland	6	1	1	.812	17	9	20	1	3	.896	64	26
North Carolina	6	1	1	.812	13	2	16	4	3	.761	33	7
Wake Forest	4	1	3	.688	16	6	11	4	5	.675	40	19
Boston College	3	2	3	.562	5	10	8	6	5	.553	16	20
Clemson	3	2	3	.562	10	8	6	9	5	.425	22	22
<b>VIRGINIA</b>	3	4	1	.438	7	11	10	7	4	.571	29	25
Duke	3	4	1	.438	7	6	8	8	2	.500	20	13
NC State	1	7	0	.125	7	15	10	10	0	.500	34	27
Virginia Tech	0	7	1	.062	3	18	7	10	3	.425	21	31

## 2012 ACC HONORS

### All-ACC First Team

Kyle Bekker, Sr., M, Boston College  
 Charlie Rugg, Sr., F, Boston College  
 James Belshaw, GK, Sr., Duke  
 Sebastien Ibeagha, Jr., D, Duke  
 Patrick Mullins, Jr., F, Maryland  
 John Stertzler, Sr., M, Maryland  
 Mikey Lopez, So., M, North Carolina  
 Boyd Okwuonu, So., D, North Carolina  
 Alex Martinez, Jr., M, NC State  
**Will Bates, Sr., F, Virginia**  
 Jared Watts, Jr., M, Wake Forest

### All-ACC Second Team

Austin Savage, Sr., F, Clemson  
 Sean Davis, So., M, Duke  
 Mikey Ambrose, Fr., D, Maryland  
 Taylor Kemp, Sr., D, Maryland  
 Schillo Tshuma, Fr., F, Maryland  
 London Woodberry, Sr., D, Maryland  
 Andy Craven, Jr., F, North Carolina  
 Danny Garcia, Fr., M, North Carolina  
 Scott Goodwin, Sr., GK, North Carolina  
 Sean Okoli, So., F, Wake Forest  
 Luca Gimenez, Jr., F, Wake Forest

### All-ACC Freshman Team

Derrick Boateng, Fr., F, Boston College  
 Zach Mathers, Fr., D, Duke  
 Mikey Ambrose, Fr., D, Maryland  
 Schillo Tshuma, Fr., F, Maryland  
 Jonathan Campbell, Fr., D, North Carolina  
 Danny Garcia, Fr., M, North Carolina  
**Marcus Salandy-Defour, Fr., M, Virginia**  
**Todd Wharton, Fr., M, Virginia**  
**Darius Madison, Fr., F, Virginia**  
 Michael Gamble, Fr., F, Wake Forest  
 Collin Martin, Fr., M, Wake Forest  
 Jalen Robinson, Fr., D, Wake Forest

### ACC Offensive Player of the Year

Patrick Mullins, Jr., F, Maryland

### ACC Defensive Player of the Year

Sebastien Ibeagha, Jr., D, Duke

### ACC Freshman of the Year

Danny Garcia, Fr., M, North Carolina

### ACC Coach of the Year

Sasho Cirovski, Maryland

## 2012 ACC LEADERS

### Goals Scored

	GP	Goals	GPG
1. Patrick Mullins-MD	24	17	0.71
<b>2. Will Bates-VA</b>	20	12	0.60
3. Alex Martinez-ST	20	11	0.55
Sean Okoli-WF	20	11	0.55
5. David Clemens-VT	20	10	0.50
Schillo Tshuma-MD	24	10	0.42
7. Austin Savage-CU	19	8	0.42
Michael Gamble-WF	20	8	0.40
9. Luca Gimenez-WF	20	7	0.35
John Stertzler-MD	23	7	0.30

### Assists

	GP	Assists	APG
1. Alex Martinez-ST	20	10	0.50
Patrick Mullins-MD	24	10	0.42
<b>3. Scott Thomsen-VA</b>	21	8	0.38
4. John Stertzler-MD	23	7	0.30
Mikey Ambrose-MD	24	7	0.29
6. Taylor Kemp-MD	13	6	0.46
Manolo Sanchez-CU	19	6	0.32
Collin Martin-WF	20	6	0.30
Danny Garcia-NC	23	6	0.26
10. Nazmi Albadawi-ST	12	5	0.42
Andy Craven-NC	22	5	0.23

### Shots

	GP	Shots	SPG
1. Patrick Mullins-MD	24	95	3.96
<b>2. Will Bates-VA</b>	20	62	3.10
3. Alex Martinez-ST	20	60	3.00
4. Schillo Tshuma-MD	24	58	2.42
5. Andy Craven-NC	22	56	2.55
6. Sean Okoli-WF	20	54	2.70
7. Ben Strong-VT	20	51	2.55
8. Austin Savage-CU	19	49	2.58
9. Kyle Bekker-BC	17	47	2.76
10. Luca Gimenez-WF	20	46	2.30

### Points

	GP	Pts	Ast	Pts	PPG
1. Patrick Mullins-MD	24	17	10	44	1.83
2. Alex Martinez-ST	20	11	10	32	1.60
<b>3. Will Bates-VA</b>	20	12	1	25	1.25
Sean Okoli-WF	20	11	3	25	1.25
5. David Clemens-VT	20	10	2	22	1.10
Schillo Tshuma-MD	24	10	2	22	0.92
7. John Stertzler-MD	23	7	7	21	0.91
8. Michael Gamble-WF	20	8	4	20	1.00
9. Austin Savage-CU	19	8	3	19	1.00
10. Luca Gimenez-WF	20	7	3	17	0.85
Andy Craven-NC	22	6	5	17	0.77

### Game-Winning Goals

	GP	GWG	Avg
1. Patrick Mullins-MD	24	7	0.29
2. Andy Craven-NC	22	5	0.23
<b>3. Will Bates-VA</b>	20	4	0.20
Schillo Tshuma-MD	24	4	0.17
5. Charlie Rugg-BC	13	3	0.23
Luca Gimenez-WF	20	3	0.15
David Clemens-VT	20	3	0.15
Alex Martinez-ST	20	3	0.15
Sean Okoli-WF	20	3	0.15
Martin Murphy-NC	23	3	0.13

### Shutouts

	GP	ShO	AVG/G
1. Scott Goodwin-NC	23	17	0.74
2. James Belshaw-DU	18	8	0.44
3. Justin Luthy-BC	18	7	0.39
Michael Lisch-WF	16	7	0.44
<b>5. Spencer LaCivita-VA</b>	20	6	0.30
Keith Cardona-MD	20	6	0.30

### Saves

	GP	Saves	SPG
1. Kyle Renfro-VT	20	98	4.90
2. James Belshaw-DU	18	66	3.67
<b>Spencer LaCivita-VA</b>	20	66	3.30
4. Cody Mizell-CU	16	59	3.69
Justin Luthy-BC	18	59	3.2

### Goals Against Avg.

	GP	Min	Mins	GAA
1. Scott Goodwin-NC	23	7	2153:3	0.29
2. Michael Lisch-WF	16	11	1451:2	0.68
3. James Belshaw-DU	18	13	1660:3	0.70
4. Justin Luthy-BC	18	19	1689:3	1.01
<b>5. Spencer LaCivita-VA</b>	20	22	1885:3	1.05

# ALL-TIME RECORDS

## TEAM

### Game

Goals .....	11 vs. Old Dominion, 10/1/71 11 vs. Richmond, 10/20/81
Assists.....	11 vs. Virginia Tech, 9/14/94
Points.....	30 vs. VCU, 9/13/89
Goals Allowed.....	12 vs. Maryland, 10/8/41
Margin of Victory.....	11-0 vs. ODU, 10/1/71 11-0 vs. Richmond, 10/20/81
Margin of Defeat.....	12-0 vs. Maryland, 10/8/41
Largest Crowd (Scott).....	7,311 vs. Duke, 10/8/88
Largest Crowd (Klößner).....	7,906 vs. Va. Tech, 9/28/07

### Season

Games Played.....	26 (1994, 1997)
Wins .....	22 (1993, 1994)
Losses .....	10 (1966, 2003)
Ties .....	6 (1990)
Winning Percentage.....	.909 (1991)
ACC Record.....	6-0 (1984, 1986, 2001)
Unbeaten Streak.....	33 (1994-95)
Winning Streak.....	17 (1992-93)
Regular-Season ACC Unbeaten Streak.....	25 (1985-89)
Regular-Season ACC Winning Streak.....	11 (1985-87)
Goals .....	86 (1994)
Goals Per Game .....	4.00 (1961)
Assists.....	91 (1996)
Points.....	258 (1994)
Saves.....	123 (1980)
Shutouts .....	17 (1988, 2009)
Consecutive Shutouts.....	11 (2009)
Fewest Goals Allowed.....	8 (2009)
Lowest GAA .....	0.30 (2009)

## INDIVIDUAL

### Game

Goals .....	5, Bill Hodill vs. Davidson, 10/17/42
Assists.....	4, Damian Silvera vs. UNC, 9/27/92 4, Richie Williams vs. VCU, 9/13/89 4, Kris Kelderman vs. Charleston, 9/10/89 4, Chick Cudlip vs. Wash. & Lee, 11/13/62
Points.....	10, Bill Hodill vs. Davidson, 10/17/42

### Season

Games Played.....	26, 11 times (five players in 1997, six players in 1994)
Games Started.....	26, six times (two players in 1997, four players in 1994)
Goals .....	25, Alecko Eskandarian (2002)
Assists.....	21, Hunter Freeman (2004)
Points.....	57, Mike Fisher (1995)
Consecutive Games Scoring a Goal.....	8, A.J. Wood (1992)
Goals by a Freshman.....	16, Alecko Eskandarian (2000) 16, George Gelnovatch (1983)
Assists by a Freshman.....	12, Brian West (1996)
Points by a Freshman.....	38, Alecko Eskandarian (2000)

### Career

Games Played.....	98, Damian Silvera (1992-95)
Games Started.....	97, Damian Silvera (1992-95)
Consecutive Games Played.....	95, Erik Imler (1989-92)
Goals .....	69, Jeff Gaffney (1982-85)
Assists.....	55, Mike Fisher (1993-96)
Points.....	167, Mike Fisher (1993-96)

## GOALKEEPER

### Game

Saves.....	14, Mark Aronson vs. Baltimore, 10/29/80
------------	--

### Season

Games Played.....	25, Diego Restrepo (2009)
Games Started.....	24, Ryan Burke (2004) 24, Brock Yetso (1997) 24, Diego Restrepo (2009)
Minutes Played.....	2348, Diego Restrepo (2009)
Saves .....	88, Jeff Causey (1990)
Shutouts .....	16, Diego Restrepo (2009)
Shutouts in ACC play.....	6, Bob Willen (1987) 6, Tony Meola (1988) 6, David Comfort (2001)
Consecutive Scoreless Minutes.....	1176:51, Diego Restrepo (2009)
Lowest GAA .....	0.31, Tony Meola (1988) 0.31, Diego Restrepo (2009)

### Career (Minimum 2 Seasons)

Saves.....	256, Ryan Burke (2003-06)
Shutouts .....	28, Ryan Burke (2003-06)
Lowest GAA.....	0.34, Tony Meola (1988-89)
Save Percentage.....	.899, Tony Meola (1988-89)
Minutes Played.....	7,356, Ryan Burke (2003-06)
Games Played.....	80, Ryan Burke (2003-06)



Ryan Burke

# SINGLE-SEASON RECORDS

## Points

1. Mike Fisher (1995).....	57
2. Alecko Eskandarian (2002).....	54
Ben Olsen (1997).....	54
A.J. Wood (1994).....	54
5. Jeff Gaffney (1983).....	44
6. Chris Albright (1998).....	43
7. Mike Fisher (1994).....	43
Nate Friends (1994).....	43
Ben Crawley (1992).....	43
10. Mike Fisher (1996).....	42

## Goals

1. Alecko Eskandarian (2002).....	25
2. A.J. Wood (1994).....	23
3. Mike Fisher (1995).....	21
Jeff Gaffney (1983).....	21
5. Chris Albright (1998).....	20
6. Ben Olsen (1997).....	19
7. Jeff Gaffney (1985).....	18
Brian Vernon (1984).....	18
9. Ben Crawley (1992).....	17
Rocky Prockiw (1958).....	17

## Assists

1. Hunter Freeman (2004).....	21
2. Mike Fisher (1996).....	20
3. Ben Olsen (1996).....	17
Brad Agoos (1992).....	17
5. Ben Olsen (1997).....	16
6. Mike Fisher (1995).....	15
Damian Silvera (1995).....	15
8. Mike Fisher (1994).....	13
9. Brian West (1997).....	12
Brian West (1996).....	12
Damian Silvera (1993).....	12

## Shots

1. A.J. Wood (1994).....	120
2. Chris Albright (1998).....	105
3. George Gelnovatch (1986).....	103
4. Alecko Eskandarian (2000).....	102
5. Alecko Eskandarian (2002).....	101
6. Jeff Gaffney (1983).....	100
7. Ben Olsen (1997).....	99
8. Claudio Reyna (1993).....	93
Jeff Gaffney (1982).....	93
10. John Harkes (1987).....	90
Jeff Gaffney (1985).....	90

## Game-Winning Goals

1. Ben Crawley (1992).....	9
Jeff Gaffney (1984).....	9
3. Ben Olsen (1997).....	7
Nate Friends (1993).....	7
Jeff Gaffney (1983).....	7
6. Yannick Reyring (2006).....	6
Alecko Eskandarian (2002).....	6
Matt Leonard (1996).....	6
Billy Walsh (1995).....	6
Mike Fisher (1994).....	6
Ben Crawley (1991).....	6
John Harkes (1987).....	6
Jeff Gaffney (1985).....	6

## Game-Winning Assists

1. Mike Fisher (1996).....	9
2. Hunter Freeman (2004).....	7
3. Yannick Reyring (2006).....	6
Ben Olsen (1997).....	6
Andriy Shapowal (1997).....	6
Ben Olsen (1996).....	6
7. <b>Scott Thomsen (2012)</b> .....	5
Brian West (1997).....	5
Damian Silvera (1995).....	5
Damian Silvera (1994).....	5
Damian Silvera (1993).....	5
Ben Crawley (1991).....	5

## Minutes Played

1. Erik Imler (1989).....	2,413
2. Michael Green (1997).....	2,337
3. Curt Onalfo (1989).....	2,320
4. Erik Imler (1990).....	2,304
5. Jeff Agoos (1989).....	2,287
6. Matt Chulis (1997).....	2,267
7. A.J. Wood (1994).....	2,252
8. Brandon Pollard (1995).....	2,250
9. Damien Silvera (1994).....	2,244
Matt Chulis (1998).....	2,244

## Games Played

1. Chris Albright (1997).....	26
Michael Green (1997).....	26
Matt Leonard (1997).....	26
Andriy Shapowal (1997).....	26
Ryan Trout (1997).....	26
Sean Feary (1994).....	26
Tain Nix (1994).....	26
Damien Silvera (1994).....	26
Billy Walsh (1994).....	26
A.J. Wood (1994).....	26

## Solo Shutouts

1. Diego Restrepo (2009).....	16
2. Tony Meola (1988).....	11
Bob Willen (1987).....	11
4. Ryan Burke (2005).....	10
Jeff Causey (1990).....	10
6. David Comfort (2001).....	9
7. Ryan Burke (2006).....	8
Brock Yetso (1998).....	8
9. Spencer LaCivita (2011).....	7
Mark Peters (1994).....	7
Bob Willen (1986).....	7
Keith Lenert (1984).....	7
Bill Wallace (1979).....	7

## Goals Against Average

(minimum 700 minutes)	
1. Diego Restrepo (2009).....	0.31
Tony Meola (1988).....	0.31
3. Tony Meola (1989).....	0.37
4. Bob Willen (1987).....	0.45
5. Bob Willen (1986).....	0.48
6. Tom Henske (1992).....	0.54
7. Mark Wayland (1989).....	0.60
Keith Lenert (1984).....	0.60
9. David Comfort (2001).....	0.64
10. Jeff Causey (1990).....	0.65

## Save Percentage

(minimum 700 minutes)

1. Tony Meola (1988).....	.909
2. Bob Willen (1987).....	.893
3. Diego Restrepo (2009).....	.889
4. Bill Wallace (1979).....	.875
5. Tony Meola (1989).....	.864
6. Steve Baer (1982).....	.859
7. Jeff Causey (1990).....	.846
8. Keith Lenert (1984).....	.836
9. Bill Wallace (1980).....	.831
10. Bob Willen (1986).....	.829

## Saves

1. Jeff Causey (1990).....	88
2. Brock Yetso (1997).....	79
3. <b>Spencer LaCivita (2011)</b> .....	78
4. Bill Wallace (1981).....	74
5. Ryan Burke (2006).....	73
6. Jeff Causey (1993).....	71
7. Bill Wallace (1979).....	70
8. Bob Willen (1987).....	67
Steve Baer (1982).....	67
10. <b>Spencer LaCivita (2012)</b> .....	66

## Minutes Played — Goal

1. Diego Restrepo (2009).....	2,348
2. Brock Yetso (1997).....	2,269
3. Jeff Causey (1990).....	2,219
4. Ryan Burke (2004).....	2,192
5. Jeff Causey (1993).....	1,948
6. <b>Spencer LaCivita (2011)</b> .....	1,944
7. <b>Spencer LaCivita (2012)</b> .....	1,885
8. Ryan Burke (2005).....	1,883
9. Ryan Burke (2006).....	1,839
10. David Comfort (2002).....	1,815

## Games Played — Goal

1. Diego Restrepo (2009).....	25
2. Ryan Burke (2004).....	24
Brock Yetso (1997).....	24
4. Jeff Causey (1990).....	23
5. Jeff Causey (1993).....	22
6. <b>Spencer LaCivita (2011)</b> .....	21
David Comfort (2002).....	21
8. <b>Spencer LaCivita (2012)</b> .....	20
Ryan Burke (2006).....	20
Mark Peters (1994).....	20
Steve Baer (1982).....	20
Ryan Burke (2005).....	20

Alecko Eskandarian



# CAREER RECORDS



Jeff Gaffney

## Points

1. Mike Fisher (1993-96).....	167
2. Jeff Gaffney (1982-85).....	155
3. A.J. Wood (1991-94).....	128
4. Ben Crawley (1989-92).....	127
5. George Gelnovatch (1983-86).....	118
6. Alecko Eskandarian (2000-02).....	113
7. Ben Olsen (1995-97).....	109
8. Brian Vernon (1981-84).....	105
9. Will Bates (2009-12).....	102
10. Matt Leonard (1994-97).....	101

## Goals

1. Jeff Gaffney (1982-85).....	69
2. Mike Fisher (1993-96).....	56
A.J. Wood (1991-94).....	56
4. Alecko Eskandarian (2000-02).....	50
5. George Gelnovatch (1983-86).....	49
6. Ben Crawley (1989-92).....	47
7. Will Bates (2009-12).....	46
8. Matt Leonard (1994-97).....	42
9. Brian Vernon (1981-84).....	41
10. Yannick Reyring (2005-07).....	39

## Assists

1. Mike Fisher (1993-96).....	55
2. Damian Silvera (1992-95).....	44
3. Ben Olsen (1995-97).....	41
4. Ryan Trout (1997-00).....	36
5. Brad Agoos (1989-92).....	33
Ben Crawley (1989-92).....	33
7. Hunter Freeman (2002-04).....	25
8. Brian West (1996-97).....	24
9. Brian Vernon (1981-84).....	23
10. Billy Walsh (1994-96).....	22
Claudio Reyna (1991-93).....	22
Kris Kelderman (1987-90).....	22
Todd Hitt (1983-86).....	22
Voga Wallace (1980-83).....	22

## Shots

1. Jeff Gaffney (1982-85).....	357
2. George Gelnovatch (1983-86).....	307
3. Alecko Eskandarian (2000-02).....	272
4. A.J. Wood (1991-94).....	266
5. Mike Fisher (1993-96).....	247
6. Brian Vernon (1981-84).....	232
7. Will Bates (2009-12).....	230
8. Adam Cristman (2003-06).....	227
9. Ben Crawley (1989-92).....	223
10. John Harkes (1985-87).....	221

## Game-Winning Goals

1. Jeff Gaffney (1982-85).....	27
2. Ben Crawley (1989-92).....	21
3. Will Bates (2009-12).....	15
Yannick Reyring (2005-07).....	15
Alecko Eskandarian (2000-02).....	15
Ryan Gibbs (1999-02).....	15
7. Adam Cristman (2003-06).....	14
Mike Fisher (1993-96).....	14
Nate Friends (1991-94).....	14
10. Ben Olsen (1995-97).....	12
Matt Leonard (1994-97).....	12
Billy Walsh (1994-96).....	12
A.J. Wood (1991-94).....	12
George Gelnovatch (1983-86).....	12

## Game-Winning Assists

1. Damian Silvera (1992-95).....	18
2. Mike Fisher (1993-96).....	16
3. Ben Olsen (1995-97).....	13
Ben Crawley (1989-92).....	13
5. Brad Agoos (1989-92).....	10
6. Ryan Trout (1997-00).....	8
7. Hunter Freeman (2002-04).....	7
Sheldon Barnes (1998-01).....	7
Jason Moore (1997-98).....	7
Brian West (1996-97).....	7
Clint Peay (1991-94).....	7
Andriy Shapowal (1994-97).....	7
Neil Barlow (2006-09).....	7

## Games Played

1. Damian Silvera (1992-95).....	98
2. Sean Feary (1993-96).....	96
3. Erik Imler (1989-92).....	95
4. Mike Fisher (1993-96).....	94
5. Matt Chulis (1995-98).....	93
6. Lyle Yorks (1988-91).....	91
7. Marshall Leonard (1998-01).....	89
8. Jonathan Cole (1999-02).....	88
Steve Totten (1998-01).....	88
Brian Bates (1990-93).....	88
Brad Agoos (1989-92).....	88
Kris Kelderman (1987-90).....	88
Curt Onalfo (1987-90).....	88
Jeff Agoos (1986-90).....	88
Jonathan Villanueva (2006-09).....	88

## Minutes Played

1. Erik Imler (1989-92).....	9,095
2. Matt Chulis (1995-98).....	8,537
3. Mike Fisher (1993-96).....	8,436
4. Jeff Agoos (1986-90).....	8,278
5. Marshall Leonard (1998-01).....	8,226
6. Damian Silvera (1992-95).....	8,171
7. Curt Onalfo (1987-90).....	7,698
8. Jonathan Cole (1999-02).....	7,485
9. Brandon Pollard (1992-95).....	7,466
10. Brian Bates (1990-93).....	7,444

## Goals Against Average

(minimum 2,800 minutes)	
1. Tony Meola (1988-89).....	0.34
2. Bob Willen (1984-87).....	0.40
3. Keith Lenert (1982-85).....	0.72
4. Steve Baer (1981-84).....	0.72
5. Jeff Causey (1990-93).....	0.78
6. Brock Yetso (1995-98).....	0.86
7. David Comfort (1999-02).....	0.98

8. Ryan Burke (2003-06).....	1.06
9. Bill Wallace (1979-81).....	1.10
10. Yuri Sagatov (1994-97).....	1.14

## Save Percentage

(minimum 2,800 minutes)

1. Tony Meola (1988-89).....	.889
2. Bob Willen (1984-87).....	.872
3. Steve Baer (1981-84).....	.842
4. Bill Wallace (1978-81).....	.831
5. Keith Lenert (1982-85).....	.812
6. Jeff Causey (1990-93).....	.803
7. Brock Yetso (1995-98).....	.778
8. David Comfort (1999-02).....	.766
9. Spencer LaCivita (2011-present).....	.746
Ryan Burke (2003-06).....	.746

## Saves

1. Ryan Burke (2003-06).....	256
2. Jeff Causey (1990-93).....	249
3. Bill Wallace (1978-81).....	222
4. David Comfort (1999-02).....	193
5. Brock Yetso (1995-98).....	151
6. Spencer LaCivita (2011-present).....	144
7. Steve Baer (1981-84).....	139
8. Yuri Sagatov (1994-97).....	128
9. Bob Willen (1984-87).....	123
10. Keith Lenert (1982-85).....	112

## Solo Shutouts

1. Ryan Burke (2003-06).....	28
2. Jeff Causey (1990-93).....	27
3. Bob Willen (1984-87).....	23
4. David Comfort (1999-02).....	19
5. Tony Meola (1988-89).....	17
6. Diego Restrepo (2009).....	16
7. Brock Yetso (1995-98).....	15
8. Spencer LaCivita (2011-present).....	13
9. Keith Lenert (1982-85).....	11
Michael Giallombardo (2006-08).....	11

## Minutes Played - Goal

1. Ryan Burke (2003-06).....	7,357
2. Jeff Causey (1990-93).....	7,050
3. David Comfort (1999-02).....	5,442
4. Brock Yetso (1995-98).....	4,492
5. Bob Willen (1984-87).....	4,045
6. Yuri Sagatov (1994-97).....	3,948
7. Spencer LaCivita (2011-present).....	3,828
8. Bill Wallace (1979-81).....	3,513
9. Keith Lenert (1982-85).....	3,243
10. Steve Baer (1981-84).....	3,230

## Games Played - Goal

1. Ryan Burke (2003-06).....	80
2. Jeff Causey (1990-93).....	77
3. David Comfort (1999-02).....	60
4. Brock Yetso (1995-98).....	53
Bob Willen (1984-87).....	53
6. Keith Lenert (1982-85).....	50
7. Yuri Sagatov (1994-97).....	47
8. Steve Baer (1981-84).....	46
9. Bill Wallace (1978-81).....	45
10. Spencer LaCivita (2011-present).....	41

# SCORING BY YEAR

POINTS			GOALS			ASSISTS		
1954	Pedro Benavides	10	Pedro Benavides	5	Tuck White	1		
1955	Dan Rojas	14	Dan Rojas	7	Four tied with	1		
1956	Rocky Prockiw	18	Rocky Prockiw	9	not available			
1957	Sherry Snyder	9	Three tied with	4	Walter Klingman, Joel Silverberg	2		
1958	Rocky Prockiw	34	Rocky Prockiw	17	Houston Sadler, Warren Smith	2		
1959	John Marsellus, Houston Sadler	6	John Marsellus, Houston Sadler	3	not available			
1960	Gael deTigny	8	Gael deTigny	4	not available			
1961	Brian Fisher	30	Brian Fisher	15	Three tied with	3		
1962	Chan Moore	14	Chan Moore	6	Chick Cudlip	4		
1963	Chan Moore	14	Chan Moore	7	Ed Funk, Tom Maxwell	2		
1964	Dave Harrison	7	Dave Harrison	3	Kent Worthington	2		
1965	Bill Davidson	9	Bill Davidson	4	Five tied with	1		
1966	Robert Aronson	14	Robert Aronson	6	Robert Aronson	2		
1967	Steve Kleinman	13	Steve Kleinman	6	Barclay Mason	3		
1968	Jay Connor	14	Jay Connor, John Mehrrens	5	Jay Connor	4		
1969	Jay Connor	17	Fred McGlynn	7	Jay Connor	5		
1970	Sam Crosby	16	Sam Crosby	8	Three tied with	3		
1971	Phil Crane	17	Phil Crane	7	Three tied with	3		
1972	Jay Meaney	24	Jay Meaney	11	Sam Crosby	4		
1973	Jay Meaney	22	Jay Meaney	11	Chuck Lecraw	4		
1974	Jay Meaney	22	Jay Meaney	11	Roderigo Escobar	2		
1975	Rick Sanders	12	Rick Sanders	6	Seven players with	1		
1976	José Bauza, Pete Wylie	13	José Bauza, Pete Wylie	6	Mike Rogers	5		
1977	Mark Reynolds	19	Mark Reynolds	6	José Bauza, Mark Reynolds	7		
1978	José Bauza	19	José Bauza	8	Mark Woolley	4		
1979	Pepe Llontop	11	Pepe Llontop, Peter MacKeith	4	José Bauza	4		
1980	Pepe Llontop	11	Pepe Llontop	5	Chris Tolomeo	4		
1981	Pete Polonsky	24	Pete Polonsky	11	Mark Brcic, Voga Wallace	5		
1982	Jeff Gaffney	33	Jeff Gaffney	14	Voga Wallace	8		
1983	Jeff Gaffney	44	Jeff Gaffney	21	Brian Vernon	11		
1984	Jeff Gaffney, Brian Vernon	39	Brian Vernon	18	Jeff Gaffney	7		
1985	Jeff Gaffney	39	Jeff Gaffney	18	Todd Hitt	8		
1986	George Gelnovatch	32	George Gelnovatch	14	John Harkes, Todd Hitt	7		
1987	John Harkes	34	John Harkes	15	Jay DelCarmen, Scott Platenburg	5		
1988	Drew Fallon	29	Drew Fallon	11	Drew Fallon	7		
1989	Kris Kelderman	30	Kris Kelderman	10	Kris Kelderman	1		
1990	Ben Crawley	25	Ben Crawley, Jeff Agoos	8	Ben Crawley	9		
1991	Ben Crawley	40	Ben Crawley	16	Brad Agoos	10		
1992	Ben Crawley	43	Ben Crawley	17	Brad Agoos	17		
1993	Claudio Reyna	28	Nate Friends	12	Damian Silvera	12		
1994	A.J. Wood	54	A.J. Wood	23	Mike Fisher	13		
1995	Mike Fisher	57	Mike Fisher	21	Mike Fisher, Damian Silvera	15		
1996	Mike Fisher	42	Matt Leonard	12	Mike Fisher	20		
1997	Ben Olsen	54	Ben Olsen	19	Ben Olsen	16		
1998	Chris Albright	43	Chris Albright	20	Ryan Trout	11		
1999	Ryan Trout	28	Sheldon Barnes, Ryan Trout	9	Ryan Trout	10		
2000	Alecko Eskandarian	38	Alecko Eskandarian	16	Three tied with	6		
2001	Ryan Gibbs	23	Alecko Eskandarian, Ryan Gibbs	9	Kyle Martino	8		
2002	Alecko Eskandarian	54	Alecko Eskandarian	25	Jacob LeBlanc	8		
2003	Adam Cristman	17	Adam Cristman	8	Mike Littlefield	6		
2004	Hunter Freeman	27	Adam Cristman	9	Hunter Freeman	21		
2005	Yannick Reyering	30	Yannick Reyering	14	Jeremy Barlow	9		
2006	Yannick Reyering	32	Yannick Reyering	12	Nico Colaluca	10		
2007	Yannick Reyering	26	Yannick Reyering	13	Chris Tierney	7		
2008	Tony Tchani	21	Tony Tchani	9	Three tied with	5		
2009	Will Bates	25	Will Bates	12	Neil Barlow	6		
2010	Will Bates	20	Will Bates	8	Will Bates, Sean Murnane	4		
2011	Will Bates	32	Will Bates	14	Brian Span	5		
2012	Will Bates	25	Will Bates	12	Todd Wharton	8		

# NATIONAL AWARDS

## MAC Hermann Trophy Award

2002.....Alecko Eskandarian

## Missouri Athletic Club Player of the Year

1987.....John Harkes  
 1989.....Tony Meola  
 1992.....Claudio Reyna  
 1993.....Claudio Reyna  
 1996.....Mike Fisher

## Hermann Trophy

1989.....Tony Meola  
 1993.....Claudio Reyna  
 1995.....Mike Fisher  
 1996.....Mike Fisher

## adidas Goalkeeper of the Year

1987.....Bob Willen

## NSCAA Player of the Year

1996.....Mike Fisher  
 2002.....Alecko Eskandarian

## Soccer America Player of the Year

1992.....Claudio Reyna  
 1993.....Claudio Reyna  
 1994.....A.J. Wood  
 1995.....Mike Fisher  
 1997.....Ben Olsen  
 2002.....Alecko Eskandarian

## Soccer America Freshman of the Year

2009.....Will Bates


## Soccer News Player of the Year

1993.....Claudio Reyna  
 1997.....Ben Olsen


## Soccer America Coach of the Year

2009.....George Gelnovatch

Mike Fisher



Alecko Eskandarian



Claudio Reyna


## VIRGINIA'S RETIRED NUMBER No. 14 - JEFF GAFFNEY

The University of Virginia retired former All-America soccer player Jeff Gaffney's number—14—in April of 1987. The 1984 and 1985 All-America selection is the only Virginia soccer player to have his number retired.

A graduate of Walt Whitman High School in Bethesda, Md., Gaffney finished his collegiate career as UVa's all-time leader in goals and scoring, totaling 69 goals and 17 assists for 155 points. His career scoring record has since been broken by Mike Fisher, who had 167 points from 1993-96. In his final season in 1985, Gaffney had 18 goals and three assists. He earned second-team All-America honors and led the Cavaliers to a 15-4-1 record and their fifth consecutive NCAA playoff appearance. In 1984, Gaffney had 16 goals and seven assists. He was named the Atlantic Coast Conference Player of the Year and a first-team All-American. During his four years at Virginia, the Cavaliers compiled a 66-14-4 record (.810), won two ACC titles and earned four NCAA playoff berths. He finished his career third on the ACC career goals list and fifth on the ACC points list.

After notching 14 goals and five assists as a first-year player in 1982, Gaffney set Virginia records with 21 goals and 44 points during the 1983 season as the Cavaliers advanced to the NCAA semifinals. Following his outstanding soccer career, Gaffney participated on the 1986 UVa football team as a place-kicker. He later tried out as a place-kicker with several teams in the National Football League.

Gaffney received his bachelor's degree in economics from UVa in the spring of 1987. He is currently a sales manager and the principle broker for the Forest Lakes residential community in Charlottesville.





# HONORS & AWARDS

## NSCAA All-Americans

- 1978 José Bauza, F (honorable mention)
- 1979 José Bauza, M (honorable mention)
- 1984 Jeff Gaffney, F (first team)
- 1985 Jeff Gaffney, F (second team)
- 1986 John Harkes, M (first team)
- George Gelnovatch, F (first team)
- Jeff Agoos, D (third team)
- 1987 John Harkes, M (first team)
- Bob Willen, G (first team)
- 1988 Jeff Agoos, D (first team)
- Tony Meola, G (first team)
- 1989 Tony Meola, G (first team)
- Jeff Agoos, D (second team)
- 1990 Jeff Agoos, D (first team)
- 1991 Claudio Reyna, M (first team)
- Erik Imler, D (second team)
- 1992 Ben Crawley, F (first team)
- Claudio Reyna, M (first team)
- Erik Imler, M (second team)
- Clint Peay, D (second team)
- 1993 Claudio Reyna, F (first team)
- Brandon Pollard, D (second team)
- Jeff Causey, G (third team)
- 1994 Brandon Pollard, D (first team)
- Mike Fisher, M (second team)
- A.J. Wood, F (third team)
- 1995 Mike Fisher, F (first team)
- Brandon Pollard, D (first team)
- Damian Silvera, M (second team)
- 1996 Mike Fisher, M (first team)
- Matt Chulis, D (second team)
- 1997 Ben Olsen, M (first team)
- Matt Chulis, D (second team)
- Scott Vermillion, D (third team)
- 1998 Chris Albright, F (first team)
- Matt Chulis, D (first team)
- Jason Moore, M (second team)
- 1999 Ryan Trout, M/F (third team)
- 2000 Kyle Martino, M (third team)
- 2001 Kyle Martino, M (first team)
- Alecko Eskandarian, F (second team)
- 2002 Alecko Eskandarian, F (first team)
- 2004 Hunter Freeman, D (first team)
- Matt Oliver, D (first team)
- Nico Colaluca, M (third team)
- 2006 Nico Colaluca, M (second team)
- 2009 Tony Tchani, M (first team)

## All-ACC Teams

- 1968 John Taylor, M (second team)
- 1969 Dan Abramson, G (first team)
- David Bowman, D (second team)
- Jay Connor, F (second team)
- 1970 Jay Connor, F (second team)
- Ed Marks, D (second team)
- Jay Ziehl, D (second team)
- 1971 Ed Marks, D (first team)
- Jay Connor, F (second team)
- Phil Crane, F (second team)
- Scott Peyton, G (second team)
- Jay Ziehl, D (second team)
- 1972 Jay Ziehl, D (first team)
- Sam Crosby, D (second team)
- 1973 Jay Meaney, F (second team)
- 1974 Jay Meaney, F (first team)
- Paul Corbin, D (second team)
- Andy Dupont, D (second team)
- 1975 Mike Kriegh, G (second team)
- 1976 Randy Kerr, D (first team)
- José Bauza, F (second team)
- 1977 Mark Woolley, D (first team)
- José Bauza, F (second team)
- 1978 José Bauza, F (first team)
- Mark Woolley, F (second team)
- 1979 José Bauza, M (first team)
- Dave Dickey, D (first team)
- Scott Smith, D (first team)
- Bill Wallace, G (first team)
- Pepe Llontop, F (second team)
- 1980 Pepe Llontop, F (first team)
- David Brillhart, M (second team)
- Dave Dickey, D (second team)
- Scott Smith, D (second team)
- 1981 Dave Dickey, D (first team)
- Voga Wallace, D (second team)
- 1982 Jeff Gaffney, F (second team)
- 1983 George Gelnovatch, F (second team)
- Rob Steward, D (second team)
- Voga Wallace, D (second team)
- 1984 Doug Davies, M (first team)
- Jeff Gaffney, F (first team)
- Rob Steward, D (first team)
- George Gelnovatch, M (second team)
- Mike Schnabel, D (second team)
- 1985 Jeff Gaffney, F (first team)
- Rob Steward, D (first team)
- Doug Davies, M (second team)
- George Gelnovatch, F (second team)
- Keith Lenert, G (second team)
- Mike Schnabel, D (second team)

- 1986 Jeff Agoos, D (first team)
- John Harkes, M (first team)
- George Gelnovatch, F (first team)
- Bob Willen, G (first team)
- 1987 John Harkes, M (first team)
- Jay Del Carmen, F (second team)
- John Maessner, F (second team)
- Bob Willen, G (second team)
- 1988 Jeff Agoos, D (first team)
- John Maessner, F (first team)
- Tony Meola, G (first team)
- Drew Fallon, F (second team)
- Kris Kelderman, M (second team)
- Jay Lodge, D (second team)
- 1989 Jeff Agoos, D (first team)
- John Maessner, F (first team)
- Tony Meola, G (first team)
- Curt Onalfo, M (first team)
- Drew Fallon, F (second team)
- 1990 Jeff Agoos, D (first team)
- Curt Onalfo, M (first team)
- Erik Imler, D (second team)
- 1991 Erik Imler, D (first team)
- Claudio Reyna, M (first team)
- Ben Crawley, F (second team)
- Richie Williams, M (second team)
- Lyle Yorks, M (second team)
- 1992 Brian Bates, D (first team)
- Ben Crawley, F (first team)
- Erik Imler, M (first team)
- Clint Peay, D (first team)
- Claudio Reyna, M (first team)
- A.J. Wood, F (second team)
- 1993 Brandon Pollard, D (first team)
- Claudio Reyna, F (first team)
- Damian Silvera, M (first team)
- Jeff Causey, G (second team)
- 1994 Clint Peay, D (first team)
- Brandon Pollard, D (first team)
- A.J. Wood, F (first team)
- Mike Fisher, M (second team)
- Nate Friends, F (second team)
- Damian Silvera, M (second team)
- 1995 Mike Fisher, F (first team)
- Brandon Pollard, D (first team)
- Damian Silvera, M (first team)
- Billy Walsh, M (second team)
- 1996 Matt Chulis, D (first team)
- Mike Fisher, M (first team)
- Ben Olsen, M (first team)
- Scott Vermillion, D (first team)
- Matt Leonard, F (second team)
- 1997 Matt Chulis, D (first team)
- Ben Olsen, M (first team)
- Scott Vermillion, D (first team)
- Brian West, F (first team)

- 1998 Chris Albright, F (first team)
- Matt Chulis, D (first team)
- Jason Moore, M (first team)
- Sam Franklin, M (second team)
- Brock Yetso, G (second team)
- 1999 Kyle Martino, F (first team)
- Ryan Trout, F/M (second team)
- Steve Totten, M (second team)
- 2000 Alecko Eskandarian, F (first team)
- Kyle Martino, MF (first team)
- Steve Totten, MF (second team)
- 2001 Jonathan Cole, D (first team)
- Alecko Eskandarian, F (first team)
- Ryan Gibbs, F (first team)
- Kyle Martino, MF (first team)
- Matt Oliver, D (second team)
- 2002 Alecko Eskandarian, F (first team)
- Kenny Arena, M (second team)
- Matt Oliver, D (second team)
- 2003 Matt Oliver, D (first team)
- Mike Littlefield, F (second team)
- Adam Cristman, F (all-freshman)
- Will Hall, M (all-freshman)
- 2004 Hunter Freeman, D (first team)
- Matt Oliver, D (first team)
- Nico Colaluca, M (second team/all-fresh.)
- Jeremy Barlow, M (all-freshman)
- 2005 Yannick Reyering, F (first team/all-fresh.)
- Adam Cristman, F (second team)
- Nico Colaluca, M (second team)
- 2006 Nico Colaluca, M (first team)
- Adam Cristman, F (second team)
- Yannick Reyering, F (second team)
- Bakary Soumare, D (second team)
- Jonathan Villanueva, M (all-freshman)
- 2007 Jeremy Barlow, M (second team)
- Yannick Reyering, F (first team)
- 2008 Tony Tchani, M (second team/all-fresh)
- Shawn Barry, D (all-freshman)
- Brian Ownby, F (all-fresh)
- 2009 Will Bates, F (second team/all-fresh)
- Neil Barlow, M (second team)
- Ross LaBauex, M (second team)
- Tony Tchani, M (second team)
- 2010 Brian Ownby, F (first team)
- Brian Span, M (all-freshman)
- 2011 Will Bates, F (first team)
- Brian Ownby, M (second team)
- Brian Span, M (second team)
- Ryan Zinkhan, F (all-freshman)
- 2012 Will Bates, F (first team)
- Darius Madison, F (all-freshman)
- Marcus Salandy-Defour, M (all-fresh)
- Todd Wharton, M (all-freshman)

## ACC Player of the Year

- 1984 Jeff Gaffney
- 1987 John Harkes
- 1988 Jeff Agoos
- 1989 Tony Meola
- 1995 Mike Fisher
- 1996 Mike Fisher
- 2001 Kyle Martino
- 2002 Alecko Eskandarian

## ACC Tournament MVP

- 1988 Jeff Agoos
- 1991 Claudio Reyna
- 1992 Brad Agoos
- 1994 Mark Peters
- 1995 Mike Fisher
- 1997 Ben Olsen
- 2003 Ryan Burke
- 2004 Jeremy Barlow
- 2009 Diego Restrepo

## ACC Rookie of the Year

- 1991 Claudio Reyna
- 1997 Jason Moore
- 1999 Kyle Martino
- 2000 Alecko Eskandarian
- 2008 Tony Tchani

## ACC Coach of the Year

- Bruce Arena — 1979, 1984, 1986, 1988, 1989, 1991, 1995
- George Gelnovatch — 1996, 2001

## NATIONAL COACH OF THE YEAR

- 1993, Bruce Arena
- 2009, George Gelnovatch

# COACHING BY YEAR

Year	Overall W-L-T	ACC W-L-T	GF	GA	Coach
1941	0-9-0		10	57	Lawrence Ludwig
1942	4-2-1		15	9	Lawrence Ludwig
1943-45		No Team			
1946	1-3-1		4	15	Lawrence Ludwig
1947	2-7-2		14	21	Lawrence Ludwig
1948	3-7-1		13	22	Lawrence Ludwig
1949	5-5-0		19	18	Lawrence Ludwig
1950	4-5-1		26	23	Lawrence Ludwig
1951	1-5-2		16	21	Hugh Moomaw
1952	5-2-2		23	14	Hugh Moomaw
1953	4-4-1		22	13	Hugh Moomaw
1954	2-4-2	1-1-2	12	19	Wilson Fewster
1955	3-5-2	1-2-1	14	18	Robert Sandell
1956	6-3-0	3-1-0	27	13	Robert Sandell
1957	5-2-1	2-1-1	21	11	Robert Sandell
1958	5-4-0	1-3-0	36	23	Eugene Corrigan
1959	3-4-2	2-2-0	16	18	Eugene Corrigan
1960	3-7-0	1-3-0	13	29	Eugene Corrigan
1961	9-3-0	1-3-0	48	22	Eugene Corrigan
1962	5-4-1	1-3-0	31	20	Eugene Corrigan
1963	7-2-1	2-1-1	25	22	Eugene Corrigan
1964	4-5-2	0-4-0	18	19	Eugene Corrigan
1965	3-6-1	2-2-0	13	13	Eugene Corrigan
1966	0-10-0	0-4-0	11	39	Gordon Burriss
1967	3-9-0	0-4-0	22	32	Gordon Burriss
1968	4-5-1	1-3-1	22	22	Gordon Burriss
1969	9-1-2	4-0-1	24	10	Gordon Burriss
1970	8-2-1	3-1-0	33	11	Gordon Burriss
1971	7-5-1	1-3-1	36	14	Jim Stephens
1972	8-3-3	1-2-2	30	13	Jim Stephens
1973	6-7-0	1-4-0	24	27	Jim Stephens
1974	5-4-3	3-2-0	23	19	Larry Gross
1975	5-8-0	0-5-0	21	26	Larry Gross
1976	8-6-2	2-2-1	40	23	Larry Gross
1977	12-6-1	2-3-0	45	19	Larry Gross

Year	Overall W-L-T	ACC W-L-T	GF	GA	Coach
1978	9-2-2	3-2-0	29	10	Bruce Arena
1979	12-4-1	3-1-1	26	12	Bruce Arena
1980	8-9-1	2-3-1	30	30	Bruce Arena
1981	10-6-2	2-4-0	48	20	Bruce Arena
1982	16-2-2	3-1-2	57	12	Bruce Arena
1983	16-5-0	5-1-0	61	20	Bruce Arena
1984	19-3-1	6-0-0	76	13	Bruce Arena
1985	15-4-1	4-1-1	50	13	Bruce Arena
1986	17-2-2	6-0-0	51	10	Bruce Arena
1987	17-3-2	5-0-1	40	10	Bruce Arena
1988	18-1-3	5-0-1	42	9	Bruce Arena
1989	21-2-2	5-0-1	65	13	Bruce Arena
1990	12-6-6	3-2-1	43	18	Bruce Arena
1991	19-1-2	5-1-0	55	21	Bruce Arena
1992	21-2-1	5-1-0	70	20	Bruce Arena
1993	22-3-0	4-2-0	66	18	Bruce Arena
1994	22-3-1	4-2-0	86	35	Bruce Arena
1995	21-1-2	4-0-2	83	29	Bruce Arena
1996	16-3-3	4-0-2	65	20	George Gelnovatch
1997	19-4-3	3-1-2	61	24	George Gelnovatch
1998	16-4-3	4-1-1	50	21	George Gelnovatch
1999	14-9-1	1-4-1	44	29	George Gelnovatch
2000	17-6-1	5-1-0	62	29	George Gelnovatch
2001	17-2-1	6-0-0	42	12	George Gelnovatch
2002	15-7-0	3-3-0	55	27	George Gelnovatch
2003	11-10-2	3-3-0	29	29	George Gelnovatch
2004	18-5-1	4-3-0	50	24	George Gelnovatch
2005	12-5-3	6-2-0	37	25	George Gelnovatch
2006	17-4-1	5-3-0	40	21	George Gelnovatch
2007	12-8-2	1-5-2	44	29	George Gelnovatch
2008	11-9-1	4-4-0	39	29	George Gelnovatch
2009	19-3-3	4-3-1	37	8	George Gelnovatch
2010	11-6-3	2-4-2	36	16	George Gelnovatch
2011	12-8-1	4-3-1	40	27	George Gelnovatch
2012	10-7-4	3-4-1	29	25	George Gelnovatch
<b>Total</b>	<b>701-322-102</b>	<b>171-124-35</b>	<b>2505</b>	<b>1403</b>	<b>10 Coaches</b>

## THE VIRGINIA COACHING LINE



ROBERT SANDELL



EUGENE CORRIGAN



GORDON BURRIS



JIM STEPHENS



LARRY GROSS



BRUCE ARENA

Coach	Overall					ACC				
	Yrs.	W	L	T	Pct.	W	L	T	Pct.	
Lawrence Ludwig (1941-50)	7	19	38	6	.349	0	0	0	—	
Hugh Moomaw (1951-53)	3	10	11	5	.481	0	0	0	—	
Wilson Fewster (1954)	1	2	4	2	.375	1	1	2	.500	
Robert Sandell (1955-57)	3	14	10	3	.574	6	4	2	.583	
Eugene Corrigan (1958-65)	8	39	35	7	.525	10	21	1	.328	
Gordon Burriss (1966-70)	5	24	27	4	.473	8	12	2	.409	
Jim Stephens (1971-73)	3	21	15	4	.575	3	9	3	.300	
Larry Gross (1974-77)	4	30	24	6	.550	7	12	1	.375	
Bruce Arena (1978-95)	18	295	59	31	.806	74	21	11	.750	
George Gelnovatch (1996-present)	17	247	100	33	.693	62	44	13	.584	

# ALL-TIME RECORDS

Opponent	W-L-T	Pct.	UVa	Opp	First Game	Last Game	Opponent	W-L-T	Pct.	UVa	Opp	First Game	Last Game
Adelphi	2-1-0	.667	3	0	1976	1998	Marshall	5-0-0	1.000	16	1	1996	2004
Akron	2-2-0	.500	6	4	1980	2009	Maryland	29-38-8	.440	100	156	1941	2012
Alabama A&M	3-0-0	1.000	18	1	1982	2010	Mercer	2-0-0	1.000	6	1	2001	2007
Alumni	2-0-0	1.000	9	1	1977	1978	Monmouth	0-0-1	.000	2	2	2005	2005
American	17-3-0	.850	48	18	1979	2011	Mount St. Mary's	8-0-0	1.000	24	1	1991	2012
Appalachian State	2-0-0	1.000	11	2	1986	1999	Navy	4-10-0	.286	20	42	1941	2011
Army	1-0-0	1.000	4	0	1990	1990	Nevada-Las Vegas	1-1-1	.500	6	4	1986	1995
Averett	1-0-0	1.000	3	0	1983	1983	New Mexico	0-1-1	.250	2	4	2004	2012
Baltimore	2-4-1	.357	7	12	1947	1980	North Carolina	34-38-8	.475	119	113	1946	2012
Boston College	4-4-2	.500	15	14	1995	2012	North Carolina State	46-17-7	.707	169	85	1949	2012
Boston University	1-1-0	.500	3	3	1987	1994	Northeastern	1-0-0	1.000	4	1	2000	2000
Bridgewater	0-2-0	.000	0	2	1942	1942	UNC-Greensboro	3-1-0	.750	11	2	1984	2003
Brown	2-1-0	.667	7	4	1993	1999	UNC-Wilmington	1-0-0	1.000	4	0	1983	1983
Bucknell	2-0-0	1.000	9	0	2006	2009	Notre Dame	3-0-0	1.000	9	2	1985	2006
Buffalo	1-0-0	1.000	5	1	1998	1998	Ohio State	3-0-0	1.000	6	1	1984	1999
California	2-1-0	.667	4	5	1983	2012	Old Dominion	15-6-2	.696	57	23	1971	2010
UCLA	2-7-1	.250	7	19	1984	2012	Oneonta State	1-0-0	1.000	1	0	1987	1987
UC-Riverside	1-0-0	.000	2	0	2005	2005	Penn State	2-1-0	.750	10	5	1992	2002
UC-Santa Barbara	2-0-1	.833	3	0	1985	2006	Pennsylvania	2-0-0	1.000	5	0	1989	1992
Cal State Fullerton	1-0-2	.667	5	4	1996	1999	Pfeiffer	0-1-0	.000	2	3	1977	1977
Campbell	2-0-0	1.000	6	2	2007	2010	Philadelphia Textile	1-0-0	1.000	4	1	1989	1989
Catawba	1-0-0	1.000	6	0	1987	1987	Pittsburgh	2-0-0	1.000	5	0	1982	2002
Central Connecticut	2-0-0	1.000	8	0	1997	2008	Portland	2-0-0	1.000	4	0	2009	2009
Charleston	1-0-0	1.000	6	0	1989	1989	Princeton	6-1-0	.857	14	4	1986	1999
Charlotte	2-1-0	.667	5	2	1989	2011	Providence	1-0-0	1.000	2	0	2000	2000
Cherry Point Marines	0-0-1	.500	2	2	1952	1952	Radford	10-0-0	1.000	42	5	1982	2011
Cincinnati	2-0-0	1.000	2	0	2004	2011	Randolph-Macon	11-7-2	.600	44	30	1958	1983
Clemson	27-22-5	.546	71	82	1968	2012	Rhode Island	2-0-0	1.000	4	2	1995	2002
Coastal Carolina	1-0-0	1.000	3	2	1987	1987	Richmond	15-1-1	.912	68	9	1976	2011
Columbia	1-0-0	1.000	5	0	2007	2007	Rider	1-0-0	1.000	3	0	1998	1998
Connecticut	1-2-0	.333	5	7	1980	2008	Roanoke	12-5-2	.684	50	20	1947	1971
Cornell	4-0-0	1.000	12	0	1979	1996	Robert Morris	1-0-0	1.000	3	0	1995	1995
Creighton	1-2-1	.375	7	11	1991	2003	Rollins	0-1-0	.000	2	3	1976	1976
Dartmouth	2-0-0	1.000	5	0	1992	1994	Rutgers	5-0-0	1.000	12	3	1986	1994
Davidson	8-2-0	.800	35	15	1941	2006	Saint Louis	3-2-2	.571	13	11	1987	2004
Davis & Elkins	2-0-0	1.000	5	1	1980	1986	Saint Peter's	1-0-0	1.000	3	1	2007	2007
Delaware	0-1-0	.000	0	1	2011	2011	St. Francis (Pa.)	1-0-0	1.000	2	1	2006	2006
Drexel	1-0-0	1.000	2	0	2012	2012	St. Francis (N.Y.)	2-0-0	1.000	5	2	2004	2005
Duke	39-36-8	.518	155	140	1946	2012	St. John's	4-1-0	.800	10	2	1994	2010
East Carolina	1-0-0	1.000	2	0	2001	2001	St. Mary's (Calif.)	1-0-0	1.000	3	2	1995	1995
Eastern Mennonite	1-3-0	.250	12	13	1966	1968	St. Mary's (Md.)	1-0-0	1.000	3	1	1978	1978
Elon	1-0-0	1.000	3	1	2000	2000	San Diego	2-0-0	1.000	3	0	1992	1998
Fairfield	0-0-1	.500	2	2	2000	2000	San Francisco	3-1-0	.750	9	5	1983	1995
Fairleigh Dickinson	3-0-1	.875	6	3	1984	1998	Santa Clara	0-0-2	.500	1	1	1989	1991
Florida Atlantic	1-0-0	1.000	4	2	2007	2007	Seton Hall	4-2-0	.667	13	8	1992	2003
Florida International	1-0-1	.750	4	2	1993	1997	South Carolina	3-1-1	.700	6	3	1989	2000
Fort Bragg	1-0-0	1.000	3	1	1961	1961	South Florida	2-0-1	1.000	10	8	1985	2005
Fort Lee	1-0-0	1.000	6	4	1960	1960	SMU	0-3-0	.000	2	9	1987	2008
Frostburg State	2-3-1	.417	10	17	1947	1956	Stanford	1-1-0	.500	2	4	1989	1998
George Mason	16-8-3	.648	44	32	1972	2008	Tampa	1-0-0	1.000	1	0	1985	1985
George Washington	4-0-0	1.000	18	2	1982	2009	Temple	2-0-0	1.000	10	0	2001	2002
Georgetown	8-2-1	.773	38	12	1957	2012	Towson	5-4-1	.550	14	10	1941	1992
Gonzaga	0-1-0	.000	2	3	1999	1999	Tulsa	1-0-0	1.000	2	0	2007	2007
Guilford	1-0-0	1.000	3	0	1979	1979	UAB	1-0-0	1.000	2	1	2010	2010
Hampden-Sydney	11-0-0	1.000	42	7	1970	1980	UMBC	4-0-0	1.000	11	3	1988	2004
Hartford	1-0-0	1.000	2	1	1991	1991	VCU	21-2-1	.896	95	13	1948	2012
Hartwick	2-0-0	1.000	9	0	1995	2002	VMI	18-0-0	1.000	101	8	1957	1996
High Point	1-3-1	.300	6	18	1941	2012	Virginia Tech	36-4-2	.881	136	35	1960	2012
Hofstra	1-0-0	1.000	4	2	2008	2008	Virginia Wesleyan	2-0-1	.833	11	1	1972	1974
Howard	2-1-0	.667	7	3	1988	2009	Wake Forest	35-9-7	.755	90	83	1980	2012
Illinois State	1-0-0	1.000	2	0	1988	1988	Washington	1-0-0	1.000	2	1	2009	2009
Indiana	2-4-1	.357	6	9	1984	2000	Washington College	0-0-1	.500	3	3	1953	1953
Jacksonville	1-0-0	1.000	7	1	2000	2000	Washington & Lee	20-13-5	.592	97	57	1947	1981
James Madison	16-4-2	.773	45	16	1976	2010	West Virginia	5-3-0	.625	15	7	1980	2011
Johns Hopkins	1-1-0	.500	2	4	1941	1942	William & Mary	14-8-4	.615	41	28	1968	2003
Kentucky	1-0-0	1.000	3	2	2002	2002	Wisconsin	2-0-0	1.000	7	2	1993	2011
Lafayette	1-0-0	1.000	1	0	2012	2012	Wright State	1-0-0	1.000	3	2	2012	2012
Lehigh	2-0-0	1.000	7	1	1998	2000	Xavier	0-0-1	.500	1	1	2012	2012
Liberty	18-1-1	.925	51	15	1986	2011	Yale	1-0-0	1.000	2	0	1991	1991
Long Island	2-1-0	.667	5	4	1983	2004	<b>OVERALL</b>	<b>691-315-98</b>	<b>.670</b>	<b>2476</b>	<b>1378</b>		
Longwood	6-0-1	.929	18	3	1984	2010	<b>ACC RECORD:</b>	<b>171-124-31 (.572)</b>					
Loyola (Md.)	3-4-0	.429	10	17	1941	1993	<b>ALL GAMES vs. ACC SCHOOLS:</b>	<b>215-166-45 (.558)</b>					
Lynchburg	10-11-3	.479	38	40	1955	1982	<b>ALL GAMES vs. IN-STATE:</b>	<b>251-74-30 (.749)</b>					
Manhattan	1-0-0	1.000	4	1	2004	2004	<b>ALL GAMES vs. OTHERS:</b>	<b>263-105-31 (.700)</b>					
Marist	1-0-0	1.000	2	0	2010	2010	<b>HISTORY BREAKDOWN:</b>	<b>69 seasons: 49 winning, 18 losing, 2 even.</b>					
Marquette	1-0-0	1.000	2	0	1981	1981	<b>* Includes games against Richmond Professional Institute prior to 1968.</b>						

# ACC TOURNAMENT HISTORY

**Jeremy Barlow**  
2004 ACC Tournament MVP



## 15 ACC CHAMPIONSHIPS

1969	1993
1970	1994
1983	1995
1984	1997
1986	2003
1988	2004
1991	2009
1992	

Year	Opponent	Score	Site	Round	UVa Scorers
1987	North Carolina	L, 0-3	N1	SF	none
1988	N.C. State (2ot)	T, 0-0	N2	SF	none <sup>1</sup>
	North Carolina	W, 2-1	N2	F	Fallon, Yorks
1989	Duke	L, 0-1	A	SF	none
1990	North Carolina	W, 3-0	N1	QF	Brannan, Crawley, Kelderman
	Wake Forest (2ot)	T, 0-0	N1	SF	none <sup>1</sup>
1991	N.C. State	L, 1-2	N1	F	Crawley
	North Carolina	W, 1-0	A	SF	Bates
1992	Wake Forest	W, 3-1	N3	F	Reyna, Champ, Crawley
	North Carolina	W, 2-0	A	SF	Silvera, Friends
1993	Clemson	W, 4-2	N3	F	own goal, Bates, Imler, Friends
	Wake Forest	W, 4-0	N3	QF	Friends 2, Fisher, Wood
1994	Duke	W, 1-0	N3	SF	Bates
	Clemson	W, 2-1	N3	F	Reyna, Friends
1994	Wake Forest	W, 2-0	N2	QF	Friends, Wood
	Clemson (2ot)	T, 2-2	A	SF	Friends, Silvera No.
1995	Duke	W, 1-0	N2	F	Fisher
	Duke	W, 4-1	A	SF	Feary, Shapowal, Walsh, Prisco
1996	Clemson	W, 1-0	N1	F	Walsh
	Duke (2ot)	W, 3-2	H	SF	Walsh 2, Leonard
1997	Maryland	L, 0-2	H	F	none
	North Carolina	W, 4-0	N4	QF	Leonard, Olsen, West, Albright
1997	Wake Forest	W, 2-1	N4	SF	Albright, Olsen
	Maryland	W, 2-0	N4	F	Olsen 2
1998	N.C. State (ot)	W, 4-0	N5	QF	Green, Albright, Trout, Bush
	Duke (ot)	L, 1-3	N5	SF	Bush
1999	Maryland	W, 2-0	N5	QF	Trout, Barnes
	Wake Forest	W, 2-1	N5	SF	Trout 2
2000	Duke (3ot)	L, 2-1	N5	F	Martino
	N.C. State	W, 1-0	N5	QF	own goal
2001	Duke	W, 3-0	N5	SF	Cole, Gibbs 2
	North Carolina (ot)	L, 1-0	N5	F	none
2001	Wake Forest (ot)	W, 1-0	N2	SF	Martino
	Clemson	L, 1-0	N2	F	none
2002	Duke	W, 4-1	N6	QF	Kelly, Gibbs, Eskandarian 2
	Wake Forest	W, 1-0	N6	SF	own goal
2003	Maryland	L, 3-0	N6	F	none
	Clemson	T, 0-0	N6	QF	none <sup>2</sup>
2004	Wake Forest	W, 1-0	N6	SF	own goal
	Maryland	T, 1-1	N6	F	Hartman <sup>3</sup>
2004	Duke	W, 3-1	N6	QF	Hartman, Freeman, Littlefield
	Wake Forest	W, 2-1	N6	SF	Cristman, Littlefield
2005	Maryland	W, 2-1	N6	F	Cristman, Barlow
	Clemson	L, 4-1	N6	QF	Reyering
2006	Wake Forest	W, 2-0	N7	QF	Reyering, Cristman
	Wake Forest (2ot)	T, 0-0	N7	SF	none <sup>4</sup>
2007	NC State	W, 4-1	N6	1st	Tierney 2, Villanueva, Mitchell
	Boston College	L, 0-1	N6	QF	none
2008	Duke	W, 4-2	N6	QF	Pool 2, Ownby 2
	Wake Forest	W, 3-2	N6	SF	Villanueva, Neinken, Poole
2009	Maryland	L, 0-1	N6	F	none
	Maryland	W, 1-0	N6	QF	Tchani
2010	Wake Forest	T, 0-0	N6	SF	none <sup>5</sup>
	NC State	W, 1-0	N6	F	Bates
2010	Wake Forest	W, 1-0	N6	QF	Jumper
	Maryland	L, 0-2	N6	SF	none
2011	Wake Forest (2ot)	W, 4-3	H	QF	Jumper, Ownby, Span 2
	North Carolina (ot)	L, 0-1	N6	SF	none
2012	Wake Forest (2ot)	T, 2-2	A	QF	Carroll, Bird
	North Carolina (2ot)	T, 0-0	N7	SF	none <sup>6</sup>

## All-Time ACC Tournament Record: 37-14-9

<sup>1</sup> Virginia advanced with a 4-2 margin in the penalty kick shootout.

<sup>2</sup> Virginia advanced with a 3-1 margin in the penalty kick shootout.

<sup>3</sup> Virginia claimed the ACC title after nine rounds in the penalty kick shootout.

<sup>4</sup> Wake Forest advanced with a 4-3 margin in the penalty kick shootout.

<sup>5</sup> Virginia advanced with a 5-4 margin in the penalty kick shootout.

<sup>6</sup> UNC advanced with a 4-3 margin in the penalty kick shootout.

Key to neutral sites: N1—Durham, N.C.; N2—Clemson, S.C.; N3—Chapel Hill, N.C.;

N4—Kissimmee, Fla.; N5—Winston-Salem, N.C.; N6—Cary, N.C.; N7—Germantown, Md.

# NCAA TOURNAMENT HISTORY

Year	Opponent	Score	Site	Round	UVA Scorers
1969	Maryland	L, 0-5	A	1st	none
1979	American	L, 0-1	H	2nd	none
1981	West Virginia	L, 1-2	H	2nd	Brillhart
1982	George Mason	L, 0-1	H	2nd	none
1983	William & Mary	W, 2-1	H	2nd	Gaffney, Gelnovatch
	San Francisco	W, 3-2	H	QF	Gaffney 2, Salladin
	Indiana	L, 1-3	A	SF	Gaffney
1984	American (2ot)	W, 1-0	H	2nd	none *
	Clemson	L, 0-1	H	QF	none
1985	George Mason	L, 0-1	H	1st	none
1986	Loyola (Md.)	L, 0-1	H	1st	none
1987	George Mason	W, 2-0	H	1st	Del Carmen, Platenberg
	Loyola (Md.)	L, 0-1	A	2nd	none
1988	FDU	W, 1-0	H	2nd	Fallon
	Howard (2ot)	L, 2-3	H	QF	Fallon, J. Agoos
1989	Phila. Textile	W, 4-1	H	2nd	Yorks 3, Kelderman
	South Carolina (2ot)	W, 1-0	H	QF	Kelderman
	Rutgers	W, 3-0	A	SF	Maessner 2, Kunihiro
	Santa Clara (4ot)	T, 1-1	N1	F	Fallon ~
1990	Richmond	W, 1-0	H	1st	Crawley
	North Carolina	W, 3-1	H	2nd	Kunihiro, Yorks, Kelderman
	N.C. State (2ot)	L, 1-2	A	QF	J. Agoos %
1991	Hartford (4ot)	W, 2-1	H	2nd	Reyna, Wood
	Yale	W, 2-0	H	QF	Crawley, Reyna
	Saint Louis (3ot)	W, 3-2	N2	SF	Crawley 2, Wood
	Santa Clara (4ot)	T, 0-0	N2	F	none \$
1992	Penn State	W, 4-1	H	2nd	Reyna 2, Bates, own goal
	Dartmouth	W, 3-0	H	QF	Wood 2, Brannan
	Duke	W, 3-0	N3	SF	Crawley, Wood, Bates
	San Diego	W, 2-0	N3	F	Friends, Imler
1993	William & Mary	W, 2-1	H	1st	Fisher, Reid
	Loyola (Md.)	W, 2-1	H	2nd	Wood, Reyna
	Wisconsin	W, 3-0	H	QF	Wood 2, Peay
	Princeton	W, 3-1	N3	SF	Friends 3
	South Carolina	W, 2-0	N3	F	Friends 2
1994	UNC Greensboro	W, 3-0	H	1st	Fitzmaurice, Nix, Fisher
	Maryland	W, 2-1	H	2nd	Wood, Friends
	James Madison	W, 4-1	H	QF	Wood 3, Friends
	Rutgers	W, 2-1	N3	SF	Silvera, Walsh
	Indiana	W, 1-0	N3	F	Wood
1995	Rhode Island	W, 2-1	H	1st	Walsh, Fisher
	Hartwick	W, 4-0	H	2nd	Shapowal 2, Fisher 2
	Brown	W, 4-1	H	QF	Fisher 2, Feary, Walsh
	Duke	L, 2-3	N4	SF	Feary, Leonard
1996	George Mason	L, 0-1	H	1st	none
1997	Howard	W, 3-0	H	1st	Olsen, Albright, Leonard
	Georgetown	W, 5-1	H	2nd	Olsen 2, Leonard, Trout, O'Donnell
	American (2ot)	W, 2-1	H	QF	West, Albright
	Saint Louis	W, 3-1	N4	SF	Olsen 2, West
	UCLA	L, 0-2	N4	F	none
1998	Rider	W, 3-0	H	1st	Trout, Barnes, Albright
	South Carolina	W, 1-0	H	2nd	Barnes
	Stanford	L, 0-3	H	QF	none
1999	Princeton (3ot)	W, 2-1	H	1st	Martino, O'Donnell
	Brown	W, 3-1	H	2nd	Gibbs, Martino, Barnes
	UCLA	L, 2-0	H	QF	none

## 6 NCAA CHAMPIONSHIPS

1989	1993
1991	1994
1992	2009

Year	Opponent	Score	Site	Round	UVA Scorers
2000	Lehigh	W, 5-0	H	1st	Kelly 2, Eskandarian, Totten, Solomon
	St. John's	W, 2-1	H	2nd	Gibbs, Totten
	Creighton	L, 3-0	H	QF	none
2001	Seton Hall	L, 1-0	H	2nd	none
2002	William & Mary (2ot)	L, 1-1	H	2nd	Eskandarian
2003	Seton Hall	W, 2-0	H	1st	Cristman, Holder
	Wake Forest	W, 2-0	A	2nd	Cristman, Littlefield
	Creighton	L, 3-1	H	3rd	Cristman
2004	American	W, 2-1	H	2nd	Freeman, Hall
	New Mexico +	T, 1-1	H	3rd	Barlow
	Duke	L, 3-0	H	QF	none
2005	USF ^	T, 4-4	H	2nd	Murphy 2, Vide, Reyering
	North Carolina	L, 2-1	A	3rd	Reyering
2006	Bucknell	W, 4-0	H	2nd	Cristman, Colaluca, Holder, Villanueva
	California	W, 2-1	H	3rd	Reyering 2
	Notre Dame	W, 3-2	H	QF	Cristman 2, Reyering
	UCLA	L, 4-0	N5	SF	none
2007	St. Peter's	W, 3-1	H	1st	Tierney, LaBaux, J. Barlow
	West Virginia	L, 0-1	A	2nd	none
2008	Connecticut	L, 2-0	H	2nd	none
2009	Bucknell	W, 5-0	H	2nd	Bates 3, Jumper, Tchani
	Portland	W, 1-0	H	3rd	Dimas
	Maryland	W, 3-0	H	QF	Barlow, Bates, Evans
	Wake Forest	W, 2-1	N6	SF	Tchani, Ownby
	Akron	W, 0-0	N6	F	none ()
2010	Old Dominion	L, 0-1	H	1st	none
2011	Delaware (2ot)	L, 0-1	H	1st	none
2012	Lafayette	W, 1-0	H	1st	Bates
	New Mexico	L, 1-3	A	2nd	Brown

All-Time NCAA Tournament Record: 53-28-4 (H: 41-18-2; A: 2-7-0; N: 10-3-2)

\* Game was a 0-0 tie, but Virginia was awarded a 1-0 victory after winning 4-2 in the penalty kick shootout.

~ Virginia and Santa Clara declared co-national champions.

% Game was a 1-1 tie, but N.C. State was awarded a 2-1 victory after winning 7-6 in the penalty kick shootout.

\$ UVA declared national champion after winning 3-1 in the penalty kick shootout.

∞ Game resulted in a loss for Virginia because in 2002, a tie in the NCAA Tournament was to result in a win for the team that advanced on penalty kicks and a loss for the team that did not advance after penalty kicks.

+ UVA advanced to the quarterfinals after winning the penalty kick shootout, 6-5.

^ UVA advanced to the third round after winning the penalty kick shootout, 7-6.

() Game was a 0-0 tie, but Virginia was awarded the victory after winning 3-2 in the penalty kick shootout.

Key to neutral sites: N1—New Brunswick, N.J.; N2—Tampa, Fla.; N3—Davidson, N.C.;

N4—Richmond, Va.; N5—St. Louis, Mo.; N6—Cary, N.C.



2009 NCAA Champions

# ALL-TIME RESULTS

**1941 (0-9)**

Sept. 27	Towson State	A	L, 1-3
Oct. 4	Navy	A	L, 0-11
Oct. 8	Maryland	A	L, 0-12
Oct. 18	Loyola, Md.	H	L, 3-7
Oct. 24	High Point	A	L, 0-9
Oct. 25	Davidson	A	L, 4-6
Oct. 31	Davidson	H	L, 1-3
Nov. 4	High Point	H	L, 1-3
Nov. 7	Johns Hopkins	A	L, 0-3

**1942 (4-2-1)**

Oct. 17	Davidson	H	W, 5-1
Oct. 23	Bridgewater	A	L, 0-1
Oct. 30	Davidson	A	W, 2-0
Oct. 31	High Point	A	T, 3-3
Nov. 7	Loyola, Md.	A	W, 3-2
Nov. 13	Bridgewater	H	L, 0-1
Nov. 20	Johns Hopkins	A	W, 2-1 (ot)

**1946 (1-3-1)**

Oct. 19	North Carolina	A	L, 0-3
Oct. 25	Duke	A	L, 0-6
Nov. 1	Loyola, Md.	A	L, 0-4
Nov. 8	North Carolina	H	W, 3-1
Nov. 13	Duke	H	T, 1-1

**1947 (2-7-2)**

Oct. 10	Duke	A	T, 3-3
Oct. 17	Roanoke	N1	W, 5-1
Oct. 23	Washington & Lee	HT, 1-1 (2 ot)	
Oct. 25	Maryland	H	L, 0-3
Oct. 31	North Carolina	H	L, 0-1
Nov. 5	Washington & Lee	A	L, 0-2
Nov. 8	Frostburg Teachers	H	L, 2-3
Nov. 13	Duke	H	L, 1-2
Nov. 17	Baltimore	A	L, 0-2
Nov. 21	North Carolina	A	L, 0-2
Nov. 26	Loyola, Md.	H	W, 2-1

**1948 (3-7-1)**

Oct. 1	Washington & Lee	H	L, 0-1
Oct. 8	Roanoke	A	W, 4-1
Oct. 11	Washington & Lee	A	L, 1-2
Oct. 16	Baltimore	HT, 0-0 (2 ot)	
Oct. 22	North Carolina	A	L, 0-3
Oct. 27	High Point	H	L, 0-2
Nov. 8	Frostburg Teachers	A	L, 0-5
Nov. 10	Roanoke	H	W, 1-0
Nov. 12	Duke	H	L, 1-3
Nov. 17	Maryland	A	L, 0-5
Nov. 22	Richmond Profes. Inst.	A	W, 6-0

**1949 (5-5)**

Sept. 30	Duke	A	L, 0-2
Oct. 6	Washington & Lee	H	W, 3-1
Oct. 10	Richmond Profes. Inst.	A	W, 9-0
Oct. 14	Maryland	H	L, 1-10
Oct. 22	Richmond Profes. Inst.	H	W, 3-1
Oct. 24	Roanoke	A	L, 0-1
Oct. 28	North Carolina	H	L, 0-1
Nov. 3	Washington & Lee	A	W, 1-0
Nov. 12	Frostburg Teachers	H	W, 1-0
Nov. 21	N.C. State	A	L, 1-2

**1950 (4-5-1)**

Oct. 6	Frostburg Teachers	H	L, 1-6
Oct. 9	Roanoke	H	W, 3-0
Oct. 12	Washington & Lee	H	T, 1-1
Oct. 20	Maryland	A	L, 1-3
Oct. 25	N.C. State	H	W, 5-4
Oct. 27	North Carolina	A	L, 1-2
Nov. 2	Richmond Profes. Inst.	H	W, 7-0
Nov. 10	Duke	H	L, 2-3
Nov. 15	Washington & Lee	A	L, 2-3
Nov. 20	Richmond Profes. Inst.	A	W, 3-1

**1951 (1-5-2)**

Oct. 9	Duke	A	L, 2-5
Oct. 12	Roanoke	A	W, 8-3
Oct. 18	Washington & Lee	A	L, 1-2
Oct. 25	North Carolina	H	L, 1-2 (ot)
Nov. 1	Towson State	A	L, 0-2
Nov. 3	Frostburg Teachers	H	T, 2-2
Nov. 8	N.C. State	A	T, 1-1 (2 ot)
Nov. 15	Washington & Lee	H	L, 1-4

**1952 (5-2-2)**

Oct. 3	Roanoke	A	W, 7-0
Oct. 7	Washington & Lee	H	W, 2-0
Oct. 17	Duke	H	L, 0-4
Oct. 22	North Carolina	A	L, 2-3
Oct. 25	Towson State	H	T, 0-0
Oct. 29	Roanoke	A	W, 2-1 (ot)
Nov. 7	N.C. State	H	W, 3-1
Nov. 14	Washington & Lee	A	W, 5-3
Nov. 19	Cherry Point Marines	H	T, 2-2

**1953 (4-4-1)**

Oct. 2	Roanoke	H	L, 0-1
Oct. 9	Washington College	HT, 3-3 (2 ot)	
Oct. 15	Washington & Lee	A	W, 5-0
Oct. 23	North Carolina	H	L, 2-3
Oct. 27	Roanoke	H	L, 1-2
Oct. 29	Towson State	A	W, 2-1
Nov. 6	N.C. State	A	L, 1-2
Nov. 11	Washington & Lee	H	W, 6-1
Nov. 18	Duke	A	W, 2-0

**1954 (2-4-2, 1-1-2 ACC)**

Oct. 1	Roanoke	H	W, 2-0
Oct. 9	Duke	H	W, 4-0
Oct. 13	Towson State	H	L, 2-3
Oct. 25	Washington & Lee	A	L, 1-3
Nov. 8	N.C. State	A	T, 1-1 (2 ot)
Nov. 9	North Carolina	A	T, 1-1 (2 ot)
Nov. 12	Washington & Lee	H	L, 1-4
Nov. 19	Maryland	H	L, 0-7

**1955 (3-5-2, 1-2-1 ACC)**

Sept. 28	Lynchburg	H	W, 3-1
Oct. 4	Roanoke	A	W, 2-0
Oct. 17	North Carolina	HT, 1-1 (2 ot)	
Oct. 25	Washington & Lee	HT, 3-3 (2 ot)	
Oct. 28	Duke	A	L, 1-3
Nov. 4	Baltimore	A	L, 0-3
Nov. 9	Towson State	A	L, 0-1
Nov. 12	N.C. State	H	W, 3-1
Nov. 18	Maryland	A	L, 0-3
Nov. 22	Washington & Lee	A	L, 1-2

**1956 (6-3, 3-1 ACC)**

Oct. 2	Lynchburg	A	W, 7-1
Oct. 9	Washington & Lee	A	W, 4-1
Oct. 20	Navy	H	L, 1-3
Oct. 26	Duke	H	W, 2-0
Oct. 30	Frostburg Teachers	H	W, 4-1
Nov. 2	Baltimore	A	L, 3-4
Nov. 7	N.C. State	A	W, 4-1
Nov. 8	North Carolina	A	W, 2-0
Nov. 13	Maryland	H	L, 0-2

**1957 (5-2-1, 2-1-1 ACC)**

Oct. 1	Lynchburg	H	L, 1-3
Oct. 9	VMI	H	W, 8-2
Oct. 18	Duke	A	W, 1-0
Oct. 25	Maryland	A	L, 0-2
Nov. 2	N.C. State	H	W, 2-0
Nov. 9	Georgetown	H	W, 3-0
Nov. 13	North Carolina	H	T, 4-4 (ot)
Nov. 18	Washington & Lee	H	W, 2-0

**1958 (5-4, 1-3 ACC)**

Oct. 1	Lynchburg	A	L, 3-4 (ot)
Oct. 10	VMI	H	W, 5-4
Oct. 14	Randolph-Macon	H	W, 8-1
Oct. 17	North Carolina	A	L, 2-3
Oct. 18	N.C. State	A	L, 3-4
Oct. 24	Duke	H	W, 7-3
Oct. 28	Maryland	H	L, 1-2
Oct. 31	Georgetown	H	W, 5-2
Nov. 13	Washington & Lee	A	W, 2-0

**1959 (3-4-2, 2-2 ACC)**

Oct. 2	Lynchburg	H	L, 2-4
Oct. 16	North Carolina	H	L, 2-3
Oct. 19	N.C. State	H	W, 2-1
Oct. 21	Navy	A	L, 1-2 (ot)
Oct. 30	Maryland	A	L, 1-5
Oct. 31	Georgetown	A	T, 1-1 (2 ot)
Nov. 6	VMI	H	W, 4-0
Nov. 13	Duke	A	W, 3-2
Nov. 17	Washington & Lee	H	T, 0-0 (ot)

**1960 (3-7, 1-3 ACC)**

Oct. 1	Lynchburg	A	L, 1-2
Oct. 7	Maryland	H	L, 1-4 (ot)
Oct. 14	North Carolina	A	L, 0-3
Oct. 20	Fort Lee	A	W, 6-4
Oct. 28	Duke	H	L, 0-4
Nov. 5	N.C. State	A	W, 2-1
Nov. 9	Washington & Lee	A	L, 0-4
Nov. 11	Georgetown	H	L, 1-2
Nov. 18	Virginia Tech	N2	W, 2-1
Nov. 19	Lynchburg	A2	L, 0-4

**1961 (9-3, 1-3 ACC)**

Oct. 3	Lynchburg	H	W, 3-0
Oct. 6	Maryland	A	L, 0-3
Oct. 10	N.C. State	H	W, 7-2
Oct. 13	Virginia Tech	H	W, 9-0
Oct. 20	Georgetown	A	W, 7-2
Oct. 28	Fort Bragg	H	W, 3-1
Nov. 6	Duke	A	L, 1-3
Nov. 9	North Carolina	H	L, 1-2
Nov. 10	Randolph-Macon	A	W, 3-0
Nov. 14	Washington & Lee	H	W, 5-4
Nov. 17	Virginia Tech @	N3	W, 7-4
Nov. 18	Lynchburg @	A	W, 2-1

**1962 (5-4-1, 1-3 ACC)**

Sept. 28	Navy	A	L, 1-4
Oct. 8	N.C. State	A	W, 6-2
Oct. 12	Georgetown	H	W, 4-1
Oct. 17	Duke	H	L, 1-4
Oct. 22	North Carolina	A	L, 1-2
Oct. 26	Maryland	HL, 2-3 (2 ot)	
Nov. 2	Lynchburg	A	T, 0-0 (ot)
Nov. 13	Washington & Lee	A	W, 8-2
Nov. 16	Randolph-Macon @	H	W, 5-0
Nov. 17	Lynchburg @	H	W, 3-2



1948 Virginia Men's Soccer Team

**1963 (7-2-1, 2-1-1 ACC)**

Sept. 27	Navy	A	L, 0-5
Oct. 8	Lynchburg	A	W, 3-2
Oct. 11	Randolph-Macon	H	W, 5-1
Oct. 15	N.C. State	H	W, 3-2
Oct. 23	Maryland	A	L, 2-7
Oct. 29	North Carolina	H	T, 2-2 (ot)
Nov. 6	Duke	A	W, 3-2
Nov. 12	Washington & Lee	H	W, 3-1
Nov. 15	Roanoke @	H	W, 3-0
Nov. 16	Lynchburg @	H	W, 1-0

**1964 (4-5-2, 0-4 ACC)**

Sept. 20	Virginia Tech	A	W, 5-0
Oct. 2	Roanoke	H	W, 3-2
Oct. 7	Lynchburg	A	L, 0-2
Oct. 13	Randolph-Macon	A	W, 2-1
Oct. 19	N.C. State	A	L, 1-4
Oct. 22	Maryland	H	L, 0-2
Oct. 29	North Carolina	A	L, 1-2
Nov. 4	Duke	H	L, 0-2
Nov. 10	Washington & Lee	A	W, 3-1
Nov. 14	Lynchburg @	A	T, 1-1 (ot)
Nov. 14	Washington & Lee @	N3	T, 2-2 (ot)

**1965 (3-6-1, 2-2 ACC)**

Oct. 5	Virginia Tech	H	L, 0-2
Oct. 12	Randolph-Macon	H	W, 2-1
Oct. 14	Roanoke	A	T, 0-0
Oct. 20	Lynchburg	H	L, 1-2
Oct. 22	Duke	A	W, 4-3
Oct. 27	North Carolina	H	L, 0-1
Nov. 2	N.C. State	H	W, 6-0
Nov. 5	Maryland	A	L, 0-2
Nov. 9	Washington & Lee	H	L, 0-1
Nov. 12	Randolph-Macon @	N4	L, 0-1

**1966 (0-10, 0-4 ACC)**

Oct. 4	Virginia Tech	A	L, 0-1
Oct. 7	Eastern Mennonite	H	L, 1-3
Oct. 11	Randolph-Macon	A	L, 2-6
Oct. 18	Lynchburg	A	L, 0-3
Oct. 24	Roanoke	H	L, 4-6
Oct. 27	N.C. State	A	L, 2-5
Oct. 28	North Carolina	A	L, 0-4
Nov. 3	Duke	H	L, 1-3
Nov. 8	Washington & Lee	A	L, 0-3
Nov. 10	Maryland	H	L, 1-5

**1967 (3-9, 0-4 ACC)**

Sept. 26	Eastern Mennonite	A	W, 5-1
Oct. 2	Virginia Tech	H	W, 2-1
Oct. 5	Lynchburg	H	L, 0-4
Oct. 9	Maryland	A	L, 0-4
Oct. 12	Randolph-Macon	H	L, 0-3
Oct. 20	Duke	A	L, 1-2
Oct. 21	Roanoke	N1	L, 0-1
Oct. 27	N.C. State	H	L, 2-4
Oct. 31	North Carolina	H	L, 2-3
Nov. 7	Washington & Lee	H	L, 2-4
Nov. 10	Eastern Mennonite @	N5	L, 4-5
Nov. 11	VMI @	A	W, 4-0

**1968 (4-5-1, 1-3-1 ACC)**

Oct. 2	Virginia Tech	A	W, 2-1
Oct. 4	Eastern Mennonite	H	L, 2-4
Oct. 7	Randolph-Macon	H	W, 4-1
Oct. 9	VMI	A	W, 2-0
Oct. 15	William & Mary	A	L, 1-2
Oct. 18	Duke	H	W, 8-2
Oct. 22	Clemson	H	T, 2-2 (ot)
Oct. 24	N.C. State	A	L, 1-2
Oct. 25	North Carolina	A	L, 0-3
Oct. 29	Maryland	H	L, 0-5

**1969 (9-1-2, 4-0-1)****ACC CHAMPIONS**

Oct. 1	VMI	H	W, 5-0
Oct. 5	Clemson	H	W, 1-0 (ot)
Oct. 10	Washington & Lee	A	W, 2-1 (ot)
Oct. 15	William & Mary	H	W, 2-0
Oct. 17	Duke	A	W, 2-0
Oct. 20	Randolph-Macon	H	W, 2-1
Oct. 23	N.C. State	H	W, 5-1
Oct. 24	North Carolina	H	W, 1-0
Oct. 28	Maryland	A	T, 2-2
Oct. 30	Virginia Tech	H	W, 2-0
Nov. 17	Maryland \$	A	L, 0-5
Nov. 19	Roanoke @	H	T, 0-0

**1970 (8-2-1, 3-1 ACC)****ACC CHAMPIONS**

Oct. 1	VMI	A	W, 4-0
Oct. 3	Hampden-Sydney	H	W, 8-0
Oct. 7	William & Mary	A	T, 2-2 (ot)
Oct. 11	Washington & Lee	H	W, 7-0
Oct. 13	North Carolina	A	W, 1-0
Oct. 18	Maryland	H	L, 2-3
Oct. 20	Randolph-Macon	A	L, 0-1
Oct. 23	Duke	H	W, 2-1
Oct. 26	Virginia Tech	A	W, 3-2
Nov. 1	Clemson	A	W, 2-1
Nov. 14	William & Mary @	H	W, 2-1

**1971 (7-5-1, 1-3-1 ACC)**

Sept. 26	Roanoke	H	W, 5-1
Oct. 1	Old Dominion	H	W, 11-0
Oct. 5	VMI	H	W, 3-0
Oct. 10	Clemson	H	L, 1-5
Oct. 13	Maryland	A	W, 2-1
Oct. 18	North Carolina	H	L, 0-1
Oct. 22	Duke	A	L, 1-2
Oct. 27	William & Mary	H	W, 6-1
Oct. 30	Virginia Tech	H	W, 4-1
Nov. 2	Hampden-Sydney	A	W, 3-0
Nov. 6	Navy	A	L, 0-1 (ot)
Nov. 10	N.C. State	H	T, 0-0 (ot)
Nov. 13	Lynchburg @	A	L, 0-1 (ot)

**1972 (8-3-3, 1-2-2 ACC)**

Sept. 27	George Mason	A	W, 2-1
Oct. 3	North Carolina	A	W, 2-0
Oct. 10	Randolph-Macon	A	T, 2-2
Oct. 15	Maryland	H	T, 1-1
Oct. 25	Duke	H	L, 0-1
Oct. 29	Clemson	A	L, 1-4
Nov. 1	William & Mary	A	W, 2-0
Nov. 4	Hampden-Sydney	H	W, 3-0
Nov. 6	Virginia Wesleyan	A	W, 7-0
Nov. 7	Old Dominion	A	W, 4-0
Nov. 11	N.C. State	H	T, 1-1
Nov. 13	Randolph-Macon @	H	W, 3-1
Nov. 15	James Madison @	H	L, 0-1
Nov. 18	Navy	H	W, 2-1 (ot)

**1973 (6-7, 1-4 ACC)**

Sept. 26	George Mason	H	W, 3-2
Sept. 28	Old Dominion	H	W, 4-1
Oct. 5	Maryland	A	L, 1-3
Oct. 9	Randolph-Macon	A	L, 0-2
Oct. 14	N.C. State	A	L, 1-3
Oct. 16	Duke	A	W, 2-0
Oct. 22	North Carolina	H	L, 0-1
Oct. 25	Hampden-Sydney	A	W, 4-3
Oct. 31	William & Mary	H	W, 4-1
Nov. 3	Navy	A	L, 1-3
Nov. 6	Virginia Wesleyan	H	W, 3-0
Nov. 9	Clemson	H	L, 0-5
Nov. 13	George Mason @	N6	L, 1-3

**1974 (5-4-3, 3-2 ACC)**

Oct. 1	George Mason	A	L, 0-2
Oct. 4	Maryland	H	L, 0-1
Oct. 7	Randolph-Macon	H	T, 3-3
Oct. 13	Clemson	A	L, 0-4
Oct. 15	North Carolina	A	W, 2-0
Oct. 18	Duke	H	W, 2-0
Oct. 23	Old Dominion	A	W, 4-3
Oct. 24	Virginia Wesleyan	A	T, 1-1
Oct. 30	William & Mary	A	T, 1-1
Nov. 2	Navy	H	L, 2-3
Nov. 5	Hampden-Sydney	H	W, 4-1
Nov. 8	N.C. State	H	W, 4-0

**1975 (5-8, 0-5 ACC)**

Sept. 19	Davidson	H	W, 3-1
Sept. 25	Washington & Lee	H	W, 5-0
Oct. 3	Baltimore	H	L, 0-1
Oct. 7	George Mason	H	W, 1-0 (forf.)
Oct. 12	Virginia Tech	H	W, 2-1
Oct. 17	Duke	A	L, 2-3
Oct. 21	North Carolina	A	L, 2-4
Oct. 25	Maryland	A	L, 1-6
Oct. 29	Randolph-Macon	A	L, 0-4
Nov. 2	N.C. State	A	L, 1-2
Nov. 4	Hampden-Sydney	A	W, 3-0
Nov. 7	Clemson	H	L, 0-2
Nov. 14	Navy	A	L, 1-2

**1976 (8-6-2, 2-2-1 ACC)**

Sept. 11	Adelphi	N7	L, 1-3
Sept. 12	Old Dominion	N7	W, 2-1
Sept. 17	James Madison	N8	L, 2-5
Sept. 18	Rollins	N8	L, 2-3 (ot)
Sept. 26	Hampden-Sydney	H	W, 2-0
Oct. 2	Richmond	H	W, 10-0
Oct. 6	Washington & Lee	A	W, 4-0
Oct. 9	Randolph-Macon	H	L, 0-1
Oct. 12	North Carolina	A	L, 1-2
Oct. 15	Duke	H	W, 3-1
Oct. 19	George Mason	A	T, 0-0
Oct. 23	Maryland	H	T, 2-2
Oct. 30	N.C. State	H	W, 3-0
Nov. 5	Clemson	A	L, 0-3
Nov. 6	Davidson	A	W, 6-1
Nov. 13	Navy	H	W, 2-1

**1977 (12-6-1, 2-3 ACC)**

Sept. 17	Old Dominion	N9	T, 2-2
Sept. 18	William & Mary	A9	L, 0-1
Sept. 21	VMI	H	W, 6-0
Sept. 27	Hampden-Sydney	A	W, 5-1
Oct. 1	Alumni	H	W, 5-1
Oct. 5	Lynchburg	H	W, 1-0
Oct. 8	Virginia Tech	A	W, 3-0
Oct. 11	North Carolina	H	L, 0-1
Oct. 15	Pfeiffer	H	L, 2-3 (ot)
Oct. 18	James Madison	A	W, 1-0
Oct. 22	Maryland	A	L, 2-4
Oct. 25	Duke	A	W, 1-0
Oct. 28	Washington & Lee	H	W, 4-0
Oct. 30	N.C. State	A	W, 1-0
Nov. 4	Clemson	H	L, 0-2
Nov. 6	Davidson	H	W, 7-2
Nov. 8	Washington & Lee	A	W, 3-0
Nov. 12	Navy	A	L, 0-1
Nov. 16	William & Mary @	H	W, 2-1

**1978 (9-2-2, 3-2 ACC)**

Sept. 16	Alumni	H	W, 4-0
Sept. 20	VMI	A	W, 6-0
Sept. 23	St. Mary's, Md.	H	W, 3-1
Sept. 26	Hampden-Sydney	H	W, 3-1
Sept. 30	North Carolina	A	L, 0-1
Oct. 7	Lynchburg	A	T, 1-1 (ot)
Oct. 15	Duke	H	W, 4-2 (ot)
Oct. 21	Virginia Tech	H	W, 1-0
Oct. 25	James Madison	H	T, 1-1 (ot)
Oct. 29	N.C. State	H	W, 1-0
Nov. 3	Clemson	A	L, 0-2
Nov. 4	Davidson	A	W, 2-0
Nov. 11	Maryland	H	W, 3-1

**1979 (12-4-1, 3-1-1 ACC)**

Sept. 9	Guilford	H	W, 3-0
Sept. 12	Hampden-Sydney	A	W, 2-0
Sept. 15	Maryland	A	W, 1-0
Sept. 19	Baltimore	H	W, 2-1 (ot)
Sept. 24	VMI	H	W, 3-0
Sept. 28	Cornell	N10	W, 1-0
Sept. 29	Old Dominion	A10	L, 0-1
Oct. 6	Duke	A	W, 2-1
Oct. 13	William & Mary	H	W, 2-1
Oct. 17	North Carolina	H	T, 1-1 (ot)
Oct. 20	Towson State	H	W, 1-0
Oct. 24	James Madison	A	L, 1-2
Oct. 27	N.C. State	A	W, 2-1
Oct. 30	Virginia Tech	A	W, 3-1
Nov. 2	Clemson	H	L, 0-2
Nov. 7	Lynchburg	H	W, 2-0
Nov. 20	American \$	H	L, 0-1

**1980 (8-9-1, 2-3-1 ACC)**

Sept. 3	Hampden-Sydney	H	W, 5-1
Sept. 7	Davis & Elkins	H	W, 3-0
Sept. 12	Maryland	H	W, 2-1
Sept. 14	Lynchburg	A	L, 1-2
Sept. 17	VMI	A	W, 6-1
Sept. 21	Wake Forest	A	W, 3-1
Sept. 27	West Virginia	N9	W, 2-1
Sept. 28	William & Mary	A9	L, 0-3
Oct. 4	James Madison	H	L, 0-1
Oct. 12	Akron	H	L, 0-1
Oct. 15	North Carolina	A	L, 0-2
Oct. 18	Connecticut (1)	A	L, 0-4
Oct. 21	Virginia Tech	H	W, 3-0
Oct. 25	N.C. State	H	L, 1-3
Oct. 29	Baltimore	A	W, 2-1
Nov. 1	Duke (14)	H	T, 2-2 (ot)
Nov. 9	Clemson	A	L, 0-4
Nov. 16	Old Dominion @	A	L, 0-2

**1981 (10-6-2, 2-4 ACC)**

Sept. 9	VMI	H	W, 5-0
Sept. 12	Maryland	A	W, 1-0
Sept. 17	VCU	H	T, 1-1 (ot)
Sept. 20	Wake Forest	H	L, 1-2
Sept. 27	North Carolina	H	W, 3-2 (ot)
Oct. 3	Marquette	N11	W, 2-0
Oct. 4	Akron	A11	L, 1-2
Oct. 7	James Madison	A	W, 4-0
Oct. 13	Old Dominion	H	W, 2-0
Oct. 16	Virginia Tech	A	W, 4-0
Oct. 20	Richmond	H	W, 11-0
Oct. 24	N.C. State (9)	A	L, 0-3
Oct. 31	Duke (3)	A	L, 2-3
Nov. 6	Clemson (2)	H	L, 0-2 (ot)
Nov. 9	Washington & Lee	H	W, 6-0
Nov. 13	George Mason @!	H	T, 1-1 (ot)
Nov. 15	William & Mary @	H	W, 3-2
Nov. 22	West Virginia \$	H	L, 1-2

**1982 (16-2-2, 3-1-2 ACC)**

Sept. 5	Pittsburgh	H	W, 3-0
Sept. 7	VMI	A	W, 9-1
Sept. 12	Alabama A & M (10)	H	W, 4-0
Sept. 15	(3) VCU	H	W, 8-0
Sept. 19	(3) Wake Forest	A	W, 2-0
Sept. 22	(4) Lynchburg	H	W, 2-0
Sept. 25	(4) Maryland	H	W, 2-1
Sept. 29	(3) James Madison	A	W, 2-0
Oct. 3	(3) North Carolina (15)	A	T, 0-0 (ot)
Oct. 6	(4) Randolph-Macon	A	W, 1-0
Oct. 12	(4) Old Dominion	A	W, 2-1
Oct. 15	(4) Virginia Tech	H	W, 2-1
Oct. 20	(4) George Washington	H	W, 5-0
Oct. 24	(4) N.C. State	H	W, 2-1
Oct. 31	(4) Duke (2)	H	T, 2-2 (ot)
Nov. 5	(4) Clemson (6)	A	L, 0-1
Nov. 9	(8) Radford	H	W, 7-1
Nov. 12	(8) William & Mary @ N12	H	W, 1-0
Nov. 14	(8) George Mason (3) @	A	W, 3-2
Nov. 21	(5) George Mason (7) \$	H	L, 0-1

**1983 (16-5, 5-1 ACC)****ACC CHAMPIONS**

Sept. 1	(8) UNC Wilmington	H	W, 4-0
Sept. 4	(8) Long Island (4)	H	L, 1-3
Sept. 9	(8) California	N13	L, 0-3
Sept. 10	(8) San Francisco (3)	A13	L, 1-2
Sept. 14	(8) VMI	H	W, 7-0
Sept. 18	(8) Wake Forest	H	W, 3-1
Sept. 21	VCU	A	W, 5-0
Sept. 25	Maryland	A	W, 4-1
Sept. 29	(17) Averett	H	W, 3-0
Oct. 2	(17) North Carolina	H	W, 2-0
Oct. 5	(16) Randolph-Macon	H	W, 2-0
Oct. 11	(18) Old Dominion	H	W, 6-0
Oct. 14	(18) James Madison	A	W, 2-1
Oct. 19	(16) Virginia Tech	A	W, 6-0
Oct. 22	(16) N.C. State	A	W, 2-1
Oct. 30	(14) Duke (1)	A	L, 0-1
Nov. 4	(17) Clemson (3)	H	W, 2-1 (ot)
Nov. 8	(13) Radford	H	W, 5-0
Nov. 20	(10) William & Mary	\$H	W, 2-1
Nov. 27	(5) San Francisco (8)	\$ H	W, 3-2
Dec. 4	(3) Indiana (2)	\$ A	L, 1-3

**1984 (19-3-1, 6-0 ACC)****ACC CHAMPIONS**

Sept. 1	(6) Ohio State	H	W, 4-1
Sept. 4	(6) UNC Greensboro	H	W, 1-0 (ot)
Sept. 8	(6) Indiana (1)	A14	L, 0-1
Sept. 9	(6) UCLA (4)	N14	L, 1-2
Sept. 12	VMI	A	W, 10-0
Sept. 16	Wake Forest	A	W, 2-0
Sept. 19	(11) VCU	H	W, 8-1
Sept. 22	(11) Maryland	H	W, 8-1
Sept. 26	(8) Radford	A	W, 5-0
Sept. 30	(8) North Carolina (13)	A	W, 3-2
Oct. 2	(11) Longwood	H	W, 4-0
Oct. 5	(11) Old Dominion	A	W, 1-0 (ot)
Oct. 10	(11) Virginia Tech	H	W, 7-0
Oct. 14	(11) N.C. State (9)	H	W, 1-0
Oct. 17	(8) James Madison	H	W, 3-0
Oct. 21	(8) E. Dickinson (7)	A	T, 1-1 (ot)
Oct. 27	(8) Duke (17)	H	W, 4-2
Nov. 2	(5) Clemson	A	W, 2-0
Nov. 6	(4) Richmond	H	W, 6-0
Nov. 9	(4) Old Dominion @	H	W, 2-1
Nov. 11	(4) George Mason @	H	W, 2-0
Nov. 25	(3) American (18)	\$! H	W, 1-0
Dec. 2	(3) Clemson (9)	\$ H	L, 0-1

**1985 (15-4-1, 4-1-1 ACC)**

Sept. 1	(2) Notre Dame	H	W, 3-0
Sept. 6	(2) West Virginia	H15	W, 3-0
Sept. 7	(2) George Washington	H15	W, 4-1
Sept. 11	(2) VMI	H	W, 7-0
Sept. 15	(2) Wake Forest	H	W, 2-0
Sept. 18	(1) Cal Santa Barbara	H	W, 2-0
Sept. 22	(1) Maryland	A	W, 2-0
Sept. 29	(1) North Carolina	H	W, 3-1
Oct. 1	(1) Radford	H	W, 5-0
Oct. 4	(1) Tampa	A16	W, 1-0
Oct. 5	(1) South Florida	N16	W, 3-2
Oct. 9	(1) Virginia Tech	A	W, 3-0
Oct. 12	(1) N.C. State (8)	A	T, 2-2 (ot)
Oct. 16	(2) Old Dominion	H	L, 0-1
Oct. 20	(2) Fairleigh Dickinson	H	W, 2-1
Oct. 23	(3) James Madison	A	W, 4-0
Oct. 27	(3) Duke (16)	A	L, 0-1
Nov. 1	(7) Clemson (1)	H	W, 2-0
Nov. 9	(5) George Mason (17)	A	L, 2-3
Nov. 17	(10) Geo. Mason (14)	\$ H	L, 0-1

**1986 (17-2-2, 6-0 ACC)****ACC CHAMPIONS**

Aug. 31	(11) Davis & Elkins	H	W, 2-1
Sept. 5	(11) UNLV (12)	N14	L, 1-2
Sept. 6	(11) Indiana (8)	A14 T, 1-1 (ot)	
Sept. 10	(13) Old Dominion	A	T, 1-1 (ot)
Sept. 14	(13) Wake Forest	A	W, 3-1
Sept. 17	(11) Appalachian State	H	W, 3-1
Sept. 21	(11) Maryland (16)	H	W, 1-0
Sept. 24	(9) Radford	A	W, 1-0
Sept. 28	(9) North Carolina	A	W, 4-1
Oct. 3	(6) Richmond	H15	W, 3-0
Oct. 4	(6) Cornell	H15	W, 2-0
Oct. 7	(5) James Madison	H	W, 4-0
Oct. 12	(5) N.C. State (6)	H	W, 4-0
Oct. 17	(5) Princeton	N17	W, 2-0
Oct. 19	(5) Rutgers	A17	W, 4-1
Oct. 22	(3) Liberty	H	W, 2-0
Oct. 26	(3) Duke (5)	H	W, 4-0
Nov. 2	(3) Clemson	A	W, 1-0
Nov. 5	(2) Virginia Tech	H	W, 5-0
Nov. 9	(2) George Mason (20)	H	W, 3-0
Nov. 16	(2) Loyola, Md. (13)	\$ H	L, 0-1

**1987 (17-3-2, 5-0-1 ACC)**

Sept. 2	(6) Coastal Carolina	H	W, 3-2
Sept. 4	(6) Wake Forest	H15	W, 3-0
Sept. 5	(6) Adelphi	H15	W, 1-0
Sept. 8	(6) Old Dominion	H	W, 1-0
Sept. 11	(6) Oneonta State	A18	W, 1-0
Sept. 12	(6) Boston Univ. (19)	N18	W, 1-0
Sept. 16	(4) Catawba	H	W, 6-0
Sept. 20	(4) Maryland (20)	A	W, 1-0
Sept. 23	(2) Radford	H	W, 7-0
Sept. 27	(2) North Carolina (3)	H	W, 2-0
Sept. 30	(1) James Madison	A	W, 1-0
Oct. 4	(1) Long Island	H	W, 2-1
Oct. 7	(1) Richmond	A	W, 4-1
Oct. 11	(1) N.C. State (14)	A	W, 2-0
Oct. 16	(1) So. Methodist (19)	A19	L, 0-1
Oct. 18	(1) Saint Louis	N19 T, 1-1 (ot)	
Oct. 23	(3) Duke (4)	A	T, 0-0 (ot)
Oct. 27	(3) Liberty	H	W, 1-0
Nov. 1	(3) Clemson (10)	H	W, 1-0
Nov. 6	(3) North Carolina (13)	#N20	L, 0-3
Nov. 15	(3) George Mason (13)	\$H	W, 2-0
Nov. 22	(3) Loyola, Md. (12)	\$ A	L, 0-1

**1988 (18-1-3, 5-0-1 ACC)****ACC CHAMPIONS**

Sept. 2	(6) Illinois State	H15	W, 2-0
Sept. 4	(6) William & Mary	H15	W, 1-0
Sept. 9	(6) UCLA (18)	N21	W, 3-0
Sept. 10	(6) UNLV	A21 T, 2-2 (ot)	
Sept. 14	(2) VCU	H	W, 2-0
Sept. 18	(2) Maryland	H	W, 2-1
Sept. 21	(2) Radford	H	W, 3-0
Sept. 25	(2) Wake Forest (14)	A	T, 0-0 (ot)
Sept. 28	(2) James Madison	H	W, 2-0
Oct. 2	(2) North Carolina	A	W, 2-0
Oct. 5	(1) Richmond	H	W, 4-0
Oct. 9	(1) N.C. State (4)	H	W, 2-0
Oct. 12	(1) Towson State	H	W, 3-0
Oct. 15	(1) George Mason (12)	A	W, 3-0
Oct. 19	(1) UMBC	H	W, 3-2 (ot)
Oct. 22	(1) Duke (6)	H	W, 1-0
Oct. 25	(1) Liberty	A	W, 1-0 (ot)
Oct. 30	(1) Clemson (19)	A	W, 1-0
Nov. 4	(1) N.C. State (14) #	N22 T, 0-0 (ot)	
Nov. 6	(1) North Carolina #	N22	W, 2-1
Nov. 20	(1) Fairleigh Dickinson	\$ H	W, 1-0
Nov. 27	(1) Howard (6)	\$ H	L, 2-3 (ot)

**1989 (21-2-2, 5-0-1 ACC)****NCAA CO-CHAMPIONS**

Sept. 2	(1) Indiana (2)	A14	W, 1-0
Sept. 3	(1) Notre Dame	N14	W, 3-0
Sept. 5	(1) Longwood	H	W, 3-1
Sept. 8	(1) UNC Charlotte	H15	W, 2-0
Sept. 10	(1) Charleston	H15	W, 6-0
Sept. 13	(1) VCU	A	W, 10-0
Sept. 17	(1) Maryland	A	W, 4-1
Sept. 20	(1) Pennsylvania	H	W, 2-0
Sept. 24	(1) Wake Forest (13)	H	W, 1-0
Sept. 27	(1) James Madison	A	W, 2-1 (ot)
Oct. 1	(1) North Carolina (11)	H	W, 3-0
Oct. 4	(1) Richmond	A	L, 0-1
Oct. 8	(1) N.C. State	A	W, 4-0
Oct. 11	(1) Towson State	H	W, 2-0
Oct. 14	(1) San Francisco	N23	W, 1-0
Oct. 15	(1) Stanford	A23 W, 2-1 (ot)	
Oct. 18	(1) George Mason	H	W, 1-0
Oct. 21	(1) Duke (16)	A	T, 2-2 (ot)
Oct. 25	(1) Virginia Tech	H	W, 3-1 (ot)
Oct. 29	(1) Clemson (18)	H	W, 4-2 (ot)
Nov. 3	(1) Duke (14) #	A	L, 0-1
Nov. 19	(2) Phila. Textile (13)	\$ H	W, 4-1
Nov. 26	(2) South Carolina (4)	\$ H	W, 1-0 (ot)
Dec. 2	(2) Rutgers (7)	\$ A	W, 3-0
Dec. 3	(2) Santa Clara (1)	\$ N24 T, 1-1 (ot)	

**1990 (12-6-6, 3-2-1 ACC)**

Aug. 28	(2) Radford	H	W, 3-1
Aug. 31	(2) Army	H15	W, 4-0
Sept. 2	(2) South Carolina (5)	H15 T, 1-1 (ot)	
Sept. 7	(3) Saint Louis (16)	N14 T, 1-1 (ot)	
Sept. 8	(3) Indiana (18)	A14	L, 1-2
Sept. 12	(7) VCU	H	W, 8-0
Sept. 16	(7) Maryland	H	L, 0-1
Sept. 23	(15) Wake Forest	A	W, 1-0
Sept. 26	(13) James Madison	H	W, 2-0
Sept. 30	(13) North Carolina (7)	A	W, 2-0
Oct. 3	(9) Richmond	H	T, 0-0 (ot)
Oct. 6	(9) N.C. State (3)	H	W, 3-2 (ot)
Oct. 13	(6) Rutgers (11)	A17	W, 1-0
Oct. 14	(6) Princeton	N17	L, 1-2
Oct. 17	(7) George Mason (18)	A	T, 1-1 (ot)
Oct. 21	(7) Duke (17)	H	L, 0-2 (ot)
Oct. 24	(15) Virginia Tech	A	W, 4-0
Oct. 28	(15) Clemson (1)	A	T, 1-1 (ot)
Nov. 1	(14) # Carolina (11) #	N20	W, 3-0
Nov. 2	(14) Wake Forest #!	N20 T, 0-0 (ot)	
Nov. 3	(14) N.C. State (13) #	N20	L, 1-2
Nov. 11	(8) Richmond \$	H	W, 1-0
Nov. 18	(8) North Carolina (13)	\$H	W, 3-1
Nov. 25	(8) N.C. State (2) \$ &	A	L, 1-2 (ot)

**1991 (19-1-2, 5-1 ACC)****NCAA CHAMPIONS****ACC CHAMPIONS**

Sept. 7	(3) Creighton	H15	T, 3-3 (ot)
Sept. 8	(3) Rutgers	H15	W, 2-1 (ot)
Sept. 15	(3) Maryland	A	W, 3-0
Sept. 18	(1) Virginia Tech	H	W, 3-1
Sept. 22	(1) Wake Forest (14)	H	L, 0-2
Sept. 25	(6) James Madison	A	W, 2-0
Sept. 29	(6) North Carolina (4)	H	W, 1-0
Oct. 5	(4) N.C. State (8)	A	W, 4-3
Oct. 9	(4) William & Mary (20)	H	W, 2-1
Oct. 12	(4) American	A	W, 2-0
Oct. 15	(3) Richmond	A	W, 3-2
Oct. 20	(3) Duke (10)	A	W, 5-2 (ot)
Oct. 23	(1) Liberty	H	W, 4-0
Oct. 27	(1) Clemson (18)	H	W, 2-1
Oct. 30	(1) Mount St. Mary's	H	W, 6-0
Nov. 3	(1) George Mason	H	W, 2-1
Nov. 8	(1) North Carolina (13) #A	W, 1-0	
Nov. 10	(1) Wake Forest (8) #	N25	W, 3-1
Nov. 24	(1) Hartford \$	H	W, 2-1 (ot)
Dec. 1	(1) Yale \$	H	W, 2-0
Dec. 6	(1) Saint Louis (3) \$	N26 W, 3-2 (ot)	
Dec. 8	(1) Santa Clara (2) \$!	N26 T, 0-0 (ot)	

**1992 (21-2-1, 5-1 ACC)****NCAA CHAMPIONS****ACC CHAMPIONS**

Sept. 5	(1) Penn State	H15	W, 4-0
Sept. 7	(1) Seton Hall (15)	H15	W, 4-1
Sept. 9	(1) UMBC	H	W, 2-0
Sept. 13	(1) Maryland	H	W, 5-1
Sept. 16	(1) Virginia Tech	A	W, 3-0
Sept. 20	(1) Wake Forest (16)	A	W, 3-2 (ot)
Sept. 23	(1) James Madison (8)	H	W, 3-0
Sept. 27	(1) North Carolina	A	W, 6-3
Sept. 30	(1) Richmond	H	W, 4-1
Oct. 4	(1) N.C. State (10)	H	W, 3-2 (ot)
Oct. 7	(1) Towson State	H	W, 3-0
Oct. 11	(1) Clemson (4)	A	W, 3-2 (ot)
Oct. 16	(1) Pennsylvania	H27	W, 3-0
Oct. 18	(1) Princeton	H27	W, 2-0
Oct. 21	(1) William & Mary (16)	A	T, 0-0 (ot)
Oct. 25	(1) Duke (2)	H	L, 1-2
Oct. 28	(2) Liberty	H	W, 3-1
Oct. 31	(2) George Mason	A	L, 0-2
Nov. 6	(4) North Carolina #	A	W, 2-0
Nov. 8	(4) Clemson #	N25	W, 4-2
Nov. 22	(1) Penn State \$	H	W, 4-1
Nov. 29	(1) Dartmouth \$	H	W, 3-0
Dec. 4	(1) Duke (3) \$	N28	W, 3-0
Dec. 6	(1) San Diego (16) \$	N28	W, 2-0

**1993 (22-3, 4-2 ACC)****NCAA CHAMPIONS****ACC CHAMPIONS**

Sept. 4	(1) Florida Int'l	H15 W, 3-1 (ot)	
Sept. 5	(1) Connecticut	H15	W, 5-1
Sept. 8	(1) American	H	W, 4-1
Sept. 12	(1) Maryland	A	W, 1-0
Sept. 15	(1) Virginia Tech	H	W, 6-1
Sept. 19	(1) Wake Forest (10)	H	W, 1-0
Sept. 22	(1) Georgetown	H	W, 4-1
Sept. 26	(1) North Carolina (19)	H	W, 3-2
Sept. 29	(1) Richmond	A	W, 2-0
Oct. 3	(1) N.C. State	A	W, 3-1
Oct. 6	(1) West Virginia	H	W, 5-0
Oct. 10	(1) Clemson (14)	H	L, 1-2
Oct. 15	(3) Cornell	H27	W, 4-0
Oct. 17	(3) Brown	H27	L, 0-2
Oct. 20	(7) Radford	H	W, 2-0
Oct. 24	(7) Duke (6)	A	L, 0-1
Oct. 30	(8) George Mason	H	W, 3-1
Nov. 4	(7) Wake Forest #	N25	W, 4-0
Nov. 5	(7) Duke (3) #	N25	W, 1-0
Nov. 7	(7) Clemson (6) #	N25	W, 2-1
Nov. 14	(3) William & Mary \$	H	W, 2-1
Nov. 21	(3) Loyola, Md. (16)	\$ H	W, 2-1
Nov. 28	(3) Wisconsin (19)	\$ H	W, 3-0
Dec. 3	(3) Princeton (17)	\$ N28	W, 3-1
Dec. 5	(3) South Carolina (13)	\$ N28	W, 2-0

**1994 (22-3-1, 4-2 ACC)****NCAA CHAMPIONS****ACC CHAMPIONS**

Sept. 3	(1) Boston University	H15	L, 2-3
Sept. 4	(1) St. John's (11)	H15	W, 2-0
Sept. 7	(1) American	A	W, 4-1
Sept. 11	(1) Maryland	H	W, 4-2
Sept. 14	(1) Virginia Tech	A	W, 8-2
Sept. 18	(1) Wake Forest	A	W, 3-2
Sept. 21	(1) George Washington	H	W, 7-0
Sept. 25	(1) North Carolina (7)	A	L, 1-5
Sept. 28	(6) Richmond	H	W, 6-2
Oct. 2	(6) N.C. State (15)	H	W, 2-1



Nov. 11	(4) Clemson #1	A	T, 2-2 (ot)
Nov. 13	(4) Duke (7) #	N22	W, 1-0
Nov. 20	(4) UNC Greensboro	\$H	W, 3-0
Nov. 27	(4) Maryland \$	H	W, 2-1
Dec. 4	(4) James Madison (10)	\$H	W, 4-1
Dec. 9	(4) Rutgers \$	N28	W, 2-1
Dec. 11	(4) Indiana (1) \$	N28	W, 1-0

**1995 (21-1-2, 4-0-2 ACC)  
ACC CHAMPIONS**

Sept. 3	(1) UNLV	H15	W, 3-0
Sept. 4	(1) Boston College	H15	W, 3-2
Sept. 10	(1) Maryland (5)	A	T, 2-2 (ot)
Sept. 13	(1) Virginia Tech	H	W, 7-1
Sept. 17	(1) Wake Forest	H	W, 4-1
Sept. 20	(1) Liberty	H	W, 2-1
Sept. 24	(1) North Carolina (6)	H	W, 7-1
Sept. 27	(1) Richmond	A	W, 2-1
Oct. 1	(1) N.C. State	A	W, 4-0
Oct. 6	(1) San Francisco	A	W, 4-1
Oct. 8	(1) St. Mary's, Calif.	A	W, 3-2 (ot)
Oct. 11	(1) Navy	H	W, 7-5
Oct. 15	(1) Clemson (4)	H	W, 2-1 (ot)
Oct. 18	(1) UMBC	H	W, 3-0
Oct. 22	(1) Duke (9)	A	T, 3-3 (ot)
Oct. 25	(1) Robert Morris	H	W, 3-0
Oct. 29	(1) American	H	W, 5-1
Nov. 4	(1) George Mason	H	W, 2-1
Nov. 10	(1) Duke (11) #	A	W, 4-1
Nov. 12	(1) Clemson (6) #	N20	W, 1-0
Nov. 19	(1) Rhode Island (10)	\$H	W, 2-1
Nov. 26	(1) Hartwick \$	H	W, 4-0
Dec. 3	(1) Brown (18) \$	H	W, 4-1
Dec. 8	(1) Duke (11) \$	N29	L, 2-3

**1996 (16-3-3, 4-0-2 ACC)**

Aug. 31	(1) Old Dominion	H	W, 4-0
Sept. 6	(1) Cal St. Fullerton (17)	H15	T, 2-2 (ot)
Sept. 8	(1) Saint Louis (5)	H15	W, 2-1 (ot)
Sept. 11	(2) VMI	H	W, 7-0
Sept. 15	(2) Maryland	H	T, 1-1 (ot)
Sept. 18	(3) Virginia Tech	A	W, 3-0
Sept. 22	(3) Wake Forest	A	W, 2-0
Sept. 25	(2) Richmond	H	W, 3-0
Sept. 29	(2) North Carolina	A	T, 3-3 (ot)
Oct. 2	(1) Liberty	H	W, 2-1
Oct. 6	(1) N.C. State	H	W, 5-0
Oct. 11	(1) Cornell (19)	H30	W, 5-0
Oct. 13	(1) Princeton	H30	W, 3-0
Oct. 16	(1) Marshall	H	W, 3-1
Oct. 20	(1) Clemson	A	W, 3-2 (ot)
Oct. 26	(1) Duke (9)	H	W, 6-1
Oct. 30	(1) Georgetown	H	W, 6-0
Nov. 2	(1) VCU	H	W, 2-0
Nov. 9	(1) George Mason	A	L, 0-3
Nov. 15	(1) Duke #	H	W, 3-2 (ot)
Nov. 17	(1) Maryland #	H	L, 0-2
Nov. 24	(3) George Mason (15)	\$H	L, 0-1

**1997 (19-4-3, 3-1-2 ACC)**

**ACC CHAMPIONS**

Aug. 30	(4) American	A	L, 1-3
Sept. 5	(15) Akron	H15	W, 5-1
Sept. 7	(15) Fla. International (3)	H15	T, 1-1 (ot)
Sept. 10	(11) Central Connecticut	H	W, 4-0
Sept. 13	(11) Maryland (2)	A	T, 0-0 (ot)
Sept. 17	(8) Virginia Tech (14)	H	W, 3-1
Sept. 21	(8) Wake Forest	H	W, 3-1
Sept. 24	(6) VCU (18)	H	W, 2-1
Sept. 28	(6) North Carolina	H	W, 2-1 (ot)
Oct. 1	(4) Liberty	H	W, 5-2
Oct. 5	(4) N.C. State (6)	A	L, 1-2 (ot)
Oct. 8	(11) Georgetown	A	W, 1-0
Oct. 11	(11) Seton Hall	A	W, 3-2
Oct. 19	(6) Clemson (20)	H	T, 1-1 (ot)
Oct. 25	(6) Duke (3)	A	W, 2-0
Oct. 29	(4) Mount St. Mary's	H	W, 3-0
Nov. 1	(4) Old Dominion	A	L, 0-1
Nov. 7	(8) George Mason	H	W, 3-1
Nov. 13	(8) North Carolina #	N31	W, 4-0
Nov. 14	(8) Wake Forest #	N31	W, 2-1
Nov. 16	(8) Maryland (11) #	N31	W, 2-0
Nov. 23	(6) Howard \$	H	W, 3-0
Nov. 30	(6) Georgetown \$	H	W, 5-1
Dec. 6	(6) American (8) \$	H	W, 2-1 (ot)
Dec. 12	(6) Saint Louis (12) \$	N29	W, 3-1
Dec. 14	(6) UCLA (2) \$	N29	L, 0-2

**1998 (16-4-3, 4-1-1 ACC)**

Sept. 4	(4) San Diego	N32	W, 1-0
Sept. 6	(4) Cal State Fullerton	N32	T, 1-1 (ot)
Sept. 9	(7) Lehigh	H	W, 2-1 (ot)
Sept. 12	(7) Maryland (17)	H	W, 4-1
Sept. 16	(6) Virginia Tech	A	W, 3-0
Sept. 19	(6) Wake Forest	A	T, 2-2 (ot)
Sept. 23	(6) Marshall	H	W, 4-0
Sept. 27	(6) North Carolina	A	W, 2-0
Sept. 30	(6) Buffalo	H	W, 5-1
Oct. 3	(6) N.C. State	H	W, 4-0
Oct. 9	(5) American	H15	L, 1-2
Oct. 11	(5) Adelphi	H15	W, 3-0
Oct. 18	(10) Clemson (4)	A	L, 0-2
Oct. 25	(11) Duke (3)	H	W, 3-2
Oct. 28	(5) Fairleigh Dickinson	H	W, 2-1 (ot)
Oct. 31	(5) VCU (20)	H	W, 3-2
Nov. 3	(4) William & Mary	N33	T, 0-0 (ot)
Nov. 7	(4) Ohio State	H	W, 1-0
Nov. 12	(5) N.C. State #	N34	W, 4-0 (ot)
Nov. 13	(5) Duke (4) #	N34	L, 1-3 (ot)
Nov. 22	(5) Rider \$	H	W, 3-0
Nov. 29	(5) South Carolina (6)	\$H	W, 1-0
Dec. 6	(5) Stanford (9) \$	H	L, 0-3

**1999 (14-9-1, 1-4-1 ACC)**

Sept. 3	(6) Seton Hall	N36	W, 4-3 (ot)
Sept. 5	(6) Gonzaga	N36	L, 2-3
Sept. 8	(17) Appalachian State	H	W, 8-1
Sept. 12	(17) Maryland (4)	A	L, 0-1
Sept. 15	(17) Mount St. Mary's	H	W, 3-0
Sept. 19	(17) Wake Forest	H	T, 1-1
Sept. 22	(17) Virginia Tech	H	W, 2-1
Sept. 25	(17) North Carolina (18)	H	W, 2-1
Sept. 29	(13) American	H	W, 2-0
Oct. 3	(13) N.C. State	A	L, 1-2
Oct. 6	William & Mary	H	L, 0-1
Oct. 9	VCU (7)	A	W, 2-0
Oct. 16	(18) Clemson	H	L, 1-2
Oct. 20	Marshall	H	W, 3-0
Oct. 24	Duke (7)	A	L, 0-3
Oct. 29	Cal-State Fullerton	N35	W, 2-1
Oct. 31	UCLA (2)	N35	L, 0-2
Nov. 5	Ohio State	H	W, 1-0
Nov. 11	Wake Forest (5) #	N34	W, 2-0
Nov. 12	Wake Forest (9) #	N34	W, 2-1
Nov. 14	Duke (2) #	N34	L, 1-2 (ot)
Nov. 21	Princeton \$	H	W, 2-1 (ot)
Nov. 28	Brown (17) \$	H	W, 3-1
Dec. 4	UCLA (4) \$	H	L, 0-2

**2000 (17-6-1, 5-1-0 ACC)**

Sept. 1	(3) South Florida	N36	W, 3-2
Sept. 3	(3) Jacksonville	N36	W, 7-1
Sept. 8	(1) South Carolina	N37	L, 1-2
Sept. 10	(1) Indiana	N37	L, 1-2
Sept. 13	(11) Northeastern	H	W, 4-1
Sept. 16	(11) Wake Forest (5)	A	W, 2-0
Sept. 20	(8) VCU	H	W, 1-0 (ot)
Sept. 24	(8) North Carolina (10)	A	W, 3-1
Sept. 27	(7) William & Mary	N33	L, 2-3 (ot)
Oct. 1	(7) N.C. State	H	W, 6-1
Oct. 4	(13) James Madison (17)	H	W, 3-2 (ot)
Oct. 6	(13) Fairfield	H	T, 2-2 (ot)
Oct. 15	(15) Clemson (9)	A	W, 3-2
Oct. 18	(10) Elon	H	W, 3-1
Oct. 21	(10) Duke	H	L, 2-3
Oct. 25	(12) American	H	W, 4-1
Oct. 29	(12) Providence	H	W, 2-0
Nov. 3	(10) Maryland	H	W, 2-0
Nov. 9	(9) N.C. State #	N34	W, 1-0
Nov. 10	(9) Duke (6) #	N34	W, 3-0
Nov. 12	(9) North Carolina (2) #	N34	L, 0-1 (ot)
Nov. 19	(6) Lehigh \$	H	W, 5-0
Nov. 26	(6) St. John's (16) \$	H	W, 2-1
Dec. 2	(6) Creighton (7) \$	H	L, 0-3

**2001 (17-2-1, 6-0-0 ACC)**

Aug. 31	(3) Liberty	N36	W, 2-1
Sept. 2	(3) UCLA (7)	N36	T, 2-2 (ot)
Sept. 7	(3) American	N37	W, 4-2
Sept. 9	(3) Creighton (11)	N37	W, 3-2
Sept. 17	(2) Wake Forest	H	W, 1-0
Sept. 22	(2) North Carolina (13)	H	W, 2-0
Sept. 26	(2) William & Mary	H	W, 1-0
Sept. 30	(2) N.C. State	A	W, 2-0
Oct. 2	(2) Temple	H	W, 4-0
Oct. 6	(2) VCU	A	W, 1-0
Oct. 13	(2) Clemson (11)	H	W, 2-0
Oct. 17	(2) Mercer	H	W, 2-1
Oct. 20	(2) Duke	A	W, 1-0 (ot)
Oct. 24	(2) East Carolina	H	W, 2-0
Oct. 30	(2) UNC-Greensboro	H	W, 7-1
Nov. 4	(2) Maryland	A	W, 3-0
Nov. 9	(2) James Madison	H	W, 2-1
Nov. 16	(2) Wake Forest (9) #	N22	W, 1-0 (ot)
Nov. 18	(2) Clemson (8) #	N22	L, 0-1
Nov. 25	(2) Seton Hall \$	H	L, 0-1

**2002 (15-7-0, 3-3-0 ACC)**

Aug. 30	(2) Kentucky (25)	N36	W, 3-2
Sept. 1	(2) Rhode Island	N36	W, 2-1
Sept. 2	(1) VCU	N37	W, 4-1
Sept. 8	(1) Penn State	N37	L, 2-4
Sept. 14	(6) Wake Forest (13)	A	L, 1-2
Sept. 21	(9) North Carolina (16)	A	L, 1-2
Sept. 25	(18) William & Mary	N38	L, 0-1
Sept. 28	(18) N.C. State	H	W, 4-0
Oct. 2	Marshall	H	W, 3-0
Oct. 4	Hartwick	H	W, 5-0
Oct. 13	Clemson (4)	A	L, 2-3 (ot)
Oct. 16	Liberty	H	W, 5-2
Oct. 20	Duke (18)	H	W, 3-1
Oct. 23	(21) Old Dominion	H	W, 3-2
Oct. 26	(21) American	H	W, 2-1
Nov. 1	(20) Maryland (5)	H	W, 1-0
Nov. 5	(11) Pittsburgh	H	W, 2-0
Nov. 8	(11) Temple	H	W, 6-0
Nov. 14	(11) Duke #	N39	W, 4-1
Nov. 15	(11) Wake Forest (1) #	N39	W, 1-0
Nov. 17	(11) Maryland (10) #	N39	L, 0-3
Nov. 27	(9) William & Mary \$ & H	L	1-1 (ot)

**1997 Virginia Men's Soccer Team**



**2003 (11-10-2, 3-3-0 ACC)****ACC CHAMPIONS**

Aug. 29	(19) Seton Hall	N36	L, 0-1
Aug. 31	(19) Saint Louis (13)	N36	L, 2-3 (ot)
Sept. 5	American	N37	W, 1-0
Sept. 7	UCLA (1)	N37	L, 0-4
Sept. 13	Wake Forest (3)	H	W, 2-1
Sept. 17	(17) Mount St. Mary's	H	W, 1-0
Sept. 21	(17) North Carolina (4)	H	W, 1-0
Sept. 24	(7) William & Mary	H	L, 2-3 (ot)
Sept. 28	N.C. State	A	L, 0-1
Oct. 4	Alabama A&M	H	W, 4-1
Oct. 11	Clemson	H	W, 3-2
Oct. 15	(25) West Virginia	H	W, 2-1
Oct. 17	(24) Duke	A	L, 1-3
Oct. 24	Liberty	H	W, 2-1
Oct. 28	UNC-Greensboro	A	L, 0-1
Oct. 31	Maryland (3)	A	L, 0-1
Nov. 7	VCU (12)	H	L, 1-2
Nov. 12	Clemson #1	N39	T, 0-0 (ot)
Nov. 14	Wake Forest (3) #	N39	W, 1-0
Nov. 16	Maryland (2) #1	N39	T, 1-1 (ot)
Nov. 21	(22) Seton Hall \$	H	W, 2-0
Nov. 26	(22) Wake Forest (4) \$	A	W, 2-0
Nov. 30	(22) Creighton \$	H	L, 1-3

**2004 (18-5-1, 4-3-0 ACC)****ACC CHAMPIONS**

Sept. 3	(11) Marshall	N36	W, 3-0
Sept. 5	(11) Long Island	N36	W, 2-0
Sept. 10	(11) Cincinnati	N40	W, 1-0
Sept. 12	(11) Saint Louis (8)	N40	L, 1-2
Sept. 17	(20) Wake Forest (2)	A	W, 2-1
Sept. 21	(12) Manhattan	H	W, 4-1
Sept. 26	(12) North Carolina	A	L, 1-2
Sept. 29	(22) UMBC	H	W, 3-1
Oct. 2	(22) N.C. State	H	W, 2-1
Oct. 6	(17) Liberty	H	W, 3-0
Oct. 9	(17) Davidson	H	W, 4-1
Oct. 12	(15) Saint Francis (N.Y.)	H	W, 3-1
Oct. 17	(15) Clemson	A	W, 2-0
Oct. 20	(8) Longwood	H	W, 1-0 (ot)
Oct. 23	(8) Duke (13)	H	W, 3-2 (ot)
Oct. 27	(7) Old Dominion (24)	H	W, 4-1
Oct. 30	(7) Virginia Tech	A	L, 1-2
Nov. 5	(9) Maryland (12)	H	L, 1-2
Nov. 10	(11) Duke (14) #	N39	W, 3-1
Nov. 12	(11) Wake Forest (8) #	N39	W, 2-1
Nov. 14	(11) Maryland (5) #	N39	W, 2-1
Nov. 24	(4) American \$	H	W, 2-1
Nov. 27	(4) New Mexico (1) \$ !	H	T, 1-1 (ot)
Dec. 4	(4) Duke (17) \$	H	L, 0-3

**2005 (12-5-3, 6-2-0 ACC)**

Sept. 2	(11) UC Riverside	N41	W, 2-0
Sept. 4	(11) UC Santa Barbara(9)	A	T, 0-0 (ot)
Sept. 10	(11) Charlotte	H	W, 2-0
Sept. 14	(11) Longwood	H	W, 4-0
Sept. 17	(20) NC State	H	W, 2-0
Sept. 21	(12) Old Dominion(18)	A	L, 0-3
Sept. 24	(12) Boston College	A	W, 4-3
Sept. 28	(22) Mount St. Mary's	H	W, 4-0
Oct. 1	(22) North Carolina(2)	H	W, 2-0
Oct. 5	(17) Monmouth	H	T, 2-2 (ot)
Oct. 7	(17) Clemson	A	W, 1-0 (2ot)
Oct. 12	(15) Saint Francis (NY)	H	W, 2-1
Oct. 16	(15) Duke(10)	H	W, 1-0
Oct. 19	(8) Maryland (8)	A	L, 0-3
Oct. 22	(8) Liberty	H	W, 2-0
Oct. 29	(7) Virginia Tech(12)	H	L, 1-2 (ot)
Nov. 4	(9) Wake Forest	A	W, 2-1 (ot)
Nov. 9	(11) Clemson #	N39	L, 1-4
Nov. 22	(11) South Florida \$	H	T, 4-4 (ot)
Nov. 27	(11) N. Carolina (2) \$	A	L, 1-2

**2006 (12-5-3, 6-2-0 ACC)**

Aug. 25	(3) Davidson	H36	W, 2-0
Aug. 27	(3) UC Santa Barbara (21)	H36	W, 1-0
Sept. 2	(3) George Mason	H	W, 2-0
Sept. 4	(3) UCLA (10)	H	W, 1-0
Sept. 9	(3) NC State	A	W, 2-1
Sept. 12	(2) St. Francis (Pa.)	H	W, 2-1 (ot)
Sept. 15	(2) Boston College	H	W, 3-2 (ot)
Sept. 19	(2) West Virginia (8)	H	W, 2-1 (ot)
Sept. 22	(1) North Carolina (8)	A	L, 1-2
Sept. 27	(5) American	H	W, 2-1
Sept. 30	(5) Clemson (2)	H	W, 1-0
Oct. 3	(3) Liberty	H	W, 1-0
Oct. 6	(3) Duke (6)	A	L, 1-2
Oct. 11	(4) Maryland (2)	H	W, 3-0
Oct. 20	(2) Virginia Tech (19)	A	W, 3-1
Oct. 27	(2) Wake Forest (3)	H	L, 1-2
Nov. 1	(3) Clemson (6) #	N42	W, 2-0
Nov. 3	(3) Wake Forest (2) # &	N42	T, 1-1 (3ot)
Nov. 15	(3) Bucknell \$	H	W, 4-0
Nov. 18	(3) California (11) \$	H	W, 2-1
Nov. 24	(3) Notre Dame (12) \$	H	W, 3-2
Dec. 2	(3) UCLA (22) \$	N43	L, 0-4

**2007 (12-8-2, 1-5-2 ACC)**

Aug. 31	(5) Columbia	H	W, 5-0
Sept. 2	(5) Richmond	H	W, 2-0
Sept. 7	(3) SMU (9)	A19	L, 1-5
Sept. 9	(3) Tulsa	N19	W, 2-0
Sept. 16	(6) St. John's	H	W, 1-0 (ot)
Sept. 19	(3) Campbell	H	W, 2-1
Sept. 22	(3) NC State	A	T, 2-2 (2ot)
Sept. 25	(4) Mount St. Mary's	H	W, 3-0
Sept. 28	(4) Virginia Tech (16)	H	T, 1-1 (2ot)
Oct. 6	(4) North Carolina	H	W, 2-1
Oct. 12	(4) Clemson	A	L, 1-2
Oct. 16	(7) Florida Atlantic	H	W, 4-2
Oct. 20	(7) Boston College (9)	H	L, 1-2
Oct. 23	(10) Liberty	H	W, 3-0
Oct. 26	(13) Duke (23)	H	L, 1-2
Oct. 30	(14) Mercer	H	W, 4-0
Nov. 3	(14) Maryland (25)	A	L, 1-4
Nov. 9	(21) Wake Forest (2)	A	L, 1-3
Nov. 13	(25) NC State #	N39	W, 4-1
Nov. 14	(25) Boston College (6) #	N39	L, 0-1
Nov. 23	(25) St. Peter's \$	H	W, 3-1
Nov. 28	(25) West Virginia (18) \$	A	L, 0-1

**2008 (11-9-1, 4-4-0 ACC)**

Aug. 29	(18) St. John's	H	L, 0-1
Aug. 31	(18) SMU (14)	H	L, 1-3
Sept. 5	George Mason	A	W, 3-2 (2ot)
Sept. 7	Hofstra	H	W, 4-2
Sept. 13	VCU	A	L, 1-3
Sept. 19	NC State	H	W, 5-0
Sept. 23	CCSU	H	W, 4-0
Sept. 26	Virginia Tech	A	W, 2-1
Oct. 3	North Carolina (12)	A	W, 1-0
Oct. 7	(18) Liberty	H	W, 3-0
Oct. 10	(18) Clemson	H	W, 1-0
Oct. 17	(14) Boston College	A	L, 0-1
Oct. 21	(19) Longwood	H	T, 2-2 (2ot)
Oct. 25	(19) Duke	A	L, 0-1 (ot)
Oct. 28	American	H	W, 4-2
Oct. 31	Maryland (4)	H	L, 1-2
Nov. 7	Wake Forest (1)	H	L, 0-2
Nov. 12	Duke (23) #	N39	W, 4-2
Nov. 14	Wake Forest (1) #	N39	W, 3-2
Nov. 16	Maryland (4) #	N39	L, 0-1
Nov. 25	(19) Connecticut (22) \$	H	L, 0-2

**2009 (19-3-3, 4-3-1 ACC)****NCAA CHAMPIONS****ACC CHAMPIONS**

Sept. 4	(22) Portland	A	W, 3-0
Sept. 6	(22) Washington	N44	W, 2-1 (ot)
Sept. 11	(16) Duke (19)	H	L, 0-1 (2ot)
Sept. 15	(20) Mount St. Mary's	H	W, 1-0
Sept. 18	(20) Wake Forest (2)	A	W, 1-0
Sept. 22	(11) George Washington	H	W, 2-1 (ot)
Sept. 26	(11) Clemson	H	L, 0-1
Sept. 29	(12) VCU	H	W, 1-0 (2ot)
Oct. 2	(12) North Carolina (5)	A	L, 0-1 (2ot)
Oct. 7	(13) Longwood	H	W, 2-0
Oct. 13	(11) Liberty	H	T, 1-1 (2ot)
Oct. 17	(11) Virginia Tech	A	W, 3-1
Oct. 20	(12) Howard	H	W, 2-0
Oct. 25	(12) Boston College	H	W, 2-0
Oct. 31	(10) Maryland (6)	A	T, 0-0 (2ot)
Nov. 3	(7) American	H	W, 3-0
Nov. 7	(7) NC State (18)	H	W, 1-0
Nov. 11	(6) Maryland (5) #	N39	W, 1-0
Nov. 13	(6) Wake Forest (3) #1	N39	T, 0-0 (2ot)
Nov. 15	(6) NC State (20) #	N39	W, 1-0
Nov. 22	(2) Bucknell \$	H	W, 5-0
Nov. 29	(2) Portland \$	H	W, 1-0
Dec. 4	(2) Maryland (13) \$	H	W, 3-0
Dec. 11	(2) Wake Forest (3) \$	N39	W, 2-1 (ot)
Dec. 13	(2) Akron (1) \$!	N39	W, 0-0

**2010 (11-6-3, 2-4-2 ACC)**

Sept. 3	(2) UAB	H	W, 2-1
Sept. 5	(2) St. John's (17)	H	W, 5-0
Sept. 11	(2) Duke (7)	A	T, 2-2 (2ot)
Sept. 14	(2) Marist	H	W, 2-0
Sept. 18	(2) Wake Forest (12)	H	L, 0-1
Sept. 21	(5) American	H	W, 2-0
Sept. 25	(5) Clemson	A	W, 1-0
Sept. 28	(3) Longwood	H	W, 2-0
Oct. 1	(3) North Carolina (2)	H	L, 0-1
Oct. 5	(4) Liberty	H	W, 2-1
Oct. 9	(4) Alabama A&M	H	W, 10-0
Oct. 12	(3) James Madison	H	T, 0-0 (2ot)
Oct. 15	(3) Virginia Tech	H	W, 2-1 (ot)
Oct. 22	(3) Boston College (15)	A	T, 1-1 (2ot)
Oct. 29	(5) Maryland (3)	H	L, 0-2
Nov. 2	(10) Campbell	H	W, 4-1
Nov. 6	(10) NC State	A	L, 0-2
Nov. 10	(13) Wake Forest #	N39	W, 1-0
Nov. 12	(13) Maryland (3) #	N39	L, 0-2
Nov. 18	(18) Old Dominion \$	H	L, 0-1

**2011 (12-8-1, 4-3-1 ACC)**

Aug. 26	(17) West Virginia (11)	N42	L, 0-1
Aug. 29	Richmond (11)	H	W, 7-1
Sept. 2	Cincinnati (16)	N44	W, 1-0
Sept. 4	Wisconsin (16)	N44	W, 4-2
Sept. 9	(25) Duke (12)	A	W, 1-0
Sept. 13	Liberty (10)	H	L, 0-2
Sept. 16	(19) Charlotte (10)	H	L, 1-2 (ot)
Sept. 20	Radford	H	W, 4-3
Sept. 23	North Carolina (4)	H	L, 0-3
Sept. 30	Clemson	A	W, 2-0
Oct. 7	(2) Maryland (23)	H	W, 2-1
Oct. 11	Navy (18)	H	W, 2-0
Oct. 14	Wake Forest (18)	A	L, 3-4
Oct. 18	Howard (21)	H	W, 2-0
Oct. 21	Virginia Tech (21)	A	T, 0-0
Oct. 25	American (25)	H	W, 2-0
Oct. 29	(13) Boston College (25)	H	L, 1-2
Nov. 3	NC State	H	W, 4-1
Nov. 8	Wake Forest (24) #	H	W, 4-3 (2ot)
Nov. 11	(2) North Carolina (24) #	N39	L, 0-1 (ot)
Nov. 17	(23) Delaware (22) \$	H	L, 0-1 (2ot)

**2012 (10-7-4, 3-4-1 ACC)**

Aug. 24	Georgetown	N42	L, 1-2 (ot)
Aug. 31	California (22)	H	W, 2-1
Sept. 2	UCLA (11)	H	L, 0-1 (ot)
Sept. 7	Duke	H	W, 1-0
Sept. 11	Mount St. Mary's	H	W, 6-1
Sept. 14	Xavier (19)	H	T, 1-1 (2ot)
Sept. 18	Drexel	H	W, 2-0
Sept. 21	North Carolina (8)	A	L, 0-1
Sept. 25	VCU	A	W, 1-0 (2ot)
Sept. 28	Clemson	H	L, 0-2
Oct. 5	Maryland (1)	A	L, 0-1
Oct. 9	High Point (23)	H	W, 2-1
Oct. 12	Wake Forest (15)	H	L, 1-4
Oct. 16	Wright State	H	W, 3-2
Oct. 19	Virginia Tech	H	W, 3-2 (ot)
Oct. 26	Boston College (22)	A	T, 0-0 (2ot)
Nov. 1	NC State	A	W, 2-1 (2ot)
Nov. 6	Wake Forest (13) #	A	T, 2-2 (2ot)
Nov. 9	North Carolina (3) #	N42	T, 0-0 (2ot)
Nov. 15	Lafayette \$	H	W, 1-0
Nov. 18	New Mexico (9) \$	A	L, 1-3

**Legend**

- 1 — at Salem, Va.
- 2 — at Lynchburg Tournament, Lynchburg, Va.
- 3 — at Lynchburg, Va.
- 4 — at Roanoke, Va.
- 5 — at Lexington, Va.
- 6 — at Harrisonburg, Va.
- 7 — at Loyola Tournament, Towson, Md.
- 8 — at UMBC Tournament, Catonsville, Md.
- 9 — at William & Mary Classic, Williamsburg, Va.
- 10 — at Old Dominion Classic, Norfolk, Va.
- 11 — at Akron Tournament, Akron, Ohio
- 12 — at Fairfax, Va.
- 13 — at USF Tournament, San Francisco, Calif.
- 14 — at adidas/Met Life Classic, Bloomington, Ind.
- 15 — Coca-Cola Classic, Charlottesville, Va.
- 16 — at McDonald's Classic, Tampa, Fla.
- 17 — at Met Life Classic, New Brunswick, N.J.
- 18 — at Mayor's Cup XII, Oneonta, N.Y.
- 19 — at SMU Soccer Classic, Dallas, Texas
- 20 — at Durham, N.C.
- 21 — at adidas Ethel M Classic, Las Vegas, Nev.
- 22 — at Clemson, S.C.
- 23 — at Pacific West Classic, Stanford, Calif.
- 24 — at New Brunswick, N.J.
- 25 — at Chapel Hill, N.C.
- 26 — at Tampa, Fla.
- 27 — Lanzer/Sheraton Classic, Charlottesville, Va.
- 28 — at Davidson, N.C.
- 29 — at Richmond, Va.
- 30 — adidas Invitational, Charlottesville, Va.
- 31 — at Kissimmee, Fla.
- 32 — at Fila Invitational, Fullerton, Calif.
- 33 — at Virginia Beach, Va.
- 34 — at Winston-Salem, N.C.
- 35 — at Pacific Soccer Classic, Westwood, Calif.
- 36 — Virginia Soccer Classic, Charlottesville, Va.
- 37 — Fila/Maryland Classic, College Park, Md.
- 38 — at Christopher Newport, Newport News, Va.
- 39 — at Cary, N.C. at SAS Soccer Stadium.
- 40 — Saint Louis Nike Classic, Saint Louis, Mo.
- 41 — UCSB Adidas Classic, Santa Barbara, Calif.
- 42 — Germantown, Md.
- 43 — College Cup, St. Louis, Mo.
- 44 — Hilton Garden Hokie Invitational, Blacksburg, Va.
- @ — Virginia State Tournament
- # — Atlantic Coast Conference Tournament
- \$ — NCAA Tournament
- ! — advanced or won due to penalty kicks
- & — did not advance or lost due to penalty kicks

Beginning in 1980, the number in front of the opponent name indicates Virginia's ranking in the Soccer America poll coming into the game. The number following the opponent name indicates its ranking.

# ALL-TIME LETTERWINNERS

## A

Daniel R. Abramson ..... 1967-68-69  
 Michael Agesen ..... 1980  
 Brad Agoos ..... 1989-90-91-92  
 Jeff Agoos ..... 1986-88-89-90  
 Chris Agorsor ..... 2008-09  
 William H. Albrecht ..... 1941  
 Chris Albright ..... 1997-98  
 Albert Amsterdam ..... 1941-44  
 Kenny Arena ..... 1999-00-01-02  
 Ernest A. Arend ..... 1951  
 Mark T. Aronson ..... 1980  
 Robert H. Aronson ..... 1966-67-68  
 Mehmet A. Atakan ..... 1965  
 Eric Y. Atanda ..... 1979-81-82  
 Robert Atanda ..... 1991  
 Alfredo Aunon ..... 1977  
 Jose I. Aunon ..... 1977  
 Matt Ayotte ..... 2004-05-06-07

## B

Steve Baer ..... 1982-83-84  
 Tom Baker ..... 1993-94-95-96  
 John T. Bakhaus ..... 1967-68  
 Phillip D. Barksdale ..... 1954-55-56  
 Thomas Ball ..... 1947-48-49  
 Taylor Barada ..... 1993  
 Jeremy Barlow ..... 2004-05-06-07  
 Neil Barlow ..... 2006-07-08-09  
 Robert H. Barnard ..... 1949-51  
 Sheldon Barnes ..... 1998-99-00-01  
 Peter Barres ..... 1956-57  
 Jon S. Barrett ..... 1953  
 Shawn Barry ..... 2008-09  
 Brian Bates ..... 1990-91-92-93  
 Will Bates ..... 2009-10-11-12  
 José Bauza ..... 1976-77-78-79  
 Allston P. Bayless ..... 1961  
 Geoffrey B. Beardall ..... 1948-49  
 Noel G. Belli ..... 1972-73  
 P.J. Benavides ..... 1953-54  
 Harry K. Benham ..... 1959-60-61  
 Scott D. Benjamin ..... 1973  
 Matt Beran ..... 1998, 2001  
 Ryan Best ..... 2003  
 Jan Beyan ..... 1950  
 Bernard D. Bialzak ..... 1977  
 Neil Bianco ..... 1998, 2000  
 Fred H. Billups ..... 1958-59  
 Eric Bird ..... 2011-12  
 Robert Blanchard ..... 1951-52-53  
 Sam Bloom ..... 1989  
 Dr. Frederick Bode ..... 1941  
 Olin P. Boone ..... 1946-47  
 Kenneth D. Bornstein ..... 1946  
 Ryan Borst ..... 1994-95-96  
 S. Davis Bowman ..... 1967-68-69-70  
 Samuel Bradbury ..... 1962-63-64  
 Craig Brannan ..... 1990-91-92  
 N.E. Brassert ..... 1953-54-55  
 Harry A. Braswell ..... 1974  
 Mark E. Brcic ..... 1980-81-82-83  
 John Bretherton ..... 1947-48-49-50  
 David L. Brillhart ..... 1979-80-81-82  
 Matt Brown ..... 2011-12  
 U.T. Brown, Jr. .... 1955-57  
 Douglas S. Bruce ..... 1946-47-48-49  
 Stephen K. Brunett ..... 1980-81  
 Francis L. Buck ..... 1964  
 Maunder Burant ..... 1950  
 Ryan Burke ..... 2003-04-05-06  
 Benjamin Bush ..... 1973-74-75-76

Curtis Bush ..... 1998-99-00-01  
 Warner L. Butler ..... 1959  
 Jeff Bynum ..... 1987-88-89

## C

Jorge F. Camacho ..... 1976  
 Harry W. Campbell ..... 1960-61-62  
 Thomas H. Campbell ..... 1966  
 W.A. Campbell ..... 1957-58  
 A.M. Caputo ..... 1961-62  
 Brian L. Carney ..... 1976-77-78  
 Zach Carroll ..... 2012  
 Hill Carter ..... 1964-66  
 Robert Caskey ..... 1950-51-52  
 Jeff Causey ..... 1990-91-92-93  
 James Chamberlin ..... 1954  
 Robert Chamberlin ..... 1956-57  
 Michael Chamowitz ..... 1966  
 Scott Champ ..... 1989-90-91  
 Duncan D. Chaplin ..... 1949  
 Cameron Chavira ..... 2010-11-12  
 Matt Chulis ..... 1995-96-97-98  
 Joseph W. Chorlton ..... 1946-47-48  
 David Cockley ..... 1963-64-65  
 William A. Cohen ..... 1966  
 Sheldon L. Cohn ..... 1974-75-76  
 Nico Colaluca ..... 2004-05-06  
 Jonathan Cole ..... 1999-00-01-02  
 David Comfort ..... 1999-00-01-02  
 Jay D. Connor ..... 1968-69-70-71  
 Shane Cooke ..... 2010-11-12  
 Paul D. Corbin ..... 1972-73-74  
 Dalton Couig ..... 1947-48-49  
 David Cox ..... 1992-93  
 Philip D. Crane ..... 1968-69-70-71  
 Ben Crawley ..... 1989-90-91-92  
 Adam Cristman ..... 2003-04-05-06  
 Blake Cronin ..... 1991  
 Samuel Crosby ..... 1969-70-71-72  
 Steve Crosby ..... 1973  
 William Cross ..... 1952  
 Charles T. Cudlip ..... 1962  
 Geoffrey Curme ..... 1970-71-72  
 T.J. Cyrus ..... 2007-08-09-10

## D

David Damiani ..... 1988-89  
 C. Peyton Daniel ..... 1947-48-49  
 William A. Davidson ..... 1964-65-66  
 Doug Davies ..... 1984-85-86  
 Bruce B. Davis ..... 1973  
 Robert Davis ..... 1948  
 Thomas K. Dawes ..... 1970  
 Barry P. Day ..... 1981-82  
 William C. DeBrun ..... 1966  
 Jay Del Carmen ..... 1984-85-86-87  
 Kenneth Denbroeder ..... 1963-64-65  
 George Denison ..... 1941-42  
 Gael deTigny ..... 1962  
 David M. Dickey ..... 1978-79-80-81  
 Roger Dierman ..... 1956  
 Nino DiMaggio ..... 2005-06-07-08  
 Ari Dimas ..... 2009-10-11  
 Kirk Dinnall ..... 2001-02-03-04  
 Marcus Douglas ..... 2010-11-12  
 Daniel J. Doyle ..... 1981-82-84  
 George N. Dreybus ..... 1978-79  
 Steven L. Driever ..... 1966  
 Lee P. Dudley ..... 1953-54  
 Josh Dunn ..... 1995  
 Andra P. DuPont ..... 1970-71-73-74  
 Kent Durivage ..... 1968

## E

Roderigo Escobar ..... 1974  
 Keith N. Eshleman ..... 1976-77  
 Alecko Eskandarian ..... 2000-01-02  
 Jordan Evans ..... 2008-09

## F

Drew Fallon ..... 1986-88-89  
 Bruce C. Farrell ..... 1960-61-62  
 Sean Feary ..... 1993-94-95-96  
 Chris Fehrle ..... 2001  
 Mike Feller ..... 1998-99-2000  
 Dudley P. Felt ..... 1958-59-60  
 Sean Feeney ..... 2001-02  
 John C. Ferguson ..... 1958-59  
 John Fernald ..... 1951  
 Fred Fischel ..... 1951  
 Brian D. Fisher ..... 1961-62  
 Mike Fisher ..... 1993-94-95-96  
 Jeffrey P. Fishwick ..... 1965  
 David Fitzmaurice ..... 1993-94-95  
 Scott Ford ..... 1992  
 Mike Forensich ..... 1998  
 William R. Forrester ..... 1963-64  
 Sam Franklin ..... 1994-95-97-98  
 Nate Friends ..... 1992-93-94  
 Hunter Freeman ..... 2002-03-04  
 Edward L. Funk ..... 1962

## G

Jeff Gaffney ..... 1982-83-84-85  
 Jay Gardiner ..... 1965  
 Alfredo P. Gaudry ..... 1978-79-81  
 John R. Gaughen ..... 1969-70-71-72  
 James W. Geissal ..... 1951  
 Butch Gelnovatch ..... 1986-87  
 George Gelnovatch ..... 1983-84-85-86  
 Frank George ..... 1964-65  
 William Gerstmyer ..... 1976-77-78  
 Michael Giallombardo ..... 2006-07-08  
 Ryan Gibbs ..... 1999-00-01-02  
 Colin Givens ..... 2007  
 James O. Glaser ..... 1969-70  
 James S. Golden ..... 1941  
 Michael Green ..... 1996-97-98  
 William Greenhalgh ..... 1946-48-49  
 Carter T. Gunn ..... 1968

## H

Will Hall ..... 2003-04-05-07  
 Charles G. Hallowell ..... 1976  
 Robert C. Hammett ..... 1966  
 John Harkes ..... 1985-86-87  
 Victor Harper ..... 1960  
 David Harrison ..... 1964  
 Drew Harrison ..... 2003-04-05-06  
 John Hartman ..... 2001-02-03-04  
 Kenneth Harvey ..... 1964-65  
 Aaron Hass ..... 2002  
 William Hazelgrove ..... 1954-55-56  
 Ian N. Hemming ..... 1947-48  
 John G. Hendrickson ..... 1949  
 R. Page Henley ..... 1955-56-57  
 Tom Henske ..... 1991-92-93  
 Randolph L. Herring ..... 1965  
 Zane Hill ..... 2001-02-03-04  
 Sean Hiller ..... 2009-10-11  
 Colson H. Hillier ..... 1953-54-55  
 Sean Hinkle ..... 2003-04-06  
 Todd Elliott Hitt ..... 1983-84-85-86

Jay Alan Hobbs ..... 1965-66  
 Harry Hobson ..... 1956-57  
 William Hochstetler ..... 1976-77-78  
 Scott Hodge ..... 1996  
 John H. Hodges ..... 1968  
 William Hodill ..... 1941-42  
 William D. Hodson ..... 1979-80  
 Thomas Hofheimer ..... 1954-55  
 Ian Holder ..... 2003-04-05-06  
 Douglas Holladay ..... 1966  
 J.T. Holland ..... 1952  
 Robert K. Hopkins ..... 1953  
 Daniel Horton ..... 1982-83-84-85  
 Thomas O. Hunter ..... 1952-53-54  
 Robert L. Hurley ..... 1948  
 P. Hutchinson ..... 1951-52-53  
 Mike Huwiler ..... 1990-91

## I

Erik Imler ..... 1989-90-91-92  
 Jamie T. Irvine ..... 1960-61  
 Timothy R. Ives ..... 1948-49  
 Edward L. Ivy ..... 1949

## J

Brian James ..... 2012  
 Mark H. Jander ..... 1953  
 Mike Jarosi ..... 1987-89  
 Henry E. Jenkins ..... 1946  
 Tom Jenkins ..... 1987  
 Howard B. Johnson ..... 1949-50  
 Paul Johnson ..... 2002-03-04  
 Allan G. Johnston ..... 1966  
 C. Jones ..... 1952-53  
 Page Jones ..... 1982  
 Charles W. Joseph ..... 1955-56-57  
 George A. Julius ..... 1946-47  
 Hunter Jumper ..... 2008-09-10-11

## K

Robert W. Kaiser ..... 1958-59  
 Kris Kelderman ..... 1987-88-89-90  
 E. Polk Kellam ..... 1962-63-64  
 Thomas Kelley ..... 2002  
 Ryan Kelly ..... 2000-01-02  
 Steve Kennelly ..... 1969-70-71  
 Randall A. Kerr ..... 1973-74-75-76  
 Russell D. Ketcham ..... 1966-67-68  
 Jeffrey Kersch ..... 1968  
 Jason Kim ..... 2007  
 Stephen C. Kleinman ..... 1965-66-67  
 Walter Klingman ..... 1957-59-60  
 Edwin L. Knetzger ..... 1970-71-72  
 John (Jack) Koester ..... 1970  
 Andrew Kress ..... 1986  
 James M. Krieh ..... 1973-74-75-76  
 Gordon M. Krusen ..... 1950-51-52  
 Tim Kunihiro ..... 1989-90-91-92  
 Frederick W. Kunkle ..... 1966  
 James K. Kuser ..... 1950-51-52

## L

Ross LaBauex ..... 2006-07-08-09  
 Luis R. Lacau ..... 1949  
 Spencer LaCivita ..... 2011-12  
 Chris Lake ..... 1993  
 Floyd Lankford ..... 1958-59-60  
 Bill Lanza ..... 1996  
 J. Henry Latcham ..... 1941-42  
 Matt Laughlin ..... 1997  
 Jacob LeBlanc ..... 2000-01-02  
 Charles V. Lecraw ..... 1973-74-75  
 Anthony W. Lederer ..... 1951-52  
 James E. Lehan ..... 1949  
 Keith Lenert ..... 1982-83-84-85  
 Marshall Leonard ..... 1998-99-00-01  
 Matt Leonard ..... 1995-96-97  
 John C. Levy ..... 1955  
 Robert Legnini ..... 1968-69  
 Felipe Libreros ..... 2010-11  
 Bryan Lima ..... 2010-12  
 Mike Littlefield ..... 2003-04  
 Pepe Llontop ..... 1979-80  
 Jay Lodge ..... 1985-87-88-89  
 Phillip Long ..... 2002  
 Dan Louisignau ..... 2007-08  
 James T. Lowdon ..... 1946-47  
 Kermit Lowrey ..... 1954  
 Douglas S. Luke ..... 1963  
 Geoff Lundy ..... 1972-73  
 William F. Lyle ..... 1947

## M

Peter B. MacKeith ..... 1977-78-79-80  
 Robert MacKenzie ..... 1947-48  
 Barclay Macdon ..... 1967  
 Darius Madison ..... 2012  
 John Maessner ..... 1987-88-89-90  
 David Mancuso ..... 1987  
 Edwin H. Marks ..... 1969-70-71  
 John D. Marsellus ..... 1957-58-59  
 Robert P. Martin ..... 1953  
 Kyle Martino ..... 1999-00-01  
 Edward Matthews ..... 1946  
 Neil F. Maune ..... 1951  
 Thomas F. Maxwell ..... 1963-64  
 Brett Mayer-Aschhoff ..... 2001-02  
 Kevin McBride ..... 2010-11-12  
 John T. McCann ..... 1981-82-83-84  
 Richard McConnell ..... 1949  
 Kyle McCord ..... 2011-12  
 T.W. McGinley ..... 1952-53  
 Fred J. McGlynn ..... 1968-69-70-71  
 Sean McGlynn ..... 1985-86-87-88  
 John B. McKinney ..... 1951  
 P.F. McNamee ..... 1975-76-77-78  
 C. Wilson McNeely ..... 1961  
 Thomas McSpirtt ..... 1984-85  
 Mike McQuatters ..... 1998  
 Martin J. Meaney ..... 1971-72-73-74  
 Samuel Meeks ..... 1941  
 Chris Megaloudis ..... 2001  
 John P. Mehrtens ..... 1968-69  
 Tony Meola ..... 1988-89  
 David Meriwether ..... 1963-64-65  
 Robert Mettler ..... 1960  
 Keith D. Meyer ..... 1981-82-83-84  
 Leigh B. Middleditch ..... 1948-49-50  
 Brian R. Miller ..... 1975  
 Carl Miller ..... 1946  
 William Miller ..... 1942  
 Matt Mills ..... 2011  
 Robert Milward ..... 1958  
 Raleigh C. Minor ..... 1957  
 Matt Miscione ..... 2010-12  
 Matt Mitchell ..... 2006-07-08  
 Greg Monaco ..... 2008-09-10-11  
 Channing Moore ..... 1961-62-63  
 Jason Moore ..... 1997-98

Nathaniel H. Morison ..... 1955-56-57  
 M. Moutinho ..... 1952  
 Pat Mugler ..... 1987-88  
 C. Roy Mundee ..... 1950-51-52  
 Sean Murnane ..... 2009-10-12  
 Dane Murphy ..... 2004-05-06-07

## N

Ken Najder ..... 1981  
 Chase Neinken ..... 2007-08-09  
 Richard A. Nelson ..... 1965  
 Robert E. Nevett ..... 1950-51  
 David Newman ..... 2007-08  
 Tain Nix ..... 1992-93-94  
 Philip Norris ..... 1946  
 Bernard Norton ..... 1946

## O

Paul L. O'Brien ..... 1950-51-52  
 Drew O'Donnell ..... 1996-97-98-99  
 Gifford Okatah-Boi ..... 2004-05  
 Ben Olsen ..... 1995-96-97  
 Matt Oliver ..... 2001-02-03-04  
 Curt Onalfo ..... 1987-88-89-90  
 Matt Owen ..... 2009  
 Brian Ownby ..... 2008-09-10-11

## P

Kim Partenheimer ..... 1973-74  
 Kenneth Patton ..... 1961  
 Clint Peay ..... 1991-92-93-94  
 Bill Peters ..... 1965-66  
 Mark Peters ..... 1994-95  
 David Y. Peyton ..... 1970-71-72-73  
 Scott B. Peyton ..... 1971-72  
 Scott Platenberg ..... 1986-87  
 E. Bronson Platt ..... 1968  
 Jordan Poarch ..... 2012  
 Brandon Pollard ..... 1992-93-94-95  
 Peter B. Polonsky ..... 1978-79-80-81  
 Matt Poole ..... 2005-06-07-08  
 David I. Powell ..... 1978-79-80  
 Jack Powell ..... 1950  
 Thomas C. Praktish ..... 1976-77-78  
 M. Prey ..... 1951  
 Theodore W. Price ..... 1961-62  
 Chad Prince ..... 1997-98-99-2000  
 Tim Prisco ..... 1995-96  
 Orest (Rocky) Prockiw ..... 1956-58  
 Robert B. Purcell ..... 1965-66  
 John Putnam ..... 1958

## R

Jack Ray ..... 1953  
 William A. Ray ..... 1962-63-64  
 Robert Reed ..... 1958-59-60  
 Key Reid ..... 1993-94-95  
 Diego Restrepo ..... 2009-10  
 Yannick Reyering ..... 2005-06-07  
 Claudio Reyna ..... 1991-92-93  
 Herbert Y. Reynolds ..... 1958-59-60  
 Mark Reynolds ..... 1975-76  
 Calvin Rezende ..... 2011  
 Connor Rezende ..... 2011  
 Alkus I. Riesenburger ..... 1942  
 Manuel Rionda ..... 1946  
 Mark Riehl ..... 1975-76-77-78  
 Benito B. Rish ..... 1941-42  
 A.E. Robertson ..... 1951-52  
 Xavier Rock ..... 2007  
 Ahkeel Rodney ..... 2009-10  
 Jose (Dan) Rojas ..... 1954-55  
 Mike Rogers ..... 1974-75-76-77  
 Robby Rogers ..... 2005-06-08  
 Bruce Rollinson ..... 1954-55  
 Larry Rose ..... 1973

David Rosenbaum ..... 2004  
 Alan H. Rosenthal ..... 1963-64  
 Michael C. Ross ..... 1967  
 Barret J. Rossie ..... 1975-76  
 Peyton Rowan, Jr. .... 1958-59  
 Lionel L. Rowe ..... 1954-55  
 Kyle Rudzinski ..... 2004-05-07  
 Alexander H. Ruhl ..... 1948  
 Philip M. Russell ..... 1970-71-72-73

## S

Houston M. Sadler ..... 1958-59  
 Yuri Sagatov ..... 1995-96-97  
 Marcus Salandy-Defour ..... 2012  
 Adam H. Salladin ..... 1981-82-83  
 Richard Sanders ..... 1972-73-74-75  
 Lee Sandwina ..... 2005-06  
 Mike Sanchez ..... 1988  
 Paul H. Saylor ..... 1961-62-63  
 Tom Schildwachter ..... 1968-69-70  
 Michael Schnabel ..... 1982-83-84-85  
 Andriy Shapowal ..... 1994-95-96-97  
 John R. Sheffield ..... 1946-47-48  
 John R. Sherry ..... 1969-70  
 William Shmiedeiser ..... 1950  
 Steven D. Shor ..... 1980-81  
 Zola Short ..... 2004-05-06-07  
 Damian Silvera ..... 1992-93-94-95  
 Joel Silverberg ..... 1956-57  
 Grant Silvester ..... 2011-12  
 Jimmy Simpson ..... 2008-09-10  
 Chefik Simo ..... 2003-04  
 Robert Simonton ..... 1984  
 Kevin M. Sims ..... 1975-76-77-78  
 Kyle Singer ..... 1999-00-01  
 Brian Siracusa ..... 1991-92  
 Mike Slivinski ..... 1993-96  
 Karter Smith ..... 2007-08  
 V. Scott Smith ..... 1977-78-79-80  
 Warren Lister Smith ..... 1958-59  
 Sheridan G. Snyder ..... 1956-57-58  
 William C. Snyder ..... 1955  
 Eric Solomon ..... 1999-00-01-02  
 Chris Somerville ..... 2011-12  
 William Sommerfield ..... 1959-60-61  
 Randy Soules ..... 1969  
 Bakary Soumare ..... 2006  
 R. Michael Sorensen ..... 1967-68-69  
 Brian Span ..... 2010-11  
 Frederick L. Spencer ..... 1951  
 Michael E. Stack ..... 1977-78-79-80  
 Richard A. Steeneck ..... 1961-62-63  
 Steven Steinberg ..... 1974-77  
 James R. Stephens ..... 1964-65  
 Slobodan Sterdteovich ..... 1968  
 Robert Stevens ..... 1982-83  
 Robert I. Steward ..... 1982-83-84-85  
 James V. Stout ..... 1975-77  
 Kyler Sullivan ..... 2011-12  
 John Sylvester ..... 1986-87-88  
 Barna Szabo ..... 1961-62-63

## T

Joaquin Targhetta ..... 1997  
 Bradley A. Taylor ..... 1979  
 John S. Taylor ..... 1967-68-69  
 Tony Tchani ..... 2008-09  
 Jack Tcherkezian ..... 1958  
 Henry Tembon ..... 2007  
 Frank Teng ..... 1941  
 Gentry W. Thatcher ..... 1960-62  
 Randy Thomas ..... 1974-75-76  
 Scott Thomsen ..... 2012  
 Chris Tierney ..... 2004-05-06-07  
 Jon Titchener ..... 1989  
 Chris Tolomeo ..... 1980-81-82-83  
 Steve Totten ..... 1998-99-00-01  
 Ryan Trout ..... 1997-98-99-2000

Nils C. Trulsson ..... 1952-53-56  
 Jeff Tuman ..... 2001-02-03-04  
 Howard Turk ..... 2008-09  
 Ulysses G. Turner, III ..... 1957-58

## V

Ernest C. Vaughan ..... 1966  
 Michael Vermillion ..... 1961-62  
 Scott Vermillion ..... 1995-96-97  
 C. Brian Vernon ..... 1981-82-83-84  
 George B. Vest ..... 1950-51-52  
 Joe Vide ..... 2002-03-04  
 Joe Villanueva ..... 2002  
 Jonathan Villanueva ..... 2006-07-08-09  
 Brantley P. Vitek ..... 1982-83-84-85  
 Paul K. Voigt ..... 1976  
 Mike Volk ..... 2009-10-11  
 Michael Volpe ..... 1982-83-84-85  
 Arthur B. Voorhees ..... 1941

## W

Rudy Wachsmann ..... 1956  
 Harry Wainwright ..... 1966  
 David M. Wakelee ..... 1948-49  
 Voga E. Wallace ..... 1980-81-82-83  
 William A. Wallace ..... 1959-60  
 William A. Wallace ..... 1979-80-81  
 Billy Walsh ..... 1994-95-96  
 Gregory Washburn ..... 1973  
 Chris Warden ..... 1965  
 Mark Wayland ..... 1987-88-89  
 Matt Wayland ..... 1989  
 Ross Weber ..... 1977  
 Matt Weiler ..... 2008  
 Brian West ..... 1996-97  
 Todd Wharton ..... 2012  
 Ben G. Whipple ..... 1973-74  
 B.T. White ..... 1952-53-54  
 Charlie White ..... 1972-73  
 Peter White ..... 1947-49-50  
 Will Whorton ..... 2009  
 Roger Wilkenoh ..... 1954  
 Bob Willen ..... 1984-85-86-87  
 Matt Williams ..... 2004-05-06-07  
 Richie Williams ..... 1988-89-90-91  
 Richard L. Williams ..... 1946-47  
 Julien H. Williams ..... 1966  
 Judson T. Williams ..... 1969-72  
 William Williams ..... 1973-74  
 Robert Wilson ..... 1959  
 Lloyd M. Witkind ..... 1941-42  
 Robert A. Woithe ..... 1954-55-57  
 George Wong ..... 1946  
 A.J. Wood ..... 1991-92-93-94  
 Richard Wood ..... 1957  
 James P. Woodard ..... 1955-56  
 Mark S. Woolley ..... 1975-76-77-78  
 Kent H. Worthington ..... 1963-64  
 Peter Wright ..... 1965-66  
 Rob Wright ..... 1998-99-00-02  
 Peter J. Wylie ..... 1975-76-77-80

## Y

Brock Yetso ..... 1996-97-98  
 Brian Yi ..... 2003-04  
 Lyle Yorks ..... 1988-89-90-91  
 Ronald F. Young ..... 1959-61

## Z

Jay Ziehl ..... 1969-70-71-72  
 Tim Zimmerman ..... 1972-73-74  
 Ryan Zinkhan ..... 2011-12  
 Jacques S. Zinman ..... 1941-42

# COVERING THE CAVALIERS

The 2013 Virginia men's soccer fact book was prepared by the Athletics Media Relations office to assist the news media in its coverage of the Cavaliers this spring. Requests for additional information, feature materials and photographs should be made to AMR.

## ATHLETICS MEDIA RELATIONS

University of Virginia  
P.O. Box 400853  
Charlottesville, VA 22904-4853  
**(434) 982-5500**  
VirginiaSports.com

The UVa Athletics Media Relations Office is located on the first floor of John Paul Jones Arena. Regular business hours are 8 a.m. to 5 p.m., Monday through Friday.

## PRESS CREDENTIALS / PARKING

Admission to the Klöckner Stadium press box is by official credential only and is strictly limited to members of the working press. Credentials are not intended for fans, friends or spouses.

Requests for credentials should be directed to Fledderjohann or Darlene Craig in the Athletics Media Relations Office no later than 24 hours before game time. Credentials will be left at the ticket window at the main entrance to Klöckner Stadium and can be picked up at media will call one hour before the start of the game.

Parking passes are not required and space is available on a first-come, first-served basis in the University Hall West lot, across Copeley Road from Klöckner Stadium.

## PHOTO CREDENTIALS

All photographers and camera operators must wear a visible credential issued by the

Athletics Media Relations Office. No tripod equipment may be used on the field level, for the safety of the players and photographers. Photographers may shoot from anywhere on the far sideline (across from the grandstand) and on the near sideline beyond the ends of the team benches. On the endlines, photographers are permitted only between the edges of the penalty box and the sideline.

## INTERVIEWS

All interviews with coaches and players must be arranged through the Athletics Media Relations Office. It is requested that you allow the media relations staff at least one day, preferably longer, to arrange the interview. Coaches and players are not available for interviews on game day, prior to the game.

Postgame interviews are conducted at Klöckner Stadium after a cooling off period. Head coach George Gelnovatch is usually available on weekday mornings.

## TELEPHONES

Should you require your own telephone for game coverage, please make the necessary arrangements at least three business days in advance through the Athletics Media Relations Office.

## WIRELESS INTERNET

See an Athletics Media Relations contact for a wireless pin code to access the wireless network in the press box.

## UVA ON THE INTERNET

Up-to-date information on the UVa men's soccer team is available on the internet at VirginiaSports.com. The site includes the Cavaliers' roster, schedule, results, player profiles, sta-

## ATHLETICS MEDIA RELATIONS



**JIM DAVES**  
Assistant AD for  
Media Relations

Office.....243-2467  
Mobile.....962-7668  
jimdaves@virginia.edu



**ANDY FLEDDERJOHANN**  
Assistant Director/  
Men's Soccer Contact

Office.....982-5131  
Mobile.....906-0075  
fledder@virginia.edu

## PHONE NUMBERS TO NOTE (434)

Athletics Media Relations.....982-5500  
FAX-982-5525  
Athletics Director.....982-5100  
Athletics Ticket Office.....924-UVA1  
(800) 542-UVA1  
Sports Promotions.....982-5600  
Stadium Press Box.....906-0075

tistics, releases, game stories and historical information. Game stories and statistics will be updated on a timely basis following the completion of each contest.

## RADIO

Broadcasts are made from the radio broadcast facilities in Klöckner Stadium and arrangements must be made in advance. Anyone planning to broadcast a game from Klöckner Stadium should contact the Athletics Media Relations Office at least three business days in advance.

## DIRECTIONS TO KLÖCKNER STADIUM

**From the East/West:** Take I-64 to exit 118B (Culpeper-Charlottesville). Take second exit (sign will say University of Virginia Information Center and Business 250 East) and bear right onto Ivy Road. At second light, turn left on to Copeley Road. The stadium is on the left.

**From the North:** Take Route 29 south into Charlottesville (Emmet Street). Turn right at Massie Road. Go to the next light and turn left onto Copeley Road. The stadium is on the left.

**From the South:** Take Route 29 to Business Route 250 East (sign will say University of Virginia Information Center) and bear right onto Ivy Road. At second stoplight, turn left onto Copeley Road. The stadium is on the left.

