



# VIRGINIA

2015-16 CAVALIER BASKETBALL



*Uncompromised Excellence*



# CONTENTS

1 ..... Quick Facts  
 2 ..... Covering the Cavaliers  
 3 ..... 2015-16 Schedule  
 3 ..... Opponent SID Contact Info  
 4 ..... 2015-16 Roster  
 5 ..... Radio/TV Roster  
 6-8 ..... Head Coach Joanne Boyle  
 9-10 ..... Assistant Coaches  
 11-23 ..... 2015-16 Player Bios

## LOOKING BACK AT 2014-15

24 ..... Final Results  
 24 ..... Honors and Awards  
 25-29 ..... Final Statistics  
 30-36 ..... 2014-15 Box Scores

## OPPONENT INFORMATION

37 ..... Series at a Glance  
 38-40 ..... Series Records vs. 2015-16 Opponents

## ACC HISTORY

41 ..... ACC Tournament History  
 42 ..... UVA at the ACC Tournament  
 43-44 ..... All-Time ACC Honors

## NCAA TOURNAMENT HISTORY

45-47 ..... UVA in the NCAA Tournament  
 48 ..... 1990 Final Four Team  
 49 ..... 1991 Final Four Team  
 50 ..... 1992 Final Four Team  
 51-52 ..... Final Four Box Scores

## HISTORY AND HONORS

53 ..... Academic All-Americans  
 54 ..... Academic All-America Hall of Fame  
 55-56 ..... Virginia's All-Americans  
 56 ..... Retired Numbers and Jerseys  
 57-60 ..... All-Time Honors and Accolades

## RECORDS

61-63 ..... Scoring Records  
 64 ..... Field Goal Records  
 65 ..... 3-Point Field Goal Records  
 66 ..... Free Throw Records  
 67 ..... Assists, Blocks and Steals Records  
 68 ..... Rebounding Records  
 69-70 ..... Year-By-Year Statistics  
 71 ..... Home Attendance  
 72-79 ..... All-Time Results  
 80 ..... All-Time Upsets  
 81 ..... All-Time National Rankings  
 82 ..... All-Time Cavalier Coaches  
 83 ..... All-Time Tournament Results

## ADMINISTRATION

84 ..... President Teresa A. Sullivan  
 85-86 ..... Athletics Director Craig Littlepage  
 87-89 ..... Senior Staff  
 89 ..... Cavaliers on the Air

# QUICK FACTS

## UNIVERSITY OF VIRGINIA

Location: ..... Charlottesville, Va. 22904  
 Founded: ..... 1819 by Thomas Jefferson  
 Enrollment: ..... 23,732 (15,405 undergraduate)  
 President: ..... Teresa A. Sullivan  
 Athletics Director: ..... Craig Littlepage  
 Faculty Athletics Rep.: ..... Carolyn M. Callahan  
 Nicknames: ..... Cavaliers, Wahoos, 'Hoos  
 Mascot: ..... Cavalier  
 Colors: ..... Navy and Orange  
 Song: ..... "Good Old Song"

## JOHN PAUL JONES ARENA INFORMATION

Facility (Capacity): ..... 14,593  
 First Year of Operation: ..... 2006  
 Largest Attendance Figure (WBB): ..... 11,895 (11/22/09 vs. Tennessee)  
 UVA's Overall Record in Facility: ..... 117-38  
 First Event in Facility: ..... 11/12/06 vs. Old Dominion (WBB)  
 First Official UVA Contest Played in Facility: ..... 11/12/06 vs. Old Dominion (WBB)  
 First Official UVA Victory in Facility: ..... 11/12/06 vs. Old Dominion (WBB)  
 In-game Press Row Phone Number: ..... 434-962-0579

## COACHING INFORMATION

Head Coach: ..... Joanne Boyle (Duke '85)  
 Record At Virginia (Career Record): ..... 72-56 / fifth season (276-149/14th season)  
 Associate Head Coach ..... Kim McNeill (Richmond '00)  
 Assistant Coaches ..... Cory McNeill (Morgan State '02)  
 ..... La'Keshia Frett Meredith (Georgia '97)  
 Assistant Athletic Director of Women's Basketball Operations: Sarah Holsinger (Bridgewater '02)  
 Assistant Director of Women's Basketball Operations: ..... Hadley Zeavin (Vanderbilt '07)  
 Video Coordinator: ..... James Rogol (Virginia '06)  
 Athletic Trainer ..... Shannon Soares (Ursinus '01)  
 Strength & Conditioning Coach ..... Robb Hornett (Marian '09)

## VIRGINIA TEAM INFORMATION

First Year: ..... 1974  
 All-Time Record: ..... 858-412 (43rd year)  
 All-Time ACC Record ..... 337-194  
 ACC Tournament Record: ..... 35-34  
 2014-15 Record and ACC Finish: ..... 17-14, 7-9 ACC (9th)  
 2014-15 ACC Tournament: ..... First Round  
 2014-15 Postseason: ..... WNIT First Round  
 NCAA Appearances/Last: ..... 24/2010  
 Postseason Record: ..... 44-30  
 NCAA Tournament Record: ..... 33-24  
 WNIT Record: ..... 11-7  
 Starters Returning/Lost: ..... 4/1  
 Lettermen Returning/Lost: ..... 7/3  
 Newcomers: ..... 4

## MEDIA RELATIONS

Director: ..... Jim Daves  
 Assistant Director, WBB Contact: ..... Melissa Dudek  
 Assistant Director, WBB Secondary Contact ..... Kristin Watkins  
 Media Relations Office Phone: ..... (434) 982-5500  
 Dudek's Cell Phone/ Direct Office Line : ..... (434) 962-0579  
 Dudek's email Address: ..... mdudek@virginia.edu  
 Office Fax: ..... (434) 982-5525  
 Media Relations Mailing: ..... P.O. Box 400853, Charlottesville, VA 22904-4853  
 Overnight Package Delivery: ..... 295 Massie Road, Charlottesville, VA 22903





## PRESS CREDENTIALS

To obtain a press credential, please use Virginia's online credentialing system:

<https://www.sportssystem.com/clients/virginia/>

Please allow ample time for credentials to be processed. You must have a press pass to be admitted to the media area and the press room. Contact Melissa Dudek (mdudek@virginia.edu) for more information about credentials.

## PHOTO CREDENTIALS

All photographers and camera operators must wear a visible credential issued by the Virginia athletics media relations office. Photographers and television camera operators approved to work on the floor must secure an armband before the game. It is requested that photographers please wear the armband on their arms to make it easier for event staff to see they are properly credentialed. Photographers work from the baselines at both ends of the court at John Paul Jones Arena. Live television is given top priority for court-side space.

## PRESS PARKING

Press parking passes are provided upon request on a limited basis. If you need a parking pass, please be sure to inform the UVA athletics media relations office when making your press or photo credential request.

## INTERVIEWS

All requests for interviews with Virginia basketball coaches and players should be made through the athletics media relations office. It is requested you allow the athletics media relations staff at least one day, preferably longer, to arrange an interview.

## POSTGAME INTERVIEWS

Virginia head coach Joanne Boyle will meet with media representatives after a cooling off period in the press room after each game at John Paul Jones Arena. Visiting coaches and players are available by request.

## RADIO

Each visiting school is allowed one free radio broadcast from John Paul Jones Arena. The Virginia athletics media relations office provides two ISDN lines and three business touchtone lines for use by the visiting broadcast crew. Radio network crews work from a court-side location at the scorer's table. Three seats are available at the table and one seat behind the visitor's broadcast location.

## GAME SERVICES

Information packets are available before each game at John Paul Jones Arena, and a full statistical summary and play-by-play sheets are distributed at halftime and after the game. Quotes from both coaches and two or three players from each team will be available at the conclusion of the game. A pregame buffet meal is served for working members of the media in the press room on the event level of John Paul Jones Arena.

## TELEPHONES/WIRELESS

The Virginia athletics media relations office will have a limited number of telephones available for postgame reporting. Should you require your own telephone for game coverage, please contact Darlene Craig or Amy Mulligan in the Virginia athletics media relations office.

A wireless network is available at John Paul Jones Arena for visiting media. A UVA media relations representative will provide login directions.

## VISIT UVA'S WEB SITES

Information on all of Virginia's 25 varsity sports is available on the UVA athletics department's official web sites:

[WWW.VIRGINIASPORTS.COM](http://WWW.VIRGINIASPORTS.COM)  
[WWW.VIRGINIASPORTSTV.COM](http://WWW.VIRGINIASPORTSTV.COM)

## VIRGINIA ATHLETICS MEDIA RELATIONS

Requests for additional information, feature materials and photographs should be made to the athletics media relations office.

### Athletics Media Relations Office

University of Virginia  
P.O. Box 400853  
Charlottesville, VA 22904-4853  
(434) 982-5500

The UVA athletics media relations office is located in John Paul Jones Arena. Regular business hours are 9 a.m. to 5 p.m., Monday through Friday.

## PHONE NUMBERS TO NOTE

(area code 434)	
Athletics Media Relations .....	982-5500
	FAX 982-5525
Athletics Director .....	982-5100
Basketball Office .....	982-5800
Sports Promotions.....	982-5600
Athletics Ticket Office .....	924-UVA1
	(800) 542-UVA1
Press Row .....	962-0579



**MELISSA DUDEK**  
ASSISTANT DIRECTOR  
PRIMARY WBB CONTACT  
Mobile ..... (434) 962-0579  
mdudek@virginia.edu



**KRISTIN WATKINS**  
ASSISTANT DIRECTOR  
SECONDARY WBB CONTACT  
Mobile ..... (864) 934-4704  
kwatkins@virginia.edu



**JIM DAVES**  
ASSISTANT A.D. FOR  
MEDIA RELATIONS  
Office ..... (434) 243-2467  
Mobile ..... (434) 962-7668  
jimdaves@virginia.edu



# 2015-16 SCHEDULE



Day	Date	Opponent	Time	TV
Fri.	Nov. 13	at Middle Tennessee State	6:30 p.m.	
<b>Mon.</b>	<b>Nov. 16</b>	<b>NORFOLK STATE</b>	<b>7 p.m.</b>	
Thu.	Nov. 19	at Auburn	7 p.m.	
<b>Sun.</b>	<b>Nov. 22</b>	<b>LONGWOOD</b>	<b>2 p.m.</b>	
Thu.	Nov. 26	vs. Green Bay^	2 p.m.	
Fri.	Nov. 27	vs. Rutgers^	4:15 p.m.	
Sat.	Nov. 28	vs. Tulane^	2 p.m.	
<b>Wed.</b>	<b>Dec. 2</b>	<b>IOWA</b>	<b>7 p.m.</b>	
<b>Sat.</b>	<b>Dec. 5</b>	<b>NJIT</b>	<b>7 p.m.</b>	
<b>Tue.</b>	<b>Dec. 8</b>	<b>BOWLING GREEN</b>	<b>11 a.m.</b>	
<b>Fri.</b>	<b>Dec. 18</b>	<b>CHARLESTON SOUTHERN</b>	<b>7 p.m.</b>	
Mon.	Dec. 21	at Ohio State	7 p.m.	
<b>Mon.</b>	<b>Dec. 28</b>	<b>Richmond vs. Lafayette%</b>	<b>4:30 p.m.</b>	
	<b>Dec. 28</b>	<b>COPPIN STATE%</b>	<b>7 p.m.</b>	
<b>Tue.</b>	<b>Dec. 29</b>	<b>Coppin St. vs. Lafayette%</b>	<b>4:30 p.m.</b>	
	<b>Dec. 29</b>	<b>RICHMOND%</b>	<b>7 p.m.</b>	
<b>Sun.</b>	<b>Jan. 3</b>	<b>MIAMI*</b>	<b>1 p.m.</b>	<b>RSN</b>
<b>Thu.</b>	<b>Jan. 7</b>	<b>NOTRE DAME*</b>	<b>7 p.m.</b>	
Sun.	Jan. 10	at Wake Forest*	2 p.m.	
<b>Thu.</b>	<b>Jan. 14</b>	<b>LOUISVILLE*</b>	<b>7 p.m.</b>	
Sun.	Jan. 17	at Georgia Tech*	2 p.m.	ESPN3
Thu.	Jan. 21	at Florida State*	7 p.m.	
<b>Sun.</b>	<b>Jan. 24</b>	<b>PITTSBURGH*</b>	<b>1 p.m.</b>	<b>RSN</b>
Wed.	Jan. 27	at NC State*	7:30 p.m.	
Thu.	Feb. 4	at Duke*	7 p.m.	ESPN3
<b>Sun.</b>	<b>Feb. 7</b>	<b>VIRGINIA TECH*</b>	<b>2 p.m.</b>	
<b>Thu.</b>	<b>Feb. 11</b>	<b>SYRACUSE*</b>	<b>7 p.m.</b>	<b>RSN</b>
Sun.	Feb. 14	at Boston College*	5 p.m.	RSN
Thu.	Feb. 18	at Louisville*	7 p.m.	ESPN3
<b>Sun.</b>	<b>Feb. 21</b>	<b>CLEMSON*</b>	<b>1 p.m.</b>	<b>RSN</b>
<b>Thu.</b>	<b>Feb. 25</b>	<b>NORTH CAROLINA*</b>	<b>7 p.m.</b>	<b>RSN</b>
Sun.	Feb. 28	at Virginia Tech*	2 p.m.	

^ Paradise Jam (U.S. Virgin Islands)

% Cavalier Classic Tournament Presented by Holiday Inn University Area

\* Atlantic Coast Conference game





**NUMERICAL**

NO.	NAME	POS.	HT.	CLASS	HOMETOWN / PREVIOUS SCHOOL
00	Debra Ferguson	Forward	6-4	FR	Madison Heights, Va./Amherst County
1	Mikayla Venson	Guard	5-7	SO	Arlington, Va./Yorktown
2	Jae'Lisa Allen	Forward	6-2	SO	Pine Bluff, Ark./White Hall
10	J'Kyra Brown	Guard	5-11	R-SO	Rocky Mount, N.C./Rocky Mount HS/East Carolina
12	Breyana Mason	Guard	5-8	JR	Woodbridge, Va./Forest Park
13	Emily Battle	Forward	6-1	Fr.	Charlottesville, Va./St. Anne's-Belfield
20	Faith Randolph	Guard	5-10	SR	Derwood, Md./Our Lady of Good Counsel
21	Lauren Moses	Forward	6-2	SO	Mount Holly, N.J./Rancocas
23	Aliyah Huland El	Guard	6-1	SO	Randolph, N.J./Randolph
32	Moné Jones	Forward	6-3	FR	Durham, N.C./Riverside
35	Shakyna Payne	Forward	6-3	FR	Acworth, Ga./Southwest Atlanta Christian Academy
44	Sydney Umeri	Forward	6-1	JR	Acworth, Ga./The Lovett School

**ALPHABETICAL**

NO.	NAME	POS.	HT.	CLASS	HOMETOWN / PREVIOUS SCHOOL
2	Jae'Lisa Allen	Forward	6-2	SO	Pine Bluff, Ark./White Hall
13	Emily Battle	Forward	6-1	Fr.	Charlottesville, Va./St. Anne's-Belfield
10	J'Kyra Brown	Guard	5-11	R-SO	Rocky Mount, N.C./Rocky Mount HS/ East Carolina
00	Debra Ferguson	Forward	6-4	FR	Madison Heights, Va./Amherst County
23	Aliyah Huland El	Guard	6-1	SO	Randolph, N.J./Randolph
32	Moné Jones	Forward	6-3	FR	Durham, N.C./Riverside
12	Breyana Mason	Guard	5-8	JR	Woodbridge, Va./Forest Park
21	Lauren Moses	Forward	6-2	SO	Mount Holly, N.J./Rancocas
35	Shakyna Payne	Forward	6-3	FR	Acworth, Ga./Southwest Atlanta Christian Academy
20	Faith Randolph	Guard	5-10	SR	Derwood, Md./Our Lady of Good Counsel
44	Sydney Umeri	Forward	6-1	JR	Acworth, Ga./The Lovett School
1	Mikayla Venson	Guard	5-7	SO	Arlington, Va./Yorktown

**HEAD COACH:** Joanne Boyle (Duke '85), 5th Year at Virginia

**ASSOCIATE HEAD COACH:** Kim McNeill (Richmond '00), 5th Year at Virginia

**ASSISTANT COACH:** La'Keshia Frett Meredith (Georgia '97), 3rd year at Virginia

**ASSISTANT COACH:** Cory McNeill (Morgan State '02), 5th Year at Virginia

**PRONUNCIATION GUIDE**

Jae'Lisa Allen	JAY-lisa
J'Kyra Brown	Juh-KYE-rah
Aliyah Huland El	ahh-LEE-uh HOO-land-ELLE
Shakyna Payne	shuh-KYE-nuh
Sydney Umeri	EWW-merry
La'Keshia Frett Meredith	Lah-KEE-shah



# BROADCAST ROSTER



00

**DEBRA FERGUSON**

Center • Freshman  
6-4  
Amherst County High  
Madison Heights, Va.



1

**MIKAYLA VENSON**

Guard • Sophomore  
5-7  
Yorktown High  
Arlington, Va.



2

**JAE'LISA ALLEN**


Forward • Sophomore  
6-2  
White Hall High  
Pine Bluff, Ark.



10

**J'KYRA BROWN**


Guard • Redshirt Sophomore  
5-11  
Rocky Mount High  
East Carolina Univ.  
Rocky Mount, N.C.



12

**BREYANA MASON**


Guard • Junior  
5-8  
Forest Park High  
Woodbridge, Va.



13

**EMILY BATTLE**

Forward • Freshman  
6-1  
St. Anne's-Belfield  
Charlottesville, Va.



20

**FAITH RANDOLPH**

Guard • Senior  
5-10  
Our Lady of Good Counsel  
Derwood, Md.



21

**LAUREN MOSES**

Forward • Sophomore  
6-2  
Rancocas High  
Mount Holly, N.J.



23

**ALIYAH HULAND EL**

Guard • Sophomore  
6-1  
Randolph High  
Randolph, N.J.



32

**MONÉ JONES**

Forward • Freshman  
6-2  
Riverside High  
Durham, N.C.



35

**SHAKYNA PAYNE**

Forward • Freshman  
6-1  
SW Atlanta Christian Academy  
Acworth, Ga.



44

**SYDNEY UMERI**

Forward • Junior  
6-1  
The Lovett School  
Acworth, Ga.



**JOANNE BOYLE**

Head Coach  
Fifth Season



**KIM MCNEILL**

Associate Head Coach  
Fifth Season



**LA'KESHIA FRETT MEREDITH**

Assistant Coach  
Third Season



**CORY MCNEILL**

Assistant Coach  
Fifth Season



**SARAH HOLSINGER**

Asst. AD/Operations  
Fifth Season



## JOANNE BOYLE

**Head Coach**  
**Fifth Season**  
**Duke (1985)**



On April 9, 2011, Joanne Boyle was announced as the fourth head coach in the history of the Virginia women's basketball program.

During her 13-year head-coaching career, Boyle has amassed a 276-149 career record with eight 20-win seasons. She has led her teams to 11 post-season berths, including five NCAA Tournament appearances, with her 2008-09 California squad advancing to the Sweet-16 for the first time in program history.

In her first four seasons in Charlottesville, Boyle has amassed a 72-56 record that includes six upset victories over top-25 opponents, including three wins over top-10 opponents at John Paul Jones Arena. Boyle's Cavaliers closed out the 2014-15 regular-season with a 75-59 victory over No. 8 Louisville. In 2013-14, Boyle's UVA squad registered an 86-72 victory over No. 6 Maryland, a team that would go on to play in the 2014 Final Four, in the Terps' last-ever visit to JPJ as an ACC opponent. Boyle, in her fourth game at the helm of the Cavaliers, led her team to a 69-64 overtime victory over No. 3 Tennessee, during the 2011-12 season.

Known throughout her career for her talents as a recruiter, Boyle signed back-to-back-to-back top-20-ranked recruiting classes at Virginia that have included a pair of Gatorade State Players of the Year, two members of the 2013 Parade Magazine High School Girls All-America Team, and a gold-medalist from the 2011 USA Basketball U16 team that swept through the FIBA Americas Championship in Merida, Mexico.

Boyle has transformed the squad into one of the stingiest defensive teams in the ACC. In her first season at UVA, the Cavaliers led the ACC by holding opponents' scoring to 54.1 points per game. The 54.1 ppg was the lowest opponent scoring average since 1975-76 when

UVA allowed 46.2 ppg. The team also held a record-setting 26 opponents to under 60 points. The year before Boyle arrived, the team was allowing 64.5 ppg, a reduction of over 10 points per game. Boyle had a similar impact when she took over at California, with the Bears allowing 60.1 ppg in her first season (2005-06) after averaging 71.3 points allowed the year before.

Under her tutelage, Boyle's players have been recognized as being among the top athletes in the elite Atlantic Coast Conference with Ariana Moorer, Ataira Franklin and Faith Randolph being named to the All-ACC team, with Franklin earning first-team honors in 2013. Lexie Gerson was twice named to the All-Defensive team while Faith Randolph was named the conference's Sixth Player of the Year in 2014. Mikayla Venson earned a spot on the ACC All-Freshman team in 2015. During Boyle's tenure, Simone Egwu became only the second Virginia women's basketball player to earn the prestigious ACC's Weaver-James-Corrigan Postgraduate Scholarship.

Last season (2014-15), Boyle's players were ranked in the top-10 in the ACC in eight different statistical categories including Randolph who just was the fifth player in ACC history to win the free throw crown while shooting over 90 percent from the stripe.

In her first season, the Cavaliers finished with a 25-11 overall record, a 9-7 mark in Atlantic Coast Conference play and a quarterfinal appearance in the 2012 Women's National Invitation Tournament (WNIT), posting 25 wins for the first time since the 1999-2000 season when that team finished with a 25-9 record. The squad finished with that season with a 17-3 home record.

Prior to being named head coach at UVA, Boyle was the women's head basketball coach at the University of California at Berkeley for six years (2005-2011).

Boyle compiled a 137-64 (.682) record with the Golden Bears. She led California to postseason play each year she directed the program, including four NCAA tournament appearances and two trips to the Women's National Invitation Tournament. The Golden Bears won the 2010 WNIT championship.

Boyle began her head-coaching career at the University of Richmond in 2002. In three years she led the Spiders to a 67-29 (.698) record, winning at least 21 games each season. Her final year at Richmond the Spiders went 23-8 and advanced to the NCAA Championships.

### JOANNE BOYLE'S RECORD YEAR-BY-YEAR

School	Season	Overall	Conference		Post Season/Honors
		W-L	W-L	Finish	
Richmond	2002-03	21-11	9-7	3	WNIT Quarterfinals
Richmond	2004-04	23-10	11-5	2	WNIT Semifinals
Richmond	2004-05	23-8	12-4	3	NCAA First Round
<b>Totals</b>	<b>3 seasons</b>	<b>67-29</b>	<b>32-16</b>		
California	2005-06	18-12	12-6	6	NCAA First Round
California	2006-07	23-9	12-6	3	NCAA First Round
California	2007-08	27-7	15-3	2	NCAA Second Round
California	2008-09	27-7	15-3	2	NCAA Sweet-16
California	2009-10	24-13	11-7	4	WNIT Champions
California	2010-11	18-16	7-11	6	WNIT Second Round
<b>Totals</b>	<b>6 seasons</b>	<b>137-64</b>	<b>72-36</b>		
Virginia	2011-12	25-11	9-7	5	WNIT Quarterfinals
Virginia	2012-13	16-14	8-10	6	
Virginia	2013-14	14-17	6-10	10	
Virginia	2014-15	17-14	7-9	9	WNIT First Round
<b>Totals</b>	<b>4 seasons</b>	<b>72-56</b>	<b>30-36</b>		
<b>Career Totals</b>	<b>13 seasons</b>	<b>276-149</b>	<b>134-88</b>		





When Boyle took over as the California head coach in 2005 she inherited a program that had gone 12 consecutive seasons without a winning record. Among the highlights during her career at California:

- \*Named the 2011 Women's Basketball Coaches Association's Carol Eckman Award winner which is presented annually to an active WBCA coach who exemplifies Eckman's spirit, integrity and character through sportsmanship, commitment to the student-athlete, honesty, ethical behavior, courage and dedication to purpose.

- \* Named 2006-07 Pac-10 Coach of the Year

- \* Named 2007-08 Russell Athletic/WBCA Region 8 Coach of the Year

- \* In 2007-08, led Cal to the Pac-10 Tournament final for the first time

- \*In 2008-09, spent four weeks at a program-best No. 3 ranking in both the AP and USA Today-ESPN Coaches' polls

- \*Advanced the 2008-09 squad to the Sweet-16 after winning a second round game in the NCAA Tournament for the first time in program history

- \*Coached the 2006-07 Pac-10 Player of the Year (Devanei Hampton) and the 2005-06 Pac-10 Freshman of the Year (Alexis Gray-Lawson)

- \*Her players earned All-Pac-10 honors 17 times and Pac-10 All-Freshman accolades 11 times

- \*Coached three All-Americans (Devanei Hampton, Ashley Walker, and Alexis Gray-Lawson)

- \*Coached the 2010 Frances Pomeroy Naismith Award winner (Alexis Gray-Lawson), an honor given to the top player in the nation 5-8 and under

- \* Had four of her players go on to play in the WNBA (Ashley Walker - Seattle Storm; Alexis Gray-Lawson - Phoenix Mercury; Layshia Clarendon - Indiana Fever; Gennifer Brandon - Chicago Sky)

Boyle is highly regarded in the women's basketball community. She was a member of the State Farm/Wade Trophy selection committee and was a member of the USA Basketball Junior National Team Committee (2009-2012). In 2006 she was an assistant coach for the USA team that competed in the 2006 FIBA Americas U20 Championship for Women and a member of the WBCA Board of Directors.

Boyle, who grew up in Monroeville, Pa., was inducted into the Pennsylvania Sports Hall of Fame (East Boros Chapter) in October of 2012.

Boyle served as an assistant coach at Duke from 1993 to 2002. During that nine-year span the Blue Devils recorded a 225-121 record, advancing to the NCAA Championships the last eight seasons and making Final Four appearances in 1999 and 2002.

A four-year letterwinner at Duke, Boyle graduated in 1985 with a degree in economics and obtained a master's of science degree in health policy and administration from North Carolina in 1989. Her 75 steals during the 1984-85 campaign remained the highest single-season total until Alana Beard broke the mark in 2000-01. Prior to starting her coaching career at her alma mater she played professionally in Luxembourg and Germany for three years.

Boyle and her daughter, Ngoty, reside in Charlottesville.





# BOYLE'S RECORD vs OPPONENTS



Opponent	Overall	UVA	Cal	Rich.
Alabama	0-1	0-1		
Albany	1-0		1-0	
Appalachian State	2-0	2-0		
Arkansas State	2-0		1-0	1-0
Arizona	11-1		11-1	
Arizona State	8-8		8-8	
Auburn	1-1	1-0		0-1
Baylor	0-3		0-3	
Belmont	1-0		1-0	
Boston College	5-4	5-3	0-1	
Brigham Young	1-0		1-0	
California	0-1	0-1		
Cal Poly	1-0		1-0	
Cal State Fullerton	1-0		1-0	
Clemson	4-1	4-1		
Colorado	0-1		0-1	
Colorado State	1-0		1-0	
Columbia	1-0		1-0	
Connecticut	0-1		0-1	
Coppin State	2-0	2-0		
Creighton	0-1			0-1
Dartmouth	1-0			1-0
Davidson	0-1	0-1		
Dayton	5-1			5-1
Delaware	2-0			2-0
Delaware St.	1-0	1-0		
DePaul	0-1			0-1
Drexel	1-0	1-0		
Duke	0-4	0-4		
Duquesne	6-0			6-0
Eastern Washington	1-0		1-0	
Florida	3-0		1-0	2-0
Florida Gulf Coast	1-0	1-0		
Florida International	1-0	1-0		
Florida State	5-3	4-2		1-1
Fordham	3-0			3-0
Fresno State	3-0		3-0	
George Washington	0-8		0-1	0-7
Georgetown	3-0			3-0
Georgia Southern	1-0		1-0	
Georgia Tech	1-5	0-4		
Harvard	1-0		1-0	
Hawai'i	1-0	1-0		
High Point	2-0	2-0		
Howard	3-0	2-0	1-0	
Idaho State	1-0		1-0	
Illinois	1-1	0-1	1-0	
Illinois State	1-0		1-0	
Indiana	1-0	1-0		
Iowa	1-0		1-0	
James Madison	2-2	2-2		
Kansas	2-0		2-0	
Kansas State	0-1	0-1		
La Salle	4-2			4-2
Liberty	5-0	2-0		3-0
Long Beach State	2-0		2-0	
Longwood	1-0	1-0		
Loyola Marymount	1-0		1-0	
Louisiana Tech	1-0	1-0		
LSU	0-1			0-1
Louisville	1-1	1-1		
Marshall	1-0			1-0
Maryland	2-4	1-4		1-0
Massachusetts	4-0	1-0		3-0
Miami	2-6	1-5	1-0	0-1
Michigan	0-1	0-1		
Minnesota	1-0	1-0		
Mount St. Mary's	1-0			1-0
Nevada	2-0			2-0
NC State	3-2	3-2		

Opponent	Overall	UVA	Cal	Rich.
New Mexico	1-2		1-2	
Norfolk State	1-0	1-0		
North Carolina	0-5	0-5		
Northwestern	0-1			0-1
Notre Dame	0-3	0-2	0-1	
Ohio State	1-1	1-0	0-1	
Oklahoma	0-1		0-1	
Old Dominion	0-1	0-1		
Oregon	12-3		12-3	
Oregon State	11-1		11-1	
Pepperdine	1-0		1-0	
Pennsylvania	1-0	1-0		
Pittsburgh	0-2	0-2		
Portland State	1-0		1-0	
Princeton	3-0	1-0	2-0	
Providence	2-0	2-0		
Radford	3-0	2-0	1-0	
Rhode Island	1-0		1-0	4-1
Richmond	2-0	2-0		
Rider	1-0			1-0
Rutgers	2-1		2-1	
Sacred Heart	1-0			1-0
St. Bonaventure	5-0		5-0	
St. John's	0-1		0-1	
Saint Joseph's	2-2			2-2
Saint Mary's	6-0	1-0	5-0	
San Diego	1-0		1-0	
San Jose State	2-1		2-1	
South Carolina State	1-0		1-0	
South Florida	2-0		1-0	1-0
Southern	1-0		1-0	
Southern California	10-3		10-3	
Southwest Missouri State	1-0		1-0	
Stanford	2-12		2-12	
Stony Brook	1-0			1-0
Syracuse	0-3	0-3		
TCU	1-1		1-1	
Temple	1-4			1-4
Tennessee	1-1	1-1		
Texas	0-1	0-1		
Texas A&M	0-2		0-2	
Texas-Arlington	1-0		1-0	
Texas Tech	1-1		1-1	
Toledo	0-1	0-1		
Tulane	0-1	0-1		
UC Davis	2-0		2-0	
UCLA	5-9		5-9	
UC Riverside	2-0		2-0	
UCSB	0-1			0-1
UMES	1-0	1-0		
UNLV	1-0		1-0	0-1
Utah	1-0		1-0	
Vanderbilt	2-1	1-0	1-1	
Virginia	2-0		1-0	1-0
Virginia Tech	8-1	8-0		0-1
VCU	3-0			3-0
Wagner	2-0	1-0		1-0
Wake Forest	4-1	4-1		
Washington	9-5		9-5	
Washington State	10-2		10-2	
West Virginia	0-2	0-2		
Western Michigan	1-0		1-0	
William & Mary	2-0		2-0	
Xavier	6-2	2-0		4-2
Yale	1-0			1-0



## KIM MCNEILL

**Associate Head Coach**  
Fifth Season  
Richmond (2000)



Kim (Hairston) McNeill was named an assistant coach at UVA in May 2011. McNeill was promoted to associate head coach in August 2013.

Virginia finished the 2011-12 season with a 25-11 overall record, the most wins since a 25-win season in 1999-2000. McNeill was also instrumental in helping to sign a top-10 ranked recruiting class in 2012.

McNeill is a native of Bassett, Va., and has been a member of Boyle's staffs at Richmond, California and now UVA. Before coming to Virginia, McNeill was an assistant coach at the University of Georgia from 2007-11. During that period the Lady Bulldogs participated in four-consecutive NCAA Tournaments and advanced to the NCAA Sweet 16 in both 2010 and 2011.

On the recruiting trail, McNeill helped Georgia ink 2008 and 2009 recruiting classes that were ranked among the nation's top five.

McNeill was selected to attend Nike's Villa 7 Coaches Consortium for three-consecutive years (2009-11) and the Achieving Coaching Excellence (ACE) Program in 2003.

Prior to serving as an assistant at Georgia, McNeill spent two seasons on Boyle's staff at California (2005-07). The Golden Bears earned back-to-back NCAA Tournament berths and compiled a 41-21 record in those two seasons.

McNeill was also a member of Boyle's staff at Richmond, her alma mater. In 2005 the 23-8 Spiders received their first NCAA berth in 14 seasons. Prior to her time at Richmond, McNeill worked three seasons (2000-01 and 2002-04) at James Madison, including the Dukes' run to the 2001 Women's National Invitation Tournament (WNIT) semifinals. In between her time at JMU, McNeill was an assistant coach at Howard University.

The 1996 Big South Rookie of the Year while playing at Radford, McNeill transferred to Richmond where she was a three-year letterwinner and co-captain. In 2000 she was named to the Colonial Athletic Association (CAA) All-Defensive team.

McNeill received her bachelor's degree in sport science from Richmond in 2000.

McNeill and her husband, fellow assistant coach Cory McNeill, are the proud parents of a twin son and daughter, Cayden and Gabrielle, who were born Jan. 4, 2013.

## LA'KESHIA FRETT MEREDITH

**Assistant Coach**  
Third Season  
Georgia (1997)



La'Keshia Frett Meredith was named as an assistant coach at UVA in July 2013. Frett Meredith, a former All-American and four-time All-SEC honoree at Georgia, will work primarily with the Cavalier post players.

As a professional basketball player, La'Keshia Frett Meredith played seven seasons in the WNBA, including making four appearances in the Western Conference Finals, after a two-year stint in the American Basketball League. Frett Meredith retired from the WNBA to take a full-time coaching position at her alma mater, serving as an assistant coach for Georgia from 2005-11 and the director of operations for her final two seasons with the Bulldogs.

In 1997, Frett Meredith was a first-round draft pick in the ABL, where she played two seasons for the Philadelphia Rage. After the ABL folded, she was drafted by the Los Angeles Sparks, beginning a seven-year WNBA career that included playing for the Sparks (1999-00), the Sacramento Monarchs (2001-03), the Charlotte Sting (2004) and the New York Liberty (2004-05). All but one of the teams reached the playoffs, including trips to the Western Conference Finals in 1999, 2000 and 2003. She also played overseas in Hungary, Israel, South Korea and Spain.

As a player, Frett Meredith enjoyed remarkable success at the prep, collegiate and professional levels. She earned 1993 National Prep Player of the Year honors and then helped lead Georgia to back-to-back Final Four appearances and consecutive SEC titles. Within the professional ranks, her teams advanced to the WNBA playoffs in six of her seven seasons in the league.

While at Georgia, Frett Meredith was the 1994 SEC Freshman of the Year and was named All-SEC by league coaches each of her four years, earning first-team recognition as a sophomore, junior and senior. She was a Naismith All-American as a junior and earned All-America recognition from Naismith, the U.S. Basketball Writers Association and the Associated Press (third team) as a senior in 1997. Frett Meredith helped lead Georgia to a combined 98-27 (.784) record from 1993-97. Frett Meredith scored 1,980 points in her Bulldog career, ranking sixth on the career scoring list, and ranked eighth with 842 rebounds.

Frett Meredith was a three-time All-American at Phoebus High School and then headlined one of the most celebrated recruiting classes in women's hoops history that featured five of USA Today's top-20 prospects in the nation. Frett Meredith and her classmates Kedra Holland-Corn and Tracy Henderson went on to become three of the top-15 overall picks in the 1997 ABL Draft, the first draft conducted when professional women's basketball emerged in the U.S. following the 1996 Atlanta Olympics. Frett Meredith received her bachelor's degree in consumer economics from Georgia in 1997.





# CORY MCNEILL

**Assistant Coach**  
Fifth Season  
Morgan State (2002)



Cory McNeill was named an assistant coach at UVA in May 2011. In McNeill's first season with the Cavaliers, Virginia finished with a 25-11 overall record, the most wins since a 25-win season in 1999-2000, and advanced for the quarterfinals of the 2012 Women's National Invitation Tournament (WNIT).

McNeill, a defensive specialist, helped mentor junior guard Lexie Gerson to earn a spot on the ACC All-Defensive team after finishing second in the ACC and in the top-20 in the nation in steals per game. The 2011-12 Cavaliers, as a team, led the conference in scoring defense and limited 22 opponents to scoring fewer than 60 points.

McNeill, a native of Baltimore, Md., came to UVA after spending four seasons at Georgetown University (2007-11). During that time period, the Hoyas continued one of the nation's most impressive turnarounds, earning back-to-back NCAA Tournament berths (2010 and 2011) for the first time in program history.

McNeill served as Georgetown's defensive coordinator all four of his seasons, helping the Hoyas become one of the nation's leaders in forced turnovers and defensive field goal percentage.

In 2011, the Hoyas advanced to the NCAA Sweet 16 for the second time in school history. Georgetown had the 2009 BIG EAST Freshman of the Year and five All-BIG EAST conference selections during McNeill's tenure.

McNeill helped the Hoyas ink a national top-10 recruiting class in 2008.

McNeill was selected to attend Nike's Villa 7 Coaches Consortium in 2010 and 2011 as well as the ACE program in 2009.

Prior to his time at Georgetown, McNeill spent five seasons as an assistant coach at Coppin State (2002-07). During McNeill's tenure, Coppin State earned two Mid-Eastern Athletic Conference (MEAC) Championships, three regular-season MEAC Championships, two NCAA Tournament berths and a WNIT appearance.


While at Coppin State, McNeill was the offensive coordinator and the MEAC Player of the Year came from an Eagles' squad for four-consecutive years.

McNeill played collegiate basketball at Morgan State and received his bachelor's degree in finance in 2002. He earned his master's degree in public administration from the University of Baltimore in 2005.

McNeill and his wife, fellow-assistant coach Kim McNeill, are the proud parents of a twin son and daughter, Cayden and Gabrielle, who were born Jan. 4, 2013.

# SARAH HOLSINGER

**Asst. AD, WBB Operations**  
Fifth Season  
Bridgewater (2002)



Sarah Holsinger was named the director of basketball operations at UVA in May 2011. In the summer of 2013, Holsinger was promoted to the Assistant Athletic Director of Women's Basketball Operations.

Holsinger came to Virginia after serving in the same capacity at California for six seasons (2005-2011). Originally from Luray, Va., Holsinger spent two seasons (2003-05) as James Madison's director of operations before making the move to the Pac-10 Conference.

Holsinger oversees all administrative aspects of the Women's Basketball program, including but not limited to building and managing the annual budget, supervising office personnel and team managers, coordinating team travel and practice scheduling, ordering and managing of Nike apparel and partnering with sports nutritionist and head chef to plan and schedule all team meals. She serves as the liaison between the head coach and all aspects of UVA athletic administration as well acting as the summer camp director and the director of the Cavalier Classic Tournament.

Holsinger was accepted to the NCAA/NACWAA Institute for Administrative Advancement in the summer of 2013. IAA is the premier "level one" leadership development program for women in intercollegiate athletics administration. This program prepares, empowers and inspires participants to become successful administrators and advance within the profession.

Holsinger played basketball and lacrosse at Bridgewater College and was a member of the Eagles' 1999 Old Dominion Athletic Conference championship basketball team. Following graduation, she was named the head junior varsity girls' basketball coach at Eastern Mennonite High School in Virginia for the 2002-03 season.

Holsinger graduated cum laude and earned her bachelor's of science degrees in allied health science and nutrition and wellness from Bridgewater College in 2002. She obtained a master's degree in kinesiology with a concentration in sports administration and coaching from JMU in May 2004.



# 2 JAE'LISA ALLEN

Forward • 6-2 • So.  
Pine Bluff, Ark.  
White Hall High School



## AT VIRGINIA 2014-15

- Appeared in four games
- Made her collegiate debut against Radford (11/16), playing the final four minutes of the game
- Scored her first collegiate points in the final 30 seconds of the Delaware State game, giving the Cavaliers the basket that pushed them to the century mark

## HIGH SCHOOL

- 2011-14 All-Conference
- 2014 All-State
- 2014 Full Court Award
- 2012 and 2013 All-Tournament honoree at the Music City Madness tournament
- 2014 McDonald's All-America nominee

## PERSONAL

- Mother is Lisa Ruth
- Has volunteered her time with Toys for Tots, Special Olympics and the Salvation Army Bell-Ringing Campaign
- Enjoys singing and drawing
- Undeclared major



## ALLEN'S CAREER STATISTICS

Year	G-GS	Min/Avg	FG-FGA	Pct.	3FG-A	Pct.	FT-FTA	Pct.	O-D	T	Avg.	Pf-DQ	Ast	TO	Blk	St	Pts	Avg
2014-15	4-0	13/3.3	1-3	.333	0-0	.000	0-0	.000	0-2	2	0.5	3-0	0	0	0	0	2	0.5



# 13

## EMILY BATTLE

Forward • 6-1 • Fr.  
Charlottesville, Va.  
St. Anne's-Belfield



### HIGH SCHOOL

- Earned All-Academic Team honors at the Flint Hill Tournament and the St. Anne's-Belfield Tip-Off Tournament
- ACAC/Women in Sports Academic Scholarship
- 2015 St. Anne's-Belfield Coach's Award
- Averaged 5.4 points, 6.1 rebounds and 1.5 blocks per game her senior season

### PERSONAL

- Daughter of Martha and Robert Battle







# 10 J'KYRA BROWN

Guard • 5-11 • R-So.  
Rocky Mount, N.C.  
Rocky Mount HS/East Carolina



## AT VIRGINIA

2014-15

- Sat out the season under NCAA transfer rules

## AT EAST CAROLINA

2013-14

- Averaged 5.9 points per game while twice earning Conference USA Freshman of the Week honors
- Scored a season-high 29 points against Louisiana Tech, going 11-of-14 from the field and 6-of-8 from three-point range against the Lady Techsters

## HIGH SCHOOL

- Finished her junior year as the leader in scoring (23.3 points per game), three-point field goals, free throws, and assists (3.2 assists per game), totalling a team-high 676 points
- Averaged 14.8 points per game as a sophomore, finishing the year with 430 points, while averaging 5.3 rebounds per game, 3.1 assists per game, 2.4 steals per game and 1.0 blocks per game
- Two-time All-State honoree
- Big East Conference (HS) Player of the Year as both a sophomore and a junior.
- Two-time Rocky Mount Telegram All-Area Player of the Year (2011, 2012)

## PERSONAL

- Daughter of James and Jacqueline Brown
- Has two older siblings, James III and Jacquestavius
- Undeclared major



## BROWN'S CAREER STATISTICS

### AT EAST CAROLINA

Year	G-GS	Min/Avg	FG-FGA	Pct.	3FG-A	Pct.	FT-FTA	Pct.	O-D	T	Avg.	Pf-DQ	Ast	TO	Blk	St	Pts	Avg
2013-14	31-1	341/11.0	63-155	.406	27-81	.333	31-42	.738	21-31	52	1.7	45-0	25	41	9	16	184	5.9



00

# DEBRA FERGUSON

Forward • 6-4 • Fr.  
Madison Heights, Va.  
Amherst County



## HIGH SCHOOL

- Two-time First-Team All-Conference 23 honoree at Amherst County High School
- Earned First-Team All-Seminole District honors after twice being named to the second team
- As a team captain her senior season, averaged 13.9 points, 8.6 rebounds and 2.0 blocks per game
- Her AAU team, the NC Spartans, won the 2014 AAU National Championship in Orlando, Fla.

## PERSONAL

- Father is Charles Ferguson
- Mother and step-father are Rachel and James Richardson
- Older brother, Cordaro Ellis, played one year of basketball at Eastern Kentucky before transferring to Pikeville University where he was part of its 2011 NAIA I National Championship team
- Graduated with honors in the top-25 of her class at Amherst County High School
- Volunteered over 50 hours at The Daily Bread soup kitchen
- Undeclared major





23

# ALIYAH HULAND EL

Guard • 6-1 • So.  
Randolph, N.J.  
Randolph High School



## AT VIRGINIA

2014-15

- Played in all 31 games with one start
- Made her collegiate debut against Ohio State, scoring five points with an assist and two blocked shots in 13 minutes
- Went 2-of-3 from three-point range, scoring 8 pts against FIU
- Had back-to-back double-digit scoring games against DSU (10) and Longwood (11)
- Had her first career start against Florida State, scoring a season-high 14 points
- Scored 12 points on 5-of-7 shooting at North Carolina

## HIGH SCHOOL

- Morris County's all-time leading scorer with 2,286 points and a 21.2 ppg average at Randolph High
- Also holds Randolph High career records for rebounds (900), assists (450) and blocks (225)
- In her senior season, led the state in scoring with 810 points
- Two-time Morris County Player of the Year
- Star Ledger First Team New Jersey All-Freshman team (2011), All-Sophomore team (2012) and All-Senior team (2014) while being named to the Star Ledger Second Team New Jersey All-Junior team in 2013
- Four-time First Team All-NJAC while earning First Team All-State honors from both the Star Ledger and MSG Varsity her senior season
- Was also a three-time MVP for the track team, holding the school record in the triple jump (38' 1 1/4")
- Played volleyball her freshman through junior seasons, breaking the school record for career kills with 542

## PERSONAL

- Parents are Leslie-Ann Huland El and Rahim Huland El
- Father, Rahim, played college basketball at Vermont and played one season (1991) in the USBL
- Has a younger brother, Ahsan



## HULAND EL'S CAREER STATISTICS

Year	G-GS	Min/Avg	FG-FGA	Pct.	3FG-A	Pct.	FT-FTA	Pct.	O-D	T	Avg.	Pf-DQ	Ast	TO	Blk	St	Pts	Avg
2014-15	31-1	552/17.8	63-189	.333	23-93	.247	24-32	.750	19-34	53	1.7	59-0	29	43	10	24	173	5.6





# 32 MONÉ JONES

Forward • 6-3 • Fr.  
Durham, N.C.  
Riverside High School



## HIGH SCHOOL

- Averaged 11.7 points, 6.5 rebounds, 1.3 assists, 1.1 steals and 3.1 blocks per game in four years at Riverside High School
- PAC 6 All-Conference and All-State team honors
- Named to the North Carolina/South Carolina All-Star Game roster
- McDonald's High School All-America nominee
- Was also a middle hitter for three years for the RHS volleyball team, earning PAC 6 All-Conference honors

## PERSONAL

- Parents are Bobby Jones Jr. and Sherai Jones
- Has an older brother, Jordan
- Undeclared major





# 12 BREYANA MASON

Guard • 5-8 • Jr.  
Woodbridge, Va.  
Forest Park High School



## AT VIRGINIA

### 2014-15

- ACC All-Academic Team
- Fourth in the ACC in assist-turnover ratio with 1.80 per game
- Seventh in the ACC in assists with 3.5 per game
- Scored a career-high 22 points in the season-opener against Ohio State, her first career 20-point game
- Went 8-of-11 from the field overall and 5-of-7 from 3pt range vs OSU, also dishing out a career-high six assists
- Had seven assists with two turnovers against Delaware State, also scoring 16 pts
- Scored a team-high 16 points in the ACC opener at Virginia Tech, shooting 60.0 percent
- Had her second seven-assist game (with just one turnover) against BC
- Also 4-of-5 from three-point range for 12 points against BC
- Had eight assists at North Carolina
- Scored 13 points, going 6-of-12 from the field, with five rebounds in the ACC Tournament game against Miami

### 2013-14

- Appeared in 30 games with 14 starts
- Averaged 3.5 points per game
- Had 37 assists and 20 steals
- Made her collegiate debut against High Point, scoring her first points on a jumper in the second half
- Had her first double-digit scoring effort, scoring a season-high 13 points against LA Tech
- Had her first career start against Florida State, scoring the Cavaliers' first basket of the game
- Posted 9-point scoring efforts in back-to-back games against Georgia Tech and Virginia Tech
- Scored 12 points in the loss to Miami

## HIGH SCHOOL

- 2012-13 Gatorade Virginia Player of the Year
- 2012-13 Parade Magazine All-American
- In her senior season, averaged 26.9 points, 7.3 rebounds, 4.8 assists and 2.9 steals per game
- 2012-13 Cardinal District Player of the Year and a four-time All-Cardinal District honoree
- Three-time All-Northwest Region first team  
VHSI All-State team and Washington Post All-Met first team
- Ranked No. 51 overall and as the No. 13 point guard by ESPN Hoop-Gurlz and No. 57 overall by Blue Star
- Attended the same high school as Virginia alum Monica Wright, breaking Wright's career scoring record, putting up 1,979 points in her four years of high school
- Factoring in the two years of middle school (seventh and eighth grade) in which she played varsity basketball, Mason scored 3,313 points in six seasons

## PERSONAL

- Parents are Nancy & Quinton Mason
- Graduated summa cum laude from Forest Park High School

## MASON'S CAREER STATISTICS

Year	G-GS	Min/Avg	FG-FGA	Pct.	3FG-A	Pct.	FT-FTA	Pct.	O-D	T	Avg.	Pf-DQ	Ast	TO	Blk	St	Pts	Avg
2013-14	30-14	553/18.4	39-118	.331	9-19	.474	17-22	.773	10-32	42	1.4	32-0	37	43	0	20	104	3.5
2014-15	31-31	1016/32.8	109-265	.411	27-62	.435	51-62	.823	10-69	79	2.5	42-0	112	60	2	41	296	9.5
TOTAL	61-45	1569/25.7	148-383	.386	36-81	.444	68-84	.810	20-101	121	2.0	74-0	149	103	2	61	400	6.6



# 21 LAUREN MOSES



**Forward • 6-2 • So.**  
**Mount Holly, N.J.**  
**Rancocas Valley Regional High**

## AT VIRGINIA 2014-15

- Appeared in all 31 games with 30 starts
- 13th in the ACC in blocked shots with 1.10 per game
- Made her collegiate debut against Ohio State, starting the game, playing 20 minutes with four points and seven rebounds
- Had her first double-digit scoring game against Toledo, scoring 14 points with eight rebounds
- Led the team with 13 rebounds at Illinois, her first career double-digit rebounding effort
- Had her first career double-double at Clemson with 15 pts, 10 rebounds
- In the victory over Wake Forest, scored eight points, going 4-of-5 from the field, with seven rebounds, two steals, two assists and three blocked shots, including a crucial block in the final 20 seconds
- Nearly had her second career double-double with 11 points and nine rebounds at North Carolina
- Scored 11 points with eight rebounds in the ACC Tournament game against Miami

## HIGH SCHOOL

- Led Rancocas Valley Regional High School to four-straight State Championship games and two state titles (2013, 2011)
- Scored 1,823 points in her high school career to become Rancocas Valley's all-time leading scorer in school history, breaking the previous mark set by UVA alum Demya Walker
- Two-time Star Ledger First Team All-State and also earned second team honors as a freshman and sophomore
- Four-time First Team Group Four in New Jersey and four-time First Team All-County
- Three-time First Team All-South Jersey after being named to the second team as a freshman
- Ranked in the espnW 100 rankings at No. 17 in her position and No. 98 overall

## PERSONAL

- Daughter of Vernon and Trinice Moses
- Brother, Dezman Moses, was an outside linebacker for the Green Bay Packers (2012-13) and Kansas City Chiefs (2014)
- Also has an older sister, Shaina



## MOSES' CAREER STATISTICS

Year	G-GS	Min/Avg	FG-FGA	Pct.	3FG-A	Pct.	FT-FTA	Pct.	O-D	T	Avg.	Pf-DQ	Ast	TO	Blk	St	Pts	Avg
2014-15	31-30	731/23.6	77-183	.421	0-1	.000	35-66	.530	66-111	177	5.7	95-5	26	64	34	26	189	6.1





35

**SHAKYNA  
PAYNE**

Forward • 6-3 • So.  
Acworth, Ga.  
Etowah High



**HIGH SCHOOL**

- Played four years of varsity basketball, playing three years at Etowah before finishing her senior year at Southwest Atlanta Christian Academy
- Was an honorable mention All-County player in 2011 before earning second-team honors in 2012 and then being named to the first-team in 2013
- 2014 Atlanta Journal Constitution All-State Class A Second Team
- Scored over 1,100 points in her prep career, averaging 12.6 points per game as a junior and 14.2 points with 7.3 rebounds per game her senior season
- Also played two years of varsity volleyball at Etowah as a middle blocker

**PERSONAL**


- Daughter of Damita Payne





# 20 FAITH RANDOLPH

Guard • 5-10 • Sr.  
Derwood, Md.  
Our Lady of Good Counsel



## AT VIRGINIA

### 2014-15

- Second Team All-ACC (Blue Ribbon Panel and Head Coaches)
- ACC All-Academic Team
- VaSID All-State Second Team
- Sixth in the ACC in scoring average (16.4) and 12th in field goal shooting percentage (39.9)
- Ranked seventh in the nation in free throw percentage (90.7)
- Randolph is the second-straight Cavalier to pace the conference in free throw shooting. Kelsey Wolfe won last year's crown with an 89.5 percent efficiency
- Randolph is just the fifth player in ACC history to win the free throw crown while shooting over 90 percent from the stripe
- Became the 31st member of UVA's 1000 Point Club with 4:06 remaining in the first half of the ACC Tournament game vs Miami
- Was the final ACC Player of the Week for the 2014-15 season after scoring 23 points and handing out eight assists in Virginia's upset win over No. 8 Louisville. In two games that week, Randolph totaled 14 field goals (including 6-of-8 from 3-point range) with 13 assists.
- Tallied 11 20-point games including three 25-point performances
- Opened the season with a 25-point performance against Ohio State, one point shy of her career high, taking 22 shots in the game
- Scored 26 points at Xavier, matching her career high. It also made her the 21st player in program history to record three or more 25-point games in UVA career
- Averaged 20.2 ppg in the first five games
- FIU Thanksgiving Classic All-Tournament Team; Cavalier Classic All-Tourney
- Went 8-of-8 from the free throw line in the final 69 seconds vs Saint Mary's, helping to seal the victory and giving her her fourth 20-pt game of the year
- Had back-to-back 20-point games for the first time in her career, scoring 26 in the next game against Howard
- Back-to-back-to-back 20-point games against Syracuse (24), BC (23) and Louisville (24)
- Back-to-back 20-point games to close out the regular season (24 at UNC and 23 vs Louisville)

### 2013-14

- Was voted the ACC Sixth Player of the Year, the second-ever Cavalier to earn the honor, starting only four games but appearing in all
- Led all ACC "bench" players in scoring, averaging 11.8 points per game and is second in steals at 1.6 per game
- Her 11.8 points per game was third-best on the team and ranked No. 28 among all ACC players
- Ranks 14th in the ACC in free throw percentage (76.4 percent)
- Scored in double digit points in 17 games with five 20-point performances
- Scored 18 points in the season-opener at JMU, following with 19 points against High Point
- Came off the bench to score 14 points in 23 minutes against LA Tech with a career-high six assists
- Scored a career-high 22 points in 25 minutes against UMES, going 4-of-6 from 3-pt range
- Shot 70% against Pitt, going 7-of-10 overall and 6-of-7 from FT line with five rebounds and two steals
- Made her first five field goal attempts in the second half against Notre Dame, finishing the game with a then-career-high 23 points
- Scored a season high 26 points against Florida State
- Scored 24 points and had a season high 8 rebounds against North Carolina
- Went 9-of-9 from the free throw line against North Carolina

### 2012-13

- Appeared in all 30 games with seven starts
- Made her collegiate debut playing 23 minutes against JMU, scoring five points with two rebounds
- Had her first career double-digit scoring effort (10 pts) vs. Syracuse
- Had seven assists in the two games of the San Juan Shootout
- Had her first career start against Coppin State, scoring six points with four rebounds, two steals, and an assist
- Made her second career start at Boston College, scoring six points in 22 minutes
- Scored 12 points in her start at Clemson, hitting a pair of three-pointers
- Scored 19 points in the regular-season finale vs. No. 24 Florida State, making eight (of 18) field goals in a career-high 39 minutes
- Followed that with a 15-point performance in the ACC Tournament first-round game against Boston College

## HIGH SCHOOL

- Ranked as the No. 26 prospect in the class by ESPNHoopGurlz
- Named WCAC Player of the Year her senior season
- Attended USA Basketball U18 trials in Colorado Springs during the summer of 2012
- Averaged 16.6 ppg, 3 assists, and 2.5 steals per game in her senior year

## RANDOLPH'S CAREER STATISTICS

Year	G-GS	Min/Avg	FG-FGA	Pct.	3FG-A	Pct.	FT-FTA	Pct.	O-D	T	Avg.	Pf-DQ	Ast	TO	Blk	St	Pts	Avg
2012-13	30-7	624/20.8	49-186	.263	13-66	.197	39-47	.830	13-36	49	1.6	22-0	26	47	2	18	150	5.0
2013-14	31-4	704/22.7	137-330	.415	25-88	.284	68-89	.764	45-52	97	3.1	67-1	44	56	1	43	367	11.8
2014-15	30-30	939/31.3	175-439	.399	54-147	.367	88-97	.907	21-95	116	3.9	73-1	66	63	6	42	492	16.4
TOTAL	91-41	2267/24.9	361-955	.378	92-301	.306	195-233	.837	79-183	262	2.9	162-2	136	166	9	103	1009	11.1



# 44 SYDNEY UMERI

Forward • 6-1 • Jr.  
Acworth, Ga.  
The Lovett School



## PERSONAL

- Parents are Bernard and Cathy Umeri
- Has a younger brother, Justin
- Worked as a summer intern on ESPN's Around the Horn (2015)
- Member of Virginia's Second-Year Council
- 2015 ACC Top VI Award - presented annually to six Virginia student-athletes who have given the most in terms of service to the University and Charlottesville communities

## AT VIRGINIA

### 2014-15

- Appeared in all 31 games
- Had eight rebounds at Xavier
- Had the second double-digit scoring game of her career at Illinois, also matching her career high with eight rebounds
- Averaged 6.5 rebounds in the final two games of the year
- Recipient of the Virginia Athletic Department's ACC Top VI Award, presented annually to six student-athletes who have given the most in terms of service to the University and Charlottesville communities

### 2013-14

- Appeared in all 31 games with 11 starts, averaging 18.0 minutes per game
- Averaged 2.8 points and 2.8 rebounds per game
- Made her collegiate debut at James Madison, starting the game
- Played 30 minutes, scoring four points in her debut
- Had her first double-digit scoring game at Liberty with 12 points
- Started the first 10 games of the season before coming off the bench at FGCU
- Scored six of her eight points at Wake Forest in a span of 1:42 during the second half

## HIGH SCHOOL

- Ranked No. 29 overall and as the No. 9 forward by ESPN HoopGurlz
- Won a gold medal with the 2011 USA Basketball's U16 team at the FIBA Americas Championship in Mérida, Mexico
- Helped lead The Lovett School to a 2012 Georgia Region 6AA championship
- Four-time All-Region 6AA team
- Two-time Atlanta Tipoff Club Jackie Bradford All-Metro Girls honorable mention
- 2013 McDonald's All-America nominee
- Also competed one season (2009) for The Lovett School track team in the long and triple jumps, 400 and 4x400 and 4x100 relays as well as being a middle blocker for two seasons with the volleyball team



## UMERI'S CAREER STATISTICS

Year	G-GS	Min/Avg	FG-FGA	Pct.	3FG-A	Pct.	FT-FTA	Pct.	O-D	T	Avg.	Pf-DQ	Ast	TO	Blk	St	Pts	Avg
2013-14	31-11	557/18.0	32-93	.344	0-0	.000	22-33	.667	46-42	88	2.8	64-2	15	43	4	17	86	2.8
2014-15	31-0	575/18.5	35-75	.467	0-0	.000	14-16	.875	27-71	98	3.2	55-1	19	30	14	11	84	2.7
TOTAL	62-11	1132/18.3	67-168	.399	0-0	.000	36-49	.735	73-113	186	3.0	119-3	34	73	18	28	170	2.7





# 1 MIKAYLA VENSON

Guard • 5-7 • So.  
Arlington, Va.  
Yorktown High



- Virginia High School League National District First Team All-District, All-Rookie Team and All-Defensive Team
- Virginia Associated Press AAA All-Northern Region First Team and Washington Post All-Met Team honorable mention as well as earning All-Arlington High School Player of the Year honors from the Sun Gazette
- Did not play high school basketball after her freshman season, but continued training with her father and playing with AAU club teams
- Ranked No. 31 overall by Blue Star Report and No. 33 overall and No. 7 at her position by ESPN Hoopgurlz

## AT VIRGINIA

2014-15

- ACC All-Freshman Team (Blue Ribbon Panel)
- Set the Virginia freshman record for made-3's in a season (61)
- Second in the conference in three-point percentage at 41.2
- Seventh in the ACC with 1.98 made-threes per game; averaged 2.3 made-threes in ACC games
- Had four games this season in which she has made five or more 3s in a game
- Had four 20-point games
- Started in her first career game against Ohio State, scoring 11 points with three assists and two steals in 35 minutes
- Had three double-digit scoring efforts in the first four games of her career
- Season-high five steals at FIU while also scoring 12 points on 5-of-7 shooting
- Had her first 20-point game, scoring 22 points on 8-of-10 shooting (5-of-7 from 3 pt range) against Delaware St
- After going 0-of-8 from the floor against Davidson, had her second-highest scoring performance of the year, putting up 16 points against Drexel
- Scored 21 points against Wake, scoring all 10 of UVa's points in the final 2:32 of their comeback win, including making two free throws in the final second that decided the game
- Had the best single-game three-point shooting efficiency in school history with a 6-for-6 performance in the win over NC State
- Named the ACC Freshman of the Week for the week ending Feb. 1, her first career ACC honor after averaging 17.0 points and shooting 80.0 percent (8-of-10) from 3-point range while helping to lead the Cavaliers to a pair of victories over NC State and Clemson.
- Finished the season with seven-straight double-digit scoring efforts including a 22-point performance against Virginia Tech

## HIGH SCHOOL

- Played one season at Yorktown High School, averaging 14.3 points per game and 5.5 assists per game
- 2011 Virginia High School League National District Co-Player of the Year and National District Rookie of the Year

## PERSONAL

- Daughter of Michael Venson and Pia Venson
- Father, Michael, played college basketball at Georgetown (1989-90) and James Madison (1990-94)
- Has an older brother, Michael Venson II



## VENSON'S CAREER STATISTICS

Year	G-GS	Min/Avg	FG-FGA	Pct.	3FG-A	Pct.	FT-FTA	Pct.	O-D	T	Avg.	Pf-DQ	Ast	TO	Blk	St	Pts	Avg
2014-15	31-31	1028/33.2	130-293	.444	61-148	.412	47-56	.839	4-64	68	2.2	62-0	74	89	4	34	368	11.9



# 2014-15 RESULTS



<b>RECORD:</b>	<b>OVERALL</b>	<b>HOME</b>	<b>AWAY</b>	<b>NEUTRAL</b>
ALL GAMES	17-14	13-4	4-8	0-2
CONFERENCE	7-9	5-3	2-6	0-0
NON-CONFERENCE	10-4	8-1	2-2	0-1

UVA.										
Date	Rank	Opponent	Score	W/L	Rec.	ACC	Attend.	High Scorer	High Reb.	Opp. High Scr
11/14		OHIO STATE	87-82	W	1-0	0-0	3358	Randolph 25	Imovbioh 24	Mitchell 26
11/16		RADFORD	75-47	W	2-0	0-0	3172	Imovbioh 14	Imovbioh 9	White 14
11/20	NR/RV	at Xavier	71-62	W	3-0	0-0	714	Randolph 26	Imovbioh 13	Gaffney 15
11/23	NR/RV	AUBURN	66-51	W	4-0	0-0	3526	Imovbioh 21	Imovbioh 13	Montgomery 24
11/28	NR/RV	vs Toledo	64-62	L	4-1	0-0	436	Randolph 21	Imovbioh 9	Zanoguera 24
11/30	NR/RV	at FIU	74-61	W	5-1	0-0	305	FR/SI 16	Imovbioh 10	Pound 18
12/03		at Illinois	86-63	L	5-2	0-0	1253	Randolph 16	Moses 13	Grant 16
12/06		DELAWARE ST	100-62	W	6-2	0-0	2998	Venson 22	Barnette 11	Aldridge 17
12/16		LONGWOOD	91-49	W	7-2	0-0	2841	Imovbioh 25	Imovbioh 15	Williams 18
12/19		SAINT MARYS	62-49	W	8-2	0-0	2950	Randolph 20	FR/SI 5	HH/LN 16
12/21		HOWARD	74-53	W	9-2	0-0	3014	Randolph 26	Imovbioh 10	Brown 15
12/28		DAVIDSON	67-57	L	9-3	0-0	3392	Imovbioh 21	Imovbioh 19	Early 24
12/29		DREXEL	72-66	W	10-3	0-0	3031	Imovbioh 19	Imovbioh 9	Curran 15
01/04		at Virginia Tech	62-47	W	11-3	1-0	1225	Mason 16	Imovbioh 11	Camp 23
01/08		WAKE FOREST	72-70	W	12-3	2-0	3034	Venson 21	FR, LM, SI 7	Hamby 27
01/11		at No. 21 Syracuse	70-58	L	12-4	2-1	708	Randolph 24	Moses 13	Peterson 16
01/15		BOSTON COLLEGE	68-56	W	13-4	3-1	3397	Randolph 23	Imovbioh 11	Hughes 14
01/18		at No. 4 Louisville	67-57	L	13-5	3-2	11322	Randolph 24	Imovbioh 15	Hammond 20
01/21		at Miami	67-58	L	13-6	3-3	1406	FR/SI 14	Imovbioh 8	Thomas 18
01/25		GEORGIA TECH	68-62	L	13-7	3-4	3975	Randolph 23	SI/FR 7	Davis 31
01/29		NC STATE	71-63	W	14-7	4-4	3092	Venson 22	Randolph 8	Wilson 18
02/01		at Clemson	77-72	W	15-7	5-4	902	LM/SI/BM 15	Imovbioh 13	Lewis 19
02/05		at Notre Dame	75-54	L	15-8	5-5	8738	Randolph 16	Imovbioh 16	Turner 26
02/12		DUKE	71-45	L	15-9	5-6	3333	Imovbioh 14	Imovbioh 8	Greenwell 22
02/15		FLORIDA STATE	65-56	L	15-10	5-7	4042	Venson 15	Umeri 5	IS, AB 14
02/19		at Pitt	68-63	LOT	15-11	5-8	736	Imovbioh 18	Imovbioh 18	Kiesel 23
02/22		VIRGINIA TECH	73-59	W	16-11	6-8	3772	Venson 22	Imovbioh 7	Panousis 17
02/26		at North Carolina	72-70	L	16-12	6-9	2988	Randolph 24	Imovbioh 12	Mavunga 23
03/01		LOUISVILLE	75-59	W	17-12	7-9	3744	Randolph 23	Imovbioh 17	Henderson 13
03/05		vs Miami	72-62	L	17-13	7-9	3688	Mason 13	Moses 8	Motley 15
03/19		vs ODU	69-62	L	17-14	7-9	973	Venson 19	Imovbioh 9	Young 20

## 2015 VIRGINIA HONORS & AWARDS

**All-ACC Second Team**  
Faith Randolph

**ACC All-Freshman Team**  
Mikayla Venson

**ACC All-Academic Team**  
Faith Randolph  
Breyana Mason

**Cavalier Classic presented by Holiday Inn University Area**  
**All-Tournament Team**  
Faith Randolph  
Sarah Imovbioh

**FIU Thanksgiving Classic All-Tournament Team**  
Faith Randolph



# 2014-15 VIRGINIA SEASON STATS



<b>RECORD:</b>	<b>OVERALL</b>	<b>HOME</b>	<b>AWAY</b>	<b>NEUTRAL</b>
ALL GAMES	17-14	13-4	4-8	0-2
CONFERENCE	7-9	5-3	2-6	0-0
NON-CONFERENCE	10-5	8-1	2-2	0-2

#	Player	gp-gs	min	avg	Total			3-Point		F-Throw		Rebounds			pf	dq	a	to	blk	stl	pts	avg
					fg-fga	fg%	3fg-fga	3fg%	ft-fa	ft%	off	def	tot	avg								
20	Faith Randolph	30-30	939	31.3	175-439	.399	54-147	.367	88-97	.907	21	95	116	3.9	73	1	66	63	6	42	492	16.4
42	Sarah Imovbioh	31-31	871	28.1	150-257	.584	0-0	.000	91-159	.572	126	208	334	10.8	85	1	30	63	13	34	391	12.6
01	Mikayla Venson	31-31	1028	33.2	130-293	.444	61-148	.412	47-56	.839	4	64	68	2.2	62	0	74	89	4	34	368	11.9
12	Breyana Mason	31-31	1016	32.8	109-265	.411	27-62	.435	51-62	.823	10	69	79	2.5	42	0	112	60	2	41	296	9.5
21	Lauren Moses	31-30	731	23.6	77-183	.421	0-1	.000	35-66	.530	66	111	177	5.7	95	5	26	64	34	26	189	6.1
23	Aliyah Huland El	31-1	552	17.8	63-189	.333	23-93	.247	24-32	.750	19	34	53	1.7	59	0	29	43	10	24	173	5.6
44	Sydney Umeri	31-0	575	18.5	35-75	.467	0-0	.000	14-16	.875	27	71	98	3.2	55	1	19	30	14	11	84	2.7
03	Sarah Beth Barnette	31-1	280	9.0	20-48	.417	10-31	.323	4-8	.500	19	41	60	1.9	39	0	15	16	6	8	54	1.7
13	Tiffany Suarez	24-0	220	9.2	15-57	.263	0-2	.000	8-12	.667	6	12	18	0.8	24	0	12	16	5	7	38	1.6
02	JaeLisa Allen	4-0	13	3.3	1-3	.333	0-0	.000	0-0	.000	0	2	2	0.5	3	0	0	0	0	0	2	0.5
Team											61	68	129				8					
Total.....		31	6225		775-1809	.428	175-484	.362	362-508	.713	359	775	1134	36.6	537	8	383	452	94	227	2087	67.3
Opponents.....		31	6225		736-1809	.407	169-590	.286	338-494	.684	371	751	1122	36.2	524	-	439	481	104	205	1979	63.8

<b>TEAM STATISTICS</b>	<b>VA</b>	<b>OPP</b>	<b>Date</b>	<b>Opponent</b>	<b>Score</b>	<b>Att.</b>
SCORING	2087	1979	11/14/14	OHIO STATE	w 87-82	3358
Points per game	67.3	63.8	11/16/14	RADFORD	w 75-47	3172
Scoring margin	+3.5	-	11/20/14	at Xavier	w 71-62	714
FIELD GOALS-ATT	775-1809	736-1809	11/23/14	AUBURN	w 66-51	3526
Field goal pct	.428	.407	11/28/14	vs Toledo	L 62-64	436
3 POINT FG-ATT	175-484	169-590	11/30/14	at FIU	w 74-61	305
3-point FG pct	.362	.286	12/03/14	at Illinois	L 63-86	1253
3-pt FG made per game	5.6	5.5	12/06/14	DELAWARE STATE	w 100-62	2998
FREE THROWS-ATT	362-508	338-494	12/16/14	LONGWOOD	w 91-49	2841
Free throw pct	.713	.684	12/19/14	SAINT MARY'S	w 62-49	2950
F-Throws made per game	11.7	10.9	12/21/14	HOWARD	w 74-53	3014
REBOUNDS	1134	1122	12/28/14	DAVIDSON	L 57-67	3392
Rebounds per game	36.6	36.2	12/29/14	DREXEL	w 72-66	3031
Rebounding margin	+0.4	-	* 01/04/15	at Virginia Tech	w 62-47	1225
ASSISTS	383	439	* 01/08/15	WAKE FOREST	w 72-70	3034
Assists per game	12.4	14.2	* 01/11/15	at Syracuse	L 58-70	708
TURNOVERS	452	481	* 01/15/15	BOSTON COLLEGE	w 68-56	3397
Turnovers per game	14.6	15.5	* 1/18/15	at LOUISVILLE	L 55-67	11322
Turnover margin	+0.9	-	* 01/21/15	at MIAMI	L 58-67	1406
Assist/turnover ratio	0.8	0.9	* 01/25/15	GEORGIA TECH	L 62-68	3975
STEALS	227	205	* 01/29/15	NC STATE	w 71-63	3092
Steals per game	7.3	6.6	* 02/01/15	at Clemson	w 77-72	902
BLOCKS	94	104	* 02/05/15	at Notre Dame	L 54-75	8738
Blocks per game	3.0	3.4	* 02/12/15	DUKE	L 45-71	3333
ATTENDANCE	56671	35394	* 02/15/15	FLORIDA STATE	L 56-65	4042
Home games-Avg/Game	17-3334	12-2606	* 02/19/15	at PITT	Lot 63-68	736
Neutral site-Avg/Game	-	2-2062	* 02/22/15	VIRGINIA TECH	w 73-59	3772
			* 02/26/15	at North Carolina	L 70-72	2988
			* 03/01/15	LOUISVILLE	w 75-59	3744
			03/05/15	vs Miami	L 52-62	3688
			03/19/14	at Old Dominion	L 62-69	973

\* - Conference game





# 2014-15 VIRGINIA ACC STATS



<b>RECORD:</b>	<b>OVERALL</b>	<b>HOME</b>	<b>AWAY</b>	<b>NEUTRAL</b>
ALL GAMES	7-9	5-3	2-6	0-0
CONFERENCE	7-9	5-3	2-6	0-0
NON-CONFERENCE	0-0	0-0	0-0	0-0

##	Player	gp-gs	min	Total		3-Point		F-Throw		Rebounds			pf	dq	a	to	blk	stl	pts	avg		
				fg-fga	fg%	3fg-fga	3fg%	ft-fa	ft%	off	def	tot									avg	
20	Faith Randolph	15-15	485	32.3	90-221	.407	26-71	.366	38-42	.905	17	45	62	4.1	37	0	41	34	1	18	244	16.3
01	Mikayla Venson	16-16	541	33.8	64-149	.430	36-86	.419	30-36	.833	1	30	31	1.9	32	0	34	52	2	18	194	12.1
42	Sarah Imovbioh	16-16	467	29.2	60-115	.522	0-0	.000	49-84	.583	45	120	165	10.3	51	1	18	35	7	13	169	10.6
12	Breyana Mason	16-16	549	34.3	55-144	.382	17-36	.472	24-30	.800	5	37	42	2.6	24	0	54	38	0	24	151	9.4
21	Lauren Moses	16-15	387	24.2	42-91	.462	0-1	.000	13-25	.520	34	59	93	5.8	51	3	14	37	13	13	97	6.1
23	Aliyah Huland El	16-1	290	18.1	33-90	.367	14-41	.341	14-18	.778	9	14	23	1.4	36	0	12	20	3	5	94	5.9
44	Sydney Umeri	16-0	298	18.6	13-33	.394	0-0	.000	8-9	.889	12	35	47	2.9	28	1	6	17	7	5	34	2.1
03	Sarah Beth Barnette	16-1	124	7.8	8-23	.348	5-16	.313	2-3	.667	4	16	20	1.3	18	0	4	9	4	5	23	1.4
13	Tiffany Suarez	10-0	84	8.4	6-17	.353	0-0	.000	1-4	.250	1	5	6	0.6	7	0	3	8	1	1	13	1.3
02	Jae'Lisa Allen	1-0	0	0.0	0-0	.000	0-0	.000	0-0	.000	0	0	0	0.0	0	0	0	0	0	0	0	0.0
Team												26	37	63			7					
Total.....		16	3225		371-883	.420	98-251	.390	179-251	.713	154	398	552	34.5	284	5	186	257	38	102	1019	63.7
Opponents.....		16	3225		396-946	.419	73-284	.257	184-275	.669	200	391	591	36.9	266	-	247	231	60	125	1049	65.6

<b>TEAM STATISTICS</b>	<b>VA</b>	<b>OPP</b>	<b>Date</b>	<b>Opponent</b>	<b>Score</b>	<b>Att.</b>	
SCORING	1019	1049	* 01/04/15	at Virginia Tech	w	62-47	1225
Points per game	63.7	65.6	* 01/08/15	WAKE FOREST	w	72-70	3034
Scoring margin	-1.9	-	* 01/11/15	at Syracuse	L	58-70	708
FIELD GOALS-ATT	371-883	396-946	* 01/15/15	BOSTON COLLEGE	w	68-56	3397
Field goal pct	.420	.419	* 1/18/15	at LOUISVILLE	L	55-67	11322
3 POINT FG-ATT	98-251	73-284	* 01/21/15	at MIAMI	L	58-67	1406
3-point FG pct	.390	.257	* 01/25/15	GEORGIA TECH	L	62-68	3975
3-pt FG made per game	6.1	4.6	* 01/29/15	NC STATE	w	71-63	3092
FREE THROWS-ATT	179-251	184-275	* 02/01/15	at Clemson	w	77-72	902
Free throw pct	.713	.669	* 02/05/15	at Notre Dame	L	54-75	8738
F-Throws made per game	11.2	11.5	* 02/12/15	DUKE	L	45-71	3333
REBOUNDS	552	591	* 02/15/15	FLORIDA STATE	L	56-65	4042
Rebounds per game	34.5	36.9	* 02/19/15	at PITT	Lot	63-68	736
Rebounding margin	-2.4	-	* 02/22/15	VIRGINIA TECH	w	73-59	3772
ASSISTS	186	247	* 02/26/15	at North Carolina	L	70-72	2988
Assists per game	11.6	15.4	* 03/01/15	LOUISVILLE	w	75-59	3744
TURNOVERS	257	231	* - Conference game				
Turnovers per game	16.1	14.4					
Turnover margin	-1.6	-					
Assist/turnover ratio	0.7	1.1					
STEALS	102	125					
Steals per game	6.4	7.8					
BLOCKS	38	60					
Blocks per game	2.4	3.8					
ATTENDANCE	28389	28025					
Home games-Avg/Game	8-3549	8-3503					
Neutral site-Avg/Game	-	0-0					

<b>Score by Periods</b>	<b>1st</b>	<b>2nd</b>	<b>OT</b>	<b>Totals</b>
Virginia	503	511	5	1019
Opponents	518	521	10	1049



# 2014-15 POINTS - REBOUNDS - ASSISTS



OPPONENT	ALLEN	BARNETTE	HULAND EL	IMOVBIQH	MASON
OHIO STATE	DNP	0-2-1	5-1-1	<b>18-24-0</b>	<b>22-0-6</b>
RADFORD	0-0-0	3-4-0	7-5-1	<b>14-9-0</b>	<b>11-3-5</b>
at Xavier	DNP	0-1-0	4-2-0	<b>18-13-1</b>	<b>6-2-6</b>
AUBURN	DNP	3-6-2	2-2-1	<b>21-13-2</b>	<b>8-2-4</b>
vs. Toledo	DNP	0-1-0	3-2-0	<b>9-9-2</b>	<b>0-3-3</b>
vs. FIU	DNP	0-0-0	8-3-1	<b>16-10-1</b>	<b>11-0-2</b>
at Illinois	DNP	0-0-0	3-3-0	<b>10-8-0</b>	<b>6-4-3</b>
DELAWARE ST	2-1-0	9-11-5	10-3-2	<b>10-9-1</b>	<b>16-3-7</b>
LONGWOOD	0-1-0	2-5-1	11-2-4	<b>25-15-0</b>	<b>10-3-4</b>
ST. MARY'S	DNP	0-4-0	5-0-1	<b>6-5-0</b>	<b>7-1-2</b>
HOWARD	DNP	3-1-0	2-0-0	<b>21-10-0</b>	<b>3-3-3</b>
DAVIDSON	DNP	5-2-0	7-1-1	<b>21-19-1</b>	<b>4-2-2</b>
DREXEL	DNP	6-2-2	4-2-4	<b>19-9-3</b>	<b>11-4-3</b>
at Virginia Tech	DNP	0-2-1	10-2-1	<b>9-11-1</b>	<b>16-1-1</b>
WAKE FOREST	DNP	0-1-0	12-3-1	<b>8-7-1</b>	<b>12-2-3</b>
at Syracuse	DNP	0-0-0	7-2-3	<b>14-9-1</b>	<b>2-4-2</b>
BOSTON COLLEGE	DNP	8-1-2	0-2-0	<b>10-11-2</b>	<b>12-2-7</b>
at Louisville	DNP	0-1-0	1-0-0	<b>11-15-0</b>	<b>11-2-1</b>
at Miami	DNP	2-0-0	0-1-0	<b>14-8-2</b>	<b>11-4-4</b>
GEORGIA TECH	DNP	0-2-0	7-1-1	<b>5-7-1</b>	<b>14-3-5</b>
NC STATE	DNP	2-3-0	5-1-0	<b>6-4-1</b>	<b>9-4-3</b>
at Clemson	DNP	6-2-0	6-1-0	<b>15-13-3</b>	<b>15-2-1</b>
at Notre Dame	DNP	0-0-0	0-1-1	<b>3-16-3</b>	<b>9-2-3</b>
DUKE	DNP	2-2-0	5-5-1	<b>14-8-1</b>	<b>2-1-6</b>
FLORIDA ST	DNP	3-1-0	<b>14-2-1</b>	<b>4-2-1</b>	<b>6-3-3</b>
at Pitt	DNP	0-2-0	7-0-1	<b>18-18-0</b>	<b>10-4-2</b>
VIRGINIA TECH	0-0-0	0-1-0	5-0-2	<b>5-7-0</b>	<b>9-5-2</b>
at UNC	DNP	0-0-0	12-2-0	<b>11-12-1</b>	<b>2-1-8</b>
LOUISVILLE	DNP	<b>0-2-1</b>	3-0-0	<b>22-17-0</b>	<b>11-2-3</b>
vs Miami	DNP	0-0-0	5-1-1	<b>6-7-0</b>	<b>13-5-2</b>
vs ODU	DNP	0-1-0	3-3-0	<b>8-9-1</b>	<b>17-2-6</b>

OPPONENT	MOSES	RANDOLPH	SUAREZ	UMERI	VENSON
OHIO STATE	<b>4-7-0</b>	<b>25-6-5</b>	0-0-1	2-3-0	<b>11-1-3</b>
RADFORD	<b>7-5-0</b>	<b>11-4-0</b>	6-0-1	4-1-1	<b>12-3-1</b>
at Xavier	<b>8-6-1</b>	<b>26-4-0</b>	2-0-0	2-8-1	<b>5-6-5</b>
AUBURN	<b>3-5-1</b>	<b>18-5-0</b>	1-0-0	0-0-0	<b>10-3-1</b>
vs. Toledo	<b>14-8-0</b>	<b>21-2-2</b>	0-2-1	6-3-1	<b>9-1-4</b>
vs. FIU	<b>7-4-2</b>	<b>16-1-1</b>	0-0-1	4-0-0	<b>12-2-2</b>
at Illinois	<b>5-13-0</b>	<b>16-2-3</b>	2-2-2	10-8-0	<b>11-0-1</b>
DELAWARE ST	<b>6-6-2</b>	<b>15-1-1</b>	4-1-2	6-2-1	<b>22-2-2</b>
LONGWOOD	<b>10-2-3</b>	<b>14-2-1</b>	8-1-1	0-1-0	<b>11-1-4</b>
ST. MARY'S	<b>4-4-0</b>	<b>20-5-4</b>	0-1-0	6-3-2	<b>14-1-4</b>
HOWARD	<b>5-6-2</b>	<b>26-7-3</b>	0-5-0	4-5-2	<b>10-1-4</b>
DAVIDSON	<b>2-3-1</b>	<b>15-1-2</b>	0-0-0	2-3-1	<b>1-3-1</b>
DREXEL	<b>2-3-0</b>	<b>21-3-1</b>	0-0-0	2-1-0	<b>16-7-1</b>
at Virginia Tech	<b>5-8-3</b>	<b>9-5-4</b>	0-0-0	0-5-0	<b>13-0-2</b>
WAKE FOREST	<b>8-7-2</b>	<b>11-7-1</b>	DNP	0-1-0	<b>21-2-2</b>
at Syracuse	<b>2-13-1</b>	<b>24-2-2</b>	DNP	0-0-0	<b>9-1-3</b>
BOSTON COLLEGE	<b>0-5-1</b>	<b>23-6-1</b>	DNP	2-2-0	<b>13-3-3</b>
at Louisville	<b>4-9-0</b>	<b>24-5-3</b>	0-0-0	2-2-0	<b>2-1-2</b>
at Miami	<b>4-5-0</b>	<b>14-3-3</b>	0-2-0	2-5-0	<b>11-1-2</b>
GEORGIA TECH	<b>4-6-1</b>	<b>23-7-2</b>	DNP	2-3-1	<b>7-2-2</b>
NC STATE	<b>6-7-0</b>	<b>17-8-5</b>	2-0-0	2-5-0	<b>22-2-2</b>
at Clemson	<b>15-10-3</b>	<b>8-1-2</b>	0-0-2	0-1-1	<b>12-2-4</b>
at Notre Dame	<b>8-3-1</b>	<b>16-3-1</b>	2-1-0	7-1-0	<b>9-1-1</b>
DUKE	<b>6-1-1</b>	<b>4-5-1</b>	5-0-1	0-1-1	<b>7-1-1</b>
FLORIDA ST	<b>5-0-1</b>	INJ	2-2-0	7-5-2	<b>15-3-2</b>
at Pitt	<b>4-4-0</b>	<b>7-1-1</b>	2-1-0	4-7-0	<b>11-1-2</b>
VIRGINIA TECH	<b>13-2-0</b>	<b>17-4-2</b>	0-0-0	2-2-0	<b>22-3-3</b>
at UNC	<b>11-9-0</b>	<b>24-2-5</b>	DNP	0-3-0	<b>10-4-1</b>
LOUISVILLE	<b>2-4-0</b>	<b>23-3-8</b>	DNP	4-4-0	<b>10-4-2</b>
vs Miami	<b>11-8-0</b>	<b>6-7-2</b>	DNP	0-6-3	<b>11-2-1</b>
vs ODU	<b>4-4-0</b>	<b>7-4-0</b>	2-0-0	2-7-1	<b>19-4-6</b>



# GAME-BY-GAME COMPARISONS



	Field Goal %		3-Point FG %		Free Throw Pct.		Rebounds Turnovers	
	Virginia	Opponent	Virginia	Opponent	Virginia	Opponent	UVA-Opp	UVA-Opp
OHIO STATE	31-76 (.408)	29-74 (.392)	10-26 (.385)	11-30 (.367)	15-19 (.789)	13-16 (.813)	51-40 (+11)	10-9
RADFORD	30-66 (.455)	16-54 (.296)	2-14 (.143)	1-18 (.056)	13-20 (.650)	14-20 (.700)	38-43 (-5)	5-20
at Xavier	29-62 (.468)	22-62 (.355)	3-7 (.429)	8-25 (.320)	10-12 (.833)	10-13 (.769)	44-33 (+11)	15-13
AUBURN	23-46 (.500)	20-62 (.323)	7-10 (.700)	8-20 (.400)	13-20 (.650)	3-12 (.250)	39-32 (+7)	17-15
vs Toledo	24-60 (.400)	22-46 (.478)	7-20 (.350)	7-22 (.318)	7-11 (.636)	13-19 (.684)	35-30 (+5)	9-12
at FIU	32-62 (.516)	22-46 (.478)	2-10 (.200)	6-11 (.545)	8-11 (.727)	11-15 (.733)	21-36 (-15)	7-25
at Illinois	21-56 (.375)	33-60 (.550)	4-14 (.286)	8-21 (.381)	17-26 (.654)	12-21 (.571)	42-29 (+13)	18-11
DELAWARE ST	38-71 (.535)	21-58 (.362)	8-18 (.444)	6-14 (.429)	16-25 (.640)	14-16 (.875)	45-34 (+11)	8-17
LONGWOOD	38-68 (.559)	18-57 (.316)	2-13 (.154)	7-25 (.280)	13-20 (.650)	6-9 (.667)	38-33 (+5)	6-20
SAINT MARYS	22-56 (.393)	16-46 (.348)	6-18 (.333)	2-10 (.200)	12-14 (.857)	15-21 (.714)	28-38 (-10)	14-23
HOWARD	27-59 (.458)	21-71 (.296)	4-14 (.286)	2-28 (.071)	16-23 (.696)	9-11 (.818)	46-40 (+6)	25-24
DAVIDSON	20-64 (.313)	25-55 (.455)	5-23 (.217)	11-23 (.478)	12-15 (.800)	6-8 (.750)	41-37 (+4)	15-18
DREXEL	21-48 (.438)	24-54 (.444)	7-19 (.368)	5-14 (.357)	23-30 (.767)	13-16 (.813)	38-25 (+13)	17-12
at Va Tech	23-56 (.411)	15-52 (.288)	8-20 (.400)	3-15 (.200)	8-15 (.533)	14-20 (.700)	36-37 (-1)	11-15
WAKE	24-60 (.400)	30-58 (.517)	10-26 (.385)	2-12 (.167)	14-19 (.737)	8-15 (.533)	34-37 (-3)	17-20
at Syracuse	23-66 (.348)	26-55 (.473)	7-22 (.318)	12-27 (.444)	5-8 (.625)	6-8 (.750)	40-36 (+4)	22-21
BC	22-61 (.361)	23-56 (.411)	13-26 (.500)	3-15 (.200)	11-13 (.846)	7-9 (.778)	38-35 (+3)	16-17
at Louisville	25-56 (.446)	28-59 (.475)	1-11 (.091)	0-9 (.000)	4-9 (.444)	11-26 (.423)	35-39 (-4)	10-5
at Miami	19-49 (.388)	25-64 (.391)	5-11 (.455)	4-19 (.211)	15-23 (.652)	13-19 (.684)	35-40 (-5)	16-11
GEORGIA TECH	28-63 (.444)	26-65 (.400)	3-15 (.200)	2-15 (.133)	3-7 (.429)	14-14 (1.000)	35-40 (-5)	13-13
NC STATE	23-59 (.469)	26-66 (.394)	11-15 (.733)	6-26 (.230)	14-17 (.824)	5-7 (.714)	38-30 (+8)	16-10
at Clemson	28-63 (.444)	23-60 (.383)	10-19 (.526)	8-21 (.381)	11-15 (.733)	18-25 (.720)	34-45 (-11)	7-12
at Notre Dame	23-59 (.390)	28-57 (.491)	2-11 (.182)	2-8 (.250)	6-8 (.750)	17-26 (.654)	30-42 (-12)	14-12
DUKE	19-52 (.365)	26-59 (.441)	2-11 (.182)	6-19 (.316)	5-8 (.625)	13-17 (.765)	25-42 (-17)	22-19
FLORIDA STATE	20-43 (.465)	24-53 (.453)	8-19 (.421)	8-21 (.381)	8-9 (.889)	9-13 (.692)	21-33 (-12)	19-16
at Pitt	23-66 (.348)	25-58 (.431)	1-9 (.111)	3-20 (.150)	16-21 (.762)	15-26 (.577)	44-40 (+4)	18-18
VIRGINIA TECH	22-44 (.500)	21-53 (.396)	4-13 (.308)	6-22 (.273)	25-29 (.862)	11-15 (.733)	28-28 (E)	14-17
at UNC	28-55 (.509)	30-71 (.423)	7-15 (.467)	4-16 (.250)	7-17 (.412)	8-14 (.571)	40-39 (+1)	21-12
LOUISVILLE	21-41 (.512)	20-60 (.333)	6-8 (.750)	4-19 (.211)	27-33 (.818)	15-21 (.714)	39-28 (+11)	21-13
vs Miami	21-66 (.318)	24-57 (.421)	4-11 (.364)	8-29 (.276)	6-9 (.667)	6-8 (.750)	40-40	14-17
vs ODU	27-66 (.409)	27-61 (.443)	6-16 (.375)	6-16 (.375)	2-2 (1.00)	9-14 (.643)	36-41	15-14





## VIRGINIA

## OPPONENT

Bench Points	332 (11.1)	409 (13.6)
FG Percentage- Home	429-967 (.444)	360-935 (.385)
FG Percentage- Road	274-650 (.421)	303-710 (.426)
FG Percentage- Neutral	45-126 (.357)	46-103 (.446)
Most Points- Half	55 (1st vs Delaware St, 12/06)	48 (2nd at Illinois, 12/03)
Fewest Points- Half	22 (1st at Illinois, 12/03)	21 (1st vs Radford, 11/16)
	23 (2nd (2x) last at Notre Dame, 02/05)	
Largest Halftime Lead	30 vs Delaware St (12/06)	
Largest Halftime Deficit	19 vs Notre Dame (02/12)	

## VIRGINIA'S RECORD WHEN

Game decided by 10 pts or less	6-9
Leading at halftime	14-4
Trailing at halftime	2-10
Tied at halftime	1-0
Went into overtime	0-1
Leading by 10 or more points	16-6
Shot FG 50% or better	6-1
Shot FG less than 50%	11-12
Shot FG less than 40%	2-8
Shot FG 40% or better	15-6
Holding opponent under 60 pts	8-0
Scoring 30-39 points	0-0
Scoring 40-49 points	0-1
Scoring 50-59 points	0-7
Scoring 60-69 points	4-5
Scoring 70-79 points	10-1
Scoring 80-89 points	1-0
Scoring 90-100 points	2-0
Outrebounding opponent	11-6
Being outrebounded	6-7
Tied in rebounding	1-1
Have fewer TOs than opponent	10-3
Committing 15 or less TOs	10-7
Start #1, 12, 20, 21, 42	16-13
Start #1, 12, 23, 21, 42	0-1
Start #1, 3, 12, 23, 42	1-0
Playing a ranked opponent	1-6
Playing a top-10 ranked opponent	1-3
Playing on television	1-4
Playing on ESPN3/Fox Go only	1-3

## SCORING BENCHMARKS

### GAMES WITH 20 OR MORE POINTS IN 14-15

Faith Randolph	11
Sarah Imovbioh	5
Mikayla Venson	4
Breyana Mason	1

### GAMES WITH 10 OR MORE POINTS IN 14-15

Faith Randolph	24
Mikayla Venson	23
Sarah Imovbioh	20
Breyana Mason	17
Aliyah Huland El	6
Lauren Moses	6
Sydney Umeri	1

### GAMES WITH 10 OR MORE REBOUNDS IN 14-15

Sarah Imovbioh	15
Lauren Moses	3
Sarah Beth Barnette	1

### GAMES WITH 20 OR MORE REBOUNDS IN 14-15

Sarah Imovbioh	1
----------------	---

### DOUBLE DOUBLES IN 14-15

Sarah Imovbioh	13
Lauren Moses	1



# 2014-15 VIRGINIA BOX SCORES



Official Basketball Box Score -- Game Totals -- Final Statistics  
**Ohio State vs Virginia**  
11/14/14 7 p.m. at JPJ Arena, Charlottesville, Va.



## Ohio State 82 • 0-1

##	Player	Total		3-Ptr		Rebounds			PF	TP	A	T	Blk	Stl	Min
		FG-FGA	FT-FTA	FG-FGA	FT-FTA	Off	Def	Tot							
22	Alexa Hart	f	3-6	0-0	0-0	4	5	9	3	6	1	0	3	1	27
03	Kelsey Mitchell	g	9-27	3-12	5-8	0	2	2	4	26	4	3	1	0	38
13	Cait Craft	g	4-11	2-6	0-0	2	1	3	0	10	1	1	0	1	39
14	Ameryst Alston	g	8-16	5-8	6-6	0	4	4	3	27	3	2	0	0	39
20	Asia Doss	g	2-8	1-4	2-2	1	6	7	2	7	6	3	0	1	32
01	Kalpana Beach	g	3-6	0-0	0-0	1	6	7	3	6	0	0	1	0	20
21	Lisa Blair	g	0-0	0-0	0-0	0	1	1	0	0	0	0	0	0	5
Team						5	2	7							
Totals			29-74	11-30	13-16	13	27	40	15	82	15	9	5	3	200

FG % 1st Half: 15-40 37.5% 2nd half: 14-34 41.2% Game: 29-74 39.2% Deadball Rebounds 3  
 3FG % 1st Half: 4-14 28.6% 2nd half: 7-16 43.8% Game: 11-30 36.7%  
 FT % 1st Half: 9-10 90.0% 2nd half: 4-6 66.7% Game: 13-16 81.3%

## Virginia 87 • 1-0

##	Player	Total		3-Ptr		Rebounds			PF	TP	A	T	Blk	Stl	Min
		FG-FGA	FT-FTA	FG-FGA	FT-FTA	Off	Def	Tot							
21	Lauren Moses	f	1-6	0-0	2-2	4	3	7	4	4	0	1	2	1	20
42	Sarah Imovbioh	c	7-10	0-0	4-6	10	14	24	1	18	0	2	3	0	32
01	Mikayla Venson	g	3-12	1-6	4-4	0	1	1	2	11	3	2	0	2	35
12	Breyana Mason	g	8-11	5-7	1-2	0	0	0	2	22	6	2	0	0	26
20	Faith Randolph	g	9-22	3-7	4-5	1	5	6	3	25	5	1	0	3	36
03	Sarah Beth Barnette	g	0-3	0-0	0-0	1	1	2	1	0	1	0	0	0	11
13	Tiffany Suarez	g	0-4	0-0	0-0	0	0	0	2	0	1	0	0	0	11
23	Aliyah Huland El	g	2-7	1-3	0-0	0	1	1	4	5	1	2	2	0	13
44	Sydney Umeri	g	1-1	0-0	0-0	0	3	3	1	2	0	0	0	0	16
Team						4	3	7							
Totals			31-76	10-26	15-19	20	31	51	20	87	17	10	7	6	200

FG % 1st Half: 15-38 39.5% 2nd half: 16-38 42.1% Game: 31-76 40.8% Deadball Rebounds 2,1  
 3FG % 1st Half: 5-13 38.5% 2nd half: 5-13 38.5% Game: 10-26 38.5%  
 FT % 1st Half: 4-4 100.0% 2nd half: 11-15 73.3% Game: 15-19 78.9%

Officials: Dee Kantner, Joseph Vaszilny, Karen Prato  
 Technical fouls: Ohio State-None. Virginia-None.  
 Attendance: 3358

Score by periods	1st	2nd	Total
Ohio State	43	39	82
Virginia	39	48	87



Official Basketball Box Score -- Game Totals -- Final Statistics  
**Radford vs Virginia**  
11/16/14 1:00 p.m. at JPJ Arena, Charlottesville, Va.



## Radford 47 • 0-1

##	Player	Total		3-Ptr		Rebounds			PF	TP	A	T	Blk	Stl	Min
		FG-FGA	FT-FTA	FG-FGA	FT-FTA	Off	Def	Tot							
22	WORTHY, Jayda	f	2-4	0-0	4-6	5	3	8	3	8	1	1	1	0	19
13	ROSS, Rachel	c	4-6	0-0	1-2	1	3	4	4	9	0	0	0	0	21
03	FOY, Aisha	g	0-10	0-6	0-0	0	0	0	2	0	1	5	0	0	30
05	AVERY, Ayana	g	1-9	1-8	0-0	0	1	1	1	3	3	1	0	0	28
33	McIVOR, Kiera	g	0-3	0-1	0-0	0	0	0	2	0	0	2	0	0	23
02	TOOHEY, Jordan	g	0-0	0-0	0-0	0	0	0	0	0	0	0	0	0	1
11	QUEVEDO, Claudia	g	1-3	0-1	2-2	0	2	2	1	4	0	1	0	0	17
12	ALLEN, Brittany	g	0-1	0-1	0-0	0	1	1	0	0	0	1	1	0	6
14	GILMORE, Gaby	g	1-3	0-1	1-2	0	4	4	1	3	1	1	0	0	15
21	WHITE, Janayla	g	4-9	0-0	6-7	7	3	10	5	14	0	1	2	0	19
24	GAYMON, Jordynn	g	3-6	0-0	0-1	2	6	8	3	6	0	7	0	0	21
Team						1	4	5							
Totals			16-54	1-18	14-20	16	27	43	22	47	7	20	3	0	200

FG % 1st Half: 8-27 29.6% 2nd half: 8-27 29.6% Game: 16-54 29.6% Deadball Rebounds 4  
 3FG % 1st Half: 0-10 0.0% 2nd half: 1-8 12.5% Game: 1-18 5.6%  
 FT % 1st Half: 5-9 55.6% 2nd half: 9-11 81.8% Game: 14-20 70.0%

## Virginia 75 • 2-0

##	Player	Total		3-Ptr		Rebounds			PF	TP	A	T	Blk	Stl	Min
		FG-FGA	FT-FTA	FG-FGA	FT-FTA	Off	Def	Tot							
21	Lauren Moses	f	3-7	0-0	1-3	2	3	5	2	7	0	1	2	0	23
42	Sarah Imovbioh	c	6-10	0-0	2-3	5	4	9	3	14	0	0	0	1	20
01	Mikayla Venson	g	6-8	0-2	0-0	0	3	3	2	12	1	2	0	1	23
12	Breyana Mason	g	4-8	0-0	3-5	0	3	3	1	11	5	0	0	1	31
20	Faith Randolph	g	5-11	1-3	0-0	0	4	4	2	11	0	0	0	2	28
02	Jae'Lisa Allen	g	0-1	0-0	0-0	0	0	0	0	0	0	0	0	0	4
03	Sarah Beth Barnette	g	1-2	1-1	0-0	2	2	4	1	3	0	0	0	0	17
13	Tiffany Suarez	g	1-5	0-1	4-4	0	0	0	1	6	1	2	0	0	19
23	Aliyah Huland El	g	2-11	0-7	3-5	1	4	5	4	7	1	0	0	1	19
44	Sydney Umeri	g	2-3	0-0	0-0	0	1	1	4	4	1	0	2	1	16
Team						4	4	4							
Totals			30-66	2-14	13-20	14	24	38	20	75	9	5	4	9	200

FG % 1st Half: 12-33 36.4% 2nd half: 18-33 54.5% Game: 30-66 45.5% Deadball Rebounds 2  
 3FG % 1st Half: 0-7 0.0% 2nd half: 2-7 28.6% Game: 2-14 14.3%  
 FT % 1st Half: 7-11 63.6% 2nd half: 6-9 66.7% Game: 13-20 65.0%

Officials: Luis Gonzalez, Diana DePaul, Kristi Vera  
 Technical fouls: Radford-None. Virginia-None.  
 Attendance: 3172  
 RU: White fouled out at 3:32 (II)

Score by periods	1st	2nd	Total
Radford	21	26	47
Virginia	31	44	75

Points	In	Off	2nd	Fast	Bench
RAD	28	9	23	0	27
VA	32	21	13	6	20

Last FG - RAD 2nd-00:16, VA 2nd-01:12.  
 Largest lead - RAD None, VA by 32 2nd-01:12.  
 RAD led for 00:00. VA led for 38:11. Game was tied for 01:49.  
 Score tied - 0 times.  
 Lead changed - 0 times.

Official Basketball Box Score -- Game Totals -- Final Statistics  
**Virginia vs Xavier**  
11/20/14 7 p.m. at Cincinnati, Ohio (Cintas Center)

## Virginia 71 • 3-0

##	Player	Total		3-Ptr		Rebounds			PF	TP	A	T	Blk	Stl	Min
		FG-FGA	FT-FTA	FG-FGA	FT-FTA	Off	Def	Tot							
21	Lauren Moses	f	3-5	0-0	2-3	0	6	6	2	8	1	1	2	2	23
42	Sarah Imovbioh	c	9-14	0-0	0-1	7	6	13	2	18	1	1	0	1	35
01	Mikayla Venson	g	2-9	1-3	0-0	0	6	6	1	5	2	1	0	0	35
12	Breyana Mason	g	3-10	0-0	0-0	0	2	2	3	6	2	0	0	0	25
20	Faith Randolph	g	8-14	2-2	8-8	1	3	4	2	26	0	3	0	3	35
03	Sarah Beth Barnette	g	0-0	0-0	0-0	0	1	1	0	0	1	0	0	0	3
13	Tiffany Suarez	g	1-5	0-0	0-0	0	0	0	2	2	0	0	0	0	16
23	Aliyah Huland El	g	2-4	0-2	0-0	0	2	2	0	4	0	2	0	0	10
44	Sydney Umeri	g	1-1	0-0	0-0	3	5	8	2	2	1	3	1	0	18
Team						2	0	2							
Totals			29-62	3-7	10-12	13	31	44	15	71	14	15	4	8	200

FG % 1st Half: 17-38 44.7% 2nd half: 12-24 50.0% Game: 29-62 46.8% Deadball Rebounds 0  
 3FG % 1st Half: 1-5 20.0% 2nd half: 2-2 100.0% Game: 3-7 42.9%  
 FT % 1st Half: 2-3 66.7% 2nd half: 8-9 88.9% Game: 10-12 83.3%

## Xavier 62 • 2-1

##	Player	Total		3-Ptr		Rebounds			PF	TP	A	T	Blk	Stl	Min
		FG-FGA	FT-FTA	FG-FGA	FT-FTA	Off	Def	Tot							
14	GLOVER, Briana	f	2-6	1-3	0-0	2	0	2	1	5	0	2	0	0	23
23	SCHAEFER, Leah	f	0-2	0-0	0-0	1	5	6	1	0	1	1	1	0	21
00	TURNER, Marquia	g	2-7	2-5	0-0	1	1	2	6	2	1	1	1	1	21
30	GAFFNEY, Raeshaun	g	4-12	0-2	7-8	2	2	4	1	15	0	0	0	0	25
05	CRITTENDON, Jenna	g	0-5	0-2	2-2	1	2	3	1	2	0	1	1	2	22
01	FINCHER, Kindell	g	4-8	3-5	0-1	1	3	4	2	11	1	2	0	3	15
02	KYNARD, Maleeka	g	3-7	1-3	1-2	0	1	1	2	8	4	1	0	1	17
12	BYRD, Jada	g	1-1	1-1	0-0	0	1	1	0	3	0	0	0	0	2
15	ZANTT, Aliyah	g	2-6	0-4	0-0	0	2	2	0	4	1	2			



# 2014-15 VIRGINIA BOX SCORES



## Official Basketball Box Score -- Game Totals -- Final Statistics Toledo vs Virginia 11/28/14 8:00 PM at FIU Arena (Miami, Fla.)

Toledo 64 • 3-2

#	Player	Total		3-Ptr		Rebounds			PF	TP	A	TO	Blk	Stl	Min
		FG-FGA	FT-FTA	FG-FGA	FT-FTA	Off	Def	Tot							
01	HARRIS, Brenae	* 1-6	0-2	2-2	0	5	5	0	4	2	1	0	0	36	
23	ZANOQUERA, Inma	* 7-9	4-4	6-6	2	3	5	1	24	10	1	0	0	38	
24	RASMUSSEN, Michaela	* 7-15	1-6	4-9	2	6	8	2	19	0	2	0	0	38	
32	CAPOTOSTO, Ana	* 4-8	2-6	1-2	2	5	7	2	11	0	1	0	1	34	
42	REECHER, Sophie	* 2-2	0-0	0-0	1	0	1	5	4	0	2	0	0	21	
13	MONAKANA, Janice	1-5	0-3	0-0	0	1	1	2	2	0	1	0	0	12	
21	de ALFREDO, Elena	0-1	0-1	0-0	0	1	1	1	0	0	0	0	0	5	
33	KESSLER, Nancy	0-0	0-0	0-0	0	0	0	3	0	0	1	0	0	9	
35	WOODY, Jada	0-0	0-0	0-0	0	0	0	0	0	1	0	0	0	7	
	Team				0	2	2			3					
	Totals	22-46	7-22	13-19	7	23	30	16	64	13	12	0	1	200	

FG % 1st Half: 10-22 45.5% 2nd half: 12-24 50.0% Game: 22-46 47.8%  
 3FG % 1st Half: 5-15 33.3% 2nd half: 2-7 28.6% Game: 7-22 31.8%  
 FT % 1st Half: 2-6 33.3% 2nd half: 11-13 84.6% Game: 13-19 68.4%

Virginia 62 • 4-1

#	Player	Total		3-Ptr		Rebounds			PF	TP	A	TO	Blk	Stl	Min
		FG-FGA	FT-FTA	FG-FGA	FT-FTA	Off	Def	Tot							
01	Mikayla Venson	* 4-10	1-4	0-0	1	0	1	2	9	4	1	0	0	37	
12	Breyana Mason	* 0-7	0-1	0-0	0	3	3	2	0	3	1	0	0	29	
20	Faith Randolph	* 8-15	5-10	0-0	0	2	2	5	21	2	1	0	1	29	
21	Lauren Moses	* 6-10	0-0	2-4	5	3	8	4	14	0	2	0	0	25	
42	Sarah Imovbioh	* 3-7	0-0	3-5	4	9	3	9	2	2	0	0	0	31	
03	Sarah Beth Barnette	0-1	0-1	0-0	0	1	1	1	0	0	0	0	0	2	
13	Tiffany Suarez	0-3	0-0	0-0	1	1	2	1	0	1	1	0	0	10	
23	Aliyah Huland El	1-4	1-4	0-0	1	1	2	0	3	0	1	0	0	15	
44	Sydney Umeri	2-3	0-0	2-2	1	2	3	1	6	1	0	0	0	22	
	Team				1	3	4								
	Totals	24-60	7-20	7-11	15	20	35	19	62	13	9	0	1	200	

FG % 1st Half: 14-30 46.7% 2nd half: 10-30 33.3% Game: 24-60 40.0%  
 3FG % 1st Half: 4-10 40.0% 2nd half: 3-10 30.0% Game: 7-22 31.8%  
 FT % 1st Half: 1-3 33.3% 2nd half: 6-8 75.0% Game: 7-11 63.6%

Officials: Bob Trammell, Maria Gearhart, Will Schriber  
 Technical fouls: Toledo-None. Virginia-None.  
 Attendance: 436

Score by periods	1st	2nd	Total
Toledo	27	37	64
Virginia	33	29	62

Points	In	Off	2nd	Fast	Bench
TOLEDO	Paint	T/O	Chance	Break	
VA	22	16	8	2	2
	20	8	14	0	9

Last FG - TOLEDO 2nd-00:04, VA 2nd-00:13.  
 Largest lead - TOLEDO by 3 1st-09:54, VA by 10 2nd-18:39.  
 TOLEDO led for 04:06, VA led for 35:06. Game was tied for 00:44.

Score tied - 4 times.  
 Lead changed - 7 times.

## Official Basketball Box Score -- Game Totals -- Final Statistics Virginia vs FIU 11/30/14 2:00 PM at FIU Arena (Miami, Fla.)

Virginia 74 • 5-1

#	Player	Total		3-Ptr		Rebounds			PF	TP	A	TO	Blk	Stl	Min
		FG-FGA	FT-FTA	FG-FGA	FT-FTA	Off	Def	Tot							
01	Mikayla Venson	* 5-7	0-1	2-2	0	2	2	3	12	2	2	0	5	32	
12	Breyana Mason	* 5-10	0-1	1-1	0	0	0	1	11	2	1	0	0	31	
20	Faith Randolph	* 6-12	0-3	4-5	0	1	1	1	16	1	0	0	1	30	
21	Lauren Moses	* 3-8	0-0	1-2	2	2	4	2	7	0	0	3	2	29	
42	Sarah Imovbioh	* 8-12	0-0	0-1	2	8	10	4	16	1	1	0	5	25	
03	Sarah Beth Barnette	0-2	0-2	0-0	0	0	0	2	0	0	0	1	0	7	
13	Tiffany Suarez	0-1	0-0	0-0	0	0	0	0	0	0	1	0	1	8	
23	Aliyah Huland El	3-6	2-3	0-0	1	2	3	2	8	1	1	0	1	19	
44	Sydney Umeri	2-4	0-0	0-0	0	0	0	2	4	0	2	1	0	19	
	Team				1	0	1								
	Totals	32-62	2-10	8-11	6	15	21	17	74	10	7	6	14	200	

FG % 1st Half: 17-33 51.5% 2nd half: 15-29 51.7% Game: 32-62 51.6%  
 3FG % 1st Half: 0-2 0.0% 2nd half: 2-8 25.0% Game: 2-10 20.0%  
 FT % 1st Half: 3-3 100.0 2nd half: 5-8 62.5% Game: 8-11 72.7%

FIU 61 • 0-5

#	Player	Total		3-Ptr		Rebounds			PF	TP	A	TO	Blk	Stl	Min
		FG-FGA	FT-FTA	FG-FGA	FT-FTA	Off	Def	Tot							
01	POUND, Klandrea	* 6-16	3-6	3-4	2	9	11	1	18	0	4	1	1	37	
03	LABADY, Zsofia	* 0-1	0-0	0-0	1	0	1	2	0	0	2	0	0	11	
05	SHADE, Taylor	* 5-8	1-2	1-1	0	1	1	2	12	8	5	0	1	34	
12	DAVYDOVA, Marita	* 3-6	0-0	3-4	1	2	3	2	9	1	1	1	0	33	
23	TODOROVIC, Nikolina	* 0-0	0-0	0-0	0	1	1	0	0	1	3	0	0	10	
13	HEGEDUS, Janka	0-0	0-0	0-0	0	0	0	0	0	0	0	0	0	1	
20	HAWKINS, Aajah	0-2	0-0	1-2	1	1	2	4	1	3	3	0	1	26	
21	FEAGIN, Destini	3-7	1-1	0-0	1	5	6	0	7	1	4	0	0	27	
32	MCKINZIE, Tynia	5-6	1-2	3-4	1	3	4	3	14	0	3	0	0	21	
	Team				3	4	7								
	Totals	22-46	6-11	11-15	10	26	36	14	61	14	25	2	3	200	

FG % 1st Half: 11-23 47.8% 2nd half: 11-23 47.8% Game: 22-46 47.8%  
 3FG % 1st Half: 2-4 50.0% 2nd half: 4-7 57.1% Game: 6-11 54.5%  
 FT % 1st Half: 1-2 50.0% 2nd half: 10-13 76.9% Game: 11-15 73.3%

Officials: Kelly Johnson, Craig Miller, Deanna Jackson  
 Technical fouls: Virginia-None. FIU-None.  
 Attendance: 305

Score by periods	1st	2nd	Total
Virginia	37	37	74
FIU	25	36	61

Points	In	Off	2nd	Fast	Bench
VA	Paint	T/O	Chance	Break	
VA	38	31	8	14	12
FIU	28	5	8	8	22

Last FG - VA 2nd-00:20, FIU 2nd-00:10.  
 Largest lead - VA by 20 2nd-13:50, FIU None.  
 VA led for 39:15, FIU led for 00:00. Game was tied for 00:45.

Score tied - 0 times.  
 Lead changed - 0 times.

## Official Basketball Box Score -- Game Totals -- Final Statistics Virginia vs Illinois 12/03/14 7:05 PM at State Farm Center, Champaign, Ill.

Virginia 63 • 5-2

#	Player	Total		3-Ptr		Rebounds			PF	TP	A	TO	Blk	Stl	Min
		FG-FGA	FT-FTA	FG-FGA	FT-FTA	Off	Def	Tot							
21	Lauren Moses	f 2-6	0-0	1-4	4	9	13	5	5	0	3	2	0	27	
42	Sarah Imovbioh	c 2-4	0-0	6-11	4	4	8	4	10	0	1	2	0	23	
01	Mikayla Venson	g 4-7	3-5	0-0	0	0	0	1	11	1	2	0	0	30	
12	Breyana Mason	g 2-8	0-2	2-2	1	3	4	0	6	3	3	0	0	36	
20	Faith Randolph	g 5-17	1-5	5-5	0	2	2	2	16	3	5	0	0	27	
03	Sarah Beth Barnette	0-0	0-0	0-0	0	0	0	0	0	0	0	0	0	3	
13	Tiffany Suarez	1-2	0-0	0-0	2	0	2	3	2	2	0	0	1	14	
23	Aliyah Huland El	1-5	0-2	1-2	2	1	3	3	3	0	2	0	1	15	
44	Sydney Umeri	4-7	0-0	2-2	3	5	8	1	10	0	1	0	0	25	
	Team				1	1	2								
	Totals	21-56	4-14	17-26	17	25	42	19	63	9	18	4	2	200	

FG % 1st Half: 10-31 32.3% 2nd half: 11-25 44.0% Game: 21-56 37.5%  
 3FG % 1st Half: 0-5 0.0% 2nd half: 4-9 44.4% Game: 4-14 28.6%  
 FT % 1st Half: 2-6 33.3% 2nd half: 15-20 75.0% Game: 17-26 65.4%

Illinois 86 • 6-2

#	Player	Total		3-Ptr		Rebounds			PF	TP	A	TO	Blk	Stl	Min
		FG-FGA	FT-FTA	FG-FGA	FT-FTA	Off	Def	Tot							
34	Grant, Jacqui	f 7-9	1-2	1-2	3	4	7	5	16	3	2	1	0	24	
32	White, Chatrice	c 5-16	0-3	2-6	2	5	7	4	12	1	3	1	0	28	
15	Simmons, Kyle	g 5-7	4-6	1-2	0	2	2	1	15	3	1	0	0	36	
20	Carter, Brittany	g 1-7	0-4	3-3	0	2	2	2	5	3	1	0	1	32	
22	Crawford, Ivory	g 6-7	1-2	2-4	0	4	4	2	15	4	1	2	3	23	
00	Hartwell, Sarah	0-0	0-0	0-0	1	0	1	0	0	0	1	0	0	1	
02	Gleason, Taylor	0-0	0-0	0-0	0	0	0	1	0	0	0	0	0	1	
05	Tuck, Taylor	5-7	1-1	2-2	1	1	2	3	13	2	0	0	0	17	
03	Oden, Nia	0-1	0-1	0-0	0	1	1	1	0	0	0	0	0	3	
10	Coleman, Amarah	3-3	0-0	0-0	0	0	0	0	6	0	1	0	1	18	
12	McConnell, Ashley	1-1	1-1	1-2	0	0	0	1	4	0	0	0	0	6	
21	Kissingner, Brooke	0-2	0-1	0-0	0	0	0	1	0	0	0	0	0	7	
25	Cattenhead, Kennedy	0-0	0-0	0-0	0	1	1	0	0	1	1	0	0	4	
	Team				1	1	2								
	Totals	33-60	8-21	12-21	8	21	29	21	86	17	11	4	5	200	

FG % 1st Half: 16-32 50.0% 2nd half: 17-28 60.7% Game: 33-60 55.0%  
 3FG % 1st Half: 3-12 25.0% 2nd half: 5-9 55.6% Game: 8-21 38.1%  
 FT % 1st Half: 3-3 100.0 2nd half: 9-18 50.0% Game: 12-21 57.1%

Officials: Beverly Roberts, Mark Zentz, Cameron Inouye  
 Technical fouls: Virginia-None. Illinois-None.  
 Attendance: 1253

Score by periods	1st	2nd	Total
Virginia	22	41	63
Illinois	38	48	86

Points	In	Off	2nd	Fast	Bench
VA	Paint	T/O	Chance	Break	
VA	16	17			





# 2014-15 VIRGINIA BOX SCORES



## Official Basketball Box Score -- Game Totals -- Final Statistics Longwood vs Virginia 12/16/14 7 p.m. at JPJ Arena, Charlottesville, Va.

Longwood 49 • 0-9

#	Player	Total			3-Ptr			Rebounds			PF	TP	A	TO	Blk	Stl	Min
		FG	FGA	FT	FTA	Off	Def	Total	Off	Def							
34	NYLEN, Emily	f	1-3	0-0	0-0	0	0	0	5	2	0	0	1	0	0	14	
02	ROBBINS, Brenna	g	2-9	1-4	0-0	3	2	5	3	5	2	1	0	0	0	31	
04	WILLIAMS, Raven	g	5-11	4-8	4-6	0	2	2	2	18	5	6	0	0	0	36	
14	AVERY, Treasure	g	3-6	0-1	0-0	2	4	6	2	6	1	1	0	0	0	21	
25	HEADEN, Deborah	g	4-10	2-4	0-0	1	4	5	0	10	1	4	0	0	0	33	
05	MOSBY, Shannon	g	0-2	0-1	0-0	0	1	1	1	0	0	1	0	0	0	5	
10	ELLIS, Micaela	g	0-2	0-1	0-0	0	2	2	0	0	2	4	0	0	0	16	
20	SKERSICK, Kyndal	g	3-10	0-3	2-3	1	3	4	2	8	1	1	0	0	0	24	
21	REAGAN, Jaclyn	g	0-3	0-3	0-0	0	0	0	1	0	0	0	0	0	0	12	
23	CHILDRESS, Autumn	g	0-1	0-0	0-0	1	0	1	1	0	1	2	0	0	0	8	
	Team					4	3	7									
	Totals		18-57	7-25	6-9	12	21	33	17	49	13	20	1	3	0	200	

FG % 1st Half: 10-30 33.3% 2nd half: 8-27 29.6% Game: 18-57 31.6% Deadball Rebounds 3  
 3FG % 1st Half: 5-16 31.3% 2nd half: 2-9 22.2% Game: 7-25 28.0%  
 FT % 1st Half: 1-2 50.0% 2nd half: 5-7 71.4% Game: 6-9 66.7%

## Virginia 91 • 7-2

#	Player	Total			3-Ptr			Rebounds			PF	TP	A	TO	Blk	Stl	Min
		FG	FGA	FT	FTA	Off	Def	Total	Off	Def							
21	Lauren Moses	f	4-5	0-0	2-2	0	2	2	1	10	3	2	3	1	0	18	
42	Sarah Imovbioh	c	11-14	0-0	3-8	8	7	15	0	25	0	1	0	1	0	27	
01	Mikayla Venson	g	5-11	1-3	0-0	0	1	1	3	11	4	1	0	2	0	30	
12	Breyana Mason	g	2-3	0-1	6-6	1	2	3	1	10	4	1	0	0	0	26	
20	Faith Randolph	g	6-14	0-4	2-2	0	2	2	1	14	1	0	0	0	0	26	
02	Jae'Lisa Allen	g	0-0	0-0	0-0	0	1	1	1	0	0	0	0	0	0	3	
03	Sarah Beth Barnette	g	1-3	0-1	0-0	3	2	5	1	2	1	0	0	0	0	17	
13	Tiffany Suarez	g	4-7	0-1	0-0	0	1	1	2	8	1	0	0	0	0	17	
23	Aliyah Huland El	g	5-9	1-3	0-0	0	2	2	1	11	4	0	2	4	2	21	
44	Sydney Umeri	g	0-2	0-0	0-1	0	1	1	1	0	0	1	0	0	0	15	
	Team					1	4	5									
	Totals		38-68	2-13	13-20	13	25	38	12	91	18	6	8	15	0	200	

FG % 1st Half: 15-32 46.9% 2nd half: 23-36 63.9% Game: 38-68 55.9% Deadball Rebounds 3,2  
 3FG % 1st Half: 2-7 28.6% 2nd half: 0-6 0.0% Game: 2-13 15.4%  
 FT % 1st Half: 5-8 62.5% 2nd half: 8-12 66.7% Game: 13-20 65.0%

Officials: Cameron Inouye, Jules Gailen, Timothy Bryant  
 Technical fouls: Longwood-None. Virginia-None.  
 Attendance: 2841  
 LU: Nylen fouled out at 12:59 (II)

Score by periods	1st	2nd	Total
Longwood	26	23	49
Virginia	37	54	91

Points	In	Off	2nd	Fast	Bench
Paint	Paint	T/O	Chance	Break	
Longwood	12	3	6	0	8
Virginia	50	25	20	24	21

Last FG - LWU 2nd-00:40, VA 2nd-00:52.  
 Largest lead - LWU by 4 1st-12:06, VA by 45 2nd-00:52.  
 LWU led for 06:45, VA led for 29:59. Game was tied for 02:54.

Score tied - 4 times.  
 Lead changed - 9 times.

## Official Basketball Box Score -- Game Totals -- Final Statistics Saint Mary's vs Virginia 12/19/14 7 p.m. at JPJ Arena, Charlottesville, Va.

Saint Mary's 49 • 7-3

#	Player	Total			3-Ptr			Rebounds			PF	TP	A	TO	Blk	Stl	Min
		FG	FGA	FT	FTA	Off	Def	Total	Off	Def							
12	Hayley Hendricksen	f	5-7	0-1	6-8	2	2	4	1	16	2	3	0	1	0	36	
25	Carli Rosenthal	f	3-6	0-0	2-3	2	5	7	5	8	0	3	1	1	0	27	
01	Lauren Nicholson	g	5-18	2-6	4-4	1	3	4	4	16	0	3	0	1	0	40-	
14	Shannon Mauldin	g	0-5	0-1	1-2	1	3	4	4	1	1	8	0	0	0	26	
21	Stella Beck	g	3-3	0-0	0-2	2	10	12	2	6	2	4	1	1	0	33	
03	Devyn Galland	g	0-2	0-1	2-2	0	0	0	1	2	0	0	0	0	0	8	
05	Hannah Kaser	g	0-1	0-0	0-0	0	0	0	1	0	1	0	0	0	0	8	
10	Carly Turner	g	0-0	0-0	0-0	0	0	0	0	0	0	0	0	0	0	0+	
23	Alia Mccoy	g	0-2	0-0	0-0	1	1	2	1	0	0	0	0	0	0	5	
24	Samira Mcdonald	g	0-1	0-1	0-0	0	0	0	0	0	0	0	0	0	0	5	
30	Amanda Arter	g	0-1	0-0	0-0	0	0	0	1	0	1	0	1	0	0	12	
32	Lisa Janko	g	0-0	0-0	0-0	0	0	0	0	0	0	0	0	0	0	0+	
	Team					2	3	5									
	Totals		16-46	2-10	15-21	11	27	38	20	49	7	23	2	8	0	200	

FG % 1st Half: 10-24 41.7% 2nd half: 6-22 27.3% Game: 16-46 34.8% Deadball Rebounds 5  
 3FG % 1st Half: 1-4 25.0% 2nd half: 1-6 16.7% Game: 2-10 20.0%  
 FT % 1st Half: 5-7 71.4% 2nd half: 10-14 71.4% Game: 15-21 71.4%

## Virginia 62 • 8-2

#	Player	Total			3-Ptr			Rebounds			PF	TP	A	TO	Blk	Stl	Min
		FG	FGA	FT	FTA	Off	Def	Total	Off	Def							
21	Lauren Moses	f	2-4	0-0	0-1	1	3	4	4	4	4	0	1	0	0	15	
42	Sarah Imovbioh	c	2-6	0-0	2-3	3	2	5	2	6	0	3	0	0	0	26	
01	Mikayla Venson	g	6-14	2-7	0-0	0	1	1	2	14	4	5	0	0	0	33	
12	Breyana Mason	g	2-4	1-1	2-2	0	1	1	0	7	2	1	0	2	0	29	
20	Faith Randolph	g	5-13	2-5	8-8	0	5	5	4	20	4	2	1	3	0	36	
03	Sarah Beth Barnette	g	0-0	0-0	0-0	3	1	4	3	0	0	0	0	0	0	12	
13	Tiffany Suarez	g	0-3	0-0	0-0	0	1	1	2	0	0	1	0	0	0	6	
23	Aliyah Huland El	g	2-9	1-5	0-0	0	0	0	2	5	1	1	0	1	0	16	
44	Sydney Umeri	g	3-3	0-0	0-0	0	3	3	2	6	2	0	0	0	0	27	
	Team					2	2	4									
	Totals		22-56	6-18	12-14	9	19	28	21	62	13	14	1	8	0	200	

FG % 1st Half: 11-32 34.4% 2nd half: 11-24 45.8% Game: 22-56 39.3% Deadball Rebounds 0,1  
 3FG % 1st Half: 3-11 27.3% 2nd half: 3-7 42.9% Game: 6-18 33.3%  
 FT % 1st Half: 1-2 50.0% 2nd half: 11-12 91.7% Game: 12-14 85.7%

Officials: Denise Brooks, Mark Zentz, Mark Resch  
 Technical fouls: Saint Mary's-None. Virginia-None.  
 Attendance: 2950  
 SMC: Rosenthal fouled out at 7:15 (II)

Score by periods	1st	2nd	Total
Saint Mary's	26	23	49
Virginia	26	36	62

Points	In	Off	2nd	Fast	Bench
Paint	Paint	T/O	Chance	Break	
Saint Mary's	26	15	6	0	8
Virginia	18	22	4	8	11

Last FG - SMC 2nd-00:41, VA 2nd-01:21.  
 Largest lead - SMC by 3 1st-14:45, VA by 13 2nd-15:33.  
 SMC led for 03:46, VA led for 32:52. Game was tied for 03:22.

Score tied - 5 times.  
 Lead changed - 6 times.

## Official Basketball Box Score -- Game Totals -- Final Statistics Howard vs Virginia 12/21/14 6 p.m. at JPJ Arena, Charlottesville, Va.

Howard 53 • 1-11

#	Player	Total			3-Ptr			Rebounds			PF	TP	A	TO	Blk	Stl	Min
		FG	FGA	FT	FTA	Off	Def	Total	Off	Def							
21	Cheyenne Brown	f	6-14	2-6	1-1	3	5	8	2	15	0	2	1	3	0	32	
35	Sydni Johnson	f	5-11	0-1	4-6	2	2	4	4	14	0	1	1	3	0	37	
22	Victoria Gonzales	c	1-7	0-0	0-0	3	4	7	3	2	0	5	1	1	0	17	
02	Te'Shya Heslip	g	4-14	0-4	1-1	4	2	6	4	9	6	9	0	4	0	30	
24	Imani Bailey	g	2-7	0-5	2-2	1	3	4	3	6	4	3	0	3	0	30	
03	Hannah Timmons	g	0-0	0-0	0-0	0	0	0	1	0	0	1	0	0	0	3	
12	Jasmine Hill	g	2-9	0-6	1-1	0	1	1	3	5	2	0	0	0	0	28	
13	Da'Shae Shumate	g	0-0	0-0	0-0	0	0	0	0	0	0	0	0	0	0	1	
20	Jordan Coleman	g	0-1	0-0	0-0	0	0	0	0	0	0	0	0	0	0	2	
32	Katrina Reeves	g	1-8	0-6	0-0	0	0	0	2	2	0	3	1	3	0	20	
	Team					5	5	10									
	Totals		21-71	2-28	9-11	18	22	40	21	53	12	24	4	17	0	200	

FG % 1st Half: 10-37 27.0% 2nd half: 11-34 32.4% Game: 21-71 29.6% Deadball Rebounds 2  
 3FG % 1st Half: 0-14 0.0% 2nd half: 2-14



# 2014-15 VIRGINIA BOX SCORES



## Official Basketball Box Score -- Game Totals -- Final Statistics Drexel vs Virginia 12/29/14 7 p.m. at JPJ Arena, Charlottesville, Va.

Drexel 66 • 6-5

#	Player	Total			3-Ptr			Rebounds			PF	TP	A	TO	Bk	Stl	Min
		FG	FGA	FT	FTA	Off	Def	Tot	FG	FGA							
41	Thompson, Jamila	r	1-6	0-0	0-0	2	1	3	5	2	3	2	0	3	2	0	17
42	Schluth, Jackie	r	3-11	0-0	4-4	2	4	6	5	10	0	1	0	0	0	30	
15	Alexander, Carrie	g	4-10	0-0	1-2	0	1	1	4	9	5	3	0	2	0	40	
24	Pearson, Rachel	g	5-9	1-5	1-1	0	1	1	0	12	2	0	0	0	0	40	
33	Curran, Sarah	g	5-8	2-4	3-5	0	3	3	0	15	4	1	0	1	34		
11	Ouatara, Florence	g	2-6	1-4	4-4	2	2	4	4	9	1	3	1	0	14		
25	Lidge, Kelsi	g	4-4	1-1	0-0	1	2	3	4	9	2	1	0	0	25		
	Team					1	3	4									
	Totals		24-54	5-14	13-16	8	17	25	25	66	17	12	3	3	200		

FG % 1st Half: 9-29 31.0% 2nd half: 15-25 60.0% Game: 24-54 44.4%  
 3FG % 1st Half: 0-5 0.0% 2nd half: 5-9 55.6% Game: 5-14 35.7%  
 FT % 1st Half: 4-5 80.0% 2nd half: 9-11 81.8% Game: 13-16 81.3%

Virginia 72 • 10-3

#	Player	Total			3-Ptr			Rebounds			PF	TP	A	TO	Bk	Stl	Min
		FG	FGA	FT	FTA	Off	Def	Tot	FG	FGA							
21	Lauren Moses	r	1-7	0-0	0-2	1	2	3	2	0	2	2	1	1	19		
42	Sarah Imovbioh	c	7-9	0-0	5-8	5	4	9	2	19	3	3	0	3	32		
01	Mikayla Venson	g	4-9	3-6	5-5	1	6	7	3	16	1	2	0	1	35		
12	Breyana Mason	g	3-4	1-2	4-5	1	3	4	0	11	3	1	2	0	34		
20	Faith Randolph	g	3-10	2-6	4-4	0	3	3	4	12	1	4	0	1	31		
03	Sarah Beth Barnette	g	2-3	1-2	1-1	1	2	3	6	2	1	0	0	0	16		
13	Tiffany Suarez	g	0-0	0-0	0-0	0	0	0	1	0	0	0	0	0	5		
23	Aliyah Huland El	g	1-4	0-3	2-2	0	2	2	2	4	4	2	0	0	15		
44	Sydney Umeri	g	0-2	0-0	2-2	1	0	1	0	2	0	1	0	0	13		
	Team					4	3	7									
	Totals		21-48	7-19	23-30	14	24	38	18	72	14	17	4	6	200		

FG % 1st Half: 10-23 43.5% 2nd half: 11-25 44.0% Game: 21-48 43.8%  
 3FG % 1st Half: 4-9 44.4% 2nd half: 3-10 30.0% Game: 7-19 36.8%  
 FT % 1st Half: 7-9 77.8% 2nd half: 16-21 76.2% Game: 23-30 76.7%

Officials: Joe Cunningham, Angela Lewis, Tiara Cruse  
 Technical fouls: Drexel-None. Virginia-None.  
 Attendance: 3031  
 Cavalier Classic Presented by Holiday Inn University Area  
 Thompson (Drexel) fouled out at 6:43 (III)  
 Schluth (Drexel) fouled out at 1:44 (II)

Score by periods	1st	2nd	Total
Drexel	22	44	66
Virginia	31	41	72

Last FG - DREXEL 2nd-00:00, VA 2nd-00:51.  
 Largest lead - DREXEL by 5 1st-17:21, VA by 11 2nd-17:23.  
 DREXEL led for 05:07, VA led for 32:54. Game was tied for 01:53.

Points	In	Off	2nd	Fast	Bench
DREXEL	26	16	7	0	18
VA	26	11	16	6	12

Score tied - 2 times.  
 Lead changed - 7 times.

## Official Basketball Box Score -- Game Totals -- Final Statistics Virginia vs Virginia Tech 01/04/15 2:00 PM at Cassell Coliseum, Blacksburg, Va.

Virginia 62 • 11-3, 1-0 ACC

#	Player	Total			3-Ptr			Rebounds			PF	TP	A	TO	Bk	Stl	Min
		FG	FGA	FT	FTA	Off	Def	Tot	FG	FGA							
21	Lauren Moses	r	2-7	0-0	1-2	4	4	8	3	5	3	2	0	1	32		
42	Sarah Imovbioh	c	3-5	0-0	3-8	5	6	11	3	9	1	1	0	1	24		
01	Mikayla Venson	g	5-11	3-7	0-0	0	0	0	2	13	2	0	0	0	31		
12	Breyana Mason	g	6-10	2-4	2-2	0	1	1	3	16	1	2	0	0	27		
20	Faith Randolph	g	3-11	1-5	2-3	1	4	5	0	9	4	2	0	2	33		
03	Sarah Beth Barnette	g	0-0	0-0	0-0	0	2	2	0	2	0	1	0	0	4		
13	Tiffany Suarez	g	0-2	0-0	0-0	0	0	0	2	0	0	1	0	0	9		
23	Aliyah Huland El	g	4-9	2-4	0-0	1	1	2	3	10	1	1	0	0	20		
44	Sydney Umeri	g	0-1	0-0	0-0	1	4	5	1	0	0	2	0	0	20		
	Team					0	2	2									
	Totals		23-56	8-20	8-15	12	24	36	19	62	13	11	1	4	200		

FG % 1st Half: 12-29 41.4% 2nd half: 11-27 40.7% Game: 23-56 41.1%  
 3FG % 1st Half: 5-14 35.7% 2nd half: 3-6 50.0% Game: 8-20 40.0%  
 FT % 1st Half: 0-0 0.0% 2nd half: 8-15 53.3% Game: 8-15 53.3%

Virginia Tech 47 • 9-6, 0-2 ACC

#	Player	Total			3-Ptr			Rebounds			PF	TP	A	TO	Bk	Stl	Min
		FG	FGA	FT	FTA	Off	Def	Tot	FG	FGA							
02	Sidney Cook	r	2-8	0-0	2-3	0	2	2	2	6	1	3	0	0	28		
24	Tajiah Campbell	r	1-4	0-0	1-2	4	2	6	3	3	0	4	2	0	30		
05	Vanessa Panousis	g	4-15	1-5	1-2	1	4	5	2	10	0	2	0	0	38		
23	Rachel Camp	g	7-17	1-7	8-11	2	5	7	2	23	0	2	0	0	36		
03	Kelsey Conyers	g	1-3	1-2	2-2	1	3	4	2	5	3	1	0	2	32		
34	Hannah Young	g	0-2	0-1	0-0	1	1	2	1	0	2	0	0	0	12		
22	Lindsey Oblitely	g	0-0	0-0	0-0	0	1	1	3	0	0	1	0	0	9		
40	Dominique Powell	g	0-2	0-0	0-0	1	1	2	0	0	1	0	0	1	10		
45	Khadra Croker	g	0-1	0-0	0-0	0	2	2	1	0	0	0	0	0	5		
	Team					3	3	6									
	Totals		15-52	3-15	14-20	13	24	37	16	47	7	15	2	3	200		

FG % 1st Half: 8-28 28.6% 2nd half: 7-24 29.2% Game: 15-52 28.8%  
 3FG % 1st Half: 1-8 12.5% 2nd half: 2-7 28.6% Game: 3-15 20.0%  
 FT % 1st Half: 8-8 100.0% 2nd half: 6-12 50.0% Game: 14-20 70.0%

Officials: Kathleen Lynch, Joseph Vaszily, Dan Outlaw  
 Technical fouls: Virginia-None. Virginia Tech-None.  
 Attendance: 1225  
 Commonwealth Clash Game

Score by periods	1st	2nd	Total
Virginia	29	33	62
Virginia Tech	25	22	47

Last FG - VA 2nd-05:35, VT 2nd-01:02.  
 Largest lead - VA by 21 2nd-09:56, VT by 1 1st-16:31.  
 VA led for 39:02, VT led for 00:17. Game was tied for 00:41.

Points	In	Off	2nd	Fast	Bench
VA	16	15	15	4	10
VT	20	12	13	2	0

Score tied - 1 time.  
 Lead changed - 2 times.

## Official Basketball Box Score -- Game Totals -- Final Statistics Wake Forest vs Virginia 01/08/15 7 p.m. at JPJ Arena, Charlottesville, Va.

Wake Forest 70 • 9-7, 0-2 ACC

#	Player	Total			3-Ptr			Rebounds			PF	TP	A	TO	Bk	Stl	Min
		FG	FGA	FT	FTA	Off	Def	Tot	FG	FGA							
25	Dearica Hamby	r	12-18	0-2	3-5	2	4	6	3	27	2	2	0	0	39		
40	Nicole Floyd	r	4-10	0-3	0-2	1	2	3	2	8	3	3	0	0	25		
02	Amber Campbell	g	8-12	2-4	0-0	2	6	8	2	18	1	0	0	3	32		
03	Atajiah Taylor	g	0-6	0-0	0-0	1	4	5	3	0	5	5	1	3	35		
24	Kelija Atkinson	g	4-6	0-1	4-6	0	1	1	3	12	6	5	3	1	30		
04	Mykia Jones	g	0-0	0-0	0-0	0	1	1	0	0	0	2	0	1	4		
10	Taylor Gordon	g	1-4	0-2	0-0	1	3	4	2	2	1	2	0	1	16		
15	Millesa Calicott	g	0-0	0-0	0-0	0	0	0	0	0	0	1	0	0	4		
32	Milan Quinn	g	1-2	0-0	0-0	1	1	2	2	2	0	0	0	1	8		
42	Kandice Ball	g	0-0	0-0	1-2	1	0	1	1	1	2	0	0	0	7		
	Team					3	3	6									
	Totals		30-58	2-12	8-15	12	25	37	18	70	20	20	4	10	200		

FG % 1st Half: 14-31 45.2% 2nd half: 16-27 59.3% Game: 30-58 51.7%  
 3FG % 1st Half: 0-6 0.0% 2nd half: 2-6 33.3% Game: 2-12 16.7%  
 FT % 1st Half: 3-5 60.0% 2nd half: 5-10 50.0% Game: 8-15 53.3%

Virginia 72 • 12-3, 2-0 ACC

#	Player	Total			3-Ptr			Rebounds			PF	TP	A	TO	Bk	Stl	Min
		FG	FGA	FT	FTA	Off	Def	Tot	FG	FGA							
21	Lauren Moses	r	4-5	0-0	0-0	3	4	7	3	8	2	2	3	2	33		
42	Sarah Imovbioh	c	3-5	0-0	2-5	1	6	7	4	8	1	3	0	1	25		
01	Mikayla Venson	g	6-13	5-10	4-6	0	2	2	1	21	2	3	0	2	36		
12	Breyana Mason	g	3-8	2-3	4-4	1	1	2	1	12	3	1	0	1	37		
20	Faith Randolph	g	4-15	1-4	2-2	4	3	7	4	11	1	3	0	1	24		
03	Sarah Beth Barnette	g	0-2	0-2	0-0	1	0	1	0	0	0	0	0	0	6		
23	Aliyah Huland El	g	4-11	2-7	2-2	2	1	3	3	12	1	1	0	1	24		
44	Sydney Umeri	g	0-1	0-0	0-0	0	1	1	2	0	1	4	0	1	15		
	Team					2	2										



# 2014-15 VIRGINIA BOX SCORES



## Official Basketball Box Score -- Game Totals -- Final Statistics Boston College vs Virginia 01/15/15 7 p.m. at JPJ Arena, Charlottesville, Va.

Boston College 56 • 8-9, 0-4 ACC

#	Player	Total			3-Ptr			Rebounds			PF	TP	A	TO	Bk	Stl	Min
		FG-FGA	FG-FGA	FT-FTA	FG-FGA	FG-FGA	FT-FTA	Off	Def	Tot							
25	Karima Gabriel	c	0-2	0-0	2-2	0	4	4	2	0	1	1	0	0	16		
00	Ashley Kelsick	g	2-7	0-2	0-0	2	2	4	4	4	1	5	1	2	22		
11	Nicole Boudreau	g	3-9	0-4	0-0	0	6	6	2	6	0	0	1	2	36		
22	Emilee Daley	g	2-6	1-1	2-2	1	1	2	2	7	0	4	1	0	20		
23	Kelly Hughes	g	6-15	2-6	0-1	1	5	6	3	14	2	1	0	1	35		
13	Alexa Coulombe	g	4-5	0-0	0-0	2	1	3	2	8	2	1	3	1	24		
15	Lauren Engeln	g	3-4	0-0	0-0	0	1	1	0	6	1	1	0	0	15		
20	Shayra Brown	g	0-0	0-0	1-2	0	1	1	0	1	0	1	0	0	4		
21	Martina Mosetti	g	3-6	0-1	2-2	2	2	4	4	8	3	3	1	1	25		
44	Kat Cooper	g	0-2	0-1	0-0	0	0	0	0	0	0	0	0	0	3		
	Team					2	4	6									
	Totals		23-56	3-15	7-9	10	25	35	19	56	9	17	8	7	200		

FG % 1st Half: 13-27 48.1% 2nd half: 10-29 34.5% Game: 23-56 41.1%  
 3FG % 1st Half: 2-7 28.6% 2nd half: 1-8 12.5% Game: 3-15 20.0%  
 FT % 1st Half: 5-6 83.3% 2nd half: 2-3 66.7% Game: 7-9 77.8%

Virginia 68 • 13-4, 3-1 ACC

#	Player	Total			3-Ptr			Rebounds			PF	TP	A	TO	Bk	Stl	Min
		FG-FGA	FG-FGA	FT-FTA	FG-FGA	FG-FGA	FT-FTA	Off	Def	Tot							
21	Lauren Moses	f	0-3	0-0	0-0	3	2	5	1	0	1	2	0	0	18		
02	Sarah Imovbioh	c	4-7	0-0	2-2	3	8	11	4	10	2	3	0	1	31		
41	Mikayla Venson	g	3-15	3-10	4-4	0	3	3	2	13	3	6	0	3	37		
12	Breyana Mason	g	4-9	4-5	0-0	0	2	2	0	12	7	1	0	2	38		
20	Faith Randolph	g	7-16	4-6	5-6	2	4	6	1	23	1	1	1	1	33		
03	Sarah Beth Barnette	g	3-5	2-3	0-0	0	1	1	3	8	2	1	2	0	15		
23	Aliyah Huland El	g	0-3	0-2	0-1	0	2	2	3	0	0	2	1	0	12		
44	Sydney Umeri	g	1-3	0-0	0-0	2	0	2	0	2	0	0	0	0	16		
	Team					5	1	6									
	Totals		22-61	13-26	11-13	15	23	38	14	68	16	16	4	7	200		

FG % 1st Half: 13-33 39.4% 2nd half: 9-28 32.1% Game: 22-61 36.1%  
 3FG % 1st Half: 10-16 62.5% 2nd half: 3-10 30.0% Game: 13-26 50.0%  
 FT % 1st Half: 2-2 100.0% 2nd half: 9-11 81.8% Game: 11-13 84.6%

Officials: Billy Smith, Dennis DeMayo, Fatou Cissoko-Stephens  
 Technical fouls: Boston College-None. Virginia-None.  
 Attendance: 3397

Score by periods	1st	2nd	Total
Boston College	33	23	56
Virginia	38	30	68

	In	Off	2nd	Fast	Bench
Points	Paint	T/O	Chance	Break	
BC	36	17	7	6	23
VA	14	13	11	0	10

Last FG - BC 2nd-00:48, VA 2nd-00:53.  
 Largest lead - BC by 8 1st-08:42, VA by 14 2nd-07:31.  
 BC led for 13:37. VA led for 22:07. Game was tied for 04:15.

Score tied - 3 times.  
 Lead changed - 1 time.

## Official Basketball Box Score -- Game Totals -- Final Statistics VIRGINIA vs LOUISVILLE 1/18/15 3:04PM at KFC Yum! Center, Louisville, KY

VIRGINIA 55 • 13-5,3-2

#	Player	Total			3-Ptr			Rebounds			PF	TP	A	TO	Bk	Stl	Min
		FG-FGA	FG-FGA	FT-FTA	FG-FGA	FG-FGA	FT-FTA	Off	Def	Tot							
21	Lauren Moses	f	2-3	0-0	0-0	2	7	9	5	4	0	1	1	0	20		
02	Sarah Imovbioh	c	5-10	0-0	1-3	3	12	15	4	11	0	2	2	1	31		
41	Mikayla Venson	g	1-6	0-3	0-0	0	1	1	2	2	2	2	0	1	36		
12	Breyana Mason	g	5-13	0-1	1-3	0	2	2	3	11	1	3	0	0	38		
20	Faith Randolph	g	11-22	1-7	1-1	1	4	5	3	24	3	1	0	0	37		
03	Sarah Beth Barnette	g	0-0	0-0	0-0	0	1	1	1	0	0	1	1	1	5		
13	Tiffany Suarez	g	0-0	0-0	0-0	0	0	0	0	0	0	0	0	0	3		
23	Aliyah Huland El	g	0-1	0-0	1-2	0	0	0	2	1	0	0	0	0	5		
44	Sydney Umeri	g	1-1	0-0	0-0	0	2	2	4	2	0	0	2	0	25		
	Team					0	0	0									
	Totals		25-56	1-11	4-9	6	29	35	24	55	6	10	6	3	200		

FG % 1st Half: 13-30 43.3% 2nd half: 12-26 46.2% Game: 25-56 44.6%  
 3FG % 1st Half: 0-5 0.0% 2nd half: 1-6 16.7% Game: 1-11 9.1%  
 FT % 1st Half: 1-1 100.0% 2nd half: 3-8 37.5% Game: 4-9 44.4%

LOUISVILLE 67 • 17-1,5-0

#	Player	Total			3-Ptr			Rebounds			PF	TP	A	TO	Bk	Stl	Min
		FG-FGA	FG-FGA	FT-FTA	FG-FGA	FG-FGA	FT-FTA	Off	Def	Tot							
00	HAMMOND, Sara	f	9-17	0-3	2-4	2	7	9	1	20	2	1	0	1	35		
02	HINES-ALLEN, Myisha	f	8-12	0-0	1-4	2	2	4	3	17	4	1	0	0	27		
04	SMITH, Mariya	f	3-5	0-2	4-5	0	2	2	3	10	5	1	0	1	28		
21	SMITH, Bria	g	1-4	0-0	1-4	2	4	6	4	3	4	0	1	1	28		
22	SCHIMMEL, Jude	g	2-10	0-3	1-3	0	4	4	0	5	3	1	0	1	37		
03	VALLS, Sheronne	g	0-0	0-0	1-2	0	1	1	0	1	0	0	0	0	1		
11	CARTER, Arica	g	0-0	0-0	0-0	0	0	0	1	0	1	1	0	0	8		
12	DYER, Shawnta'	g	1-4	0-0	1-3	1	4	5	1	3	1	0	0	0	13		
15	DEINES, Megan	g	2-3	0-1	0-0	2	1	3	1	4	1	0	0	0	19		
32	HENDERSON, Emmonni	g	2-4	0-0	0-1	1	2	3	0	4	0	0	0	0	4		
	Team					2	0	2									
	Totals		28-59	0-9	11-26	12	27	39	14	67	21	5	1	4	200		

FG % 1st Half: 14-30 46.7% 2nd half: 14-29 48.3% Game: 28-59 47.5%  
 3FG % 1st Half: 0-5 0.0% 2nd half: 0-4 0.0% Game: 0-9 0.0%  
 FT % 1st Half: 4-11 36.4% 2nd half: 7-15 46.7% Game: 11-26 42.3%

Officials: Lawson Newton, Maj Forsberg, Pualani Spurlock  
 Technical fouls: VIRGINIA-None. LOUISVILLE-None.  
 Attendance: 11322

Score by periods	1st	2nd	Total
VIRGINIA	27	28	55
LOUISVILLE	32	35	67

	In	Off	2nd	Fast	Bench
Points	Paint	T/O	Chance	Break	
VA	24	2	8	0	3
LOU	52	14	15	4	12

Last FG - VA 2nd-00:19, LOU 2nd-00:27.  
 Largest lead - VA by 3 1st-18:05, LOU by 15 2nd-00:27.  
 VA led for 02:55. LOU led for 36:11. Game was tied for 00:54.

Score tied - 0 times.  
 Lead changed - 1 time.

## Official Basketball Box Score -- Game Totals -- Final Statistics Virginia vs MIAMI 01/21/15 7:00 p.m. at BankUnited Center | Coral Gables, Fla.

Virginia 58 • 13-6, 3-3 ACC

#	Player	Total			3-Ptr			Rebounds			PF	TP	A	TO	Bk	Stl	Min
		FG-FGA	FG-FGA	FT-FTA	FG-FGA	FG-FGA	FT-FTA	Off	Def	Tot							
21	Lauren Moses	f	2-4	0-0	0-1	1	4	5	5	4	0	2	0	0	20		
02	Sarah Imovbioh	c	3-5	0-0	8-12	3	5	8	2	14	2	1	1	1	35		
41	Mikayla Venson	g	4-8	2-4	1-2	0	1	1	4	11	2	2	0	0	29		
12	Breyana Mason	g	4-11	1-2	2-3	1	3	4	1	14	4	2	0	1	39		
20	Faith Randolph	g	5-15	2-4	2-2	0	3	3	4	11	3	4	0	2	36		
03	Sarah Beth Barnette	g	0-1	0-1	2-3	0	0	0	1	2	0	0	0	0	3		
13	Tiffany Suarez	g	0-2	0-0	0-0	0	2	2	1	0	0	1	0	0	9		
23	Aliyah Huland El	g	0-1	0-0	0-0	0	1	1	2	0	0	1	0	0	7		
44	Sydney Umeri	g	1-2	0-0	0-0	1	4	5	3	2	0	2	0	0	22		
	Team					2	4	6									
	Totals		19-49	5-11	15-23	8	27	35	23	58	11	16	1	4	200		

FG % 1st Half: 8-24 33.3% 2nd half: 11-25 44.0% Game: 19-49 38.8%  
 3FG % 1st Half: 2-5 40.0% 2nd half: 3-6 50.0% Game: 5-11 45.5%  
 FT % 1st Half: 9-13 69.2% 2nd half: 6-10 60.0% Game: 15-23 65.2%

MIAMI 67 • 15-4, 5-1 ACC

#	Player	Total			3-Ptr			Rebounds			PF	TP	A	TO	Bk	Stl	Min
		FG-FGA	FG-FGA	FT-FTA	FG-FGA	FG-FGA	FT-FTA	Off	Def	Tot							
15	STERLING, Necole	f	1-7	0-2	0-0	1	0	1	4	2	0	0	0	0	18		
21	WILLIAMS, Jassany	f	1-7	0-0	2-2	3	6	9	5	4	0	1	0	1	23		
03	THOMAS, Jessica	g	6-10	2-4	4-4	0	0	0	2	18	2	1	0	4	25		
23	MOTLEY, Adrienne	g	4-11	0-3	0-0	2	1	3	2	8	2	1	0	0	31		
30	McGUIRE, Suriya	g	3-8	1-2	4-7	2	5	7	4	11	1	3	1	1	19		
00	HARRIS, Keyanna	g	0-0	0-0	0-0	0	0	0	0	0	0	0	0	0	1		
05	GREENE, Nigia	g	3-7	1-5	0-0	0	0	0	0	7	1	0	0	1	18		
10	WOODS, Michelle	g	5-9	0-3	2-4	0	1	1	2	12	5	1	0	0	25		
25	PRATHER, Khaila	g	1-2	0-0	0-0	1	5	6	1	2	1	2	0	0	23		
30	DAVENPORT, Erykah	g	1-3	0-0	1-2	3	6	9	3	3	0	1	1	0	17		
	Team					4	0	4									
	Totals		25-64	4-19	13-19	16	24	40	23	67	12	11	3	6	200		

FG % 1st Half: 10-30 33.3% 2nd half: 15-34 44.1% Game: 25-64 39.1%  
 3FG % 1st Half: 1-12 8.3% 2nd half: 3-7 42.9% Game: 4-19 21.1%  
 FT % 1st Half: 4-7 57.1% 2nd half: 9-12 75.0% Game: 13-19 68.4%

Officials: Susan Blauch, Mark Zentz, Felicia Grinter  
 Technical fouls: Virginia-None. MIAMI-None.  
 Attendance: 1406

Virginia's Lauren Moses fouls out at 3:22 second half  
 Miami's Jassany Williams fouls





# 2014-15 VIRGINIA BOX SCORES



## Official Basketball Box Score -- Game Totals -- Final Statistics NC State vs Virginia 01/29/15 7 p.m. at JPJ Arena, Charlottesville, Va.

NC State 63 • 12-9, 3-5 ACC

#	Player	Total			3-Ptr			Rebounds			PF	TP	A	TO	Blk	Stl	Min
		FG-FGA	FG-FGA	FT-FTA	FG-FGA	FG-FGA	FT-FTA	Off	Def	Tot							
11	Jennifer Mathurin	f	5-12	4-10	0-0	1	3	4	3	14	1	2	0	0	0	30	
25	Carlee Schuhmacher	c	6-16	0-2	1-2	1	2	3	3	13	0	2	1	0	0	27	
02	Len'Nique Brown	g	2-7	1-5	0-0	2	2	4	1	5	4	1	1	1	38		
03	Miah Spencer	g	2-8	0-0	0-0	1	8	9	1	4	8	1	0	3	35		
22	Dominique Wilson	g	7-16	1-7	3-3	0	4	4	2	18	2	3	0	1	37		
04	Ashley Williams	g	0-2	0-2	0-0	0	0	0	0	0	1	0	0	1	10		
05	Chelsea Nelson	g	3-4	0-0	1-2	0	1	1	2	7	0	1	0	2	13		
10	Ashley Eli	g	1-1	0-0	0-0	0	2	2	0	2	0	0	0	0	10		
	Team					3	0	3									
	Totals		26-66	6-26	5-7	8	22	30	12	63	16	10	2	8	200		

FG % 1st Half: 15-33 45.5% 2nd half: 11-33 33.3% Game: 26-66 39.4%  
 3FG % 1st Half: 2-12 16.7% 2nd half: 4-14 28.6% Game: 6-26 23.1%  
 FT % 1st Half: 3-4 75.0% 2nd half: 2-3 66.7% Game: 5-7 71.4%

Virginia 71 • 14-7, 4-4 ACC

#	Player	Total			3-Ptr			Rebounds			PF	TP	A	TO	Blk	Stl	Min
		FG-FGA	FG-FGA	FT-FTA	FG-FGA	FG-FGA	FT-FTA	Off	Def	Tot							
21	Lauren Moses	f	2-4	0-0	2-2	2	5	7	1	6	0	4	2	1	22		
02	Sarah Imovbioh	f	1-6	0-0	4-6	1	3	4	1	6	1	1	1	1	28		
01	Mikayla Venson	g	7-8	6-6	2-3	0	2	2	2	22	2	2	1	1	30		
12	Breyana Mason	g	3-8	1-1	2-2	0	4	4	0	9	3	1	0	1	33		
20	Faith Randolph	g	6-12	3-5	2-2	0	8	8	3	17	5	3	0	0	35		
03	Sarah Beth Barnette	g	1-3	0-1	0-0	1	2	3	2	2	0	0	0	1	14		
13	Tiffany Suarez	g	1-1	0-0	0-0	0	0	0	0	2	0	1	0	0	5		
23	Alyyah Huland El	g	1-4	1-2	2-2	0	1	1	0	5	0	3	1	0	17		
44	Sydney Umeri	g	1-3	0-0	0-0	1	4	5	2	2	0	1	1	0	16		
	Team					0	4	4									
	Totals		23-49	11-15	14-17	5	33	38	11	71	11	16	6	5	200		

FG % 1st Half: 13-24 54.2% 2nd half: 10-25 40.0% Game: 23-49 46.9%  
 3FG % 1st Half: 6-7 85.7% 2nd half: 5-8 62.5% Game: 11-15 73.3%  
 FT % 1st Half: 4-4 100.0% 2nd half: 10-13 76.9% Game: 14-17 82.4%

Officials: Joe Cunningham, Joseph Vaszily, Angelica Suffren  
 Technical fouls: NC State-None. Virginia-None.  
 Attendance: 3092

Score by periods	1st	2nd	Total
NC State	35	28	63
Virginia	36	35	71

Points	In	Off	2nd	Fast	Bench
Paint	Paint	T/O	Chance	Break	
NC State	28	15	11	12	9
Virginia	16	10	9	0	11

Last FG - ST 2nd-01:13. VA 2nd-00:52.  
 Largest lead - ST by 8 2nd-10:19. VA by 8 2nd-00:07.  
 ST led for 25:52. VA led for 09:11. Game was tied for 04:57.

Score tied - 6 times.  
 Lead changed - 9 times.

## Official Basketball Box Score -- Game Totals -- Final Statistics Virginia vs Clemson 02/01/15 2 p.m. at Clemson, S.C. (Littlejohn Coliseum)

Virginia 77 • 15-7, 5-4 ACC

#	Player	Total			3-Ptr			Rebounds			PF	TP	A	TO	Blk	Stl	Min
		FG-FGA	FG-FGA	FT-FTA	FG-FGA	FG-FGA	FT-FTA	Off	Def	Tot							
21	Lauren Moses	f	6-10	0-0	3-6	6	4	10	3	15	3	0	2	2	29		
02	Sarah Imovbioh	c	6-10	0-0	3-3	4	9	13	3	15	3	1	2	2	32		
41	Mikayla Venson	g	4-8	2-4	2-2	0	2	2	1	12	4	1	0	0	33		
12	Breyana Mason	g	6-13	3-5	0-0	0	2	2	4	15	1	2	0	1	34		
20	Faith Randolph	g	2-12	1-4	3-4	0	1	1	2	8	2	2	0	1	30		
03	Sarah Beth Barnette	g	2-6	2-4	0-0	1	1	2	0	6	0	1	0	0	9		
13	Tiffany Suarez	g	0-1	0-0	0-0	0	0	0	0	0	2	0	0	0	11		
23	Alyyah Huland El	g	2-3	2-2	0-0	0	1	1	2	6	0	0	0	0	15		
44	Sydney Umeri	g	0-0	0-0	0-0	1	0	1	5	0	1	0	0	0	7		
	Team					0	2	2									
	Totals		28-63	10-19	11-15	12	22	34	20	77	16	7	4	6	200		

FG % 1st Half: 18-29 62.1% 2nd half: 10-34 29.4% Game: 28-63 44.4%  
 3FG % 1st Half: 9-14 64.3% 2nd half: 1-5 20.0% Game: 10-19 52.6%  
 FT % 1st Half: 2-2 100.0% 2nd half: 9-13 69.2% Game: 11-15 73.3%

Clemson 72 • 9-13, 1-8 ACC

#	Player	Total			3-Ptr			Rebounds			PF	TP	A	TO	Blk	Stl	Min
		FG-FGA	FG-FGA	FT-FTA	FG-FGA	FG-FGA	FT-FTA	Off	Def	Tot							
12	JOHNSON, MAKAYLA	f	1-1	0-0	2-2	1	0	1	4	4	0	0	0	1	11		
14	MOSLEY, PAIGE	f	1-1	0-0	0-0	1	1	2	2	2	1	2	0	1	21		
01	LEWIS, TIFFANY	g	6-15	5-13	2-2	0	3	3	0	19	1	1	0	0	34		
02	LINDSAY, CHELSEA	g	4-10	2-5	1-2	3	5	8	1	11	6	2	0	0	37		
21	DIXON, NIKKI	g	5-14	0-0	7-11	5	6	11	5	17	4	2	1	2	35		
00	DAVENPORT, SHELBY	g	1-4	0-2	2-2	1	4	5	1	4	1	1	0	0	19		
24	ATKISM, IVY	g	2-3	0-0	3-4	2	1	3	4	7	0	2	0	0	17		
25	PERRY, CHA'NELLE	g	3-12	1-1	1-2	3	3	6	0	8	1	2	3	0	26		
	Team					3	3	6									
	Totals		23-60	8-21	18-25	19	26	45	17	72	14	12	4	4	200		

FG % 1st Half: 11-28 39.3% 2nd half: 12-32 37.5% Game: 23-60 38.3%  
 3FG % 1st Half: 4-9 44.4% 2nd half: 4-12 33.3% Game: 8-21 38.1%  
 FT % 1st Half: 6-8 75.0% 2nd half: 12-17 70.6% Game: 18-25 72.0%

Officials: Dee Kantner, Edward Sidlasky, Geraldine Smith  
 Technical fouls: Virginia-None. Clemson-None.  
 Attendance: 902

Score by periods	1st	2nd	Total
Virginia	47	30	77
Clemson	32	40	72

Points	In	Off	2nd	Fast	Bench
Paint	Paint	T/O	Chance	Break	
Virginia	24	6	12	6	12
Clemson	8	21	4	19	

Last FG - VA 2nd-01:47. CU 2nd-03:23.  
 Largest lead - VA by 19 2nd-17:41. CU by 4 1st-17:47.  
 VA led for 33:55. CU led for 03:46. Game was tied for 02:10.

Score tied - 2 times.  
 Lead changed - 7 times.

## Official Basketball Box Score -- Game Totals -- Final Statistics Virginia vs Notre Dame 02/05/15 7 p.m. at Notre Dame, Ind. (Purcell Pavilion)

Virginia 54 • (15-8, 5-5)

#	Player	Total			3-Ptr			Rebounds			PF	TP	A	TO	Blk	Stl	Min
		FG-FGA	FG-FGA	FT-FTA	FG-FGA	FG-FGA	FT-FTA	Off	Def	Tot							
21	Lauren Moses	f	4-7	0-0	0-0	1	2	3	5	8	1	2	0	1	17		
02	Sarah Imovbioh	c	0-3	0-0	3-4	0	16	16	0	3	3	4	0	1	34		
01	Mikayla Venson	g	4-11	1-5	0-0	0	1	1	2	9	1	3	0	0	37		
12	Breyana Mason	g	4-13	0-1	1-2	0	2	2	1	9	3	1	0	1	38		
20	Faith Randolph	g	7-13	1-2	1-1	1	2	3	3	16	1	1	0	3	32		
03	Sarah Beth Barnette	g	0-2	0-2	0-0	0	0	0	1	0	0	0	0	1	7		
13	Tiffany Suarez	g	1-2	0-0	0-0	1	0	1	3	2	0	0	0	0	8		
23	Alyyah Huland El	g	0-2	0-1	0-0	1	0	1	3	0	1	0	0	0	6		
44	Sydney Umeri	g	3-6	0-0	1-1	1	0	1	1	7	0	1	2	0	21		
	Team					2	0	2									
	Totals		23-59	2-11	6-8	7	23	30	19	54	10	14	2	7	200		

FG % 1st Half: 14-30 46.7% 2nd half: 9-29 31.0% Game: 23-59 39.0%  
 3FG % 1st Half: 1-5 20.0% 2nd half: 1-6 16.7% Game: 2-11 18.2%  
 FT % 1st Half: 2-3 66.7% 2nd half: 4-5 80.0% Game: 6-8 75.0%

Notre Dame 75 • (22-2, 9-1)

#	Player	Total			3-Ptr			Rebounds			PF	TP	A	TO	Blk	Stl	Min
		FG-FGA	FG-FGA	FT-FTA	FG-FGA	FG-FGA	FT-FTA	Off	Def	Tot							
11	Brianna Turner	f	11-14	0-0	4-6	4	9	13	2	26	0	0	2	1	35		
12	Taya Reimer	f	3-7	0-0	3-6	1	1	2	0	9	3	4	1	1	28		
15	Lindsay Allen	f	5-7	1-1	1-2	2	4	6	3	12	4	3	0	2	29		
23	Michaela Mabrey	g	2-6	1-5	0-0	0	1	1	0	5	1	0	0	0	19		
32	Jewell Loyd	g	4-15	0-1	6-8	1	2	3	1	14	4	1	1	0	34		
14	Mychal Johnson	g	0-2	0-0	0-0	1	1	2	1	0	1	0	0	0	12		
22	Madison Cable	g	1-3	0-1	0-0	1	4	5	0	2	1	0	0	1	17		
24	Hannah Huffman	g	0-0	0-0	1-2	0	2	2	1	1	1	0	0	1	8</		



# 2014-15 VIRGINIA BOX SCORES



## Official Basketball Box Score -- Game Totals -- Final Statistics Florida State vs Virginia 02/15/15 1 p.m. at JPJ Arena, Charlottesville, Va.

Florida State 65 • 23-3, 10-2 ACC

#	Player	Total			3-Ptr			Rebounds			PF	TP	A	TO	Blk	Stl	Min
		FG	FGA	FT	FTA	Off	Def	Tot									
23	Ivey Slaughter	r	5-7	0-0	4-6	2	3	5	3	14	0	0	0	1	33		
10	Adut Bulgak	c	6-9	1-2	1-1	2	7	9	3	14	1	2	0	1	33		
02	Leticia Romero	g	2-7	0-2	4-4	3	1	4	4	8	9	5	0	2	31		
12	Brittany Brown	g	5-9	2-3	0-0	4	1	5	1	12	0	1	0	1	19		
15	Maegan Conwright	g	4-10	0-2	0	2	2	1	12	7	4	1	2	35			
01	Morgan Jones	g	0-2	0-1	0-0	0	2	2	0	0	0	0	0	9			
03	Emiah Bingley	g	1-4	1-4	0-0	1	0	1	0	3	0	1	0	20			
20	Shakayla Thomas	g	1-3	0-0	0-0	1	1	2	1	2	0	2	0	11			
24	Shakena Richardson	g	0-2	0-2	0-0	0	0	0	1	0	2	0	0	6			
32	Lauren Coleman	g	0-0	0-0	0-0	0	1	1	0	0	0	0	0	3			
Team						1	1	2									
Totals			24-53	8-21	9-13	14	19	33	14	65	19	16	1	8	200		

FG % 1st Half: 14-29 48.3% 2nd half: 10-24 41.7% Game: 24-53 45.3%  
 3FG % 1st Half: 5-13 38.5% 2nd half: 3-8 37.5% Game: 8-21 38.1%  
 FT % 1st Half: 3-5 60.0% 2nd half: 6-8 75.0% Game: 9-13 69.2%

Virginia 56 • 15-10, 5-7 ACC

#	Player	Total			3-Ptr			Rebounds			PF	TP	A	TO	Blk	Stl	Min
		FG	FGA	FT	FTA	Off	Def	Tot									
21	Lauren Moses	r	2-5	0-0	1-1	0	0	0	4	5	1	2	0	0	19		
02	Sarah Imovbioh	r	2-4	0-0	0-0	0	2	2	4	4	1	3	0	1	18		
41	Mikayla Venson	g	5-9	5-9	0-0	0	3	3	2	15	2	5	0	2	37		
12	Breyana Mason	g	2-7	1-4	1-1	0	3	3	1	6	3	4	0	3	39		
23	Aliyah Huland El	g	5-9	1-4	3-3	0	2	2	3	14	1	0	0	0	31		
03	Sarah Beth Barnette	g	1-2	1-2	0-0	0	1	1	2	3	0	0	0	0	10		
13	Tiffany Suarez	g	1-4	0-0	0-0	0	2	2	0	2	0	3	0	0	12		
44	Sydney Umeri	g	2-3	0-0	3-4	2	3	5	4	7	2	2	2	1	34		
Team						1	2	3									
Totals			20-43	8-19	8-9	3	18	21	20	56	10	19	2	7	200		

FG % 1st Half: 12-24 50.0% 2nd half: 8-19 42.1% Game: 20-43 46.5%  
 3FG % 1st Half: 6-10 60.0% 2nd half: 2-9 22.2% Game: 8-19 42.1%  
 FT % 1st Half: 1-1 100.0% 2nd half: 7-8 87.5% Game: 8-9 88.9%

Officials: Wesley Dean, Karen Preato, Jen Rezac  
 Technical fouls: Florida State-None. Virginia-None.  
 Attendance: 4042

Score by periods	1st	2nd	Total
Florida State	36	29	65
Virginia	31	25	56

Points	In	Off	2nd	Fast	Bench
	Paint	T/O	Chance	Break	
FS	22	19	5	0	5
VA	12	12	3	0	12

Last FG - FS 2nd-01:23, VA 2nd-00:09.  
 Largest lead - FS by 12 1st-06:02, VA by 3 1st-19:34.  
 FS led for 37:01. VA led for 02:16. Game was tied for 00:43.

Score tied - 1 time.  
 Lead changed - 1 time.

## Official Basketball Box Score -- Game Totals -- Final Statistics Virginia vs PITT 02/19/15 7:00 PM at Petersen Events Center, Pittsburgh, PA

Virginia 63 • (15-11, 5-8 ACC)

#	Player	Total			3-Ptr			Rebounds			PF	TP	A	TO	Blk	Stl	Min
		FG	FGA	FT	FTA	Off	Def	Tot									
21	Lauren Moses	r	2-5	0-0	0-2	0	4	4	4	4	0	2	1	0	28		
02	Sarah Imovbioh	r	5-10	0-0	8-10	6	12	18	5	18	0	3	1	0	35		
41	Mikayla Venson	g	4-10	0-3	3-4	0	1	1	4	11	2	6	1	0	35		
12	Breyana Mason	g	4-11	0-0	2-2	0	4	4	3	10	2	2	0	2	42		
20	Faith Randolph	g	3-16	1-4	0-0	1	0	1	4	7	1	4	0	3	32		
03	Sarah Beth Barnette	g	0-0	0-0	0-0	0	1	2	0	0	0	0	0	0	3		
13	Tiffany Suarez	g	1-1	0-0	0-0	0	1	1	0	2	0	0	1	0	7		
23	Aliyah Huland El	g	3-9	0-2	1-1	0	0	0	4	7	1	0	0	1	20		
44	Sydney Umeri	g	1-4	0-0	2-2	2	5	7	1	4	0	1	0	0	23		
Team						4	2	6									
Totals			23-66	1-9	16-21	14	30	44	25	63	6	18	3	7	225		

FG % 1st Half: 11-29 37.9% 2nd half: 11-31 35.5% OT: 1-6 16.7% Game: 23-66 34.8%  
 3FG % 1st Half: 1-3 33.3% 2nd half: 0-4 0.0% OT: 0-2 0.0% Game: 1-9 11.1%  
 FT % 1st Half: 7-7 100.0% 2nd half: 6-8 75.0% OT: 1-6 16.7% Game: 16-21 76.2%

PITT 68 • (18-8, 8-5 ACC)

#	Player	Total			3-Ptr			Rebounds			PF	TP	A	TO	Blk	Stl	Min
		FG	FGA	FT	FTA	Off	Def	Tot									
12	Yacine Diop	r	2-5	0-1	2-4	2	4	6	3	6	4	8	1	3	36		
24	Monica Wignot	r	3-11	0-4	0-0	1	7	8	0	6	4	1	3	0	36		
35	Stasha Carey	r	7-13	1-5	2-6	3	6	9	4	17	3	3	4	3	44		
02	Aysia Bugg	g	1-2	0-0	0-0	0	2	2	2	2	1	1	0	0	18		
03	Brinna Kiesel	g	9-18	0-3	5-8	0	6	6	4	23	3	4	0	1	41		
14	Fred Potvin	g	1-6	1-5	0-0	0	0	0	0	3	0	0	0	0	17		
22	Chelsea Welch	g	2-3	1-2	6-8	1	3	4	11	0	1	0	1	0	29		
51	Cora McManus	g	0-0	0-0	0-0	0	1	1	0	0	0	0	0	0	4		
Team						1	3	4									
Totals			25-58	3-20	15-26	9	31	40	18	68	15	18	8	8	225		

FG % 1st Half: 8-24 33.3% 2nd half: 15-30 50.0% OT: 2-4 50.0% Game: 25-58 43.1%  
 3FG % 1st Half: 1-8 12.5% 2nd half: 2-11 18.2% OT: 0-1 0.0% Game: 3-20 15.0%  
 FT % 1st Half: 3-5 60.0% 2nd half: 6-11 54.5% OT: 6-10 60.0% Game: 15-26 57.7%

Officials: Billy Smith (R), Dan Outlaw, Rachele Jones  
 Technical fouls: Virginia-None. PITT-None.  
 Attendance: 736

Score by periods	1st	2nd	OT	Total
Virginia	30	28	5	63
PITT	20	38	10	68

Points	In	Off	2nd	Fast	Bench
	Paint	T/O	Chance	Break	
VA	24	17	12	6	13
UP	40	23	4	10	14

Last FG - VA OT-00:13, UP OT-02:51.  
 Largest lead - VA by 12 1st-00:43, UP by 6 OT-00:19.  
 VA led for 39:17. UP led for 02:51. Game was tied for 02:52.

Score tied - 2 times.  
 Lead changed - 1 time.

## Official Basketball Box Score -- Game Totals -- Final Statistics Virginia Tech vs Virginia 02/22/15 1 p.m. at JPJ Arena, Charlottesville, Va.

Virginia Tech 59 • 10-18, 1-14 ACC

#	Player	Total			3-Ptr			Rebounds			PF	TP	A	TO	Blk	Stl	Min
		FG	FGA	FT	FTA	Off	Def	Tot									
24	Taijah Campbell	r	4-7	0-0	1-2	3	2	5	4	9	2	0	0	4	32		
02	Dominique Powell	r	2-6	0-0	1-2	1	0	1	0	5	1	0	1	0	20		
05	Vanessa Panousis	g	6-13	4-9	1-1	1	3	4	4	17	1	4	0	1	26		
23	Rachel Camp	g	2-5	1-2	1-2	1	1	2	4	6	4	5	0	0	30		
33	Kelsey Conyers	g	1-3	0-2	3-4	1	3	4	5	4	2	0	1	32			
02	Sidney Cook	g	4-7	0-0	2-2	3	1	4	3	10	0	3	0	0	21		
04	Hannah Young	g	1-9	0-7	2-2	1	6	7	3	4	4	0	2	1	29		
22	Lindsey Oblitney	g	0-0	0-0	0-0	0	0	0	0	0	0	0	0	0	0+		
25	Samantha Hill	g	1-3	1-2	0-0	0	0	0	0	3	0	0	0	0	9		
35	Tara Nahodil	g	0-0	0-0	0-0	0	0	0	0	0	0	0	0	0	1		
Team						1	0	1									
Totals			21-53	6-22	11-15	12	16	28	22	59	15	17	2	8	200		

FG % 1st Half: 10-26 38.5% 2nd half: 11-27 40.7% Game: 21-53 39.6%  
 3FG % 1st Half: 3-11 27.3% 2nd half: 3-11 27.3% Game: 6-22 27.3%  
 FT % 1st Half: 8-12 66.7% 2nd half: 3-3 100.0% Game: 11-15 73.3%

Virginia 73 • 16-11, 6-8 ACC

#	Player	Total			3-Ptr			Rebounds			PF	TP	A	TO	Blk	Stl	Min
		FG	FGA	FT	FTA	Off	Def	Tot									
21	Lauren Moses	r	4-5	0-0	5-6	1	1	2	2	13	0	2	0	2	20		
02	Sarah Imovbioh	r	2-4	0-0	1-2	1	6	7	4	5	0	1	0	1	24		
41	Mikayla Venson	g	6-10	2-4	8-8	0	3	3	1	22	3	4	0	4	35		
12	Breyana Mason	g	2-6	1-3	4-5	0	5	5	0	9	2	3	0	2	29		
20	Faith Randolph	g	6-14	1-4	4-4	1	3	4	3	17	2	1	0	0	36		
02	Jae'Lisa Allen	g	0-0	0-0	0-0	0	0	0	0	0	0	0	0	0	0+		
03	Sarah Beth Barnette	g	0-0	0-0	0-0	0	1	1	1	0	0	2	0	1	7		
13	Tiffany Suarez	g	0-0	0-0	0-0	0	0	0	0</								

# 2014-15 VIRGINIA BOX SCORES

## Official Basketball Box Score -- Game Totals -- Final Statistics Louisville vs Virginia 03/01/15 1 p.m. at JPY Arena, Charlottesville, Va.

Louisville 59 • 24-5, 12-4 ACC

#	Player	Total		3-Ptr		Rebounds			PF	TP	A	TO	Blk	Stl	Min
		FG-FGA	FG-FGA	FT-FTA	Off	Def	Tot								
00	HAMMOND, Sara	f	3-10	1-3	2-2	1	2	3	3	9	1	3	0	0	31
02	HINES-ALLEN, Myisha	f	3-5	0-0	1-1	1	1	2	2	7	0	1	1	1	18
04	MOORE, Mariya	f	2-12	2-10	2-2	1	1	2	3	8	4	1	0	4	33
03	VAILS, Sheronne	c	0-1	0-0	0-0	0	2	2	1	0	0	0	0	0	10
22	SCHIMMEL, Jude	g	3-10	1-6	0-2	0	1	1	3	7	6	1	0	2	35
11	CARTER, Arica	c	0-2	0-0	1-2	1	0	1	3	1	1	2	0	1	23
12	DYER, Shawnta'	g	4-8	0-0	4-5	1	5	6	4	12	1	0	0	0	21
21	SMITH, Bria	g	0-5	0-0	2-4	1	2	3	4	2	2	2	0	0	16
32	HENDERSON, Emmonni	g	5-7	0-0	3-3	2	3	5	5	13	0	3	0	1	13
Team						1	2	3							
Totals			20-60	4-19	15-21	9	19	28	28	59	15	13	1	9	200

FG % 1st Half: 11-23 47.8% 2nd half: 9-37 24.3% Game: 20-60 33.3% Deadball Rebounds 3  
3FG % 1st Half: 3-8 37.5% 2nd half: 1-11 9.1% Game: 4-19 21.1%  
FT % 1st Half: 6-7 85.7% 2nd half: 9-14 64.3% Game: 15-21 71.4%

Virginia 75 • 17-12, 7-9 ACC

#	Player	Total		3-Ptr		Rebounds			PF	TP	A	TO	Blk	Stl	Min
		FG-FGA	FG-FGA	FT-FTA	Off	Def	Tot								
03	Sarah Beth Barnette	f	0-0	0-0	0-0	0	2	2	0	0	1	0	0	0	14
42	Sarah Imovbioh	c	7-7	0-0	8-13	3	14	17	3	22	0	5	0	0	34
01	Mikayla Venson	g	2-5	1-1	5-6	0	4	4	4	10	2	4	0	0	36
12	Breyana Mason	g	3-7	2-3	3-3	1	1	2	2	11	3	6	0	2	33
20	Faith Randolph	g	6-12	2-3	9-9	0	3	3	4	23	8	2	0	1	35
21	Lauren Moses	g	1-3	0-0	0-0	1	3	4	4	2	0	1	0	1	13
23	Aliyah Huland El	g	1-4	1-1	0-0	0	0	0	1	3	0	1	0	1	16
44	Sydney Umeri	g	1-3	0-0	2-2	0	4	4	3	4	0	1	0	0	19
Team						0	3	3							
Totals			21-41	6-8	27-33	5	34	39	21	75	14	21	0	5	200

FG % 1st Half: 11-22 50.0% 2nd half: 10-19 52.6% Game: 21-41 51.2% Deadball Rebounds 2  
3FG % 1st Half: 3-3 100.0% 2nd half: 3-5 60.0% Game: 6-8 75.0%  
FT % 1st Half: 7-8 87.5% 2nd half: 20-25 80.0% Game: 27-33 81.8%

Officials: Kathleen Lynch, Daryl Humphrey, Kevin Sparrock

Technical fouls: Louisville-None. Virginia-None.

Attendance: 3744

LOU: Henderson fouled out at 05:40 (II)

Score by periods	1st	2nd	Total
Louisville	31	28	59
Virginia	32	43	75

Last FG - LOU 2nd-01:20, VA 2nd-01:34.  
Largest lead - LOU by 4 1st-08:12, VA by 16 2nd-00:24.  
LOU led for 06:35. VA led for 24:38. Game was tied for 08:44.

Score tied - 10 times.  
Lead changed - 7 times.

## Official Basketball Box Score -- Game Totals -- Final Statistics Virginia vs Miami 03/05/15 2:00 pm at the Greensboro Coliseum

Virginia 52 • 17-13 (7-9 ACC)

#	Player	Total		3-Ptr		Rebounds			PF	TP	A	TO	Blk	Stl	Min
		FG-FGA	FG-FGA	FT-FTA	Off	Def	Tot								
21	Lauren Moses	f	5-13	0-0	1-2	4	4	8	1	11	0	3	1	1	33
42	Sarah Imovbioh	f	3-8	0-0	0-2	3	4	7	3	6	0	1	0	0	22
01	Mikayla Venson	g	4-11	2-4	1-1	1	1	2	0	11	1	3	0	1	37
12	Breyana Mason	g	6-12	1-1	0-0	0	5	5	0	13	2	1	0	1	34
20	Faith Randolph	g	1-13	0-2	4-4	1	6	7	1	6	2	3	0	1	30
03	Sarah Beth Barnette	g	0-0	0-0	0-0	0	0	0	0	0	0	0	0	0	3
23	Aliyah Huland El	g	2-5	1-4	0-0	0	1	1	1	5	1	3	0	3	19
44	Sydney Umeri	g	0-4	0-0	0-0	3	3	6	4	0	3	0	0	2	22
Team						2	2	4							
Totals			21-66	4-11	6-9	14	26	40	11	52	9	14	1	9	200

FG % 1st Half: 12-32 37.5% 2nd half: 9-34 26.5% Game: 21-66 31.8% Deadball Rebounds 1,1  
3FG % 1st Half: 3-6 50.0% 2nd half: 1-5 20.0% Game: 4-11 36.4%  
FT % 1st Half: 3-3 100.0% 2nd half: 3-6 50.0% Game: 6-9 66.7%

Miami 62 • 19-11 (8-8 ACC)

#	Player	Total		3-Ptr		Rebounds			PF	TP	A	TO	Blk	Stl	Min
		FG-FGA	FG-FGA	FT-FTA	Off	Def	Tot								
21	WILLIAMS, Jassany	f	3-4	0-0	2-2	1	7	8	1	8	0	0	5	0	24
03	THOMAS, Jessica	g	3-8	1-6	1-2	0	5	5	1	8	3	6	0	0	32
10	WOODS, Michelle	g	2-7	1-6	0-0	0	4	4	3	5	1	3	0	0	31
23	MOTLEY, Adrienne	g	6-15	2-6	1-2	0	5	5	2	15	3	2	0	1	35
33	McGUIRE, Suriya	g	3-9	1-4	2-2	2	4	6	0	9	1	1	0	0	20
05	GREENE, Nigia	g	2-4	0-2	0-0	2	1	3	1	4	0	1	0	1	15
15	STERLING, Necole	g	5-8	3-5	0-0	0	3	3	1	13	1	2	0	1	27
25	PRATHER, Khaila	g	0-1	0-0	0-0	0	0	0	0	0	0	0	0	0	3
30	DAVENPORT, Erykah	g	0-1	0-0	0-0	0	2	2	1	0	0	2	1	0	13
Team						2	2	4							
Totals			24-57	8-29	6-8	7	33	40	10	62	9	17	6	3	200

FG % 1st Half: 15-30 50.0% 2nd half: 9-27 33.3% Game: 24-57 42.1% Deadball Rebounds 1  
3FG % 1st Half: 4-13 30.8% 2nd half: 4-16 25.0% Game: 8-29 27.5%  
FT % 1st Half: 0-0 0.0% 2nd half: 6-8 75.0% Game: 6-8 75.0%

Officials: Bryan Brunette, Maj Forsberg, Jules Gaillen

Technical fouls: Virginia-None. Miami-None.

Attendance: 3688

Second Round (Game 5) of the 2015 ACC Tournament

Score by periods	1st	2nd	Total
Virginia	30	22	52
Miami	34	28	62

Last FG - VA 2nd-00:49, UM 2nd-01:53.  
Largest lead - VA by 2 1st-19:31, UM by 12 2nd-03:33.  
VA led for 06:33. UM led for 27:51. Game was tied for 05:09.

Score tied - 7 times.  
Lead changed - 15 times.

## Official Basketball Box Score -- Game Totals -- Final Statistics UVA vs Old Dominion 03/19/14 7:00 PM at Norfolk, Va.

UVA 62 • 17-14, 7-9

#	Player	Total		3-Ptr		Rebounds			PF	TP	A	TO	Blk	Stl	Min
		FG-FGA	FG-FGA	FT-FTA	Off	Def	Tot								
21	Lauren Moses	f	2-5	0-0	0-0	1	3	4	5	4	0	4	1	2	26
42	Sarah Imovbioh	c	4-6	0-0	0-0	2	7	9	2	8	1	3	0	0	22
01	Mikayla Venson	g	8-14	3-4	0-0	0	4	4	2	19	6	4	0	0	36
12	Breyana Mason	g	7-17	1-3	2-2	0	2	2	3	17	6	1	0	2	38
20	Faith Randolph	g	3-13	1-5	0-0	0	4	4	2	7	0	1	0	0	23
03	Sarah Beth Barnette	g	0-0	0-0	0-0	0	1	1	1	0	0	0	0	0	10
13	Tiffany Suarez	g	1-3	0-0	0-0	0	0	0	0	2	0	0	0	0	2
23	Aliyah Huland El	g	1-6	1-4	0-0	2	1	3	1	3	0	1	0	0	22
44	Sydney Umeri	g	1-2	0-0	0-0	2	5	7	4	2	1	1	0	0	21
Team						2	0	2							
Totals			27-66	6-16	2-2	9	27	36	20	62	14	15	1	4	200

FG % 1st Half: 11-29 37.9% 2nd half: 16-37 43.2% Game: 27-66 40.9% Deadball Rebounds 0  
3FG % 1st Half: 4-7 57.1% 2nd half: 2-9 22.2% Game: 6-16 37.5%  
FT % 1st Half: 0-0 0.0% 2nd half: 2-2 100.0% Game: 2-2 100.0%

Old Dominion 69 • 21-12, 11-7

#	Player	Total		3-Ptr		Rebounds			PF	TP	A	TO	Blk	Stl	Min
		FG-FGA	FG-FGA	FT-FTA	Off	Def	Tot								
03	PAINTER, Chelisa	f	5-7	0-0	2-3	1	8	9	2	12	4	1	0	2	30
32	MINOR, Tiffany	f	5-12	4-9	0-0	0	2	2	1	14	3	2	0	0	38
40	YOUNG, Destinee	f	10-15	0-0	0-0	4	3	7	0	20	1	0	1	0	26
11	BETZ-WHITE, Ashley	g	1-5	0-2	2-2	1	1	2	1	4	1	1	0	0	20
25	SIMMS, Jennie	g	4-9	1-2	4-6	1	7	8	3	13	6	5	1	1	34
14	HOLOPAINEN, Annika	g	1-6	1-3	0-0	1	0	1	1	3	1	0	0	2	15
23	AJEMBA, Ije	g	1-4	0-0	0-0	2	4	6	0	2	1	0	0	0	8
30	JACKSON, Ashley	g	0-2	0-0	1-3	0	4	4	0	1	2	1	1	0	19
34	OIGBOKIE, Odequa	g	0-1	0-0	0-0	0	0	0	1	0	0	1	0	0	10
Team						1	1	2							
Totals			27-61	6-16	9-14	11	30	41	9	69	19	14	3	5	200

FG % 1st Half: 15-30 50.0% 2nd half: 12-31 38.7% Game: 27-61 44.3% Deadball Rebounds 1  
3FG % 1st Half: 4-9 44.4% 2nd half: 2-7 28.6% Game: 6-16 37.5%  
FT % 1st Half: 2-3 66.7% 2nd half: 7-11 63.6% Game: 9-14 64.3%

Officials: Karen Gruca, An-Jamiliah Gregory, Kelly Meyer

Technical fouls: UVA-None. Old Dominion-None.

Attendance: 973

WNIT FIRST ROUND

Score by periods	1st	2nd	Total
UVA	26	36	62
Old Dominion	36	33	69

Last FG - VA 2nd-00:27, ODU 2nd-02:54.  
Largest lead - VA by 1 1st-18:37, ODU by 13 2nd-18:53.  
VA led for 00:23. ODU led for 38:39. Game was tied for 00:58.

Score tied - 3 times.  
Lead changed - 2 times.





# SERIES RECORDS AT A GLANCE



Opponent	Rec.	Last Meeting	Streak	Opponent	Rec.	Last Meeting	Streak	Opponent	Rec.	Last Meeting	Streak			
Alabama	2-1	L, 73-70	12/21/12	L1	Lafayette	1-0	W, 103-41	12/07/90	W1	South Florida	1-0	W, 73-71	03/22/07	W1
Ala.-Birmingham	1-0	W, 81-63	12/29/06	W1	Lamar	1-0	W, 85-70	03/23/91	W1	Southern Cal	2-1	W, 78-68	12/30/95	W1
Alabama State	1-0	W, 106-21	12/29/96	W1	Liberty	9-2	W, 61-60	11/19/13	W3	Southern Illinois	1-0	W, 81-60	11/24/89	W1
Albany	1-0	W, 59-34	12/28/04	W1	Long Beach St.	0-1	L, 73-71	01/15/81	L1	So. Methodist	1-0	W, 77-68	03/13/98	W1
American	3-1	L, 69-67	11/24/96	L1	Long Island	3-0	W, 76-59	12/05/03	W3	SW Missouri St.	1-0	W, 67-63	03/19/94	W1
Appalachian State	2-0	W, 74-58	03/22/12	W2	Longwood	10-4	W, 91-49	12/16/14	W8	Stanford	1-3	L, 91-69	03/22/97	L3
Arkansas State	1-1	W, 57-55	02/13/00	W1	Louisiana Tech	4-2	W, 95-82	11/16/13	W2	Stephen F. Austin	1-0	W, 74-72	03/17/91	W1
Arizona	3-1	W, 70-65	11/28/03	W1	Louisville	2-1	W, 75-59	03/01/15	W1	Sweet Briar	1-0	W, 72-23	12/08/75	W1
Arizona State	0-1	L, 60-50	11/11/04	L1	Loyola (Md.)	4-0	W, 71-49	03/20/11	W4	Syracuse	3-3	L, 70-58	01/11/15	L3
Auburn	4-1	W, 66-51	11/23/14	W1	Lynchburg	2-0	W, 58-25	01/31/75	W2	TCU	1-0	W, 59-55	11/27/10	W1
Augusta	1-0	W, 76-38	12/19/89	W1	Maine	3-0	W, 86-66	12/28/06	W3	Temple	4-1	W, 71-65	11/29/06	W4
Baylor	1-0	W, 80-51	01/24/99	W1	Manhattan	2-0	W, 86-68	11/15/09	W2	Tennessee	3-14	L, 76-67	11/28/13	L1
Boston College	13-5	W, 68-56	01/15/15	W2	Marist	1-0	W, 68-61	03/21/09	W1	Tennessee Tech	2-0	W, 75-54	11/27/94	W2
Bridgewater	5-1	W, 77-52	02/23/79	W3	Marquette	3-0	W, 76-71	11/29/08	W3	Texas	3-4	L, 79-53	11/25/11	L1
Brown	1-0	W, 111-49	12/28/98	W1	Marshall	4-0	W, 78-56	12/29/07	W4	Toledo	1-1	L, 64-62	11/28/14	L1
Bucknell	1-0	W, 81-48	01/02/89	W1	Mary Baldwin	1-0	W, 51-48	02/13/75	W1	Towson	1-0	W, 102-44	12/11/98	W1
Butler	1-0	W, 88-54	12/29/99	W1	Mary Washington	6-0	W, 60-27	02/14/76	W6	Troy State	1-0	W, 96-74	03/14/97	W1
California	2-2	L, 59-50	11/27/11	L2	Maryland	44-37	W, 86-72	01/23/14	W1	Tulane	0-2	L, 79-72	12/20/13	L2
Cal.-St. Northridge	1-0	W, 75-69	12/29/00	W1	Md. Eastern Shore	1-0	W, 81-46	12/17/13	W1	UCLA	2-0	W, 77-55	12/29/95	W2
Campbell	1-1	W, 77-60	11/20/79	W1	Massachusetts	1-0	W, 53-38	12/29/11	W1	UC Santa Barbara	2-1	W, 86-52	03/23/08	W1
Canisius	1-0	W, 92-36	11/26/91	W1	Memphis State	2-0	W, 76-75	03/15/87	W2	UMBC	2-0	W, 61-46	12/18/10	W2
Central Florida	1-0	W, 76-47	11/25/06	W1	Mercer	1-0	W, 93-52	11/30/85	W1	UNC-Greensboro	3-0	W, 71-44	11/21/03	W3
Charleston	0-1	L, 76-44	12/21/77	L1	Miami (Fla.)	8-7	L, 62-52	03/01/15	L3	Utah	2-0	W, 65-57	11/28/08	W2
Charlotte	4-1	L, 79-74	03/26/11	L1	Michigan	2-2	L, 73-53	12/05/13	L2	Vanderbilt	4-2	W, 73-66	11/23/12	W2
Clemson	40-30	W, 77-72	02/01/15	W2	Michigan State	1-0	W, 91-74	12/29/90	W1	Villanova	1-2	W, 69-50	12/29/88	W1
Cleveland State	4-0	W, 100-60	12/16/06	W4	Middle Tenn. St.	1-0	W, 79-63	01/02/06	W1	Va. Common.	14-6	W, 99-57	11/24/98	W12
Clinch Valley	1-0	W, 61-50	02/15/75	W1	Minnesota	2-3	W, 90-68	11/29/12	W2	Virginia State	6-2	W, 76-41	12/02/80	W2
Colorado	3-0	W, 74-59	01/02/10	W3	Monmouth	1-0	W, 73-45	12/18/08	W1	Virginia Tech	45-10	W, 73-59	02/22/15	W17
Connecticut	2-4	L, 75-45	12/05/07	L4	Morehead State	1-0	W, 88-43	02/04/08	W1	Virginia Union	6-1	W, 67-50	12/08/81	W1
Coppin State	3-0	W, 70-45	12/28/13	W3	Morgan State	4-0	W, 69-56	03/17/11	W4	Wagner	2-0	W, 84-41	12/28/11	W2
Creighton	1-0	W, 63-60	12/29/93	W1	Mount St. Mary's	7-0	W, 81-58	11/14/10	W7	Wake Forest	65-5	W, 72-70	01/08/15	W2
Dartmouth	3-0	W, 83-70	01/23/05	W3	Navy	2-0	W, 54-47	11/22/80	W2	Washington	1-0	W, 85-64	11/28/99	W1
Davidson	1-1	L, 67-57	12/28/14	L1	Nevada-Las Vegas	1-0	W, 74-73	12/02/89	W1	Wayland Baptist	1-0	W, 67-62	03/20/80	W1
Delaware State	3-0	W, 100-62	12/06/14	W3	New Hampshire	0-1	L, 63-62	12/27/81	L1	West Virginia	5-3	L, 68-58	11/24/13	L3
DePaul	2-0	W, 75-63	01/09/88	W2	Norfolk State	6-5	W, 66-23	12/28/12	W2	William & Mary	10-0	W, 71-49	12/02/99	W10
Drake	0-1	L, 67-53	03/22/80	L1	North Carolina	32-50	L, 72-70	02/26/15	L6	Wisconsin	2-1	W, 84-60	11/30/07	W1
Drexel	2-0	W, 72-66	12/29/14	L1	N. Carolina A&T	2-0	W, 88-59	12/28/10	W2	Wisc. Green Bay	0-1	L, 69-67	03/21/10	L1
Duke	32-34	L, 71-45	02/12/15	L22	NC State	39-33	W, 71-63	01/29/15	W1	Wright State	1-0	W, 74-56	11/20/05	W1
Duquesne	1-0	W, 99-36	11/29/86	W1	Northeastern	3-0	W, 81-20	12/19/95	W3	Xavier	2-0	W, 71-62	11/20/14	W2
East Carolina	2-2	W, 80-67	12/06/08	W1	North Florida	1-0	W, 90-57	02/06/07	W1	Yale	1-0	W, 92-41	12/28/05	W1
East Tennessee St.	3-0	W, 83-66	12/29/10	W3	Northwestern	1-1	W, 76-55	12/05/04	W1					
Eastern Mennonite	1-0	W, 59-39	01/25/75	W1	Notre Dame	2-2	L, 75-54	02/05/15	L2					
Emory & Henry	2-1	W, forfeit	01/23/76	W2	Ohio State	2-6	W, 87-82	11/14/14	W1					
Fairfield	1-0	W, 110-64	11/22/91	W1	Oklahoma State	1-0	W, 76-61	03/21/91	W1					
Fairleigh Dickinson	1-0	W, 83-35	12/02/07	W1	Old Dominion	14-19	L, 69-62	03/19/15	L2					
Florida	3-1	L, 81-68	12/29/02	L1	Pacific	1-0	W, 101-79	01/01/87	W1					
Florida Gulf Coast	1-0	W, 85-56	12/21/13	W1	Pennsylvania	4-0	W, 68-65	11/12/12	W4					
Fla. International	4-0	W, 74-61	11/30/14	W4	Penn State	4-3	L, 82-69	03/12/99	L3					
Florida State	34-15	L, 65-56	02/15/15	L2	Pepperdine	1-0	W, 74-62	03/17/00	W1					
Fordham	2-0	W, 105-55	12/29/94	W2	Pittsburgh	2-3	L, 68-63	02/19/15	L3					
Furman	1-1	W, 74-43	12/08/09	W1	Princeton	2-0	W, 69-57	12/29/13	W2					
George Mason	5-0	W, 87-49	11/27/84	W5	Providence	3-0	W, 61-42	11/18/12	W3					
Georgetown	7-0	W, 52-45	02/08/04	W7	Purdue	1-0	W, 56-49	12/03/09	W1					
Geo. Washington	10-1	L, 70-68	11/12/07	L1	Queens	1-0	W, 61-52	12/28/80	W1					
Georgia	2-2	L, 69-53	12/20/09	L1	Radford	8-7	W, 75-47	11/16/14	W7					
Georgia State	1-0	W, 61-60	12/17/82	W1	Randolph-Macon	2-0	W, 75-33	11/28/78	W2					
Georgia Tech	53-16	L, 68-62	01/25/15	L4	R.M. Woman's Col.	3-0	W, 47-45	12/04/75	W3					
Gonzaga	0-1	L, 69-62	11/30/08	L1	Rhode Island	3-0	W, 89-53	01/09/08	W3					
Grambling	1-0	W, 100-79	11/26/99	W1	Richmond	14-3	W, 68-55	03/19/12	W3					
Green Bay	0-1	L, 69-67	03/21/10	L1	Rider	5-0	W, 83-38	12/28/08	W5					
Hampton	2-0	W, 51-48	11/16/01	W2	Roanoke	2-1	W, 61-44	02/12/76	W2					
Hartford	0-2	L, 70-53	11/25/03	L2	Robert Morris	1-0	W, 86-59	11/28/93	W1					
Harvard	1-0	W, 54-48	12/03/05	W1	Rutgers	5-3	W, 68-64	12/06/02	W1					
Hawaii	1-1	W, 60-43	11/26/11	W1	St. Bonaventure	1-0	W, 72-64	01/04/10	W1					
High Point	3-0	W, 73-54	11/11/13	W3	St. Francis (Pa.)	6-0	W, 82-66	01/05/09	W6					
Hofstra	1-0	W, 82-66	11/12/10	W1	St. John's	3-0	W, 90-51	01/26/91	W3					
Hollins	2-0	W, 53-41	01/12/76	W2	St. Joseph's	4-4	W, 48-42	03/18/06	W1					
Holy Cross	2-0	W, 80-39	12/29/05	W2	Saint Mary's (Ca.)	1-0	W, 62-49	12/19/14	W1					
Houston	0-1	L, 67-64	12/04/04	W1	St. Peter's	3-0	W, 91-59	11/24/90	W3					
Howard	3-0	W, 74-53	12/21/14	W3	Samford	1-0	W, 69-60	12/28/09	W1					
Illinois	4-1	L, 86-63	12/03/14	L1	San Diego State	1-0	W, 38-34	12/29/81	W1					
Indiana	3-0	W, 65-49	12/01/11	W3	Santa Clara	1-0	W, 62-60	12/30/97	W1					
Iowa	0-2	L, 69-62	03/16/02	L2	Scranton	1-0	W, 110-50	12/02/83	W1					
Iowa State	0-1	L, 66-48	11/25/10	L1	Seton Hall	2-0	W, 85-65	12/02/06	W2					
James Madison	15-8	L, 63-46	11/08/13	L1	Siena	1-0	W, 83-43	12/27/99	W1					
Kansas	1-1	L, 86-84	11/25/94	L1	South Carolina	3-2	L, 66-64	11/15/07	L1					
Kansas State	0-1	L, 49-46	11/29/13	L1	S. Carolina Upstate	1-0	W, 110-63	11/18/09	W1					
Kent State	1-1	L, 85-74	01/24/00	L1	South Dakota St.	1-1	W, 78-66	11/27/09	W1					



# VIRGINIA vs 2015-16 OPPONENTS



## AUBURN: 4-1

Date	Score	Mar.	W/L	Site
11/29/85	84-71	+13	W	N
12/28/89	61-59	+2	W	N
01/05/92	77-70	+7	W	A
12/29/98	79-61	-18	L	H
11/23/14	66-51	+15	W	H

Home 1-1, Away 1-0, Neutral 2-0

## BOSTON COLLEGE: 13-5

10-4 in ACC Games#  
2-1 in ACC Tournament Games\*  
2-0 in WNIT Games%

Date	Score	Mar.	W/L	Site
12/29/83	58-46	+12	W	A
03/19/00	74-70	+4	W	%H
01/26/06	57-43	-14	L	#A
03/02/06	57-54	+3	W	*N
01/14/07	65-63	+2	WOT	#H
02/28/08	67-57	+10	W	#A
02/22/09	90-70	+20	W	#H
01/21/10	70-68	+2	W	#A
02/20/11	73-50	-23	L	#H
03/24/11	53-48	+5	W	%H
01/21/12	69-58	+11	W	#H
03/01/12	72-41	+31	W	#A
01/24/13	69-57	+12	W	#H
03/07/13	66-57	-9	L	*N
02/06/14	69-65	-4	L	#A
03/05/14	74-59	+15	W	*N
01/15/15	68-56	+12	W	#H

Home 7-1, Away 4-2, Neutral 2-1

## BOWLING GREEN: 0-0

Date	Score	Mar.	W/L	Site
First Meeting				

## CHARLESTON SOUTHERN: 0-0

Date	Score	Mar.	W/L	Site
First Meeting				

## CLEMSON: 40-30

34-25 in ACC Games#  
4-5 in ACC Tournament Games\*

Date	Score	Mar.	W/L	Site
01/21/78	86-58	-28	L	#A
02/09/78	73-59	-14	L	*H
01/20/79	62-59	-3	L	#H
01/19/80	88-71	-17	L	#A
02/08/80	78-76	-2	L	*N
01/12/81	77-67	+10	W	#H
02/13/82	76-65	-11	L	#A
01/22/83	76-71	-5	L	#H
02/23/83	86-84	-2	LOT	#A
01/05/84	83-75	+8	W	#H
01/21/84	77-76	+1	W	#A
01/19/85	75-67	-8	L	#A
02/20/85	66-63	-3	L	#H
01/11/86	96-89	+7	WOT	#A
02/22/86	90-79	+11	W	#H
01/31/87	83-77	+6	W	#A
02/14/87	82-66	+16	W	#H
02/06/88	67-64	+3	W	#H
02/20/88	85-77	-8	L	#A
03/06/88	66-57	+9	W	*N
01/11/89	64-63	+1	W	#A
02/18/89	93-84	-9	L	#H
01/31/90	67-64	+3	W	#H
02/17/90	71-63	+8	W	#A
03/04/90	84-66	+18	W	*N
01/09/91	81-75	+6	W	#A
02/16/91	89-62	+27	W	#H
03/03/91	65-62	-3	L	*N
01/18/92	85-52	+33	W	#H
02/22/92	85-81	+4	W	#A
01/13/93	61-60	-1	L	#A
02/20/93	87-70	+17	W	#H
03/07/93	79-71	+8	WOT	*N
01/03/94	69-65	+4	W	#H
02/19/94	70-61	-9	L	#A
01/01/95	76-67	+9	W	#A
01/28/95	78-55	+23	W	#H
01/02/96	63-59	-4	L	#H
01/28/96	57-45	-12	L	#A
03/02/96	75-67	-8	L	*N
01/04/97	58-44	-14	L	#H
01/29/97	75-65	+10	W	#A
03/01/97	77-75	-2	LOT	*N
01/05/98	74-67	-7	L	#A
02/05/98	72-55	+17	W	#H
01/02/99	67-66	+1	WOT	#A
01/31/99	75-55	+20	W	#H

01/20/00	77-74	+3	W2OT	#H
02/17/00	72-63	+11	W	#A
01/15/01	87-71	-16	L	#H
01/15/01	78-71	-7	L	#A
01/07/02	79-68	-11	L	#H
02/07/02	65-73	-8	L	#A
01/02/03	63-62	-1	L	#A
02/03/03	69-54	+15	W	#H
01/02/04	58-55	-3	L	#H
01/25/04	60-56	-4	L	#A
01/16/05	68-49	+19	W	#H
02/26/06	83-64	+19	W	#H
02/25/07	86-85	+1	W	#A
03/01/07	89-82	+7	W	*N
02/21/08	83-71	+12	W	#H
01/26/09	75-67	+8	W	#A
02/04/10	82-60	+22	W	#H
01/30/11	84-74	-10	L	#A
01/08/12	54-47	+7	W	#H
02/12/12	68-36	+32	W	#H
02/21/13	64-62	-2	L	#A
02/02/14	80-43	+37	W	#H
02/01/15	77-72	+5	W	#A

Home 21-10, Away 15-16, Neutral 4-4

## COPPIN STATE: 3-0

Date	Score	Mar.	W/L	Site
12/20/95	87-42	+45	W	H
12/18/12	54-44	+10	W	H
12/28/13	70-45	+25	W	H

Home: 3-0

## DUKE: 32-34

31-30 in ACC Games#  
1-4 in ACC Tournament Games\*

Date	Score	Mar.	W/L	Site
12/05/77	73-55	+18	W	#A
01/24/79	68-61	+7	W	#A
11/25/79	74-58	+16	W	#H
01/23/80	65-63	-2	L	#A
12/10/80	73-57	+16	W	#H
01/27/82	80-63	-17	L	#A
12/30/82	73-63	-10	L	#A
02/05/83	66-63	+3	W	#H
11/29/83	72-58	+14	W	#A
02/04/84	82-66	+16	W	#H
01/05/85	75-58	+17	W	#A
02/02/85	74-66	+8	W	#H
01/18/86	90-76	+14	W	#H
02/01/86	81-67	+14	W	#A
01/24/87	71-43	+28	W	#H
02/21/87	77-76	-1	L	#A
01/12/88	72-49	+23	W	#A
02/27/88	79-67	+12	W	#H
01/07/89	78-66	+12	W	#H
02/11/89	99-81	+18	W	#A
01/16/90	84-74	-10	L	#A
02/10/90	86-62	+20	W	#H
01/05/91	95-56	+39	W	#A
02/09/91	86-61	+25	W	#H
02/01/92	81-54	+27	W	#A
02/15/92	93-48	+45	W	#H
03/07/92	81-55	+26	W	*N
01/09/93	76-57	+19	W	#H
02/13/93	97-61	+36	W	#A
01/25/94	87-66	+21	W	#A
02/12/94	73-60	+13	W	#H
01/10/95	78-62	+16	W	#H
02/12/95	67-61	+6	W	#A
03/04/95	83-82	-1	LOT	*N
01/08/96	61-60	+1	W	#A
02/10/96	72-69	-3	L	#H
01/06/97	62-55	+7	W	#H
02/19/97	86-56	+30	W	#A
01/23/98	93-66	-27	L	#A
02/22/98	85-78	-7	LOT	*H
01/04/99	84-68	-16	L	#A
02/04/99	66-56	-10	L	#H
12/05/99	83-62	-21	L	#A
01/30/00	61-49	+12	W	#H
01/22/01	71-68	-3	L	#H
02/22/01	76-53	-23	L	#A
12/06/01	107-73	-34	L	#H
1/20/02	86-69	-17	L	#A
03/03/02	71-67	-4	L	*N
01/09/03	60-59	-1	L	#H
02/10/03	75-48	-27	L	#A
01/18/04	63-52	-11	L	#H
02/19/04	87-54	-33	L	#A
01/14/05	87-65	-31	L	#H
02/10/06	88-65	-23	L	#A

02/02/07	76-61	-15	L	#H
03/02/07	79-58	-21	L	*N
02/24/08	78-70	-8	L	#A
02/05/09	81-67	-14	L	#H
03/06/09	76-53	-23	L	*N
02/26/10	83-65	-18	L	#A
02/24/11	71-48	-23	L	#H
01/02/12	66-77	-11	L	#A
02/08/13	62-41	-11	L	#H
01/16/14	90-55	-35	L	#A
02/12/15	71-45	-26	L	#H

Home 17-14, Away 14-16, Neutral 1-4

## FLORIDA STATE: 34-15

32-13 in ACC Games#  
2-1 in ACC Tournament Games\*

Date	Score	Mar.	W/L	Site
12/08/90	92-77	+15	W	#H
01/03/92	87-60	+27	W	#A
01/27/92	81-43	+38	W	#H
01/06/93	78-66	+12	W	#A
01/30/93	76-68	+8	W	#H
12/21/93	86-56	+30	W	#H
02/04/94	59-50	+9	W	#A
01/17/95	76-60	+16	W	#A
02/18/95	79-45	+34	W	#H
01/16/96	91-58	+33	W	#H
02/16/96	81-40	+41	W	#A
03/01/96	73-54	+19	W	*N
01/19/97	67-57	+10	W	#A
02/16/97	73-44	+29	W	#H
01/02/98	75-62	+13	W	#H
02/01/98	83-76	+7	WOT	#A
01/22/99	80-71	+9	W	#A
02/21/99	73-55	+18	W	#H
01/09/00	76-73	+3	W	#A
02/10/00	74-59	+15	W	#H
01/24/01	60-58	-2	L	#A
02/25/01	77-65	+12	W	#H
03/03/01	83-77	-6	L	*N
01/23/02	66-62	+4	W	#H
02/24/02	57-54	+3	W	#A
01/23/03	55-46	-9	L	#A
02/23/03	63-54	+9	W	#H
01/23/04	82-80	+2	WOT	#A
02/22/04	73-71	-2	L	#H
01/31/05	77-62	+15	W	#A
03/05/05	71-67	+4	WOT	*N
01/06/06	60-46	-14	L	#A
01/29/06	67-58	-9	L	#H
01/28/07	63-47	-16	L	#A
02/18/07	79-77	-2	L	#H
01/26/08	69-66	+3	WOT	#A
02/10/08				



# VIRGINIA vs 2015-16 OPPONENTS



## LONGWOOD: 10-4

Date	Score	Mar.	W/L	Site
11/26/74	53-43	-10	L	A
02/29/75	56-52	+4	W	N
02/26/76	69-54	-15	L	N
02/26/77	77-56	+21	W	H
02/16/78	55-42	-13	L	A
03/02/78	63-50	-13	L	N
02/19/79	74-54	+20	W	H
11/19/79	69-38	+31	W	A
02/14/06	93-42	+51	W	H
11/10/07	62-49	+13	W	H
02/01/09	88-50	+38	W	H
02/16/10	81-40	+41	W	H
11/21/10	74-63	+9	W	H
12/16/14	91-49	+42	W	H

Home 8-0, Away 1-2, Neutral 1-2

## LOUISVILLE: 2-1

Date	Score	Mar.	W/L	Site
02/09/85	74-60	+14	W	H
01/18/15	67-55	-12	L	#A
03/01/15	75-59	+16	W	#H

Home 2-0, Away 0-1, Neutral 0-0

## MIAMI (Fla.): 8-7

Date	Score	Mar.	W/L	Site
12/28/87	78-69	+9	W	A
02/10/05	66-60	-6	L	#H
01/22/06	77-65	+12	W	#A
03/22/06	83-72	+11	W	%H
02/04/07	73-60	+13	W	#H
01/21/08	79-68	+11	W	#A
02/19/09	84-75	+9	WOT	#H
02/11/10	69-63	+6	WOT	#A
01/06/11	82-73	-9	L	#H
01/19/12	56-53	-3	L	#H
01/06/13	58-52	-6	L	#A
01/20/13	62-52	+10	W	#H
02/27/14	83-63	-20	L	#H
01/21/15	67-58	-9	L	#A
03/05/15	62-52	-10	L	*N

Home 4-4, Away 4-2, Neutral 0-1

## MIDDLE TENNESSEE STATE: 1-0

Date	Score	Mar.	W/L	Site
01/02/06	79-63	+16	W	H

Home: 1-0

## NJIT: 0-0

Date	Score	Mar.	W/L	Site
First Meeting				

## NORFOLK STATE: 6-5

Date	Score	Mar.	W/L	Site
12/04/73	37-33	+4	W	A
01/26/74	43-36	+7	W	H
01/29/75	52-40	-12	L	H
01/16/76	58-43	-15	L	A
01/28/77	52-50	-2	L	H
01/19/78	66-64	+2	W	A
03/04/78	62-54	-8	L	A
12/04/78	54-43	+11	W	H
12/04/79	57-53	-4	L	A
02/09/81	58-57	+1	W	H
12/28/12	66-23	+43	W	H

Home: 4-2, Away: 2-3

## NORTH CAROLINA: 32-50

Date	Score	Mar.	W/L	Site
2-13 in ACC Tournament Games*				
0-1 in WNIT Games%				
02/06/76	49-40	-9	L	H
12/04/76	60-54	-6	L	A
02/10/77	71-59	+12	W	H
12/20/77	81-58	-23	L	A
01/17/78	77-66	-11	L	#H
01/10/79	85-56	-29	L	#A
02/08/79	86-51	-35	L	*N
01/05/80	66-65	-1	LOT	#H
03/21/80	68-61	-7	L	%N
11/29/80	55-51	-4	L	#A
01/09/82	74-65	-9	L	#A
02/03/82	62-60	-2	L	#H
01/15/83	78-74	+4	WOT	#H
02/12/83	88-78	+10	L	#A
01/14/84	85-72	-13	L	#A
02/09/84	88-72	+16	W	#H
03/03/84	96-68	-28	L	*N
01/13/85	64-62	+2	WOT	#H
02/05/85	77-75	-2	L	#A
03/02/85	76-55	-21	L	*N
01/25/86	84-79	+5	W	#A
02/05/86	60-58	-2	L	#H
01/10/87	81-66	+15	W	#H
01/21/87	73-63	+10	W	#A
01/30/88	81-73	+8	W	#A
02/17/88	64-57	+7	W	#H
01/18/89	92-64	+28	W	#H
02/01/89	87-79	+8	W	#A
01/22/90	81-63	+18	W	#A
02/15/90	95-46	+49	W	#H
01/29/91	92-67	+25	W	#A
02/06/91	97-60	+37	W	#H
03/02/91	90-69	+21	W	*N
01/08/92	83-68	+15	W	#A
02/26/92	65-52	+13	W	#H
03/08/92	74-55	+19	W	*N
01/03/93	72-65	-7	L	#A
02/09/93	73-67	+6	W	#H
01/12/94	77-75	+2	W	#A
02/09/94	83-74	+9	W	#H
03/06/94	77-60	-17	L	*N
01/31/95	80-64	+16	W	#H
02/05/95	88-78	+10	W	#A
01/31/96	87-71	+16	W	#H
02/12/96	83-70	+13	W	#A
01/27/97	75-71	-4	L	#H
02/23/97	70-65	-5	L	#A
01/15/98	105-100	+5	W3OT	#A
02/15/98	85-84	-1	L2OT	#H
02/27/98	76-56	-20	L	*N
01/18/99	79-68	-11	L	#H
02/14/99	82-80	-2	LOT	#A
02/28/99	83-70	-13	L	*N
01/06/00	87-68	+9	W	#H
02/07/00	66-63	-3	LOT	#A
03/05/00	67-63	-4	L	*N
01/11/01	78-76	+2	W	#A
02/11/01	76-73	+3	W	#H
01/27/02	79-64	-15	L	#A
02/21/02	78-68	-10	L	#H
01/30/03	74-54	-20	L	#A
03/02/03	69-59	+10	W	#H
03/09/03	88-78	-10	L	*N
01/29/04	75-70	-5	L	#H
02/29/04	70-64	-6	L	#A
03/06/04	64-45	-19	L	*N
02/07/05	76-56	-20	L	#H
02/24/05	89-60	-29	L	#A
03/06/05	78-72	-6	L	*N
02/12/06	72-60	-12	L	#H
03/03/06	82-56	-26	L	*N
01/08/07	96-62	-34	L	*A
02/15/08	90-82	-8	L	#H
03/08/08	80-65	-15	L	*N
01/16/09	103-74	-29	L	#A
02/15/10	82-78	+4	W2OT	#H
01/28/11	64-52	-12	L	#A
01/05/12	78-73	-5	L2OT	#H
02/03/12	64-56	-8	L	#A
01/17/13	71-60	-11	L	#A
02/20/14	80-74	-6	L	#H
02/26/15	72-70	-2	L	#A

Home 18-15, Away 12-22, Neutral 2-13

## NC STATE: 39-33

Date	Score	Mar.	W/L	Site
35-30 in ACC Games#				
3-2 in ACC Tournament Games*				
0-1 in NCAA Tournament Games\$				
12/07/74	57-44	-13	L	H
01/31/76	60-38	-22	L	H
01/18/77	83-55	-28	L	A
01/14/78	77-62	-15	L	#H
01/31/79	88-63	-25	L	#A
02/01/80	81-79	-2	LOT	#H
01/31/81	98-64	-34	L	#A
02/25/81	76-71	-5	L	#H
01/23/82	69-64	-5	L	#H
02/20/82	66-55	-11	L	#A
01/12/83	67-55	-12	L	#A
02/26/83	84-69	-15	L	#H
01/12/84	75-64	+11	W	#H
02/25/84	70-66	-4	L	#A
03/17/84	86-73	-13	L	\$A
01/10/85	71-46	-25	L	#A
02/23/85	78-70	-8	L	#H
01/07/86	65-64	+1	W	#H
02/19/86	70-62	+8	W	#A
01/05/87	75-57	+18	W	#H
02/07/87	70-69	-1	L	#A
03/02/87	57-56	-1	L	*N
01/16/88	87-59	+28	W	#H
02/13/88	88-68	+20	W	#A
03/05/88	82-64	+18	W	*N
01/14/89	103-86	-17	L	#H
02/25/89	78-56	-22	L	#A
01/14/90	70-66	+4	W	#A
02/24/90	77-64	-16	L	#H
03/05/90	67-64	+3	WOT	*N
01/12/91	123-120	+3	W3OT	#A
02/23/91	95-78	+17	W	#H
01/11/92	101-70	+31	W	#H
02/29/92	76-74	+2	W	#A
01/17/93	79-73	+6	W	#H
02/27/93	76-75	+1	W	#A
01/15/94	70-44	+26	W	#A
02/27/94	81-58	+23	W	#H
01/07/95	81-73	+8	W	#A
02/09/95	80-68	+12	W	#H
01/12/96	77-69	+18	W	#H
02/07/96	72-60	+12	W	#A
01/11/97	64-62	+2	W	#A
02/09/97	91-66	+25	W	#H
01/11/98	67-59	-8	L	#H
02/12/98	70-63	-7	L	#A
01/11/99	60-46	+14	W	#A
02/10/99	67-53	+14	W	#H
01/17/00	80-73	+7	W	#A
02/20/00	60-51	+9	W	#H
01/02/01	77-64	+13	W	#H
02/01/01	71-56	-15	L	#A
01/02/02	68-52	+16	W	#A
02/03/02	61-57	+4	W	#H
01/12/03	50-49	-1	L	#A
02/13/03	58-54	+4	W	#H
03/08/03	66-56	+10	W	*N
01/15/04	66-62	+4	W	#A
02/15/04	72-67	-5	L	#H
02/03/05	62-56	-6	L	#A
01/13/06	73-63	-10	L	#H
01/25/07	71-60	-11	L	#A
02/01/08	74-49	+25	W	#H
02/15/09	60-54	-6	L	#A
01/27/10	73-60	+13	W	#H
03/05/10	66-59	-7	L	*N
02/10/11	94-92	+2	W	#A
02/05/12	55-47	+8	W	#A
01/13/13	78-59	+19	W	#H
02/28/13	80-59	-21	L	#A
02/23/14	68-66	-2	L	#A
01/29/15	71-63	-9	W	#H

Home 20-13, Away 16-18, Neutral 3-2

## NOTRE DAME: 2-2

Date	Score	Mar.	W/L	Site
2/22/81	68-40	+28	W	N
1/4/88	79-59	+20	W	H
1/12/14	79-72	-7	L	#H

Home 1-1, Away 0-1, Neutral 1-0

## OHIO STATE: 2-6

Date	Score	Mar.	W/L	Site
12/19/82	74-63	-11	L	N
01/02/93	91-84	-7	L	A
03/27/93	75-73	-2	L	\$N
01/08/94	68-65	+3	W	H
12/18/01	88-79	-9	LOT	H
12/18/02	73-60	-13	L	A
12/10/10	74-46	-28	L	A
11/14/14	87-82	+5	W	H

Home 2-1, Away 0-3, Neutral 0-2

## PITTSBURGH: 2-3

Date	Score	Mar.	W/L	Site
11/25/95	103-56	+47	W	H
11/22/96	64-55	+9	W	A
03/24/06	68-58	-10	L	%A
01/05/14	79-75	-4	L	#H
02/19/15	68-63	-5	LOT	#A

Home 2-1, Away 0-2, Neutral 0-0

## RICHMOND: 14-3

Date	Score	Mar.	W/L	Site
02/16/80	82-39	+43	W	H
12/09/82	78-63	+15	W	A
01/17/84	79-55	+24	W	H
12/20/88	65-63	+2	W	A
12/20/89	76-62	+14	W	H
12/04/91	88-61	+27	W	A
12/21/92	93-66	+27	W	H





# VIRGINIA vs 2015-16 OPPONENTS



## TULANE: 0-2

Date	Score	Mar.	W/L	Site
12/29/01	74-63	-11	L	A
12/20/13	79-72	-7	LOT	N

Away: 0-1, Neutral 0-1

## VIRGINIA TECH: 45-10

Date	Score	Mar.	W/L	Site
02/04/74	39-33	-6	L	H
01/14/76	48-44	-4	L	H
12/09/76	54-52	+2	W	H
02/23/77	67-58	+9	W	A
01/09/78	54-39	+15	W	H
03/03/78	58-38	+20	W	+N
01/17/79	64-58	+6	W	A
01/14/80	48-39	+9	W	N
01/03/81	58-43	+15	W	N
03/07/81	49-41	+8	W	+N
02/06/82	63-56	-7	L	N
01/08/83	70-66	+4	W	H
01/04/84	88-70	+18	W	N
01/16/85	74-62	+12	W	H
12/10/85	87-58	+29	W	N
12/09/86	73-43	+30	W	H
12/08/87	74-57	+17	W	A
11/29/88	75-73	+2	W	H
01/03/90	79-77	+2	W	A
11/28/90	93-44	+49	W	H
12/08/92	93-59	+34	W	A
12/08/93	78-66	+12	W	H
01/13/95	69-62	-7	L	A
12/06/95	80-38	+42	W	H
02/06/97	90-41	+49	W	A
11/25/97	64-49	+15	W	H
11/30/98	81-65	-16	L	A
12/20/99	67-62	+5	W	H
11/30/00	57-56	-1	L	A
11/29/01	60-58	+2	W	H
12/03/02	72-56	-16	L	A
12/23/03	63-62	-1	L	H
01/28/05	70-67	+3	W	#H
02/13/05	61-58	+3	W	#A
01/16/06	78-59	+19	W	#A
02/02/06	65-54	-11	L	#H
01/22/07	60-58	-2	L	#H
02/15/07	79-76	+3	W	#H
01/13/08	70-57	+13	W	#H
02/17/08	62-53	+9	W	#A
01/21/09	75-69	+6	W	#A
02/08/09	69-61	+8	W	#H
03/05/09	66-57	+9	W	*N
01/18/10	70-56	+14	W	#A
02/28/10	55-46	+9	W	#H
01/23/11	72-37	+35	W	#H
02/27/11	73-71	+2	W	#A
01/12/12	52-39	+13	W	#H
02/19/12	66-40	+26	W	#A
01/03/13	52-48	+16	W	#H
02/10/13	50-47	+3	W	#A
01/09/14	67-60	+7	W	#A
02/16/14	80-64	+16	W	#H
01/04/15	62-47	+15	W	#A
02/22/15	73-59	+14	W	#H

Home 23-4, Away 16-5, Neutral 7-1

## WAKE FOREST: 65-5

Date	Score	Mar.	W/L	Site
02/05/76	71-62	+9	W	H
12/03/76	67-51	+16	W	A
01/13/78	60-59	-1	L	#H
01/08/79	87-54	+33	W	#A
01/02/80	78-35	+43	W	#H
11/30/80	92-51	+41	W	#A
02/10/82	82-48	+34	W	#H
01/28/83	79-69	+10	W	#A
12/07/83	78-69	+9	W	#A
02/11/84	82-66	+16	W	#H
11/30/84	77-66	+11	W	#A
01/26/85	73-53	+20	W	#H
01/21/86	75-42	+33	W	#A
02/12/86	66-59	+7	W	#H
01/07/87	105-58	+47	W	#H
02/02/87	70-61	+9	W	#A
02/28/87	70-56	+14	W	*N
01/06/88	70-61	+9	W	#H
02/10/88	81-67	+14	W	#A
01/28/89	80-74	+6	W	#H
02/08/89	94-76	+18	W	#A
03/04/89	68-67	+1	WOT	*N
01/27/90	58-55	+3	W	#H
02/07/90	62-61	+1	W	#A
01/24/91	87-80	+7	W	#A
02/14/91	98-66	+32	W	#H
01/22/92	78-44	+34	W	#A
02/05/92	78-55	+23	W	#H
01/27/93	82-78	+4	W	#A
02/17/93	87-67	+20	W	#H
03/06/93	74-46	+28	W	*N
01/29/94	80-55	+25	W	#H
02/15/94	62-54	+8	W	#A
03/04/94	73-54	+19	W	*N
01/05/95	96-39	+57	W	#H
02/03/95	88-58	+30	W	#A
01/04/96	80-70	+10	W	#A
02/19/96	77-55	+22	W	#H
12/07/96	73-57	+16	W	#H
01/22/97	74-43	+31	W	#A
01/18/98	65-55	+10	W	#H
02/18/98	60-51	+9	W	#A
12/04/98	65-45	+20	W	#H
01/28/99	81-50	+31	W	#A
02/27/99	71-67	+4	W	*N
01/27/00	58-47	+11	W	#A
02/27/00	77-71	+6	W	#H
03/03/00	72-47	+25	W	*N
12/09/00	77-6	+16	W	#A
01/28/01	76-73	+3	W2OT	#H
01/13/02	65-51	+14	W	#H
02/14/02	61-55	+6	WOT	#A
01/05/03	77-66	-11	L	#A
02/06/03	64-44	+20	W	#H
02/01/04	62-61	+1	W	#A
02/26/04	75-61	+14	W	#H
01/06/05	85-83	+2	WOT	#A
02/27/05	57-54	+3	W	#H
02/18/06	81-70	+11	W	#A
01/11/07	77-70	+7	W	#H
01/06/08	69-50	+19	W	#A
01/11/09	77-59	+18	W	#H
01/31/10	64-57	-7	L	#A
02/03/11	73-46	+27	W	#H
03/03/11	74-68	-6	L	*N
02/24/12	61-55	+6	W	#H
01/27/13	69-64	+5	W	#A
02/25/13	73-68	-5	L	#H
01/30/14	64-59	+5	W	#A
01/08/15	72-70	+2	W	#H

Home 30-3, Away 29-2, Neutral 6-1

## WISCONSIN GREEN BAY: 0-1

Date	Score	Mar.	W/L	Site
03/21/10	69-67	-2	L	SN







1992 ACC CHAMPIONS

Since 1990, the Cavaliers have been the No. 1 seed in the ACC tournament seven times and the No. 2 seed three times. In 2003 and 2010, Virginia captured the No. 3 seed. In 2002 and 2008, UVA was the No. 4 seed after tying for third in the regular-season standings. In 1998, 2001, and 2005, the Cavaliers were the No. 5 seed.

Virginia has won 11 regular-season titles and three tournament championships. The Cavaliers claimed their first ACC tournament championship in 1990 after finishing in second place in the regular season. That year, the Cavaliers defeated NC State, 67-64, in overtime to bring the title to Charlottesville. Virginia won back-to-back regular season and tournament championships in 1992 and 1993. The Cavaliers defeated Georgia Tech, 70-69, in the finals in 1992 and outlasted Maryland, 106-103, in triple overtime in 1993. From 1991-1996, Virginia entered the tournament as the No. 1 seed.

### RECORD BY ROUND

First Round	6-3
Second Round (begun in 2014)	0-2
Quarterfinal	20-12
Semifinal	6-15
Final	3-3
Total: 69 games	35-34 (.507)

### APPEARANCES

ACC Championship Game 3-3  
1987, 1988, 1990, 1992, 1993, 1994

ACC Semifinal Game 6-15  
1981, 1984, 1985, 1986, 1987, 1988, 1989, 1990, 1991, 1992, 1993, 1994, 1995, 1996, 1997, 1999, 2000, 2002, 2003, 2005, 2008

ACC Quarterfinal Game 20-12  
1978, 1979, 1980, 1981, 1982, 1983, 1984, 1985, 1986, 1987, 1988, 1989, 1990, 1991, 1992, 1993, 1994, 1995, 1996, 1997, 1998, 1999, 2002, 2003, 2004, 2005, 2006, 2007, 2008, 2009, 2010, 2012

Second Round 0-2  
2014, 2015

First Round 6-3  
2000, 2001, 2006, 2007, 2009, 2011, 2012, 2013, 2014

### 11 ACC REGULAR-SEASON TITLES

1984, 1986, 1987, 1988, 1991, 1992, 1993, 1994, 1995, 1996, 2000

### 3 ACC TOURNAMENT CHAMPIONSHIPS

1990, 1992, 1993



# VIRGINIA IN THE ACC TOURNAMENT



Year	Seed	Round	Seed/Opponent	Result
1978			<b>University Hall, Charlottesville, Va.</b>	
	6	Quarterfinal	3 Clemson	L, 73-59
1979			<b>Reynolds Coliseum, Raleigh, N.C.</b>	
	5	Quarterfinal	4 North Carolina	L, 86-51
1980			<b>Cole Field House, College Park, Md.</b>	
	6	Quarterfinal	3 Clemson	L, 78-76
1981			<b>Littlejohn Coliseum, Clemson, S.C.</b>	
	2	Quarterfinal	7 Georgia Tech	W, 61-49
		Semifinal	3 Maryland	L, 50-47
1982			<b>Reynolds Coliseum, Raleigh, N.C.</b>	
	6	Quarterfinal	3 Maryland	L, 72-63
1983			<b>Cumberland Memorial Auditorium, Fayetteville, N.C.</b>	
	6	Quarterfinal	3 Maryland	L, 70-63
1984			<b>Cumberland Memorial Auditorium, Fayetteville, N.C.</b>	
	1	Quarterfinal	8 Georgia Tech	W, 75-58
		Semifinal	5 North Carolina	L, 96-68
1985			<b>Cumberland Memorial Auditorium, Fayetteville, N.C.</b>	
	3	Quarterfinal	6 Maryland	W, 64-53
		Semifinal	2 North Carolina	L, 76-55
1986			<b>Cumberland Memorial Auditorium, Fayetteville, N.C.</b>	
	1	Quarterfinal	8 Georgia Tech	W, 90-64
		Semifinal	5 Maryland	L, 92-68
1987			<b>Cumberland Memorial Auditorium, Fayetteville, N.C.</b>	
	1	Quarterfinal	8 Wake Forest	W, 70-56
		Semifinal	5 Maryland	W, 76-59
		Final	2 NC State	L, 57-56
1988			<b>Cumberland Memorial Auditorium, Fayetteville, N.C.</b>	
	1	Quarterfinal	8 NC State	W, 82-64
		Semifinal	5 Clemson	W, 66-57
		Final	2 Maryland	L, 76-70
1989			<b>Cumberland Memorial Auditorium, Fayetteville, N.C.</b>	
	4	Quarterfinal	5 Wake Forest	W, 68-67 (ot)
		Semifinal	1 Maryland	L, 89-66
1990			<b>Cumberland Memorial Auditorium, Fayetteville, N.C.</b>	
	2	Quarterfinal	7 Georgia Tech	W, 73-65 (s)
		Semifinal	3 Clemson	W, 84-66
		Final	1 NC State	W, 67-64 (ot)
1991			<b>Cumberland Memorial Auditorium, Fayetteville, N.C.</b>	
	1	Quarterfinal	8 North Carolina	W, 90-69
		Semifinal	4 Clemson	L, 65-62
1992			<b>Winthrop Coliseum, Rock Hill, S.C.</b>	
	1	Quarterfinal	8 Duke	W, 81-55
		Semifinal	4 North Carolina	W, 74-55
		Final	7 Georgia Tech	W, 70-69
1993			<b>Winthrop Coliseum, Rock Hill, S.C.</b>	
	1	Quarterfinal	8 Wake Forest	W, 74-46
		Semifinal	5 Clemson	W, 79-71 (ot)
		Final	2 Maryland	W, 106-103 (3ot)
1994			<b>Winthrop Coliseum, Rock Hill, S.C.</b>	
	1	Quarterfinal	8 Wake Forest	W, 73-54
		Semifinal	5 Maryland	W, 63-45
		Final	2 North Carolina	L, 77-60
1995			<b>Winthrop Coliseum, Rock Hill, S.C.</b>	
	1	Quarterfinal	9 Maryland	W, 68-46
		Semifinal	4 Duke	L, 83-82(ot)

Year	Seed	Round	Seed/Opponent	Result
1996			<b>Winthrop Coliseum, Rock Hill, S.C.</b>	
	1	Quarterfinal	9 Florida State	W, 83-50
		Semifinal	4 Clemson	L, 75-67
1997			<b>Independence Arena, Charlotte, N.C.</b>	
	2	Quarterfinal	7 Georgia Tech	W, 77-63
		Semifinal	6 Clemson	L, 77-75
1998			<b>Independence Arena, Charlotte, N.C.</b>	
	5	Quarterfinal	4 North Carolina	L, 76-56
1999			<b>Independence Arena, Charlotte, N.C.</b>	
	2	Quarterfinal	8 Wake Forest	W, 71-67
		Semifinal	3 North Carolina	L, 83-70
2000			<b>Greensboro Coliseum, Greensboro, N.C.</b>	
	1	First Round	9 Wake Forest	W, 72-47
		Semifinal	5 North Carolina	L, 67-63
2001			<b>Greensboro Coliseum, Greensboro, N.C.</b>	
	5	Quarterfinal	4 Florida State	L, 83-77
2002			<b>Greensboro Coliseum, Greensboro, N.C.</b>	
	4	Quarterfinal	5 Georgia Tech	W, 60-58
		Semifinal	1 Duke	L, 71-67
2003			<b>Greensboro Coliseum, Greensboro, N.C.</b>	
	3	Quarterfinal	6 NC State	W, 66-56
		Semifinal	2 North Carolina	L, 88-78
2004			<b>Greensboro Coliseum, Greensboro, N.C.</b>	
	7	Quarterfinal	2 North Carolina	L, 64-45
2005			<b>Greensboro Coliseum, Greensboro, N.C.</b>	
	5	Quarterfinal	4 Florida State	W, 71-67
		Semifinal	1 North Carolina	L, 78-72
2006			<b>Greensboro Coliseum, Greensboro, N.C.</b>	
	9	First Round	8 Boston College	W, 83-72
		Quarterfinal	1 North Carolina	L, 82-56
2007			<b>Greensboro Coliseum, Greensboro, N.C.</b>	
	7	First Round	9 Clemson	W, 89-82
		Quarterfinal	1 Duke	L, 79-58
2008			<b>Greensboro Coliseum, Greensboro, N.C.</b>	
	4	Quarterfinal	5 Georgia Tech	W, 52-43
		Semifinal	1 North Carolina	L, 80-65
2009			<b>Greensboro Coliseum, Greensboro, N.C.</b>	
	6	First Round	11 Virginia Tech	W, 66-57
		Quarterfinal	3 Duke	L, 76-53
2010			<b>Greensboro Coliseum, Greensboro, N.C.</b>	
	3	Quarterfinal	6 NC State	L, 66-59
2011			<b>Greensboro Coliseum, Greensboro, N.C.</b>	
	8	First Round	9 Wake Forest	L, 74-68
2012			<b>Greensboro Coliseum, Greensboro, N.C.</b>	
	6	First Round	11 Boston College	W, 72-41
		Quarterfinal	3 Maryland	L, 70-58
2013			<b>Greensboro Coliseum, Greensboro, N.C.</b>	
	6	First Round	11 Boston College	L, 66-57
2014			<b>Greensboro Coliseum, Greensboro, N.C.</b>	
	10	First Round	15 Boston College	W, 74-59
		Second Round	7 Georgia Tech	L, 77-76
2015			<b>Greensboro Coliseum, Greensboro, N.C.</b>	
	9	Second Round	8 Miami	L, 62-52





## MARY GARBER AWARD

### ACC FEMALE ATHLETE OF THE YEAR

1991 Dawn Staley  
1992 Dawn Staley

### PLAYER OF THE YEAR

1988 Donna Holt  
1991 Dawn Staley  
1992 Dawn Staley  
1993 Heather Burge  
1995 Wendy Palmer  
1996 Wendy Palmer  
2010 Monica Wright

### ROOKIE OF THE YEAR

1989 Dawn Staley  
1994 Tora Suber  
2000 Schuye LaRue  
2002 Brandi Teamer  
2007 Monica Wright

### DEFENSIVE PLAYER OF THE YEAR

(begun in 2005)  
2010 Monica Wright

### SIXTH PLAYER OF THE YEAR

(begun in 2008)  
2011 Ariana Moorer  
2014 Faith Randolph

### COACH OF THE YEAR

1984 Debbie Ryan  
1986 Debbie Ryan  
1987 Debbie Ryan  
1991 Debbie Ryan  
1993 Debbie Ryan  
1995 Debbie Ryan  
2000 Debbie Ryan

### ALL-CONFERENCE

1978 Valerie Ackerman  
1979 Valerie Ackerman (2nd)  
1980 Melissa Mahony (2nd)  
Chrissy Reese (2nd)  
Jackie LeBerge (2nd)  
1984 Cathy Grimes  
Lyn Anastasio  
Nancy Mayer  
1985 Nancy Mayer  
Cathy Grimes (2nd)  
Kim Silloway (2nd)  
1986 Daphne Hawkins  
Donna Holt  
Nancy Mayer (2nd)  
1987 Donna Holt  
Nancy Mayer  
Daphne Hawkins (2nd)  
1988 Donna Holt  
Daphne Hawkins  
1989 Tonya Cardoza  
Dawn Staley (2nd)  
Tammi Reiss (2nd)  
1990 Dawn Staley  
Tammi Reiss (2nd)  
1991 Tonya Cardoza  
Dawn Staley  
Tammi Reiss (2nd)  
1992 Heather Burge

Dawn Staley  
Tammi Reiss (2nd)  
Heather Burge  
1993 Dena Evans (2nd)  
1994 Wendy Palmer  
Tora Suber (2nd)  
1995 Wendy Palmer  
Jenny Boucek (2nd)  
1996 Wendy Palmer  
Tora Suber  
1997 Tora Suber  
DeMya Walker (2nd)  
1998 DeMya Walker  
Mimi Kennedy (2nd)  
DeMya Walker  
1999 Monick Foote (3rd)  
Erin Stovall (3rd)  
2000 Svetlana Volnaya  
Schuye LaRue (2nd)  
Renee Robinson (2nd)  
2001 Schuye LaRue  
2002 Telisha Quarles (2nd)  
Brandi Teamer (2nd)  
2003 Cherrise Graham (2nd)  
Brandi Teamer (2nd)  
2004 LaTonya Blue (3rd)  
Brandi Teamer (HM)  
2005 LaTonya Blue (2nd)  
2006 Sharneé Zoll (3rd)  
2007 Lyndra Littles (2nd)  
2008 Monica Wright (2nd)  
Sharneé Zoll (3rd)  
Lyndra Littles (3rd)  
Aisha Mohammed (HM)  
2009 Monica Wright  
Lyndra Littles  
Aisha Mohammed (HM)  
2010 Monica Wright  
2012 Ariana Moorer (2nd)  
Ataira Franklin (HM)  
2013 Ataira Franklin  
2015 Faith Randolph (2nd)

### COACHES ALL-ACC

2013 Ataira Franklin  
2015 Faith Randolph (2nd)

### ALL-FRESHMAN

1993 Wendy Palmer  
1994 Tora Suber  
1995 Monick Foote  
1996 DeMya Walker  
1997 Renee Robinson  
1998 Erin Stovall  
2000 Schuye LaRue  
2002 Brandi Teamer  
2005 Sharneé Zoll  
2006 Lyndra Littles  
2007 Monica Wright  
2011 Ataira Franklin  
2015 Mikayla Venson

### ALL-DEFENSIVE TEAM

(begun in 2000)  
2000 Renee Robinson  
2004 LaTonya Blue  
2005 LaTonya Blue  
2008 Monica Wright  
2010 Monica Wright  
2012 Lexie Gerson  
2014 Lexie Gerson

### ALL-TOURNAMENT

1987 Donna Holt (MVP)  
Nancy Mayer  
1988 Donna Holt  
Daphne Hawkins  
1990 Tammi Reiss  
Dawn Staley  
1991 Dawn Staley  
1992 Heather Burge  
Tammi Reiss  
Dawn Staley (MVP)  
1993 Jenny Boucek (2nd)  
Heather Burge  
Dena Evans (2nd, MVP)  
1994 Wendy Palmer  
Tora Suber (2nd)  
Amy Lofstedt (2nd)  
1995 Wendy Palmer  
Jeffra Gausepohl (2nd)  
1996 Tora Suber  
Wendy Palmer (2nd)  
1997 Tora Suber (2nd)  
Mimi Kennedy (2nd)  
1999 DeMya Walker (2nd)  
2000 Schuye LaRue (2nd)  
Renee Robinson (2nd)  
2002 Telisha Quarles (2nd)  
2003 Cherrise Graham  
2005 Tiffany Sardin (2nd)  
Brandi Teamer (2nd)  
2008 Monica Wright (1st)  
2010 Monica Wright (2nd)

### ROOKIE OF THE WEEK

Wendy Palmer	1993
Wendy Palmer	1993
Wendy Palmer	1993
Konecka Drakeford	1994
Tora Suber	1994
Tora Suber	1994
Tora Suber	1994
Tora Suber	1994
Monick Foote	1995
DeMya Walker	1996
Lisa Hosac	1997
Schuye LaRue	2000
Schuye LaRue	2000
Schuye LaRue	2000
Schuye LaRue	2000
Schuye LaRue	2000
Brandi Teamer	11/26/01
Brandi Teamer	12/24/01
LaTonya Blue	01/07/02
Brandi Teamer	01/14/02
Brandi Teamer	01/21/02
Brandi Teamer	02/04/02
Brandi Teamer	02/18/02
Deidra Chatman	01/20/03
Siedah Williams	12/22/03
Monica Wright	11/20/06
Monica Wright	12/04/06
Monica Wright	12/11/06
Monica Wright	01/01/07
Monica Wright	01/15/07
Monica Wright	02/05/07
Monica Wright	02/12/07
Monica Wright	02/26/07
Ariana Moorer	12/08/08
Simone Egwu	11/23/09
Ataira Franklin	02/14/11
Mikayla Venson	02/02/15

### PLAYER OF THE WEEK

Kim Silloway	1984
Nancy Mayer	1985
Daphne Hawkins	1986
Donna Holt	1986
Pam Leake	1986
Pam Leake	1986
Nancy Mayer	1986
Donna Holt	1988
Tammi Reiss	1990
Dawn Staley	1990
Tammi Reiss	1991
Dawn Staley	1991
Dawn Staley	1991
Dawn Staley	1991
Tammi Reiss	1992
Tonya Sampson	1992
Tonya Sampson	1992
Heather Burge	1993
Heather Burge	1993
Heather Burge	1993
Dena Evans	1993
Dena Evans	1993
Jeffra Gausepohl,	1994
Wendy Palmer	1994
Tora Suber	1994
Jeffra Gausepohl	1995
Wendy Palmer	1995
Wendy Palmer	1995
Wendy Palmer	1995
Wendy Palmer	1996
Wendy Palmer	1996
Tora Suber	1996
Tora Suber	1997
DeMya Walker	1997
DeMya Walker	1997
Mimi McKinney	1998
DeMya Walker	1999
DeMya Walker	1999
Erin Sotvall	1999
Svetlana Volnaya	2000
Svetlana Volnaya	2000
Telisha Quarles	2000
Telisha Quarles	2001
Schuye LaRue	2001
Svetlana Volnaya	2001
Telisha Quarles	2-18-02
Brandi Teamer	2-10-03
LaTonya Blue	3-3-03
Brandi Teamer	12-30-03
LaTonya Blue	1-31-05
LaTonya Blue	2-21-05
Lyndra Littles	11-13-06
Brenna McGuire	12-18-06
Sharneé Zoll	1-1-07
Lyndra Littles	2-19-07
Monica Wright	12-3-07
Monica Wright	3-3-08
Monica Wright	11-24-08
Lyndra Littles	1-5-09
Lyndra Littles	2-2-09
Monica Wright	12-14-09
Monica Wright	1-4-10
Monica Wright	1-25-10
Monica Wright	2-15-10
Chelsea Shine	11-21-11
Sarah Imovbioh	11/17/14
Faith Randolph	3-2-15



# ACC LEGENDS

## ALL-ACC ACADEMIC

(begun in 1998; 3.0 or higher GPA in career for a starter or key reserve)

- 1999 Monick Foote
- 2000 Lisa Hosac  
Katie Tracy
- 2001 Elena Kravchenko
- 2002 Anna Crosswhite
- 2003 Anna Crosswhite
- 2004 Anna Crosswhite
- 2005 Kate Kreager
- 2007 Jayna Hartig
- 2011 Whitney Edwards  
Simone Egwu  
Jayna Hartig
- 2012 Simone Egwu
- 2014 Lexie Gerson
- 2015 Faith Randolph  
Breyana Mason

## SILVER ANNIVERSARY

- 1987 Donna Holt
- 1992 Dawn Staley
- 1993 Dena Evans



**WENDY  
PALMER  
(2005)**



**CATHY  
GRIMES  
(2006)**



**DENA  
EVANS  
(2007)**



**HEATHER  
BURGE QUELLA  
(2008)**



**VAL  
ACKERMAN  
(2009)**



**JENNY  
BOUCEK  
(2010)**



**NANCY  
MAYER BATES  
(2011)**




**SIEDAH  
WILLIAMS  
(2012)**



**DAPHNE  
HAWKINS  
(2013)**



**DEMYA  
WALKER  
(2014)**



**AUDRA  
SMITH  
(2015)**





## POSTSEASON APPEARANCES

29 overall (24 NCAA, 1 AIAW, 5 WNIT)  
 24 NCAA appearances (1984-2003, 2005, 2008-10)

## NCAA TOURNAMENT

### Virginia's Record by Round:

First Round.....	9-7
Second Round.....	12-5
Regional Semifinal.....	7-5
Regional Final.....	3-4
Final Four/Semifinal.....	1-2
Final Four/Final.....	0-1
<b>Total: 57 games</b>	<b>(.579) 33-24</b>

**National Championship** 0-1  
**1991**

**National Semifinal** 1-2  
 1990, 1991, 1992

**Final Eight** 3-4  
 1988, 1990, 1991, 1992, 1993, 1995, 1996

**Final Sixteen** 7-5  
 1987, 1988, 1989, 1990, 1991, 1992, 1993, 1994, 1995, 1996, 1997, 2000

**Second Round** 12-5  
 1987, 1988, 1989, 1990, 1991, 1992, 1993, 1994, 1995, 1996, 1997, 1998, 2000, 2003, 2005, 2008, 2009

**First Round** 9-7  
 1984, 1985, 1986, 1994, 1995, 1996, 1997, 1998, 1999, 2000, 2001, 2002, 2003, 2005, 2008, 2009, 2010

## VIRGINIA'S RECORD BY REGION

East .....	(12 times) .....	20-13
Mideast .....	(6 times) .....	6-6
Midwest .....	(twice) .....	4-2
West .....	(3 times) .....	3-3

## VIRGINIA'S SEED

#1 .....	(3 times) .....	1986, 1991, 1992
#2 .....	(3 times) .....	1988, 1990, 1993
#3 .....	(4 times) .....	1987, 1994, 1995, 1996
#4 .....	(4 times) .....	1989, 1997, 2000, 2008
#5 .....	(3 times) .....	1984, 2009, 2010
#6 .....	(3 times) .....	1985, 1998, 2005
#7 .....	(never)	
#8 .....	(twice) .....	2002, 2003
#9 .....	(twice) .....	1999, 2001
#10-#16 .....	(never)	

## SEEDING

Year	Seed	Region
1984.....	#5 .....	East
1985.....	#6 .....	Mideast
1986.....	#1 .....	East
1987.....	#3 .....	Mideast
1988.....	#2 .....	East
1989.....	#4 .....	East
1990.....	#2 .....	East
1991.....	#1 .....	Midwest
1992.....	#1 .....	East
1993.....	#2 .....	East
1994.....	#3 .....	Mideast
1995.....	#3 .....	East
1996.....	#3 .....	East
1997.....	#4 .....	West
1998.....	#6 .....	West
1999.....	#9 .....	West
2000.....	#4 .....	Mideast
2001.....	#9 .....	Midwest
2002.....	#8 .....	Mideast
2003.....	#8 .....	Mideast
2005.....	#6 .....	Minneapolis, Minn.
2008.....	#4 .....	Greensboro, N.C.
2009.....	#5 .....	Trenton, N.J.
2010.....	#5 .....	Dayton, Ohio

## VIRGINIA AT UNIVERSITY HALL

Number of Times Hosted:

**First Round (6)**  
 1986, 1994, 1995, 1996, 1997, 2000  
 \*received a first round bye in 1987, 1988, 1989, 1990, 1991, 1992, 1993

**Second Round (12)**  
 1987, 1988, 1989, 1990, 1991, 1992, 1993, 1994, 1995, 1996, 1997, 2000

**Regionals (2)**  
 1992, 1996

## VIRGINIA AT JPJA

John Paul Jones Arena was a host site for the first and second rounds of the 2011 NCAA Tournament. The Cavaliers did not receive a berth to that tournament.

## VIRGINIA'S WNIT RECORD

**1980:**  
**First Round**  
 W.....67-62 vs. Wayland Baptist.. Amarillo, Texas

**Second Round**  
 L.....61-68 vs. North Carolina.... Amarillo, Texas

**Semifinal**  
 L.....53-67 vs. Drake..... Amarillo, Texas

**2006:**  
**First Round**  
 W....48-42 vs. St. Joseph's.....Charlottesville, Va.

**Second Round**  
 W.....83-72 vs. Miami.....Charlottesville, Va.

**Quarterfinal**  
 L.....68-58 at Pittsburgh..... Pittsburgh, Pa.

**2007:**  
**First Round Bye**

**Second Round**  
 W.....74-72 vs. Charlotte.....Charlottesville, Va.

**Third Round**  
 W.....73-71 vs. South Florida..Charlottesville, Va.

**Quarterfinal**  
 L.....78-84 at Wisconsin..... Madison, Wis.

**2011:**  
**First Round**  
 W.....69-56 vs. Morgan State...Charlottesville, Va.

**Second Round**  
 W.....71-49 at Loyola (Md.)..... Baltimore, Md.

**Third Round**  
 W.....53-48 vs. Boston CollegeCharlottesville, Va.

**Quarterfinal**  
 L.....79-74 vs. Charlotte.....Charlottesville, Va.

**2012:**  
**First Round**  
 W.....59-56 (OT) vs. Howard..Charlottesville, Va.

**Second Round**  
 W.....68-55 vs. Richmond.....Charlottesville, Va.

**Third Round**  
 W.....74-58 vs. Appalachian State.Charlottesville, Va.

**Quarterfinal**  
 L.....68-59 at James Madison Harrisonburg, Va.

**2015:**  
**First Round**  
 L.....69-62 at Old Dominion.....Norfolk, Va.

**Total: 14 games..... 11-7 record**



# NCAA TOURNAMENT



## 24 APPEARANCES & THREE FINAL FOUR APPEARANCES 33-24 (.579) IN NCAA TOURNAMENT GAMES

Year Seed/Region	Qualified	Round	Seed/Opponent	Result	Location
1984 #5 East	At-Large	1st	#4 North Carolina State	L, 86-73	Raleigh, N.C.
1985 #6 Mideast	At-Large	1st	#3 Tennessee	L, 65-55	Knoxville, Tenn.
1986 #1 East	At-Large	1st	#8 James Madison	L, 71-62	Charlottesville, Va.
1987 #3 Mideast	At-Large	2nd	#6 Memphis State	W, 76-75	Charlottesville, Va.
Reg. Semifinal			#2 <b>Tennessee</b>	L, 66-58	Knoxville, Tenn.
1988 #2 East	At-Large	2nd	#7 St. John's	W, 85-64	Charlottesville, Va.
Reg. Semifinal			#3 Rutgers	W, 89-75	Norfolk, Va.
Reg. Final			#1 <b>Tennessee</b>	L, 84-76	Norfolk, Va.
1989 #4 East	At-Large	2nd	#12 West Virginia	W, 81-68	Charlottesville, Va.
Reg. Semifinal			#1 Tennessee	L, 80-47	Bowling Green, Ky.
1990 #2 East	ACC Champ	2nd	#7 Penn State	W, 85-64	Charlottesville, Va.
Reg. Semifinal			#3 Providence	W, 77-71	Norfolk, Va.
Reg. Final			#1 Tennessee	W, 79-75 OT	Norfolk, Va.
Final Four			#1 <b>(West) Stanford</b>	L, 75-66	Knoxville, Tenn.
1991 #1 Midwest	At-Large	2nd	#8 Stephen F. Austin	W, 74-72	Charlottesville, Va.
Reg. Semifinal			#5 Oklahoma State	W, 76-61	Austin, Texas
Reg. Final			#10 Lamar	W, 85-70	Austin, Texas
Final Four			#3 (East) Connecticut	W, 61-55	New Orleans, La.
Nat'l Champ.			#1 <b>(Mideast) Tennessee</b>	L, 70-67 OT	New Orleans, La.
1992 #1 East	ACC Champ	2nd	#8 George Washington	W, 97-58	Charlottesville, Va.
Reg. Semifinal			#4 West Virginia	W, 103-83	Charlottesville, Va.
Reg. Final			#3 Vanderbilt	W, 70-58	Charlottesville, Va.
Final Four			#1 <b>(West) Stanford</b>	L, 66-65	Los Angeles, Calif.
1993 #2 East	ACC Champ	2nd	#7 Florida	W, 69-55	Charlottesville, Va.
Reg. Semifinal			#6 Georgetown	W, 77-57	Richmond, Va.
Reg. Final			#1 Ohio State	L, 75-73	Richmond, Va.
1994 #3 Mideast	At-Large	1st	#14 Loyola, Md.	W, 72-47	Charlottesville, Va.
2nd			#6 S.W. Missouri State	W, 67-63	Charlottesville, Va.
Reg. Semifinal			#2 Southern California	L, 85-66	Fayetteville, Ark.
1995 #3 East	At-Large	1st	#14 Dartmouth	W, 71-68	Charlottesville, Va.
2nd			#6 Florida	W, 72-67	Charlottesville, Va.
Reg. Semifinal			#2 Louisiana Tech	W, 63-62	Storrs, Conn.
Reg. Final			#1 <b>Connecticut</b>	L, 67-63	Storrs, Conn.
1996 #3 East	At-Large	1st	#14 Manhattan	W, 100-55	Charlottesville, Va.
2nd			#6 George Washington	W, 62-43	Charlottesville, Va.
Reg. Semifinal			#2 Old Dominion	W, 72-60	Charlottesville, Va.
Reg. Final			#1 <b>Tennessee</b>	L, 52-46	Charlottesville, Va.
1997 #4 West	At-Large	1st	#13 Troy State	W, 96-74	Charlottesville, Va.
2nd			#5 Utah	W, 65-46	Charlottesville, Va.
Reg. Semifinal			#1 Stanford	L, 91-69	Missoula, Mont.
1998 #6 West	At-Large	1st	#11 Southern Methodist	W, 77-68	Tucson, Ariz.
2nd			#3 Arizona	L, 94-77	Tucson, Ariz.
1999 #9 West	At-Large	1st	#8 Penn State	L, 82-69	Ruston, La.
2000 #4 Mideast	At-Large	1st	#13 Pepperdine	W, 74-62	Charlottesville, Va.
2nd			#5 Boston College	W, 74-70	Charlottesville, Va.
Reg. Semifinal			#1 Tennessee	L, 77-56	Memphis, Tenn.
2001 #9 Midwest	At-Large	1st	#8 Michigan	L, 81-71 OT	Notre Dame, Ind.
2002 #8 Mideast	At-Large	1st	#9 Iowa	L, 69-62	Storrs, Conn.
2003 #8 Mideast	At-Large	1st	#9 Illinois	W, 72-56	Knoxville, Tenn.
2nd			#1 Tennessee	L, 81-51	Knoxville, Tenn.
2005 #6 Minneapolis	At-Large	1st	#11 Old Dominion	W, 79-57	Minneapolis, Minn.
2nd			#3 Minnesota	L, 73-58	Minneapolis, Minn.
2008 #4 Greensboro	At-Large	1st	#13 UC Santa Barbara	W, 86-52	Norfolk, Va.
2nd			#5 Old Dominion	L, 88-85 OT	Norfolk, Va.
2009 #5 Trenton	At-Large	1st	#12 Marist	W, 68-61	Los Angeles, Calif.
2nd			#4 California	L, 99-73	Los Angeles, Calif.
2010 #5 Dayton	At-Large	1st	#12 Wisconsin-Green Bay	L, 67-69	Ames, Iowa

**Bolded** teams were national champions that year



Virginia has played 40 different opponents in 57 NCAA tournament games since 1984. The Cavaliers have an overall NCAA tournament record of 33-24.

### ARIZONA (0-1)

1998 94-77.....L.....A

### BOSTON COLLEGE (1-0)

2000 74-70.....W.....H

### CALIFORNIA (0-1)

2009 99-73.....L.....N

### CONNECTICUT (1-1)

1991 61-55.....W.....N

1995 67-63.....L.....A

### DARTMOUTH (1-0)

1995 71-68.....W.....H

### FLORIDA (2-0)

1993 69-55.....W.....H

1995 72-67.....W.....H

### GEORGETOWN (1-0)

1993 77-57.....W.....N

### GEORGE WASHINGTON (2-0)

1992 97-58.....W.....H

1996 62-43.....W.....H

### GREEN BAY (0-1)

2010 69-67.....L.....N

### ILLINOIS (1-0)

2003 72-56.....W.....N

### IOWA (0-1)

2002 69-62.....L.....N

### JAMES MADISON (0-1)

1986 71-62.....L.....H

### LAMAR (1-0)

1991 85-70.....W.....N

### LOUISIANA TECH (1-0)

1995 63-62.....W.....N

### LOYOLA, MD (1-0)

1994 72-47.....W.....H

### MANHATTAN (1-0)

1996 100-55.....W.....H

### MARIST (1-0)

2009 68-61.....W.....N

### MEMPHIS STATE (1-0)

1987 76-75.....W.....H

### MICHIGAN (0-1)

2001 81-71 ot.....L.....N

### MINNESOTA (0-1)

2005 73-58.....L.....A

### NC STATE (0-1)

1984 86-73.....L.....A

### OHIO STATE (0-1)

1993 75-73.....L.....N

### OKLAHOMA ST. (1-0)

1991 76-61.....W.....N

### OLD DOMINION (2-1)

1996 72-60.....W.....H

2005 79-57.....W.....N

2008 88-85 ot.....L.....A

### PENN STATE (1-1)

1990 85-64.....W.....H

1999 82-69.....L.....N

### PEPPERDINE (1-0)

2000 74-62.....W.....H

### PROVIDENCE (1-0)

1990 77-71.....W.....N

### RUTGERS (1-0)

1988 89-75.....W.....N

### ST. JOHN'S (1-0)

1988 85-64.....W.....H

### S.W. MISSOURI (1-0)

1994 67-63.....W.....H

### SO. CALIFORNIA (0-1)

1994 85-66.....L.....N

### SO. METHODIST (1-0)

1998 77-68.....W.....N

### S.F. AUSTIN (1-0)

1991 74-72.....W.....H

### STANFORD (0-3)

1990 75-66.....L.....N

1992 66-65.....L.....N

1997 81-69.....L.....N

### TENNESSEE (1-8)

1985 65-55.....L.....A

1987 66-58.....L.....A

1988 84-76.....L.....N

1989 80-47.....L.....N

1990 79-75 ot.....W.....N

1991 70-67 ot.....L.....N

1996 52-46.....L.....H

2000 77-56.....L.....N

2003 81-51.....L.....A

### TROY STATE (1-0)

1997 96-74.....W.....H

### UC SANTA BARBARA (1-0)

2008 86-52.....W.....N

### UTAH (1-0)

1997 65-46.....W.....H

### VANDERBILT (1-0)

1992 70-58.....W.....H

### WEST VIRGINIA (2-0)

1989 81-68.....W.....H

1992 103-63.....W.....H

## NCAA TOURNAMENT HONORS

### FINAL FOUR

#### MOST OUTSTANDING PLAYER

1991 Dawn Staley

#### ALL-TOURNAMENT TEAM

1991 Tonya Cardoza

Dawn Staley

1992 Dawn Staley

### EAST REGIONAL

#### MOST OUTSTANDING PLAYER

1990 Dawn Staley

1992 Dawn Staley

#### ALL-TOURNAMENT TEAM

1988 Daphne Hawkins

Donna Holt

1990 Tammi Reiss

Dawn Staley

1992 Heather Burge

Dawn Staley

1993 Heather Burge

Dena Evans

1995 Wendy Palmer

Tora Suber

1996 Tora Suber

DeMya Walker

### MIDWEST REGIONAL

#### MOST OUTSTANDING PLAYER

1991 Dawn Staley

#### ALL-TOURNAMENT TEAM

1991 Tonya Cardoza

Tammi Reiss

Dawn Staley





# 1990 FINAL FOUR TEAM



Front row (l-r): Fran Scott, Dena Evans, Carmela Franklin, Tammi Reiss, Dawn Staley, Tina Toney. Back row (l-r): Head Coach Debbie Ryan, Assistant Coach Frank DiLeo, Felicia Santelli, Tekshia Ward, Melanee Wagener, Heidi Burge, Heather Burge, Audra Smith, Allison Moore, Assistant Coach Shawn Campbell, Assistant Coach Melissa Wiggins.

## 1990 NCAA FINAL FOUR

MARCH 30 & APRIL 1, 1990 AT KNOXVILLE, TENNESSEE



The Cavaliers' appearance in the 1990 NCAA Final Four was the first in the history of the Virginia women's basketball program and the second for an Atlantic Coast Conference team ... Virginia advanced to the NCAA Final Four with a 79-75 overtime victory over fourth-ranked Tennessee at the ODU Fieldhouse in Norfolk, Va. ... The Cavaliers' East regional championship denied Tennessee a chance to play in the Final Four on its home court ... Virginia lost to eventual national champion Stanford, 75-66, in the semifinals at the Thompson-Boling Arena ... Dawn Staley was named MVP of the NCAA East Regional and was selected to the East Regional All-Tournament team ... Tammi Reiss was named to the NCAA East Regional All-Tournament team ... the 29 wins marked a new school record.

No.	Player	Cl.	Pos.	Ht.	Hometown	PPG	RPG	FG-Pct.	FT-Pct.
30	Heidi Burge	1	C	6-4	Palo Verdes Est., Calif.	8.2	6.4	.420	.667
34	Heather Burge	1	C	6-4	Palo Verdes Est., Calif.	12.2	6.7	.474	.535
10	Dena Evans	1	G	5-5	Deer Park, Texas	9.3	2.2	.434	.867
3	Carmela Franklin	4	G	5-6	Jacksonville, Fla.	1.5	1.7	.500	.773
44	Allison Moore	1	F	6-1	College Park, Ga.	1.0	0.6	.231	.100
32	Tammi Reiss	2	G	5-6	Eldred, N.Y.	15.3	2.8	.474	.790
52	Felicia Santelli	2	F	6-0	Scarsdale, N.Y.	0.8	0.8	.667	.333
5	Fran Scott	4	G-F	5-8	Oak Hill, Ill.	2.9	1.8	.398	.727
54	Audra Smith	2	F-C	6-2	Milledgeville, Ga.	2.7	3.8	.441	.625
24	Dawn Staley	2	G	5-6	Philadelphia, Pa.	17.9	6.7	.452	.781
15	Tina Toney	2	G	5-8	Jacksonville, Fla.	1.4	0.9	.250	.800
21	Melanee Wagener	2	F-C	6-3	Sykesville, Md.	2.6	2.0	.444	.462
20	Tekshia Ward	3	F	6-1	College Park, Ga.	6.6	5.9	.588	.492

Head Coach: Debbie Ryan

Assistant Coaches: Frank DiLeo, Shawn Campbell, Melissa Wiggins

## RESULTS (29-6, 11-3 ACC)

Nov. 24	vs. Southern Illinois	W	81-60
Nov. 25	vs. #22 Vanderbilt	W	76-74
Nov. 26	at Hawaii	L	78-88
Dec. 1	HOLY CROSS	W	72-71
Dec. 2	#9 UNLV	W	74-73
Dec. 6	#18 OLD DOMINION	W	86-70
Dec. 9	at James Madison	W	67-55
Dec. 19	AUGUSTA	W	76-38
Dec. 20	RICHMOND	W	76-62
Dec. 28	vs. #17 Auburn	W	61-59
Dec. 29	at Rutgers	W	(ot) 72-71
Jan. 3	at Virginia Tech	W	79-77
Jan. 6	at Penn State	L	77-90
Jan. 10	#14 MARYLAND	W	82-79
Jan. 11	MORGAN STATE	W	96-52
Jan. 14	at #12 N.C. State	W	70-66
Jan. 16	at Duke	L	74-84
Jan. 20	GEORGIA TECH	W	97-77
Jan. 22	at North Carolina	W	81-63
Jan. 27	WAKE FOREST	W	58-55
Jan. 31	CLEMSON	W	67-64
Feb. 3	at Georgia Tech	W	94-65
Feb. 7	at Wake Forest	W	62-61
Feb. 10	DUKE	W	86-62
Feb. 15	NORTH CAROLINA	W	95-46
Feb. 17	at Clemson	W	71-63
Feb. 21	at Maryland	L	60-63
Feb. 24	#9 N.C. STATE	L	64-77
Mar. 3	Georgia Tech*	W	73-65
Mar. 4	Clemson*	W	84-66
Mar. 5	#9 N.C. State*	W	(ot) 67-64
Mar. 17	PENN STATE \$	W	85-64
Mar. 22	#18 Providence \$	W	77-71
	(Norfolk, Va.)		
Mar. 24	#4 Tennessee \$	W	(ot) 79-75
	(Norfolk, Va.)		
Mar. 30	#2 Stanford \$	L	66-75
	(Knoxville, Tenn.)		

\* ACC Tournament at Fayetteville, N.C.


\$ NCAA Tournament

Home 13-1, Away 8-4, Neutral 8-1





# 1991 FINAL FOUR TEAM



Front row (l-r): Felicia Santelli, Tonya Cardoza, Tammi Reiss, Tina Toney, Dena Evans, Danw Staley, Allison Moore. Back row (l-r): Head Coach Debbie Ryan, Assistant Coach Frank DiLeo, Katasha Artis, Melanee Wagener, Audra Smith, Heather Burge, Heidi Burge, Tekshia Ward, Wendy Toussaint, Assistant Coach Shawn Campbell, Assistant Coach Melissa Wiggins.

## 1991 NCAA FINAL FOUR MARCH 30-31, 1991 AT NEW ORLEANS, LOUISIANA



Virginia advanced to its first national championship appearance with a 61-55 victory over Connecticut in the semifinal game on March 30, 1991. Connecticut was coached by former UVA assistant coach Geno Auriemma. Tennessee defeated defending national champion Stanford, 68-60, in the other semifinal game to advance to the final the Lady Vols rallied to defeat Virginia in overtime, 70-67, in the national championship game Tennessee led 27-26 at halftime, but Dawn Staley led the Cavaliers in the second half the score was tied at 60 at the end of regulation the championship was the first NCAA Final Four overtime title game Staley scored a championship game record 28 points and added 11 rebounds. Staley was named Final Four Most Outstanding Player, marking the first time the award was given to a player from the losing team Tennessee's Dena Head also scored 28

points to share the scoring record. Staley and Cardoza were named to the NCAA Final Four All-Tournament team Virginia registered the first 30-win season in school history.

No.	Player	Cl.	Pos.	Ht.	Hometown	PPG	RPG	FG-Pct.	FT-Pct.
30	Heather Burge	2	C	6-5	Palos Verdes Est., Calif.	12.7	5.6	.517	.542
34	Heidi Burge	2	C	6-5	Palos Verdes Est., Calif.	8.9	5.4	.455	.682
23	Tonya Cardoza	4	F	5-10	Roxbury, Mass.	15.6	6.1	.544	.764
10	Dena Evans	2	G	5-5	Deer Park, Texas	5.0	1.3	.352	.717
44	Allison Moore	2	F	6-1	Virginia Beach, Va.	1.2	0.9	.293	.000
32	Tammi Reiss	3	G	5-6	Eldred, N.Y.	15.4	2.9	.508	.758
52	Felicia Santelli	3	F	6-0	Scarsdale, N.Y.	0.3	0.5	.286	.000
54	Audra Smith	3	F-C	6-2	Milledgeville, Ga.	3.7	3.1	.554	.443
24	Dawn Staley	3	G	5-6	Philadelphia, Pa.	14.6	6.1	.450	.824
15	Tina Toney	4	G	5-8	Jacksonville, Fla.	1.2	1.4	.278	.450
33	Wendy Toussaint	1	F	5-11	Irvington, N.J.	1.9	1.0	.440	.652
21	Melanee Wagener	3	F-C	6-2	Mt. Airy, Md.	5.6	4.4	.517	.632
20	Tekshia Ward	4	F	6-1	College Park, Ga.	5.2	2.9	.538	.569

Head Coach: Debbie Ryan  
Assistant Coaches: Frank DiLeo, Shawn Campbell, Melissa Wiggins

## RESULTS (31-3, 14-0 ACC)

Nov. 24	at St. Peter's	W	91-59
Nov. 28	VIRGINIA TECH	W	93-44
Dec. 1	at #12 Texas	W	80-74
Dec. 4	at Old Dominion	W	90-59
Dec. 7	LAFAYETTE	W	103-41
Dec. 8	Florida State	W	92-77
Dec. 19	ST. FRANCIS	W	102-45
Dec. 20	MORGAN STATE	W	96-37
Dec. 28	vs. Fla. International	W	78-46
Dec. 29	vs. Michigan State	W	91-74
Dec. 30	vs. Kansas	W	97-51
Jan. 3	#4 PENN STATE	L	71-73
Jan. 5	at Duke	W	95-56
Jan. 9	at #12 Clemson	W	81-75
Jan. 12	at #3 N.C. State	(3ot)W	123-120
Jan. 16	MARYLAND	W	76-59
Jan. 19	at Georgia Tech	W	98-72
Jan. 24	at Wake Forest	W	87-70
Jan. 26	ST. JOHN'S	W	90-51
Jan. 29	at North Carolina	W	92-67
Feb. 2	GEORGIA TECH	W	98-94
Feb. 6	NORTH CAROLINA	W	97-60
Feb. 9	DUKE	W	86-61
Feb. 14	WAKE FOREST	W	98-66
Feb. 16	#23 CLEMSON	W	89-62
Feb. 20	at Maryland	W	111-74
Feb. 23	#7 N.C. STATE	W	95-78
Mar. 2	North Carolina *	W	90-69
Mar. 3	Clemson *	L	62-65
Mar. 17	#14 S. F. AUSTIN \$	W	74-72
Mar. 21	#25 Oklahoma State \$	W	76-61
	(Austin, Texas)		
Mar. 23	#24 Lamar \$	W	85-70
	(Austin, Texas)		
Mar. 30#13	Connecticut \$	W	61-55
	(New Orleans, La.)		
Mar. 31#4	Tennessee \$	L	(ot) 67-70
	(New Orleans, La.)		

\* ACC Tournament at Fayetteville, N.C.  
\$ NCAA Tournament  
Home 14-1, Away 10-0, Neutral 7-2





# 1992 FINAL FOUR TEAM



Front row (l-r): Dena Evans, Wendy Toussaint, Allison Moore, Melanne Wagener, Dawn Staley, Tammi Reiss, Felicia Santelli, Audra Smith, Chris Lesoravage. Back row (l-r): Head Coach Debbie Ryan, Assistant Coach Frank DiLeo, Charleata Beale, Heather Burge, Heidi Burge, Amy Lofstedt, Assistant Coach Shawn Campbell, Assistant Coach Melissa Wiggins.

## 1992 NCAA FINAL FOUR APRIL 4-5, 1992 AT LOS ANGELES, CALIFORNIA



The Cavaliers advanced to the NCAA Final Four for the third consecutive season, after defeating Vanderbilt, 70-58, to win the first NCAA East Regional in Charlottesville ... Dawn Staley was named the Most Outstanding Player of the NCAA East Regional Tournament ... Heather Burge and Staley were named to NCAA East Regional All-Tournament team ... Virginia's opponent in the national semifinal game was Stanford ... the Cavaliers led 51-44 with under eight minutes left, but Stanford rallied to take a 66-65 lead ... Stanford missed the front end of a one-and-one, and the Cavaliers grabbed the rebound ... Staley drove but was cut off on the last possession, and Melanee Wagener emerged with control and called timeout ... Virginia's last effort with 0.8 seconds remaining fell short ... Stanford defeated Western Kentucky to win the national championship ... Staley was named to the NCAA Final Four All-Tournament Team ... Virginia finished the season with a school-record 32

wins ... the Cavaliers were ranked number one in the Associated Press poll and second in the USA Today poll at the end of the regular season.

No.	Player	Cl.	Pos.	Ht.	Hometown	PPG	RPG	FG-Pct.	FT-Pct.
42	Charleata Beale	1	F	6-0	Dale City, Va.	2.9	1.7	.312	.788
30	Heather Burge	3	C	6-5	Palos Verdes Est., Calif.	17.2	8.4	.554	.469
34	Heidi Burge	3	C	6-5	Palos Verdes Est., Calif.	10.0	6.0	.486	.687
10	Dena Evans	4	G	5-5	Deer Park, Texas	6.5	2.8	.429	.733
22	Chris Lesoravage	1	G	6-0	Doylestown, Pa.	2.5	1.4	.397	.294
40	Amy Lofstedt	1	F-C	6-1	Ankeny, Iowa	2.4	1.8	.413	.617
44	Allison Moore	3	F-G	6-1	Virginia Beach, Va.	0.6	0.5	.188	.750
32	Tammi Reiss	4	G	5-6	Eldred, N.Y.	16.4	4.2	.469	.815
52	Felicia Santelli	4	F	6-0	Scarsdale, N.Y.	0.8	0.7	.316	.750
54	Audra Smith	4	F-C	6-2	Milledgeville, Ga.	4.3	4.1	.605	.646
24	Dawn Staley	4	G	5-6	Philadelphia, Pa.	14.5	5.6	.484	.808
33	Wendy Toussaint	3	F	5-11	Irvington, N.J.	1.6	1.8	.571	.536
21	Melanie Wagener	4	F-C	6-2	Mt. Airy, Md.	5.1	5.0	.470	.679

Head Coach: Debbie Ryan

Assistant Coaches: Frank DiLeo, Shawn Campbell, Melissa Wiggins

## RESULTS (32-2, 15-1 ACC)

Nov. 22	FAIRFIELD	W	110-64
Nov. 23	WEST VIRGINIA	W	92-63
Nov. 26	CANISIUS	W	92-36
Nov. 30	at Temple	W	81-52
Dec. 4	at Richmond	W	88-61
Dec. 7	#13 TEXAS	W	77-47
Dec. 19	VA. COMMON.	W	101-55
Dec. 28	at UCLA	W	77-55
Dec. 29	vs. Southern Cal	W	71-52
Jan. 3	at Florida State	W	87-60
Jan. 5	at #17 Auburn	W	77-70
Jan. 8	at North Carolina	W	83-68
Jan. 11	#12 N.C. STATE	W	101-70
Jan. 15	#3 MARYLAND	L	65-67
Jan. 18	#17 CLEMSON	W	85-52
Jan. 22	at Wake Forest	W	78-44
Jan. 25	GEORGIA TECH	W	79-74
Jan. 27	FLORIDA STATE	W	81-43
Feb. 1	at Duke	W	81-54
Feb. 5	WAKE FOREST	W	78-55
Feb. 8	at Georgia Tech	W	86-62
Feb. 11	at #1 Maryland	W	75-74
Feb. 15	DUKE	W	93-48
Feb. 17	CONNECTICUT	W	64-43
Feb. 22	at #19 Clemson	W	85-81
Feb. 26	NORTH CAROLINA	W	65-52
Feb. 29	at N.C. State	W	76-74
Mar. 7	Duke *	W	81-55
Mar. 8	North Carolina *	W	74-55
Mar. 9	Georgia Tech *	W	70-69
Mar. 22	#16 GEO. WASH. \$	W	97-58
Mar. 26	#14 WEST VIRGINIA \$	W	103-83
Mar. 28	#13 VANDERBILT \$	W	70-58
Apr. 4	#3 Stanford \$	L	65-66

\* ACC Tournament at Rock Hill, S.C.

\$ NCAA Tournament

Home 16-1, Away 12-0, Neutral 4-1



# FINAL FOUR BOX SCORES



## 1990: NATIONAL SEMIFINAL

#2 SEED VIRGINIA	38	28	-	66
#1 SEED STANFORD	42	33	-	75

March 30, 1990 • Thompson-Boling Arena  
Knoxville, Tenn.

Virginia (29-6)	fg	3fg	ft	rb	pf	pt	a	to	bl	st	min
05 Fran Scott*	1-6	0-3	0-0	4	3	2	1	3	0	2	27
20 Tekshia Ward*	3-5	0-0	0-0	3	5	6	1	0	0	1	17
34 Heidi Burge*	3-10	0-0	1-2	8	4	7	0	3	3	0	30
24 Dawn Staley*	7-13	1-3	3-4	8	3	18	4	4	0	1	36
32 Tammi Reiss*	2-13	0-4	7-7	4	0	11	2	6	1	3	40
30 Heather Burge	5-9	0-0	4-4	7	3	14	0	2	0	2	18
54 Audra Smith	1-1	0-0	1-3	3	1	3	0	0	1	0	16
10 Dena Evans	2-6	1-3	0-0	0	2	5	1	2	0	0	15
03 Carmela Franklin	0-0	0-0	0-0	0	0	0	0	0	0	0	2
Team				3					0		
<b>TOTALS</b>	<b>24-63</b>	<b>2-13</b>	<b>16-20</b>	<b>40</b>	<b>21</b>	<b>66</b>	<b>9</b>	<b>20</b>	<b>5</b>	<b>9</b>	<b>200</b>

Shooting Pct.	FG	Pct.	3FG	Pct.	FT	Pct.
1st Half	15-35	.429	1-5	.200	7-10	.700
2nd Half	9-28	.321	1-8	.125	9-10	.900
<b>Game</b>	<b>24-63</b>	<b>.381</b>	<b>2-13</b>	<b>.154</b>	<b>16-20</b>	<b>.800</b>

Stanford (31-1)	fg	3fg	ft	rb	pf	pt	a	to	bl	st	min
23 Katy Steding*	5-13	2-3	6-6	8	2	18	1	1	0	0	36
44 Julie Zeilstra*	3-6	0-0	2-2	4	1	8	1	1	0	2	24
30 Trisha Stevens*	8-17	0-0	0-0	6	4	16	0	5	1	0	30
10 Jennifer Azzi*	5-9	3-5	2-4	6	3	15	5	1	0	3	38
34 Sonja Henning*	4-10	0-0	4-4	7	3	12	5	7	0	3	40
52 Val Whiting	1-11	0-0	2-4	8	2	4	0	2	2	2	26
14 Stacy Parson	1-1	0-0	0-0	0	1	2	0	0	0	1	6
Team				4					0		
<b>TOTALS</b>	<b>27-67</b>	<b>5-8</b>	<b>16-20</b>	<b>43</b>	<b>16</b>	<b>75</b>	<b>12</b>	<b>17</b>	<b>3</b>	<b>11</b>	<b>200</b>

Shooting Pct.	FG	Pct.	3FG	Pct.	FT	Pct.
1st Half	15-37	.405	4-5	.800	8-8	1.000
2nd Half	12-30	.400	1-3	.333	8-12	.667
<b>Game</b>	<b>27-67</b>	<b>.403</b>	<b>5-8</b>	<b>.625</b>	<b>16-20</b>	<b>.800</b>

Attendance: 20,023  
Officials: Patty Broderick, Sue Kennedy  
Technical: none

## NATIONAL SEMIFINALS:

#1 Stanford 75, #2 Virginia 66  
#2 Auburn 81, #1 Louisiana Tech 69

## NATIONAL CHAMPIONSHIP:

Stanford 88, Auburn 81

## 1991: NATIONAL SEMIFINAL

#3 SEED CONNECTICUT	24	31	-	55
#1 SEED VIRGINIA	34	27	-	61

March 30, 1991 • Lakefront Arena  
New Orleans, La.

Connecticut (29-5)	fg	3fg	ft	rb	pf	pt	a	to	bl	st	min
05 Debbie Baer*	1-1	0-0	3-5	4	2	5	0	2	0	2	26
10 Laura Lishness*	2-8	0-0	2-3	4	0	6	6	4	1	0	34
21 Orly Grossman	2-3	0-1	0-0	0	2	4	3	1	0	0	18
22 Heidi Law	0-1	0-0	1-2	1	2	1	0	1	3	0	10
23 Shannon Saunders	0-0	0-0	0-0	1	1	0	0	0	0	1	5
24 Kerry Bascom*	6-14	0-0	2-2	14	3	14	1	1	0	0	33
31 Wendy Davis*	6-15	3-10	2-2	5	2	17	2	2	0	0	39
33 Meghan Pattysan*	3-10	0-0	2-2	5	3	8	2	2	0	1	35
Team				1					0		
<b>TOTALS</b>	<b>20-52</b>	<b>3-11</b>	<b>12-16</b>	<b>35</b>	<b>15</b>	<b>55</b>	<b>14</b>	<b>13</b>	<b>4</b>	<b>4</b>	<b>200</b>

Shooting Pct.	FG	Pct.	3FG	Pct.	FT	Pct.
1st Half	10-25	.400	2-5	.400	2-5	.400
2nd Half	10-27	.370	1-6	.167	10-11	.909
<b>Game</b>	<b>20-52</b>	<b>.385</b>	<b>3-11</b>	<b>.273</b>	<b>12-16</b>	<b>.750</b>

Virginia (31-2)	fg	3fg	ft	rb	pf	pt	a	to	bl	st	min
10 Dena Evans	0-1	0-0	0-0	1	2	0	2	0	0	0	18
20 Tekshia Ward	0-2	0-0	0-0	2	2	0	0	1	0	0	4
21 Melanee Wagener*	2-4	0-0	0-0	9	2	4	1	2	0	0	25
23 Tonya Cardoza*	6-14	0-1	4-6	6	2	16	1	2	0	3	38
24 Dawn Staley*	3-16	1-4	4-4	8	2	11	5	2	0	3	34
30 Heather Burge*	6-13	0-0	1-1	6	4	13	1	2	4	1	24
32 Tammi Reiss*	6-12	2-6	1-2	9	1	15	2	2	0	0	40
34 Heidi Burge	1-6	0-0	0-0	3	3	2	0	0	0	0	17
Team				2					0		
<b>TOTALS</b>	<b>24-68</b>	<b>3-11</b>	<b>10-13</b>	<b>46</b>	<b>18</b>	<b>61</b>	<b>12</b>	<b>11</b>	<b>4</b>	<b>7</b>	<b>200</b>

Shooting Pct.	FG	Pct.	3FG	Pct.	FT	Pct.
1st Half	15-34	.441	2-5	.400	2-2	1.000
2nd Half	9-34	.265	1-6	.167	8-11	.727
<b>Game</b>	<b>24-68</b>	<b>.353</b>	<b>3-11</b>	<b>.273</b>	<b>10-13</b>	<b>.769</b>

Attendance: 7,865  
Officials: Mike Brooks, June Courteau  
Technical: none

## NATIONAL SEMIFINALS:

#1 Virginia 61, #3 Connecticut 55  
#1 Tennessee 68, #2 Stanford 60

## NATIONAL CHAMPIONSHIP:

Tennessee 70, Virginia 67 (OT)



# FINAL FOUR BOX SCORES



## 1991: NATIONAL CHAMPIONSHIP

#1 SEED VIRGINIA	26	34	7	-	67
#1 SEED TENNESSEE	27	33	10	-	70

March 31, 1991 • Lakefront Arena  
New Orleans, La.

Virginia (31-3)	fg	3fg	ft	rb	pf	pt	a	to	bl	st	min
10 Dena Evans	0-0	0-0	0-0	0	1	0	0	1	0	0	10
20 Tekshia Ward	0-0	0-0	1-2	1	0	1	0	0	0	0	7
21 Melanee Wagener, F	1-1	0-0	0-1	6	3	2	0	0	1	0	27
23 Tonya Cardoza, F	4-11	1-2	2-2	1	5	11	1	1	0	2	43
24 Dawn Staley, G	11-26	3-5	3-4	11	5	28	6	8	0	3	41
30 Heather Burge, C	5-11	0-0	0-3	11	4	10	0	3	1	1	31
32 Tammi Reiss, G	3-12	0-1	1-4	1	2	7	4	3	0	0	40
34 Heidi Burge	4-5	0-0	0-1	6	5	8	0	3	1	2	15
54 Audra Smith	0-0	0-0	0-2	5	2	0	0	1	0	1	11
Team				3					0		
<b>TOTALS</b>	<b>28-66</b>	<b>4-8</b>	<b>7-19</b>	<b>45</b>	<b>27</b>	<b>67</b>	<b>11</b>	<b>20</b>	<b>3</b>	<b>9</b>	<b>225</b>

Shooting Pct.	FG	Pct.	3FG	Pct.	FT	Pct.
1st Half	12-24	.500	1-1	1.000	1-6	.167
2nd Half/ot	16-42	.381	3-7	.429	6-13	.462
<b>Game</b>	<b>28-66</b>	<b>.424</b>	<b>4-8</b>	<b>.500</b>	<b>7-19</b>	<b>.368</b>

Tennessee (30-5)	fg	3fg	ft	rb	pf	pt	a	to	bl	st	min
03 Jody Adams, G	0-7	0-3	2-4	2	3	2	1	2	0	0	37
05 Regina Clark	0-1	0-0	0-0	0	0	0	0	1	0	0	3
11 Dena Head, G	9-17	0-0	10-14	9	3	28	3	8	0	3	41
20 Peggy Evans	3-5	0-0	1-3	2	5	7	0	3	1	0	20
21 Lisa Harrison, F	3-10	0-0	2-3	13	3	8	0	2	1	1	36
32 Daedra Charles, F	7-13	0-0	5-7	12	5	19	0	3	3	2	40
33 Nikki Caldwell	1-1	0-0	0-1	3	2	2	3	2	0	1	19
34 Kelli Casteel, C	1-7	0-0	2-3	5	2	4	1	2	0	0	29
Team				3					0		
<b>TOTALS</b>	<b>24-61</b>	<b>0-3</b>	<b>22-35</b>	<b>49</b>	<b>23</b>	<b>70</b>	<b>8</b>	<b>23</b>	<b>5</b>	<b>7</b>	<b>225</b>

Shooting Pct.	FG	Pct.	3FG	Pct.	FT	Pct.
1st Half	11-33	.333	0-1	.000	5-8	.625
2nd Half/ot	13-28	.464	0-2	.000	17-27	.630
<b>Game</b>	<b>24-61</b>	<b>.393</b>	<b>0-3</b>	<b>.000</b>	<b>22-35</b>	<b>.629</b>

Attendance: 7,865 (2-session total 15,796)  
Officials: Patty Broderick, Lou Pitt  
Technical: none

## NATIONAL SEMIFINALS:

#1 Virginia 61, #3 Connecticut 55  
#1 Tennessee 68, #2 Stanford 60

## NATIONAL CHAMPIONSHIP:

Tennessee 70, Virginia 67 (OT)

## 1992: NATIONAL SEMIFINAL

#1 SEED STANFORD	27	39	-	66
#1 SEED VIRGINIA	29	36	-	65

April 4, 1992 • Pauley Pavilion  
Los Angeles, Calif.

Stanford (29-3)	fg	3fg	ft	rb	pf	pt	a	to	bl	st	min
31 Chris MacMurdo, F	0-5	0-0	0-0	4	1	0	1	2	0	0	19
50 Rachel Hemmer, F	1-5	0-0	2-2	3	5	4	0	4	0	3	19
42 Val Whiting, C	9-20	0-0	10-12	12	4	28	2	2	0	2	38
15 Molly Goodenbour, G6-12	4-7	0-1	4-4	16	6	6	2	0	0	5	39
25 Christy Hedgpeth, G	3-5	0-1	1-2	2	3	7	0	1	0	0	38
12 Tanda Rucker	0-1	0-1	0-0	1	0	0	1	0	0	0	11
42 Kelly Dougherty	3-4	0-0	2-3	1	1	8	0	1	0	0	9
55 Anita Kaplan	0-2	0-0	0-0	0	2	0	0	1	0	0	11
33 Ann Adkins	0-0	0-0	0-0	1	0	0	0	1	0	0	3
03 Kate Paye	1-1	0-0	1-5	4	1	3	3	0	0	0	12
22 Angela Taylor	0-0	0-0	0-0	0	0	0	0	0	0	0	1
Team				3					2		
<b>TOTALS</b>	<b>23-55</b>	<b>4-9</b>	<b>16-25</b>	<b>35</b>	<b>21</b>	<b>66</b>	<b>13</b>	<b>16</b>	<b>0</b>	<b>10</b>	<b>200</b>

Shooting Pct.	FG	Pct.	3FG	Pct.	FT	Pct.
1st Half	-	.346	1-4	.250	8-10	.800
2nd Half	-	.483	3-5	.600	8-15	.533
<b>Game</b>	<b>23-55</b>	<b>.418</b>	<b>4-9</b>	<b>.444</b>	<b>16-25</b>	<b>.640</b>

Virginia (32-2)	fg	3fg	ft	rb	pf	pt	a	to	bl	st	min
34 Heidi Burge, F	2-4	0-0	1-2	5	5	5	1	0	0	0	11
30 Heather Burge, C	2-11	0-0	6-6	6	5	10	1	4	1	0	26
10 Dena Evans, G	3-10	0-2	0-0	4	5	6	2	4	0	0	33
24 Dawn Staley, G	7-18	0-4	5-7	9	4	19	4	5	0	2	36
32 Tammi Reiss, G	4-12	0-5	0-0	4	2	8	2	2	0	1	39
21 Melanee Wagener	3-5	0-0	0-0	10	3	6	2	0	0	1	17
54 Audra Smith	2-5	0-0	5-6	7	3	9	1	1	0	2	25
42 Charleata Beale	0-1	0-0	2-2	1	0	2	0	0	0	1	12
40 Amy Lofstedt	0-0	0-0	0-0	1	0	0	0	0	0	0	1
Team				3					0		
<b>TOTALS</b>	<b>23-66</b>	<b>0-11</b>	<b>19-23</b>	<b>50</b>	<b>27</b>	<b>65</b>	<b>13</b>	<b>16</b>	<b>1</b>	<b>7</b>	<b>200</b>

Shooting Pct.	FG	Pct.	3FG	Pct.	FT	Pct.
1st Half	-	.270	-	.000	9-10	.900
2nd Half	-	.448	-	.000	10-13	.769
<b>Game</b>	<b>23-66</b>	<b>.348</b>	<b>0-11</b>	<b>.000</b>	<b>19-23</b>	<b>.826</b>

Attendance: 12,421

Officials: Douglas Cloud, Bob Trammell  
Technical: none

## NATIONAL SEMIFINALS:

#1 Stanford 66, #1 Virginia 65  
#4 Western Kentucky 83, #8 Missouri State 72


## NATIONAL CHAMPIONSHIP:

Stanford 78, Western Kentucky 62






# ACADEMIC ALL-AMERICANS



**25 VAL ACKERMAN**  
 1978-81 • Forward • 5-10  
 Pennington, N.J.  
 Hopewell HS  
 1980, 1981 • Political Social Thought



**23 JENNY BOUCEK**  
 1993-96 • Guard • 5-8  
 Nashville, Tenn.  
 University HS  
 1995, 1996 • Sports Medicine




**30 HEATHER BURGE**  
 1990-93 • Center • 6-5  
 Palos Verdes Estates, Calif.  
 Palos Verdes HS  
 1992, 1993 • Spanish & Drama



**10 DENA EVANS**  
 1990-93 • Guard • 5-5  
 Deer Park, Texas  
 Deer Park HS  
 1993 • Economics



**25 CATHY GRIMES**  
 1982-85 • Forward • 5-10  
 Alexandria, Va.  
 Williams HS  
 1983, 1985 • English & Spanish



**32 TAMMI REISS**  
 1989-92 • Guard • 5-6  
 Glen Spey, N.Y.  
 Eldred Central HS  
 1992 • Sports Management

## ACADEMIC ALL-AMERICAN

- 1980 ..... Valerie Ackerman (2nd)
- 1981 ..... Valerie Ackerman (1st)
- 1983 ..... Cathy Grimes (2nd)
- 1985 ..... Cathy Grimes (1st)
- 1992 ..... Heather Burge (2nd)
- ..... Tammi Reiss (3rd)
- 1993 ..... Dena Evans (1st)
- ..... Heather Burge (2nd)
- 1995 ..... Jenny Boucek (3rd)
- 1996 ..... Jenny Boucek (2nd)

## ACADEMIC ALL-DISTRICT III

- 1992 ..... Heather Burge
- ..... Dena Evans
- ..... Tammi Reiss
- 1993 ..... Heather Burge
- ..... Dena Evans
- 1995 ..... Jenny Boucek
- 1996 ..... Jenny Boucek

## ACADEMIC ALL-AMERICA HALL OF FAME

- 1999 ..... Val Ackerman

## ALL-TIME ACADEMIC ALL-AMERICAN

- 1997 ..... Tammi Reiss

## NCAA POSTGRADUATE SCHOLARSHIP

- 1985 ..... Cathy Grimes

## ACC POSTGRADUATE SCHOLARSHIP

- 1985 ..... Cathy Grimes
- 2001 ..... Katie Tracy
- 2013 ..... Simone Egwu



# VAL ACKERMAN



In June of 1999, Val Ackerman was inducted into the GTE Academic All-America Hall of Fame. Ackerman is a 1981 graduate of the University of Virginia where she was a four-year starter for the women's basketball team and a two-time Academic All-American selection. She graduated with high distinction and received the Jettie Hill Award for the highest grade-point average among UVA women athletes. Ackerman played basketball professionally for one year in France before attending law school at UCLA where she earned her degree in 1985. Following two years of work at the New York City law firm of Simpson Thacher & Bartlett, Ackerman was hired by the National Basketball Association (NBA) as a staff attorney in 1988. From 1990-92, she served as special assistant to NBA Commissioner David Stern before being named vice president of business affairs in 1994.

In August 1996, Ackerman was appointed president of the Women's National Basketball Association (WNBA). A member of the Board of Directors of USA Basketball, she was a driving force behind the creation of the 1995-96 USA Basketball Women's National Team that compiled a 60-0 record during a year-long tour against college and international opponents, and won the gold medal at the 1996 Summer Olympics in Atlanta. In March 2005, Ackerman became president of USA Basketball. She also serves on the board of the Naismith Memorial Basketball Hall of Fame.

Ackerman received the University of Virginia Distinguished Alumna Award in October of 1997. The UVA Women's Center established the annual award to honor a female UVA graduate who has demonstrated excellence, leadership, and extraordinary commitment to her field, and who used her talents as a positive force for change.







# #11 DONNA HOLT

GUARD • 5-5  
Chicago, Ill. • 1985-88

## HONORS

- Kodak All-American, 1987, 1988
- ACC Player of the Year, 1988
- All-ACC, 1986, 1987, 1988
- ACC All-Tournament Team, 1987, 1988
- ACC All-Tournament Team MVP, 1987
- ACC Player of the Week (twice)
- ACC Silver Anniversary Team
- VaSID All-State, 1988
- Second women's basketball player in school history to have her jersey retired

## CAREER RECORDS

- No. 1 in steals (529)
- No. 3 in assists (561)
- No. 5 in free throws made (347)
- No. 9 in scoring (1634 points)

## SEASON RECORDS

- No. 1 in FT percentage (.848), 1987
- No. 1 in steals (164), 1987
- No. 1 in steals as a sophomore (133), 1986
- No. 1 in steals as a junior (164), 1987
- No. 1 in steals as a senior (131), 1988
- No. 1 in 3-point FG percentage (.383), 1988
- No. 2 in steals (133), 1986
- No. 4 in steals (131), 1988
- No. 5 in assists (176), 1987
- No. 8 in assists (155), 1988
- No. 10 in steals (101), 1985

## GAME RECORDS

- Tied for No. 1 in steals (10), 1-28-86

# #32 WENDY PALMER

FORWARD • 6-2  
Timberlake, N.C. • 1993-96

## HONORS

- Kodak All-American, 1995, 1996
- Associated Press All-American, 1995, 1996
- USBWA All-American, 1995, 1996
- ACC Player of the Year, 1995, 1996
- All-ACC, 1994, 1995, 1996
- ACC All-Freshman Team, 1993
- ACC All-Tournament Team, 1994, 1995, 1996
- ACC Player of the Week (six times)
- ACC Rookie of the Week (three times)
- ACC Legend Inductee, 2005
- State Player of the Year, 1995, 1996
- VaSID All-State, 1994, 1995, 1996
- Richmond Times-Dispatch All-State, 1995, 1996
- Richmond Times-Dispatch Player of the Year, 1995

## CAREER RECORDS

- No. 1 in rebounds (1,221)
- No. 3 in field goals (780)
- No. 2 in FG percentage (.552)
- No. 4 in points (1,918)
- No. 6 in scoring average (15.2)
- No. 6 in field goal attempts (1,412)
- No. 9 in free throws (327)
- No. 9 in steals (219)

## SEASON RECORDS

- No. 1 in scoring (540), 1994
- No. 1 in scoring (546), 1995
- No. 1 in FG% as a freshman (.614), 1993
- No. 1 in FG% as a junior (.566), 1995
- No. 1 in rebounds as a junior (327), 1995
- No. 1 in rebounds as a senior (358), 1996
- No. 2 in FG percentage (.614), 1993
- No. 2 in rebounds (358), 1996
- No. 3 in rebounds (327), 1995
- No. 5 in field goals (227), 1995
- No. 5 in rebounds (323), 1994
- No. 9 in points (546), 1995
- No. 9 in scoring average (17.6)
- No. 10 in points (540), 1994

## GAME RECORDS

- No. 1 in field goal percentage (100.0, 9-9 vs. Cleveland St., 1-29-95)
- No. 2 in points (39), 1-25-95

# #32 TAMMI REISS

GUARD • 5-6  
Eldred, N.Y. • 1989-92

## HONORS

- All-Time Academic All-American, 1997
- Academic All-American, 1992
- Academic All-ACC, 1990, 1991, 1992
- Kodak All-American, 1991
- USBWA All-American, 1992
- All-ACC, 1989, 1990, 1991, 1992
- ACC All-Tournament Team, 1990, 1992
- ACC Player of the Week (three times)
- Richmond Times-Dispatch All-State, 1990, 1991

## CAREER RECORDS

- No. 1 in 3-point FG percentage (.416)
- No. 2 in free throws (437)
- No. 4 in points (1,842)
- No. 4 in three-pointers (139)
- No. 6 in scoring average (14.5)
- No. 7 in field goals (633)
- No. 7 in field goal percentage (.481)
- No. 8 in field goals attempted (1315)
- No. 9 in assists (380)

## SEASON RECORDS

- No. 1 in field goal percentage (.474), 1990
- No. 1 in 3-point FG percentage (.397), 1991
- No. 1 in free throws by a senior (145), 1992
- No. 1 in free throw percentage (.790), 1990
- No. 1 in free throw percentage (.815), 1992
- No. 2 in free throws (145), 1992
- No. 6 in free throws (128), 1990
- No. 8 in points (556), 1992

## GAME RECORDS

- No. 1 in free throw percentage (1.000, 12-12 vs. Wake Forest, 1-24-91)





# #24 DAWN STALEY

GUARD • 5-6  
Philadelphia, Pa. • 1989-92

## HONORS

- Honda-Broderick Cup Award, 1991
- Champion USA Player of the Year, 1991, 1992
- WBCA Player of the Year, 1991, 1992
- Naismith Player of the Year, 1991, 1992
- USBWA Player of the Year, 1991, 1992
- Sports Illustrated Player of the Year, 1991
- Honda Basketball Sports Award, 1991
- Outstanding Phila. Amateur Athlete, 1991
- USBWA All-American, 1991, 1992
- Kodak All-American, 1990, 1991, 1992
- ACC Female Athlete of the Year, 1991, 1992
- ACC Player of the Year, 1991, 1992
- All-ACC, 1989, 1990, 1991, 1992
- MVP of the ACC Tournament, 1992
- ACC All-Tournament Team, 90, 91, 92
- VaSID Player of the Year, 1990, 91, 92
- VaSID All-State, 19990, 1991, 1992
- MVP of the NCAA Final Four, 1991
- Final Four All-Tournament Team, 91, 92
- MVP of NCAA Regional, 90, 91, 92
- NCAA Regional All-Tourn. Team, 90, 91, 92

## CAREER RECORDS

- No. 1 in points (2135)
- No. 1 in scoring average (16.3)
- No. 1 in field goal attempts (1637)
- No. 1 in free throws (505)
- No. 1 in assists (729)
- No. 2 in steals (454)
- No. 3 in field goals (753)

## SEASON RECORDS

- No. 1 in scoring (18.5), 1989
- No. 1 in scoring (17.9), 1990
- No. 1 in 3-point percentage (.346), 1990
- No. 1 in free throws (147), 1989
- No. 1 in assists (235), 1991
- No. 1 in assists by a junior (235), 1991
- No. 1 in assists by a senior (209), 1992
- No. 1 in FG by a freshman (431), 1989
- No. 1 in FT by a freshman (147), 1989
- No. 1 in FT by a sophomore (132), 1990

## GAME RECORDS

- No. 1 in points in an NCAA Tournament game (32 vs. Penn State, 3-18-90)
- No. 1 in steals (10 vs. Temple, 11-20-91)
- No. 3 in points (37 at Wake Forest, 2-8-89)

# #22 MONICA WRIGHT

GUARD • 5-11  
Woodbridge, Va. • 2007-10

## HONORS

- First Team Associated Press All-American, 2010
- First Team WBCA State Farm Coaches All-American, 2010
- First Team USBWA All-American, 2010
- WBCA National Defensive Player of the Year, 2010
- ACC Player of the Year, 2010
- ACC Defensive Player of the Year, 2010
- VaSID Player of the Year, 2010
- Richmond Times-Dispatch State Player of the Year, 2010
- All-ACC, 2008-10
- ACC All-Tournament Team, 2008, 2010
- ACC Player of the Week (eight times)
- ACC Rookie of the Year, 2007

## CAREER RECORDS

- No. 1 in scoring (2540)
- No. 1 in scoring average (19.1)
- No. 1 in field goals made (962)
- No. 1 in field goal attempts (2207)
- No. 1 in games with at least 25 points (28)

## SEASON RECORDS

- No. 1 in scoring (734 points, 2010)
- No. 1 in scoring average (23.7, 2010)
- No. 1 in field goals made (271, 2009)
- No. 1 in field goal attempts (646, 2009)
- No. 1 in free throws made (163, 2010)

## GAME RECORDS

- Tied for No. 1 in steals (10), 12-29-09

# RETIRED NUMBERS

#11  
DONNA HOLT

#22  
MONICA WRIGHT

#24  
DAWN STALEY

#25  
CATHY GRIMES

#31  
WENDY PALMER

# RETIRED JERSEYS

MONICA WRIGHT



## NAISMITH PLAYER OF THE YEAR

Presented by the Atlanta Tipoff Club

- 1991 Dawn Staley
- 1992 Dawn Staley

## FRANCIS POMEROY NAISMITH PLAYER OF THE YEAR

Outstanding Player under 5-6

- 1993 Dena Evans

## NAISMITH NATIONAL COACH OF THE YEAR

Presented by the Atlanta Tipoff Club

- 1991 Debbie Ryan

## USBWA PLAYER OF THE YEAR

- 1991 Dawn Staley
- 1992 Dawn Staley

## CHAMPION USA PLAYER OF THE YEAR

- 1991 Dawn Staley
- 1992 Dawn Staley

## WBCA PLAYER OF THE YEAR

- 1991 Dawn Staley
- 1992 Dawn Staley

## WBCA DEFENSIVE PLAYER OF THE YEAR

- 2010 Monica Wright

## SPORTS ILLUSTRATED PLAYER OF THE YEAR

- 1991 Dawn Staley

## HONDA BRODERICK AWARD COLLEGIATE WOMAN ATHLETE OF THE YEAR

- 1991 Dawn Staley

## HONDA SPORTS AWARD BASKETBALL

- 1991 Dawn Staley

## GBALLMAG.COM NATIONAL FRESHMAN OF YEAR

- 2002 Brandi Teamer

## ASSOCIATED PRESS

### ALL-AMERICA

- 1995 Wendy Palmer (2nd)
- 1996 Wendy Palmer (2nd)
- 1997 Tora Suber (HM)
- 1999 DeMya Walker (HM)
- 2008 Monica Wright (HM)
- 2009 Monica Wright (HM)
- 2010 Monica Wright (1st)

### USBWA ALL-AMERICAN

- 1991 Dawn Staley
- 1992 Dawn Staley  
Tammi Reiss (2nd)
- 1995 Wendy Palmer
- 1996 Wendy Palmer
- 2010 Monica Wright

### STATE FARM/WBCA ALL-AMERICA

- 1987 Donna Holt
- 1988 Donna Holt
- 1990 Dawn Staley
- 1991 Dawn Staley
- 1992 Tammi Reiss  
Dawn Staley
- 1995 Wendy Palmer
- 1996 Wendy Palmer
- 2010 Monica Wright

### KODAK DISTRICT ALL-AMERICA

- 1984 Cathy Grimes
- 1986 Donna Holt  
Nancy Mayer
- 1990 Dawn Staley
- 1991 Tonya Cardoza  
Tammi Reiss  
Dawn Staley
- 1992 Tammi Reiss  
Dawn Staley
- 1993 Heather Burge
- 1994 Wendy Palmer
- 1995 Wendy Palmer
- 1996 Wendy Palmer
- 1998 DeMya Walker
- 1999 DeMya Walker
- 2000 Schuye LaRue  
Svetlana Volnaya
- 2001 Schuye LaRue
- 2008 Monica Wright
- 2009 Monica Wright
- 2010 Monica Wright

### CONVERSE DISTRICT III COACH OF THE YEAR

- 1986 Debbie Ryan
- 1987 Debbie Ryan



## **RICHMOND TIMES-DISPATCH ALL-STATE SELECTIONS**

1995 Wendy Palmer  
 1996 Wendy Palmer  
 1997 Tora Suber  
 1998 DeMya Walker  
 1999 DeMya Walker  
 Erin Stovall  
 2000 Renee Robinson  
 Schuye LaRue  
 2001 Schuye LaRue  
 2002 Brandi Teamer  
 Telisha Quarles (HM)  
 2003 Brandi Teamer  
 Cherrise Graham (HM)  
 2005 LaTonya Blue  
 Brandi Teamer (HM)  
 2007 Lyndra Littles  
 Monica Wright  
 2008 Monica Wright  
 2009 Monica Wright (1st Team & P.O.Y)  
 2010 Monica Wright

## **VA SID ALL-STATE**

1979 Valerie Ackerman (2nd)  
 Jackie LaBerge (2nd)  
 1980 Melissa Mahony (2nd)  
 Chrissy Reese (2nd)  
 1981 Melissa Mahony  
 Linda Mitchell (2nd)  
 Valerie Ackerman (2nd)  
 1988 Donna Holt  
 Daphne Hawkins  
 Tonya Cardoza (2nd)  
 1989 Tonya Cardoza  
 Dawn Staley (2nd)  
 Dawn Bryant (HM)  
 1990 Heather Burge (2nd)  
 Tammi Reiss  
 Dawn Staley  
 1991 Heather Burge  
 Tonya Cardoza  
 Tammi Reiss (2nd)  
 Dawn Staley  
 1992 Heather Burge (2nd)  
 Dawn Staley  
 1994 Wendy Palmer  
 1995 Wendy Palmer  
 Jenny Boucek  
 1996 Wendy Palmer  
 Tora Suber  
 1997 Tora Suber  
 1998 DeMya Walker  
 Erin Stovall (2nd)  
 2001 Schuye LaRue  
 2002 Telisha Quarles  
 Brandi Teamer  
 2003 Brandi Teamer (2nd)  
 Cherrise Graham (2nd)  
 2005 LaTonya Blue  
 Brandi Teamer (2nd)

2006 Sharneé Zoll  
 2007 Lyndra Littles  
 Monica Wright (2nd)  
 2008 Monica Wright  
 Lyndra Littles (2nd)  
 Aisha Mohammed (HM)  
 Sharneé Zoll (HM)  
 2009 Monica Wright  
 Lyndra Littles  
 Aisha Mohammed (2nd)  
 2010 Monica Wright  
 2011 Ataira Franklin (HM)  
 Ariana Mooror (HM)  
 2012 Ariana Mooror  
 2013 Ataira Franklin  
 2014 Ataira Franklin  
 2015 Faith Randolph (2nd)  
 Sarah Imovbioh (2nd)

## **STATE PLAYER OF THE YEAR**

1988 Daphne Hawkins  
 1991 Dawn Staley  
 1992 Dawn Staley  
 1995 Wendy Palmer  
 1996 Wendy Palmer  
 2001 Schuye LaRue  
 2002 Brandi Teamer  
 2009 Monica Wright  
 2010 Monica Wright

## **STATE ROOKIE OF THE YEAR**

2002 Brandi Teamer  
 2007 Monica Wright  
 2011 Ataira Franklin

## **STATE COACH OF THE YEAR**

1981 Debbie Ryan  
 1992 Debbie Ryan  
 1995 Debbie Ryan





## WOMEN'S BASKETBALL COACHES' AWARD OF EXCELLENCE

- 1974 Leslie Berens
- 1975 Leslie Berens
- 1976 Terry Israel
- 1977 Kathy Williams
- 1978 Cecilia Bean
- 1979 Val Ackerman
- 1980 Melissa Mahony
- 1981 Val Ackerman
- 1982 Cathy Grimes
- 1983 Cathy Grimes
- 1984 Lyn Anastasio
- 1985 Cathy Grimes
- 1986 Donna Holt
- 1987 Donna Holt
- 1988 Donna Holt
- 1989 Dawn Bryant
- 1990 Dawn Staley
- 1991 Dawn Staley
- 1992 Dawn Staley
- 1993 Heather Burge, Dena Evans
- 1994 Wendy Palmer
- 1995 Wendy Palmer
- 1996 Wendy Palmer
- 1997 Tora Suber
- 1998 DeMya Walker
- 1999 DeMya Walker
- 2000 Lisa Hosac
- 2001 Schuye LaRue
- 2002 Telisha Quarles
- 2003 LaTonya Blue
- 2004 LaTonya Blue
- 2005 Jocelyn Logan-Friend
- 2006 Tiffany Sardin
- 2007 Lyndra Littles
- 2008 Sharneé Zoll, Monica Wright
- 2009 Monica Wright
- 2010 Monica Wright
- 2011 Ataira Franklin
- 2012 Ariana Moorer, Chelsea Shine
- 2013 Ataira Franklin
- 2014 Ataira Franklin
- 2015 Sarah Beth Barnette

## BEST OFFENSIVE PLAYER

- 2001 Schuye LaRue
- 2002 Telisha Quarles
- 2003 Cherrise Graham
- 2004 LaTonya Blue
- 2005 LaTonya Blue
- Brandi Teamer
- 2006 Tiffany Sardin
- 2007 Lyndra Littles
- 2008 Lyndra Littles
- Monica Wright
- 2009 Lyndra Littles
- Monica Wright
- 2010 Monica Wright
- 2011 -
- 2012 Ariana Moorer

## BEST DEFENSIVE PLAYER

- 2001 Svetlana Volnaya
- 2002 Anna Crosswhite
- 2003 LaTonya Blue
- 2004 LaTonya Blue
- 2005 LaTonya Blue
- Jocelyn Logan-Friend
- 2006 Sharneé Zoll
- 2007 Brenna McGuire
- 2008 Monica Wright
- 2009 Monica Wright
- 2010 Monica Wright
- 2011 -
- 2012 Lexie Gerson

## BEST REBOUNDER

- 2012 Chelsea Shine

## ROOKIE OF THE YEAR

- 2001 Anna Prillaman
- 2002 Brandi Teamer
- 2003 -
- 2004 Siedah Williams
- 2005 Sharneé Zoll
- 2006 Lyndra Littles
- 2007 Monica Wright
- 2008 Aisha Mohammed
- 2009 Chelsea Shine
- 2010 Simone Egwu
- Telia McCall

## MOST IMPROVED PLAYER

- 2001 Marcie Dickson
- 2002 Lynette O'Reggio
- Liz Sahin
- 2003 Safiya Grant-Fairley
- 2004 Jocelyn Logan-Friend
- 2005 Takisha Granberry
- Brenna McGuire
- 2006 Denesha Kenion
- 2007 Abby Robertson
- Britnee Millner
- 2008 Paulisha Kellum
- 2009 Kelly Hartig
- Kristen London
- 2010 Simone Egwu
- Telia McCall
- 2011 -
- 2012 Telia McCall

## LEADERSHIP AWARD

- 2001 Dean'na Mitchelson
- Katie Tracy
- 2002 Kathy Allen
- Anna Crosswhite
- 2005 Kate Kreager
- Jocelyn Logan-Friend
- 2006 Tiffany Sardin
- Sharneé Zoll
- 2007 Tara McKnight
- Sharneé Zoll
- 2008 Sharneé Zoll
- Tara McKnight
- Monica Wright
- 2009 Monica Wright
- 2010 Monica Wright

## UNSUNG HERO

- 2001 Anna Crosswhite
- 2002 Karen Jaeger
- 2003 Anna Crosswhite
- 2004 Anna Prillaman
- 2005 Tiffany Sardin
- Siedah Williams
- 2006 Tara McKnight
- Siedah Williams
- 2007 Siedah Williams
- Paulisha Kellum
- 2008 Enongé Stovall
- 2009 Kristen London
- 2010 Jayna Hartig

## PRESEASON CONDITIONING

- 2001 Svetlana Volnaya
- 2002 Telisha Quarles
- 2003 Liz Sahin
- Jocelyn Logan-Friend
- 2004 Alisa Wulff
- 2005 Sharneé Zoll
- 2006 Brenna McGuire
- 2007 Jayna Hartig
- 2008 Lyndra Littles
- 2009 Chelsea Shine
- 2010 China Crosby

## MVP IN PRACTICE

- 2002 Karen Jaeger
- 2004 Brenna McGuire
- 2005 Sharneé Zoll
- 2006 Tara McKnight
- 2007 Jayna Hartig
- Monica Wright
- 2008 Monica Wright
- 2009 Monica Wright
- 2010 Monica Wright
- 2011 -
- 2012 Ataira Franklin

## ACADEMIC AWARD

- 2012 Simone Egwu
- 2013 Simone Egwu
- 2014 Lexie Gerson
- Ataira Franklin



## COACHES' AWARD

*For outstanding contributions to the team*

- 2001 John Truslow (equipment)  
Penny Rue  
Bill Harmon  
Jed Williams (radio)
- 2002 Kevin Nichols (administrative asst.)  
Carol Callahan  
Myron Ripley (radio)  
Paul (bus driver)
- 2003 Howard Goodman (ITC)  
Kristy Drobney (academic affairs)  
Dr. Frank McCue  
Phyllis Bowman
- 2004 David Bell (equipment)  
Todd Goodale (video services)  
Victoria Goodloe (strength coach)  
Katie McFadden (marketing)  
Trenton Good (Marriott)
- 2005 Cady Condyles (video)  
Veronica Molina (Residence Inn)  
Ed Nordenschild (strength coach)  
Katie Purcell (head manager)  
Chris Walters (team manager)  
Tangy Williams (Director of Operations)
- 2006 Suzy Blakely (housekeeping)  
Kim Bowles (housekeeping)  
Elizabeth Brinkmann (marketing)  
Michelle Ely (office manager)  
Carol Gutman (Dean)  
Matt Marlow (head manager)  
Naomi Perkins (business operations)  
Lisa Welch (asst. ticket manager)  
Barbara Yowell (business operations)
- 2007 Angela Crock (academic affairs)  
Reggie Garrett (marketing)  
Betty Goodman  
Sharlene Sajonas  
Brian Sellers (equipment)  
Andrew Sensi (head manager)  
Kelly McCabe Sisk (academic affairs)
- 2008 Dr. John McKnight  
Dr. Eric Carson  
Matt Marlow (Video Coordinator)  
Karie Russell (Administrative Assistant)  
Matt Althoff (Equipment)  
Mike Moraghan (Video Services)  
Larry Johnson (WINA Radio)  
Jay James (WINA Radio)
- 2009 Chris Easton  
Natalie Fitzgerald (Academic Affairs)  
Kyle Gravitt (Manager)  
Johanna Kessler-Sandridge  
Brenda Lambert  
Paul Murata  
Byron Smith
- 2010 Maurice Apprey  
John T. Casteen III  
Angel Cavenaugh  
Lindsay Clark  
Bethany Dannelly  
Meryl Kahn  
Matt Marlow  
Marty Northcroft  
Jackie Saunders  
Stacy Fowler  
Wanda Grooms

## BOB WILLIAMS AWARD

*In honor of one of the most enthusiastic and supportive fans that Virginia Athletics and, in particular women's basketball, has ever know- Bob Williams- for achievement in academics and athletics.*

- 2001 Elena Kravchenko
- 2002 Anna Crosswhite
- 2003 Liz Sahin
- 2004 Kate Kreager
- 2005 Jocelyn Logan-Friend
- 2006 Brenna McGuire
- 2007 Tara McKnight
- 2008 Paulisha Kellum
- 2009 Jayna Hartig
- 2010 Simone Egwu

## ALUMNI SCHOLARSHIP

*Presented to a member of the women's basketball team who best exemplifies the spirit and dedication that makes Virginia women's basketball successful.*

- 2002 Anna Crosswhite
- 2003 Safiya Grant-Fairley
- 2004 Tiffany Sardin
- 2005 Sharneé Zoll
- 2006 Sharneé Zoll
- 2007 Tara McKnight
- 2008 Lyndra Littles
- 2009 Monica Wright
- 2010 Jayna Hartig
- 2011 Chelsea Shine
- 2012 Ataira Franklin
- 2013 Ataira Franklin

## ACC TOP VI AWARDS

*Presented annually to the six UVA student-athletes who have given the most in terms of service to the University and Charlottesville communities*

- 2001 Katie Tracy
- 2002 Anna Crosswhite
- 2010 Monica Wright
- 2015 Sydney Umeri

## THOMAS J. RYAN SCHOLARSHIP ALUMNI SCHOLARSHIP

*Presented to a hard-working player committed to success; a team player who shuns the spotlight in favor of her teammates; a player who believes in family values and shares those values with her team.*

- 2002 Safiya Grant-Fairley
- 2003 Anna Crosswhite
- 2004 Kate Kreager
- 2005 Tiffany Sardin
- 2006 Siedah Williams
- 2007 Paulisha Kellum
- 2008 Aisha Mohammed
- 2009 Kelly Hartig
- 2010 Chelsea Shine
- 2011 Ataira Franklin
- 2012 Lexie Gerson
- 2013 Lexie Gerson
- 2014 Faith Randolph
- 2015 Faith Randolph

## CHRISTINE J. TORETTI WOMEN'S BASKETBALL SCHOLARSHIP

*Awarded to a student-athlete participating on the women's basketball team who has maintained high academic achievement*

- 2011 Simone Egwu
- 2012 Simone Egwu
- 2013 Kelsey Wolfe
- 2015 Breyana Mason



## YEAR-BY-YEAR SCORING LEADERS

Year	Player	Class	Pos.	G	FG	3-FG	FT	Pts.	Avg
1974	Chris Dawson	Jr.	C	15	69	-	14	152	10.1
1975	Chris Dawson	Sr.	C	22	124	-	31	279	12.7
1976	Kathy Williams	Jr.	G	20	82	-	41	205	10.2
1977	Kathy Williams	Sr.	G	21	107	-	46	260	12.4
1978	Paula Shorten	So.	F/C	25	80	-	88	256	10.2
1979	Valerie Ackerman	So.	F	28	180	-	91	451	16.1
1980	Melissa Mahony	So.	G	32	203	-	85	491	15.3
1981	Melissa Mahony	Jr.	G	32	174	-	76	424	13.2
1982	Cathy Grimes	Fr.	F	28	156	-	73	385	13.8
1983	Cathy Grimes	So.	F	28	200	-	79	479	17.1
1984	Cathy Grimes	Jr.	F	29	216	-	108	540	18.6
1985	Nancy Mayer	So.	G/F	29	157	-	38	352	12.1
1986	Daphne Hawkins	So.	G	29	163	-	82	408	17.0
1987	Daphne Hawkins	Jr.	G	29	168	-	60	396	13.7
1988	Daphne Hawkins	Sr.	G	32	247	12	86	592	18.5
1989	Dawn Staley	Fr.	G	31	197	33	147	574	18.5
1990	Dawn Staley	So.	G	32	203	36	132	574	17.9
1991	Tonya Cardoza	Sr.	G/F	34	197	23	110	527	15.5
1992	Heather Burge	Jr.	C	34	255	0	75	585	17.2
1993	Heather Burge	Sr.	C	32	258	0	96	612	19.1
1994	Wendy Palmer	So.	F	32	221	1	97	540	16.9
1995	Wendy Palmer	Jr.	F	31	227	15	77	546	17.6
1996	Tora Suber	Jr.	G	33	193	61	135	582	17.6
1997	Tora Suber	Sr.	G	30	149	59	89	446	14.9
1998	DeMya Walker	Jr.	F	29	190	1	91	472	16.3
1999	DeMya Walker	Sr.	F	29	168	4	95	435	15.0
2000	Schuye LaRue	Fr.	F	34	198	11	83	490	14.4
2001	Schuye LaRue	So.	F/C	32	242	13	83	580	18.1
2002	Telisha Quarles	Sr.	G	30	166	51	89	472	15.7
2003	Cherrise Graham	So.	G	29	133	32	132	430	14.8
2004	Brandi Teamer	Jr.	F	24	105	4	61	275	11.5
2005	Brandi Teamer	Sr.	F	32	156	3	92	407	12.7
2006	Siedah Williams	Jr.	C	32	149	1	78	377	11.8
2007	Lyndra Littles	So.	F	34	218	0	153	589	17.3
2008	Monica Wright	So.	G	34	228	41	101	598	17.6
2009	Monica Wright	Jr.	G	34	271	37	117	696	20.5^
2010	Monica Wright	Sr.	G	31	270	31	163	734	23.7^
2011	Ariana Moorer	Jr.	G	33	107	9	97	320	9.7
2012	Ariana Moorer	Sr.	G	36	170	20	158	518	14.4
2013	Ataira Franklin	Jr.	G	29	151	43	69	414	14.3
2014	Ataira Franklin	Sr.	G	31	142	54	89	427	13.8
2015	Faith Randolph	Jr.	G	29	172	53	88	485	16.7

^ACC Leader

## CAREER DOUBLE-DOUBLES

DD	Player	Games
58	Wendy Palmer (1993-96)	126
42	Cathy Grimes (1982-85)	114
32	Schuye LaRue (2000-01)	66
32	DeMya Walker (1996-99)	122
32	Schuye LaRue (1999-01)	66
30	Heather Burge (1990-93)	135
29	Lyndra Littles (2005-2009)	120
28	Aisha Mohammed (2007-09)	63
27	Sarah Imovbioh (2013-15)	92
25	Dawn Staley (1989-92)	131
24	Brandi Teamer (2001-05)	116
14	Heidi Burge (1990-93)	134
13	Monica Wright (2006-10)	133
11	Siedah Williams (2004-07)	125
	Sharneé Zoll (2005-2008)	98
9	Val Ackerman (1978-81)	116
9	Tonya Cardoza (1987-91)	121

## CAREER TRIPLE-DOUBLES

TD	Player	Games
2	Dawn Staley (1989-92)	131

## NO. OF 25 POINT GAMES

28	Monica Wright
12	Lyndra Littles
11	Heather Burge
	Cathy Grimes
10	Dawn Staley
9	Daphne Hawkins
	Donna Holt
	Wendy Palmer
7	Schuye LaRue
	Tora Suber
6	Tonya Cardoza
4	LaTonya Blue
	Brandi Teamer
	Erin Stovall
	Faith Randolph
3	Val Ackerman
	Cherrise Graham
	Melissa Mahony
	Telisha Quarles
	Svetlana Volnaya
	DeMya Walker
2	Siedah Williams
	Chris Dawson
	Monick Foote
	Nancy Mayer
	Tammi Reiss
	Sarah Imovbioh
1	Kelsey Wolfe
	Ataira Franklin
	Telia McCall
	China Crosby
	Paulisha Kellum
	Chelsea Shine
	Aisha Mohammed
	Dawn Bryant
	Jeffra Gausepohl
	Martha Greer
	Lisa Hosac
	Jackie LaBerge
	Sallie Lewis
	Mimi McKinney
	Jill McKone
	Linda Mitchell
	Kathy Williams

## 30-POINT CLUB

48	Mimi McKinney at North Carolina, 1-15-98
39	Monica Wright at Boston College, 1-21-10
39	Wendy Palmer vs. Maryland, 1-25-95
37	Dawn Staley at Wake Forest, 2-8-89
36	Cherrise Graham vs. North Carolina, 3-9-03
35	Tora Suber vs. North Carolina, 1-27-97
	Tonya Cardoza vs. Fordham, 12-28-88
35	Monica Wright at Tennessee, 11-17-08
34	Monica Wright vs. Green Bay, 3-21-10
	Monica Wright at Maryland, 2-8-10
	Heather Burge at Virginia Tech, 12-8-93
	Dawn Staley vs. Maryland, 2-15-89
33	Monica Wright vs. #20 North Carolina, 2-15-10
	Lyndra Littles vs. Louisiana Tech, 12-29-08
	Schuye LaRue vs. Hampton, 2-19-01
	Nancy Mayer vs. Clemson, 2-26-86
32	Monica Wright vs. NC State, 3-5-10
	Lyndra Littles vs. Clemson, 3-1-07
	Heather Burge vs. Georgia Tech, 1-23-93
	Heather Burge vs. West Virginia, 11-23-91
	Dawn Staley at Penn State, 1-6-90
	Daphne Hawkins at Clemson, 2-20-88
	Daphne Hawkins at Virginia Tech, 12-8-87
	Melissa Mahony vs. Wm. & Mary, 2-4-80
31	Monica Wright vs. Purdue, 12-3-09
	Monica Wright vs. Manhattan, 11-15-09
	Monica Wright at Marquette, 11-29-08
	Monica Wright vs. North Carolina, 3-8-08
	Lyndra Littles vs. Georgia Tech, 3-2-08
	Daphne Hawkins vs. Old Dominion, 12-3-85
30	Monica Wright vs. James Madison, 12-6-09
	Lyndra Littles vs. Maryland, 1-30-09
	Tora Suber vs. Clemson, 3-2-96
	Heather Burge vs. Ohio State, 3-27-93
	Tonya Cardoza at N.C. State, 1-12-91
	Heather Burge vs. Canisius, 11-26-91
	Heather Burge at Virginia Tech, 1-3-90
	Cathy Grimes vs. Penn State, 12-3-83





# 1,000 POINT CLUB



1.	Monica Wright	2007-10	2540
2.	Dawn Staley	1989-92	2135
3.	Heather Burge	1990-93	2058
-----			
4.	Wendy Palmer	1993-96	1918
5.	Lyndra Littles	2005-09	1876
6.	Tammi Reiss	1989-92	1842
7.	Tora Suber	1994-97	1767
8.	Cathy Grimes	1982-85	1745
9.	Donna Holt	1985-88	1634
10.	Tonya Cardoza	1987-91	1622
11.	DeMya Walker	1996-99	1583
12.	Daphne Hawkins	1984-88	1538
13.	Brandi Teamer	2002-05	1520
-----			
14.	Nancy Mayer	1984-87	1466
15.	Ataira Franklin	2011-14	1406
16.	Melissa Mahony	1979-82	1400
17.	Telisha Quarles	1999-02	1323
18.	Val Ackerman	1978-81	1316
19.	Monick Foote	1995-99	1315
20.	Ariana Moorer	2009-12	1297
21.	Heidi Burge	1990-93	1191
22.	Sharnee Zoll	2005-08	1169
23.	Dena Evans	1990-93	1138
24.	LaTonya Blue	2002-05	1122
25.	Schuye LaRue	2000-01	1070
26.	Siedah Williams	2004-07	1053
27.	Svetlana Volnaya	1999-01	1034
28.	Sarah Imovbioh	2013-15	1028
29.	Chelsea Shine	2009-12	1023
30.	Faith Randolph	2013-present	1009
31.	Jenny Boucek	1993-96	1003



Monica Wright's 2,000 point was scored vs. Georgia 12/20/09



Dawn Staley's 2,000 point was scored vs. Clemson 2/22/92



Heidi Burge's 2,000 point was scored vs. Clemson 2/20/93



# SCORING RECORDS



## POINTS SCORED

### INDIVIDUAL – GAME

48	Mimi McKinney at North Carolina, 1-15-98
39	Monica Wright at Boston College, 1-21-10
39	Wendy Palmer vs. Maryland, 1-25-95
37	Dawn Staley at Wake Forest, 2-8-89
36	Cherrise Graham vs. North Carolina, 3-9-03
35	Monica Wright at Tennessee, 11-17-08
35	Tora Suber vs. North Carolina, 1-27-97
35	Tonya Cardoza vs. Fordham, 12-28-88
34	Monica Wright vs. Green Bay, 3-21-10
34	Monica Wright at Maryland, 2-8-10
34	Heather Burge at Virginia Tech, 12-8-93
34	Dawn Staley vs. Maryland, 2-15-89
33	Lyndra Littles vs. Louisiana Tech, 12-29-08
33	Schuye LaRue vs. Hampton, 2-19-01
33	Nancy Mayer vs. Clemson, 2-22-86
32	Monica Wright vs. NC State, 3-5-10
32	Lyndra Littles vs. Clemson, 3-1-07
32	Heather Burge vs. Georgia Tech, 1-23-93
32	Heather Burge vs. West Virginia, 11-23-91
32	Dawn Staley at Penn State, 1-6-90
32	Daphne Hawkins at Virginia Tech, 12-8-87
32	Daphne Hawkins at Clemson, 2-20-88
32	Melissa Mahony vs. William & Mary, 2-4-80

<b>Frosh:</b>	37 Dawn Staley at Wake Forest, 2-8-89
<b>Soph:</b>	36 Cherrise Graham vs. UNC, 3-9-03
<b>Junior:</b>	35 Monica Wright at Tennessee, 11-17-08
	35 Tonya Cardoza vs. Fordham, 12-28-88
<b>Senior:</b>	48 Mimi McKinney at UNC, 1-15-98

### INDIVIDUAL – HALF

25 Monica Wright at Boston College, 1-21-10

### TEAM – HALF

65 vs. Cleveland State, 11-29-95

### TEAM – GAME

123 vs. NC State (3ot), 1-12-91  
 120 vs. Cleveland State, 11-29-95

### TEAM – SEASON

3012 - 1991

### INDIVIDUAL – SEASON

Pts.	Player	Games
734	Monica Wright (2010)	31
696	Monica Wright (2009)	34
612	Heather Burge (1993)	32
598	Monica Wright (2008)	34
592	Daphne Hawkins (1988)	32
589	Lyndra Littles (2007)	34
585	Heather Burge (1992)	34
582	Tora Suber (1996)	33
580	Schuye LaRue (2001)	32
574	Dawn Staley (1989)	31
574	Dawn Staley (1990)	32
556	Tammi Reiss (1992)	34
546	Wendy Palmer (1995)	31
<b>Frosh:</b>	574 Dawn Staley (1989)	31
<b>Soph:</b>	598 Monica Wright (2008)	34
<b>Junior:</b>	696 Monica Wright (2009)	34
<b>Senior:</b>	734 Monica Wright (2010)	31

### INDIVIDUAL – CAREER

Pts.	Player	Games
2540	Monica Wright (2007-10)	133
2135	Dawn Staley (1989-92)	131
2058	Heather Burge (1990-93)	135
1918	Wendy Palmer (1993-96)	126
1876	Lyndra Littles (2005-09)	120
1842	Tammi Reiss (1989-92)	127
1767	Tora Suber (1994-97)	127
1745	Cathy Grimes (1982-85)	114
1634	Donna Holt (1985-88)	121
1622	Tonya Cardoza (1987-91)	121
1583	DeMya Walker (1996-99)	122
1538	Daphne Hawkins (1984-88)	111
1520	Brandi Teamer (2002-05)	116
1466	Nancy Mayer (1984-87)	117
1406	Ataira Franklin (2011-14)	131
1400	Melissa Mahony (1979-82)	120
1323	Telisha Quarles (1999-02)	122
1316	Val Ackerman (1978-81)	116
1315	Monick Foote (1995-99)	109
1297	Ariana Mooror (2009-12)	133

## SCORING AVERAGE

### INDIVIDUAL – SEASON

Avg.	Player	G	Pts.
23.7	Monica Wright (2010)	31	734
20.5	Monica Wright (2009)	34	696
19.9	Lyndra Littles (2009)	25	497
19.1	Heather Burge (1993)	32	612
18.6	Cathy Grimes (1984)	29	540
18.5	Dawn Staley (1989)	31	574
18.5	Daphne Hawkins (1988)	32	592
18.2	Tonya Cardoza (1989)	26	472
18.1	Schuye LaRue (2001)	32	580
17.9	Dawn Staley (1990)	32	574
17.6	Monica Wright (2008)	34	598
17.6	Tora Suber (1996)	33	582
17.6	Wendy Palmer (1995)	31	546
17.3	Lyndra Littles (2007)	34	589
<b>Frosh:</b>	18.5 Dawn Staley (1989)	31	574
<b>Soph:</b>	18.1 Schuye LaRue (2001)	32	580
<b>Junior:</b>	20.5 Monica Wright (2009)	34	696
<b>Senior:</b>	23.7 Monica Wright (2010)	31	734

### INDIVIDUAL – CAREER

Avg.	Year	G	Pts
19.1	Monica Wright (2006-10)	133	2540
16.3	Dawn Staley (1989-92)	131	2135
16.2	Schuye LaRue (1999-01)	66	1070
15.6	Lyndra Littles (2005-09)	120	1876
15.3	Cathy Grimes (1982-85)	114	1745
15.2	Wendy Palmer (1993-96)	126	1918
15.2	Heather Burge (1990-93)	135	2058
14.5	Tammi Reiss (1989-92)	127	1842
13.9	Daphne Hawkins (1985-88)	111	1538
13.9	Tora Suber (1994-97)	127	1767
13.5	Donna Holt (1985-88)	121	1634

### TEAM – SEASON

Avg.	Year	G	Pts
88.6	1991	34	3012
82.0	1992	34	2788
81.1	1993	32	2595
80.0	1989	31	2480
79.0	1986	29	2292

## LARGEST MARGIN OF VICTORY

85 vs. Alabama St., 12-29-96 (106-21)

## LARGEST MARGIN OF DEFEAT

54 James Madison, 2-15-77 (88-34)

## MOST VIRGINIA POINTS

124 at NC State (3ot), 1-12-91

## FEWEST VIRGINIA POINTS

24 vs. VCU 2-23-74

## FEWEST OPPONENT POINTS

19 by Mary Washington, 12-2-75

## MOST OPPONENT POINTS

120 by NC State, 1-12-91, (3ot)  
 105 by Georgia Tech, 1-21-89

## MOST COMBINED POINTS

243 at NC State (3OT), 1-12-91

## LONGEST WIN STREAK

20 1986

## LONGEST HOME WIN STREAK (U-HALL)

61 1-18-92 to 1-2-96

## LONGEST HOME WIN STREAK (JPJA)

12 2-21-08 to 1-11-09

## MOST VICTORIES: SEASON

32 1992 (32-2)

## HIGHEST SCORING AVERAGE

88.6 1991 (3012 points, 34 games)

## LOWEST OPPONENT AVERAGE

38.0 1974 (570 points, 15 games)

## HIGHEST REBOUND AVERAGE

48.6 1975 (1070, 22 games)

## MOST CONSECUTIVE FGM

11 Melissa Mahony, 1980  
 11 Wendy Palmer, 1995

## MOST CONSECUTIVE FTM

41 Monica Wright, 2010

## MOST VICTORIES PLAYED IN

118 Heather Burge, 1989-93

## GAMES PLAYED

Games	Player
136	Chelsea Shine (2009-12)
135	Heather Burge (1990-93)
134	Sharneé Zoll (2005-08)
134	Heidi Burge (1990-93)
134	Dena Evans (1990-93)
133	Paulisha Kellum (2007-08, 10-11)
133	Monica Wright (2007-10)
133	Ariana Moore (2009-12)





## YEAR-BY-YEAR PERCENTAGE LEADERS

Year	Player	Cl	Pos	G	M-A	Pct
1974	Chris Dawson	Jr	C	15	69-170	.406*
1975	Chris Dawson	Sr	C	22	124-303	.409*
1976	Mimi Hoffman	So	F	20	85-251	.337*
1977	Marilyn Beery	So	F	21	106-306	.346
1978	Martha Greer	So	G	25	104-221	.471*
1979	Val Ackerman	So	F	28	180-392	.459
1980	Melissa Mahony	So	G	32	203-408	.498
1981	Melissa Mahony	Jr	G	32	174-382	.455
1982	Cathy Grimes	Fr	F	28	156-290	.538
1983	Cathy Grimes	Sr	F	28	200-396	.505
1984	Cathy Grimes	Jr	F	29	216-391	.552
1985	Nancy Mayer	So	G/F	29	157-314	.500
1986	Daphne Hawkins	So	G	24	163-320	.509
1987	Nancy Mayer	Sr	F	31	172-352	.489
1988	Daphne Hawkins	Sr	G	32	247-507	.487
1989	Tonya Cardoza	Jr	G/F	26	184-392	.469
1990	Tammi Reiss	So	G	32	166-350	.474
1991	Tonya Cardoza	Sr	G/F	34	197-362	.544
1992	Heather Burge	Jr	C	34	255-460	.554
1993	Heather Burge	Sr	C	32	258-414	.623
1994	Wendy Palmer	So	F	32	221-389	.568^
1995	Wendy Palmer	Jr	F	31	227-401	.566
1996	Wendy Palmer	Sr	F	32	176-368	.478
1997	DeMya Walker	So	F	31	165-276	.598^
1998	DeMya Walker	Jr	F	29	190-344	.552
1999	DeMya Walker	Sr	F	29	168-306	.549
2000	Schuye LaRue	Fr	F	34	198-342	.579^
2001	Schuye LaRue	So	F/C	32	242-508	.476
2002	Brandi Teamer	Fr	F	30	171-386	.443
2003	Brandi Teamer	So	F	30	156-336	.464
2004	Kate Kreager	Jr	F	29	87-167	.521*
2005	Brandi Teamer	Sr	F	32	156-323	.483*
2006	Siedah Williams	Jr	C	32	149-297	.502*
2007	Siedah Williams	Sr	C	34	120-242	.496*
2008	Aisha Mohammed	Jr	C	34	181-327	.554
2009	Aisha Mohammed	Sr	C	30	152-297	.512
2010	Monica Wright	Sr	G	31	270-605	.446
2011	Simone Egwu	So	C	35	75-155	.484*
2012	Jazmin Pitts	Jr	C	34	62-135	.459*
2013	Ataira Franklin	Jr	G	29	151-358	.422
	Sarah Imovbioh	So	F	30	91-154	.591^
2014	Sarah Imovbioh	Jr	C	31	144-260	.554*
2015	Sarah Imovbioh	Sr	C	30	150-257	.584

(minimum 5 FGM per game)

\*indicates no one met minimum standard that year

^ ACC Leader

## FIELD GOALS MADE

### INDIVIDUAL - GAME

18 Wendy Palmer vs. Maryland  
1-25-95 (18-20)

### INDIVIDUAL - SEASON

FGM	Player	FGA
271	Monica Wright (2009)	646
270	Monica Wright (2010)	605
258	Heather Burge (1993)	414
255	Heather Burge (1992)	460
247	Daphne Hawkins (1988)	507
242	Schuye LaRue (2001)	508
228	Monica Wright (2008)	487
227	Wendy Palmer (1995)	401
221	Wendy Palmer (1994)	389
218	Lyndra Littles (2007)	446
216	Cathy Grimes (1984)	391

### INDIVIDUAL - CAREER

FGM	Player	FGA
962	Monica Wright (2006-10)	2207
866	Heather Burge (1990-93)	1587
780	Wendy Palmer (1993-96)	1412
753	Dawn Staley (1989-92)	1637
708	Cathy Grimes (1982-85)	1342
682	Lyndra Littles (2005-09)	1491
635	Daphne Hawkins (1985-88)	1310
633	Nancy Mayer (1983-87)	1268
633	Tammi Reiss (1989-92)	1315
630	Tonya Cardoza (1987-91)	1319
629	DeMya Walker (1996-99)	1129

Frosh:	198 Schuye LaRue (2000)	342
Soph:	242 Schuye LaRue (2001)	508
Junior:	271 Monica Wright (2009)	646
Senior:	270 Monica Wright (2010)	605

### TEAM - GAME

54 vs. Cleveland State, 11-29-95

### TEAM - SEASON

1131 1991 (1131-2337)

## FIELD GOAL ATTEMPTS

### INDIVIDUAL - GAME

32 Monica Wright vs. James Madison, 12-6-09

### INDIVIDUAL - SEASON

646	Monica Wright (2009)	271
605	Monica Wright (2010)	270
508	Schuye LaRue (2001)	242
507	Daphne Hawkins (1988)	247
487	Monica Wright (2008)	228
469	Monica Wright (2007)	193
463	Ariana Moorer (2012)	170
460	Heather Burge (1992)	255
449	Dawn Staley (1990)	203
446	Lyndra Littles (2007)	446
433	Telisha Quarles (2002)	166
431	Dawn Staley (1989)	197

### INDIVIDUAL - CAREER

2207	Monica Wright (2006-10)	962
1637	Dawn Staley (1989-92)	753
1587	Heather Burge (1990-93)	866
1491	Lyndra Littles (2005-09)	682
1421	Tora Suber (1994-97)	601
1412	Wendy Palmer (1993-96)	780
1393	Donna Holt (1985-88)	619
1342	Cathy Grimes (1982-85)	708
1319	Tonya Cardoza (1987-91)	630
1315	Tammi Reiss (1989-92)	633
1310	Daphne Hawkins (1985-88)	635

Freshman:	469 Monica Wright (2007)	193
Sophomore:	508 Schuye LaRue (2001)	242
Junior:	646 Monica Wright (2009)	271
Senior:	605 Monica Wright (2010)	270

### TEAM - GAME

103	vs. NC State (3ot), 1-12-91	46
93	vs. Georgia Tech, 11-24-85	36

### TEAM - SEASON

2337 1991 1131

## FIELD GOAL PERCENTAGE

### INDIVIDUAL - SEASON

(min. 150 fgm)

.623	Heather Burge (1993)	258-414
.614	Wendy Palmer (1993)	156-254
.598	DeMya Walker (1997)	165-276
.584	Sarah Imovbioh (2015)	150-257
.579	Schuye LaRue (2000)	198-342
.568	Wendy Palmer (1994)	221-389
.566	Wendy Palmer (1995)	227-401
.554	Aisha Mohammed (2008)	181-327
.554	Heather Burge (1992)	255-460
.552	Cathy Grimes (1984)	216-391
.552	DeMya Walker (1998)	190-344
.549	DeMya Walker (1999)	168-306
.544	Tonya Cardoza (1981)	197-362

Frosh:	.614 Wendy Palmer (1993)	156-254
Soph:	.598 DeMya Walker (1997)	165-276
Junior:	.566 Wendy Palmer (1995)	227-401
Senior:	.623 Heather Burge (1993)	258-414

### INDIVIDUAL - CAREER

(min. 600 fgm)

.557	DeMya Walker (1996-99)	629-1129
.552	Wendy Palmer (1993-96)	780-1412
.546	Heather Burge (1990-93)	866-1587
.528	Cathy Grimes (1982-85)	708-1342
.499	Nancy Mayer (1983-87)	633-1268
.485	Daphne Hawkins (1985-88)	635-1310
.481	Tammi Reiss (1989-92)	633-1315
.578	Tonya Cardoza (1987-91)	630-1319
.460	Dawn Staley (1989-92)	753-1637
.457	Lyndra Littles (2005-09)	682-1491

### INDIVIDUAL - GAME

9-9,	Schuye LaRue vs. Washington,	11-28-99
9-9,	DeMya Walker vs. Towson,	12-11-98
9-9,	Wendy Palmer vs. Cleveland St.,	11-29-95

### TEAM - GAME

.700 vs. Wake Forest, 1-7-87 42-60

### TEAM - SEASON

.502 1984 907-1805





# THREE-POINT FIELD GOAL RECORDS



## YEAR-BY-YEAR PERCENTAGE LEADERS

Year	Player	Cl.	Pos.	G	3-FGM	3-FGA	Pct.
1988	Donna Holt	Sr.	G	32	49	128	.383
1989	Amy Fuller	Fr.	G/F	22	23	49	.469
1990	Dawn Staley	So.	G	32	36	104	.346
1991	Tammi Reiss	Jr.	G	34	48	121	.397
1992	Dena Evans	Jr.	G	34	35	85	.412
1993	Dena Evans	Sr.	G	31	46	157	.293
1994	Tora Suber	Fr.	G	32	57	154	.370
1995	Monick Foote	Fr.	G/F	25	43	98	.439
1996	Tora Suber	Jr.	G	33	61	170	.359
1997	Monick Foote	Jr.	G/F	29	38	113	.336
1998	Kate Mooney	Jr.	G/F	29	45	139	.324
1999	Erin Stovall	Jr.	G	29	46	146	.315
2000	Svetlana Volnaya	Jr.	F	33	54	126	.429^
2001	Svetlana Volnaya	Sr.	F	31	49	109	.450^
2002	Anna Prillaman	So.	G	30	57	125	.456
2003	Cherrise Graham	So.	G	29	32	92	.348
2004	Anna Prillaman	Sr.	G	29	59	153	.386
2005	Brenna McGuire	So.	G	32	59	174	.339
2006	Sharneé Zoll	So.	G	32	35	92	.380
2007	Brenna McGuire	Sr.	G	34	62	179	.346
2008	Lyndra Littles	Jr.	F	30	17	44	.386
2009	Lyndra Littles	Sr.	F	25	26	60	.433
2010	Monica Wright	Sr.	G	31	31	99	.313
2011	Ataira Franklin	Fr.	G	35	43	90	.478^
2012	Ataira Franklin	So.	G	36	53	165	.321
2013	Ataira Franklin	Jr.	G	29	43	123	.350
2014	Ataira Franklin	Sr.	G	31	54	150	.360
2015	Breyana Mason	So.	G	31	27	62	.435

^ACC Leader

## INDIVIDUAL – SEASON

3FGM	Player	G	FGA
63	Telisha Quarles (2001)	32	180
63	Telisha Quarles (2000)	34	171
62	Brenna McGuire (2007)	34	179
61	Tora Suber (1996)	33	170
61	Mikayla Venson	31	148
<b>Frosh:</b>	61 Mikayla Venson (2015)	31	148
<b>Soph:</b>	63 Telisha Quarles (2000)	34	171
<b>Junior:</b>	63 Telisha Quarles (2001)	32	180
<b>Senior:</b>	62 Brenna McGuire (2007)	34	179

## INDIVIDUAL – HALF

- 5 Anna Prillaman (2nd half) vs. Georgia Tech, 2-11-02
- 5 Anna Prillaman (2nd half) at Maryland, 1-17-02
- 5 Mimi McKinney (2nd half) vs. North Carolina, 1-15-98

## INDIVIDUAL – GAME

- 7 (7-12), Mimi McKinney vs. North Carolina, 1-15-98
- 7 (7-14), Kate Mooney vs. Florida State, 2-1-98
- 7 (7-12)\*, Monick Foote vs. Florida, 3-18-95

\*NCAA Tournament record

## TEAM – GAME

- 14 (14-24) at Rider, 1-2-08

## TEAM – SEASON

- 189 2001 (189-516, .366)

## ATTEMPTS

### INDIVIDUAL – HALF

- 9 Donna Holt vs. Clemson 2-20-88  
2nd half

### INDIVIDUAL – GAME

- 14 Kate Mooney vs. Florida State 2-1-98
- 14 Telisha Quarles vs. Michigan 3-17-01

### INDIVIDUAL – SEASON

- 180 Telisha Quarles (2001) 63 (Made)

### INDIVIDUAL – CAREER

- 666 Tora Suber (1994-97) 220 (Made)

### TEAM – GAME

- 29 (10-29) vs. Michigan 3-17-01

### TEAM – SEASON

- 541 2000 (180-541, .333)

## PERCENTAGE

### INDIVIDUAL – GAME

- 6-6 Mikayla Venson vs NC State, 1-29-15
- 5-5 Kate Mooney vs. Virginia Tech, 2-6-97
- 5-5 Tammi Reiss vs. Virginia Tech, 11-28-90
- 5-5 Donna Holt vs. St. John's, 3-19-88

### INDIVIDUAL – SEASON

- .469 (23-49) Amy Fuller 1989

### INDIVIDUAL – CAREER

- .416 (139-334) Tammi Reiss 1989-92

### TEAM – GAME

- .857 (6-7) vs. St. John's 1988

### TEAM – SEASON

- .371 1991 (135-364)



# FREE THROW SHOOTING RECORDS



## YEAR-BY-YEAR PERCENTAGE LEADERS

Year	Player	Cl.	Pos.	G	FTM	FTA	Pct.
1974	Kathy Williams	Fr.	G	15	22	34	.647*
1975	Kathy Williams	So.	G	22	46	62	.742*
1976	Amy Easter	So.	F	20	27	43	.628*
1977	Paula Shorten	Fr.	F/C	21	61	93	.656
1978	Paula Shorten	So.	F/C	25	88	135	.652
1979	Valerie Ackerman	So.	F	28	91	122	.746^
1980	Melissa Mahony	So.	G	32	85	101	.842^
1981	Melissa Mahony	Jr.	G	32	76	90	.844*
1982	Cathy Grimes	Fr.	F	28	73	105	.695
1983	Cathy Grimes	So.	F	28	78	111	.711
1984	Cathy Grimes	Jr.	F	29	108	149	.725
1985	Daphne Hawkins	Fr.	G	26	28	33	.848*
1986	Daphne Hawkins	So.	G	24	82	101	.812
1987	Donna Holt	Jr.	G	31	84	99	.848^
1988	Donna Holt	Sr.	G	32	95	116	.819^
1989	Dawn Staley	Fr.	G	31	147	177	.831
1990	Tammi Reiss	So.	G	32	128	162	.790
1991	Dawn Staley	Jr.	G	34	108	131	.824
1992	Tammi Reiss	Sr.	G	34	145	178	.815^
1993	Dena Evans	Sr.	G	31	66	83	.795
1994	Jeffra Gausepohl	So.	C	32	100	139	.719
1995	Jeffra Gausepohl	Jr.	C	32	72	104	.692*
1996	Tora Suber	Jr.	G	33	135	178	.758
1997	Tora Suber	Sr.	G	31	89	118	.754
1998	Mimi McKinney	Sr.	G	28	81	106	.764
1999	Erin Stovall	Jr.	G	29	81	107	.757
2000	Svetlana Volnaya	Jr.	F	33	105	139	.755
2001	Schuye LaRue	So.	F/C	32	83	116	.716
2002	Telisha Quarles	Sr.	G	30	89	110	.809
2003	Cherrise Graham	So.	G	29	132	163	.810
2004	LaTonya Blue	Jr.	G	28	69	86	.802
2005	LaTonya Blue	Sr.	G	30	89	119	.748
2006	Sharneé Zoll	So.	G	32	82	109	.752
2007	Monica Wright	Fr.	G	34	103	135	.763
2008	Lyndra Littles	Jr.	F	34	122	158	.772
2009	Lyndra Littles	Sr.	F	25	129	159	.811
2010	Monica Wright	Sr.	G	31	163	201	.811
2011	Ariana Moorer	Jr.	G	33	97	132	.735
2012	Ariana Moorer	Sr.	G	36	158	203	.778
2013	Sarah Imovbioh	So.	F	30	73	106	.689
2014	Kelsey Wolfe	Sr.	G	31	77	86	.895^
2015	Faith Randolph	Jr.	G	30	88	97	.907^

(min. 2.5 FTM per game)

\*indicates no one met minimum ^ACC Leader

## ATTEMPTS

### INDIVIDUAL – GAME

20 Brandi Teamer at Wake Forest, 1-6-05 (11-20)

### INDIVIDUAL – SEASON

203 Ariana Moorer, 2012 (158-203)

### INDIVIDUAL – CAREER

640 Heather Burge, 1989-93 (326-640)

### TEAM – GAME

54 at Wake Forest, 1-6-05 (26-54)

### TEAM – SEASON

915 1991 (615-915)

## PERCENTAGE

### INDIVIDUAL – GAME

12-12	Monica Wright vs. Florida State	01-23-09
12-12	Mimi McKinney vs. Clemson	03-01-97
12-12	Tammi Reiss vs. Wake Forest	01-24-91
11-11	Sharneé Zoll vs. Wake Forest	01-11-07
11-11	Monica Wright vs. North Carolina	02-15-10

### INDIVIDUAL – SEASON

.943 (84-89) Donna Holt 1987

### INDIVIDUAL – CAREER

.831 (241-290) Melissa Mahony 1978-82

### TEAM – GAME

14-14 vs. Memphis State 3-15-87

### TEAM – SEASON

.743 (539-725) 2012

## MADE FREETHROWS

### INDIVIDUAL – GAME

16	Telia McCall vs. Georgia Tech, 2-13-13 (16-17)
16	Cathy Grimes vs. Maryland, 1-31-84 (16-18)

### INDIVIDUAL – SEASON

FTM	Player	G	FTA
163	Monica Wright (2010)	31	201
158	Ariana Moorer (2012)	36	203
153	Lyndra Littles (2007)	34	202
147	Dawn Staley (1989)	31	177
145	Tammi Reiss (1992)	34	178
135	Tora Suber (1996)	33	178
132	Cherrise Graham (2003)	29	163
132	Dawn Staley (1990)	32	169
129	Lyndra Littles (2009)	34	159
128	Tammi Reiss (1990)	31	162
122	Lyndra Littles (2008)	34	182
118	Dawn Staley (1992)	34	146
117	Monica Wright (2009)	34	157
110	Tonya Cardoza (1991)	34	144
108	Dawn Staley (1991)	34	131
108	Cathy Grimes (1984)	29	149

<b>Frosh:</b>	147 Dawn Staley (1989)	31	177
<b>Soph:</b>	153 Lyndra Littles (2007)	34	202
<b>Junior:</b>	135 Tora Suber (1996)	33	178
<b>Senior:</b>	163 Monica Wright (2010)	31	201

### INDIVIDUAL – CAREER

FTM	Player	FTA
505	Dawn Staley (1989-92)	623
484	Monica Wright (2006-10)	630
470	Lyndra Littles (2005-09)	636
437	Tammi Reiss (1989-92)	552
347	Donna Holt (1984-88)	429
345	Tora Suber (1994-97)	472
338	Tonya Cardoza (1987-91)	500
329	Cathy Grimes (1982-85)	456
327	Wendy Palmer (1993-96)	562
326	Heather Burge (1990-93)	640
320	DeMya Walker (1996-99)	493

### TEAM – GAME

35 vs. Georgia Tech, 3-2-08 (35-46)

### TEAM – SEASON

615 1991 (615-915)



## ASSISTS

### INDIVIDUAL – GAME

14 Dena Evans vs. Maryland 2-23-93

### INDIVIDUAL – SEASON

AST	Player	G
235^	Dawn Staley (1991)	34
216^	Sharneé Zoll (2008)	34
209	Sharneé Zoll (2007)	34
209^	Dawn Staley (1992)	34
209	Dena Evans (1993)	31
201^	Sharneé Zoll (2006)	32
176	Donna Holt (1987)	31
164	Renee Robinson (2000)	34
159	Sharneé Zoll (2005)	32
155	Donna Holt (1988)	32
144	Dawn Staley (1989)	31
143	Tora Suber (1995)	32

<sup>^</sup>Led the ACC

<b>Frosh:</b>	159 Sharneé Zoll (2005)	32 games
<b>Soph:</b>	201 Sharneé Zoll (2006)	32 games
<b>Junior:</b>	235 Dawn Staley (1991)	34 games
<b>Senior:</b>	216 Sharneé Zoll (2008)	34 games

### INDIVIDUAL – CAREER

AST	Player	G
785	Sharneé Zoll (2005-2008)	132
729	Dawn Staley (1989-92)	131
561	Donna Holt (1985-88)	121
528	Dena Evans (1990-93)	134
504	Tora Suber (1994-97)	127
438	LaTonya Blue (2002-05)	119
420	Nancy Mayer (1984-87)	117
397	Jenny Boucek (1993-96)	127
390	Renee Robinson (1997-00)	121
380	Tammi Reiss (1989-92)	127

### TEAM – GAME

37 vs. Cleveland State, 11-29-95

### TEAM – SEASON

652 1991

## BLOCKED SHOTS

### INDIVIDUAL – GAME

8 DeMya Walker vs. Florida St., 1-2-98

### INDIVIDUAL – SEASON

BL	Player	G
95^	DeMya Walker (1998)	29
84^	DeMya Walker (1997)	31
83^	DeMya Walker (1999)	29
68^	DeMya Walker (1996)	33
63	Jocelyn Logan-Friend (2005)	32
56	Chrissy Reese (1980)	31
49	Heather Burge (1993)	32
46	Schuye LaRue (2000)	33
45	Jeffra Gausepohl (1995)	32
45	Tonya Cardoza (1988)	31

<sup>^</sup>Led the ACC

<b>Frosh:</b>	68 DeMya Walker (1996)	33
<b>Soph:</b>	84 DeMya Walker (1997)	31
<b>Junior:</b>	95 DeMya Walker (1998)	29
<b>Senior:</b>	83 DeMya Walker (1998)	29

### INDIVIDUAL – CAREER

Blocks	Player	G
330	DeMya Walker (1996-99)	122
152	Heather Burge (1990-93)	135
139	Jocelyn Logan-Friend (2002-05)	111
123	Monick Foote (1995-99)	109
110	Tonya Cardoza (1987-91)	121
108	Heidi Burge (1990-93)	134
99	Chrissy Reese (1980-83)	105
96	Laurie Carter (1984-88)	119
86	Schuye LaRue (1999-01)	66
77	Jeffra Gausepohl (1993-96)	116

### TEAM – GAME

15 vs. Georgia Tech, 1-20-96

### TEAM – SEASON

169 1997

## STEALS

### INDIVIDUAL – GAME

10 Donna Holt vs. Maryland 01-28-86  
Dawn Staley vs. Temple 11-20-91  
Monica Wright vs. Liberty 12-29-09

### INDIVIDUAL – SEASON

Steals	Player	G
164^	Donna Holt (1987)	31
133^	Donna Holt (1986)	29
133^	Dawn Staley (1991)	34
131^	Donna Holt (1988)	32
118	Tonya Cardoza (1991)	34
117^	Dawn Staley (1992)	34
115^	Monica Wright (2010)	31
113	Lexie Gerson (2012)	36
102^	Dawn Staley (1989)	31
102	Ariana Moorer (2012)	36
102	Dawn Staley (1990)	32
102	Tonya Cardoza (1988)	31
101	Donna Holt (1985)	29

<sup>^</sup>Led the ACC

<b>Frosh:</b>	102 Dawn Staley (1989)	31
<b>Soph:</b>	133 Donna Holt (1986)	29
<b>Junior:</b>	164 Donna Holt (1987)	31
<b>Senior:</b>	131 Donna Holt (1988)	32

### INDIVIDUAL – CAREER

Steals	Player	G
529	Donna Holt (1985-88)	121
454	Dawn Staley (1989-92)	131
375	Tonya Cardoza (1987-91)	121
372	Monica Wright (2006-10)	133
257	Lexie Gerson (2010-14)	127
240	Nancy Mayer (1984-87)	117
234	Sharneé Zoll (2005-2008)	132
228	Daphne Hawkins (1985-88)	111
223	Tora Suber (1994-97)	127
219	Wendy Palmer (1993-96)	126
216	LaTonya Blue (2002-05)	119
209	Renee Robinson (1997-00)	121
192	DeMya Walker (1996-99)	122

### TEAM – GAME

26 vs. Old Dominion, 12-4-90

### TEAM – SEASON

484 1987





# REBOUNDED RECORDS



## YEAR-BY-YEAR REBOUNDED LEADERS

Year	Player	Cl.	Pos.	G	REB	AVG
1974	Chris Dawson	Jr.	C	15	192	12.8
1975	Leslie Berens	Sr.	F	22	278	12.6
1976	Mimi Hoffman	So.	F	20	152	7.6
1977	Barbara Stenzel	So.	F	21	155	7.4
1978	Paula Shorten	So.	F/C	25	139	5.8
1979	Jackie LaBerge	So.	F	27	200	7.4
1980	Chrissy Reese	Fr.	G	31	327	10.5
1981	Chrissy Reese	So.	G	22	177	8.0
1982	Cathy Grimes	Fr.	F	28	225	8.0
1983	Cathy Grimes	So.	F	28	241	8.6
1984	Cathy Grimes	Jr.	F	29	279	9.6^
1985	Cathy Grimes	Sr.	F	29	187	6.4
1986	Trina Thomas	Jr.	F	29	170	5.9
1987	Laurie Carter	Jr.	C	29	162	5.6
1988	Dawn Bryant	Jr.	F	32	256	8.0
1989	Dawn Bryant	Sr.	F	31	238	7.7
1990	Dawn Staley	So.	G	32	214	6.7
	Heather Burge	Fr.	C	35	234	6.7
1991	Dawn Staley	Jr.	G	34	209	6.1
	Tonya Cardoza	Sr.	G/F	34	208	6.1
1992	Heather Burge	Jr.	C	34	285	8.4
1993	Heather Burge	Sr.	C	32	245	7.7
1994	Wendy Palmer	So.	F	32	323	10.1^
1995	Wendy Palmer	Jr.	F	31	327	10.5
1996	Wendy Palmer	Sr.	F	32	358	11.2
1997	DeMya Walker	So.	F	31	232	7.5
1998	DeMya Walker	Jr.	F	29	245	8.4
1999	DeMya Walker	Sr.	F	29	246	8.5
2000	Schuye LaRue	Fr.	F	33	272	8.0
2001	Schuye LaRue	So.	F/C	32	379	11.8^
2002	Brandi Teamer	Fr.	F	30	268	8.9^
2003	Brandi Teamer	So.	F	30	208	6.9
2004	Brandi Teamer	Jr.	F	24	134	5.6
2005	Brandi Teamer	Sr.	F	32	195	6.1
2006	Tiffany Sardin	Sr.	F	32	216	6.8
2007	Lyndra Littles	So.	F	34	299	8.8
2008	Aisha Mohammed	Jr.	C	34	314	9.2
2009	Aisha Mohammed	Sr.	C	30	304	10.1^
2010	Monica Wright	Sr.	G	31	200	6.5
2011	Simone Egwu	So.	C	35	183	5.2
2012	Chelsea Shine	Sr.	F	36	201	5.6
2013	Telia McCall	Sr.	F	27	208	7.7
2014	Sarah Imovbioh	Jr.	C	31	254	8.2
2015	Sarah Imovbioh	Sr.	C	13	334	10.8^

^Led the ACC

## INDIVIDUAL - GAME

24 Sarah Imovbioh vs Ohio State, 11-14-15

## INDIVIDUAL - SEASON

REB	Player	G
379	Schuye LaRue (2001)	32
358	Wendy Palmer (1996)	32
334	Sarah Imovbioh (2015)	31
327	Wendy Palmer (1995)	31
327	Chrissy Reese (1980)	31
323	Wendy Palmer (1994)	32
314	Aisha Mohammed (2008)	34
304	Aisha Mohammed (2009)	34
299	Lyndra Littles (2007)	34
285	Heather Burge (1992)	34
279	Cathy Grimes (1984)	29

**Frosh:** 327 Chrissy Reese (1980) 31

**Soph:** 379 Schuye LaRue (2001) 32

**Junior:** 327 Wendy Palmer (1995) 31

**Senior:** 358 Wendy Palmer (1996) 32

## INDIVIDUAL - CAREER

Reb.	Player	G
1221	Wendy Palmer (1993-96)	126
955	Heather Burge (1990-93)	135
932	DeMya Walker (1996-99)	122
932	Cathy Grimes (1982-85)	114
881	Lyndra Littles (2005-09)	120
853	Heidi Burge (1990-93)	134
827	Dawn Bryant (1986-89)	123
805	Brandi Teamer (2002-05)	116
793	Sarah Imovbioh (2013-15)	92
772	Dawn Staley (1990-92)	131
764	Monica Wright (2006-10)	133

## TEAM - GAME

77 vs. Rider 12-19-96

## TEAM - SEASON

1556 1992



# YEAR-BY-YEAR STATISTICS



Year	Record	FGM-FGA	PCT	3FGM-A	PCT	FTM-A	PCT	REB	AVG	PF	PTS	AVG
1973-74	10-5	249-789	.316	*	*	121-265	.457	653	43.5	176	619	41.3
	Opp	*	*	*	*	*	*	*	*	*	570	38.0
1974-75	15-7	476-1420	.335	*	*	168-317	.530	1070	48.6	373	1120	50.9
	Opp	424-1425	.298	*	*	158-296	.534	925	42.1	397	1006	45.7
1975-76	12-9	406-1226	.342	*	*	200-386	.519	843	42.2	417	1012	50.6
	Opp	361-1050	.346	*	*	204-371	.550	802	40.1	432	924	46.2
1976-77	10-11	482-1365	.353	*	*	250-396	.631	960	46.0	397	1214	57.8
	Opp	542-1440	.376	*	*	180-327	.550	1053	50.1	411	1266	60.3
1977-78	8-17	538-1388	.388	*	*	305-514	.593	1017	40.7	491	1381	55.2
	Opp	647-1584	.405	*	*	334-520	.642	1021	40.8	523	1613	64.5
1978-79	16-12	731-1643	.445	*	*	336-495	.679	1084	38.7	544	1798	64.2
	Opp	667-1709	.390	*	*	335-503	.666	1033	36.9	535	1669	59.6
1979-80	20-12	890-1963	.453	*	*	405-589	.688	1312	41.0	632	2185	68.3
	Opp	728-1934	.376	*	*	438-688	.637	1176	36.8	564	1894	59.2
1980-81	22-10	862-1929	.447	*	*	349-521	.670	1194	37.3	583	2073	64.8
	Opp	718-1803	.398	*	*	379-595	.637	1155	36.1	541	1815	56.7
1981-82	17-11	778-1665	.467	*	*	324-493	.657	1062	37.9	525	1880	67.1
	Opp	617-1521	.406	*	*	376-558	.674	870	31.1	496	1610	57.5
1982-83	15-13	830-1886	.440	*	*	301-467	.645	1224	43.7	602	1961	70.0
	Opp	740-1721	.430	*	*	419-467	.656	1014	36.2	477	1899	67.8
1983-84	22-7	907-1805	.502	*	*	373-519	.719	1167	40.2	576	2187	75.4
	Opp	758-1799	.421	*	*	382-569	.671	956	33.0	528	1898	65.4
1984-85	21-8	863-1835	.470	*	*	355-522	.680	1097	37.8	604	2081	71.8
	Opp	705-1638	.430	*	*	387-584	.663	1005	34.7	511	1797	62.0
1985-86	26-3	903-1955	.462	*	*	486-689	.705	1136	39.2	657	2292	79.0
	Opp	710-1591	.446	*	*	436-686	.636	1055	36.4	590	1856	64.0
1986-87	26-5	946-2048	.464	*	*	459-677	.678	1221	39.4	457	2351	75.8
	Opp	758-1747	.434	*	*	362-551	.657	1083	34.9	416	1878	60.6
1987-88	27-5	938-2104	.446	98-294	.333	505-749	.674	1241	38.8	611	2479	77.5
	Opp	803-1866	.430	67-185	.362	427-636	.671	1244	38.9	624	2100	65.6
1988-89	21-10	933-2050	.455	120-330	.364	494-696	.710	1202	38.8	612	2480	80.0
	Opp	901-1978	.456	64-184	.348	432-633	.682	1227	39.6	606	2298	74.1
1989-90	29-6	999-2185	.457	113-315	.359	552-802	.688	1488	42.5	695	2663	76.1
	Opp	842-2093	.402	101-302	.334	560-806	.695	1254	35.8	681	2345	67.0
1990-91	31-3	1131-2337	.484	135-364	.371	615-915	.672	1466	43.1	673	3012	88.6
	Opp	814-2008	.405	72-245	.294	507-790	.642	1273	37.4	745	2207	64.9
1991-92	32-2	1058-2202	.480	106-294	.360	566-829	.683	1556	45.8	605	2788	82.0
	Opp	750-2007	.374	105-358	.290	415-625	.664	1112	32.7	709	2020	59.4
1992-93	26-6	1020-2077	.491	82-309	.265	473-772	.613	1491	46.6	617	2595	81.1
	Opp	764-2005	.381	126-433	.291	426-621	.686	1090	34.1	654	2080	65.0
1993-94	27-5	893-1897	.471	95-297	.320	514-761	.675	1329	41.5	511	2395	74.8
	Opp	770-1906	.404	136-424	.321	334-471	.709	1038	32.4	647	2010	62.8
1994-95	27-5	961-2016	.477	136-398	.342	429-649	.661	1348	42.1	570	2487	77.7
	Opp	713-1909	.373	130-459	.283	362-550	.658	1122	35.1	601	1918	59.9
1995-96	26-7	954-2109	.452	158-482	.328	472-744	.634	1463	44.3	638	2538	76.9
	Opp	688-1887	.365	104-390	.267	410-645	.636	1205	36.5	640	1890	57.3
1996-97	23-8	848-1864	.455	158-488	.324	422-628	.672	1332	43.0	617	2276	73.4
	Opp	609-1781	.342	113-436	.259	430-650	.662	1115	36.0	572	1761	56.8
1997-98	19-10	746-1819	.410	146-509	.287	398-611	.651	1151	39.7	637	2036	70.2
	Opp	664-1694	.392	121-386	.313	483-727	.664	1193	41.1	539	1932	66.6
1998-99	20-9	806-1828	.441	124-428	.290	466-658	.708	1155	39.8	650	2202	75.9
	Opp	621-1627	.382	127-386	.329	498-756	.659	1096	37.8	586	1867	64.4
1999-00	25-9	877-2000	.438	180-541	.333	519-749	.693	1250	36.8	644	2453	72.1
	Opp	775-2022	.383	145-522	.278	527-720	.732	1301	38.3	680	2222	65.4
2000-01	18-14	865-1990	.435	189-516	.366	390-631	.618	1255	39.2	653	2309	72.2
	Opp	764-1892	.404	118-395	.299	514-756	.680	1237	38.7	633	2160	67.5
2001-02	17-13	709-1742	.407	158-483	.327	413-618	.668	1117	37.2	564	1989	66.3
	Opp	703-1719	.409	119-392	.304	457-655	.698	1128	37.6	561	1982	66.1
2002-03	17-14	689-1772	.389	142-442	.321	434-668	.650	1205	38.9	616	1954	63.0
	Opp	665-1771	.375	119-390	.305	477-723	.660	1206	38.9	634	1926	62.1
2003-04	13-16	666-1676	.397	133-454	.293	385-546	.705	1068	36.8	528	1850	63.8
	Opp	671-1600	.304	110-362	.304	408-618	.660	1024	35.3	530	1860	64.1
2004-05	21-11	798-1912	.417	132-453	.291	438-673	.651	1281	40.0	533	2166	67.7
	Opp	720-1836	.392	128-422	.303	411-619	.664	1137	35.5	579	1979	61.8
2005-06	20-12	810-1992	.407	117-409	.286	402-601	.669	1200	37.5	549	2139	66.8
	Opp	681-1678	.406	124-423	.293	426-607	.702	1148	35.9	554	1912	59.8
2006-07	19-15	906-2130	.425	151-506	.298	510-699	.730	1342	39.5	574	2473	72.7
	Opp	905-2176	.416	182-516	.353	437-606	.721	1295	38.1	616	2429	71.4
2007-08	24-10	934-2092	.446	141-392	.360	531-751	.707	1326	39.0	585	2540	74.7
	Opp	818-2015	.406	136-457	.298	403-607	.664	1205	35.4	625	2175	64.0
2008-09	24-10	911-2232	.408	125-426	.293	529-764	.692	1455	42.8	591	2476	72.8
	Opp	815-2010	.405	183-571	.320	437-622	.703	1235	36.3	643	2250	66.2
2009-10	21-10	768-1937	.396	102-406	.251	522-709	.736	1256	40.5	570	2160	69.7
	Opp	668-1736	.385	185-573	.323	426-613	.695	1142	36.8	592	1947	62.8
2010-11	19-16	811-2088	.388	138-442	.312	578-826	.700	1384	39.5	634	2338	66.8
	Opp	800-1988	.402	195-579	.337	462-662	.698	1310	37.4	687	2257	64.5



# YEAR-BY-YEAR STATISTICS



Year	Record	FGM-FGA	PCT	3FGM-A	PCT	FTM-A	PCT	REB	AVG	PF	PTS	AVG
2011-12	25-11	804-2107	.382	134-475	.282	539-725	.743	1307	36.3	549	2281	63.4
	Opp	712-1896	.376	176-641	.275	348-532	.654	1365	37.9	581	1948	54.1
2012-13	16-14	653-1646	.397	117-417	.281	434-586	.741	1156	38.5	497	1857	61.9
	Opp	655-1716	.382	188-570	.330	303-449	.675	1049	35.0	522	1801	60.0
2013-14	14-17	776-1935	.401	164-509	.322	463-644	.719	1139	36.7	599	2179	70.3
	Opp	766-1749	.438	204-626	.326	383-589	.650	1203	38.8	593	2119	68.4
2014-15	14-17	776-1935	.401	164-509	.322	463-644	.719	1139	36.7	599	2179	70.3
	Opp	766-1749	.438	204-626	.326	383-589	.650	1203	38.8	593	2119	68.4
2015-16	17-14	775-1809	.428	175-484	.362	362-508	.713	1134	36.6	537	2087	67.3
	Opp	736-1809	.407	169-590	.286	338-494	.684	1122	36.2	524	1979	63.8





## UVA BIGGEST HOME CROWDS

Att.	Opponent	Result	Date
11,895	Tennessee	\$	L, 63-77 11-22-09
11,174	North Carolina	L	58-60 2-5-86
8,864	NC State	W	95-78 2-23-91
8,715	Vanderbilt	^	W, 70-58 3-28-92
8,662	Maryland	L	65-67 1-15-92
8,379	Tennessee	^	L, 46-52 3-25-96
8,185	West Virginia	^	W, 103-83 3-26-92
7,300	G. Washington	^	W, 97-58 3-22-92
7,261	NC State	W	101-70 1-11-92
7,107	Maryland	\$	L, 74-83 2-11-07
7,034	North Carolina	W	69-59 3-2-03
7,001	Virginia Tech	\$	W, 70-57 1-13-08
7,001	Wake Forest	W	57-54 2-27-05
6,954	Florida State	L	71-73 2-22-04
6,938	Clemson	W	85-52 1-18-92
6,923	Duke	W	97-48 3-22-92
6,887	Florida State	W	79-45 2-18-95
6,516	Clemson	W	83-64 2-26-06
6,474	Georgia Tech	W	79-74 1-25-92
6,460	Florida State	W	81-43 1-27-92
6,450	Tennessee	W	69-64 11-20-11
6,379	North Carolina	W	63-52 2-26-92
6,281	Virginia Tech	\$	W, 69-61 2-8-09
6,264	Virginia Tech	\$	W, 55-46 2-28-10
6,200	Duke	W	86-61 2-9-91
6,093	SW Missouri St.	^	W, 67-63 3-19-94
5,891	Maryland	W	56-41 2-26-95
5,872	NC State	W	79-73 1-17-93
5,808	NC State	W	60-51 2-20-00
5,750	Maryland	W	75-46 1-24-96
5,740	Florida	^	W, 69-55 3-21-93
5,656	Texas	W	77-47 12-7-91
5,655	NC State	W	91-66 2-9-97
5,620	Maryland	W	87-73 2-23-93
5,613	Connecticut	W	64-43 2-17-92
5,600	Maryland	W	76-59 1-16-91
5,595	Florida State	W	76-68 1-30-93
5,569	Florida State	W	73-55 2-21-99
5,559	North Carolina	\$	L, 82-90 2-15-08
5,550	North Carolina	W	83-74 2-9-94
5,533	Fordham	W	105-55 12-29-94
5,500	Clemson	W	89-62 2-16-91
5,473	North Carolina	L	68-79 1-18-99
5,423	Virginia Tech	\$	W, 8064 2-16-14
5,355	North Carolina	W	76-73 2-11-01
5,215	Duke	W	78-62 1-10-95
5,103	North Carolina	2ot L	84-85 2-15-98
5,085	Pennsylvania	W	92-66 11-27-93
5,060	NC State	W	79-73 1-17-93
5,045	Georgia Tech	W	88-75 1-22-94
5,020	Duke	W	76-57 1-9-93
5,000	Georgia Tech	W	98-94 2-2-91
5,000	North Carolina	L	60-62 2-3-82

^ NCAA Tournament  
\$ John Paul Jones Arena

The Virginia women's basketball team averaged close to 4,000 fans per game in the 1990s. Virginia was one of the first teams in the country to consistently average over 3,000 fans per game. Below are the year-by-year attendance figures since 1982 when attendance figures were recorded for women's basketball at UVA.

Year	Games	Home	Avg.	Away	Avg.	Neutral	Avg.	Total	Avg.
1981-82	28	11,648	971	6,270	570	1,750	350	19,668	702
1982-83	28	3,794	316	13,066	1,188	6,063	1,213	22,923	819
1983-84	29	10,508	751	5,888	535	5,290	1,323	21,686	748
1984-85	29	10,072	775	14,416	1,311	3,762	752	8,322	1,321
1985-86	29	26,188	1,746	4,437	555	4,772	795	35,397	1,221
1986-77	31	12,481	892	21,696	1,669	8,700	2,175	42,877	1,383
1987-88	32	14,155	1,011	7,914	791	12,326	1,541	34,395	1,075
1988-89	31	18,039	1,127	11,574	1,052	5,830	1,458	35,443	1,143
1989-90	35	16,813	1,201	16,817	1,401	35,515	3,946	69,145	1,976
1990-91	34	57,914	3,861	34,674	3,467	33,415	3,713	126,003	3,706
1991-92	34	106,969	6,292	45,157	3,763	27,504	5,501	179,624	5,283
1992-93	32	69,134	4,609	32,194	3,219	29,960	4,280	131,288	4,103
1993-94	32	72,306	4,519	25,085	2,280	17,725	3,545	115,116	3,597
1994-95	32	66,560	4,754	40,791	3,708	26,307	3,758	133,658	4,177
1995-96	32	75,261	4,181	36,580	3,048	8,971	2,990	120,812	3,661
1996-97	31	50,264	3,590	32,549	2,504	17,703	4,251	99,816	3,220
1997-98	29	42,547	3,273	27,199	2,092	11,193	3,731	80,939	2,791
1998-99	29	51,368	3,425	24,971	2,270	19,823	6,608	96,162	3,316
1999-2000	34	55,571	3,269	21,112	1,919	23,835	3,972	100,518	2,956
2000-01	32	52,212	3,481	25,496	1,961	20,071	5,017	97,779	3,055
2001-02	30	42,051	3,004	29,035	2,420	23,835	5,959	94,921	3,164
2002-03	31	48,180	3,706	43,585	3,113	23,692	5,923	115,457	3,724
2003-04	29	45,403	3,243	21,346	1,941	12,958	3,240	79,707	2,749
2004-05	32	44,848	2,803	32,350	3,235	32,006	5,334	109,204	3,413
2005-06	32	47,282	2,956	27,390	2,490	21,800	4,360	96,472	3,015
2006-07	34	69,688	3,668	34,598	3,145	10,441	2,610	114,727	3,374
2007-08	34	58,460	3,439	39,488	3,949	19,595	2,799	117,543	3,457
2008-09	34	58,122	3,419	49,836	4,531	18,321	3,054	126,279	3,714
2009-10	31	65,506	3,853	26,211	2,621	8,354	2,088	100,071	3,228
2010-11	35	57,908	3,048	40,095	3,341	5,934	1,484	103,937	2,970
2011-12	36	63,039	3,151	24,968	2,080	15,497	3,874	103,504	2,875
2012-13	30	56,467	3,764	16,983	1,415	6,066	2,022	79,0516	2,651
2013-14	31	52,558	3,754	20,848	1,737	6,673	1,335	80,079	2,583
2014-15	31	56,671	3,334	35,394	2,606	4,114	2,062	92,056	2,969

## ALL-TIME HOME RECORD

### UNIVERSITY HALL

Year	W	L	Pct.
1973-74	5	2	.714
1974-75	5	2	.714
1975-76	7	4	.636
1976-77	7	4	.636
1977-78	4	6	.400
1978-79	8	3	.727
1979-80	13	3	.813
1980-81	11	4	.733
1981-82	10	2	.833
1982-83	9	3	.750
1983-84	13	1	.929
1984-85	11	2	.846
1985-86	13	2	.867
1986-87	14	0	1.000
1987-88	14	0	1.000
1988-89	13	3	.813
1989-90	13	1	.929
1990-91	14	1	.933
1991-92	16	1	.941
1992-93	15	0	1.000
1993-94	16	0	1.000
1994-95	14	0	1.000
1995-96	15	3	.833
1996-97	12	2	.857
1997-98	10	3	.769
1998-99	12	3	.800
1999-00	16	1	.847
2000-01	12	3	.800
2001-02	10	4	.714
2002-03	11	2	.846
2003-04	7	7	.500
2004-05	12	4	.750
2005-06	11	5	.688

U-Hall: 302-149 (30 years)

### JOHN PAUL JONES ARENA

Year	W	L	Pct.
2006-07	13	6	.684
2007-08	14	3	.824
2008-09	15	2	.882
2009-10	13	4	.765
2010-11	13	6	.684
2011-12	17	3	.850
2012-13	10	5	.667
2013-14	9	5	.642
2014-15	13	4	.764

JPA: 117-38 (nine years)

Totals 490 119 .804



# ALL-TIME RESULTS



## 1973-74

### Head Coach—Barbara Kelly

Home 5-2, Away 5-2, Neutral 0-1

Stat Leaders: Chris Dawson 10.2 ppg, 12.8 rpg

N 30	at Mary Washington	W	37-32
D 4	at Norfolk State	W	37-33
D 12	OLD DOMINION	W	46-40
J 17	VIRGINIA COMM.	L	53-46
J 25	RAND. MACON-WC	W	44-31
J 26	NORFOLK STATE	W	43-36
F 4	VIRGINIA TECH	L	39-33
F 7	at Roanoke	L	52-34
F 13	VIRGINIA STATE	W	43-41
F 18	at Lynchburg	W	52-36
F 20	MARY WASHINGTON	W	44-23
F 21	at Emory & Henry	L	53-41
F 22	at Mary Washington	W	58-41
F 23	at Virginia State	W	37-35
F 24	vs. Virginia Comm. +	L	25-24
	+ VAAIAW (Williamsburg, Va.)		

## 1974-75

### Head Coach—Barbara Kelly

Home 5-2, Away 8-4, Neutral 2-1

Stat Leaders: Chris Dawson 12.7 ppg; Leslie Berens 12.6 rpg

N 19	at Hollins	W	46-26
N 21	at Mary Washington	W	50-29
N 26	at Longwood	L	53-43
D 7	NC STATE	L	57-45
D 10	at Virginia Commonwealth	L	52-47
J 16	at Roanoke	W	51-36
J 18	at Radford	L	52-44
J 21	at Eastern Mennonite	W	59-39
J 27	at Old Dominion	L	57-55
J 29	NORFOLK STATE	L	52-40
J 31	LYNCHBURG	W	58-25
F 5	VIRGINIA TECH	W	57-45
F 8	at Bridgewater	WOT	57-52
F 11	at Randolph Macon-WC	W	60-53
F 13	at Mary Baldwin	W	51-48
F 15	CLINCH VALLEY	W	61-50
F 17	at Virginia State	W	51-49
F 19	EMORY & HENRY	W	61-42
F 22	WILLIAM & MARY	W	37-33
F 27	vs. Radford +	L	57-37
F 29	vs. Longwood +	W	56-52
M 1	vs. Bridgewater +	W	54-47
	+ VAAIAW (Lynchburg, Va.)		

## 1975-76

### Head Coach—Dan Bonner

Home 7-4, Away 4-3, Neutral 1-2

Stat Leaders: Kathy Williams 10.2 ppg; Mimi Hoffman 7.6 rpg

D 2	at Mary Washington	W	41-19
D 4	at Randolph Macon-WC	W	47-45
D 8	at Sweet Briar	W	72-23
D 10	OLD DOMINION	W	52-38
J 12	HOLLINS	W	53-41
J 14	VIRGINIA TECH	L	48-44
J 16	at Norfolk State	L	58-43
J 20	at Bridgewater	L	47-40
J 23	EMORY & HENRY (forfeit)	W	1-0
J 24	at Radford	L	54-52
J 27	at William & Mary	W	49-46
J 31	NC STATE	L	60-38
F 5	WAKE FOREST (1)	W	71-62
F 6	NORTH CAROLINA (1)	L	49-40
F 9	VIRGINIA COMM.	L	55-47
F 12	ROANOKE	W	61-44
F 14	MARY WASHINGTON	W	60-27
F 18	JAMES MADISON	W	67-57
F 20	Virginia State +	W	57-43
F 26	Longwood +	L	69-54
F 28	vs. Virginia Comm. +	L	39-34

(1) Virginia Invitational (Charlottesville, Va.)

+ VAAIAW (Bridgewater, Va.)

## 10-5

## 1976-77

### Head Coach—Dan Bonner

Home 7-4, Away 3-5, Neutral 0-2

Stat Leaders: Kathy Williams 12.4 ppg; Barbara Stenzel 7.4 rpg

D 1	RAND.-MACON (Ash.)	W	7-40
D 3	at Wake Forest	W	67-51
D 4	at North Carolina	L	60-54
D 7	at #20 Old Dominion	L	85-53
D 9	VIRGINIA TECH	W	54-52
J 18	at #16 NC State	L	83-55
J 22	RADFORD	L	64-39
J 26	OLD DOMINION	L	71-38
J 28	NORFOLK STATE	L	52-50
J 31	BRIDGEWATER	W	62-54
F 5	GEORGETOWN	W	60-48
F 8	at Virginia State	L	70-58
F 10	NORTH CAROLINA (1)	W	71-59
F 11	#13 MARYLAND (1)	L	79-67
F 15	at James Madison	L	88-34
F 19	WILLIAM & MARY	W	74-36
F 21	at Virginia Comm.	W	64-51
F 23	at Virginia Tech	W	67-58
F 26	LONGWOOD	W	7-56
M 3	Radford +	L	61-56
M 4	vs. Virginia Comm. +	LOT	48-47
	(1) Virginia Invitational (Charlottesville, Va.)		
	+ VAAIAW (Norfolk, Va.)		

## 1977-78

### Head Coach—Debbie Ryan

Home 4-6, Away 3-8, Neutral 1-3

Stat Leaders: Paula Shorten 10.2 ppg, 5.8 rpg

N 28	VIRGINIA UNION	W	54-48
D 3	at #9 Old Dominion	L	74-26
D 5	*at Duke	W	73-55
D 8	VIRGINIA STATE	L	73-66
D 20	at North Carolina (2)	L	81-58
D 21	Charleston (2)	L	76-44
J 9	VIRGINIA TECH	W	54-39
J 13	*WAKE FOREST	L	60-59
J 14	*#4 NC STATE	L	77-62
J 17	*NORTH CAROLINA	L	77-66
J 19	at Norfolk State	W	66-64
J 21	*at Clemson	L	86-58
J 23	#7 OLD DOMINION	L	71-49
J 28	at #11 St. Joseph's (Pa.)	L	91-59
J 29	at Villanova	L	64-60
F 1	*at #8 Maryland	L	69-38
F 7	at Radford	L	67-55
F 9	CLEMSON %	L	73-59
F 14	VIRGINIA COMM.	W	55-52
F 16	at Longwood	L	55-42
F 21	JAMES MADISON	W	60-49
F 24	at Bridgewater	W	56-49
M 2	vs. Longwood +	L	63-50
M 3	vs. Virginia Tech +	W	58-38
M 4	vs. Norfolk State +	L	62-54
	(2) UNC Christmas Tournament (Chapel Hill, N.C.)		
	+ VAAIAW (Norfolk, Va.)		
	% ACC Tournament (Charlottesville, Va.)		
	* ACC regular-season contest		

## 10-11

## 1978-79

### Head Coach—Debbie Ryan

Home 8-3, Away 7-5, Neutral 1-4

Stat Leaders: Val Ackerman 16.1 ppg; Jackie LaBerge 7.4 rpg

N 28	at Randolph-Macon (Ash.)	W	75-33
N 30	GEORGE MASON	W	94-47
D 4	NORFOLK STATE	W	54-43
D 6	at #5 Old Dominion	L	79-56
D 18	at Princeton (3)	W	85-56
D 19	Northwestern (3)	L	73-49
J 6	at Campbell	L	87-79
J 8	*at Wake Forest	W	87-54
J 10	*at North Carolina	L	85-56
J 12	PENNSYLVANIA	W	84-37
J 15	at Virginia Union	W	51-41
J 17	at Virginia Tech	W	64-58
J 20	*CLEMSON	L	62-59
J 21	*#3 MARYLAND	L	78-57
J 24	*DUKE	W	68-61
J 26	RADFORD	W	60-43
J 31	*at #6 NC State	L	88-63
F 3	VILLANOVA	L	59-55
F 6	GEO. WASHINGTON	W	54-50
F 8	vs. North Carolina %	L	86-51
F 13	at Virginia Comm.	W	67-60
F 15	at James Madison	L	65-46
F 19	LONGWOOD	W	74-54
F 21	at William & Mary	W	60-45
F 23	BRIDGEWATER	W	77-52
M 1	vs. Virginia Comm. +	W	79-47
M 2	vs. James Madison +	L	73-45
M 3	vs. Radford +	L	53-49
	(3) Princeton Christmas Tournament (Princeton, N.J.)		
	+ VAAIAW (Blacksburg, Va.)		
	% ACC Tournament (Raleigh, N.C.)		
	* ACC regular-season contest		

## 1979-80

### Head Coach—Debbie Ryan

Home 13-3, Away 6-5, Neutral 1-4

Stat Leaders: Melissa Mahony 15.3 ppg; Chrissy Reese 10.5 rpg

N 19	at Longwood	W	69-38
N 24	*GEORGIA TECH (4)	W	85-44
N 25	*DUKE (4)	W	74-58
N 27	VIRGINIA UNION	W	83-40
N 30	CAMPBELL	W	77-60
D 2	at Virginia State	W	76-63
D 4	at Norfolk State	L	57-53
D 17	at Temple	L	58-57
D 29	St. PETER'S	W	52-51
J 2	*WAKE FOREST	W	78-35
J 5	*NORTH CAROLINA	LOT	66-65
J 7	COLORADO	W	65-63
J 12	*at #12 Maryland	L	77-63
J 14	vs. Virginia Tech @	W	48-39
J 16	#2 OLD DOMINION	L	86-51
J 19	*at #16 Clemson	L	88-71
J 23	*at Duke	L	65-63
J 26	NAVY	W	93-67
J 29	at Radford	W	54-49
F 1	*#10 NC STATE	LOT	81-79
F 4	WILLIAM & MARY	W	87-51
F 8	vs. Clemson %	L	78-76
F 13	VIRGINIA COMM.	W	76-33
F 16	at Richmond	W	82-39
F 20	JAMES MADISON	W	78-40
F 23	at George Washington	W	55-53
F 25	at George Mason	W	71-67
F 27	VIRGINIA UNION +	W	67-56
M 2	#1 OLD DOMINION +	L	95-56
M 20	vs. Wayland Baptist &	W	67-62
M 21	vs. North Carolina &	L	68-61
M 22	vs. Drake &	L	67-53
	(4) Charlottesville Tipoff Classic (Charlottesville, Va.)		
	@ Richmond, Va.		
	* ACC regular-season contest		
	% ACC Tournament (College Park, Md.)		
	+ VAAIAW (Charlottesville, Va.) & NIT Tourney (Amarillo, Tex.)		

## 16-12, 2-4 ACC (6th)



# ALL-TIME RESULTS



## 1980-81 22-10, 5-2 ACC (4th) Head Coach—Debbie Ryan

Home 11-4, Away 5-4, Neutral 6-2  
Stat Leaders: Melissa Mahony 13.2 ppg; Chrissy Reese 8.0 rpg

N 21	VIRGINIA COMM. (4)	W	95-32
N 22	NAVY (4)	W	54-47
N 25	MOUNT ST. MARY'S	W	76-64
N 29	*at North Carolina	L	55-51
N 30	*at Wake Forest	W	92-51
D 2	VIRGINIA STATE	W	76-41
D 7	at Virginia Union	W	52-44
D 10	*DUKE	W	73-57
D 27	vs. Indiana (5)	W	58-56
D 28	at Queens (5)	W	61-52
D 29	vs. East Carolina (5)	W	58-52
J 3	Virginia Tech @	W	58-43
J 7	GEORGETOWN	W	72-58
J 9	WILLIAM & MARY	W	74-49
J 12	*CLEMSON	W	77-67
J 15	#4 LONG BEACH STATE	L	73-71
J 17	*at Georgia Tech	W	66-42
J 21	GEO. WASHINGTON	W	73-54
J 25	EAST CAROLINA	L	84-78
J 28	*#11 MARYLAND	W	71-57
J 31	*at #13 NC State	L	98-64
F 3	at #2 Old Dominion	L	51-36
F 9	NORFOLK STATE	W	58-57
F 13	vs. Georgia Tech%	W	61-49
F 14	vs. #12 Maryland %	L	50-74
F 18	at James Madison	W	69-60
F 22	vs. Notre Dame ^	W	68-40
F 25	#17 NC STATE	L	76-71
F 28	#14 SOUTH CAROLINA	L	71-52
M 6	Virginia Union +	L	63-58
M 7	Virginia Tech +	W	49-41
M 10	at Tennessee &	L	81-54

(4) Charlottesville Tipoff Classic (Charlottesville, Va.)  
(5) Queens Tournament (Flushing, N.Y.)  
@ Roanoke, Va. ^ Chicago, Ill.  
% ACC Tournament (Clemson, S.C.) \*ACC regular-season  
+ VALIAW (Harrisonburg, Va.) &ALAW (Knoxville, Tenn.)

## 1981-82 17-11, 3-7 ACC (5th) Head Coach—Debbie Ryan

Home 10-2, Away 5-6, Neutral 2-3  
Stat Leaders: Cathy Grimes 13.8 ppg, 8.0 rpg

N 20	FLORIDA (4)	W	64-58
N 21	MOUNT ST. MARY'S (4)	W	83-70
N 24	at UNC-Greensboro	W	78-39
N 30	AMERICAN	W	77-48
D 2	at Georgetown	W	72-57
D 5	at William & Mary	W	60-43
D 8	VIRGINIA UNION	W	67-50
D 19	DARTMOUTH	W	68-60
D 27	vs. New Hampshire (5)	L	63-62
D 28	vs. Northeastern (5)	W	53-45
D 29	vs. San Diego State (5)	W	38-34
J 2	JAMES MADISON	W	91-46
J 4	GEO. WASHINGTON	W	75-45
J 9	*at North Carolina	L	74-65
J 10	at East Carolina	L	64-62
J 14	#6 OLD DOMINION	W	77-70
J 16	*GEORGIA TECH	W	75-45
J 20	*at #6 Maryland	L	67-62
J 23	*#5 NC STATE	L	69-64
J 27	*at Duke	L	80-63
J 30	at Liberty	W	87-46
F 3	*NORTH CAROLINA	L	62-60
F 6	Virginia Tech @	L	63-56
F 10	*WAKE FOREST	W	82-48
F 13	*at Clemson	L	75-65
F 15	*at Georgia Tech	W	56-51
F 20	*at #7 NC State	L	66-55
F 26	vs. #16 Maryland %	L	72-63

(4) Charlottesville Tipoff Classic (Charlottesville, Va.)  
(5) Queens Tournament (Flushing, N.Y.) @Roanoke, Va.  
% ACC Tournament (Raleigh, N.C.) \*ACC regular-season contest

## 1982-83 15-13, 4-9 ACC (6th) Head Coach—Debbie Ryan

Home 9-3, Away 4-7, Neutral 2-3  
Stat Leaders: Cathy Grimes 17.1 ppg, 8.6 rpg

N 21	*GEORGIA TECH	W	80-59
N 29	UNC-GREENSBORO	W	92-50
N 30	at George Washington	W	76-57
D 3	VIRGINIA COMM. (6)	W	86-37
D 4	MOUNT ST. MARY'S (6)	W	68-62
D 9	at Richmond	W	78-63
D 17	vs. Georgia State (7)	W	61-60
D 18	vs. Tennessee Tech (7)	W	70-67
D 19	vs. Ohio State (7)	L	74-63
D 30	*at Duke	L	73-63
J 2	E. TENNESSEE STATE	WOT	70-65
J 5	*at #3 Maryland	L	90-75
J 8	VIRGINIA TECH	W	70-66
J 12	*at #20 NC State	L	67-55
J 15	*NORTH CAROLINA	WOT	78-74
J 19	at #6 Old Dominion	L	99-48
J 22	*CLEMSON	L	76-71
J 28	*at Wake Forest	W	79-69
F 2	*#5 MARYLAND	L	73-62
F 5	*DUKE	W	66-63
F 9	at James Madison	W	56-51
F 12	*at #20 North Carolina	L	88-78
F 14	*at Georgia Tech	L	55-54
F 17	GEORGE MASON	W	83-54
F 20	#18 Rutgers @	L	67-63
F 23	*at Clemson	LOT	86-84
F 26	*#16 NC STATE	L	84-69
M 4	#7 Maryland %	L	70-63

(6) Shoney's Cavalier Classic (Charlottesville, Va.)  
(7) South Florida Invitational (Tampa, Fla.) @Meadowlands, N.J.  
ACC Tournament (Fayetteville, N.C.)  
\* ACC regular-season contest

## 1983-84 22-7, 11-3 ACC (1st) Head Coach—Debbie Ryan

ACC Regular-Season Champions  
Home 13-1, Away 7-4, Neutral 2-2  
Stat Leaders: Cathy Grimes 18.6 ppg, 9.6 rpg

N 22	at George Mason	W	86-53
N 29	*at Duke	W	72-58
D 2	SCRANTON (6)	W	110-50
D 3	#15 PENN STATE (6)	W	88-69
D 7	*at Wake Forest	W	78-69
D 17	LIBERTY	W	81-37
D 19	at E. Tennessee State	WOT	71-68
D 29	at Boston College (8)	W	58-46
D 30	#10 Old Dominion (8)	L	79-50
J 4	Virginia Tech @	W	88-70
J 5	*#18 CLEMSON	W	83-75
J 8	JAMES MADISON	W	57-52
J 12	*#16 NC STATE	W	75-64
J 14	*at North Carolina	L	85-72
J 17	RICHMOND	W	79-55
J 21	*at #14 Clemson	W	77-76
J 23	*at Georgia Tech	W	75-65
J 26	#18 OLD DOMINION	L	74-58
J 31	*#16 MARYLAND	W	77-61
F 4	*DUKE	W	82-55
F 9	*#15 NORTH CAROLINA	W	88-72
F 11	*WAKE FOREST	W	82-66
F 15	*at #19 Maryland	L	82-51
F 18	*GEORGIA TECH	W	89-50
F 21	GEO. WASHINGTON	W	78-57
F 25	*at #15 NC State	L	70-66
M 2	vs. Georgia Tech %	W	75-58
M 3	vs. North Carolina %	L	96-68
M 17	at #16 NC State \$	L	86-73

@ Roanoke, Va.  
(6) Shoney's Cavalier Classic (Charlottesville, Va.)  
(8) Nike-Boston College Christmas Classic (Boston, Mass.)  
ACC Tournament (Fayetteville, N.C.)  
\* ACC regular-season contest \$NCAA Tournament

## 1984-85 21-8, 9-5 ACC (3rd) Head Coach—Debbie Ryan

Home 11-2, Away 6-5, Neutral 4-1  
Stat Leaders: Nancy Mayer 12.1 ppg; Cathy Grimes 6.4 rpg

N 24	MAINE	W	115-57
N 27	GEORGE MASON	W	87-49
N 30	*at Wake Forest	W	77-66
D 4	at #1 Old Dominion	L	80-58
D 7	*VIRGINIA COMM. (9)	W	81-46
D 8	UNC-CHARLOTTE (9)	W	57-56
D 20	at South Carolina	W	70-68
D 28	vs. Memphis State (10)	W	81-69
D 29	vs. Cleveland State (10)	W	99-59
D 31	vs. Illinois (10)	W	74-51
J 5	*at Duke	W	75-58
J 10	*at NC State	L	71-46
J 13	*NORTH CAROLINA	WOT	64-62
J 16	VIRGINIA TECH	W	62-74
J 19	*at Clemson	L	75-67
J 21	*at Georgia Tech	W	71-47
J 26	*WAKE FOREST	W	73-53
J 30	*at Maryland	W	63-50
F 2	*DUKE	W	74-66
F 5	*at North Carolina	L	77-75
F 9	LOUISVILLE	W	74-60
F 10	at James Madison	W	57-49
F 13	*MARYLAND	W	65-61
F 16	*GEORGIA TECH	W	97-67
F 20	*CLEMSON	L	66-63
F 23	*NC STATE	L	78-70
M 1	vs. Maryland %	W	64-53
M 2	vs. North Carolina %	L	76-55
M 16	at #13 Tennessee \$	L	65-55

(9) Investors' Classic (Charlottesville, Va.)  
(10) Women's Court Classic (Coral Gables, Fla.)  
% ACC Tournament (Fayetteville, N.C.)  
\* ACC regular-season contest \$NCAA Tournament

## 1985-86 26-3, 13-1 ACC (1st) Head Coach—Debbie Ryan

ACC Regular-Season Champions  
Home 13-2, Away 7-0, Neutral 6-1  
Stat Leaders: Daphne Hawkins 17.0 ppg; Trina Thomas 5.9 rpg

N 22	JAMES MADISON	W	71-57
N 24	*GEORGIA TECH	W	86-52
N 29	vs. #8 Auburn (11)	W	84-71
N 30	vs. Mercer (11)	W	93-52
D 3	#13 OLD DOMINION	W	86-71
D 6	WISCONSIN (9)	W	82-59
D 7	NORTHEASTERN (9)	W	61-42
D 10	Virginia Tech @	W	87-58
D 21	SOUTH CAROLINA	W	85-58
D 28	vs. Rhode Island (12)	W	80-57
D 29	at Syracuse (12)	W	84-61
J 4	UNC-CHARLOTTE	W	88-65
J 7	*#18 NC STATE	W	65-64
J 11	*at Clemson	WOT	96-89
J 13	#13 RUTGERS	W	75-63
J 18	*#20 DUKE	W	90-76
J 21	*at Wake Forest	W	75-42
J 25	*at #5 North Carolina	W	84-79
J 28	*MARYLAND	W	73-47
F 1	*at #18 Duke	W	81-67
F 5	*#15 NORTH CAROLINA	L	60-58
F 8	*at Maryland	W	80-75
F 12	*WAKE FOREST	W	66-59
F 15	*at Georgia Tech	W	82-64
F 19	*at NC State	W	70-62
F 22	*CLEMSON	W	90-79
M 1	vs. Georgia Tech %	W	90-64
M 2	vs. Maryland %	L	93-68
M 15	#17 JAMES MADISON \$	L	71-62

(9) Investors' Classic (Charlottesville, Va.) (11) Sunshine Classic (Orlando, Fla.)  
(12) Carrier Classic (Syracuse, N.Y.) @Roanoke, Va.  
% ACC Tournament (Fayetteville, N.C.)  
\* ACC regular-season contest \$NCAA Tournament





# ALL-TIME RESULTS



## 1986-87 26-5, 12-2 ACC (1st)

Head Coach—Debbie Ryan

### ACC Regular-Season Champions

Home 14-0, Away 9-4, Neutral 3-1

Stat Leaders: Daphne Hawkins 13.7 ppg; Laurie Carter 5.6 rpg

N 29	DUQUESNE	W	99-36
D 2	at #18 Old Dominion	W	75-59
D 5	MICHIGAN (9)	W	74-39
D 6	ST JOHN'S (9)	W	78-42
D 9	VIRGINIA TECH	W	73-43
D 11	at #15 James Madison	W	59-52
D 20	#2 LOUISIANA TECH	W	77-66
D 29	vs. #18 Illinois (13)	W	97-71
D 30	at Stanford (13)	W	69-66
J 1	at Univ. of Pacific	W	101-79
J 5	*#15 NC STATE	W	75-57
J 7	*WAKE FOREST	W	105-58
J 10	*NORTH CAROLINA	W	81-66
J 13	at #5 Rutgers	L	81-58
J 17	*at Georgia Tech	W	76-66
J 21	*at North Carolina	W	73-63
J 24	*DUKE	W	71-43
J 28	*at Maryland	W	63-61
J 31	*at Clemson	W	83-77
F 2	*at Wake Forest	W	70-61
F 7	*at #13 NC State	L	70-69
F 11	*GEORGIA TECH	W	78-56
F 14	*CLEMSON	W	82-66
F 16	DEPAUL	W	82-49
F 19	*MARYLAND	W	71-61
F 21	*at Duke	L	77-76
F 28	vs. Wake Forest %	W	70-56
M 1	vs. Maryland %	W	76-59
M 2	vs. #16 NC State %	L	57-56
M 15	MEMPHIS STATE \$	W	76-75
M 19	at #7 Tennessee \$ @	L	66-58

(9) Investors' Classic (Charlottesville, Va.)

(13) Cardinal Classic (Stanford, Calif.)

% ACC Tournament (Fayetteville, N.C.) \*ACC regular-season contest

\$ NCAA Tournament @NCAA MidEast Regional (Knoxville, Tenn.)

## 1987-88 27-5, 12-2 ACC (1st)

Head Coach—Debbie Ryan

### ACC Regular-Season Champions

Home 14-0, Away 9-2, Neutral 4-3

Stat Leaders: Daphne Hawkins 18.5 ppg; Dawn Bryant 8.6 rpg

N 28	AMERICAN	W	91-62
D 1	#20 OLD DOMINION	W	57-55
D 4	ALABAMA (9)	W	81-58
D 5	SYRACUSE (9)	W	87-50
D 8	at Virginia Tech	W	74-57
D 11	at Penn State	W	59-54
D 28	at Miami (Fla.) (14)	W	78-69
D 29	vs. #5 Iowa (14)	L	75-59
D 30	vs. #8 Rutgers (14)	W	80-73
J 4	NOTRE DAME	W	79-59
J 6	*WAKE FOREST	W	70-61
J 9	at DePaul	W	75-63
J 12	*#14 MARYLAND	W	84-66
J 16	*NC STATE	W	87-59
J 20	*GEORGIA TECH	W	90-69
J 23	*at #13 Duke	W	72-49
J 27	#20 JAMES MADISON	W	81-69
J 30	*at North Carolina	W	81-73
F 3	*at #12 Maryland	L	83-79
F 6	*CLEMSON	W	67-64
F 10	*at #16 Wake Forest	W	81-67
F 13	*at NC State	W	88-68
F 17	*NORTH CAROLINA	W	64-57
F 20	*at Clemson	L	85-77
F 25	*at Georgia Tech	W	91-68
F 27	*DUKE	W	79-67
M 5	vs. NC State %	W	82-64
M 6	vs. Clemson %	W	66-57
M 7	vs. #10 Maryland %	L	76-70
M 19	ST. JOHN'S \$	W	85-64
M 24	#8 Rutgers \$ @	W	89-75
M 26	#1 Tennessee \$ @	L	84-76

(9) Investors' Classic (Charlottesville, Va.)  
(14) Burger King/Orange Bowl Classic (Miami, Fla.)  
% ACC Tournament (Fayetteville, N.C.) \*ACC regular-season contest  
\$ NCAA Tournament @NCAA East Regional (Norfolk, Va.)

## 1988-89 21-10, 8-6 ACC (4th)

Head Coach—Debbie Ryan

Home 13-3, Away 6-5, Neutral 2-2

Stat Leaders: Dawn Staley 18.5 ppg; Dawn Bryant 7.7 rpg

N 26	ST. PETER'S	W	75-53
N 29	VIRGINIA TECH	W	75-73
D 2	ARIZONA (9)	W	87-58
D 3	GEORGETOWN (9)	W	107-44
D 6	at Old Dominion	L	87-68
D 10	at #3 Louisiana Tech	L	88-66
D 20	at Richmond	W	65-63
D 28	vs. Fordham (15)	W	98-86
D 29	at Villanova (15)	W	69-50
J 2	BUCKNELL	W	81-48
J 5	PENN STATE	W	85-76
J 7	*#20 DUKE	W	78-66
J 8	LIBERTY	W	102-61
J 11	*at #20 Clemson	W	64-63
J 14	*#19 NC STATE	L	103-86
J 18	*NORTH CAROLINA	W	92-64
J 21	*at Georgia Tech	L	105-80
J 24	*at #7 Maryland	L	86-73
J 28	*WAKE FOREST	W	80-74
F 1	*at North Carolina	W	87-79
F 4	*GEORGIA TECH	W	91-74
F 8	*at Wake Forest	W	94-76
F 11	*at Duke	W	99-81
F 15	*MARYLAND	LOT	104-99
F 18	*CLEMSON	L	93-84
F 21	VIRGINIA COMM.	W	77-61
F 25	*at #15 NC State	L	78-56
M 4	Wake Forest %	WOT	68-67
M 5	#5 Maryland %	L	89-66
M 19	WEST VIRGINIA \$	W	81-68
M 23	vs. #1 Tennessee \$ @	L	80-47

(9) Investors' Classic (Charlottesville, Va.)

(15) Wildcat Classic (Villanova, Pa.)

% ACC Tournament (Fayetteville, N.C.) \*ACC regular-season contest

\$ NCAA Tournament @NCAA East Regional (Bowling Green, Ky.)

## 1989-90 29-6, 11-3 ACC (2nd)

Head Coach—Debbie Ryan

### ACC Tournament Champions

#### Final Four

Stat Leaders: Dawn Staley 17.9 ppg; Heather Burge 6.7 rpg and

Dawn Staley 6.7 rpg

N 24	vs. Southern Illinois (16)	W	81-60
N 25	vs. #22 Vanderbilt (16)	W	76-74
N 26	at Hawaii (16)	L	88-78
D 1	HOLY CROSS (9)	W	72-71
D 2	#9 UNLV (9)	W	74-73
D 6	#18 OLD DOMINION	W	86-70
D 9	at James Madison	W	67-55
D 19	AUGUSTA	W	76-38
D 20	RICHMOND	W	76-62
D 28	vs. #13 Auburn (17)	W	61-59
D 29	at Rutgers (17)	WOT	72-71
J 3	at Virginia Tech	W	79-77
J 6	at Penn State	L	90-77
J 10	*#14 MARYLAND	W	82-79
J 11	MORGAN STATE	W	96-52
J 14	*at #12 NC State	W	70-66
J 16	*at Duke	L	84-74
J 20	*GEORGIA TECH	W	97-77
J 22	*at North Carolina	W	81-63
J 27	*WAKE FOREST	W	58-55
J 31	*CLEMSON	W	67-64
F 3	*at Georgia Tech	W	94-65
F 7	*at Wake Forest	W	62-61
F 10	*DUKE	W	86-62
F 15	*NORTH CAROLINA	W	95-46
F 17	*at Clemson	W	71-63
F 21	*at Maryland	L	63-60

F 24	*#9 NC STATE	L	77-64
M 3	vs. Georgia Tech %	W	73-65
M 4	vs. Clemson %	W	84-66
M 5	vs. #9 NC State %	WOT	67-64
M 17	PENN STATE \$	W	85-64
M 22	vs. #18 Providence \$ @	W	77-71
M 24	vs. #4 Tennessee \$ @	WOT	79-75
M 30	vs. #2 Stanford \$ FF	L	75-66

(9) Investors' Classic (Charlottesville, Va.)

(16) Wahine Classic (Honolulu, Hawaii)

(17) Bell Atlantic Tournament (New Brunswick, N.J.)

% ACC Tournament (Fayetteville, N.C.) \*ACC regular-season contest

\$ NCAA Tournament @NCAA East Regional (Norfolk, Va.)

FF Final Four (Knoxville, Tenn.)

## 1990-91 31-3, 14-0 ACC (1st)

Head Coach—Debbie Ryan

### ACC Regular-Season Champions

#### Final Four

Home 14-1, Away 10-0, Neutral 7-2

Stat Leaders: Tonya Cardoza 15.5 ppg; Tonya Cardoza and

Dawn Staley 6.1 rpg

N 24	at St. Peter's	W	91-59
N 28	VIRGINIA TECH	W	93-44
D 1	at #12 Texas	W	80-74
D 4	at Old Dominion	W	90-59
D 7	LAFAYETTE (18)	W	103-41
D 8	FLORIDA STATE (18)	W	92-77
D 19	ST. FRANCIS	W	102-45
D 20	MORGAN STATE	W	96-37
D 28	vs. Fla. International (19)	W	78-46
D 29	vs. Michigan State (19)	W	91-74
D 30	vs. Kansas (19)	W	97-51
J 3	#4 PENN STATE	L	73-71
J 5	*at Duke	W	92-56
J 9	*at #12 Clemson	W	81-75
J 12	*at #3 NC State	W (3ot)	123-120
J 16	*MARYLAND	W	76-59
J 19	*at Georgia Tech	W	98-72
J 24	*at Wake Forest	W	87-70
J 26	ST. JOHN'S	W	90-51
J 29	*at North Carolina	W	92-67
F 2	*GEORGIA TECH	W	98-94
F 6	*NORTH CAROLINA	W	97-60
F 9	*DUKE	W	86-61
F 14	*WAKE FOREST	W	98-66
F 16	*#23 CLEMSON	W	89-62
F 20	*at Maryland	W	111-74
F 23	*#7 NC STATE	W	95-78
M 2	vs. North Carolina %	W	90-69
M 3	vs. Clemson %	L	65-62
M 17	#14 S. AUSTIN \$	W	74-72
M 21	vs. #25 Oklahoma St. \$ @	W	76-61
M 23	vs. #24 Lamar \$ @	W	85-70
M 30	vs. #13 Connecticut \$ FF	W	61-55
M 31	vs. #4 Tennessee \$ FF	L (ot)	70-67

(18) Cavalier Classic (Charlottesville, Va.)

(19) Pepsi-Church's Holiday Classic (Miami, Fla.)

% ACC Tournament (Fayetteville, N.C.) \*ACC regular-season contest

\$ NCAA Tournament @NCAA Midwest Regional (Austin, Texas)

FF Final Four (New Orleans, La.)





# ALL-TIME RESULTS



## 1991-92 32-2, 15-1 ACC (1st) Head Coach—Debbie Ryan

### ACC Regular-Season Champions ACC Tournament Champions Final Four

Home 16-1, Away 12-0, Neutral 4-1

Stat Leaders: Heather Burge 17.2 ppg, 8.4 rpg

N 22	FAIRFIELD (18)	W	110-64
N 23	WEST VIRGINIA (18)	W	92-63
N 26	CANISIUS	W	92-36
N 30	at Temple	W	81-52
D 4	at Richmond	W	88-61
D 7	#13 TEXAS	W	77-47
D 19	VIRGINIA COMM.	W	101-55
D 28	at UCLA (20)	W	77-55
D 29	vs. Southern Cal (20)	W	71-52
J 3	*at Florida State	W	87-60
J 5	at #17 Auburn	W	77-70
J 8	*at North Carolina	W	83-68
J 11	*#12 NC STATE	W	101-70
J 15	*#3 MARYLAND	L	67-65
J 18	*#17 CLEMSON	W	85-52
J 22	*at Wake Forest	W	78-44
J 25	*GEORGIA TECH	W	79-74
J 27	*FLORIDA STATE	W	81-43
F 1	*at Duke	W	81-54
F 5	*WAKE FOREST	W	78-55
F 8	*at Georgia Tech	W	86-62
F 11	*at #1 Maryland	W	75-74
F 15	*DUKE	W	93-48
F 17	CONNECTICUT	W	64-43
F 22	*at #19 Clemson	W	85-81
F 26	*NORTH CAROLINA	W	65-52
F 29	*at NC State	W	76-74
M 7	vs. Duke %	W	81-55
M 8	vs. North Carolina %	W	74-55
M 9	vs. Georgia Tech %	W	70-69
M 22	#16 GEO. WASHINGTON \$	W	97-58
M 26	#14 WEST VIRGINIA \$ @	W	103-83
M 28	#13 VANDERBILT \$ @	W	70-58
A 4	vs. #3 Stanford \$ FF	L	66-65

(18) Cavalier Classic (Charlottesville, Va.)  
(20) LA Gear Classic (Los Angeles, Calif.)  
% ACC Tournament (Rock Hill, S.C.) \*ACC regular-season contest  
\$ NCAA Tournament @NCAA East Regional (Charlottesville, Va.)  
FF Final Four (Los Angeles, Calif.)

## 1992-93 26-6, 13-3 ACC (1st) Head Coach—Debbie Ryan

### ACC Regular-Season Champions ACC Tournament Champions

Home 15-0, Away 6-4, Neutral 5-2

Stat Leaders: Heather Burge 19.1 ppg, 7.7 rpg

D 1	TEMPLE	W	74-30
D 4	WILLIAM & MARY (21)	W	82-40
D 5	ST. JOSEPH'S (Pa.) (21)	W	64-53
D 8	at Virginia Tech	W	93-59
D 10	MORGAN STATE	W	110-49
D 12	VIRGINIA COMM.	W	94-53
D 21	RICHMOND	W	93-66
D 29	vs. UNC-Charlotte (22)	W	77-74
D 30	vs. #2 Vanderbilt (22)	L	66-62
J 2	at #13 Ohio State	L	91-84
J 6	*at Florida State	W	78-66
J 9	*DUKE	W	76-57
J 13	*at Clemson	L	61-60
J 17	*NC STATE	W	79-73
J 20	*at #5 Maryland	L	70-66
J 23	*at #24 Georgia Tech	W	107-81
J 27	*at Wake Forest	W	82-78
J 30	*FLORIDA STATE	W	76-68
F 3	*at #16 North Carolina	L	72-65
F 5	*GEORGIA TECH	W	88-53
F 9	*#12 NORTH CAROLINA	W	73-67
F 13	*at Duke	W	97-61
F 17	*WAKE FOREST	W	87-67
F 20	*#20 CLEMSON	W	87-70

F 23	*#12 MARYLAND	W	87-73
F 27	*at NC State	W	76-75
M 6	vs. Wake Forest %	W	74-46
M 7	vs. Clemson %	WOT	79-71
M 8	vs. #12 Maryland %	W3OT	106-103
M 21	FLORIDA \$	W	69-55
M 25	vs. #21 Georgetown \$ @	W	77-57
M 27	vs. #3 Ohio State \$ @	L	75-73

(21) Coca Cola/Holiday Inn Classic (Charlottesville, Va.)  
(22) Takit to Court Super Shootout (Hilton Head, S.C.)  
% ACC Tournament (Rock Hill, S.C.) \*ACC regular-season contest  
\$ NCAA Tournament @NCAA East Regional (Richmond, Va.)

## 1993-94 27-5, 15-1 ACC (1st) Head Coach—Debbie Ryan

### ACC Regular-Season Champions

Home 15-0, Away 6-4, Neutral 5-2

Stat Leaders: Heather Burge 19.1 ppg, 7.7 rpg

N 27	PENNSYLVANIA	W	92-66
N 28	ROBERT MORRIS	W	86-59
D 3	MARSHALL (21)	W	105-73
D 4	TOLEDO (21)	W	95-64
D 8	VIRGINIA TECH	W	78-66
D 11	at #15 Connecticut	L	74-63
D 21	*FLORIDA STATE	W	86-56
D 29	CREIGHTON	W	63-60
D 30	at St. Joseph's	L	71-56
J 3	*CLEMSON	W	69-65
J 8	OHIO STATE	W	68-65
J 12	*at North Carolina	W	77-75
J 15	*at N.C. State	W	70-44
J 18	*MARYLAND	W	68-56
J 22	*GEORGIA TECH	W	88-75
J 25	*at Duke	W	87-66
J 29	*WAKE FOREST	W	80-55
J 31	at Va. Commonwealth	W	76-46
F 4	*at Florida State	W	59-50
F 6	*at Georgia Tech	W	82-54
F 9	*NORTH CAROLINA	W	83-74
F 12	*DUKE	W	73-60
F 15	*at Wake Forest	W	62-54
F 19	*at Clemson	L	70-61
F 27	*at Maryland	W	86-83
F 27	*NC STATE	W	81-58
M 5	*vs. Wake Forest %	W	73-54
M 6	*vs. Maryland %	W	63-45
M 7	*vs. North Carolina %	L	77-60
M 16	LOYOLA \$	W	72-47
M 19	SW MISSOURI STATE \$	W	67-63
M 24	vs. Southern Cal @	L	85-66

(21) Coca Cola/Holiday Inn Classic (Charlottesville, Va.)  
(22) Takit to Court Super Shootout (Hilton Head, S.C.)  
% ACC Tournament (Rock Hill, S.C.) \*ACC regular-season contest  
\$ NCAA Tournament @NCAA East Regional Fayetteville, Ark.)

## 1994-95 27-5, 16-0 ACC (1st) Head Coach—Debbie Ryan

### ACC Regular-Season Champions

Home 14-0, Away 9-2, Neutral 4-3

Stat Leaders: Wendy Palmer 17.6 ppg, 10.5 rpg

N 25	vs. #16 Kansas (16)	L	86-84
N 26	vs. Arizona (16)	W	60-56
N 27	vs. Tennessee Tech (16)	W	75-54
D 3	RIDER	W	115-60
D 4	AMERICAN	W	89-38
D 9	vs. #1 Tennessee (24)	L	84-73
D 10	at Richmond (24)	W	78-50
D 20	RADFORD	W	88-48
D 29	FORDHAM	W	105-55
J 1	*at Clemson	W	76-67
J 5	*WAKE FOREST	W	96-39
J 7	*at NC State	W	81-73
J 10	*DUKE	W	78-62
J 13	at Virginia Tech	L	69-62
J 17	*at Florida State	W	76-60
J 21	*GEORGIA TECH	W	73-53

J 25	*at Maryland	W	82-48
J 28	*CLEMSON	W	78-55
J 31	*#5 NORTH CAROLINA	W	80-64
F 3	*at Wake Forest	W	88-58
F 5	*at #5 North Carolina	W	88-78
F 9	*NC STATE	W	80-68
F 12	*at Duke	W	67-61
F 18	*FLORIDA STATE	W	79-45
F 20	*at Georgia Tech	W	61-53
F 26	*MARYLAND	W	56-41
M 3	vs. Maryland %	W	68-46
M 4	vs. #22 Duke %	LOT	83-82
M 16	DARTMOUTH \$	W	71-68
M 18	#17 FLORIDA \$	W	72-67
M 23	vs. #8 Louisiana Tech \$ @	W	63-62
M 25	at #1 Connecticut \$ @	L	67-63

(16) Wahine Classic (Honolulu, Hawaii)  
(24) Central Fidelity Classic (Richmond, Va.)  
% ACC Tournament (Rock Hill, S.C.) \*ACC regular-season contest  
\$ NCAA Tournament @NCAA East Regional (Storrs, Conn.)

## 1995-96 26-7, 13-3 ACC (1st) Head Coach—Debbie Ryan

### ACC Regular-Season Champions

Home 15-3, Away 9-3, Neutral 2-1

Stat Leaders: Tora Suber 17.6 ppg; Wendy Palmer 11.2 rpg

N 19	at #6 Tennessee (25)	L	78-51
N 25	PITTSBURGH	W	103-56
N 29	CLEVELAND ST.	W	120-53
D 2	#6 GEORGIA	W	94-65
D 6	VIRGINIA TECH	W	80-38
D 9	at #4 Vanderbilt	L	72-65
D 19	NORTHEASTERN	W	81-20
D 20	COPPIN ST.	W	87-42
D 29	at UCLA (26)	W	77-55
D 30	Southern California (26)	W	78-68
J 2	*CLEMSON	L	63-59
J 4	*at Wake Forest	W	80-70
J 8	*at #6 Duke	W	61-60
J 12	*#13 NC STATE	W	77-69
J 13	at Rider	W	79-44
J 16	*FLORIDA STATE	W	91-58
J 20	*at Georgia Tech	W	79-58
J 24	*MARYLAND	W	75-46
J 28	*at #18 Clemson	L	57-45
J 31	*NORTH CAROLINA	W	87-71
F 7	*at #15 NC State	W	72-60
F 10	*#14 DUKE	L	72-69
F 12	*at North Carolina	W	83-70
F 16	*at Florida State	W	81-40
F 19	*WAKE FOREST	W	77-55
F 20	*GEORGIA TECH	W	80-62
F 24	*at Maryland	W	77-53
M 1	vs. Florida State %	W	83-50
M 2	vs. #22 Clemson %	L	75-67
M 15	MANHATTAN \$	W	100-55
M 17	GEO. WASHINGTON \$	W	62-43
M 23	#6 OLD DOMINION \$ @	W	72-60
M 25	#4 TENNESSEE \$ @	L	52-46

(25) State Farm Hall of Fame Classic (Knoxville, Tenn.)  
(26) ACC/Pac 10 Challenge (Los Angeles, Calif.)  
% ACC Tournament (Rock Hill, S.C.) \*ACC regular-season contest  
\$ NCAA Tournament @NCAA East Regional (Charlottesville, Va.)



# ALL-TIME RESULTS



## 1996-97 23-8, 12-4 ACC (2nd) Head Coach—Debbie Ryan

Home 12-2, Away 9-4, Neutral 2-2

Stat Leaders: Tora Suber 14.9 ppg; DeMya Walker 7.5 rpg

N 22	at Pittsburgh	W	64-55
N 24	at American	L	69-67
N 26	ST. FRANCIS (Pa.)	W	71-33
D 1	#7 VANDERBILT	W	65-49
D 4	at #5 Georgia	L	77-56
D 7	*WAKE FOREST	W	73-57
D 19	RIDER	W	96-41
D 20	NC A & T	W	82-36
D 29	vs. Alabama State (27)	W	106-21
D 30	at Fla. International (27)	W	85-64
J 4	*#21 CLEMSON	L	58-44
J 6	*#14 DUKE	W	62-55
J 9	*MARYLAND	W	60-42
J 11	*at #11 NC State	W	64-62
J 16	*GEORGIA TECH	W	74-53
J 19	*at Florida State	W	67-57
J 22	*at Wake Forest	W	74-43
J 27	*#6 NORTH CAROLINA	L	75-71
J 29	*at #17 Clemson	W	75-65
F 3	*at Maryland	W	73-49
F 6	at Virginia Tech	W	90-41
F 9	*NC State	W	91-66
F 13	*at Georgia Tech	L	72-60
F 16	*FLORIDA STATE	W	73-44
F 19	*at #22 Duke	W	86-56
F 23	*at #4 North Carolina	L	70-65
F 28	vs. Georgia Tech %	W	77-63
M 1	vs. #22 Clemson %	LOT	77-75
M 14	Troy State \$	W	96-74
M 16	UTAH \$	W	65-46
M 22	vs. #3 Stanford \$ @	L	91-69

(27) Florida International Holiday Classic (Miami, Fla.)  
% ACC Tournament (Charlotte, N.C.) \*ACC regular-season contest  
\$ NCAA Tournament @NCAA West Regional (Missoula, Mont.)

## 1997-98 19-10, 9-7 ACC (5th) Head Coach—Debbie Ryan

Home 10-3, Away 8-5, Neutral 1-2

Stat Leaders: DeMya Walker 16.3 ppg, 8.4 rpg

N 16	WILLIAM & MARY	W	71-57
N 21	KENT	W	67-54
N 23	WEST VIRGINIA	W	59-58
N 25	VIRGINIA TECH	W	64-49
N 29	at Virginia Comm.	W	61-54
D 3	at St. Francis (Pa.)	W	79-60
D 6	*at Georgia Tech	L	84-65
D 8	MT. ST. MARY'S	W	63-37
D 28	at California	W	81-66
D 30	at Santa Clara	W	62-60
J 2	*FLORIDA STATE	W	75-62
J 5	*at Clemson	L	74-67
J 8	*MARYLAND	W	86-60
J 11	*#17 NC STATE	L	67-59
J 15	*at #7 North Carolina	W3OT	105-100
J 18	*WAKE FOREST	W	65-55
J 23	*at #24 Duke	L	93-66
J 27	#3 Old Dominion +	L	80-51
J 30	*GEORGIA TECH	W	93-57
F 1	*at Florida State	WOT	83-76
F 5	*#22 CLEMSON	W	72-55
F 9	*at Maryland	W	47-45
F 12	*at #11 NC State	L	70-63
F 15	*#5 NORTH CAROLINA	L2OT	84-85
F 18	*at Wake Forest	W	60-51
F 22	*#11 DUKE	LOT	85-78
F 27	vs. #10 North Carolina %	L	76-56
M 13	vs. Southern Methodist \$	W	77-68
M 15	at #9 Arizona \$	L	94-77

+ Richmond, Va.  
% ACC Tournament (Charlotte, N.C.)  
\* ACC regular-season contest  
\$ NCAA Tournament (Tucson, Ariz.)

## 1998-99 20-9, 12-4 ACC (2nd) Head Coach—Debbie Ryan

Home 12-3, Away 7-4, Neutral 1-2

Stat Leaders: DeMya Walker 15.0 ppg, 8.5 rpg

N 15	at West Virginia	W	85-72
N 22	at Arkansas State	L	86-77
N 24	VIRGINIA COMM.	W	99-57
N 28	CALIFORNIA	W	70-55
N 30	at Virginia Tech	L	81-65
D 4	*WAKE FOREST	W	65-45
D 11	TOWSON	W	102-44
D 21	RADFORD	W	96-56
D 28	BROWN (28)	W	111-49
D 29	AUBURN (28)	L	79-61
J 2	*at #10 Clemson	WOT	67-66
J 4	*at #13 Duke	L	84-68
J 9	*MARYLAND	W	69-63
J 11	*at NC State	W	60-46
J 14	*GEORGIA TECH	W	82-62
J 18	*at #7 North Carolina	L	79-68
J 22	*at Florida State	W	80-71
J 24	BAYLOR	W	80-51
J 28	*at Wake Forest	W	81-50
J 31	*#15 CLEMSON	W	75-55
F 4	*#9 DUKE	L	66-56
F 8	*at Maryland	W	69-55
F 10	*NC STATE	W	67-53
F 14	*#14 NORTH CAROLINA	LOT	82-80
F 18	*at Georgia Tech	W	86-73
F 21	*FLORIDA STATE	W	73-55
F 27	vs. Wake Forest %	W	71-67
F 28	vs. #13 North Carolina %	L	83-70
M 12	vs. #18 Penn State \$	L	82-69

(28) Nationwide Cavalier Classic (Charlottesville, Va.)  
% ACC Tournament (Charlotte, N.C.) \*ACC regular-season contest  
\$ NCAA Tournament (Ruston, La.)

## 1999-00 25-9, 13-3 ACC (1st) Head Coach—Debbie Ryan

### ACC Regular-Season Champions

Home 16-1, Away 6-5, Neutral 3-3

Stat Leaders: Schuye LaRue, 14.4 ppg, 8.0 rpg

N 21	ST. JOSEPH'S	L	73-61
N 26	vs. Grambling (16)	W	100-79
N 27	vs. Texas (16)	L	78-73
N 28	vs. Washington (16)	W	85-64
D 2	at William & Mary	W	71-42
D 5	*at #22 Duke	L	83-62
D 7	LOYOLA	W	77-63
D 10	at #21 Old Dominion	L	86-65
D 20	VIRGINIA TECH	W	67-62
D 27	SIENA	W	83-43
D 29	BUTLER (28)	W	88-54
D 30	SYRACUSE (28)	W	70-59
J 3	*GEORGIA TECH	W	83-70
J 6	*#9 NORTH CAROLINA	W	87-68
J 9	*at Florida State	W	76-73
J 15	*MARYLAND	W	76-68
J 17	*at #3 NC State	W	80-73
J 20	*CLEMSON	W2OT	77-74
J 24	at Kent	L	85-74
J 27	*at Wake Forest	W	58-47
J 30	*#9 DUKE	W	61-49
F 3	*at Georgia Tech	W	66-65
F 7	*at North Carolina	LOT	66-63
F 10	*FLORIDA STATE	W	74-59
F 13	ARKANSAS STATE	W	57-55
F 17	*at Clemson	W	72-63
F 20	*#7 NC STATE	W	60-51
F 24	*at Maryland	L	76-71
F 27	*WAKE FOREST	W	77-71
M 3	vs. Wake Forest %	W	72-47
M 5	vs. North Carolina %	L	67-63
M 17	PEPPERDINE \$	W	74-62
M 19	#17 BOSTON COLLEGE \$	W	74-70
M 25	vs. #2 Tennessee \$ @	L	77-56

(16) Wahine Classic (Honolulu, Hawaii)  
(28) Nationwide Cavalier Classic (Charlottesville, Va.)  
% ACC Tournament (Greensboro, N.C.) \*ACC regular-season contest  
\$ NCAA Tournament @NCAA Mid-east Regional (Memphis, Tenn.)

## 2000-01 18-14, 8-8 ACC (5th) Head Coach—Debbie Ryan

Home 12-3, Away 6-7, Neutral 0-4

Stat Leaders: Schuye LaRue, 18.1 ppg, 11.8 rpg

N 10	MT. ST. MARY'S #	W	100-61
N 12	GEO. WASHINGTON #	W	72-66
N 19	#8 Louisiana Tech !	L	72-59
N 20	Texas !	L2OT	56-55
N 25	at Loyola	W	62-46
N 27	ST. FRANCIS	W	116-63
N 30	at Virginia Tech	L	57-56
D 3	OLD DOMINION	W	78-67
D 6	at St. Joseph's	W	62-58
D 9	*at Wake Forest	W	77-61
D 20	LIBERTY	W	73-46
D 28	at UC-Santa Barbara	L	78-66
D 29	at Cal State-Northridge	W	75-69
J 2	*#16 NC STATE	W	77-64
J 5	*MARYLAND	W	82-41
J 7	*at Georgia Tech	L	70-65
J 11	*at North Carolina	W	78-76
J 15	*#16 CLEMSON	L	87-71
J 18	RICHMOND	W	83-76
J 22	*#5 DUKE	L	71-68
J 24	*at Florida State	L	58-60
J 28	*WAKE FOREST	W2OT	76-73
F 1	*at NC State	L	71-56
F 5	*at Maryland	W	69-56
F 8	*GEORGIA TECH	L	87-70
F 11	*NORTH CAROLINA	W	76-73
F 15	*at Clemson	L	78-71
F 19	HAMPTON	W	75-72
F 22	*at #17 Duke	L	76-53
F 25	*FLORIDA STATE	W	77-65
M 3	vs. Florida State %	L	83-77
M 17	vs. Michigan \$	LOT	81-71

# Preseason WNIT (Charlottesville, Va.)  
! Preseason WNIT (West Lafayette, Ind.)  
% ACC Tournament (Greensboro, N.C.) \*ACC regular-season contest  
\$ NCAA Tournament (Notre Dame, Ind.)



# ALL-TIME RESULTS



## 2001-02 17-13, 9-7 ACC (T3rd) Head Coach—Debbie Ryan

Home 10-4, Away 5-7, Neutral 2-2

Stat Leaders: Telisha Quarles 15.7 ppg; Brandi Teamer 8.9 rpg		
N 16	at Hampton	W 51-48
N 19	at Richmond	L 77-72
N 20	LIBERTY	W 69-52
N 24	at Rutgers	L 53-48
N 26	HOWARD	W 76-51
N 29	VIRGINIA TECH	W 60-58
D 2	UC-SANTA BARBARA	W 72-71
D 6	*#11 DUKE	L 107-73
D 18	OHIO STATE	LOT 88-79
D 20	FLA INTERNATIONAL	W 78-65
D 28	vs. Long Island (29)	W 73-40
D 29	at #25 Tulane (29)	L 74-63
J 2	*at NC State	W 68-52
J 7	*CLEMSON	L 79-68
J 10	*at Georgia Tech	L 92-61
J 13	*WAKE FOREST	W 65-51
J 17	*at Maryland	W 52-44
J 20	*at #6 Duke	L 86-69
J 23	*FLORIDA STATE	W 66-62
J 27	*at #21 North Carolina	L 79-64
F 3	*NC STATE	W 61-57
F 7	*at Clemson	L 73-65
F 11	*GEORGIA TECH	W 85-79
F 14	*at Wake Forest	WOT 61-55
F 17	*MARYLAND	W 76-59
F 21	*#19 NORTH CAROLINA	L 78-68
F 24	*at Florida State	W 57-54
M 2	vs. Georgia Tech %	W 60-58
M 3	vs. #4 Duke %	L 71-67
M 16	vs. Iowa \$	L 69-62
(29)	Tulane DoubleTree Classic (New Orleans, La.)	
%	ACC Tournament (Greensboro, N.C.) *ACC regular-season contest	
\$	NCAA Tournament (Storrs, Conn.)	

## 2002-03 17-14, 9-7 ACC (3rd) Head Coach—Debbie Ryan

Home 11-2, Away 3-11, Neutral 3-1

Stat Leaders: Cherrise Graham 14.8 ppg; Brandi Teamer 6.9 rpg		
N 22	at #22 Old Dominion	W 63-55
N 24	ST. JOSEPH'S	W 66-37
N 26	at Liberty	LOT 77-69
N 30	LONG ISLAND	W 57-46
D 3	at Virginia Tech	L 72-56
D 6	RUTGERS	W 68-64
D 16	FURMAN	L 58-56
D 18	at Ohio State	L 73-60
D 28	vs. #25 Michigan (30)	W 78-64
D 29	at Florida (30)	L 81-68
J 2	*at Clemson	L 63-62
J 5	*at Wake Forest	L 77-66
J 9	*#1 DUKE	L 60-59
J 12	*at NC State	L 50-49
J 16	*GEORGIA TECH	W 74-63
J 19	*MARYLAND	W 69-58
J 23	*at Florida State	L 55-46
J 26	GEORGETOWN	W 69-57
J 30	*at #7 North Carolina	L 74-54
F 3	*CLEMSON	W 69-54
F 6	*WAKE FOREST	W 64-44
F 10	*at #2 Duke	L 75-48
F 13	*NC STATE	W 58-54
F 16	*at Georgia Tech	W 56-54
F 20	*at Maryland	W 71-67
F 23	*FLORIDA STATE	W 63-54
M 2	*#8 NORTH CAROLINA	W 69-59
M 8	vs. NC State %	W 66-56
M 9	vs. #11 North Carolina %	L 88-78
M 22	vs. Illinois \$	W 72-56
M 24	at #4 Tennessee \$	L 81-51
(30)	Florida's State Farm Classic (Gainesville, Fla.)	
%	ACC Tournament (Greensboro, N.C.) *ACC regular-season contest	
\$	NCAA Tournament (Knoxville, Tenn.)	

## 2003-04 13-16, 6-10 ACC (7th) Head Coach—Debbie Ryan

Home 7-7, Away 5-6, Neutral 1-3

Stat Leaders: Brandi Teamer 11.5 ppg, 5.6 rpg		
N 21	UNC GREENSBORO	W 71-44
N 23	VIRGINIA TECH	L 63-62
N 28	vs. #21/18 Arizona (31)	W 70-65
N 29	vs. #2 Texas (31)	L 74-54
N 30	vs. Hartford (31)	L 74-63
D 5	at Long Island	W 76-59
D 18	at St. Joseph's	L 74-67
D 20	WAGNER	W 87-53
D 28	TEMPLE (32)	W 72-71
D 29	#7/6 MINNESOTA (32)	L 73-53
J 2	*CLEMSON	L 58-55
J 4	*at Maryland	L 69-55
J 7	RADFORD	W 70-35
J 12	*GEORGIA TECH	W 60-59
J 15	*at NC State	W 66-62
J 18	*#1/2 DUKE	L 63-52
J 23	*at Florida State	WOT 82-80
J 25	*at Clemson	L 60-56
J 29	*#10/11 NO. CAROLINA	L 75-70
F 1	*at Wake Forest	W 62-61
F 5	*MARYLAND	W 64-51
F 8	*at Georgetown	W 52-45
F 12	*at Georgia Tech	L 65-56
F 15	*NC STATE	L 72-67
F 19	*at #4 Duke	L 87-54
F 22	*FLORIDA STATE	L 73-71
F 26	*WAKE FOREST	W 75-61
F 29	*at #11 North Carolina	L 70-64
M 6	vs. #10 North Carolina %	L 64-45
(31)	Rainbow Wahine Classic (Honolulu, Hawaii)	
(32)	Cavalier Classic (Charlottesville, Va.)	
%	ACC Tournament (Greensboro, N.C.) *ACC regular-season contest	

## 2004-05 21-11, 8-6 ACC (5th) Head Coach—Debbie Ryan

Home 12-4, Away 6-4, Neutral 3-3

Stat Leaders: Brandi Teamer 12.7 ppg; Jocelyn Logan-Friend 7.6 rpg		
N 11	vs. Arizona State (33)	L 60-50
N 12	vs. Maine (33)	W 72-62
N 19	at Cleveland State	W 65-55
N 23	DELAWARE STATE	W 74-47
N 27	RICHMOND	L 66-57
N 30	LIBERTY	W 67-58
D 4	vs. #24 Houston (34)	L 67-64
D 5	at Northwestern (34)	W 76-55
D 10	OLD DOMINION	W 72-64
D 21	ST. FRANCIS	W 84-50
D 28	ALBANY (35)	W 59-34
D 29	JAMES MADISON (35)	W 98-52
J 2	SOUTH CAROLINA	W 66-49
J 6	*at Wake Forest	W (ot) 85-83
J 10	*at Georgia Tech	W 61-38
J 14	*#1 DUKE	L 87-65
J 16	*CLEMSON	W 68-49
J 20	*at #16/18 Maryland	L 63-60
J 23	DARTMOUTH	W 83-70
J 28	*VIRGINIA TECH	W 70-67
J 31	*at #24/19 Florida State	W 77-62
F 3	*at #25 NC State	L 62-56
F 7	*#8/6 NORTH CAROLINA	L 76-56
F 10	*MIAMI	L 66-60
F 13	*at Virginia Tech	W 61-58
F 20	*#20/21 MARYLAND	W 63-61
F 24	*at #8/4 North Carolina	L 89-60
F 27	*WAKE FOREST	W 57-54
M 5	vs. Florida State %	W (ot) 71-67
M 6	vs. #4/3 North Carolina %	L 78-72
M 19	vs. Old Dominion (36)	W 79-57
M 21	at #12 Minnesota (36)	L 73-58
(33)	Women's Sports Foundation Classic (Baton Rouge, La.)	
(34)	Mildred & Roger L. White Invitational (Evanston, Ill.)	
(35)	Cavalier Classic (Charlottesville, Va.)	
%	ACC Tournament (Greensboro, N.C.) *ACC regular-season contest	
(36)	NCAA Tournament (Minneapolis, Minn.)	

## 2005-06 20-12, 5-9 ACC (9th) Head Coach—Debbie Ryan

Home 11-5, Away 7-5, Neutral 2-2

Stat Leaders: Siedah Williams 11.7 ppg; Tiffany Sardin 6.8 rpg		
N 18	at George Washington	W 66-53
N 20	WRIGHT STATE	W 74-56
N 25	vs. Alabama (37)	W 69-48
N 26	vs. #12 Minnesota (37)	L 69-64
D 3	HARVARD	W 54-48
D 7	at Seton Hall	W 59-39
D 18	at Richmond	W 66-45
D 20	MARSHALL	W 67-35
D 28	YALE (38)	W 92-41
D 29	HOLY CROSS (38)	W 80-39
J 2	MIDDLE TENNESSEE	W 79-63
J 4	at Marquette	W 64-56
J 8	*at Florida State	L 60-46
J 13	*#25 NC STATE	L 73-63
J 16	*at #18/23 Virginia Tech	W 78-59
J 20	*#6/6 MARYLAND	LOT 84-74
J 22	*at Miami	W 77-65
J 26	*at #24 Boston College	L 57-43
J 29	*FLORIDA STATE	L 67-48
F 2	*VIRGINIA TECH	L 65-54
F 5	*at #6/6 Maryland	L 85-71
F 10	*at #2/2 Duke	L 88-65
F 12	*#1/1 NORTH CAROLINA	L 72-60
F 14	LONGWOOD	W 93-42
F 18	*at Wake Forest	W 81-70
F 23	*GEORGIA TECH	W 57-51
F 26	*CLEMSON	W 83-64
M 2	vs. #25 Boston College%	W 57-54
M 3	vs. #1/1 North Carolina%	L 82-56
M 18	ST. JOSEPH'S (39)	W 48-42
M 22	MIAMI (39)	W 83-72
M 24	at Pittsburgh (40)	L 68-58
(37)	Paradise Jam (St. Thomas, U.S. Virgin Islands)	
(38)	Cavalier Classic (Charlottesville, Va.)	
(39)	WNIT First & Second Rds. (Charlottesville, Va.)	
(40)	WNIT Quarterfinal (Pittsburgh, Pa.)	
%	ACC Tournament (Greensboro, N.C.) *ACC regular-season contest	





# ALL-TIME RESULTS



## 2006-07 19-15, 5-9 ACC (8th)

### Head Coach—Debbie Ryan

Home 13-6, Away 4-7 Neutral 2-2

Stat Leader: Lyndra Littles 17.3 ppg, 8.8 rpg

N 10	at Rhode Island	W	69-56
N 12	OLD DOMINION	W	92-72
N 17	MARQUETTE	W	84-76
N 20	LIBERTY	L	75-71
N 24	vs. South Dakota St. (41)	L	62-55
N 25	vs. Central Florida (41)	W	76-47
N 29	TEMPLE	W	71-65
D 2	SETON HALL	W	85-65
D 5	at Marshall	W	75-58
D 16	CLEVELAND STATE	W	100-60
D 18	#6/6 CONNECTICUT	L	96-60
D 28	MAINE (42)	W	86-66
D 29	UAB (42)	W	81-63
J 3	at Richmond	L	73-70
J 8	*at #2/2 North Carolina	L	96-62
J 11	*WAKE FOREST	W	77-70
J 14	*BOSTON COLLEGE	WOT	65-63
J 19	*at #3/3 Maryland	L	95-68
J 22	*VIRGINIA TECH	L	60-58
J 25	*at NC State	L	71-60
J 28	*at Florida State	L	63-47
F 2	*#1/1 DUKE	L	76-61
F 4	*MIAMI	W	73-60
F 6	NORTH FLORIDA	W	90-57
F 11	*#6/6 MARYLAND	L	83-74
F 15	*at Virginia Tech	W	79-76
F 18	*FLORIDA STATE	L	79-77
F 22	*at Georgia Tech	L	73-49
F 25	*at Clemson	W	86-85
M 1	vs. Clemson%	W	89-82
M 2	vs. #1/1 Duke%	L	79-58
M 19	CHARLOTTE (43)	W	74-72
M 22	SOUTH FLORIDA (43)	W	73-71
M 25	at Wisconsin (44)	L	84-78

(41) Junkanoo Jam (Freeport, The Bahamas)  
(42) Marriott Cavalier Classic (Charlottesville, Va.)  
% ACC Tournament (Greensboro, N.C.) \*ACC regular-season contest  
(43) WNIT First & Second Rds. (Charlottesville, Va.)  
(44) WNIT Quarterfinal (Madison, Wis.)

## 2007-08 24-10, 10-4 ACC (T-3rd)

### Head Coach—Debbie Ryan

Home 14-3, Away 6-4, Neutral 4-3

Stat Leaders: Monica Wright 17.6 ppg, Aisha Mohammed 9.2 rpg

N 10	LONGWOOD	W	62-49
N 12	#13 GEO. WASHINGTON	L	70-68
N 15	at South Carolina	L	66-64
N 18	RICHMOND	W	80-59
N 23	vs. #21/22 Texas (45)	W	86-83
N 24	vs. Minnesota (45)	W	73-62
N 25	vs. Hartford (45)	L	70-53
N 30	WISCONSIN	W	84-60
D 2	FAIRLEIGH DICKINSON	W	83-35
D 5	at #2/2 Connecticut	L	75-54
D 20	DAVIDSON	W	83-68
D 28	DELAWARE STATE (46)	W	71-54
D 29	MARSHALL (46)	W	78-56
J 2	at Rider	W	98-51
J 6	*at Wake Forest	W	69-50
J 9	RHODE ISLAND	W	89-53
J 13	*VIRGINIA TECH	W	70-57
J 18	*#4 MARYLAND	L	74-62
J 21	*at Miami	W	79-68
J 26	*at Florida State	WOT	69-66
F 1	*NC STATE	W	74-49
F 4	MOREHEAD STATE	W	88-43
F 8	*at #4 Maryland	L	86-80
F 10	*FLORIDA STATE	W	77-58
F 15	*#3 NORTH CAROLINA	L	90-82
F 17	*at Virginia Tech	W	62-53
F 21	*CLEMSON	W	83-71
F 24	*at #12 Duke	L	78-70

F 28	*at Boston College	W	67-57
M 2	*GEORGIA TECH	W2OT	103-101
M 7	vs. Georgia Tech%	W	52-43
M 8	vs. #2 North Carolina %	L	80-65
M 23	vs. UC Santa Barbara (47)	W	86-52
M 25	vs. #11 Old Dominion(47)	L	88-85

(45) Rainbow Wahine Classic (Honolulu, Hawaii)  
(46) Marriott Cavalier Classic (Charlottesville, Va.)  
(47) 2008 NCAA Tournament (Norfolk, Va.)  
% ACC Tournament (Greensboro, N.C.) \*ACC regular-season contest

## 2008-09 24-10, 8-6 ACC (T-5th)

### Head Coach—Debbie Ryan

Home 15-2, Away 6-5, Neutral 3-3

Stat Leaders: Monica Wright 20.5ppg, Aisha Mohammed 10.1 rpg

N 14	HIGH POINT	W	78-48
N 17	at #5 Tennessee	W	83-82
N 21	at #25 Old Dominion	L	78-70
N 24	COLORADO	W	77-43
N 28	vs. Utah (48)	W	65-57
N 29	at Marquette (48)	W	76-71
N 30	vs. Gonzaga (48)	L	69-62
D 4	at Illinois (49)	W	63-39
D 6	EAST CAROLINA	W	80-67
D 18	MONMOUTH	W	73-45
D 21	MOUNT ST. MARY'S	W	65-55
D 28	RIDER (50)	W	83-38
D 29	LOUISIANA TECH (50)	W	68-52
J 2	GEORGIA	W	62-60
J 5	ST. FRANCIS (PA.)	W	82-66
J 11	*#25 WAKE FOREST	W	77-59
J 16	*at #2 North Carolina	L	103-74
J 21	*at Virginia Tech	W	75-69
J 23	*#22 FLORIDA STATE	L	80-75
J 26	*at Clemson	W	75-67
J 30	*#8 MARYLAND	W	89-81
F 1	LONGWOOD	W	88-50
F 5	*#4 DUKE	L	81-67
F 8	*VIRGINIA TECH	W	69-61
F 12	*at #9 Maryland	L	94-78
F 15	*at NC State	L	60-54
F 19	*MIAMI	WOT	84-75
F 22	*BOSTON COLLEGE	W	90-70
F 24	*at #11 Florida State	W	68-63
M 1	*at Georgia Tech	L	74-66
M 5	vs. Virginia Tech %	W	66-57
M 6	vs. #8 Duke %	L	76-53
M 21	vs. Marist (51)	W	68-61
M 23	vs. #13 California (51)	L	99-73

(48) WBCA Classic (Milwaukee, Wis.)  
(49) ACC/Big Ten Challenge (Champaign, Ill.)  
(50) Marriott Cavalier Classic (Charlottesville, Va.)  
% ACC Tournament (Greensboro, N.C.) \*ACC regular-season contest  
(51) 2009 NCAA Tournament (Los Angeles, Calif.)

## 2009-10 21-10, 9-5 ACC (3rd)

### Head Coach—Debbie Ryan

Home 13-4, Away 6-4, Neutral 2-2

Stat Leaders: Monica Wright 23.7 ppg, 6.5 rpg

N 13	at UMBG	W	68-57
N 15	MANHATTAN	W	86-68
N 18	USC UPSTATE	W	110-63
N 22	#6 TENNESSEE	L	77-63
N 26	vs. Indiana (52)	W	84-79
N 27	vs. South Dakota State (52)	W	78-66
D 3	PURDUE (53)	W	56-49
D 6	JAMES MADISON	L	75-73
D 8	FURMAN	W	74-43
D 20	at #12 Georgia	L	69-53
D 28	SAMFORD (54)	W	69-60
D 29	LIBERTY (54)	W	63-54
J 2	at Colorado	W	74-59
J 4	ST. BONAVENTURE	W	72-64
J 7	*at #11 Florida State	L	68-50

J 11	*MARYLAND	L	61-60
J 18	*at Virginia Tech	W	70-56
J 21	*at Boston College	W	70-68
J 25	*GEORGIA TECH	W	57-55
J 27	*NC STATE	W	73-60
J 31	*at Wake Forest	L	64-57
F 4	*CLEMSON	W	82-60
F 8	*at Maryland	W	82-68
F 11	*at Miami	W (ot)	69-63
F 15	*#20 NORTH CAROLINAW (2ot)	W	82-78
F 16	LONGWOOD	W	81-40
F 22	*#10 FLORIDA STATE	L	59-58
F 26	*at #6 Duke	L	83-65
F 28	*VIRGINIA TECH	W	55-46
M 5	vs. NC State %	L	66-59
M 21	vs. Wisconsin-Green Bay (55)	L	69-67

(52) Junkanoo Jam (Freeport, Grand Bahama Island)  
(53) Big Ten/ACC Challenge (Charlottesville, Va.)  
(54) Marriott Cavalier Classic (Charlottesville, Va.)  
% ACC Tournament (Greensboro, N.C.) \*ACC regular-season contest  
(55) 2010 NCAA Tournament (Ames, Iowa)

## 2010-11 19-16, 5-7 ACC (8th)

### Head Coach—Debbie Ryan

Home 13-6, Away 3-7, Neutral 1-3

Stat Leaders: Ariana Moorer 9.7ppg, Chelsea Shine 4.8 rpg

N 12	at Hofstra	W	82-66
N 14	MOUNT ST. MARY'S	W	81-58
N 18	at #4 Tennessee	L	85-73
N 21	LONGWOOD	W	74-63
N 25	vs. #17 Iowa State (56)	L	66-48
N 26	vs. #10 West Virginia (56)	L	57-43
N 27	vs. #21 TCU (56)	W	59-55
D 2	at #6 Ohio State (57)	L	74-46
D 4	DREXEL	W	63-54
D 6	RADFORD	W	76-52
D 18	UMBC	W	61-46
D 20	at James Madison	L	82-80
D 28	N. CAROLINA A&T (58)	W	88-59
D 29	E. TENNESSEE STATE (58)	W	83-66
J 3	RICHMOND	W	75-62
J 6	*MIAMI	L	82-73
J 9	*at #19 Florida State	L	61-51
J 13	*at Georgia Tech	L	68-48
J 16	PENNSYLVANIA	W	54-45
J 21	*#14 MARYLAND	LOT	77-75
J 23	*VIRGINIA TECH	W	72-37
J 28	*at #14 North Carolina	L	64-52
J 30	*at Clemson	L	84-74
F 3	*WAKE FOREST	W	73-46
F 7	*#14 FLORIDA STATE	L	78-74
F 10	*at NC State	W4OT	94-92
F 13	*at #11 Maryland	W	60-57
F 20	*BOSTON COLLEGE	L	73-50
F 24	*#9 DUKE	L	71-48
F 27	*at Virginia Tech	WOT	73-71
M 3	vs. Wake Forest %	L	74-68
M 17	MORGAN STATE (59)	W	69-56
M 20	at Loyola (60)	W	71-49
M 24	BOSTON COLLEGE (61)	W	53-48
M 26	CHARLOTTE (62)	L	79-74

- (56) Paradise Jam (U.S. Virgin Islands)
- (57) ACC/Big Ten Challenge (Columbus, Ohio)
- (58) Marriott Cavalier Classic (Charlottesville, Va.)
- (59) WNIT First Round (Charlottesville, Va.)
- (60) WNIT Second Round (Baltimore, Md.)
- (61) WNIT Third Round (Charlottesville, Va.)
- (62) WNIT Quarterfinals (Charlottesville, Va.)
- % ACC Tournament (Greensboro, N.C.) \*ACC regular-season contest



# ALL-TIME RESULTS



## 2011-12 25-11, 9-7 ACC (T-5th) Head Coach— Joanne Boyle

Home 17-3, Away 7-5, Neutral 1-3

Stat Leaders: Ariana Moorer 14.4 ppg, Chelsea Shine 5.6 rpg

N 11	APPALACHIAN STATE	W	80-48
N 14	at Providence	W	55-38
N 16	HIGH POINT	W	67-41
N 20	#3 TENNESSEE	WOT	69-64
N 25	vs. #24 Texas (63)	L	79-53
N 26	at Hawaii (63)	W	60-43
N 27	vs. California (63)	L	59-50
D 1	INDIANA	W	65-49
D 4	at Richmond	W	69-56
D 7	LIBERTY	W	64-38
D 18	RADFORD	W	92-43
D 20	JAMES MADISON	W	59-53
D 28	WAGNER (65)	W	84-41
D 29	MASSACHUSETTS (65)	W	53-38
J 2	*at #7 Duke	L	77-66
J 5	*#25 NORTH CAROLINA	L2OT	78-73
J 8	*at Clemson	W	54-47
J 12	*VIRGINIA TECH	W	52-39
J 16	*at #8 Maryland	L	68-61
J 19	*#11 MIAMI	L	56-53
J 21	*BOSTON COLLEGE	W	69-58
J 25	*at Georgia Tech	L	63-53
J 29	*FLORIDA STATE	W	62-52
F 3	*at #23 North Carolina	L	64-56
F 5	*at NC State	W	55-47
F 12	*CLEMSON	W	68-36
F 16	*#8 MARYLAND	L	73-56
F 19	*at Virginia Tech	W	66-40
F 24	*WAKE FOREST	W	61-55
F 26	*at Florida State	W	66-57
M 1	vs. Boston College %	W	72-41
M 2	vs. #6 Maryland %	L	70-58
M 15	HOWARD (65)	WOT	59-56
M 19	RICHMOND (65)	W	68-55
M 22	APPALACHIAN STATE (65)	W	74-58
M 25	at James Madison (66)	L	68-59
(63)	Waikiki Beach Marriott Resort Showdown (Honolulu, O'ahu)		
(64)	Marriott Cavalier Classic (Charlottesville, Va.)		
(65)	WNIT First, Second and Third Rounds (Charlottesville, Va.)		
(66)	WNIT Quarterfinals (Harrisonburg, Va.)		
%	ACC Tournament (Greensboro, N.C.) * ACC regular-season contest		

## 2012-13 16-14, 8-10 ACC (6th) Head Coach— Joanne Boyle

Home 10-5, Away 5-7, Neutral 1-2

Stat Leaders: Ataira Franklin 14.3 ppg, Telia McCall 7.7 rpg

N 9	JAMES MADISON	W	78-57
N 12	at Penn	W	68-65
N 18	PROVIDENCE	W	61-42
N 23	vs. #17 Vanderbilt (67)	W	73-66
N 24	vs. Syracuse (67)	L	74-73
N 29	at Minnesota (68)	W	90-68
D 2	#25 WEST VIRGINIA	L	54-47
D 6	at #9 Maryland*	L	79-55
D 18	COPPIN STATE	W	54-44
D 21	at Alabama	L2OT	73-70
D 28	NORFOLK STATE (69)	W	66-23
D 29	XAVIER(69)	W	54-45
J 3	VIRGINIA TECH*	W	52-48
J 6	at Miami*	L	58-52
J 10	at Georgia Tech*	W	62-51
J 13	NC STATE*	W	78-59
J 17	at #11 North Carolina*	L	71-60
J 20	MIAMI*	W	62-52
J 24	BOSTON COLLEGE*	W	69-57
J 27	at Wake Forest*	W	69-64
F 3	GEORGIA TECH*	L	65-62
F 8	#5 DUKE*	L	62-41
F 10	at Virginia Tech*	W	50-47
F 14	at Boston College*	L	61-49
F 17	#7 MARYLAND*	L	73-44
F 21	at Clemson*	L	64-62
F 25	WAKE FOREST*	LO	73-68

F 28	at NC State*	L	80-59
M 3	#24 FLORIDA STATE*	W	72-60
M 7	Boston College %	L	66-57

(67)	San Juan Shootout (Guaynabo, PR.)		
(68)	ACC/Big 10 Challenge (Minneapolis, Minn.)		
(69)	Cavalier Classic, presented by Holiday Inn University Area (Charlottesville, Va.)		
%	ACC Tournament (Greensboro, N.C.) * ACC regular-season contest		

## 2013-14 14-17, 6-10 ACC (10th) Head Coach— Joanne Boyle

Home 9-5, Away 4-8, Neutral 1-4

Stat Leaders: Ataira Franklin 13.8 ppg, Sarah Imovbioh 8.2 rpg

N 8	at James Madison	L	63-46
N 1	HIGH POINT	W	73-54
N 16	LOUISIANA TECH	W	95-82
N 19	at Liberty	W	61-60
N 24	at West Virginia	L	68-58
N 28	vs. No. 3 Tennessee (70)	L	76-67
N 29	vs. Kansas State (70)	L	49-46
D 5	MICHIGAN (71)	L	73-53
D 17	UMES	W	81-46
D 20	vs. Tulane (72)	LOT	79-72
D 21	at Florida Gulf Coast (72)	W	85-56
D 28	COPPIN STATE (73)	W	70-45
D 29	PRINCETON (73)	W	69-57
J 5	PITTSBURGH*	L	79-75
J 9	at Virginia Tech*	W	67-60
J 12	No. 2 NOTRE DAME*	L	79-72
J 16	at No. 3 Duke*	L	90-55
J 19	No. 17 FLORIDA STATE*	W	85-68
J 23	No. 6 MARYLAND*	W	86-72
J 26	at Syracuse*	L	84-75
J 30	at Wake Forest*	W	64-59
F 2	CLEMSON*	W	80-43
F 6	at Boston College*	L	69-65
F 14	at Georgia Tech*	L	95-76
F 16	VIRGINIA TECH*	W	80-64
F 20	No. 11 NORTH CAROLINA*	L	80-74
F 23	at No. 14 NC State*	L	68-66
F 27	MIAMI*	L	83-63
M 2	at Florida State*	L	82-70
M 5	vs Boston College %	W	74-59
M 6	vs Georgia Tech %	L	77-76

(70)	Junkanoo Jam (Grand Bahama Island.)		
(71)	ACC/Big 10 Challenge (Charlottesville, Va.)		
(72)	FGCU Hilton Garden Inn/Homewood Suites Classic (Fort Myers, Fla.)		
(73)	Cavalier Classic, presented by Holiday Inn University Area (Charlottesville, Va.)		
%	ACC Tournament (Greensboro, N.C.) * ACC regular-season contest		

## 2014-15 17-14, 7-9 ACC (9th) Head Coach— Joanne Boyle

Home 13-4, Away 4-8, Neutral 0-2

Stat Leaders: Faith Randolph 16.4 ppg, Sarah Imovbioh 10.8 rpg

N 14	OHIO STATE	W	87-82
N 16	RADFORD	W	75-47
N 20	at Xavier	W	71-62
N 23	AUBURN	W	66-51
N 28	vs. Toledo (74)	L	64-62
N 30	vs. FIU (74)	W	74-61
D 03	at Illinois (75)	L	86-63
D 06	DELAWARE STATE	W	100-62
D 16	LONGWOOD	W	91-49
D 19	SAINT MARY'S	W	62-49
D 21	HOWARD	W	74-53
D 28	Drexel 71, Miami 54 (76)		
	DAVIDSON (76)	L	67-57
D 29	Miami (OH) 59, Davidson 58 (76)		
	DREXEL (76)	W	72-66
J 04	at Virginia Tech*	W	62-47
J 08	WAKE FOREST*	W	72-70
J 11	at No. 21 Syracuse*	L	70-58
J 15	BOSTON COLLEGE*	W	68-56
J 18	at No. 4 Louisville*	L	67-55
J 21	at RV Miami*	L	67-58
J 25	GEORGIA TECH*	L	68-62
J 29	NC STATE*	W	71-63
F 1	at Clemson*	W	77-72
F 5	at No. 4 Notre Dame*	L	75-54
F 12	No. 11 DUKE*	L	71-45
F 15	No. 7 FLORIDA STATE*	L	65-56
F 19	at Pittsburgh*	LOT	68-63
F 22	VIRGINIA TECH*	W	73-59
F 26	at No. 15 North Carolina*	L	72-70
M 1	No. 8 LOUISVILLE*	W	75-59
M 5	vs Miami%	L	62-52
M 19	at Old Dominion (77)	L	69-62

(74)	Florida International Thanksgiving Classic (Miami, Fla.)		
(75)	ACC/Big 10 Challenge (Champaign, Ill.)		
(76)	Cavalier Classic, presented by Holiday Inn University Area (Charlottesville, Va.)		
(77)	WNIT First Round (Norfolk, Va.)		
%	ACC Tournament (Greensboro, N.C.) * ACC regular-season contest		



## UPSET CITY

Since 1977, the Cavaliers have 54 victories over teams that were ranked higher at the time of the meeting:

UVA has beaten		UVA	Date
#1 Maryland, 75-74	A	#2	02-11-92
#2 Louisiana Tech, 77-66	H	#8	12-20-86
#3 Tennessee, 69-64	H	NR	11-20-11
#3 NC State, 80-73	A	NR	01-17-00
#3 North Carolina, 83-74	H	#9	02-09-94
#4 North Carolina, 77-75	A	#15	01-12-94
#4 Tennessee, 79-75 OT	*N	#12	03-24-90
#5 Tennessee, 83-82	A	#16	11-17-08
#5 North Carolina, 88-78	A	#12	02-05-95
#5 North Carolina, 87-64	H	#12	01-31-95
#6 Old Dominion, 77-70	H	NR	01-14-82
#6 Old Dominion, 72-60	*H	#11	03-23-96
#6 Maryland, 86-72	H	NR	01-23-14
#7 NC State, 60-51	H	#21	02-20-00
#7 North Carolina, 105-100 3OT	A	#15	01-15-98
#7 Vanderbilt, 65-49	H	#14	12-01-96
#8 Louisville, 75-59	H	NR	03-01-15
#8 North Carolina, 69-59	H	NR	03-02-03
#8 Maryland, 89-81	H	#18	01-30-09
#8 Auburn, 84-71	N	#18	11-29-85
#8 Louisiana Tech, 63-62	*N	#10	03-23-95
#8 Rutgers, 89-75	*N	#10	03-24-88
#9 North Carolina, 87-68	H	NR	01-06-00
#9 Duke, 61-49	H	#25	01-30-00
#9 UNLV, 74-73	H	#15	12-02-89
#9 NC State, 67-64 ot	&N	#13	03-05-90
#10 Clemson, 67-66	A	#22	01-02-99
#11 Maryland, 60-57	A	NR	02-13-11
#11 Florida State, 68-63	A	#19	02-24-09
#11 Maryland, 71-57	H	#17	01-28-81
#11 NC State, 64-62	A	#13	01-11-97
#12 North Carolina, 73-67	H	#14	02-09-93
#14 Clemson, 77-76	A	#19	01-21-84
#15 Penn State, 88-69	H	NR	12-03-83
#15 Ohio State, 68-65	H	#17	01-08-94
#15 Clemson, 75-55	H	#19	01-31-99
#16 NC State, 77-64	H	NR	01-02-01
#16 NC State, 75-64	H	#20	01-12-84
#16 Maryland, 77-61	H	#17	01-31-84
#17 Boston College, 74-70	*H	#19	03-19-00
#17 Vanderbilt, 73-66	N	NR	11-23-12
#17 Florida State, 85-68	H	NR	01-19-14
#18 Virginia Tech, 78-59	A	NR	01-16-06
#18 Clemson, 83-75	H	NR	01-05-84
#20 North Carolina, 82-78 2OT	H	21	02-15-10
#20 Maryland, 63-61	H	NR	02-20-05
#21 TCU, 59-55	N	NR	11-27-10
#21 Texas, 86-83	N	NR	11-23-07
#21 Arizona, 70-65	N	NR	11-28-03
#22 Old Dominion, 63-55	A	NR	11-22-02
#24 Florida State, 72-60	H	NR	03-03-13
#24 Florida State, 77-62	A	NR	01-31-05
#25 Boston College, 57-54	&N	NR	03-02-06
#25 Michigan, 78-64	N	NR	12-28-02

## FLIP SIDE

Conversely, the Cavaliers have been upset 16 times when ranked among the nation's Top 10:

UVA has lost toOpp		UVA	Date
#4 Penn State, 71-73	H	#1	01-03-91
#3 Maryland, 65-67	H	#1	01-15-92
#4 Tennessee, 67-70 ot	**N	#2	03-31-91
#5 Rutgers, 58-81	A	#4	01-13-87
#12 Maryland, 79-83	A	#6	02-03-88
#22 Duke, 82-83 ot	&N	#6	03-04-95
#10 Maryland, 70-76	&N	#7	03-07-88
#18 Clemson, 45-57	A	#7	01-28-96
#15 Connecticut, 63-74	A	#8	12-11-93
#16 Kansas, 84-86	N	#8	11-25-94
#22 Clemson, 67-75	&N	#8	03-02-96
NR Duke, 74-84	A	#9	01-16-90
#13 Ohio State, 84-91	A	#9	01-02-93
#14 Duke, 69-72	H	#9	02-10-96
#21 Clemson, 44-58	H	#9	01-04-97
#17 NC State, 59-67	H	#9	01-11-98

\* = NCAA Tournament  
& = ACC Tournament  
\*\* = National Championship game (New Orleans, La.)  
Associated Press ranking

## AGAINST THE BEST

Virginia has faced the nation's No. 1 ranked team 14 times:

UVA has played		UVA	Date
#1 Old Dominion, L 56-95	N	NR	03-02-80
#1 Old Dominion, L 58-80	A	#10	12-04-84
#1 Tennessee, L 76-84	*N	#10	03-26-88
#1 Tennessee, L 47-80	*N	NR	03-23-89
#1 Maryland, W, 75-74	A	#2	02-11-92
#1 Tennessee, L, 73-84	N	#12	12-09-94
#1 Connecticut, L 63-67	*A	#10	03-25-95
#1 Duke, L 59-60	H	NR	01-09-03
#1 Duke, L 52-63	H	NR	01-18-04
#1 Duke, L 65-87	H	NR	01-14-05
#1 North Carolina, L 60-72	H	NR	02-12-06
#1 North Carolina, L 56-82	&N	NR	03-03-06
#1 Duke, L 61-76	H	NR	02-02-07
#1 Duke, L 58-79	&N	NR	03-02-07

## VIRGINIA'S 100-POINT GAMES (34-0)

123	at #3 NC State (120) (3ot), 1-12-91
120	vs. Cleveland State (53), 11-29-95
116	vs. St. Francis (63), 11-27-00
115	vs. Rider (60), 12-3-94
115	vs. Maine (57), 11-24-84
111	vs. Brown (49), 12-28-98
111	at Maryland (74), 2-20-91
110	vs. USC Upstate, 11-18-09
110	vs. Morgan State (49), 12-10-92
110	vs. Fairfield (64), 11-22-91
110	vs. Scranton (50), 12-2-83
107	at #24 Georgia Tech (81), 1-23-93
107	vs. Georgetown (44), 12-3-88
106	vs. Alabama State (21), 12-29-96
106	vs. #12 Maryland (103) (3ot), 3-8-93
105	at #7 North Carolina (100) (3ot), 1-15-98
105	vs. Fordham (55), 12-29-94
105	vs. Marshall (73), 12-3-93
105	vs. Wake Forest (58), 1-7-87
103	vs. Georgia Tech (101), 3-2-08
103	vs. Pittsburgh (56), 11-25-95
103	vs. #14 West Virginia (83), 3-26-92
103	vs. Lafayette (41), 12-7-90
102	vs. Towson (44), 12-11-98
102	vs. St. Francis (45), 12-19-90
102	vs. Liberty (61), 1-8-89
101	vs. #12 NC State (70), 1-11-92
101	vs. Virginia Commonwealth (55), 12-19-91
101	at University of Pacific (79), 1-1-87
100	vs. Delaware State (62), 12/06/14
100	vs. Cleveland State (60), 12-16-06
100	vs. Mount St. Mary's (61), 11-10-00
100	vs. Grambling (79), 11-26-99
100	vs. Manhattan (55), 3-15-96







# ALL-TIME COACHES



## HEAD COACHES

### BARBARA KELLY

1974-75 (2)

YRS.	RECORD	ACC	FINISH
1973-74	10-5		
1974-75	15-7		
Total	25-12 (.676)		

### DAN BONNER

1976-77 (2)

Yrs.	Record	ACC	Finish
1975-76	12-9		
1976-77	10-11		
Total	22-20 (.524)		

### DEBBIE RYAN

1978-2011 (34)

Yrs.	Record	ACC	Finish
1977-78	8-17	1-5	6th
1978-79	16-12	2-4	6th
1979-80	20-12	3-5	6th
1980-81	22-10	5-2	4th
1981-82	17-11	2-5	5th
1982-83	15-13	4-9	6th
1983-84	22-7	11-3	1st
1984-85	21-8	9-5	3rd
1985-86	26-3	13-1	1st
1986-87	26-5	12-2	1st
1987-88	27-5	12-2	T1st
1988-89	21-10	8-6	4th
1989-90	29-6	11-3	#2nd
1990-91	31-3	14-0	1st
1991-92	32-2	15-1	#1st
1992-93	26-6	13-3	#1st
1993-94	27-5	15-1	1st
1994-95	27-5	16-0	1st
1995-96	26-7	13-3	1st
1996-97	23-8	12-4	2nd
1997-98	19-10	9-7	5th
1998-99	20-9	12-4	2nd
1999-2000	25-9	13-3	1st
2000-01	18-14	8-8	5th
2001-02	17-13	9-7	T3
2002-03	17-14	9-7	3rd
2003-04	13-16	6-10	7th
2004-05	21-11	8-6	5th
2005-06	20-12	5-9	9th
2006-07	19-15	5-9	8th
2007-08	24-10	10-4	T-3rd
2008-09	24-10	8-6	T-5th
2009-10	21-10	9-5	3rd
2010-11	19-16	5-9	T-8th
Total	739-324	307-158	

### JOANNE BOYLE

2012-present (4)

Yrs.	Record	ACC	Finish
2011-12	25-11	9-7	T5th
2012-13	16-14	8-10	6th
2013-14	14-17	6-10	10th
2014-15	17-14	7-9	9th
Total	72-56	30-36	

Overall:	858-412	337-194
42 seasons	.678	.640

## ASSISTANT COACHES

Coach	Seasons
Bob Plybon	1974 (1)
Brenda Langdon	1975 (1)
Debbie Ryan	1976-77 (2)
Mika Long	1978-81 (4)
Geno Auriemma	1982-85 (4)
Charlene Curtis	1982-83 (2)
Melissa Mahony	1984-85(2)
Frank DiLeo	1986-93 (8)
Shawn Campbell	1986-00 (15)
Kathy Ryan	1987-89 (3)
Melissa Wiggins	1990-93 (4)
Tammi Reiss	1994-96 (3)
Kelly Watts	1994 (1)
Audra Smith	1995-2004 (10)
Jenny Kuziemski	1997-99 (3)
Nikki Caldwell	2000-02 (3)
Daryl Oliver	2003-04 (2)
Jennifer Hoover	2005-07 (3)
Tom Garrick	2004 (0)
Curtis Loyd	2004-2009 (5)
Jeff House	2005-2009 (4)
Tim Taylor	2001-2005, 2009-11 (6)
Angel Elderkin	2007-11 (4)
Wendy Palmer	2009-11 (2)
Katie O'Connor	2012 (1)
Ashley Earley	2013 (1)
<b>Cory McNeill</b>	<b>2012-present (4)</b>
<b>Kim Mc Neill</b>	<b>2012-present (4)</b>
<b>La'Keshia Frett Meredith</b>	<b>2014-present (2)</b>

*years indicate full season*



## ALL-TIME TOURNAMENT RESULTS

1975	Virginia Invitational .....	4th
1976	Virginia Invitational .....	4th
1977	UNC Christmas Tournament .....	4th
1978	Princeton Tournament .....	nd
1979	Virginia Tip-Off Tournament .....	1st
1980	Virginia Tip-Off Tournament .....	1st
	Queens Tournament .....	1st
1981	Virginia Tip-Off Tournament .....	1st
	Queens Tournament.....	3rd
1982	Shoney's Cavalier Classic.....	1st
1983	Shoney's Cavalier Classic.....	1st
	Boston College Tournament .....	2nd
1984	Investors Classic.....	1st
	Women's Court Classic .....	unbeaten
1985	Sunshine Classic .....	unbeaten
	Investors Classic.....	1st
	Carrier Classic.....	1st
1986	Investors Classic.....	1st
	Cardinal Classic.....	1st
1987	Investors Classic.....	1st
	Orange Bowl/Burger King Cl.....	3rd
1988	Investors Classic.....	1st
	Wildcat Classic.....	1st
1989	Wahine Classic.....	2nd
	Investors Classic.....	1st
	Bell Atlantic Holiday Tourn.....	1st
1990	Cavalier Classic.....	1st
	Pepsi-Church's Holiday Classic .....	1st
1991	Cavalier Classic.....	1st
	LA Gear Classic .....	1st
1992	Coca Cola/Holiday Inn Classic.....	1st
	Take it to Court Super Shootout.....	2nd
1993	Coca Cola/Holiday Inn Classic.....	1st
	St. Joseph's Hawk Classic .....	2nd
1994	Wahine Classic .....	3rd
	Central Fidelity Invite.....	3rd
1996	Fla. International Holiday Cl. ....	1st
1998	Cavalier Classic.....	2nd
1999	Wahine Classic.....	3rd
	Cavalier Classic.....	1st
2000	Preseason WNIT .....	4th
2001	Tulane's DoubleTree Classic.....	2nd
2002	Florida's State Farm Classic .....	2nd
2003	Rainbow Wahine Classic.....	4th
	Cavalier Classic.....	2nd
2004	Women's Sports Foundation Cl. ....	3rd
	Mildred & Roger L. White Invite.....	2nd
	Cavalier Classic.....	1st
2005	Paradise Jam .....	2nd
	Cavalier Classic.....	1st
2006	Junkanoo Jam.....	3rd
	Marriott Cavalier Classic.....	1st
2007	Rainbow Wahine Classic.....	2nd
	Marriott Cavalier Classic.....	1st
2008	WBCA Classic .....	2nd
	Marriott Cavalier Classic.....	1st
2009	Junkanoo Jam.....	1st
	Marriott Cavalier Classic.....	1st
2010	Paradise Jam .....	3rd
	Marriott Cavalier Classic.....	1st
2011	Waikiki Beach Marriott Showdown .....	3rd
	Marriott Cavalier Classic.....	1st
2012	San Juan Shootout .....	2nd
	Holiday Inn Univ Cavalier Classic.....	1st
2013	Junkanoo Jam.....	3rd
	FGCU Hilton Garden Inn Classic.....	1st
	Hilton Garden Inn Cavalier Classic.....	1st
2014	FIU Thanksgiving Classic .....	3rd
	Hilton Garden Cavalier Classic.....	n/a

## 2015 PARADISE JAM

November 26-28, 2015

The Cavaliers will spend Thanksgiving in the Virginia Islands, competing at the Paradise Jam in the Island Division.

This will be Virginia's third time competing in this tournament.

Rutgers, Tualne and Wisconsin- Green Bay will be in the same bracket as Virginia. The Cavaliers will play each of those three teams in the three-day tournament.

Also playing at the tournament in the other bracket in the Reed Division are Maryland, Old Dominion, Pitt and South Dakota State.

### Virginia at the Paradise Jam

#### 2005-06

N	25	vs. Alabama	W	69-48
N	26	vs. #12 Minnesota	L	69-64

#### 2010-11

N	25	vs. #17 Iowa State	L	66-48
N	26	vs. #10 West Virginia	L	57-43
N	27	vs. #21 TCU	W	59-55

## 2015 CAVALIER CLASSIC

PRESENTED BY HOLIDAY INN UNIVERSITY AREA  
December 28-29, 2015

Virginia captured 24 of the 29 Cavalier Classic team titles since the tournament began in 1976.

Started as the precursor to the ACC Tournament, the Cavalier Classic's official name has changed several times through the years. North Carolina captured the first title in 1976, while NC State won the event in 1977 and Auburn took home the title in 1998.

The 2014 tournament deviated from the previous format and did not have a declared champion, playing instead as a true "classic" tournament with set matchups. 2015 will retain this same formatting.

### Championship Game Results

1976	North Carolina 69, Maryland 68
1977	NC State 69, #13 Maryland 64
1979	Virginia 74, Duke 58
1980	Virginia 54, Navy 47
1981	Virginia 83, Mount St. Mary's 70
1982	Virginia 68, Mount St. Mary's 62
1983	Virginia 88, #15 Penn State 69
1984	Virginia 57, UNC Charlotte 56
1985	Virginia 61, Northeastern 42
1986	Virginia 78, St. John's 42
1987	Virginia 87, Syracuse 50
1988	#10 Virginia 107, Georgetown 44
1989	Virginia 74, #9 UNLV 73
1990	Virginia 92, Florida State 77
1991	Virginia 92, West Virginia 63
1998	Auburn 79, Virginia 61
1999	Virginia 70, Syracuse 59
2003	#7/6 Minnesota 73, Virginia 53
2004	Virginia 98, James Madison 52
2005	Virginia 80, Yale 41
2006	Virginia 81, UAB 63
2007	Virginia 78, Marshall 56
2008	Virginia 68, Louisiana Tech 52
2009	Virginia 63, Liberty 54
2010	Virginia 83, ETSU 66
2011	Virginia 53, UMass 38
2012	Virginia 54, Xavier 45
2013	Virginia 69, Princeton 57
2014	No Championship Game





## **TERESA A. SULLIVAN** **University President**

Teresa A. Sullivan is the University of Virginia's eighth president. Since taking office in 2010, she has led UVA through a period of significant progress. In fall 2012, she launched a planning effort to provide a road-map for the University's future, while gathering input from 10,000 alumni, parents, students, faculty, staff, and others. This effort produced a new strategic plan for the University, the Cornerstone Plan. President Sullivan developed a new financial model for the University to ensure stability and transparency and to spur innovation in a period of significant financial pressure in higher education.

President Sullivan has assembled a highly effective leadership team, led by Executive Vice President and Provost Tom Katsouleas, Executive Vice President and Chief Operating Officer Pat Hogan, Executive Vice President for Health Affairs Dr. Rick Shannon, Senior Vice President for University Advancement Bob Sweeney, and a group of experienced deans, vice presidents, and staff. Working with her team, President Sullivan has prepared UVA to tackle the serious challenges in higher education related to cost-containment, affordability, faculty compensation, and the emergence of online education. UVA now has ongoing efforts, at both the unit and the pan-University levels, to reduce costs, improve processes, and enhance efficiency, while protecting the quality of the academic enterprise. In 2013, President Sullivan proposed a plan to aggressively improve faculty compensation after many years of stagnation in faculty salaries. Under her leadership, faculty and staff have been encouraged to experiment strategically with new technologies, such as massive open online courses, or MOOCs. President Sullivan also provided seed funding to allow professors to experiment with "hybrid" courses that combine the traditional classroom experience with technology-enhanced teaching.

In spring 2013, President Sullivan led the University to completion of its \$3-billion capital campaign, and quickly announced plans to raise financial support for three strategic priorities: retaining and recruiting top faculty,

restoring the University's Jeffersonian Grounds, and providing needy students with scholarships.

President Sullivan is a respected scholar in labor force demography. The author or coauthor of six books and many scholarly articles, her most recent research has focused on measuring productivity in higher education.

President Sullivan is a member of the American Academy of Arts and Sciences and a Fellow of the American Association for the Advancement of Science. She serves as Vice Chair of the Council of Presidents for the Association of Governing Boards of Universities and Colleges, Co-Chair of the National Research Council's Committee on Improving Higher Education's Responsiveness to Regional STEM Workforce Needs, and as a member of the Advisory Board for the Northern Virginia Technology Council, the trade association of the technology industry in Northern Virginia. She is a member of the Higher Education Advisory Committee that provides guidance for implementation of the Virginia Higher Education Opportunity Act of 2011. In 2013, the Governor appointed her to the Innovation and Entrepreneurship Investment Authority.

President Sullivan came to UVA from the University of Michigan, where she was provost and executive vice president for academic affairs. Prior to her work at Michigan, Ms. Sullivan was executive vice chancellor for academic affairs for the University of Texas System, a position she held from 2002 until May 2006. She served as faculty member at the University of Texas at Austin from 1981 to 2006.

She is a graduate of Michigan State University's James Madison College, and earned her doctoral degree in sociology from the University of Chicago. She is married to Douglas Laycock, the Robert E. Scott Distinguished Professor of Law at UVA. They have two adult sons.

President Sullivan is a passionate fan of UVA athletics, and regularly attends sports events on and off Grounds.



## **CRAIG LITTLEPAGE** **Director of Athletics**

Committed to preserving and building on UVA's long-standing tradition of academic and athletic excellence, Craig Littlepage is in his 15th year as Virginia's Athletics Director. Littlepage's appointment as athletics director was announced in August of 2001.

Littlepage served as Virginia's interim athletics director from June 1, 2001, until his permanent appointment to the position. He had also served as the University's interim athletics director from December of 1994 until July of 1995.

The first African-American athletics director in Atlantic Coast Conference history, Littlepage was named the Black Coaches Association's "Athletics Administrator of the Year" in 2003 and 2006. He was also listed on Sports Illustrated's list of the 101 most influential minorities in sports in 2003 and 2004. In March 2005, Littlepage was named one of Black Enterprise magazine's "Most Powerful African-Americans in Sports."

Littlepage has been a member of UVA's athletics administration since 1990 when he was appointed an assistant athletics director, a position he held from 1990-1991. He then spent four years as the associate director of athletics for programs and six years (1995-2001) as senior associate director of athletics, managing all aspects of the athletics department's day-to-day operations.

Littlepage leads a comprehensive 25-sport athletics program that routinely competes for championships and national rankings in many sports. At the same time, Cavalier student-athletes who exhaust their eligibility at Virginia graduate at a rate comparable to the student body as a whole. Annually, UVA student-athletes rank among the top Division I-A public universities in the country in graduation rates.

He has outlined a number of ambitious 10-year goals for the department to achieve by 2022: graduate 100 percent of its student-athletes; win 12 national championships and 70 conference titles; fully endow all scholarships and provide the operational support required to meet all other stated goals; build and



maintain high-quality facilities; annually recruit the best student-athletes in the country (based on how coaches rate their top prospects); and fully comply with Title IX.

Such goals reflect Littlepage's vision of "uncompromised excellence in intercollegiate athletics" as well as the department's overall mission to "enhance and support the intellectual purpose of the University and its exemplary academic standards and traditions."

Virginia captured NCAA championships in men's soccer, men's tennis and its first-ever title in baseball capped another successful athletics season in which teams or individuals from 20 of the Cavaliers' 25 intercollegiate athletics programs advanced to NCAA post-season competition in 2014-15. UVA secured its second straight top-10 finish in the Directors' Cup standings. The Cavaliers established an ACC record with NCAA championships in three men's sports in one season and placed in the top 20 in the Directors' Cup standings for the ninth consecutive year.

In addition to its three NCAA championships, the women's soccer team placed second nationally and the women's swimming and diving and rowing programs each finished fifth. Women's cross country finished 15th nationally and women's tennis advanced to the NCAA Round of 16.

UVA captured six Atlantic Coast Conference championships and its 69 conference titles since the spring of 2002 are the most of any ACC school during that time. In 2014-15, UVA won ACC championships in women's golf (first ever), rowing (sixth consecutive and 15th in 16 years), men's tennis (ninth consecutive and 11th in the last 12 years), women's tennis (second consecutive), women's swimming and diving (eighth consecutive) and wrestling (first since 2010).

Great progress has also been made in the area of athletics facility improvements during Littlepage's watch, including the additions of the George Welsh Indoor Practice Facility (2013) and John Paul Jones Arena (2006).

Littlepage has held many leadership roles within the NCAA, ACC, the University-at-large and professional organizations. He is currently serving as chair of the John McLendon

Foundation Steering Committee and served on the Executive Committee of the National Association of Collegiate Athletics Directors (NACDA) from 2006-10.

In February 2002, he was appointed to the 10-member Division I Men's Basketball Committee by the NCAA Championship/Competition Cabinet and served a five-year term which was completed Aug. 31, 2007. In 2005-06, Littlepage served as the chair of the Men's Division I Basketball Committee and administered its selection process.

Littlepage previously was a member of the NCAA Division I Infractions Committee and the NCAA Academics, Eligibility and Compliance Cabinet, serving on the Recruiting and Student-Athlete Reinstatement Subcommittees. He chaired the Reinstatement Subcommittee in 1999-2000. He also served the NCAA on committees that studied sports wagering, postgame crowd control, basketball issues, and the College Basketball Partnership. He has participated as a presenter and mentor to the NCAA's Ethnic Minority Male Institute and the Black Coaches and Administrator Association.

Littlepage has chaired the ACC Women's Basketball Committee, ACC Committee on Awards, ACC Student-Athlete Welfare Committee, the ACC Men's and Women's Swimming/Diving Committees and the ACC Men's Soccer Committee.

Littlepage has participated in NCAA leadership development programs designed to help aspiring athletics administrators and head coach candidates in football and basketball.

He is a member of the Associate Faculty for the University's Center for Alcohol and Substance Education, and participates in various alcohol and drug prevention/education conferences. Littlepage also has been active in the local community, having served on the Board of Directors for the Charlottesville Ronald McDonald House and serving as a Trustee with the Mount Zion Baptist Church and the St. Anne's-Belfield School.

Before beginning his career in athletics administration, Littlepage served two stints as an assistant coach with the Cavalier men's basketball program, from 1976-82 and from 1988-90.

Littlepage held head coaching positions at Pennsylvania (1982-85) and at Rutgers (1985-88) before returning to Virginia. While he was at Penn, the Quakers won the Ivy League championship and participated in the 1985 NCAA Tournament. Littlepage was an assistant basketball coach at Villanova for two years and at Yale for one year before joining the UVA basketball program as an assistant coach in 1976.

The LaMott, Pa., native earned his bachelor's degree in economics from the Wharton School at the University of Pennsylvania in 1973. He was a member of three Ivy League basketball championship teams at Penn and was instrumental in the Quakers' drive to three consecutive NCAA Eastern Regional playoff appearances.

Littlepage was inducted into the Pennsylvania Sports Hall of Fame in 2014.

Littlepage and his wife Margaret have three children, two daughters Erica (29) and Erin (24), and a son Murray (26).





**JON OLIVER**  
**Executive Associate**  
**Athletics Director**

Jon Oliver is in his 15th year at Virginia. His primary responsibility is oversight of the day-to-day operations of the athletics department.

Oliver is the administrative liaison for football, men's basketball and men's tennis and he has senior staff administrative oversight responsibilities for Academic Affairs, Equipment Room Operations, Human Resources, Facilities and Game Operations, Lifeskills, Marketing and Promotions, Sports Medicine, Sports Nutrition, Sports Psychology, Strength and Conditioning and Video Services. Oliver also serves as the Department's representative on all major facility projects.

In July 2015, ACC Commissioner John Swofford appointed Oliver to a three-year term on the Atlantic Coast Conference's Finance Committee that will end in June 2018.

Before coming to UVA, Oliver spent the previous six years involved in various aspects of athletic administration at Washington State University. Oliver ended his tenure at WSU as the associate athletics director for external affairs and prior to that served as the associate athletics director for finance and facilities development, the assistant athletics director for business and compliance and the director of compliance.

Oliver earned a bachelor's degree in communications from Boise State in 1994 and his law degree from the Idaho School of Law in 1997.

Oliver is a former member of the University of Idaho Law School Advisory Board and served on the NCAA's Minority Opportunities and Interests Committee.

He and his wife, November, have a son, Dante, and two daughters, Ariana and Mia.



**JANE MILLER**  
**Senior Associate**  
**Athletics Director for**  
**Programs/Senior Woman**  
**Administrator**

A 32-year veteran of the Virginia athletics department, Jane Miller has served as the senior associate director of athletics for programs since 2001. Previously, Miller was the associate athletics director for programs/senior women's administrator.

In December 2014 Miller was the first Senior Women's Administrator appointed to the NCAA Division I Board of Directors where she will participate in the overall governance of NCAA Division I Athletics. Miller also serves on the University Women's Leadership Council, Calendar Committee, Admissions Committee and Judicial Review Board. She is a member of the ACC Women's Lacrosse, Women's Basketball, Baseball, Men's Lacrosse and Equity Committees. Miller was appointed Deputy Title IX Coordinator for the University in 2013.

Miller was elected Chair of the NCAA Division I Championship/Sports Management Cabinet in 2011 serving until January 2014 and served as Chair of the National Lacrosse Hall of Fame Committee (women's division) from 2010-2012. Miller was a member of the NACWAA Board of Directors from 2009-13.

Head coach of the UVA women's lacrosse team for 12 seasons, Miller resigned her coaching duties in 1995 for a full-time administrative role. She retired as the winningest coach in UVA women's lacrosse history, compiling a record of 145-44, including two national championships and six Final Four appearances. She was elected to the Virginia chapter of the Lacrosse Hall of Fame in 1996, the New England chapter of the Lacrosse Hall of Fame in 2000, the U.S. Lacrosse National Hall of Fame and Oliver Ames High School Hall of Fame in 2003 and the Eastern Mass Chapter of the US Hall of Fame in July 2015..

A native of Easton, Mass., Miller graduated from Northeastern University in 1973 and was elected to her alma mater's Hall of Fame in 1983. She was a three-sport standout at Northeastern in basketball, field hockey and lacrosse.

Miller was reappointed to the Board of Directors for the National Association of Collegiate Women Athletic Administrators in 2014 and is a member of the National Association of Collegiate Directors of Athletics. In May 1999, she received the Woman of Achievement Award from the UVA Women's Faculty and Professional Association and in 2009 she received the President's Award for Exemplary Service to the ACC. In 2013, she received the Claudia Dodson Equity Award from the WINs organization. In September of 2014 Miller received the Elizabeth Zintl Award presented by the University of Virginia Women's Center.



**ERIC BAUMGARTNER**  
**Associate Athletics Director**  
**for Compliance**

Eric Baumgartner joined the Virginia athletics staff in October of 2011 as the associate athletics director for compliance. He previously held the same position at the University of Georgia.

Baumgartner was the assistant athletics director for compliance at Georgia from October of 2005 to 2010 before being promoted to associate athletics director. While serving at Georgia he developed, administered and monitored compliance systems for the institution's 21 intercollegiate athletics programs. He was responsible for rules education programs for coaches, administrators, student-athletes, alumni and other university personnel.

Prior to working at Georgia, Baumgartner was an assistant director of membership services at the NCAA. His duties included helping schools interpret NCAA legislation, conducting on-campus compliance reviews and serving as the lead for NCAA athletic certification publications.



Baumgartner was the assistant athletic director for compliance at Clemson from June of 2000 through August of 2003. He developed, administered and monitored Clemson's compliance systems to maintain institutional control for the school's athletics program. He also served as the assistant athletic director for compliance at Jacksonville University from August of 1997 until June 2000.

Baumgartner earned his master's degree in sports administration from Georgia State in 1997. He earned his undergraduate degree from Virginia Tech in exercise science in 1995. He is a native of Blacksburg, Va.



**TODD GOODALE**  
Senior Associate Athletics  
Director for External  
Affairs

Todd Goodale was named senior associate director of athletics for external affairs in August of 2015. In that role, he oversees the marketing and promotions, media relations, strategic ticketing, ticketing, and video services departments. Previously, Goodale was the associate director for external affairs from 2013-15.

He also serves as the University's licensing director.

Goodale was the associate athletics director for marketing and video services starting in July of 2006. He was named UVA's director of video services in July of 2004.

He received the Bus Male Service Award in 2005 and was named the department's employee of the year in 2010.

Goodale was the creative director for Cavalier Sports Marketing from 1998-2004. Prior to that, he was a member of the Virginia Sports Marketing staff, serving as producer of the football and basketball coaches television shows and as an account executive.

He is a 1994 graduate of Virginia. Following his graduation, he was a sports reporter and anchor for WVIR-TV in Charlottesville.

Goodale serves on the board of ParadeRest, a Charlottesville-based non-profit organization that serves military members and military families in Virginia.



**ADRIEN HARRAWAY**  
Associate Athletics  
Director for Student  
Services

In January of 2012 Adrien Harraway was named associate athletics director for academic affairs. He had previously served as the assistant athletics director for academic affairs for football at Virginia since November of 2010. Prior to that he was the director of academic affairs for football since June of 2007 and also served as an assistant director/academic coordinator of academic affairs for football since coming to Virginia in the summer of 2005.

Harraway is responsible for oversight and long-range planning in the academic affairs area, hiring and training staff, evaluating the program and designing its content, developing and implementing policy, and developing and managing the budget.

Harraway came to Virginia after earning a master's degree in higher education administration from Arizona State in 2005. While at Arizona State, he worked as a graduate assistant in the area of academic support with the football program from 2003-05.

He was an administrative intern for the National Association of Collegiate Directors of Athletics from 2002-03. In that role he served as an assistant liaison for the International Collegiate Licensing Association, the National Association of Athletics Development Officers and the Division I-AA Athletics Directors Association.

Harraway earned his undergraduate degree in business administration from Northern Iowa in 2002. He played football at Northern Iowa and lettered three years as a safety.



**DIRK KATSTRA**  
Executive Director of  
the Virginia Athletics  
Foundation/Senior  
Associate Athletics Director

Dirk Katstra is in his 20th year as executive director of the Virginia Athletics Foundation. In July of 2013 he was named senior associate athletics director and took on the role as the sport administrator for men's and women's swimming and diving.

In June 2004, Katstra was named Fundraiser of the Year by the National Association of Athletic Development Directors (NAADD) in recognition of his outstanding leadership and success in fundraising on behalf of Virginia athletics. In June 2012, he was named to the executive committee of NAADD and now serves as the Third Vice President/Treasurer.

The Virginia Athletics Foundation is responsible for all fundraising efforts for Virginia athletics, including the current "All In For Excellence" initiative, which calls for \$22.5 million to be raised annually beginning in 2015. This effort includes a \$17.5 million annual fund for scholarships, summer school, academic affairs and operational costs; \$4 million in endowment contributions to add to a \$70 million scholarship endowment; and \$1 million in Coaches 10 projects for additional operational budget support. In addition, the Foundation is responsible for raising funds to support any new or renovated facility projects that are developed.

Katstra previously served the athletics department as the associate director for external affairs, overseeing the long-range planning and daily operations for media relations, sports publications, and the ticket office. From 1992 to 1996, Katstra served as director of annual giving for the Foundation.

A native of Stilwell, Kan., Katstra is a 1991 graduate of UVA with a degree in sport management. A member of the Cavalier basketball





team from 1987 to 1991, Katstra played on three NCAA Tournament teams and was a senior captain on the 1990-91 squad.

Before joining the Virginia Athletics Foundation staff in 1992, Katstra served an internship with the athletics department's promotions and marketing office, and had administrative responsibilities with the men's basketball program.

Katstra is married to the former Michelle Massie of Charlottesville. The couple has two sons, Austin and Ryan, and daughter, Ryleigh. Katstra's father, the late Richard Katstra, lettered as a member of the UVA basketball team in 1963 and 1964.



**STEVE PRITZKER**  
Senior Associate Athletics  
Director for Business  
Operations

Steve Pritzker is in his first year as the senior associate athletics director for business operations and the chief financial officer (CFO) for the University of Virginia athletics department. Previously, Pritzker was the associate athletics director for business operations from 2013-15.

In addition to supervising the business operations staff and the manager of information systems, Pritzker serves as the financial adviser to the athletics department staff and coordinates the implementation and management of the department's operating budget. He serves as the department's primary liaison to the University's audit, budget, financial administration and procurement offices.

Pritzker returned to Virginia in 2013 after serving as the head rowing coach at Iowa. He spent the previous nine years as a member of Virginia's coaching staff, from 2004 to 2012. After volunteering with the rowing team during the 2004 season, while earning his master's degree in business administration, Pritzker assumed full-time coaching responsibilities in the fall of 2004. In 2007 he was promoted to associate head coach. While at Virginia,

Pritzker helped guide the Cavaliers to NCAA team championships in 2010 and 2012, along with runner-up finishes in 2005 and 2007. He also coached the Varsity 4 to four individual National Championships, as well as three National runner-up finishes. Virginia won eight ACC titles in his nine seasons.

While working with the Cavaliers' rowing program, Pritzker supported the Athletic Department on finance and budgeting matters, including forecasting and achieving financial efficiencies. He worked directly with different units within the athletics department on budget management. He also developed risk analyses for long-term budget planning.

Pritzker's business background includes a two-year stint with Credit Suisse First Boston in New York City as a research sales analyst where he conducted research and financial analysis for major institutional clients. He also worked for two years for Kingdon Capital Management as an associate, developing valuation models to evaluate investments and advising portfolio managers.

A native of Alexandria, Va., Pritzker graduated from Yale and received his master's degree from UVA's Darden Graduate School of Business in 2005. He was selected as a Schwartz Research Fellow at Yale, while earning four varsity letters as a coxswain on the rowing team.

While a graduate student, Pritzker was selected as a resident for the Range in the historical Academical Village at UVA on the basis of his academic achievement and service to the University.



**VALERIE RICHARDSON**  
Senior Associate Athletics  
Director for Sports  
Programs

Valerie Richardson is in her first year as a senior associate athletics director for sports programs. Previously, Richardson was the associate athletics director for sports programs for seven years. She is in her eighth year as a member of the athletics department's senior staff.

Richardson's primary area of responsibility is the supervision of multiple sports programs and their head coaches. She participates on various ACC, UVA and departmental committees and has responsibilities in long-range planning and scheduling, policy and procedure development and implementation, and budgeting. Richardson has served as both chair of the NCAA Honors Committee and as a member of the NCAA Minority Opportunities and Interests Committee.

Currently Richardson is a member of the NCAA Wrestling Committee, chair of the ACC Wrestling Committee and a member of the ACC Awards Committee. She has also completed the NCAA Pathway Program, a year-long leadership development program for senior level athletics administrators, and she has also participated in the Division IA Athletics Directors' Institute and the NACDA Senior Administrators Mentoring Institute.

Richardson came to UVA from St. John's University in New York, where she was the Associate Athletics Director for External Affairs, directing all major fundraising events for the office of athletics development while assisting with annual giving efforts for several sports programs.

Prior to working at St. John's, Richardson was the Associate Athletics Director/Senior Woman Administrator at Columbia University where she served as a member of the athletics department's executive management team and supervised eight sports programs. She worked in a similar capacity at the University of



California, Santa Barbara, where she supervised 10 sports programs, in addition to the compliance staff, in her role as Associate AD/SWA.

Richardson spent six years at the West Coast Conference prior to assuming the UCSB position, serving first as Director of Championships and Membership Services before being promoted to Assistant Commissioner/SWA. She has also worked as the Director of Marketing for MAAC Properties, as well as a media relations assistant at Washington State, and has served internships at Nike and at the NCAA.

A California native, Richardson graduated from Stanford University with a degree in psychology. She is a member of the National Association of Collegiate Directors of Athletics and the National Association of Collegiate Women Athletics Administrators.

### VIRGINIA ON THE RADIO

Every women's game is presented on UVA's official flagship partners, Charlottesville Radio Group's Newsradio 1070 WINA. All games are produced by the Charlottesville Radio Group as is the weekly call-in show, Inside Virginia Women's Basketball.

Channing Poole (Virginia '13) provides the play-by-play, while Myron Ripley provides color commentary duties and Larry Johnson is the statistician. Virginia basketball alum Chelsea (Shine) Wilson '12 also provides color commentary for most games on the conference slate.

In addition to the broadcasts in the Charlottesville area by WINA, a number of games will be broadcast state-wide on affiliates of the Virginia Sports Radio Network. The games are produced by Virginia Sports Properties in association with the Charlottesville Radio Group.

Live and archived Virginia basketball gameday radio broadcasts can also be heard on the internet at [www.VirginiaSports.com](http://www.VirginiaSports.com).

### INSIDE VIRGINIA BASKETBALL RADIO SHOW

Inside Virginia Basketball is a weekly program on AM 1070 WINA that airs from January through the end of the season, from 6-7 p.m., usually on Monday evenings. The show, hosted by Channing Poole, features interviews with Coach Boyle and members of the women's basketball program and in-depth reports on ACC Women's basketball. To participate in the show, tweet questions @UVAWBBHoops or come watch in person at Buffalo Wild Wings in the Barracks Road Shopping Center (1935 Arlington Blvd., Charlottesville). Check [VirginiaSports.com](http://VirginiaSports.com) for updated schedule information.