

Virginia Women's Golf Fact Book



2014-15 Virginia Women's Golf: (from left) Assistant coach Calle Nielson, Kaira Martin, Lauren Diaz-Yi, Sarah Kolodzik, Lauren Coughlin, Ariana Dial, Lyndsey Hunnell, Sarah Kolodzik, Alex Hershberger, Lyberty Anderson, Briana Mao, Ju Hee Bae, Jessie Merrill, Maho Hayakawa and head coach Kim Lewellen.

2014-15 CAVALIERS

Name	Class	Hometown (High School)
Lyberty Anderson	Freshman	Chesterfield, VA (Manchester)
Ju Hee Bae	Freshman	Chantilly, VA (Chantilly)
Lauren Coughlin	Junior	Chesapeake, VA (Hickory)
Ariana Dial	Sophomore	Clarksville, MD (River Hill)
Lauren Diaz-Yi	Sophomore	Thousand Oaks, CA (Westlake)
Maho Hayakawa	Freshman	Lake Mary, FL (Lake Mary Prep)
Alexandra Hershberger	Junior	Basking Ridge, NJ
Lyndsey Hunnell	Freshman	Troutville, VA (Lord Botetourt)
Sarah Kolodzik	Freshman	Bellbrook, OH (Miami Valley)
Briana Mao	Senior	Folsom, CA (St. Francis)
Kaira Martin	Junior	Paradise Valley, AZ (Xavier Prep)
Jessie Merrill	Sophomore	Reston, VA (Herndon)
Elizabeth Szokol	Junior	Winnetka, IL (New Trier)

Head coach: Kim Lewellen

Assistant coach: Calle Nielson

Volunteer Assistant Coach: Dr. Bob Rotella (seventh season)

Cavalier Quick Facts

Location: Charlottesville, Va. 22904

Founded: 1819, by Thomas Jefferson

Enrollment: 21,238

President: Dr. Teresa A. Sullivan

Athletic Director: Craig Littlepage

Nicknames: Cavaliers, Wahoos, Hoos

Mascot: Cavalier

Colors: Blue & Orange

Conference: Atlantic Coast

Home Course: Birdwood Golf Course (Par 72; 6,820 yards)

2014-15 Virginia Schedule

Sept. 14-16	Cougar Classic	N. Charleston, S.C.
Sept. 19-21	Mason Rudolph Championship	Franklin, Tenn.
Oct. 10-12	Tar Heel Invitational	Chapel Hill, N.C.
Oct. 24-26	Landfall Tradition	Wilmington, N.C.
Feb. 8-10	UCF Challenge	Orlando, Fla.
Feb. 13-15	FSU Match-Up	Tallahassee, Fla.
March 6-8	Darius Rucker Intercollegiate	Hilton Head, S.C.
April 3-5	Bryan National Collegiate	Browns Summit, N.C.
April 17-19	ACC Championship	Greensboro, N.C.
May 7-9	NCAA Regional	TBA
May 22-27	NCAA Championships	Bradenton, Fla.



Head Coach

KIM LEWELLEN

The 2014-15 season marks the eighth year Kim Lewellen has directed the women's golf program at Virginia. During that time she has guided the Cavaliers to the NCAA Championships seven times.

In 2013-14, Lewellen's squad finished 14th at the NCAA Championships despite not having a single player on the roster who earned all-conference honors during the season. UVa was the runner-up at the ACC Championships and Lewellen was honored by the Virginia Sports Information Director's as the state's collegiate coach of the year.

Lewellen has directed Virginia to a number of outstanding accomplishments during her tenure and helped make the Cavaliers a team that is annually ranked among the tops in the nation.

One recent example of that came during the spring of 2013, when senior Brittany Altomare became the first UVa player to win the ACC individual championship and also earn first-team All-America honors.

During Lewellen's tenure, the Cavaliers have enjoyed their greatest success at the NCAA Championships.

In 2012, behind the eighth-place finish of sophomore Portland Rosen, the Cavaliers placed fourth for the

second consecutive season. Rosen received honorable mention All-America honors while Altomare was named a second-team All-American.

During her tenure at Virginia, Lewellen's teams have placed fourth (2012 & 2011),

eighth (2009), 12th (2008), 13th (2010) and 14th (2014) at the NCAA Championships. The only other schools to finish in the top-14 of the NCAA Championships over the same period of time are UCLA, Purdue, USC and Alabama.

Lewellen was recognized by the LPGA as its East Region college coach of the year in 2012 after also receiving the award in 2011 and 2010. In 2011 she was also named the National College Coach of the Year by the LPGA.

In 2011 Lewellen watched her first class of recruits graduate and led the Cavaliers to a fourth-place finish at the NCAA Championships, at that time the best showing in program history.

There were plenty of other highlights during the 2010-11 season. The Cavaliers won the Golfweek Conference Challenge and finished in the top four in eight of 12 tournaments, including the ACC Championships and NCAA West Regional.

Altomare placed first at the Golfweek Conference Challenge and The Landfall Tradition on the way to earning second-team All-America honors. Calle Nielson also picked up All-America accolades for the third time in her career. UVa finished the season ranked No. 5 by Golfstat and No. 7 by

THE LEWELLEN FILE

Coaching Experience

2007-Present	Virginia, head coach
2006-07	East Carolina, head coach
2003-04	The Citadel, head coach (M&W)

Coaching Honors

2011	LPGA National College Coach of the Year
2011	LPGA East Region College Coach of the Year
2010	LPGA East Region College Coach of the Year
2009	NGCA East Region Coach of the Year
2008	Virginia, ACC Coach of the Year

Professional Experience

1994-95	Women's European Pro Golf Tour
1997-2006	Future's Tour
1993-1997	LPGA Tour appearances

College

North Carolina	
B.A. in speech communications & psychology	1993
All-American	1993
All-ACC	1992-93
ACC 50th Anniversary team	2003
NCAA East Regional Champion	1993

Golfweek.

In 2009-10 Lewellen guided a team that featured three freshmen players in its lineup to a 13th place finish at the NCAA Championships. UVa finished the season ranked No. 11 in the final Golfweek standings.

Virginia was the runner-up at the ACC Championships behind the second-place finishes of freshman Brittany Altomare and junior Calle Nielson.

Both players earned All-America honors as Nielson finished first at the NCAA West Regional and Altomare was 15th at the NCAA Championships.

In 2008-09 Lewellen was named the East Region Coach of the Year after guiding the Cavaliers to a best-ever eighth-place finish at the NCAA Championships. Her team produced three players that earned some form of All-America recognition. Ranked in the top-five of the collegiate golf polls most of the season, the Cavaliers won the LSU Golf Classic and finished in the top four in eight of 11 tournaments during the season.

In 2008, her first year as the Virginia women's golf coach, Lewellen had a big impact on the program that is still in its first decade of competition. The highly energetic Lewellen saw her team placed 12th at the NCAA Championships.

That was not the only hallmark moment during the season. The Cavaliers made a strong showing at the NCAA East Regional, placing fifth overall to earn a bid to the NCAA Championships. For her efforts, Lewellen was named the ACC Coach of the Year.

Lewellen came to Virginia after spending two seasons as the head women's coach at East Carolina. She led the Pirates to the program's first ever Conference USA Championship in 2006 and a runner-up finish in 2007. Her 2006 squad qualified for the NCAA East Regional, the third time a team from ECU reached NCAA postseason play. In 2007 the Pirate squad qualified an individual competitor for the NCAA East Regional.

Before taking over the program at East Carolina, Lewellen served as both the head men's and women's coach at The Citadel for the 2003-04 season.

Lewellen, who competed at North Carolina from 1990-93 under her maiden name of Byham, was a two-time All-ACC performer during her junior and senior seasons. In 1993 she earned first-team All-America honors from the National Golf Coaches Association, only the second Tar Heel golfer to achieve that honor. As a senior, she won medalist honors at the NCAA East Regional Championships and helped North Carolina to its second straight eighth-place finish at the NCAA Championships. Her score of 3-under 213 at the NCAA East Regional still ranks as one of the 10 lowest tournament scores in Tar Heel history.

During her collegiate career Lewellen



won a total of three tournaments, including the Lady Tar Heel Classic in 1992 and the Woodbridge Collegiate in 1993. In 2003 she was honored as a member of the Atlantic Coast Conference 50th Anniversary Women's Golf Team. She was mentored at UNC by legendary coach Dot Gunnells.

Lewellen earned a bachelor's degree in speech communications and psychology from North Carolina in 1993.

After graduation, Lewellen spent one season on the Women's European Professional Golf Tour (1994-95) before gaining full membership status on the Future's Professional Golf Tour from 1997 to 1999. She claimed her first tour victory at the Briarwood Invitational in 1997. She has also competed in events on the LPGA tour from 1993 to 1997.

Lewellen's role as a golf instructor dates back to her undergraduate days when she worked as a teacher and counselor at North Carolina's Golf School from 1992 to 1994. From 1995 to 1997 she worked as the teaching professional at Carmel Country Club in Charlotte, N.C. In 1997, she was nominated

as North Carolina's Favorite Golf Teacher in Golf For Women Magazine. Lewellen served as the tournament director for the 2001 Carolina Celebrity Classic in Raleigh, N.C.

Lewellen was named East Carolina's women's head coach on Jan. 10, 2006, after Pirate coach Kevin Williams resigned at mid-season to become the head professional at Walnut Creek Country Club in Goldsboro, N.C.

Lewellen has appeared on The Golf Channel's reality shot "The Big Break" twice. The series allows competitors the chance to play in an LPGA tournament. In 2006 she was a member of the cast for "Big Break V: Hawaii" that was played at Turtle Bay Resort on Oahu. In 2007 she participated in "Big Break: The Reunion" which began airing in February.

Lewellen was born in Salisbury, Md. and grew up in Raleigh, N.C., She won back-to-back North Carolina State girls junior championships. While attending Broughton High School, she earned all-conference honors while competing for the boy's team.

She and her husband John, an Episcopal minister, have two sons, Jack and Simon.



Assistant Coach

CALLE NIELSON

Former Virginia All-American Calle Nielson joined the Virginia women's golf program as an assistant coach in the fall of 2014. Nielson played for Virginia from 2007 to 2011 and helped the Cavaliers to four consecutive top-15 finishes at the NCAA Championships.

Nielson served in a temporary role as an assistant coach for the Cavaliers during the 2012 NCAA Championships when former assistant coach Brian Bailie was unable to travel with the team due to a family matter.

Nielson won three tournaments dur-

ing her Virginia career including the 2010 NCAA West Regional title. She had 17 top-10 finishes as a collegiate and her best outing in four NCAA Championship appearances was a sixth-place finish in 2009 as a sophomore.

Three times (2009-2011) she was named an honorable mention All-American by the National Golf Coaches Association. She was tabbed a third-team All-American by Golfweek in 2009 and picked up honorable mention All-America honors by the publication in 2010 and 2011. She earned All-ACC

honors during each of her four seasons at Virginia.

A native of Nashville, Tenn., Nielson graduated from Virginia in 2011 with a degree in sociology. She played professionally on the Symetra Tour in 2012, 2013 and 2014. She has qualified for the U.S. Amateur four times (2007, 2009-2011) and has been named the Tennessee Women's Amateur Player of the Year four times (2008-2011), won the 2010 Tennessee Women's Amateur and the 2011 Women's Southern Amateur.

Volunteer Assistant Coach

DR. BOB ROTELLA

Rory McIlroy, Padraig Harrington and Darren Clarke all have something in common in addition to their victories in Majors. They are all clients of Dr. Bob Rotella, who works with the Virginia golf programs as a volunteer assistant coach.

Internationally known for his work in the area of applied sports psychology, Dr. Rotella is consistently recognized as the Top Sports Psychologist in the world.

Harrington thought so much of "Dr. Bob" that as a show of appreciation he gave him one of the British Open trophies - the Claret Jug - from his back-to-back wins in 2007 and 2008.

Rotella, who resides in Keswick, meets with the Cavalier players on a regular basis to assist with their mental approach to the game. His work with many of the world's best players provides a tremendous resource of information and knowledge for UVa's aspiring student-athletes.

Rotella's book, "Golf Is Not a Game of Perfect" is the best selling sport psychology book of all time and one of the three best selling golf books in history.

In 2012 he published his most recent book "The Unstoppable Golfer." It focuses on the short game--the putts, chips, pitches and bunker shots that have such a major impact on a player's score.

"We are extremely fortunate to have Dr. Bob Rotella as part of our support staff," said head coach Kim Lewellen. "Golfers of all abilities, from around the world, have been drawn to his teachings. His books have all become classics for golfers everywhere.

"His teachings are simple and direct -- and in the end, what 'Doc' says makes us play better golf. We are confident that his advice will improve our games just like it has many other accomplished golfers. What a privileged and invaluable resource for our student-athletes and for that we are truly grateful."

Since 1984 Dr. Bob Rotella has coached the winners of more than 74 major championships in men's, women's and senior professional golf. In 2011, he helped Darren Clarke win the British Open and



Keegan Bradley win the PGA Championship. Dr. Bob Rotella also works with winners in tennis, baseball, basketball and other sports. Anyone whose work or play involves mental challenges can benefit from his proven wisdom - from performers to business leaders.

He has served on the editorial board of Golf Digest and been a columnist for that publication. He is the past president of the North American Association for Applied Sports Psychology and a contributing editor for the Sport Psychology Journal.

He has worked as a consultant for personnel for the NBA, NFL, Major League Baseball, NASCAR, PGA Tour, LPGA Tour, Senior Tour, U.S. Olympic Ski Team and the U.S. Olympic Equestrian Team.

He has served as a corporate consultant

at companies including Merrill Lynch, General Electric, Ford, Tim Life, Coca Cola, Chrysler, Newsweek, Pepsi-Cola, Taco Bell and Pizza Hut.

The list of professional golfers he has consulted is exhaustive. It includes players such as Davis Love, III, Brad Faxon, Nick Price, Paul Azinger, Trevor Immelman, Billy Mayfair, Padraig Harrington, David Toms, Scott Verplank, Jeff Sluman, Fred Funk and Tom Kite.

In his more than two decades of service at the University of Virginia, Dr. Rotella was most recently Director of the Sports Psychology Department, one of the nation's best programs for sports psychology.

LYBERTY ANDERSON

Freshman • Manchester • Chesterfield, Va.



Virginia 2014 Fall (Freshman)

- In the lineup for three of four fall tournaments
- Posted a 77.11 stroke average
- Top outing came at Landfall Tradition where she shot 10-over 226 including season-low round of 71

Junior / Amateur Notes

- Won the 2014 Virginia State Golf Association Women's Amateur Champion
- The VSGA's co-women's golfer of the year for 2013
- Was the 2013 VSGA Virginias Women's Stroke Play champion
- Won the Richmond Women's Golf Association Championship for the fourth time in five years
- 2012 VSGA Junior Player of the Year
- A four-time qualifier for the U.S. Girls Junior Championship
- Four-time RWGA Women's Amateur Champion

Hickory High School / Personal

- Tied for first at the 2013 5A boy's state championship but lost medalist honors in a playoff
- Won the 2012 VHSL boy's 3A state title, becoming only the second female competitor to win the event since VHSL established three classifications in 1970
- Was named the 2012 Richmond Times Dispatch's player of the year
- In 2010, won the VHSL Girl's Open state title, setting a tournament record
- Was the VSGA's Junior Player of the Year in 2011
- Parents are Christle and Wayne
- Has a younger sister, Jurnee
- Born in Chesterfield, Va.

Career Statistics

Years	Rounds	Strokes	Avg.	Low
2014-2015	9	694	77.11	71

Career Best Tournament Finish: 61st, Landfall Tradition, Oct. 24-26, 2014

Career Top-10 Finishes: 0

Career Best 54-Hole Score: 226, Landfall Tradition, Oct. 24-26, 2014

Career Best 18-Hole Score: 71, Landfall Tradition, Oct. 25, 2014

TOURNAMENT RESULTS

2014-15

Date	Tournament	1-2-3-4	Par	Tot.	Pl.	UVa Pl.
9/14-16	Cougar Classic	76-79-76	+15	231	87	5
10/10-12	Tar Heel Invitational	78-82-77	+21	237	85	5
10/24-26	Landfall Tradition	79-71-76	+10	226	61	5



JU HEE BAE

Freshman • Chantilly • Chantilly, Va.

Virginia 2014 Fall (Freshman)


- Did not compete in any fall tournaments

Junior / Amateur Notes

- Medalist qualifier for 2012 USGA Girls' Championship
- Medalist qualifier for 2014 USGA Womens' Public Links Championship
- Played in the 2011 USGA Junior Girls' Championship
- Played in the 2012 USGA Junior Girls' Championship (round of 32)
- Played in the 2013 USGA Womens' Amateur Public Links Championship
- Played in the 2013 USGA Womens' Amateur Championship
- Played in the 2014 USGA Womens' Amateur Public Links Championship
- First at 2010 VSGA Junior Girls' Championship
- Semifinalist at 2010 VSGA Womens' Amateur Championship
- Finalist at 2011 VSGA Womens' Amateur Championship
- Was seventh at 2014 VSGA Womens' Stroke play Championship
- Placed 6th at 2010 AJGA Junior at Kingsmill Resort and Spa
- Had three top-three finishes for AJGA
- Best finish on the American Junior Golf Association's circuit was a second-place showing at the 2012 Cleveland Open

Chantilly High School / Personal

- Won the 2013 VHSL State Open Championship for girls and was runner-up in the same season for boys title
- Was runner-up at the event in 2010
- Won three conference titles at Chantilly
- Played in both the boys and girls state championships all four years
- Born in South Korea and lived there until she was eight when her family moved to Canada before eventually relocating to Virginia
- Parents are Hyun Ok and Pan Han
- Has one sister, Sally



LAUREN COUGHLIN

Junior • Hickory • Chesapeake, Va.



Virginia

2014 Fall (Junior)

- Played in all four fall tournaments
- Led UVa in scoring at Mason Rudolph with 16th-place finish
- Best tournament score was 2-over 218 at Cougar Classic to open the fall

2013–14 (Sophomore)

- Led the team with a 74.61 stroke average
- Cavaliers No. 2 finisher at NCAAs, placing 48th at +12, 292
- Topped UVa with 15th-place finish at NCAA East Regional
- Shot 2-under 214 at Regional to post team's low tournament score of the year
- Regional score was career low 54-hole tournament total
- Ranked 15th in ACC in stroke average scoring
- Placed fifth at the ACC Championships, the best finish of her career
- At the time, her 4-over 220 matched her best collegiate tournament score
- Had five top-25 finishes during the season
- Previous to ACCs, turned in best finish of her career with seventh-place performance at Texas A&M's Mo-Morial
- Shot then-career best 4-over 220 at Mo-Morial to finish as UVa's No. 2 scorer

2012-13 (Redshirt Freshman)

- Played in two spring tournaments
- Placed 20th in first collegiate event at UCF Challenge
- Posted a 69 in her first collegiate round
- Was 60th at Darius Rucker Intercollegiate

2011-12 (Freshman)

- Did not play in any tournaments

Junior / Amateur Notes

- Took top honors at 2014 Virginia State Golf Association Virginias Women's Stroke Play Championship
- Won 2013 VSGA Women's Amateur Championship to become the third player in 15 years to claim back-to-back titles at the event
- Runner-up at the 2009 and 2010 Virginia State Golf Association's Girls Championship
- One of eight girls on the Virginia team that competed against the top juniors from Maryland in 2009 and 2010
- One of four girls selected to the VSGA-MGA Junior team in 2010
- Had a pair of top-five finishes at AJGA events including a seventh place finish in the 72-player field at the Junior Girls Championships
- Qualified for the same event in 2009
- Named to the AJGA/HP Scholastic Honor Roll
- Was ranked No. 139 nationally among all junior players when she signed with UVa

Hickory High School / Personal

- The first girl to play on the Hickory High School boys team for all four years
- Named to the VHSL all-state boys and girls teams in 2010 after winning all-state girls honors in 2008 and 2009
- Was first-team all-district as a sophomore, junior and senior
- Placed third at the girls state championship in 2010 after finishing second in 2009
- Recognized by the Chesapeake School Board as a Chesapeake Scholar Athlete in 2008, 2009 and 2010
- Born in Minneapolis, Minn.
- Parents are Yvette and Michael
- Has a younger sister and younger brother



Career Statistics

Years	Rounds	Strokes	Avg.	Low
2012-13	6	456	76.00	69
2013-2014	31	2313	74.61	70
2014-2015	12	892	74.33	71
Totals	49	3661	74.71	69

Career Best Tournament Finish: 5th, ACC Championships, April 17-19, 2014

Career Top-10 Finishes: 2

Career Best 54-Hole Score: 214, NCAA East Regional, May 8-10, 2014

Career Best 18-Hole Score: 69, UCF Challenge, Feb. 10, 2013

TOURNAMENT RESULTS

2012-13

Date	Tournament	1-2-3-4	Par	Tot.	Pl.	UVa Pl.
2/10-12	UCF Challenge*	69-77-74	+4	220	20	na
3/8-10	Rucker Intercollegiate	81-79-76	+23	236	60	5

2013-14

Date	Tournament	1-2-3-4	Par	Tot.	Pl.	UVa Pl.
9/9-11	Mo Morial	76-73-71	+4	220	7	2
9/20-22	Mason Rudolph	78-78-79	+19	235	72	4
10/25-27	Landfall Tradition	76-78-80	+18	234	55	4
2/14-16	FSU Match-Up	73-78-74	+9	225	25	4
3/7-9	Rucker Intercollegiate	75-74-76	+12	225	36	2
3/14-16	Gator Invitational	73-72-76	+11	221	21	2
3/28-30	Bryan National	78-73-76	+11	227	20	2
4/17-19	ACC Championships	71-73-76	+7	220	5	2*
5/8-10	NCAA East Regional	70-72-72	-2	214	15	1
5/19-23	NCAAs	77-73-72-70	+12	292	48	2

2014-15

Date	Tournament	1-2-3-4	Par	Tot.	Pl.	UVa Pl.
9/14-16	Cougar Classic	73-74-71	+2	218	26	4
9/19-21	Mason Rudolph	71-74-77	+6	222	16	1
10/10-12	Tar Heel Invitational	78-75-74	+11	227	46	3
10/24-26	Landfall Tradition	77-72-76	+9	225	55	4

* Competed as an individual



ARIANA DIAL

Sophomore • River Hill • Clarksville, Md.



Virginia

2014 Fall (Sophomore)

- Did not play in any tournaments

2013-14 (Freshman)

- Joined the team through tryout process
- Did not play in any tournaments

Junior / Amateur Notes

- Top finishes were in two CAGT tournaments in 2011 and placed third in MAPGA, Jr tournament at Andrews Air Force Base
- Placed sixth in IJGT tournament at Falcons Fire Golf Course in 2012
- Ranked top five for the CAGT tour in 2010-2011.


Hickory High School / Personal

- Won four varsity letters at River Hill High School playing for coach Matthew Graves
- Also a member of the Hawks' tennis team
- Spent a post-graduate year at Hank Haney International Junior Golf Academy
- MVP and team captain from 2008-2012
- Maryland state semi-finalist in 2010-2011
- All-county first team in 2010-2011 and 2011-2012
- Received Maryland's Scholar Athlete Award and River Hill's Scholar Athlete Award from 2008-2012 for both golf and tennis
- Parents are Janine and Alphonso
- Has two younger brothers
- Uncle, Alan Dial, played football as a defensive back at UCLA and for the Philadelphia Eagles



LAUREN DIAZ-YI

Sophomore • Westlake • Thousand Oaks, Calif.



Virginia

2014 Fall (Sophomore)

- Finished the fall ranked No. 22 by Golfweek and No. 26 in the Golfstat College Cup standings
- Led the team in scoring with a 72.08 stroke average
- Named the ACC Golfer of the Month for October
- Won the first tournament of her career when she placed first at the Tar Heel Invitational
- Shot a career-low 7-under 209, taking medalist honors by four strokes
- Matched her career-low 18-hole score with a 3-under 69 during the final round
- Was UVa's No. 2 scorer in other three fall tournaments
- Finished the fall ranked No. 5 among ACC players in stroke average

2013-14 (Freshman)

- Led Cavaliers with 28th place finish at NAAs
- Posted sixth best finish by a freshman at national championships
- Finished 29th at NCAA East Regional
- Set career low tournament score by finishing at 2-over 218
- Tied for 25th at ACC Championships to help UVa place second
- Ranked No. 16 in ACC in stroke average (74.91)
- Top finish was seventh-place showing at FSU Match-Up tournament to open the spring
- Had her low single-round (70) at FSU Match-Up
- Led team in scoring at the FSU Match-Up and Rucker Intercollegiate

Junior / Amateur Notes

- Won the 2013 USGA U.S. Women's Public Links Championship
- Reached the quarterfinals of the 2013 U.S. Women's Amateur
- Was ranked the No. 21 player for the Class of 2013 by Junior Golf Score-board when she signed with UVa
- Quarterfinalist at 2012 U.S. Girls Junior Championship
- Reached the match play portion of the 2012 U.S. Women's Pub Links
- Also qualified for the U.S. Pub Links in 2008 and 2009
- AJGA Junior All-Star event for golfers ages 12 to 15
- In 2012, was one of the top 18 juniors in Southern California to play in the fresh&easy Kraft Foods Legacy Junior Challenge at the Mission Hills Country Club in Rancho Mirage for the opportunity to qualify for the Kraft Nabisco Championship
- Finished third at the Legacy Junior Challenge
- Placed 21st at the Junior PGA Championship
- Was 14th at the AJGA Junior Challenge and was fifth at the U.S. Girls Junior Championship
- Finished 21st at the Rolex Girls Junior Championship
- Placed 17th at the Polo Golf Junior Classic
- In 2012 tied for fifth at Under Armour/Gary Woodland Championship
- Won the 2009 AJGA Junior All-Star

Westlake High School / Personal

- Tied for second at the 2010 CIF/WSCGA state championship qualifier
- Tied for third at 2009 CIF/WSCGA state championship
- Placed second at 2009 CIF Northern Team Divisonal Championship
- Father is Oswald and mother is Connie
- Born in Glendale, Calif.

Career Statistics

Years	Rounds	Strokes	Avg.	Low
2013-2014	34	2547	74.91	70
2014-2015	12	865	72.08	69
Totals	46	3412	74.17	69



Career Best Tournament Finish: 1, Tar Heel Invitational, Oct. 10-12, 2014

Career Top-10 Finishes: 2

Career Best 54-Hole Score: 209, Tar Heel Invitational, Oct. 10-12, 2014

Career Best 18-Hole Score: 69, (3 times most recently) Tar Heel Invitational, Oct. 11, 2014

TOURNAMENT RESULTS

2013-14


Date	Tournament	1-2-3-4	Par	Tot.	Pl.	UVa Pl.
9/9-11	Mo Morial	73-76-76	+9	225	22	4
9/20-22	Mason Rudolph	76-77-79	+16	232	63	3
10/11-13	Tar Heel Invitational	78-79-74	+15	231	76	4
10/25-27	Landfall Tradition	78-77-74	+13	229	33	3
2/14-16	FSU Match-Up	76-73-70	+3	219	7	1
3/7-9	Rucker Intercollegiate	79-73-71	+10	223	26	1
3/14-16	Gator Invitational	75-71-76	+12	222	27	3
3/28-30	Bryan National	79-73-79	+15	231	33	3
4/17-19	ACC Championships	73-76-80	+16	229	25	3
5/8-10	NCAA East Regional	70-75-73	+2	218	29	2
5/19-23	NAAs	71-71-75-71	+8	288	28	1

2014-15

Date	Tournament	1-2-3-4	Par	Tot.	Pl.	UVa Pl.
9/14-16	Cougar Classic	69-71-74	214	-2	15	2
9/19-21	Mason Rudolph	78-69-78	225	+9	30	2
10/10-12	Tar Heel Invitational	70-69-70	209	-7	1	1
10/24-26	Landfall Tradition	72-70-75	217	+1	14	2

MAHO HAYAKAWA

Freshman • Lake Mary Prep • Lake Mary, Fla.



Virginia 2014 Fall (Freshman)

- Only tournament appearance came at Mason Rudolph where she competed as an individual
- Placed 30th, shooting 9-over 225 that included an opening round 70

Junior / Amateur Notes

- Medalist at Florida State Golf Association's Girls' Junior Match Play Championship in 2013
- Tied for eighth at FSGA women's amateur stroke play championship
- Was fourth at FSGA Girls' Junior Championship
- In 2013, was the runner up at the Hurricane Junior Golf Tour's (HJGT) Falcon's Fire and Orlando Junior Challenge tournaments
- Placed second at Future Collegians World Tour (FCWT) at Harmony Golf Preserve
- Had top-five finishes at FCWT MetroWest and Orage County National and HJGT at Timacuan
- Attended Mike Bender Golf Academy and competed at the same high school as UVa men's freshman Austen Truslow

Lake Mary Prep / Personal

- xxx

Career Statistics

Years	Rounds	Strokes	Avg.	Low
2014-2015	3	225	75.00	70

Career Best Tournament Finish: 30th, Sept. 21, 2014, Mason Rudolph

Career Top-10 Finishes: 0

Career Best 54-Hole Score: 225, Sept. 21, 2014, Mason Rudolph

Career Best 18-Hole Score: 70, Sept. 19, 2014, Mason Rudolph

TOURNAMENT RESULTS

2014-15

Date	Tournament	1-2-3-4	Par	Tot.	Pl.	UVa Pl.
9/19-21	Mason Rudolph*	70-80-74	+9	225	30	2

* Competed as an individual



ALEX HERSHBERGER

Junior • Ridge • Ridge, N.J.

Virginia 2014 Fall (Junior)

- Only tournament appearance came at Mason Rudolph
- Was 63rd after shooting 235

2013-14 (Sophomore)

- Played in three fall tournaments, all as an individual competitor
- Was 24th at Texas A&M's Mo-Morial in her best collegiate finish
- Turned in her best collegiate single-round (70) and tourney score (223) at the Mason Rudolph

2012-13 (Freshman)

- Played in the final three tournaments of the fall
- Competed as an individual at the Mason Rudolph, placing 60th
- Qualified for the UVa lineup for the Fall Preview and Tar Heel Invitational
- Was Cavaliers' No. 3 finisher at the Fall Preview (67th, 231)
- Low round was 73 at Tar Heel Invitational

Amateur & Junior Notes

- Won the 2013 WMGA/MGA Women's Public Links for the tri-state area of N.Y., N.J. and Conn.
- Runnerup at 2013 New Jersey State Golf Association's Women's Amateur
- Won the 2012 New Jersey Golf Association's Women's Championship
- Runner-up at the 2011 New Jersey Golf Association's Women's Championship
- One of 12 female junior golfers selected in October, 2011 for Hewlett Packard Scholastic American Junior Golf Association All-American team
- Placed second at the 2011 Deutsch Bank Partners Shoot-Out
- Was fourth at the 2011 Lessing's Classic
- In May 2011 she was named Golfweek's junior of the week after placing first at the International Junior Golf Tour's tournament at the Hershey (Pa.) Country Club
- Was ranked as high as No. 30 in the AJGA Polo junior golf standings, No. 43 by Golfweek and No. 98 by Junior Scoreboard

Ridge High School / Personal

- A first-team all-state golfer as a senior at Ridge High School
- Winner of the 2010 New Jersey State Golf Association's Junior Girl Championship
- Helped Ridge High School to the 2012 and 2011 state championships in only the program's third and fourth years of existence
- Mother, Madeleine, was a member of the Swedish National Team and competed at Florida International University

Career Statistics

Years	Rounds	Strokes	Avg.	Low
2012-2013	9	702	78.00	73
2013-2014	9	680	75.56	70
2014-2015	3	235	78.33	75
Totals	21	1617	77.00	70

Career Best Tournament Finish: 24, Mo Morial, Sept. 9-11, 2013

Career Top-10 Finishes: 0

Career Best 54-Hole Score: 223, Mason Rudolph, Sept. 20-22, 2013

Career Best 18-Hole Score: 70, Mason Rudolph, Sept. 22, 2013



TOURNAMENT RESULTS

2012-13

Date	Tournament	1-2-3-4	Par	Tot.	Pl.	UVa Pl.
9/21-23	Mason Rudolph*	82-80-76	+22	238	60	na
10/5-7	Fall Preview	75-80-76	+15	231	67	3
10/12-14	Tar Heel Invitational	73-83-77	+17	233	63	5

2013-14

Date	Tournament	1-2-3-4	Par	Tot.	Pl.	UVa Pl.
9/9-11	Mo Morial*	77-72-77	+10	226	24	na
9/20-22	Mason Rudolph*	75-78-70	+7	223	32	na
10/11-13	Tar Heel Invitational*	76-80-75	+15	231	76	na

2014-15

Date	Tournament	1-2-3-4	Par	Tot.	Pl.	UVa Pl.
9/19-21	Mason Rudolph	75-82-78	+19	235	63	5

* Competed as an individual

LYNDSEY HUNNELL

Freshman • Lord Botetourt • Troutville, Va.



Virginia 2014 Fall (Freshman)

- Did not play in any tournaments

Junior / Amateur Notes

- Selected as the Roanoke Valley Women's Player of the year in 2012
- Was selected the Roanoke Valley girls player of the year from 2010 to 2013
- Won the Roanoke Valley Women's City County Tournament in 2012
- Selected to the VSGA Poindexter Cup Team and Mid Atlantic Challenge Teams in 2012 and 2013
- Finished fourth in the VSGA Women's stroke play tournament in 2013
- Was runner up in the Roanoke Valley Women's Hall of Fame Tournament in 2011 and 2012 with a third place in 2013
- Played for the three-person Virginia Team in the USGA Women's State Team Tournament (finished third)


Lord Botetourt / Personal

- Was the Blue Ridge District Player of the Year in 2013
- Roanoke Valley Girls' Player of the Year in 2010, 2011, 2012 and 2013
- The runner-up at the VHSL State Open in 2012 and finished sixth in 2013
- All-state selection in 2012 and 2013
- Helped Lord Botetourt finish third at 2012 state championships
- Parents are Cindy and Jeffrey
- Born in Roanoke, Va.



SARAH KOLODZIK

Freshman • Miami Valley School • Bellbrook, Ohio



Virginia 2014 Fall (Freshman)

- Played in the Tar Heel Invitational and Landfall Tradition tournaments
- Competed in both events as a non-scoring individual

Junior / Amateur Notes

- 2014 Ohio Women's Amateur Champion
- Listed No. 40 in the Golfweek/Sagarin Rankings for Class of 2014
- Ranked No. 138 in AJGA Polo Golf Rankings when she enrolled at UVa
- Placed fifth at the 2013 Golfweek Junior Tour's Clicgear Challenge
- Was seventh at 2012 AJGA Lockton Kansas City Junior Open
- Third at 2012 USGA Girls Sectional Qualifier
- Finished eighth at 2012 Women's Western Golf Junior Championship and Hudson Junior Girls Invitational
- Was second at 2012 FCWT Yankee Trace Open
- Won the 2012 Golfweek Junior at Shaker Run

Miami Valley School / Personal

- A four-time first-team All-Ohio honoree
- Finished fourth at the 2013 OHSAA Girls Division II state championship
- Was the runner up as a junior at championship and fourth as a sophomore
- Was the runner up at the 2010 Ohio Division II state tournament for Miami Valley School
- Played for the boy's team in 2010 because there were not enough female golfers at her school to form a girls team
- Parents are Joan and Paul
- Has older brothers, Daniel and Matthew
- Brother, Daniel, wrestled at Princeton
- Born in China

Career Statistics

Years	Rounds	Strokes	Avg.	Low
2014-2015	6	464	77.33	74

Career Best Tournament Finish: 74th, Landfall Tradition, Oct. 24-26, 2014

Career Top-10 Finishes: 0

Career Best 54-Hole Score: 230, Landfall Tradition, Oct. 24-26, 2014

Career Best 18-Hole Score: 74, Landfall Tradition, Oct. 24, 2014

TOURNAMENT RESULTS

2014-15


Date	Tournament	1-2-3-4	Par	Tot.	Pl.	UVa Pl.
10/10-12	Tar Heel Invitational*	78-77-79	+18	234	80	na
10/24-26	Landfall Tradition*	74-79-77	+14	230	74	na

* Competed as an individual



BRIANA MAO

Senior • St. Francis • Folsom, Calif.



Virginia

2014 Fall (Senior)

- Finished the fall ranked No. 88 by Golfweek and No. 91 by Golfstat
- Was third on the team with a 73.50 stroke average
- Top finish was a 19th-place showing at Tar Heel Invitational
- Posted a low round of 68 at Cougar Classic

2013–14 (Junior)

- Placed 50th at the NCAA Championships
- Shot career low 67 in final round at NCAAs
- Finished third at ACC Championships, shooting 2-over 218
- Tourney score was her low outing for the season
- Helped Virginia to runner-up finish at ACCs
- Was 41st at NCAA East Regional (+5, 221)
- Finished second on the team with 74.88 stroke average
- Tied for 16th in ACC in stroke average scoring
- In addition to ACCs, led UVa in scoring at Landfall Tradition and Bryan National Collegiate
- Best finish in the fall was 11th-place effort at Texas A&M's Mo-Morial where she was 11th overall and third for UVa
- Was team's No. 2 scorer at Mason Rudolph, Tar Heel Invitational and FSU Match-Up events

2012-13 (Sophomore)

- Named to All-ACC team
- Finished the season with UVa's second best stroke average at 74.30
- Stroke average ranked No. 9 in the ACC
- Placed 9th at ACC Championships
- Ranked No. 66 in final Golfweek standings and No. 99 by Golfstat
- Picked up ACC Player of the Month honors for February after winning the UCF Challenge
- Became the fifth player in program's history to earn medalist honors
- One of five ACC players to win a tournament during the season
- Shot career-best 4-under 212 at UCF
- Her second round score of 3-under 69 was also a career best
- Also recorded top-10 finishes in the spring at Darius Rucker Intercollegiate (ninth) and Bryan National Collegiate (seventh)
- Best finish in the fall was 17th-place effort at Mason Rudolph

2011-12 (Freshman)

- Qualified for 2012 U.S. Women's Open Championship
- Placed 38th for UVa at NCAA Championships
- Shot 1-over during final 36 holes of NCAA Championships
- Matched her low round for the season with even par 72 during third round of NCAAs
- Finished 18th at NCAA Central Regional (+10, 226)
- Led UVa at ACC Championships with 11th-place finish
- Second on the team with a 74.96 stroke average
- Her stroke average ranked No. 3 among ACC freshmen and 12th overall
- Top finish was seventh-place showing at Darius Rucker Intercollegiate
- Best tourney score was 2-over 218 at Liz Murphey Collegiate
- Tied for first in December at Joanne Winter Arizona Silver Belle Golf Championship

Amateur and Junior Notes

- Advanced to the round of 16 at the 2013 U.S. Women's Amateur Public Links
- Was third at the 2013 Women's Eastern Amateur
- Was ranked No. 53 by Junior Golf Scoreboard and the No. 86 junior in the nation by Golfweek when she signed with UVa
- Qualified for the 2010 U.S. Girls Junior Championships



- In 2010 played in the Callaway Golf Junior World Championships for the second consecutive
- Played in the 2009 Public Links Championship
- In AJGA events, she won the 2010 U.S. Girls Junior Qualifier in 2010 and took top honors at the AJGA Southeast Junior Open in 2009
- Played back-to-back years with Mark O'Meara during the First Tee Open tournament at Pebble Beach
- Member of Sacramento's First Tee program for the past eight years
- Selected for The First Tee Open in 2009 and 2010
- Participant in The First Teen Open Future Leaders Forum in 2010



St. Xavier High School / Personal

- Helped team to the 2009 NCGA/CIF Girls Northern California Championship and the school's second straight top-five finish in the California state championships
- Was the Sacramento Delta League MVP for the 2007-2010 seasons
- Named Sacramento player of the year for 2009 and 2010
- Sacramento Taiwanese Culture Foundation Scholarship Award in 2008 and 2010
- Born in Sacramento, Calif.
- Parents are Tiffany and Lee

Career Statistics

Years	Rounds	Strokes	Avg.	Low
2011-2012	24	1799	74.96	72
2012-2013	27	2006	74.30	69
2013-2014	34	2546	74.88	67
2014-2015	12	882	73.50	68
Totals	97	7233	74.57	67

Career Best Tournament Finish: 1st, UCF Challenge, Feb. 10-12, 2013

Career Top-10 Finishes: 6

Career Best 54-Hole Score: 212, UCF Challenge, Feb. 10-12, 2013

Career Best 18-Hole Score: 67, NCAA Championships, May 23, 2014

TOURNAMENT RESULTS

2011-12

Date	Tournament	1-2-3-4	Par	Tot.	Pl.	UVa Pl.
10/14-16	Stanford Intercollegiate	76-78-76	+17	230	75	4
3/2-4	Rucker Intercollegiate	73-72	+3	145	7	1
3/9-11	LSU Golf Classic	77-76-79	+16	232	36	1
3/30-4/1	Liz Murphey Collegiate	72-74-72	+2	218	18	2
4/6-8	Bryan National	76-79-72	+11	227	35	3
4/13-15	ACC Championships	75-74-75	+11	224	11	1
5/10-12	NCAA Regional	78-74-74	+10	226	18	2
5/22-25	NCAA Championships	77-75-72-73	+9	297	38	3

2012-13

Date	Tournament	1-2-3-4	Par	Tot.	Pl.	UVa Pl.
9/8-10	Cougar Classic	71-76-76	+7	223	54	4
9/21-23	Mason Rudolph	71-81-74	+10	226	17	3
10/5-7	Fall Preview	79-84-75	+22	238	81	5
2/10-12	UCF Challenge	70-69-73	-4	212	1	1
3/8-10	Rucker Intercollegiate	79-69-71	+6	219	9	1
3/15-17	Gator Invitational	76-72-73	+11	221	20	3
3/29-31	Bryan National Coll.	70-76-73	+3	219	7	3
4/19-21	ACC Championships	74-72-79	+12	225	9	2
5/9-11	NCAA Regional	75-74-74	+7	223	44	2

2013-14

Date	Tournament	1-2-3-4	Par	Tot.	Pl.	UVa Pl.
9/9-11	Mo Morial	73-75-73	+5	221	11	3
9/20-22	Mason Rudolph	79-74-75	+12	228	46	2
10/11-13	Tar Heel Invitational	76-71-78	+9	225	48	2
10/25-27	Landfall Tradition	79-77-71	+11	227	22	1
2/14-16	FSU Match-Up	72-77-75	+8	224	16	2
3/7-9	Rucker Intercollegiate	79-73-83	+22	235	74	4
3/14-16	Gator Invitational	77-73-78	+18	228	49	4
3/28-30	Bryan National	77-76-73	+10	226	19	1
4/17-19	ACC Championships	71-73-74	+5	218	3	1
5/8-10	NCAA East Regional	72-71-78	+5	221	41	4
5/19-23	NCAAs	79-77-70-67	+13	293	50	3

2014-15

Date	Tournament	1-2-3-4	Par	Tot.	Pl.	UVa Pl.
9/14-16	Cougar Classic	73-76-68	+1	217	22	3
9/19-21	Mason Rudolph	74-78-73	+9	225	30	2
10/10-12	Tar Heel Invitational	74-71-75	+4	220	19	2
10/24-26	Landfall Tradition	74-74-72	+4	220	24	3

KAIRA MARTIN

Senior • Xavier Prep • Paradise Valley, Ariz.



Virginia 2014 Fall (Senior)

- Did not play in any tournaments

2013-14 (Junior)

- Played in the Mo-Morial and Tar Heel Invitational tournaments
- Finished 43rd at Mo-Morial while competing as an individual, her best collegiate finish

2012-13 (Sophomore)

- Played in the Mason Rudolph Intercollegiate in the fall and the Gator Invitational in the spring
- Finished 45th at 17-over 233 at Mason Rudolph
- Had a season-low round of 76 at Gator Invitational

2011-12 (Freshman)

- Played in the Stanford Intercollegiate, Landmark Tradition and LSU Classic tournaments
- Was a non-scoring individual at Stanford and LSU
- Best single-round score was 74 she posted at Stanford
- Was 64th at the Gator Invitational
- Posted best round of the season, 76, at Gator Invitational

Amateur and Junior Notes

- Finished ninth at 2013 Women's TRANS National Amateur
- Competed in the 2013 U.S. Women's Public Links Championship
- A two-time AJGA Rolex Junior honorable mention All-American
- As a 2011 senior, ranked as high as the sixth, eighth and 11th player in the 2011 Class by AJGA Polo Rankings, Junior Golf Scoreboard and Golfweek
- Since 2005 has won six tournament championships including four AJGA titles and posted 10 top-five finishes at AJGA events
- Competed at the 2010 U.S. Amateur, 2009 U.S. Girls Junior and 2007 U.S. Women's Amateur Public Links Championships
- In 2009 & 2010 she was first at the AJGA's Midwest Juniors Championship
- Took top honors at the 2008 Arizona State Women's Amateur Stroke Play Championships
- Represented the United States in the 2010 Aaron Baddeley International Junior Championship in China

Xavier Prep/ Personal

- Two-Time National High School Golf Coaches Assoc. Girls All-American
- While competing at Xavier Prep she was named the 2009 Arizona State High School Girls Golfer of the Year
- That year she set the all-time Arizona 5A tournament scoring record by shooting 11-under 133
- In 2009 she won the Arizona 5A High School title
- Helped her team set the all-time national high school unbeaten streak during her career at Xavier Prep
- Between 1996 and 2009 the team won 145 consecutive matches
- Earned all-state honors in 2007, 2008, 2009 and 2010
- Received the President's Award for Educational Achievement
- Parents are Katie and Stewart
- Born in Honolulu, Hawaii
- Grandfather, R.J. Martin, played college baseball at Western Carolina
- Father received his M.S. at UVa's McIntire School of Commerce

Career Statistics

Years	Rounds	Strokes	Avg.	Low
2011-2012	9	713	79.22	74
2012-2013	6	467	77.83	76
2013-2014	6	465	77.50	75
Totals	21	1645	78.33	74



Career Best Tournament Finish: 43, Mo Morial, Sept. 9-11, 2013

Career Top-10 Finishes: 0

Career Best 54-Hole Score: 226, Stanford Intercollegiate, Oct. 14-16, 2011

Career Best 18-Hole Score: 74, Stanford Intercollegiate, Oct. 15, 2011

TOURNAMENT RESULTS

2011-12

Date	Tournament	1-2-3-4	Par	Tot.	Pl.	UVa Pl.
10/14-16	Stanford Intercollegiate*	75-74-77	+13	226	68	na
10/28-30	Landmark Tradition	87-79-83	+33	249	84	5
3/9-11	LSU Golf Classic*	76-82-80	+26	238	53	na*

2012-13

Date	Tournament	1-2-3-4	Par	Tot.	Pl.	UVa Pl.
9/21-23	Mason Rudolph	79-77-77	+17	233	45	5
3/15-17	Gator Invitational	82-81-76	+24	234	64	4

2013-14

Date	Tournament	1-2-3-4	Par	Tot.	Pl.	UVa Pl.
9/9-11	Mo Morial*	76-81-75	+16	232	43	na
10/11-13	Tar Heel Invitational	80-76-77	+17	233	85	5

* Competed as an individual

JESSIE MERRILL

Sophomore • Herndon • Reston, Va.



Virginia 2014 Fall (Sophomore)

- Did not play in any tournaments
- Transferred to Virginia from Wisconsin
- Did not compete for the varsity golf program her first season at UVa
- Played all 6 events for UVa mens club golf team (ranked 4th nationally)

Wisconsin 2012-13 (Freshman)

- Did not play in any tournaments

Amateur and Junior Notes

- Quarter-finalist at the 2014 Virginia Women's Amateur tournament
- Bedell-Dozier Champion – 2014 CCV Invitational in Richmond, Virginia
- Selected to 24-women Virginias team in the 2014 Virginias-Carolinas matches
- Ranked second in her 2012 class within the state of Virginia by Junior Golf Scoreboard
- One of 8 female junior golfers from Virginia to dominate their Maryland counterparts in the 2012 Virginia-Maryland team matches
- Runner-up at the 2011 Junior North & South Championship in Pinehurst where she carded her low 3-day tourney score (223)
- Top-10 finish at the 2011 AJGA Rochester Open. Three additional AJGA top-20 finishes
- Runner-up at the IJGT Tournament at Hershey East (Girls 16-18) in 2011 and multiple top-five finishes on the Peggy Kirk Bell Girls tour in 2011 and 2012
- Runner-up Girls 2010 MAPGA Player of the Year (2nd/ 42) and runner-up 2010 MAPGA Tour Championship, US Naval Academy Golf Club, during junior golf rookie season

Herndon High School and Personal

- A first-team all-state golfer, four-year letter winner and 2010 MVP of the Herndon High School boys golf team which she captained her junior and senior years
- Top-10 finishes at the VHSL Girls State Open Championship in both 2011 and 2010
- Parents are Tracey and Dave (CLAS '83)
- Has two older brothers Sam and Luke, and an older sister Katie (NURS '12, '16)
- Her uncle and grandfather were professional baseball players
- Bert Heffernan, Sr., pitched a perfect game in the Carolina League and Bert, Jr., was a first-team All-American catcher at Clemson and played for the Seattle Mariners



ELIZABETH SZOKOL

Junior • New Trier • Winnetka, Ill.



Virginia 2014 Fall (Junior)

- Transferred to Virginia after playing for two years at Northwestern
- Finished the fall ranked No. 81 by Golfweek and No. 87 by Golfstat
- Second on the team with a 73.42 stroke average
- Led the team in scoring at Cougar Classic and Landfall Tradition
- Topped off the fall with fourth-place finish at Landfall Tradition
- Low tourney of the fall was 4-under 212 at Cougar Classic

Northwestern 2013-14 (Sophomore)

- Second Team All-Big Ten
- Academic All-Big Ten
- Played in all 12 events, compiling a 75.17 scoring average, which ranks ninth in NU single-season history
- Had six rounds under par, one top-10 finish and three top-20 showings
- Competed at 2014 NCAA Championships, helping NU tie for 15th
- Carded a 3-under 67 during the second round for career-low for 18 holes, which was a stroke off the program record
- Second-highest NU finisher at the NCAA West Regional, helping the Wildcats finish eighth and qualify for the 2014 NCAA Championships
- Placed in the top 15 at the 2014 Big Ten Championships, helping NU finish third
- Helped Northwestern set a new single-round program record, carding an 11-under 277 to finish first at the Liz Murphey Collegiate Classic
- Had her best finish of the season at the Liz Murphey, placing fifth with a 2-under 70
- Helped Northwestern win the 2014 Hurricane Invitational, carding an 8-over 221 (73-73-75) to tie for 26th

2012-13 (Freshman)

- Played in eight of 12 events on the year
- Key part of the starting lineup in the Wildcats' final four events of the season
- Finished the season with a 76.70 scoring average with three rounds of par or better
- Played at the 2013 NCAA Championships and had NU's low round (67) of the tournament tying for 80th
- Registered career lows at the 2013 NCAA East Regional with a third-round score of 4-under 68 and 54-hole total of 3-over 219
- Second in the NU standings (32nd) at the regional and helped Northwestern finish sixth to qualify for just the second trip to the NCAA Championships in program history
- One of three Wildcats to finish in the top 10 (ninth) at the 2013 Big Ten Championships, helping NU tie for first and claim a share of the first conference title in program history
- Carded a career-low score of 8-over 224 (74-75-75) at Big Ten Championships

Amateur/Junior Golf

- 2012 Illinois Women's Amateur Champion
- Qualified for the championship flight at the Women's Western Amateur
- Was ranked second in her 2012 class within the state of Illinois by Junior Golf Scoreboard
- Had four top-20 finishes, in as many starts, during the summer of 2011 in AJGA events

High School/Personal

- Four-year letterwinner at New Trier High School
- All-state and all-conference honoree
- New Trier won the 2010 Illinois State Championship • During her four years





at New Trier, the team finished third (2008), second (2009), first (2010) and second (2011) at the state meet

- Posted top-10 finishes at the Illinois State High School Championships the last two years

- Daughter of Pam and Joseph Szokol

Career Statistics

Years	Rounds	Strokes	Avg.	Low
2012-2013 (NW)	35	2631	75.17	67
2013-2014 (NW)	23	1764	76.70	68
2014-2015	12	881	73.42	68
Totals	70	5276	75.37	67

NW - While competing at Northwestern

Career Best Tournament Finish: 5, Liz Murphey Collegiate Classic, April 4, 2014 (NW)

Career Top-10 Finishes: 3

Career Best 54-Hole Score: 212, Cougar Classic, Sept. 14-16, 2014

Career Best 18-Hole Score: 67, 2014 Championships, May 20-23, 2014 (NW)

2013-14 (Northwestern)

Date	Tournament	1-2-3-4	Par	Tot.	Pl.
9/14-15	Fossum Invitational	75-79-77	+15	231	30
9/20-21	Dick McGuire Invitational	79-73-81	+14	233	51
9/30-10-1	Windy City Collegiate	72-72-75	+6	219	22
10/25-27	Stanford Intercollegiate	74-75-71	+7	220	39
2/16-18	Lady Puerto Rico	76-74-74	+8	224	24
3/3-5	Hurricane Invitational	73-73-75	+8	221	26
3/29-31	Bryan National Collegiate	80-77-81	+22	238	76
4/4-6	Liz Murphey Collegiate	70	-2	70	5
4/14-15	Silverado Showdown	74-75-72	+5	221	16
4/25-27	Big Ten Championships	80-74-74	+12	228	13
5/8-10	NCAA West Regional	79-72-78	+13	229	31
5/20-23	NCAA Championships	76-67-77-77	+17	297	77

2012-13 (Northwestern)

Date	Tournament	1-2-3-4	Par	Tot.	Pl.
2/10-12	Lady Puerto Rico*	76-81-80	+21	237	66
3/8-10	Clover Cup*	76-73-76	+9	225	24
3/28	SDSU Dual*	78	+6	78	8
3/31-4-2	SDSU Invitational*	89-76-78	+27	243	54
4/20-21	Lady Buckeye	77-71-84	+16	232	13
4/26-28	Big Tens	74-75-75	+8	224	9
5/8-10	NCAA Regional	75-76-68	+3	219	32
5/21-24	NCAA Champs	82-78-70-76	+18	30	80

2014-15

Date	Tournament	1-2-3-4	Par	Tot.	Pl.	UVa Pl.
9/14-16	Cougar Classic	73-68-71	-4	212	11	1
9/19-21	Mason Rudolph	77-77-71	+9	225	30	2
10/10-12	Tar Heel Invitational	76-74-81	+15	231	64	4
10/24-26	Landfall Tradition	69-73-71	-3	213	4	1

* Competed as an individual

2013-14 SEASON RESULTS

2013-14 TOURNAMENT SUMMARY

Date	Tournament	Rd-1	Rd-2	Rd-3	Rd-4	Total	Finish	Low Player
Sept. 9-11	Mo Morial	298	296	289		883	2 of 12	Brightwell (6th, 219)
Sept. 20-22	Mason Rudolph Championship	298	295	308		901	11 of 15	Hershberger (32nd, 223)
Oct. 11-13	Tar Heel Invitational	301	294	300		895	15 of 18	Rosen (8th, 215)
Oct. 25-27	Landfall Tradition	306	308	300		914	9 of 18	Mao (22nd, 227)
Feb. 14-16	FSU Match-Up	298	296	294		888	4 of 11	Diaz-Yi (7th, 219)
March 7-9	Darius Rucker Intercollegiate	305	294	304		903	13 of 17	Diaz-Yi (26th, 223)
March 14-16	SunTrust Gator Invitational	294	287	305		886	6 of 14	Brightwell (8th, 218)
March 28-30	Bryan National Collegiate	302	298	309		909	5 of 18	Mao (19th, 226)
April 18-20	ACC Championships	291	299	299		889	2 of 11	Mao (3rd, 218)
May 8-10	NCAA East Regional	283	292	294		869	6 of 24	Coughlin (15th, 214)
May 19-23	NCAA Championships	303	295	288	279	1165	14 of 24	Diaz-Yi (28th, 288)

2013-14 INDIVIDUAL STATISTICS

Player	Events	Rounds	Strokes	Low Avg.	Low Round	54-Hole	Top Finish	Top 10	60s	-Par	Par
Briana Mao	9	27	2006	74.30	69	212	1	4	2	6	1
Lauren Coughlin	10	31	2313	74.61	70	214	5	2	0	3	3
Briana Mao	11	34	2546	74.88	71	218	3	1	1	4	4
Lauren Diaz-Yi	11	34	2547	74.91	70	218	7	1	0	2	1
Elizabeth Brightwell	11	33	2488	75.39	69	218	6	2	2	5	1
Portland Rosen	11	34	2568	75.53	70	215	8	1	0	2	1
Alex Hershberger+	3	9	680	75.56	70	223	24	0	0	1	1
Kaira Martin*	2	6	465	77.50	75	232	43	0	0	0	0
Evie Dole^	2	6	479	79.83	72	229	29	0	0	0	1

* Played in one tournament as a non-scoring individual

^ Played in two tournaments as a non-scoring individual

+ Played in three tournaments as a non-scoring individual

Individual Bests for 2013-14

Individual Best Rounds – Gross Score

67	-3	Briana Mao	NCAA Championships	5-23-14
69	-3	Elizabeth Brightwell	Mason Rudolph	9-20-13
69	-3	Elizabeth Brightwell	Mo Morial	9-11-13
70	E	Lauren Coughlin	NCAA Championships	5-23-14
70	-2	Lauren Coughlin	NCAA East Regional	5-8-14
70	-2	Lauren Diaz-Yi	NCAA East Regional	5-8-14
70	-2	Portland Rosen	Bryan National	3-28-14
70	E	Elizabeth Brightwell	Gator Invitational	3-14-14
70	-2	Lauren Diaz-Yi	FSU Match-Up	2-16-14
70	-2	Portland Rosen	Tar Heel Invitational	10-11-13
70	-2	Alex Hershberger	Mason Rudolph	9-22-13
70	-2	Elizabeth Brightwell	Mason Rudolph	9-21-13
70	+1	Elizabeth Brightwell	Gator Invitational	3-15-14
70	+1	Lauren Diaz-Yi	Gator Invitational	3-15-14

Individual Best Rounds - vs. Par

-3	67	Briana Mao	NCAA Championships	5-23-14
-3	69	Elizabeth Brightwell	Mason Rudolph	9-20-13
-3	69	Elizabeth Brightwell	Mo Morial	9-11-13
-2	70	Lauren Coughlin	NCAA East Regional	5-8-14
-2	70	Lauren Diaz-Yi	NCAA East Regional	5-8-14
-2	70	Portland Rosen	Bryan National	3-28-14
-2	70	Lauren Diaz-Yi	FSU Match-Up	2-16-14
-2	70	Portland Rosen	Tar Heel Invitational	10-11-13
-2	70	Alex Hershberger	Mason Rudolph	9-22-13
-2	70	Elizabeth Brightwell	Mason Rudolph	9-21-13
-1	71	Briana Mao	NCAA East Regional	5-9-14
-1	71	Elizabeth Brightwell	NCAA East Regional	5-8-14
-1	71	Briana Mao	Landfall Tradition	10-27-13
-1	71	Briana Mao	Tar Heel Invitational	10-12-13
-1	71	Lauren Coughlin	Mo Morial	9-10-13

Individual Best Tournaments – Gross Score (54 holes)

214	-2	Lauren Coughlin	NCAA East Regional	5-10-14
215	-1	Portland Rosen	Tar Heel Invitational	10-13-13
218	+2	Elizabeth Brightwell	NCAA East Regional	5-10-14
218	+2	Lauren Diaz-Yi	NCAA East Regional	5-10-14
218	+5	Briana Mao	ACC Championships	4-19-14
218	+8	Elizabeth Brightwell	Gator Invitational	3-16-14
219	+3	Lauren Diaz-Yi	FSU Match-Up	2-16-14
219	+3	Elizabeth Brightwell	Mo Morial	9-11-13
220	+7	Lauren Coughlin	ACC Championships	4-19-14
220	+4	Lauren Coughlin	Mo Morial	9-11-13
221	+5	Briana Mao	NCAA East Regional	5-10-14
221	+11	Lauren Coughlin	Gator Invitational	3-16-14
221	+5	Briana Mao	Mo Morial	9-11-13

Individual Best Tournaments – vs. Par

-2	214	Lauren Coughlin	NCAA East Regional	5-10-14
-1	215	Portland Rosen	Tar Heel Invitational	10-13-13
+2	218	Elizabeth Brightwell	NCAA East Regional	5-10-14
+2	218	Lauren Diaz-Yi	NCAA East Regional	5-10-14
+3	219	Lauren Diaz-Yi	FSU Match-Up	2-16-14
+3	219	Elizabeth Brightwell	Mo Morial	9-11-13
+4	220	Lauren Coughlin	Mo Morial	9-11-13
+5	221	Briana Mao	NCAA East Regional	5-10-14
+5	221	Briana Mao	Mo Morial	9-11-13
+5	218	Briana Mao	ACC Championships	4-19-14



Team Bests for 2013-14

Team Best Rounds – Gross Score

279	-1	NCAA Championships	Fourth Round	5-23-14
283	-5	NCAA East Regional	First Round	5-8-14
287	+7	Gator Invitational	Second Round	3-15-14
288	+8	NCAA Championships	Third Round	5-22-14
289	+1	Mo Morial	Third Round	9-11-13
291	+7	ACC Championships	First Round	4-17-14
292	+4	NCAA East Regional	Second Round	5-9-14
294	+6	NCAA East Regional	Third Round	5-10-14
294	+14	Gator Invitational	First Round	3-14-14
294	+10	Rucker Intercollegiate	Second Round	3-8-14
294	+6	FSU Match-Up	Third Round	2-16-14
294	+6	Tar Heel Invitational	Second Round	10-12-13
295	+15	NCAA Championships	Second Round	5-21-14
295	+7	Mason Rudolph	Second Round	9-21-13
296	+8	FSU Match-Up	Second Round	2-15-14
296	+8	Mo Morial	Second Round	9-10-13

Team Best Rounds – vs. Par

-5	283	NCAA East Regional	First Round	5-8-14
-1	279	NCAA Championships	Fourth Round	5-23-14
+1	289	Mo Morial	Third Round	9-11-13
+4	292	NCAA East Regional	Second Round	5-9-14
+6	294	NCAA East Regional	Third Round	5-10-14
+6	294	FSU Match-Up	Third Round	2-16-14
+6	294	Tar Heel Invitational	Second Round	10-12-13
+7	291	ACC Championships	First Round	4-17-14
+7	287	Gator Invitational	Second Round	3-15-14
+7	295	Mason Rudolph	Second Round	9-21-13
+8	288	NCAA Championships	Third Round	5-22-14
+8	296	FSU Match-Up	Second Round	2-15-14
+8	296	Mo Morial	Second Round	9-10-13

Team Best Tournaments – Gross Score (54 holes)

869	+5	NCAA East Regional	5-10-14
883	+19	Mo Morial	9-11-13
886	+46	Gator Invitational	3-16-14
888	+24	FSU Match-Up	2-16-14
889	+37	ACC Championships	4-19-14

Team Best Tournaments – vs. Par

+5	869	NCAA East Regional	5-10-14
+19	883	Mo Morial	9-11-13
+24	888	FSU Match-Up	2-16-14
+37	889	ACC Championships	4-19-14

CAVALIER RECORD BOOK

Individual Records

Annual Scoring Leaders

Golfer	Year	Rounds	Strokes	Average
Leah Wigger	2003-04	25	1920	76.80
Leah Wigger	2004-05	34	2520	74.12
Leah Wigger	2005-06	34	2491	73.26
Leah Wigger	2006-07	30	2199	73.30
Lene Krog	2007-08	34	2542	74.77
Whitney Neuhauser	2008-09	31	2276	73.42
Brittany Altomare	2009-10	34	2500	73.53
Brittany Altomare	2010-11	34	2488	73.18
Brittany Altomare	2011-12	33	2429	73.61
Brittany Altomare	2012-13	30	2167	72.23
Lauren Coughlin	2013-14	31	2313	74.61

Low Rounds

Overall	66	Portland Rosen, NCAA Championships, 2011-12
Overall vs. Par	-6	Portland Rosen, NCAA Championships, 2011-12
By a Freshman	68	Brittany Altomare, Bryan National, 2009-10
	68	Joy Kim, NCAA East Regional, 2007-08
By a Freshman vs. Par	-4	Brittany Altomare, Bryan National, 2009-10
	-4	Joy Kim, NCAA East Regional, 2007-08
By a Sophomore	66	Portland Rosen, NCAA Championships, 2011-12
By a Sophomore vs. Par	-6	Portland Rosen, NCAA Championships, 2011-12
By a Junior	67	Brittany Altomare, Stanford Intercol., 2011-12
	67	Whitney Neuhauser, LSU Classic, 2007-08
By a Junior vs. Par	-5	Whitney Neuhauser, LSU Classic, 2007-08
By a Senior	67	Calle Nielson, Tar Heel Invitational, 2010-11
By a Senior vs. Par	-5	Calle Nielson, Tar Heel Invitational, 2010-11
In a First Round	66	Portland Rosen, NCAA Championships, 2011-12
In a Second Round	67	Whitney Neuhauser, Bryan National, 2008-09
	67	Leah Wigger, NCAA East Regional, 2004-05
	67	Calle Nielson, Tar Heel Invitational, 2010-11
In a Third Round	69	Leah Wigger, NCAA Champ., 2004-05
In a Fourth Round	66	Portland Rosen, NCAA Championships, 2011-12
In the NCAA Tourney vs. Par	-6	Portland Rosen, NCAA Championships, 2011-12
In the ACC Tourney vs. Par	68	Whitney Neuhauser, ACC Champ., 2008-09
	68	Rachel Smith, ACC Championships, 2006-07
	-4	Rachel Smith, ACC Championships, 2006-07

Low Tournaments

Overall (72 holes)	287	Leah Wigger, NCAA Champ., 2004-05
vs. Par (72 holes)	+2	Brittany Altomare, NCAA Champ., 2010-11
Overall (54 holes)	208	Whitney Neuhauser, Cougar Classic, 2008-09
vs. Par (54 holes)	-8	Whitney Neuhauser, Cougar Classic, 2008-09
Overall (36 holes)	139	Calle Nielson, NGCA Match Play, 2008-09
vs. Par (36 holes)	-5	Calle Nielson, NGCA Match Play, 2008-09
By a Freshman	212	Brittany Altomare, ACC Champ., 2009-10
By a Freshman vs. Par	-2	Brittany Altomare, Bryan National, 2009-10
By a Sophomore	209	Calle Nielson, LSU Classic, 2008-09
vs. Par	-7	Calle Nielson, LSU Classic, 2008-09
By a Junior	208	Whitney Neuhauser, Cougar Classic, 2008-09
vs. Par	-8	Whitney Neuhauser, Cougar Classic, 2008-09
By a Senior	211	Calle Nielson, Tar Heel Invitational, 2010-11
vs. Par	-5	Calle Nielson, Tar Heel Invitational, 2010-11
In the NCAA Tourney vs. Par	287	Leah Wigger, NCAA Champ., 2004-05
	+2	Brittany Altomare, NCAA Champ., 2010-11
In the ACC Tourney vs. Par	216	Calle Nielson, ACC Championships, 2007-08
	E	Calle Nielson, ACC Championships, 2007-08

Single Season Bests

Stroke Average		
By a Freshman	73.53	Brittany Altomare, 2009-10
By a Sophomore	73.18	Brittany Altomare, 2010-11
By a Junior	73.26	Leah Wigger, 2005-06
By a Senior	72.23	Brittany Altomare, 2012-13
Tournaments Played	12	Brittany Altomare, 2009-10
	12	Calle Nielson, 2009-10
	12	Nicole Agnello, 2009-10
Rounds Played	34	Numerous Players
Rounds in the 60s	6	Brittany Altomare, 2010-11
	6	Whitney Neuhauser, 2008-09
Rounds Below Par	11	Brittany Altomare, 2012-13
Rds of Par or Better	16	Brittany Altomare, 2012-13
Top-10 Finishes	10	Leah Wigger, 2005-06
Rounds Counted	34 (of 34)	Brittany Altomare, 2009-10
	34 (of 34)	Nicole Agnello, 2009-10
	34 (of 34)	Leah Wigger, 2004-05
Rds Counted by Pct. (min. 25)	1.000	(34 of 34) Brittany Altomare, 2009-10
		(34 of 34) Nicole Agnello, 2009-10
		(34 of 34) Leah Wigger, 2004-05
		(30 of 30) Brittany Altomare, 2012-13
		(30 of 30) Leah Wigger, 2004-05
		(25 of 25) Rachel Smith, 2003-04

Career Bests

Stroke Average	73.13	Brittany Altomare, 2009-13
Tournaments Played	44	Calle Nielson, 2007-2011
	44	Brittany Altomare, 2009-13
Rounds Played	131	Brittany Altomare, 2009-13
Rounds in the 60s	12	Brittany Altomare, 2009-13
Rounds Below Par	38	Brittany Altomare, 2009-13
Rounds of Par or Better	52	Brittany Altomare, 2009-13
Top-10 Finishes	19	Brittany Altomare, 2009-13
Pct. of Rds at Par or Better	.370	Brittany Altomare, 2009-13
Pct. of Rds Under Par	.290	Brittany Altomare, 2009-13
Pct. of Finishes in Top-10	.439	Leah Wigger, 2003-2007
Pct. of Rounds in the 60s.	.091	Brittany Altomare, 2009-13



Leah Wigger

Individual Bests

Tournament Medalists

Year	Name	Tournament	Scores
2003-04	Leah Wigger	vs. Richmond	74
2004-05	Rachel Smith	Cougar Classic	74-70-68-214
2006-07	Leah Wigger	Liz Murphey Classic	72-72-71-215
2008-09	Calle Nielson	LSU Classic	67-71-71-209
2009-10	Calle Nielson	Tri-Match @ Ironwood	72-72-144
2009-10	Calle Nielson	NCAA West Regional	72-71-71-214
2010-11	Brittany Altomare	Golfweek Challenge	69-73-70-212
2010-11	Brittany Altomare*	Landfall Tradition	70-68-75-213
2012-13	Briana Mao	UCF Challenge	70-69-73-212
2012-13	Brittany Altomare	ACC Championship	71-70-76-217

*Co-medalist

All-Time Single Round Scores

No.	Score	Name	Year	Tournament	Rd	vs. Par
1.	66	Portland Rosen	2011-12	NCAA Champ	1	-6
2.	67	Briana Mao	2013-14	NCAA Champ	4	-3
	67	Brittany Altomare	2011-12	Stanford Intercol.	1	-4
	67	Calle Nielson	2010-11	Tar Heel Invit.	3	-5
	67	Calle Nielson	2008-09	Bryan National	1	-5
	67	Whitney Neuhauser	2008-09	LSU Classic	2	-5
	67	Calle Nielson	2008-09	LSU Classic	1	-5
	67	Leah Wigger	2004-05	NCAA East Reg.	2	-3
9.	68	Elizabeth Brightwell	2012-13	Bryan National	1	-4
	68	Portland Rosen	2012-13	Gator Invitational	1	-2
	68	Nicole Agnello	2011-12	Fall Preview	2	-4
	68	Joy Kim	2010-11	LSU Classic	3	-4
	68	Brittany Altomare	2010-11	Landfall Tradition	3	-4
	68	Brittany Altomare	2010-11	Tar Heel Invit.	1	-4
	68	Calle Nielson	2010-11	Fall Preview	2	-4
	68	Brittany Altomare	2009-10	Bryan National	3	-4
	68	Calle Nielson	2009-10	Mason Rudolph	2	-4
	68	Whitney Neuhauser	2008-09	ACC Champ.	3	-4
	68	Kristen Simpson	2008-09	LSU Classic	3	-4
	68	Calle Nielson	2008-09	NGCA Champ.	1	-4
	68	Whitney Neuhauser	2008-09	Cougar Classic	3	-4
	68	Whitney Neuhauser	2008-09	Cougar Classic	1	-4
	68	Jennie Arseneault	2008-09	Fall Preview	1	-4
	68	Joy Kim	2007-08	NCAA East Reg.	3	-4
	68	Rachel Smith	2006-07	NCAA East Reg.	3	-4
	68	Rachel Smith	2006-07	ACC Champ.	1	-4
	68	Rachel Smith	2004-05	Cougar Classic	3	-4

All-Time Tournament Scores

No.	Score	Name	Year	Tournament	vs. Par	Scores
1.	208	Whitney Neuhauser	2008-09	Cougar Classic	-8	68-72-68
2.	209	Calle Nielson	2008-09	LSU Classic	-7	67-71-71
3.	210	Brittany Altomare	2010-11	Tar Heel Invit.	-6	68-69-73
	210	Leah Wigger	2004-05	NCAA East Reg.	E	70-67-73
5.	211	Portland Rosen	2012-13	Gator Invitational	+1	68-72-71
	211	Brittany Altomare	2011-12	Stanford Intercol.	-2	67-70-74
	211	Calle Nielson	2010-11	Tar Heel Invit.	-5	71-73-67
	211	Whitney Neuhauser	2008-09	LSU Classic	-5	74-67-70
	211	Whitney Neuhauser	2008-09	The Derby	-5	69-71-71
10.	212	Brittany Altomare	2012-13	Bryan National	-4	70-70-72
	212	Briana Mao	2012-13	UCF Challenge	-4	70-69-73
	212	Brittany Altomare	2010-11	Golfweek Chal.	-4	69-73-70
	212	Brittany Altomare	2009-10	ACC Champ.	-1	72-69-71
	212	Calle Nielson	2009-10	ACC Champ.	-1	70-73-69
	212	Rachel Smith	2004-05	Cougar Classic	-4	74-70-68

Top Freshmen Scoring Averages

(Min. 15 Rounds)

No.	Name	Year	Rds	Strokes	Avg.
1.	Brittany Altomare	2009-10	34	2500	73.53
2.	Lauren Diaz-Yi	2013-14	34	2547	74.91
3.	Briana Mao	2011-12	24	1799	74.96
4.	Calle Nielson	2007-08	30	2252	75.07
5.	Jennie Arseneault	2005-06	18	1359	75.50
6.	Portland Rosen	2010-11	28	2116	75.57
7.	Nicole Agnello	2009-10	34	2571	75.62
8.	Joy Kim	2007-08	25	1894	75.76
9.	Leah Wigger	2003-04	25	1920	76.80
10.	Rachel Smith	2003-04	25	1926	77.04

Tournaments Played

No.	Name	Year	Rds	Tourneys
1.	Brittany Altomare	2009-10	34	12
	Nicole Agnello	2009-10	34	12
	Calle Nielson	2009-10	34	12
4.	Multiple players			11



2013 ACC Champion
Brittany Altomare

Rounds Played

No.	Name	Year	Tourneys	Rds
1.	Briana Mao	2013-14	11	34
	Lauren Diaz-Yi	2013-14	11	34
	Portland Rosen	2013-14	11	34
	Brittany Altomare	2010-11	11	34
	Calle Nielson	2010-11	11	34
	Brittany Altomare	2009-10	12	34
	Nicole Agnello	2009-10	12	34
	Calle Nielson	2009-10	12	34
	Leah Wigger	2004-05	11	34
	Rachel Smith	2004-05	11	34
	Sally Shonk	2004-05	11	34
	Lauren Mielbrecht	2004-05	11	34
	Leah Wigger	2005-06	11	34
	Lene Krog	2007-08	11	34

Rounds in the 60s

No.	Name	Year	Rds	60s
1.	Brittany Altomare	2010-11	34	6
	Whitney Neuhauser	2008-09	31	6
3.	Calle Nielson	2008-09	31	4
4.	Calle Nielson	2009-10	34	3
	Leah Wigger	2004-05	34	3
6.	Elizabeth Brightwell	2013-14	33	2
	Briana Mao	2012-13	27	2
	Brittany Altomare	2012-13	30	2
	Brittany Altomare	2011-12	33	2
	Brittany Altomare	2009-10	34	2
	Joy Kim	2007-08	25	2
	Rachel Smith	2006-07	30	2

Rounds Under Par

No.	Name	Year	Rds	-Par
1.	Brittany Altomare	2012-13	30	11
2.	Brittany Altomare	2011-12	33	10
3.	Brittany Altomare	2009-10	34	9
	Whitney Neuhauser	2008-09	31	9
5.	Calle Nielson	2008-09	31	8
6.	Briana Mao	2012-13	27	6
7.	Brittany Altomare	2010-11	34	6
	Calle Nielson	2009-10	34	6
	Leah Wigger	2006-07	30	6
10.	Elizabeth Brightwell	2013-14	33	5
	Brittany Altomare	2011-12	12	5
	Jennie Arseneault	2008-09	24	5
	Calle Nielson	2007-08	30	5
	Leah Wigger	2004-05	34	5

Rounds of Par or Better

No.	Name	Year	Rds	Par or Better
1.	Brittany Altomare	2012-13	30	16
2.	Calle Nielson	2009-10	34	15
3.	Brittany Altomare	2011-12	33	13
4.	Brittany Altomare	2009-10	34	12
	Leah Wigger	2006-07	30	12
6.	Brittany Altomare	2010-11	34	11
	Whitney Neuhauser	2008-09	31	11
8.	Calle Nielson	2010-11	34	10
9.	Calle Nielson	2008-09	31	9
	Lene Krog	2007-08	34	9

Top-10 Finishes

No.	Name	Year	Tourneys	Finishes
1.	Leah Wigger	2005-06	11	10
2.	Brittany Altomare	2012-13	10	6
3.	Calle Nielson	2008-09	11	6
	Leah Wigger	2006-07	10	6
	Leah Wigger	2004-05	11	6
6.	Brittany Altomare	2011-12	11	5
7.	Jennie Arseneault	2008-09	9	5
8.	Briana Mao	2012-13	9	4
	Brittany Altomare	2010-11	11	4
	Brittany Altomare	2009-10	12	4
	Calle Nielson	2009-10	12	4
	Whitney Neuhauser	2008-09	11	4
	Calle Nielson	2007-08	10	4
	Lauren Mielbrecht	2005-06	10	4

Season Stroke Averages

No.	Name	Year	Rds	Strokes	Avg.
1.	Brittany Altomare	2012-13	30	2167	72.23
2.	Brittany Altomare	2010-11	34	2488	73.18
3.	Leah Wigger	2005-06	34	2491	73.26
4.	Leah Wigger	2006-07	30	2199	73.30
5.	Whitney Neuhauser	2008-09	31	2276	73.42
6.	Calle Nielson	2008-09	31	2279	73.52
7.	Brittany Altomare	2009-10	34	2500	73.53
8.	Brittany Altomare	2010-11	33	2429	73.61
9.	Calle Nielson	2009-10	34	2515	73.97
10.	Jennie Arseneault	2008-09	24	1777	74.04

Individual Bests ACC Championships

All-Time Single Round Scores

No.	Score	Name	Year	Rd	vs. Par
1.	68	Whitney Neuhauser	2008-09	3	-3
	68	Rachel Smith	2006-07	1	-4
3.	69	Brittany Altomare	2009-10	2	-2
	69	Whitney Neuhauser	2008-09	1	-2
	69	Joy Kim	2007-08	1	-3
6.	70	Brittany Altomare	2012-13	2	-1
	70	Calle Nielson	2009-10	3	-2
	70	Calle Nielson	2007-08	2	-2
	70	Calle Nielson	2007-08	1	-2
	70	Leah Wigger	2006-07	2	-2

ACC Championships

All-Time Tournament Scores

No.	Score	Name	Year	vs. Par	Scores
1.	212	Calle Nielson	2009-10	-1	70-73-69
	212	Brittany Altomare	2009-10	-1	72-69-71
3.	216	Calle Nielson	2007-08	E	70-70-76
4.	217	Brittany Altomare	2012-13	+4	71-70-76
5.	217	Leah Wigger	2003-04	+1	71-75-71
6.	218	Briana Mao	2013-14	+5	71-73-74
7.	219	Joy Kim	2007-08	+3	69-76-74
	219	Leah Wigger	2005-06	+3	76-72-71
	219	Leah Wigger	2006-07	+3	76-70-73
9.	220	Lauren Coughlin	2013-14	+7	71-73-76
	220	Rachel Smith	2006-07	+4	68-75-77

Individual Bests NCAA Regionals

All-Time Single Round Scores

No.	Score	Name	Year	Site	Rd	vs. Par
1.	67	Leah Wigger	2004-05	East	2	-3
2.	68	Joy Kim	2007-08	East	3	-4
	68	Rachel Smith	2006-07	East	3	-4
4.	69	Leah Wigger	2006-07	East	2	-3
	69	Leah Wigger	2005-06	East	3	-3
6.	70	Lauren Coughlin	2013-14	East	1	-2
	70	Lauren Diaz-Yi	2013-14	East	1	-2
	70	Calle Nielson	2010-11	West	3	-2
	70	Brittany Altomare	2009-10	West	1	-1
	70	Leah Wigger	2004-05	East	1	E

All-Time Tournament Scores

No.	Score	Name	Year	Site	vs. Par	Scores
1.	210	Leah Wigger	2004-05	East	E	70-67-73
2.	213	Leah Wigger	2006-07	East	-3	71-69-73
3.	214	Lauren Coughlin	2013-14	East	-2	70-72-72
	214	Calle Nielson	2009-10	West	+1	72-71-71
	214	Rachel Smith	2006-07	East	-2	72-74-68
6.	215	Brittany Altomare	2012-13	East	-1	72-71-72
7.	215	Leah Wigger	2005-06	East	-1	74-72-69
8.	216	Calle Nielson	2010-11	West	E	72-74-70
	216	Whitney Neuhauser	2008-09	East	+6	71-74-71
20.	217	Calle Nielson	2008-09	East	+7	72-74-71
	217	Rachel Smith	2005-06	East	+1	71-72-74

Individual Bests NCAA Championships

All-Time Single Round Scores

No.	Score	Name	Year	Round	vs. Par
1.	66	Portland Rosen	2011-12	1	-6
2.	67	Briana Mao	2013-14	4	-3
3.	69	Brittany Altomare	2010-11	1	-3
	69	Leah Wigger	2004-05	4	-2
5.	70	Lauren Coughlin	2013-14	4	E
	70	Briana Mao	2013-14	3	E
	70	Brittany Altomare	2009-10	4	-2
	70	Nicole Agnello	2009-10	2	-2
	70	Brittany Altomare	2009-10	1	-2
	70	Lene Krog	2007-08	1	-2

All-Time Tournament Scores

No.	Score	Name	Year	vs. Par	Scores
1.	287	Leah Wigger	2004-05	+3	73-72-73-69
2.	288	Lauren Diaz-Yi	2013-14	+8	71-71-75-71
3.	289	Brittany Altomare	2009-10	+1	70-75-74-70
4.	290	Brittany Altomare	2010-11	+2	69-75-72-74
5.	291	Portland Rosen	2011-12	+3	66-75-74-76
6.	292	Lauren Coughlin	2013-14	+12	77-73-72-70
7.	293	Briana Mao	2013-14	+13	79-77-70-67
8.	294	Calle Nielson	2008-09	+6	75-76-71-72
9.	295	Brittany Altomare	2011-12	+7	71-73-80-71
10.	296	Portland Rosen	2013-14	+16	76-74-75-71

Career Records

Tournaments Played

No.	Name	Years	Tournaments
1.	Brittany Altomare	2009-2013	44
	Calle Nielson	2007-2011	44
3.	Leah Wigger	2003-2007	41
4.	Rachel Smith	2003-2007	40
5.	Portland Rosen	2010-2014	39
6.	Whitney Neuhauser	2006-2010	36
7.	Elizabeth Brightwell	2010-2014	34
8.	Nicole Agnello	2009-2013	33
9.	Joy Kim	2007-2011	31
10.	Julie Arseneault	2005-2009	30
	Sally Shonk	2003-2007	28
	Lindsay Robinson	2003-2007	28
	Briana Mao	2011-present	28

Rounds Played

No.	Name	Years	Rounds
1.	Brittany Altomare	2009-2013	131
2.	Calle Nielson	2007-2011	129
3.	Leah Wigger	2003-2007	123
4.	Portland Rosen	2010-2014	120
5.	Rachel Smith	2003-2007	119
6.	Whitney Neuhauser	2006-2010	104
7.	Elizabeth Brightwell	2010-14	101
8.	Nicole Agnello	2009-2013	97
9.	Joy Kim	2007-2011	92
10.	Julie Arseneault	2005-2009	91

Rounds in the 60s

No.	Name	Years	Rds	60s
1.	Brittany Altomare	2009-2013	131	12
2.	Calle Nielson	2007-2011	129	10
3.	Whitney Neuhauser	2006-2010	120	6
4.	Portland Rosen	2010-2014	102	3
	Joy Kim	2007-2011	92	3
	Briana Mao	2011-present	85	3
7.	Nicole Agnello	2009-2013	97	2
	Rachel Smith	2003-2007	119	2
	Leah Wigger	2003-2007	123	2

Rounds Under Par

No.	Name	Years	Rds	-Par
1.	Brittany Altomare	2009-2013	131	38
2.	Calle Nielson	2007-2011	129	27
3.	Jennie Arseneault	2005-2009	91	11
4.	Whitney Neuhauser	2006-2010	104	10
	Leah Wigger	2003-2007	123	10
	Briana Mao	2011-present	85	10
7.	Elizabeth Brightwell	2011-2014	101	9
8.	Portland Rosen	2010-2014	102	7
9.	Lene Krog	2007-2009	60	6
10.	Nicole Agnello	2009-2013	97	5
	Rachel Smith	2003-2007	119	5

Rounds of Par or Better

No.	Name	Years	Rds	Par or Better
1.	Brittany Altomare	2009-2013	131	52
	Calle Nielson	2007-2011	129	42
3.	Leah Wigger	2003-2007	123	23
4.	Jennie Arseneault	2005-2009	91	19
	Briana Mao	2011-present	85	19
5.	Whitney Neuhauser	2006-2010	104	16
6.	Elizabeth Brightwell	2011-2014	101	14
7.	Lene Krog	2007-2009	60	12
	Nicole Agnello	2009-2013	97	12
	Portland Rosen	2010-2014	102	12
10.	Rachel Smith	2003-2007	119	11
	Joy Kim	2007-2011	92	9

Top-10 Finishes

No.	Name	Years	Tourneys	Finishes
1.	Brittany Altomare	2009-2013	44	19
2.	Leah Wigger	2003-2007	41	18
3.	Calle Nielson	2007-2011	44	17
	Jennie Arseneault	2005-2009	30	10
5.	Whitney Neuhauser	2006-2010	36	6
	Briana Mao	2011-present	28	6
7.	Lauren Mielbrecht	2004-2007	24	4
	Elizabeth Brightwell	2010-2014	34	4
	Portland Rosen	2010-2014	39	4
10.	Joy Kim	2007-2011	31	3
	Lene Krog	2007-2009	20	3
	Rachel Smith	2003-2007	40	3

Career Stroke Average

(Min. 40 rounds)

No.	Name	Years	Rds	Strokes	Avg.
1.	Brittany Altomare	2009-2013	131	9580	73.13
2.	Lene Krog	2007-2009	60	4491	74.85
3.	Calle Nielson	2007-2011	129	9574	74.22
4.	Leah Wigger	2003-2007	123	9130	74.22
5.	Briana Mao	2011-present	85	6351	74.72
6.	Jennie Arseneault	2005-2009	91	6852	75.30
7.	Portland Rosen	2010-2014	120	9062	75.52
8.	Elizabeth Brightwell	2010-2014	101	7671	75.95
9.	Nicole Agnello	2009-2013	97	7405	76.34
10.	Joy Kim	2007-2011	92	7056	76.70

Pct. of Rounds of Par or Better

(Min. 15 total)

No.	Name	Years	Rds	Total	Pct.
1.	Brittany Altomare	2009-2013	131	52	.397
2.	Calle Nielson	2007-2011	129	42	.326
3.	Briana Mao	2012-present	85	19	.224
4.	Jennie Arseneault	2005-2009	91	19	.209
5.	Leah Wigger	2003-2007	123	23	.187
6.	Whitney Neuhauser	2006-2010	104	16	.154
7.	Elizabeth Brightwell	2010-2014	101	14	.139

Pct. of Rounds Under Par

(Min. of 10 rounds under par)

No.	Name	Years	Rds	Total	Pct.
1.	Brittany Altomare	2009-2013	131	38	.288
2.	Calle Nielson	2007-2011	129	27	.209
3.	Jennie Arseneault	2005-09	91	11	.121
4.	Briana Mao	2011-present	85	10	.118
5.	Elizabeth Brightwell	2010-2014	101	10	.089
6.	Leah Wigger	2003-2007	123	10	.081
7.	Whitney Neuhauser	2006-2010	104	10	.066

Annual Leaders

Rounds

Year	Player	No.
2003-04	Leah Wigger	25
	Sally Shonk	25
	Lindsay Robinson	25
	Rachel Smith	25
2004-05	Leah Wigger	34
	Sally Shonk	34
	Lauren Mielbrecht	34
	Rachel Smith	34
2005-06	Leah Wigger	34
2006-07	Leah Wigger	30
	Rachel Smith	30
2007-08	Lene Krog	34
2008-09	Whitney Neuhauser	31
	Calle Nielson	31
2009-10	Brittany Altomare	34
	Calle Nielson	34
2010-11	Nicole Agnello	34
	Brittany Altomare	34
2010-11	Calle Nielson	34
	Brittany Altomare	33
2011-12	Brittany Altomare	33
2012-13	Brittany Altomare	30
	Portland Rosen	30
	Elizabeth Brightwell	30
2013-14	Briana Mao	34
	Lauren Diaz-Yi	34
	Portland Rosen	34
	Portland Rosen	34

Stroke Average

Year	Player	Avg.
2003-04	Leah Wigger	76.80
2004-05	Leah Wigger	74.12
2005-06	Leah Wigger	73.26
2006-07	Leah Wigger	73.30
2007-08	Lene Krog	74.77
2008-09	Whitney Neuhauser	73.42
2009-10	Brittany Altomare	73.53
2010-11	Brittany Altomare	73.18
2011-12	Brittany Altomare	73.61
2012-13	Brittany Altomare	72.23
2013-14	Lauren Coughlin	74.61

Rounds in the 60s

Year	Player	No.
2003-04	None	
2004-05	Leah Wigger	3
2005-06	Leah Wigger	1
2006-07	Rachel Smith	2
2007-08	Joy Kim	2
2008-09	Whitney Neuhauser	6
2009-10	Calle Nielson	3
2010-11	Brittany Altomare	6
2011-12	Brittany Altomare	2
2012-13	Brittany Altomare	2
	Briana Mao	2
2013-14	Elizabeth Brightwell	2

Rounds of Par or Better

Year	Player	No.
2003-04	Leah Wigger	3
2004-05	Leah Wigger	8
2005-06	Leah Wigger	7
2006-07	Leah Wigger	12
2007-08	Lene Krog	9
2008-09	Whitney Neuhauser	11
2009-10	Calle Nielson	15
2010-11	Brittany Altomare	11
2011-12	Brittany Altomare	13
2012-13	Brittany Altomare	16
2013-14	Briana Mao	8

Top-10 Finishes

Year	Player	No.
2003-04	Leah Wigger	2
	Rachel Smith	2
2004-05	Leah Wigger	6
2005-06	Leah Wigger	10
2006-07	Leah Wigger	6
2007-08	Calle Nielson	4
2008-09	Calle Nielson	6
2009-10	Brittany Altomare	4
	Calle Nielson	4
2010-11	Brittany Altomare	4
2011-12	Brittany Altomare	5
2012-13	Brittany Altomare	6
2013-14	Lauren Coughlin	2
	Elizabeth Brightwell	2

All-Time Career Statistics

(listed alphabetically)

Player	Events	Rds	Strokes	Avg.	Low Rd	Low-54 Hole	Top Finish	Top 10	60s	-Par	Par
Nicole Agnello (2009-2013)	33	97	7405	76.34	68	218	6	2	2	5	4
Brittany Altomare (2009-2013)	44	131	9580	73.13	67	210	1	19	12	38	14
Jennie Arseneault (2005-09)	30	91	6852	75.30	68	217	5	10	1	11	8
Elizabeth Brighwell (2010-present)	34	101	7671	75.95	68	216	4	4	4	9	5
Eleana Collins (2009-11)	9	25	1924	76.96	71	225	19	0	0	1	1
Lauren Coughlin (2012-present)	10	37	2769	74.84	69	214	5	2	1	4	3
Lauren Diaz-Yi (2013-present)	11	34	2547	74.91	70	218	7	1	0	2	1
Evie Dole (2013-14)	2	6	479	79.83	72	229	29	0	0	0	1
Michele Graham (2004-05)	1	1	89	89.00	89	na	12	0	0	0	0
Melissa Edmondson (2010-2012)	2	6	464	77.33	74	225	63	0	0	0	0
Lauren Greenlief (2009-2012)	21	63	4879	77.44	70	221	9	1	0	3	6
Alex Hershberger (2012-present)	6	18	1382	76.77	70	223	24	0	0	1	1
Joy Kim (2007-11)	31	92	7056	76.70	68	218	6	3	3	4	5
Lene Krog (2007-09)	20	60	4491	74.85	70	215	4	3	0	6	6
Briana Mao (2011-present)	28	85	6351	74.72	67	212	1	6	3	10	9
Kaira Martin (2011-present)	7	21	1645	78.33	74	226	43	0	0	0	0
Ashley Mayo (2003-07)	9	25	2085	83.40	79	243	22	0	0	0	0
Kira Mayo (2003-07)	9	24	2038	84.92	79	242	34	0	0	0	0
Lauren Mielbrecht (2004-07)	24	73	5615	76.92	70	218	6	4	0	3	2
Whitney Neuhauser (2006-10)	36	104	7992	76.85	67	208	2	6	6	10	6
Calle Nielson (2007-11)	44	129	9574	74.22	67	209	1	17	10	27	15
Lindsay Robinson (2003-07)	28	79	6303	79.78	71	226	8	1	0	1	0
Portland Rosen (2010-2014)	39	120	9062	75.52	66	211	2	4	3	7	7
Sally Shonk (2003-07)	28	79	6173	78.14	71	225	6	1	0	1	1
Kristin Simpson (2005-09)	24	66	5121	77.59	68	222	19	2	1	2	0
Rachel Smith (2003-07)	40	119	9136	76.77	68	214	5	3	2	5	6
Carly Truitt (2005-10)	21	62	4801	77.44	74	222	6	1	0	2	0
Leah Wigger (2003-07)	41	123	9130	74.22	67	213	1	18	2	10	13

PLAYER		1st ROUND		2nd ROUND		TOTAL	3rd ROUND		TOTAL	4th ROUND		TOTAL
A	ALTOMARE BRITTANY	37	71	36	73	144	38	80	224	34	71	295
M	MAO BRIANA	40	77	39	75	152	34	72	224	37	73	297
B	BRIGHTWELL ELIZABETH	DQ		36	74	-	35	75	-	37	72	-
G	GREENLIEF LAUREN	38	74	33	72	146	40	82	228	37	81	309
R	ROSEN PORTLAND	29	66	38	75	141	38	74	215	37	76	291
TEAM TOTAL		288		294		1162	301		1163	292		1155

All-Time ACC Tournament Statistics (listed alphabetically)

Player	Events	Rds	Strokes	Avg.	Low Rd	Low-54 Hole	Top Finish	Top 10	60s	-Par	Par
Nicole Agnello (2009-2013)	3	9	690	76.67	71	224	10	1	0	0	1
Brittany Altomare (2009-2013)	4	12	880	73.33	69	212	1	3	1	2	2
Jennie Arseneault (2005-09)	3	9	700	77.78	71	222	9	1	0	1	0
Elizabeth Brightwell (2012-present)	3	9	693	77.00	73	225	12	0	0	0	0
Eleana Collins (2009-11)	1	3	232	77.33	77	232	21	0	0	0	0
Lauren Coughlin (2012-present)	1	3	220	73.33	71	220	5	1	0	0	1
Lauren Diaz-Yi (2013-present)	1	3	229	76.33	73	229	25	0	0	0	0
Lauren Greenlief (2009-present)	2	6	459	76.50	71	225	12	0	0	0	1
Joy Kim (2007-11)	1	3	219	73.00	69	219	6	1	1	1	0
Lene Krog (2007-09)	2	6	455	75.83	70	223	13	0	0	1	0
Briana Mao (2012-present)	3	9	667	74.11	71	218	3	2	0	0	1
Kira Mayo (2003-07)	1	3	252	84.00	83	252	34	0	0	0	0
Lauren Mielbrecht (2004-07)	2	6	471	78.50	74	231	15	0	0	0	0
Whitney Neuhauser (2006-10)	4	12	945	78.75	68	225	15	0	1	1	0
Calle Nielson (2007-11)	4	12	882	73.50	69	212	2	3	2	5	0
Lindsay Robinson (2003-07)	2	6	476	79.33	77	232	27	0	0	0	0
Portland Rosen (2010-2014)	4	12	916	76.33	74	228	15	0	0	0	0
Sally Shonk (2003-07)	3	9	709	78.78	71	228	19	0	0	1	0
Kristen Simpson (2005-09)	1	3	229	76.33	74	229	21	0	0	0	0
Rachel Smith (2003-07)	4	12	906	75.50	68	214	11	0	1	0	1
Carly Truitt (2005-10)	2	6	456	76.00	71	228	13	0	0	1	0
Leah Wigger (2003-07)	4	12	882	73.50	69	213	2	1	1	3	3

All-Time NCAA Championship Statistics (listed alphabetically)

Player	Events	Rds	Strokes	Avg.	Low Rd	Low-72 Hole	Top Finish	Top 10	60s	-Par	Par
Nicole Agnello (2009-present)	2	8	596	74.50	70	297	37	0	0	1	0
Brittany Altomare (2009-present)	3	12	874	72.83	69	289	12	0	1	5	1
Jennie Arseneault (2005-09)	1	4	300	75.00	71	300	34	0	0	1	0
Elizabeth Brightwell (2012-2014)#	2	7	530	75.71	71	309	118	0	0	0	1
Lauren Coughlin (2012-present)	1	4	292	73.00	70	292	48	0	0	0	1
Lauren Diaz-Yi (2013-present)	1	4	288	72.00	71	288	28	0	0	0	0
Lauren Greenlief (2009-2012)	2	8	615	76.88	72	306	99	0	0	0	1
Joy Kim (2007-11)	4	16	1232	77.00	72	300	61	0	0	0	1
Lene Krog (2007-09)	2	8	604	75.50	70	299	28	0	0	1	0
Briana Mao (2012-present)	2	8	590	73.75	67	293	38	0	1	1	2
Lauren Mielbrecht (2004-07)	1	4	296	74.00	73	296	16	0	0	0	0
Whitney Neuhauser (2006-10)	2	8	624	78.00	75	307	54	0	0	0	0
Calle Nielson (2007-11)	4	16	1203	75.19	71	294	6	1	0	2	1
Lindsay Robinson (2003-07)	1	4	326	81.50	78	326	126	0	0	0	0
Portland Rosen (2010-2014)	3	12	900	75.00	66	291	8	1	1	1	1
Sally Shonk (2003-07)	1	4	315	78.75	75	315	114	0	0	0	0
Kristen Simpson (2005-09)	1	4	311	77.75	76	311	70	0	0	0	0
Rachel Smith (2003-07)	1	4	304	76.00	72	304	68	0	0	0	0
Leah Wigger* (2003-07)	2	8	581	72.63	69	287	2	2	1	1	2

* Competed once as an individual

One round not included due to disqualification



Virginia claimed its first tournament championship in October of 2006 by finishing first at the Landfall Tradition. The Cavalier lineup included Jennie Arseneault, Leah Wigger, Lauren Mielbrecht, Rachel Smith and Whitney Neuhauser.

Team Records

Tournament Championships

Date	Tournament	Site	Par	Yards	Teams	Score	Victory Margin
9-7-03	vs. Richmond	Charlottesville, Va.	72	6155	2	302	27
10-29-06	Landfall Tradition	Wilmington, NC	72	6115	12	902	*
3-15-09	LSU Classic	Baton Rouge, LA	72	6424	18	856	6
4-10-10	Tri-Match @ Ironwood	Greenville, NC	72	6325	3	582	16
9-28-10	Golfweek Challenge	Vail, CO	72	6247	18	877	6
3-31-13	Bryan National Collegiate	Browns Summit, NC	72	6386	17	869	4

* Won tiebreaker with Michigan State, no playoff

Team Scoring

Overall

Lowest 54-Hole Tournament Score

No.	Score	Par	Place	Year	Tournament
1.	856	-8	1 of 18	2008-09	LSU Classic
2.	862	-2	4 of 18	2010-11	Tar Heel Invitational
	869	+5	6 of 24	2013-14	NCAA East Regional
4.	869	+5	1 of 17	2012-13	Bryan National Col.
5.	872	+8	2 of 9	2007-08	ACC Championships
6.	873	+9	4 of 18	2011-12	Liz Murphey Collegiate
7.	873	+21	2 of 9	2009-10	ACC Championships
8.	874	+34	4 of 21	2008-09	NCAA East Regional
	874	+10	4 of 22	2008-09	Cougar Classic
	874	+10	9 of 21	2006-07	NCAA East Regional

Lowest 54-Hole Tournament Score vs. Par

No.	Par	Score	Place	Year	Tournament
1.	-8	856	1 of 18	2008-09	LSU Classic
2.	-2	862	4 of 18	2010-11	Tar Heel Invitational
3.	+5	869	6 of 24	2013-14	NCAA East Regional
	+5	869	1 of 17	2012-13	Bryan National Col.
5.	+8	872	2 of 9	2007-08	ACC Championships
6.	+9	873	4 of 18	2011-12	Liz Murphey Collegiate
7.	+10	874	4 of 22	2008-09	Cougar Classic
	+10	874	9 of 21	2006-07	NCAA East Regional
9.	+13	877	1 of 18	2010-11	Golfweek Challenge
	+13	877	8 of 18	2010-11	Fall Preview

Best Single-Round Score

No.	Score	Rd	Par	Date	Tournament
1.	279	4th	-1	5-23-14	NCAA Championships
2.	281	1st	-7	3-29-13	Bryan National
3.	283	1st	-5	5-8-14	NCAA East Regional
	283	3rd	-5	10-10-10	Tar Heel Invitational
5.	284	3rd	-4	3-15-09	LSU Classic
	284	2nd	-4	11-2-08	NGCA Match Play
	284	1st	-4	4-18-08	ACC Championships
8.	285	3rd	-3	3-13-09	LSU Classic
9.	286	1st	-2	10-12-12	Tar Heel Invitational
	286	1st	-2	9-8-12	Cougar Classic
	286	2nd	-2	9-14-11	Fall Preview
	286	3rd	-2	9-15-10	Fall Preview

Best Single-Round Score vs. Par

No.	Par	Score	Rd	Date	Tournament
1.	-7	281	1st	3-29-13	Bryan National
2.	-5	283	1st	5-8-14	NCAA East Regional
	-5	283	3rd	10-10-10	Tar Heel Invitational
4.	-4	284	3rd	3-15-09	LSU Classic
	-4	284	2nd	11-2-08	NGCA Match Play
	-4	284	1st	4-18-08	ACC Championships
7.	-3	285	3rd	3-13-09	LSU Classic
8.	-2	286	1st	10-12-12	Tar Heel Invitational
	-2	286	1st	9-8-12	Cougar Classic
	-2	286	2nd	9-14-11	Fall Preview
	-2	286	3rd	9-15-10	Fall Preview

ACC Tournament

Lowest 54-Hole Tournament Score

No.	Score	Par	Place	Year	Site
1.	872	+8	2	2008	Daytona Beach, FL
2.	873	+21	2	2010	Greensboro, NC
3.	889	+37	2	2014	Greensboro, NC
4.	903	+51	5	2012	Greensboro, NC
5.	903	+51	3	2011	Greensboro, NC
6.	904	+40	2	2006	Pinehurst, NC
7.	907	+55	5	2009	Greensboro, NC
8.	909	+57	3	2013	Greensboro, NC
9.	915	+63	7	2004	Clemmons, NC
10.	920	+56	5	2007	Charlotte, NC

Lowest 54-Hole Tournament Score vs. Par

No.	Par	Score	Place	Year	Site
1.	+8	872	2	2008	Daytona Beach, FL
2.	+21	873	2	2010	Greensboro, NC
3.	+37	889	2	2014	Greensboro, NC
4.	+40	904	2	2006	Pinehurst, NC
5.	+51	903	5	2012	Greensboro, NC
6.	+51	903	3	2011	Greensboro, NC
7.	+55	907	5	2009	Greensboro, NC
8.	+56	920	5	2007	Charlotte, NC
9.	+57	909	3	2013	Greensboro, NC
10.	+63	915	7	2004	Clemmons, N.C.

Best Single-Round Score

No.	Score	Round	Par	Date	Site
1.	284	1	-4	2008	Greensboro, NC
2.	287	3	-1	2010	Greensboro, NC
3.	288	1	E	2010	Greensboro, NC
4.	291	1	+7	2014	Greensboro, NC
5.	293	3	+5	2008	Greensboro, NC
6.	295	1	+7	2011	Greensboro, NC
	295	1	+11	2009	Greensboro, NC
	295	2	+7	2008	Greensboro, NC
9.	296	3	+8	2006	Pinehurst, NC
10.	297	1	+9	2007	Charlotte, NC

Best Single-Round Score vs. Par

No.	Par	Round	Score	Date	Site
1.	-4	1	284	2008	Greensboro, NC
2.	-1	3	287	2010	Greensboro, NC
3.	E	1	288	2010	Greensboro, NC
4.	+5	3	293	2008	Greensboro, NC
5.	+7	1	291	2014	Greensboro, NC
	+7	1	295	2011	Greensboro, NC
	+7	2	295	2008	Greensboro, NC
8.	+8	3	296	2006	Pinehurst, NC
9.	+9	1	297	2007	Charlotte, NC
10.	+10	2	298	2010	Greensboro, NC

FINAL NATIONAL RANKINGS

Team Top Individuals

2004

GolfWeek/Sagarin.....No. 61

2005

GolfWeek/Sagarin.....No. 28.....No. 19, Leah Wigger
GolfStat.....No. 22

2006

GolfWeek/Sagarin.....No. 19.....No. 19, Leah Wigger
GolfstatNo. 16

2007

GolfWeek/Sagarin.....No. 20.....No. 14, Leah Wigger
GolfstatNo. 21

2008

GolfWeek/Sagarin.....No. 17
GolfstatNo. 16

2009

GolfWeek/Sagarin.....No. 6.....No. 27, Whitney Neuhauser
GolfstatNo. 4.....No. 23, Calle Nielson

2010

GolfWeek/Sagarin.....No. 11.....No. 27, Brittany Altomare
No. 38, Calle Nielson
GolfstatNo. 13.....No. 25, Brittany Altomare

2011

Golfweek/SagarinNo. 7.....No. 15, Brittany Altomare
GolfstatNo. 5.....No. 18, Brittany Altomare

2012

Golfweek/SagarinNRNo. 28, Brittany Altomare
GolfstatNo. 21.....No. 43, Brittany Altomare

2013

Golfweek/Sagarin13No. 15, Brittany Altomare
Golfstat.....12No. 13, Brittany Altomare

2014

Golfweek/Sagarin20No. 108, Lauren Coughlin
Golfstat.....20No. 118, Lauren Coughlin

NCAA Regional

Lowest 54-Hole Tournament Score

No.	Score	Par	Place	Year	Site
1.	869	+5	6 of 24	2014	East-Tallahassee, FL
2.	874	+34	4 of 21	2009	East-Gainesville, FL
	874	+10	t9 of 21	2007	East-Baton Rouge, LA
4.	881	+41	5 of 21	2005	East-Gainesville, FL
5.	887	+23	3 of 24	2011	West-Auburn, WA
	887	+23	t8 of 21	2006	East-Greensboro, NC
7.	894	+30	10 of 24	2013	East-Auburn, AL
	894	+42	5 of 24	2010	West-Stanford, CA
9.	898	+34	5 of 21	2008	East-Athens, GA
10.	905	+41	4 of 24	2012	Cent.-Columbus, OH

Lowest 54-Hole Tournament Score vs. Par

No.	Par	Score	Place	Year	Site
1.	+5	869	6 of 24	2014	East-Tallahassee, FL
2.	+10	874	t9 of 21	2007	East-Baton Rouge, LA
3.	+23	887	3 of 24	2011	West-Auburn, WA
	+23	887	t8 of 21	2006	East-Greensboro, NC
5.	+30	894	10 of 24	2013	East-Auburn, AL
6.	+34	874	4 of 21	2009	East-Gainesville, FL
	+34	898	5 of 21	2008	East-Athens, GA
8.	+41	905	4 of 24	2012	Cent.-Columbus, OH
9.	+41	881	5 of 21	2005	East-Gainesville, FL
10.	+42	894	5 of 24	2010	West-Stanford, CA

Best Single-Round Score

No.	Score	Round	Par	Date	Site
1.	283	1st	-5	5-8-14	East-Tallahassee, FL
	287	3rd	+7	5-9-09	East-Gainesville, FL
3.	288	2nd	E	5-11-07	East-Baton Rouge, LA
4.	290	1st	+2	5-5-11	West-Auburn, WA
	290	1st	+10	5-7-09	East-Gainesville, FL
6.	291	1st	+7	5-6-10	West-Stanford, CA
	291	3rd	+3	5-12-07	East-Baton Rouge, LA
	291	3rd	+13	5-13-06	East-Greensboro, NC
9.	292	2nd	+4	5-9-14	East-Tallahassee, FL
	292	3rd	+4	5-10-08	East-Gainesville, FL
	292	3rd	+12	5-7-05	East-Gainesville, FL
	292	1st	+12	5-5-05	East-Gainesville, FL

Best Single-Round Score vs. Par

No.	Par	Score	Rd	Date	Site
1.	-5	283	1st	5-8-14	East-Tallahassee, FL
2.	E	288	2nd	5-11-07	East-Baton Rouge, LA
3.	+2	290	1st	5-5-11	West-Auburn, WA
4.	+3	291	3rd	5-12-07	East-Baton Rouge, LA
5.	+4	292	2nd	5-9-14	East-Tallahassee, FL
	+4	292	3rd	5-10-08	East-Gainesville, FL
7.	+7	291	1st	5-6-10	West-Stanford, CA
	+7	287	3rd	5-9-09	East-Gainesville, FL
	+7	295	1st	5-10-07	East-Baton Rouge, LA
10.	+8	296	2nd	5-12-12	Cent.-Columbus, OH
	+8	296	3rd	5-7-11	West-Auburn, WA
	+8	296	1st	5-8-08	East-Gainesville, FL

NCAA Championships

Lowest 72-Hole Tournament Score

No.	Score	Par	Place	Year	Site
1.	1165	+45	14 of 24	2014	Tulsa, OK
2.	1175	+23	4 of 24	2012	Franklin, TN
3.	1184	+32	13 of 23	2010	Wilmington, NC
4.	1186	+34	4 of 24	2011	Bryan, TX
5.	1200	+64	13 of 24	2005	Sunriver, OR
6.	1212	+60	8 of 24	2009	Owings Mills, MD
6.	1215	+63	12 of 24	2008	Albuquerque, NM

Lowest 72-Hole Tournament Score vs. Par

No.	Par	Score	Place	Year	Site
1.	+23	1175	4 of 24	2012	Franklin, TN
2.	+32	1184	13 of 23	2010	Wilmington, NC
3.	+34	1186	4 of 24	2011	Bryan, TX
4.	+45	1165	14 of 24	2014	Tulsa, OK
5.	+60	1212	8 of 24	2009	Owings Mills, MD
6.	+63	1215	12 of 24	2008	Albuquerque, NM
6.	+64	1200	13 of 24	2005	Sunriver, OR

Best Single-Round Score

No.	Score	Round	Par	Date	Site
1.	279	4th	-1	2014	Tulsa, OK
2.	288	3rd	+8	2014	Tulsa, OK
3.	288	1st	E	2012	Franklin, TN
4.	291	1st	+3	2011	Bryan, TX
	291	2nd	+3	2010	Wilmington, NC
6.	292	4th	+4	2012	Franklin, TN
	292	4th	+4	2010	Wilmington, NC
8.	293	4th	+9	2005	Sunriver, OR
9.	294	2nd	+6	2012	Franklin, TN
	294	1st	+6	2010	Wilmington, NC

Best Single-Round Score vs. Par

No.	Par	Score	Round	Date	Site
1.	-1	279	4th	2014	Tulsa, OK
2.	E	288	1st	2012	Franklin, TN
3.	+3	291	1st	2011	Bryan, TX
	+3	291	2nd	2010	Wilmington, NC
5.	+4	292	4th	2012	Franklin, TN
	+4	292	4th	2010	Wilmington, NC
7.	+6	294	2nd	2012	Franklin, TN
	+6	294	1st	2010	Wilmington, NC
9.	+8	296	4th	2011	Bryan, TX
	+8	296	1st	2008	Albuquerque, NM

ACC CHAMPIONSHIP HISTORY

2004

Salem Glen Golf & CC - Clemmons, N.C.

Par-71, 6,348 yards

1. Duke	279-286-273-838
2. Wake Forest	290-292-275-857
3. North Carolina	285-294-282-861
4. NC State	303-293-288-884
5. Florida State	293-300-294-887
6. Maryland	306-308-290-904
7. Virginia	307-304-304-915

Individual Champion

1. Brittany Lang, Duke	67-69-68-204
------------------------	--------------

Virginia Results

11. Leah Wigger	71-75-71-217
24. Rachel Smith	75-75-77-227
30. Lindsey Robinson	78-77-77-232
33. Sally Shonk	85-77-79-241
34. Kira Mayo	83-85-84-252

2005

Carmel CC - Charlotte, NC

Par-72, 6,318 yards

1. Duke	303-291-292-886
2. Wake Forest	323-316-305-933
3. Virginia	320-311-313-944
3. NC State	323-310-311-944
5. Miami	319-322-305-946
6. Florida State	329-314-306-949
7. North Carolina	326-327-310-963
8. Maryland	337-322-330-989

Individual Champion

1. Brittany Lang, Duke	75-74-70-219
------------------------	--------------

Virginia Results

12. Leah Wigger	76-80-77-233
17. Rachel Smith	85-76-77-238
19. Sally Shonk	83-77-80-240
20. Lauren Mielbrecht	80-78-83-241
27. Lindsey Robinson	81-84-79-244

2006

Pinehurst No. 8 - Pinehurst, NC

Par 72, 6,293 yards

1. Duke	294-297-294-885
2. Virginia	308-300-296-904
3. Wake Forest	314-302-298-914
4. Maryland	308-304-305-917
5. Florida State	302-307-309-918
6. NC State	302-312-306-920
7. North Carolina	315-306-307-928
8. Miami	316-310-307-933
9. Boston College	330-323-314-967

Individual Champion

1. Amanada Blumenherst, DU	69-71-72-212
----------------------------	--------------

Virginia Results

2. Leah Wigger	76-72-71-219
11. Rachel Smith	75-77-75-227
13. Carly Truitt	78-74-76-228
15. Lauren Mielbrecht	80-77-74-231
26. Jennie Arseneault	79-77-79-235

2007

Carmel Country Club - Charlotte, NC

Par 72, 6,293 yards

1. Duke	287-284-302-873
2. Wake Forest	297-296-315-908
3. Florida State	290-302-321-913
4. North Carolina	300-306-311-917
5. Virginia	297-303-320-920
6. Maryland	312-308-311-931
7. NC State	306-313-328-947
8. Miami	325-315-324-964
9. Boston College	344-330-327-1001

Individual Champion

1. Amanda Blumenherst, DU	70-68-74-212
---------------------------	--------------

Virginia Results

4. Leah Wigger	76-70-73-219
5. Rachel Smith	68-75-77-220
30. Whitney Neuhauser	77-78-85-240
32. Kristen Simpson	76-80-85-241
-- Jennie Arseneault	82-WD-

2008

LPGA International - Daytona Beach, FL

Par-72, 6,315 yards

1. Duke	294-285-292-871
2. Virginia	284-295-293-872
3. Florida State	296-293-291-880
4. Wake Forest	299-297-298-894
5. North Carolina	304-302-298-904
6. NC State	299-315-301-915
7. Maryland	307-306-309-922
8. Miami	300-315-318-933
9. Boston College	321-322-320-963

Individual Champion

1. Amanda Blumenherst, DU	73-68-71-212
---------------------------	--------------

Virginia Results

3. Calle Nielson	70-70-76-216
6. Joy Kim	69-76-74-219
9. Jennie Arseneault	71-74-77-222
13. Lene Krog	78-75-70-223
24. Whitney Neuhauser	74-83-73-230



Calle Nielson had three top-10 finishes at the ACC Championships during her Cavalier career.

2009

Sedgefield Country Club - Greensboro, NC

Par-71, 6,355 yards

1. Wake Forest	286-296-287-869
2. North Carolina	300-306-287-893
3. Duke	309-290-295-894
4. NC State	302-298-296-896
5. Virginia	295-310-302-907
6. Florida State	317-314-302-933
7. Maryland	317-318-306-941
8. Boston College	334-328-316-981
9. Miami	339-326-326-988

Individual Champion

1. Natalie Sheary, WFU*	66-74-74-214
1. Amanda Blumenherst, DU	73-68-73-214

* Won playoff

Virginia Results

7. Calle Nielson	69-75-77-221
15. Whitney Neuhauser	78-79-68-225
21. Kristen Simpson	74-76-79-229
22. Lene Krog	74-80-78-232
32. Jennie Arseneault	78-82-83-243

2010

Sedgefield Country Club - Greensboro, NC

Par-71, 6,355 yards

1. Wake Forest	286-285-298-869
2. Virginia	288-298-287-873
3. Duke	288-298-288-874
4. Florida State	301-298-302-901
5. North Carolina	302-291-313-906
6. Maryland	299-305-311-915
7. NC State	301-304-322-927
8. Miami	318-324-323-965
9. Boston College	324-323-340-987

Individual Champion

1. Michelle Shin, WFU	70-70-71-211
-----------------------	--------------

Virginia Results

2. Brittany Altomare	72-69-71-212
2. Calle Nielson	70-73-69-212
11. Nicole Agnello	71-77-76-224
12. Lauren Greenleaf	78-79-71-225
44. Whitney Neuhauser	94-85-76-255

2011

Sedgefield Country Club - Greensboro, NC

Par-71, 6,185 yards

1. North Carolina	289-286-300-875
2. Duke	297-302-300-899
3. Virginia	295-304-304-903
4. Wake Forest	296-310-298-904
5. Florida State	295-307-309-911
6. Maryland	298-309-323-930
7. NC State	311-303-323-937
8. Miami	302-327-309-938
9. Boston College	314-322-331-967

Individual Champion

1. Cheyenne Woods, WFU	70-70-68-208
------------------------	--------------

Virginia Results

7. Brittany Altomare	73-77-72-222
10. Nicole Agnello	72-76-76-224
15. Portland Rosen	76-74-79-229
21. Eleana Collins	78-77-77-232
26. Calle Nielson	74-79-80-233

2012

Sedgefield Country Club – Greensboro, NC
Par-71, 6,185 yards

- | | |
|-------------------|-----------------|
| 1. Duke | 280-303-292-875 |
| 2. North Carolina | 290-302-293-885 |
| 3. Florida State | 308-294-289-892 |
| 4. Wake Forest | 298-305-297-899 |
| 5. Virginia | 303-300-300-903 |
| 6. NC State | 299-314-296-909 |
| 7. Maryland | 307-302-308-917 |
| 8. Miami | 308-318-302-928 |
| 9. Boston College | 301-317-316-934 |

Individual Champion

- | | |
|-----------------------|--------------|
| 1. Lindy Duncan, Duke | 70—69-71-210 |
|-----------------------|--------------|

Virginia Results

- | | |
|--------------------------|--------------|
| 11. Briana Mao | 75-74-75-224 |
| 12. Elizabeth Brightwell | 76-73-76-225 |
| 19. Portland Rosen | 77-74-77-228 |
| 22. Brittany Altomare | 76-79-74-229 |
| 31. Lauren Greenlief | 76-83-75-234 |

2013

Sedgefield Country Club – Greensboro, NC
Par-71, 6,210 yards

- | | |
|-------------------|-----------------|
| 1. Duke | 293-292-297-882 |
| 2. NC State | 301-295-310-906 |
| 3. Virginia | 300-300-309-909 |
| 4. Florida State | 306-303-310-919 |
| 5. North Carolina | 308-309-307-924 |
| 5. Miami | 314-304-306-924 |
| 7. Wake Forest | 310-304-311-925 |
| 8. Maryland | 311-321-312-944 |
| 9. Boston College | 311-314-321-946 |

Individual Champion

- | | |
|--------------------------------|--------------|
| 1. Brittany Altomare, Virginia | 71-70-76-217 |
|--------------------------------|--------------|

Virginia Results

- | | |
|--------------------------|--------------|
| 1. Brittany Altomare | 71-70-76-217 |
| 9. Briana Mao | 74-72-79-225 |
| 17. Portland Rosen | 76-78-76-230 |
| 35. Elizabeth Brightwell | 79-82-78-239 |
| 38. Nicole Agnello | 82-80-80-242 |

2014

Sedgefield Country Club – Greensboro, NC
Par-71, 6,210 yards

- | | |
|--------------------|-----------------|
| 1. Duke | 291-285-286-862 |
| 2. Virginia | 291-299-299-889 |
| 3. NC State | 308-292-290-890 |
| 4. North Carolina | 299-298-299-896 |
| 5. Notre Dame | 306-303-296-905 |
| 5. Miami | 298-301-306-905 |
| 7. Florida State | 306-299-303-908 |
| 8. Wake Forest | 311-306-302-919 |
| 9. Maryland | 306-305-310-921 |
| 9. Clemson | 307-304-310-921 |
| 11. Boston College | 335-309-315-959 |

Individual Champion

- | | |
|-------------------------|--------------|
| 1. Celine Boutier, Duke | 71-69-70-210 |
|-------------------------|--------------|

Virginia Results

- | | |
|--------------------------|--------------|
| 3. Briana Mao | 71-73-74-218 |
| 5. Lauren Coughlin | 71-73-76-220 |
| 25. Lauren Diaz-Yi | 73-76-80-229 |
| 25. Portland Rosen | 76-77-76-229 |
| 25. Elizabeth Brightwell | 79-77-73-229 |

NCAA CHAMPIONSHIP HISTORY

2005 NCAA Championships

The Meadows Course

Sunriver, Ore.

Par-71, 6,312 yards

Team Results

- | | |
|-------------------------|----------------------|
| 1. Duke | 292-303-278-297-1170 |
| 2. UCLA | 288-302-292-293-1175 |
| 2. Auburn | 290-296-295-295-1176 |
| 4. Pepperdine | 291-295-299-294-1179 |
| 5. California | 295-299-296-290-1180 |
| 6. Tennessee | 300-303-297-285-1187 |
| 6. Ohio State | 301-296-300-291-1187 |
| 8. Arizona State | 304-301-297-289-1190 |
| 8. Oklahoma State | 298-306-299-287-1190 |
| 10. Florida | 301-304-297-293-1195 |
| 11. Southern California | 287-312-301-296-1196 |
| 11. Arkansas | 296-307-293-301-1197 |
| 13. Virginia | 304-308-295-293-1200 |
| 14. Washington | 292-314-296-299-1201 |
| 15. Tulane | 305-312-299-286-1202 |
| 16. Missouri | 307-300-296-302-1205 |
| 17. Michigan State | 304-301-299-302-1206 |
| 18. UC Irvine | 311-304-297-299-1211 |
| 19. Stanford | 300-311-298-303-1212 |
| 20. Purdue | 309-302-304-301-1216 |
| 21. Furman | 307-301-309-300-1217 |
| 22. Texas A&M | 305-306-309-299-1219 |
| 23. Tulsa | 307-313-310-292-1222 |
| 24. Brigham Young | 305-317-316-300-1238 |

Virginia Results

- | | |
|-----------------------|-----------------|
| 2. Leah Wigger | 73-72-73-69-287 |
| 16. Lauren Mielbrecht | 76-74-73-73-196 |
| 68. Rachel Smith | 77-81-74-72-304 |
| 114. Sally Shonk | 80-81-75-79-315 |
| 126. Lindsay Robinson | 78-84-79-85-326 |

2008 NCAA Championships

University of New Mexico

Championship Course

Albuquerque, NM

Par-72, 6,424 yards

Team Results

- | | |
|--------------------|----------------------|
| 1. USC | 284-300-295-289-1168 |
| 2. UCLA | 289-295-298-292-1174 |
| 3. Duke | 299-300-300-281-1180 |
| 4. Purdue | 298-304-303-283-1188 |
| 5. Arizona State | 290-301-301-297-1189 |
| 5. Denver | 293-294-308-296-1191 |
| 6. Texas A&M | 295-299-299-298-1191 |
| 8. Arkansas | 298-297-302-297-1194 |
| 9. Florida | 301-299-297-299-1196 |
| 10. Georgia | 297-303-303-295-1197 |
| 10. Wake Forest | 293-306-306-292-1197 |
| 12. Virginia | 296-317-301-301-1215 |
| 12. Auburn | 289-315-309-302-1215 |
| 12. Alabama | 296-311-306-302-1215 |
| 15. LSU | 300-315-312-295-1222 |
| 16. UNLV | 314-297-304-308-1223 |
| 17. TCU | 298-310-312-307-1227 |
| 17. Texas | 298-319-309-301-1227 |
| 19. Oklahoma State | 294-312-307-315-1228 |
| 19. Tulsa | 297-317-310-304-1228 |
| 21. UC Davis | 298-319-315-302-1234 |
| 22. South Carolina | 306-316-310-303-1235 |
| 23. Arizona | 307-309-314-310-1240 |
| 24. Furman | 312-313-315-313-1253 |

Virginia Results

- | | |
|------------------------|-----------------|
| 28. Lene Krog | 70-82-74-73-299 |
| 34. Jennie Arseneault | 71-79-76-74-300 |
| 80. Joy Kim | 79-79-74-77-309 |
| 84. Calle Nielson | 78-77-78-77-310 |
| 101. Whitney Neuhauser | 77-85-77-78-317 |

2009 NCAA Championships

Caves Valley Golf Club

Owings Mills, Md.

Par-72, 6,443 yards

Team Results

- | | |
|--------------------|----------------------|
| 1. Arizona State | 302-298-291-291-1182 |
| 2. UCLA | 296-293-304-297-1190 |
| 3. USC | 301-295-294-301-1191 |
| 4. Oklahoma State | 303-297-309-290-1199 |
| 5. Denver | 294-304-309-299-1206 |
| 6. Duke | 308-301-302-296-1207 |
| 7. North Carolina | 299-301-306-304-1210 |
| 8. Virginia | 305-302-301-304-1212 |
| 9. Pepperdine | 312-298-302-301-1213 |
| 10. Purdue | 306-301-311-298-1216 |
| 11. Alabama | 305-302-311-299-1217 |
| 12. LSU | 302-304-309-304-1219 |
| 13. Michigan State | 307-303-315-300-1225 |
| 13. Wake Forest | 303-300-318-304-1225 |
| 15. Georgia | 316-307-301-310-1234 |
| 16. Arizona | 310-305-314-306-1235 |
| 17. Tennessee | 307-313-306-311-1237 |
| 18. TCU | 314-316-301-307-1238 |
| 19. New Mexico | 311-314-307-310-1242 |
| 20. Tulane | 312-305-317-312-1246 |
| 21. UT Chattanooga | 316-307-305-320-1248 |
| 22. UC Irvine | 320-316-312-301-1249 |
| 23. Texas | 314-311-313-314-1252 |
| 24. Ohio State | 323-311-314-310-1258 |

Virginia Results

- | | |
|-----------------------|-----------------|
| 6. Calle Nielson | 75-76-71-72-294 |
| 48. Lene Krog | 78-74-73-80-305 |
| 54. Whitney Neuhauser | 75-76-81-75-307 |
| 70. Kristen Simpson | 77-76-78-80-311 |
| 75. Joy Kim | 79-77-79-77-312 |

**2010 NCAA Championships
Country Club of Landfall
Wilmington, NC
Par-72, 6,368 yards**

Team Results

1. Purdue	284-294-280-295-1153
2. USC	282-288-295-289-1154
3. Alabama	289-288-294-286-1157
4. Arizona State	288-293-290-290-1161
5. Arizona	296-286-293-291-1166
6. UCLA	288-292-302-287-1169
7. Vanderbilt	296-292-291-291-1170
8. Duke	288-303-300-288-1179
8. Oklahoma State	295-294-296-294-1179
10. Florida State	289-302-294-297-1182
11. Auburn	293-296-295-299-1183
11. Texas A&M	297-302-286-298-1183
13. Virginia	294-291-307-292-1184
14. South Carolina	300-297-293-296-1186
14. Pepperdine	297-306-288-295-1186
16. New Mexico	303-296-295-295-1189
16. Texas	299-296-300-294-1189
18. Tulane	311-292-297-293-1193
19. TCU	292-308-295-304-1199
19. Tennessee	297-307-300-295-1199
19. Stanford	300-307-302-290-1199
22. Kent State	307-305-297-291-1200
23. Oregon	302-309-313-294-1218
23. San Jose State	298-310-313-297-1218

Virginia Results

15. Brittany Altomare	70-75-74-70-289
50. Nicole Agnello	74-70-78-75-297
61. Joy Kim	77-75-76-72-300
76. Calle Nielson	73-73-81-75-302
99. Lauren Greenliet	79-73-79-75-306

**2011 NCAA Championships
The Traditions Club
Bryan, TX
Par-72, 6,260 yards**

Team Results

1. UCLA	289-295-294-295-1173
2. Purdue	292-295-298-292-1177
3. LSU	292-296-303-290-1181
4. Virginia	291-300-299-296-1186
5. USC	302-302-292-294-1190
5. Arkansas	305-296-296-293-1190
7. Texas A&M	295-294-302-300-1191
8. North Carolina	305-293-297-298-1193
8. Alabama	301-303-297-292-1193
10. Vanderbilt	297-294-304-301-1196
10. Florida	294-298-309-295-1196
12. California	306-292-305-294-1197
13. Tennessee	299-299-306-296-1200
14. Wake Forest	298-307-301-296-1202
15. Arizona	304-295-305-301-1205
16. Washington	312-307-297-293-1209
17. Arizona State	296-303-308-303-1210
18. South Carolina	302-315-298-296-1211
19. Minnesota	305-294-307-307-1213
20. UC Davis	313-305-307-294-1219
21. Ohio State	303-315-298-305-1221
22. Notre Dame	308-310-307-299-1224
23. Stanford	308-305-303-309-1225
24. Coastal Carolina	322-302-298-310-1232

Virginia Results

12. Brittany Altomare	69-75-72-74-290
26. Calle Nielson	71-73-76-77-297
37. Nicole Agnello	76-76-74-73-299
95. Joy Kim	75-76-81-79-311
102. Portland Rosen	80-84-77-72-313

**2012 NCAA Championships
Vanderbilt Legends Club – North Course
Franklin, TN
Par-72, 6,377 yards**

Team Results

1. Alabama	286-285-306-294-1171
2. USC	297-288-294-293-1172
3. LSU	293-294-297-289-1173
4. Virginia	288-294-301-292-1175
5. South Carolina	302-281-300-293-1176
6. Arizona State	292-291-304-292-1179
6. Oklahoma	294-299-295-291-1179
8. UCLA	292-290-306-293-1181
9. Purdue	293-295-295-299-1182
10. North Carolina	290-292-303-299-1184
11. Vanderbilt	306-284-311-285-1186
12. Florida	302-293-297-298-1190
13. Texas	297-295-313-286-1191
13. NC State	299-294-305-293-1191
15. Duke	289-302-301-300-1192
16. Baylor	299-304-300-290-1193
16. Texas A&M	301-298-300-294-1193
18. Colorado	297-298-305-296-1196
19. Tennessee	300-307-307-286-1200
20. Michigan State	296-311-294-300-1201
21. Pepperdine	306-293-304-301-1204
22. Ohio State	303-307-305-296-1211
23. Arkansas	303-301-309-301-1214
24. Stanford	309-304-307-296-1216

Virginia Results

8. Portland Rosen	66-75-74-76-291
29. Brittany Altomare	71-73-80-71-295
38. Briana Mao	77-75-72-73-297
102. Lauren Greenliet	74-72-82-81-309
126. Elizabeth Brightwell	DQ-74-75-72-na

**2014 NCAA Championships
Tulsa Country Club
Tulsa, OK
Par-70, 6,194 yards**

Team Results

1. Duke	293-285-278-274-1130
2. USC	293-291-278-270-1132
3. UCLA	291-293-283-278-1145
4. Oklahoma	288-287-291-281-1147
5. Arizona State	293-287-291-279-1150
6. Mississippi State	302-285-283-287-1157
7. Arizona	298-286-287-287-1158
7. Ohio State	299-291-288-280-1158
9. Alabama	305-285-289-282-1161
10. Vanderbilt	303-290-286-284-1163
10. Texas A&M	305-292-288-278-1163
10. NC State	307-284-280-292-1163
13. South Carolina	301-299-283-281-1164
14. Virginia	303-295-288-279-1165
15. Northwestern	305-289-284-288-1166
15. Tulane	303-294-278-291-1166
17. Washington	299-289-293-286-1167
18. Florida	305-292-290-282-1169
18. Stanford	300-286-294-289-1169
20. Michigan State	305-283-302-288-1169
20. Campbell	305-303-289-288-1178
22. California	296-305-289-281-1178
23. Iowa State	306-298-292-290-1186
24. Kansas	313-293-303-292-1201

Virginia Results

28. Lauren Diaz-Yi	71-71-75-71-288
48. Lauren Coughlin	77-73-72-70-292
50. Briana Mao	79-77-70-67-293
74. Portland Rosen	76-74-75-71-296
118. Elizabeth Brightwell	82-78-71-78-309



The Cavaliers with their fourth-place trophy following the 2012 NCAA Championships held in Franklin, Tenn.

HONORS & LETTERWINNERS

NGCA All-Americans

2005	Leah Wigger – Honorable Mention
2006	Leah Wigger – 2nd Team
2007	Leah Wigger – 2nd Team
2009	Whitney Neuhauser – Honorable Mention
2009	Calle Nielson – Honorable Mention
2010	Brittany Altomare – Honorable Mention
	Calle Nielson – Honorable Mention
2011	Calle Nielson – Honorable mention
2011	Brittany Altomare – 2nd Team
2012	Brittany Altomare – 2nd Team
	Portland Rose – Honorable Mention
2013	Brittany Altomare – 1st Team

NGCA Coaching Awards

2009	Kim Lewellen – East Region
2011	Brian Bailie – Assistant Coach of the Year

LPGA Coaching Awards

2010	Kim Lewellen – East Region
2011	Kim Lewellen – East Region
2011	Kim Lewellen – National
2012	Kim Lewellen – East Region

Golfweek All-Americans

2006	Leah Wigger – 2nd Team
2007	Leah Wigger – 2nd Team
2009	Whitney Neuhauser – 3rd Team
2009	Calle Nielson – 3rd Team
2009	Jennie Arseneault – Honorable mention
2010	Brittany Altomare – 3rd Team
	Calle Nielson – Honorable Mention
2011	Calle Nielson – Honorable Mention
2011	Brittany Altomare – 2nd Team
2012	Brittany Altomare – 3rd Team
2013	Brittany Altomare – 2nd Team

NGCA Scholar All-Americans

2004	Lindsay Robinson
	Leah Wigger
2005	Lindsay Robinson
	Leah Wigger
2006	Lindsay Robinson
	Leah Wigger
2007	Leah Wigger
2008	Kristen Simpson
2009	Kristen Simpson
2010	Nicole Agnello
	Lauren Greenlief
2011	Nicole Agnello
2012	Nicole Agnello
	Lauren Greenlief
	Elizabeth Brightwell
2013	Nicole Agnello
	Elizabeth Brightwell
2013	Elizabeth Brightwell

All-ACC

2004	Leah Wigger
2005	Leah Wigger
2006	Lauren Mielbrecht
	Leah Wigger
2007	Jennie Arseneault
	Leah Wigger
2008	Lene Krog
	Calle Nielson



Virginia All-Americans Brittany Altomare, Leah Wigger and Calle Nielson.

2009	Jennie Arseneault
	Calle Nielson
	Whitney Neuhauser
2010	Brittany Altomare
	Calle Nielson
2011	Calle Nielson
	Brittany Altomare
2012	Brittany Altomare
2013	Brittany Altomare
	Briana Mao

ACC Coach of the Year

2005	Jan Mann
2008	Kim Lewellen

Academic All-ACC

2004	Ashley Mayo
	Kira Mayo
	Lindsay Robinson
	Sally Shonk
	Rachel Smith
	Leah Wigger
2005	Michele Graham
	Kira Mayo
	Lindsay Robinson
	Sally Shonk
	Kristen Simpson
	Rachel Smith
	Leah Wigger
2006	Rachel Smith
	Marie Tuitt
	Leah Wigger
2007	Whitney Neuhauser
	Kristen Simpson
	Rachel Smith
	Leah Wigger
2008	Whitney Neuhauser
2009	Whitney Neuhauser
	Kristen Simpson
2010	Nicole Agnello
	Lauren Greenlief
	Whitney Neuhauser
2011	Nicole Agnello
	Portland Rosen
2012	Elizabeth Brightwell
	Lauren Greenlief
2013	Elizabeth Brightwell
2014	Elizabeth Brightwell

Cavalier Golfer of the Year

(team award)

2004	Leah Wigger
2005	Leah Wigger
2006	Leah Wigger
2007	Leah Wigger
2008	Whitney Neuhauser

All-Time Letterwinners

(since 2004)

Agnello, Nicole	2010, 11, 12, 13
Altomare, Brittany	2010, 11, 12, 13
Arseneault, Jennie	2006, 07, 08, 09
Elizabeth Brightwell	2012, 13, 14
Collins, Eleana	2010, 11
Coughlin, Lauren	2013, 14
Diaz-Yi, Lauren	2014
Dole, Evelyn	2014
Edmonson, Melissa	2013
Graham, Michele	2004
Greenlief, Lauren	2010, 11, 12
Hershberger, Alexandra	2013, 14
Kim, Joy	2008, 09, 10, 11
Krog, Lene	2008, 09
Mao, Briana	2012, 13, 14
Martin, Kaira	2013, 14
Mielbrecht, Lauren	2005, 06
Neuhauser, Whitney	2007, 09, 10
Nielson, Calle	2008, 09, 10, 11
Robinson, Lindsay	2004, 05, 06
Rosen, Portland	2011, 12, 13, 14
Shonk, Sally	2004, 05, 06, 07
Simpson, Kristen	2005, 06, 07, 08, 09
Smith, Rachel	2004, 05, 06, 07
Tuitt, Carly	2007, 08, 10
Wigger, Leah	2004, 05, 06, 07

All-Time Team Captains

2004	Michele Graham
2005	Sally Shonk, Leah Wigger
2006	Leah Wigger
2007	Leah Wigger
2008	Kristen Simpson
2009	Lene Krog and Kristen Simpson
2010	Whitney Neuhauser
2011	Calle Nielson