



VIRGINIA

VIRGINIA ATHLETICS MEDIA RELATIONS
 295 Massie Road, Room 154
 Charlottesville, VA 22904
Men's Basketball Contact: Erich Bacher
OFFICE: (434) 982-5530 • **CELL:** (720) 318-5538
E-mail: bacher@virginia.edu
ON THE WEB: VirginiaSports.com
ON TWITTER: @UVAMensHoops, @erichjbacher

18 NCAA TOURNAMENT APPEARANCES • 2 NCAA FINAL FOUR BERTHS • 13 NIT APPEARANCES • 6 ALL-AMERICANS • 64 ALL-ACC SELECTIONS

GAME INFORMATION

Date/Time: Thursday, March 12, 2015 / 12 p.m. ET
Site: Greensboro, N.C./Greensboro Coliseum (23,500)
TV: ESPN - Sean McDonough, Shane Battier, Allison Williams
 ACC Network - Tim Brant, Mike Gminski
Online: WatchESPN.com
Radio: Virginia Sports Radio Network
 Dave Koehn (pxp), Ted Jeffries (anlyst)
Satellite Radio: Sirius (83), XM (83)
Live Stats/Twitter: VirginiaSports.com/@UVaMensHoops
Virginia vs. Clemson: 71-52 (6-1 at ACC Tournament)
First Meeting: Jan. 4, 1936 (L, 45-34 in Charlottesville)
Last Meeting: Jan. 13, 2015 (W, 65-42 in Charlottesville)
Virginia vs. FSU: 22-22 (1-0 at ACC Tournament)
First Meeting: Jan. 4, 1992 (W, 77-68 ot in Tallahassee)
Last Meeting: Feb. 22, 2015 (W, 51-41 in Charlottesville)



[3/4] VIRGINIA CAVALIERS (28-2, 16-2 ACC)

Head Coach: Tony Bennett (Green Bay, 1992)

Record at Virginia: 134-62 (6th season), Career Record: 203-95 (9th season)

VS

#8 SEED CLEMSON (16-14) OR #9 SEED FLORIDA STATE (16-15)

FOR OPENERS

- No. 1 seed Virginia plays the winner of No. 8 seed Clemson (16-14) and No. 9 seed Florida State (16-15) in the 62nd Annual ACC Tournament quarterfinals on Thursday, March 12 at 12 p.m.
- Virginia went 1-0 vs. No. 8 seed Clemson and 1-0 vs. No. 9 seed Florida State during the regular season.
- The Cavaliers rank No. 1 nationally in scoring defense at 50.3 ppg, which is the third lowest average in the shot clock era (since 1986).
- UVA's 28-2 record ties for its best through 30 games (1981-82).
- Justin Anderson has missed eight games with a fractured finger (Feb. 7) and appendectomy (March 5).

ALL-TIME AGAINST CLEMSON

- Virginia is 71-52 all-time vs. Clemson, including a 6-1 record in the ACC Tournament, in the series that dates back to 1935-36.
- The Cavaliers have a three-game winning streak vs. the Tigers and would meet Clemson in the ACC Tournament for the first time since 2004 (83-79 overtime win in the first round).
- The Cavaliers are 3-2 in their last five meetings vs. Clemson and 6-4 in their last 10.
- The Cavaliers went 1-0 vs. the Tigers during the regular season, posting a 65-42 win at John Paul Jones Arena on Jan. 13, 2015.
- Head coach Tony Bennett is 5-3 all-time vs. Clemson.

2014-15 SCHEDULE/RESULTS - 28-2, 16-2 ACC

Date	Opponent	TV	Time/Result
Nov. 14	[9] at James Madison	None	W, 79-51
Nov. 16	[9] NORFOLK STATE ^	RSN	W, 67-39
Nov. 18	[9] SOUTH CAROLINA ST.	RSN	W, 75-55
Nov. 21	[9] G. WASHINGTON (RV)	ESPN3	W, 59-42
Nov. 25	[8] TENNESSEE STATE ^	ESPN3	W, 79-36
Nov. 28	[8] vs. La Salle ^	NBCSN	W, 64-56
Nov. 29	[8] vs. Rutgers ^	NBCSN	W, 45-26
Dec. 3	[7] at Maryland (21) %	ESPN2	W, 76-65
Dec. 6	[7] at VCU (RV)	ESPN	W, 74-57
Dec. 18	[6] CLEVELAND STATE	ESPN	W, 70-54
Dec. 21	[6] HARVARD	ESPN	W, 76-27
Dec. 30	[3] DAVIDSON (RV)	ESPN	W, 83-72
Jan. 3	[3] at Miami *	ESPN2	W, 89-80 2OT
Jan. 7	[3] NC STATE *	ESPN2	W, 61-51
Jan. 10	[3] at Notre Dame (13) *	ESPN2	W, 62-56
Jan. 13	[2] CLEMSON *	ACCN	W, 65-42
Jan. 17	[2] at Boston College *	RSN	W, 66-51
Jan. 22	[2] GEORGIA TECH *	ACCN	W, 57-28
Jan. 25	[2] at Virginia Tech *	ACCN	W, 50-47
Jan. 31	[2] DUKE (4) *	ESPN	L, 69-63
Feb. 2	[3] at North Carolina (13) *	ESPN	W, 75-64
Feb. 7	[3] LOUISVILLE (9) *	ESPN	W, 52-47
Feb. 11	[2] at NC State *	ACCN	W, 51-47
Feb. 14	[2] WAKE FOREST *	ACCN	W, 61-60
Feb. 16	[2] PITTSBURGH *	ESPN	W, 61-49
Feb. 22	[2] FLORIDA STATE *	ESPN	W, 51-41
Feb. 25	[2] at Wake Forest *	RSN	W, 70-34
Feb. 28	[2] VIRGINIA TECH *	ACCN	W, 69-57
Mar. 2	[2] at Syracuse *	ESPN	W, 59-47
Mar. 7	[2] at Louisville * (16)	ESPN	L, 59-57
Mar. 12	[3] vs. Clemson/FSU **	ESPN/ACCN	12 p.m.

HOME GAMES IN BOLD CAPS

^ - Barclays Center Classic; % - ACC/Big Ten Challenge; * - ACC game,

** - ACC Tournament, Greensboro, N.C.

PRONUNCIATION GUIDE

DARION Atkins	derry-ON
Marial SHAYOK	shay-OCK
London PERRANTES	per-N-tez
Rob VOZENILEK	voh-zin-ill-eck

A WIN VS. CLEMSON OR FLORIDA STATE WOULD...

- Give Virginia its second consecutive ACC Tournament semifinal appearance
- Give UVA a four-game winning streak in the ACC Tournament.
- Match UVA's best 31-game start in school history at 29-2 (1981-82).
- Give UVA 29 wins, tied for its second-most in school history.
- Give UVA a four-game winning streak vs. Clemson or a five-game winning streak vs. Florida State.
- Give UVA 82 wins during a three-year span, its most since winning 88 games from 1981-83.

ALL-TIME IN THE ACC TOURNAMENT

- Virginia is 34-59 all-time in the ACC Tournament.
- UVA is the reigning ACC Tournament champion after posting wins against Florida State, Pitt and Duke last season.
- Virginia also captured the 1976 ACC Tournament championship with a 67-62 win over North Carolina.
- Virginia is 16-24 in ACC Tournament games in Greensboro.
- Tony Bennett is 4-4 all-time in the ACC Tournament.

LAST TIME OUT

- No. 16/14 Louisville defeated No. 2 Virginia 59-57 in the ACC regular season finale at KFC Yum! Center on March 7.
- Mangok Mathiang hit the game-winning shot from the foul line extended with 2.7 seconds left in regulation.
- Montrezl Harrell had a game-high 20 points and 12 rebounds to lead Louisville.
- Malcolm Brogdon led Virginia with 17 points and Darion Atkins added 10 points and a team-high seven rebounds.
- Virginia shot 47.7 percent from the floor, but was outrebounded 29-27 and had 13 turnovers.

LAST TIME VS. THE TIGERS

- Malcolm Brogdon had 16 points and Justin Anderson added 15 to lead Virginia to a 65-42 win over Clemson on Jan. 13.
- The Cavaliers led Clemson 25-19 at the half and used a 29-6 run to start the second stanza to stay unbeaten at 16-0.
- Virginia shot 50 percent from the field for the first time in ACC play and held Clemson to 35.7 percent.
- Darion Atkins added six points and a team-high six rebounds, and Isaiah Wilkins provided five points and his first career 3-pointer.

ALL-TIME AGAINST FLORIDA STATE

- Virginia is 22-22 all-time vs. Florida State, including a 1-0 mark in the ACC Tournament, in the series that dates back to 1991-92.
- Last season, UVA defeated Florida State 64-51 in the ACC Tournament quarterfinals in Greensboro, N.C.
- Virginia has a four-game winning streak vs. Florida State and has won five of the last six contests in the series.
- The Cavaliers posted a 51-41 win over Florida State in the only regular season meeting between the teams on Feb. 22
- Head coach Tony Bennett is 5-5 all-time vs. Florida State.

LAST TIME VS. THE SEMINOLES

- Anthony Gill had 13 points and nine rebounds to lead No. 2 Virginia to a 51-41 win over Florida State on Feb. 22.
- Darion Atkins added 11 points and a career-high four steals.
- London Perrantes suffered a broken nose and mild concussion after colliding with Malcolm Brogdon at 14:39 of the second half.
- Virginia overcame a sub-par offensive performance by holding the Seminoles without a field goal for the final 10:33 of the game.
- UVA outrebounded FSU 34-30 and had a season-high 11 steals.
- Xavier Rathan-Mayes led the Seminoles with 13 points.

VIRGINIA'S STARTING LINEUP AT LOUISVILLE

Pos.	No.	Player (Hometown)	Yr.	Ht.	Wt.	PPG	RPG	NOTES
G	32	London Perrantes (Los Angeles, Calif.)	So.	6-2	191	6.3	2.5	Ranks 2nd in the ACC in assist/turnover ratio at 3.1
G	15	Malcolm Brogdon (Atlanta, Ga.)	R-Jr.	6-5	215	13.7	4.0	Has 10 or more points in 10 of his last 11 games
F	11	Evan Nolte (Milton, Ga.)	Jr.	6-8	224	2.9	1.4	Averaging 6.3 points in last 4 games
F	5	Darion Atkins (Clinton, Md.)	Sr.	6-8	241	7.6	5.9	ACC Defensive Player of the Year (AC SMA)
F	13	Anthony Gill (High Point, N.C.)	R-Jr.	6-8	230	11.6	6.7	Has 10 or more points in 8 of his last 10 games

OFF THE BENCH

C	10	Mike Tobey (Monroe, N.Y.)	Jr.	7-0	253	7.2	5.2	ACC Sixth Man of the Year (Coaches)
G	4	Marial Shayok (Ottawa, Ontario)	Fr.	6-5	207	3.6	1.8	Had 7 pts, 5 rebs & 4 assists in first career start at WF
F	21	Isaiah Wilkins (Lilburn, Ga.)	Fr.	6-7	224	1.6	2.6	Grabbed a season-high nine rebounds at Wake Forest
G	0	Devon Hall (Virginia Beach, Va.)	R-Fr.	6-5	203	1.8	0.7	Scored season-high 9 points at Wake Forest
G	1	Justin Anderson (Montross, Va.)	Jr.	6-6	228	13.4	4.3	Was leading ACC in 3-point % prior to injury

ON THE ROAD AGAIN

- Virginia is 13-1 away from home this season, including a 2-0 neutral-site mark.
- The Cavaliers defeated La Salle and Rutgers at the Barclays Center Classic.
- UVa has won a school-record 11 true road games, breaking the school record of 10 set in 1981 and 1982.
- Virginia is 15-3 in ACC road games over the past two seasons, the most road wins in the conference over that period.

UVA RANKED NO. 3/4 IN THE LATEST NATIONAL POLLS

- UVa is ranked Nos. 3 and 4 in the AP and USA Today coaches' polls.
- The Cavaliers have been ranked in the top 10 for the first 19 weeks of the season for the first time since 1982-83.
- The Cavaliers achieved their first No. 2 ranking this season for the first time since March 8, 1983.
- The No. 9 AP preseason ranking was UVa's best since a No. 1 ranking to start the 1982-83 season.
- UVa is one of three teams (Duke and Arizona) that have been ranked in the top 10 for 21 straight weeks dating back to last season.

VIRGINIA HEAD COACH TONY BENNETT

- Sixth-year head coach Tony Bennett sports a 134-62 mark at Virginia and 203-95 mark in nine seasons overall.
- Bennett was named 2015 ACC and USBWA All-District 3 Coach of the Year after leading Virginia to its second consecutive ACC regular-season title.
- He was named 2014 ACC Coach of the Year after guiding the Cavaliers to their first ACC Tournament championship since 1976.
- In 2013-14, he guided UVa to its first ACC regular season and tournament championship in the same season for the first time in school history.
- Bennett has guided the Cavaliers to three consecutive postseason tournaments (NCAA in 2012 and 2014 and NIT in 2013).
- Bennett has increased UVa's win total in each of the last five seasons (15 in 2009-10, 16 in 2010-11, 22 in 2011-12, 23 in 2013-13 and 30 in 2013-14).
- Bennett-coached teams are 75-3 when holding opponents to fewer than 50 points during his nine-year coaching career.
- Bennett-coached teams have finished in the top five nationally in scoring defense in five of eight seasons (first in 2008-09 and 2013-14, second in 2007-08 and 2011-12, and fifth in 2012-13).
- Bennett is one of 24 Division I head coaches who played in the NBA.
- Bennett is the only active coach to have wins over the five active Hall of Fame coaches (Jim Boeheim, Larry Brown, Mike Krzyzewski, Rick Pitino, Roy Williams).
- Bennett became the 15th coach in NCAA Division I history to reach the 200 career-win mark in nine seasons or less on Feb. 22, 2015.

EMBRACE THE PACE

- Virginia is averaging 65.5 points and yielding a nation-leading and school-record (modern era) 50.3 points (third best defensive average in shot clock era).
- UVa has shot 46.3 percent from the field and 36.2 percent from 3-point range, while limiting its opponents to 35.7 percent from the field (2nd nationally) and 30.2 percent from 3-point range.
- As of March 9, the Cavaliers rank in the top five nationally in seven defensive categories: points per game (1st), field goal percentage (2nd), points per possession (2nd), rebounds per game (2nd), true shooting percentage (2nd), effective shooting percentage (3rd) and possessions per 40 minutes (3rd).
- As of March 9, the Cavaliers rank in the top 14 nationally in three offensive categories: defensive rebound percentage (6th), rebound percentage (11th) and assist-to-turnover ratio (14th).
- UVa has limited its opponents to 79 fast break points, but allowed a season-high 14 in its loss to Duke.

THE DEFENSE NEVER RESTS

- Virginia has held its opponents scoreless for five or more minutes 26 times.
- Virginia held Louisville scoreless for 12:06, Tennessee State scoreless for 10:23 and Cleveland State scoreless for 10:03 this season.
- Virginia has also limited its opponents without a field goal for eight or more minutes 11 times, highlighted by Harvard for 19:53 on Dec. 21.

HOLDING FOES UNDER 50

- Virginia is 49-2 when holding opponents under 50 points in the Tony Bennett era.
- UVa is 14-0 this season and 33-1 over the last three seasons when holding opponents under 50 points.

THE ELECTRIC 70s

- Virginia is 61-4 when scoring at least 70 points under Tony Bennett and 73-57 when scoring under 70 points.

NATIONAL DEFENSIVE POINTS PER GAME RANKINGS UNDER TONY BENNETT

Year	School	Pts/Gm	Rank
2006-07	Washington State	59.5	17th
2007-08	Washington State	56.4	3rd
2008-09	Washington State	55.4	1st
2009-10	Virginia	63.6	54th
2010-11	Virginia	62.4	36th
2011-12	Virginia	54.2	2nd
2012-13	Virginia	55.6	5th
2013-14	Virginia	55.7	1st
2014-15	Virginia	50.3	1st

2014-15 UVA DEFENSIVE RANKINGS (3/9/15)

Category	Ave.	NCAA	ACC
Points/Game	50.3	1	1
Field Goal %	35.7	2	1
Points/Possession	.86	2	1
Rebounds/Game	28.4	2	1
True Shooting %	44.2	2	1
Effective Shooting %	41.2	3	1
Possessions/40 minutes	58.7	3	1
Assists/Game	8.8	6	1
Off. Rebound %	24.3	6	1
Rebound %	45.0	11	2
Def. Rebounds/Game	20.0	12	1

2014-15 UVA OFFENSIVE RANKINGS (3/9/15)

Category	Ave.	NCAA	ACC
Def. Rebound %	75.7	6	1
Rebound %	55.1	11	2
Assist-to-Turnover Ratio	1.42	14	3
Points/Possession	1.12	24	3

OPPONENTS' SCORELESS DROUGHTS

Time	Opponent	Half
12:06	Louisville	1st/2nd
10:23	Tennessee State	1st/2nd
10:03	Cleveland State	1st
9:24	Rutgers	2nd
7:17	Georgia Tech	1st
6:55	Harvard	1st
6:49	Clemson	1st
6:36	La Salle	1st*
6:29	Clemson	1st/2nd
6:28	Pitt	1st
6:21	NC State ¹	1st
6:21	Rutgers	2nd
6:19	Pitt	1st
6:18	NC State ¹	2nd
6:11	Boston College	2nd
6:10	Norfolk State	2nd
6:06	James Madison	2nd
5:55	Wake Forest ²	1st/2nd
5:55	Tennessee State	1st
5:51	VCU	2nd
5:46	Florida State	1st
5:42	Virginia Tech ¹	2nd
5:36	South Carolina State	1st
5:21	Louisville ²	1st
5:20	Clemson	2nd
5:16	Pitt	2nd

* - start of game

OPPONENTS' FIELD GOAL-LESS STREAKS

Time	Opponent	Half
19:53	Harvard	1st/2nd
12:06	Louisville ¹	1st/2nd
10:33	Florida State	2nd
10:29	Norfolk State	1st/2nd
10:23	Tennessee State	1st/2nd
10:03	Cleveland State	1st
9:44	James Madison	2nd
9:24	Rutgers	2nd
9:23	Wake Forest ²	2nd
8:50	South Carolina State	1st
8:27	George Washington	2nd



**HEAD COACH
TONY BENNETT**
6TH SEASON

PERSONAL

Birthdate: June 1, 1969
Birthplace: Clintonville, Wis.

Family: wife, Laurel; daughter, Anna; son, Eli

EDUCATION

College: Green Bay, 1992

COACHING EXPERIENCE

- 1999-00 Wisconsin (staff volunteer)
- 2000-01 Wisconsin (assistant coach)
- 2003-04 Washington State (assistant coach)
- 2004-06 Washington State (associate head coach)
- 2006-09 Washington State (head coach)
- 2009- Virginia (head coach)

THE BENNETT RECORD

Year	School	Record (Conf)	Postseason
2006-07	Washington St.	26-8 (13-5)	NCAA 2nd Round
2007-08	Washington St.	26-9 (11-7)	NCAA Sweet 16
2008-09	Washington St.	17-16 (8-10)	NIT 1st Round
2009-10	Virginia	15-16 (5-11)	
2010-11	Virginia	16-15 (7-9)	
2011-12	Virginia	22-10 (9-7)	NCAA 2nd Round
2012-13	Virginia	23-12 (11-7)	NIT Quarterfinals
2013-14	Virginia	30-7 (16-2)	NCAA Sweet 16
2014-15	Virginia	28-2 (16-2)	
Total	9th season	203-95	
Virginia	6th season	134-62	

BENNETT VS. 2014-15 OPPONENTS

Opponent	Career	Virginia
Boston College	5-4	5-4
Clemson	5-3	5-3
Cleveland State	2-0	2-0
Davidson	2-0	2-0
Duke	2-7	2-7
Florida State	5-5	5-5
George Washington	1-0	1-0
Georgia Tech	7-1	7-1
Harvard	1-0	1-0
James Madison	2-0	2-0
La Salle	1-0	1-0
Louisville	1-1	1-1
Maryland	7-4	7-4
Miami	4-4	4-4
North Carolina	4-5	4-4
NC State	8-2	8-2
Norfolk State	4-0	4-0
Notre Dame	4-0	3-0
Pitt	3-1	3-0
Rutgers	1-0	1-0
South Carolina State	2-0	2-0
Syracuse	2-0	2-0
Tennessee State	1-0	1-0
VCU	1-1	1-1
Virginia Tech	9-3	9-3
Wake Forest	4-4	4-4

NATIONAL RANKINGS

ASSOCIATED PRESS (Monday, March 9)

1	Kentucky (65)	31-0	1,625
2	Duke	28-3	1,544
3	Virginia	28-2	1,454
4	Villanova	29-2	1,444
5	Arizona	28-3	1,360
6	Wisconsin	28-3	1,344
7	Gonzaga	30-2	1,229
8	Maryland	26-5	1,103
9	Kansas	24-7	1,040
10	Northern Iowa	30-3	1,037
11	Notre Dame	26-5	1,026
12	Wichita St	28-4	797
13	Iowa State	22-8	786
14	Louisville	24-7	780
15	Oklahoma	21-9	772
16	Baylor	23-8	701
17	Utah	23-7	587
18	West Virginia	23-8	525
19	North Carolina	21-10	406
20	SMU	24-6	339
21	Arkansas	24-7	300
22	Butler	22-9	287
23	Georgetown	20-9	223
24	Davidson	23-6	99
25	Boise State	24-7	82

Others receiving votes: Oregon 69, Providence 63, Ohio State 40, BYU 18, Michigan St 15, LSU 8, Iowa 7, St. John's 6, San Diego St 3, Stephen F. Austin 2, Valparaiso 1, Dayton 1, North Florida 1, Purdue 1

USA TODAY COACHES (Monday, March 9)

1	Kentucky (32)	31-0	800
2	Duke	28-3	754
3	Villanova	29-2	716
4	Virginia	28-2	707
5	Wisconsin	28-3	686
6	Arizona	28-3	650
7	Gonzaga	30-2	611
8	Maryland	26-5	547
9	Notre Dame	26-5	518
10	Kansas	24-7	492
11	Northern Iowa	30-3	485
12	Wichita St	28-4	390
13	Louisville	24-7	386
14	Oklahoma	21-9	378
15	Iowa State	22-8	377
16	Baylor	23-8	318
17	Utah	23-7	300
18	West Virginia	23-8	241
19	North Carolina	21-10	186
20	Arkansas	24-7	167
21	SMU	24-6	162
22	Butler	22-9	138
23	Georgetown	20-9	99
24	Davidson	23-6	59
25	San Diego St	24-7	40

Others receiving votes: Providence 38, Boise State 30, Michigan St 21, Oregon 21, Ohio State 20, Stephen F. Austin 13, Purdue 8, Texas A&M 7, BYU 7, Murray St 6, LSU 6, Texas 6, Dayton 4, Valparaiso 4, Iowa 2

2014-15 Opponents in Bold

BENNETT, BROGDON AND ATKINS LEAD ALL-ACC HONOREES

- Tony Bennett was named ACC Coach of the Year by ACSMA and ACC coaches for the second consecutive season.
- Malcolm Brogdon was named to the All-ACC First Team by ACSMA and ACC coaches, and was named ACC Co-Defensive Player of the Year by the ACC coaches.
- Justin Anderson was named to the All-ACC Second Team by ACSMA and ACC coaches.
- Anthony Gill was named to the All-ACC Third Team by ACSMA and joined Brogdon on the coaches' All-ACC Defensive Team.
- Darion Atkins was named ACC Defensive Player of the Year by ACSMA and was joined by Brogdon on the All-ACC Defensive Team.
- Mike Tobey was named Sixth Man of the Year by the ACC coaches.
- London Perrantes earned All-ACC honorable mention by ACSMA.

2014-15 TEAM ACCOMPLISHMENTS

- Virginia clinched its second consecutive ACC regular-season title and No. 1 seed in the ACC Tournament.
- Virginia earned its seventh ACC regular-season title (third outright) and its third No. 1 seed for the ACC Tournament.
- Virginia is the first ACC school besides Duke or North Carolina to earn back-to-back outright ACC regular-season titles since NC State in 1973-74.
- Virginia is the first ACC school to record 16 or more league wins in back-to-back seasons.
- The Cavaliers won a school-record 11 road contests.
- Virginia captured the Barclays Center Classic.
- The Cavaliers recorded their best start in school history at 28-1.

ABOUT THE 2014-15 SCHEDULE

- Six of Virginia's opponents are ranked in the latest AP poll (Duke, Maryland, Notre Dame, Louisville, North Carolina and Davidson).
- UVA is 4-2 vs. ranked opponents, defeating Maryland, Notre Dame, North Carolina and Louisville.
- The Cavaliers have also defeated three opponents (George Washington, VCU and Davidson) that were receiving votes in the AP poll.
- Nine opponents (Duke, Louisville, Pittsburgh, NC State, George Washington, Harvard, North Carolina, Syracuse and VCU) played in the 2014 NCAA Tournament, while three (Clemson, Davidson and Florida State) participated in the NIT.

TWENTY-SOMETHINGS:

- NCAA Division I teams have been held under 30 points eight times this season, and Virginia is responsible for three of them (Rutgers-26, Harvard-27, Georgia Tech-28).
- Virginia is the first Division I team to hold multiple opponents under 30 in a season since Bucknell did it twice in 2003-04.
- The last Division I team to hold three opponents under 30 in a season was NC State in 1996-97 (Winthrop, Arkansas-Pine Bluff, Texas-Pan American).
- The last time Virginia held at least three opponents under 30 points in a season was in 1945-46 (five times).
- Georgia Tech's 28 points on Jan. 22 marked the lowest point total ever in an ACC regular season game.
- Virginia has held six opponents under 40 points this season, twice as many as any other team in the nation.

GETTING REALLY DEFENSIVE

- UVA is responsible for three of the top five defensive performances for fewest points in a game by Power 5 conference teams this season (ACC, Big Ten, Big 12, Pac 12, SEC).
- 26 Rutgers vs. Virginia (11/29/14)
- 28 Georgia Tech at Virginia (1/22/15)
- 33 Colorado at Wyoming (11/22/14)
- 34 Wake Forest vs. Virginia (2/25/15)
- 34 Oregon State at Arizona (1/30/15)
- Eight of the other 14 ACC teams had their lowest point total of the year against Virginia
- The four lowest scoring games by an ACC team this season came against the Cavaliers
- 14 of the 26 teams on Virginia's schedule had their season-low scoring total against UVA

VIRGINIA VS. RANKED OPPONENTS

- Virginia is 14-19 against ranked opponents, including a 2-6 mark vs. top-5 foes, in the Tony Bennett era.
- Virginia is 129-314 vs. ranked opponents, including a 25-119 mark against top-5 foes, since 1953-54.
- The Cavaliers are 1-26 vs. No. 1-ranked opponents (86-73 vs. No. 1 North Carolina on Jan. 30, 1986).
- UVA is 4-2 against ranked opponents this season, defeating Maryland, Notre Dame, North Carolina and Louisville.

2014-15 UNIVERSITY OF VIRGINIA CAVALIERS

No.	Name	Pos.	Ht.	Wt.	Yr.	Hometown/High School [Previous College]
0	Devon Hall	G	6-5	203	R-Fr.	Virginia Beach, Va./Cape Henry Collegiate
1	Justin Anderson	G	6-6	228	Jr.	Montross, Va./Montrose Christian (Md.)
2	B.J. Stith	G	6-5	205	Fr.	Lawrenceville, Va./Oak Hill Academy
4	Marial Shayok	G	6-5	207	Fr.	Ottawa, Ontario/Blair Academy (N.J.)
5	Darion Atkins	F	6-8	241	Sr.	Clinton, Md./Landon School
10	Mike Tobey	C	7-0	253	Jr.	Monroe, N.Y./Blair Academy (N.J.)
11	Evan Nolte	F	6-8	224	Jr.	Milton, Ga./Milton
13	Anthony Gill	F	6-8	230	R-Jr.	High Point, N.C./Charlotte Christian [South Carolina]
15	Malcolm Brogdon	G	6-5	215	R-Jr.	Atlanta, Ga./Greater Atlanta Christian
21	Isaiah Wilkins	F	6-7	224	Fr.	Lilburn, Ga./Greater Atlanta Christian
22	Maleek Frazier	G	5-10	170	Sr.	Charlottesville, Va./The Covenant School
23	Rob Vozenilek	G	6-2	190	Sr.	Richmond, Va./St. Christopher's School
24	Caid Kirven	F	6-8	226	Jr.	Raleigh, N.C./Woodberry Forest (Va.)
32	London Perrantes	G	6-2	191	So.	Los Angeles, Calif./Crespi Carmelite
33	Jack Salt	C	6-11	235	Fr.	Auckland, New Zealand (Westlake)
34	Jeff Jones	F	6-6	195	So.	Charlottesville, Va./St. Anne's-Belfield School
51	Darius Thompson *	G	6-4	192	So.	Murfreesboro, Tenn./Blackman [Tennessee]

* Ineligible to play in 2014-15 due to NCAA transfer rules

Head Coach: Tony Bennett (Green Bay '92/sixth season);

Associate Head Coach: Ritchie McKay (Seattle Pacific '87/sixth season)

Assistant Coaches: Ron Sanchez (SUNY-Oneonta '97/sixth season), Jason Williford (Virginia '95/sixth season)

Director of Player Development: Brad Soucie (Christian Heritage '91/sixth season)

Asst. AD for Men's Basketball Administration: Ronnie Wideman (Washington State '06/sixth season)

Operations Assistant: Mark Vershaw (Wisconsin '01/third season)

Technology & Scouting Assistant: Vic Sfera (Memphis '10/first season)

Strength and Conditioning Coach: Mike Curtis (Virginia '98/sixth season); **Athletic Trainer:** Ethan Saliba (Kansas '79/32nd season)

PAINT IT ORANGE AND BLUE

- Virginia is averaging 30.7 points in the paint, while limiting its opponents to 20.5 points per game in the paint.
- UVa scored 17 of its 18 made field goals against Florida State (2/22/15) in the paint.
- Anthony Gill, Mike Tobey and Darion Atkins are each shooting 51.2 percent or better from the field.
- UVa has outrebounded its opponent in 23 of 30 games, and is second in the ACC with a +8.3 rebounding margin.

ALL-TIME VS. ACC OPPONENTS

- Virginia is 491-591 all-time against ACC members (11-7 vs. Boston College, 71-52 vs. Clemson, 88-53 vs. Virginia Tech, 50-117 vs. Duke, 22-22 vs. FSU, 38-39 vs. Georgia Tech, 6-4 vs. Louisville, 7-10 vs. Miami, 52-128 vs. UNC, 62-82 vs. NC State, 8-1 vs. Notre Dame, 10-3 vs. Pitt, 3-3 vs. Syracuse and 63-70 vs. Wake Forest).

MALCOLM IN THE MIDDLE

- Two-time All-ACC performer Malcolm Brogdon leads UVa in scoring for the second straight season at 13.7 points per game.
- Brogdon had a season-high 20 points against Boston College and La Salle, and has scored 10 or more points in 22 games.
- He ranks second in the ACC in free throw percentage (86%) and 16th in scoring.
- Brogdon was named to the 2015 Allstate NABC Good Works Team® and Naismith Trophy Midseason 30 list, and is a Naismith Jerry West Award (best shooting guard), USBWA Oscar Robertson Player of the Year Award and John Wooden Award finalist.
- He ranks 42nd on UVa's all-time scoring list with 1,068 points and needs four points to pass Gene Engel (1,071 from 1961-63) into 41st place.
- In 2013-14, Brogdon averaged a career-high 12.7 points and 5.4 rebounds en route to All-ACC honors.
- Brogdon scored a career-best 23 points in the 2014 ACC Tournament final win against Duke.

HIGH POINT MAN IN THE PAINT

- All-ACC performer Anthony Gill, a High Point, N.C., native, is averaging career highs in points (11.6) and rebounds (6.7) this season.
- Gill, who was named to the USBWA Oscar Robertson Trophy Midseason Watch List, has a team-leading three double-doubles.
- Gill recorded career highs in points (25) and rebounds (13) against Davidson for his second career double-double.
- Gill tallied his first career double-double with 16 points and 10 rebounds en route to MVP honors at the Barclays Center Classic.
- Gill leads the team in field goal percentage (59.3%) and ranks 13th in the ACC in rebounding.
- He has tallied 11 or more points in six of the last seven games.

CARRY ON DARION

- ACC Defensive Player of the Year Senior Darion Atkins is enjoying his final season at UVa, averaging career highs in points (7.6), rebounds (5.9) and a team-leading 31 blocked shots and 26 steals.
- Atkins ranks 19th in the ACC in rebounding and had a career-high 12 rebounds at Miami (1/3/15).
- Atkins had a career-high four steals vs. Florida State (2/22/15) and a season-high four blocked shots vs. Pitt (2/16/15).
- He is the only ACC player to lead his team in blocks and steals this season, and Atkins is the first player to lead UVa in blocks and steals since Travis Watson in 2002-03.

LONDON CALLING

- Honorable mention All-ACC guard London Perrantes ranks second in the ACC in assist-to-turnover ratio (3.1) and fourth in assists (4.7 apg).
- Perrantes has 10 or more points in six games, including four of his last six games.
- He set career highs in points (26) and 3-pointers (5) at Miami.
- Perrantes has six or more assists in 11 games.
- He missed the game at Wake Forest (Feb. 25) with a broken nose and mild concussion.
- He averaged 5.5 points and 3.8 assists and ranked sixth nationally in assist-to-turnover ratio (3.5) to earn All-ACC Freshman Team honors last season.

SIXTH MAN TO ALL-ACC

- Former ACC Sixth Man of the Year Justin Anderson was named All-ACC Second Team after averaging career highs in points (13.4), rebounds (4.3), field goal percentage (48%), 3-point percentage (48.4%) and minutes (29.4).
- Anderson, who has eight games after fracturing a finger on Feb. 7 and having an appendectomy on March 5, has started 22 games and led the team in scoring in 10 games.
- He was named to midseason watch lists for the the Wooden Award, USBWA Oscar Robertson Trophy and Naismith Trophy, and is a Naismith Julius Erving Award (best small forward) finalist.
- Anderson was named the USBWA's Oscar Robertson National Player of the Week and ACC Co-Player of the Week on Dec. 9.
- Anderson tallied a season-high 21 points at VCU and had 20 against Tennessee State.
- He ranked first in the ACC in 3-point percentage, ninth in 3-pointers per game (2.1) and 20th in scoring prior to fracturing his finger.
- Anderson was named 2014 ACC Sixth Man of the Year after averaging 7.8 points and 3.2 rebounds as a sophomore.

ROOKIES ARE FINDING THEIR WAY ON GROUNDS

- True freshmen Isaiah Wilkins and Marial Shayok and redshirt freshman Devon Hall have made solid contributions in 2014-15.
- Shayok had seven points, five rebounds and four assists in his first collegiate start at Wake Forest in place of London Perrantes, and had a season-high nine points at Maryland and Miami.
- Wilkins has been in the rotation the past 15 contests, and had seven points and five rebounds in 14 minutes vs. Duke and a season-high nine rebounds at Wake Forest.
- Hall had a season-high nine points at Wake Forest, and had five points and five steals in a starting role at James Madison.
- Wilkins is the stepson of NBA Hall of Famer Dominique Wilkins, and B.J. Stith is the son of UVa all-time leading scorer Bryant Stith.

BROGDON NAMED TO ALLSTATE NABC GOOD WORKS TEAM®

- Malcolm Brogdon was one of 10 players named to the 2015 Allstate NABC Good Works Team® on Feb. 10.
- The award pays tribute to college basketball players at all levels for their impressive commitment to giving back to their communities and positively impacting the lives of those around them.
- Brogdon has volunteered as a reader and mentor to fifth grade students at Broadus Elementary School in Charlottesville and served as a mentor at the Charlottesville Boys and Girls Club.
- He is a dual-degree student in the Accelerated Bachelor/MPP Program in the Batten School of Leadership and Public Policy, and has made mission trips to South Africa and Malawi, and Ghana.
- Brogdon served as a mentor in both the W.E.B. DuBois Society and Norcross Elementary school in Georgia, and was also a counselor at the East Lake YMCA summer camp in Atlanta.

60 IS THE NEW 70

- UVa is 86-10 when scoring at least 60 points and 16-21 when scoring fewer than 60 points over the past four seasons.

THERE'S NO PLACE LIKE HOME

- UVa is 123-36 (.774) in nine seasons, including a 15-1 mark in 2014-15, at John Paul Jones Arena.
- UVa won 11 or more home games for six straight seasons.
- UVa's 21-game home winning streak from Dec. 21, 2013-Jan. 22, 2015 set a JPJ record.
- UVa is 85-20 (.810) at home under head coach Tony Bennett.
- Virginia sold out home contests vs. Harvard, Davidson, Duke, Louisville, Wake Forest, Pitt, Florida State and Virginia Tech.
- Virginia enjoyed a school-best, 21-game ACC home winning streak from Jan. 6, 2013-Jan. 22, 2015, marking the longest in the ACC since Duke's 22-game ACC home winning streak from 2002-04.

CAVALIERS IN THE NBA

- Mike Scott (Atlanta) and Joe Harris (Cleveland) are former Cavaliers who have played in the NBA this season.
- Scott is in his third season and has averaged 7.6 points in 61 games, while Harris has averaged 2.6 points in 45 games during his rookie season.

VIRGINIA'S 2014-15 RECORD WHEN..

	All	ACC
Leading at the half:	21-0	12-0
Trailing at the half:	7-2	4-2
Tied at the half:	0-0	0-0
Playing Overtime	1-0	1-0
Shooting 50% or better	10-0	4-0
Shooting between 40-49.9%	14-2	8-2
Shooting less than 40%	4-0	3-0
Opponents shoot 50% or better	0-1	0-1
Opponents shoot less than 50%	28-1	16-1
UVa outrebounds its opponent	22-1	10-1
Opponent outrebounds UVa	6-1	6-1
Teams are tied in rebounds	0-0	0-0
UVa has 10 or more steals	2-0	1-0
UVa shoots 70% FT or better	16-1	7-1
UVa shoots less than 70% FT	12-1	9-1
Scoring less than 50 points	1-0	0-0
Scoring 50-59 points	7-1	5-1
Scoring 60-69 points	9-1	7-1
Scoring 70-79 points	9-0	2-0
Scoring 80-89 points	2-0	1-0
Scoring more than 90 points	0-0	0-0
Allowing fewer than 50 points	14-0	9-0
Allowing 50-59 points	9-1	4-1
Allowing 60-69 points	3-1	3-1
Allowing 70-79 points	1-0	0-0
Allowing 80-89 points	1-0	1-0
Allowing 90 or more points	0-0	0-0
Playing in John Paul Jones Arena	15-1	8-1
Playing on the road	11-1	8-1
Playing on a neutral court	2-0	0-0
Game decided by 1-4 points	3-1	3-1
Game decided by 5-10 points	6-1	5-1
Game decided by 11 or more pts	19-0	8-0
Playing at night	23-2	13-2
Playing in the afternoon	5-0	3-0
Playing on Monday	3-0	3-0
Playing on Tuesday	4-0	1-0
Playing on Wednesday	4-0	3-0
Playing on Thursday	1-0	1-0
Playing on Friday	4-0	0-0
Playing on Saturday	8-2	6-2
Playing on Sunday	4-0	2-0
Playing in November	7-0	0-0
Playing in December	5-0	0-0
Playing in January	7-1	7-1
Playing in February	8-0	8-0
Playing in March	1-1	1-1
Playing on TV	25-2	16-2
Playing Online Only	3-0	0-0

VIRGINIA IN THE POLLS

Date	AP	USA Today	Date	AP	USA Today
Nov. 3	9	8	Feb. 2	3	3
Nov. 10	9	8	Feb. 9	2	3
Nov. 17	9	9	Feb. 16	2	3
Nov. 24	8	7	Feb. 23	2	3
Dec. 1	7	6	March 2	2	2
Dec. 8	6	5	March 9	3	4
Dec. 15	6	5	March 16		
Dec. 22	5	5			
Dec. 29	3	3			
Jan. 5	3	3			
Jan. 12	2	2			
Jan. 19	2	2			
Jan. 26	2	2			

BENNETT HEADLINES USBWA ALL-DISTRICT 3 HONORS

- Tony Bennett was named USBWA District 3 Coach of the Year for the second consecutive season.
- Justin Anderson and Malcolm Brogdon were named to the USBWA All-District 3 Team.
- Brogdon was named to the All-District 3 Team for the second straight year.

ANDERSON NAMED USBWA NATIONAL PLAYER OF THE WEEK

- Justin Anderson earned USBWA's Oscar Robertson National Player of the Week honors on Dec. 8.
- He averaged 18.5 points and seven rebounds as Virginia posted road wins at then-No. 21 Maryland (76-65) and VCU (74-57).
- In the two wins, Anderson shot 68.8 percent (11-16) from the field and 84.6 percent (11-13) from the free-throw line.

VIRGINIA INKS POWER FORWARD JARRED REUTER

- Brewster Academy power forward Jarred Reuter (Marion, Mass.) inked a National Letter of Intent with the Cavaliers on Nov. 12.
- In 2013-14, the 6-8, 250-pound Reuter averaged 13 points and nine rebounds and shot 57.5 percent from the floor, helping Brewster to a 33-2 record and New England Preparatory School Athletic Council (NEPSAC) Class AAA championship and National Prep title.
- In 2012-13, Reuter was named the NEPSAC Class A Player of the Year after averaging 23 points and 12 rebounds for Tabor Academy.

BROGDON NAMED PRESEASON ALL-ACC

- Malcolm Brogdon was one of five players named Preseason All-ACC.
- Joining Brogdon on the preseason All-ACC team were Marcus Paige (North Carolina), Montrezl Harrell (Louisville), Jahlil Okafor (Duke) and Jerian Grant (Notre Dame).
- Paige was the pick for Preseason ACC Player of the Year and Okafor was named Preseason ACC Rookie of the Year.

BROGDON ON WOODEN AWARD AND NAISMITH WATCH LISTS

- Malcolm Brogdon was one of 50 players on the preseason John Wooden Award and Naismith Trophy watch lists.
- Both awards honor the nation's top player.
- Brogdon is averaging a career-best 13.6 points, 3.9 rebounds and 2.6 assists this season.
- Brogdon was named All-ACC last season after helping Virginia to a 30-7 mark last season by averaging a team-best 12.7 points.

PERRANTES ON EARLY SEASON COUSY WATCH LIST

- London Perrantes was one of 36 players on the preseason Bob Cousy Award Watch List, honoring the nation's top point guard.
- Perrantes ranks 12th nationally in assist-to-turnover ratio (3.1).

HAND DELIVERED LEGEND

- Former Virginia guard Donald Hand is the Cavaliers' 2015 ACC Men's Basketball Tournament Legend.
- Hand, who starred at Virginia from 1998-2001, was the UVa player to serve as a team captain three consecutive years.
- He was a second-team All-ACC selection as a junior in 2000, and set the Virginia sophomore record for points in a game with 41 against NC State in 1999.
- Hand closed out his career with the Cavaliers just short of the 1,500-point career scoring mark (1,486), averaging 12.4 points per game to rank 18th all-time among Virginia players.

BARCLAYS CENTER CLASSIC RECAP

- The Cavaliers' Barclays Center title on Nov. 29 marked their third tournament championship in the Tony Bennett era (2014 ACC Tournament and Corpus Christi Challenge).
- Virginia defeated Norfolk State (67-39), Tennessee State (79-36), La Salle (64-56) and Rutgers (45-26) en route to the title.
- The 26 points allowed against Rutgers were the fewest allowed by UVa in the shot clock era (since 1986).
- The Cavaliers held Rutgers scoreless for 9:24 in the second half of the title game.
- Anthony Gill was named tournament MVP after averaging 14 points and eight rebounds in the four games.
- Justin Anderson joined Gill on the all-tournament team.

NON-CONFERENCE RECAP

- Virginia recorded its fourth undefeated non-conference regular season since joining the ACC in 1953-54 (1978, 1982 and 2001).
- The Cavaliers captured the Barclays Center Classic with wins over Rutgers, La Salle, Tennessee State and Norfolk State.
- Virginia posted road wins at then-No. 21 Maryland and VCU.
- Virginia held five opponents to 42 points or less (George Washington, Norfolk State, Tennessee State, Harvard and Rutgers).
- The Cavaliers limited Harvard and Rutgers to 27 points and 26 points, respectively, marking the first and second fewest points allowed by the Cavaliers in the shot clock era.
- The Cavaliers limited Rutgers to eight points in the second half and Harvard to eight points in the first half.
- UVa set a school and ACC record by limiting Harvard to just 16 percent (8-50) field goal shooting.
- Harvard's one first-half field goal tied the NCAA record for fewest made field goals in a half in the shot clock era (Savannah State, one second-half field goal at Kansas State on Jan. 7, 2008).

ON THE HORIZON

- If Virginia defeats No. 8 seed Clemson or No. 9 seed Florida State in the ACC Tournament quarterfinals, the Cavaliers would advance to the semifinals on Friday, March 13. Tipoff is set for 7 p.m. at Greensboro Coliseum in Greensboro, N.C.

Year	Record (Place)	Tournament - Round	Seed	Opp. (Seed)	Score	Year	Record (Place)	ACC Tournament - Round	Seed	Opp. (Seed)	Score
1954	1-4 (7th)	Raleigh, N.C. - Quarterfinal	8	Duke (1)	L 96-68	1985	3-11 (8th)	Atlanta, Ga. - Quarterfinal	8	Georgia Tech (1)	L 55-48
1955	5-9 (6th)	Raleigh, N.C. - Quarterfinal	6	Maryland (3)	W 68-67 (ot)	1986	7-7 (T-4th)	Greensboro, N.C. - Quarterfinal	5	N.C. State (4)	W 64-62
		Raleigh, N.C. - Semifinal		Duke (2)	L 90-77 (ot)			Greensboro, N.C. - Semifinal		Duke (1)	L 75-70
1956	3-11 (T-6th)	Raleigh, N.C. - Quarterfinal	7	North Carolina (2)	L 81-77	1987	8-6 (4th)	Landover, Md. - Quarterfinal	4	Georgia Tech (5)	W 55-54
1957	3-11 (T-7th)	Raleigh, N.C. - Quarterfinal	7	Maryland (2)	L 72-69			Landover, Md. - Semifinal		North Carolina (1)	L 84-82 (2ot)
1958	6-8 (5th)	Raleigh, N.C. - Quarterfinal	5	Maryland (4)	L 70-66	1988	5-9 (6th)	Greensboro, N.C. - Quarterfinal	6	Duke (3)	L 60-48
1959	6-8 (5th)	Raleigh, N.C. - Quarterfinal	5	Maryland (4)	W 66-65	1989	9-5 (T-2nd)	Atlanta, Ga. - Quarterfinal	3	Clemson (6)	W 90-73
		Raleigh, N.C. - Semifinal		N.C. State (1)	L 66-63			Atlanta, Ga. - Semifinal		Duke (2)	L 69-58
1960	1-13 (8th)	Raleigh, N.C. - Quarterfinal	8	North Carolina (1)	L 84-63	1990	6-8 (T-5th)	Charlotte, N.C. - Quarterfinal	5	North Carolina (4)	W 92-85 (ot)
1961	2-12 (T-7th)	Raleigh, N.C. - Quarterfinal	7	Duke (2)	L 89-54			Charlotte, N.C. - Semifinal		Clemson (1)	W 69-66
1962	2-12 (8th)	Raleigh, N.C. - Quarterfinal	8	Wake Forest (1)	L 81-58			Charlotte, N.C. - Final		Georgia Tech (2)	L 70-61
1963	3-11 (8th)	Raleigh, N.C. - Quarterfinal	8	Duke (1)	L 89-70	1991	6-8 (T-5th)	Charlotte, N.C. - Quarterfinal	6	Wake Forest (3)	W 70-66
1964	4-10 (T-7th)	Raleigh, N.C. - Quarterfinal	7	Wake Forest (2)	L 79-60			Charlotte, N.C. - Semifinal		North Carolina (2)	L 76-71
1965	3-11 (7th)	Raleigh, N.C. - Quarterfinal	7	N.C. State (2)	L 106-69	1992	8-8 (T-4th)	Charlotte, N.C. - Quarterfinal	5	Georgia Tech (4)	L 68-56
1966	4-10 (T-6th)	Raleigh, N.C. - Quarterfinal	7	N.C. State (2)	L 86-77	1993	9-7 (5th)	Charlotte, N.C. - Quarterfinal	5	Wake Forest (4)	W 61-57
1967	4-10 (7th)	Charlotte, N.C. - Quarterfinal	7	Duke (2)	L 99-78			Charlotte, N.C. - Semifinal		North Carolina (1)	L 74-56
1968	5-9 (5th)	Charlotte, N.C. - Quarterfinal	5	South Carolina (4)	L 101-78	1994	8-8 (T-4th)	Charlotte, N.C. - Quarterfinal	4	Maryland (5)	W 69-63
1969	5-9 (6th)	Charlotte, N.C. - Quarterfinal	6	Duke (3)	L 99-86			Charlotte, N.C. - Semifinal		Duke (1)	W 66-61
1970	3-11 (7th)	Charlotte, N.C. - Quarterfinal	7	North Carolina (2)	W 95-93			Charlotte, N.C. - Final		North Carolina (2)	L 73-66
		Charlotte, N.C. - Semifinal		N.C. State (3)	L 67-66	1995	12-4 (T-1st)	Greensboro, N.C. - Quarterfinal	4	Georgia Tech (5)	W 77-67
1971	6-8 (5th)	Greensboro, N.C. - Quarterfinal	5	Wake Forest (4)	W 85-84			Greensboro, N.C. - Semifinal		Wake Forest (1)	L 77-68
		Greensboro, N.C. - Semifinal		North Carolina (1)	L 78-68	1996	6-10 (7th)	Greensboro, N.C. - Quarterfinal	7	Wake Forest (2)	L 70-60
1972	8-4 (T-2nd)	Greensboro, N.C. - Quarterfinal	3	Wake Forest (2)	W 74-65	1997	7-9 (6th)	Greensboro, N.C. - Quarterfinal	6	North Carolina (3)	L 78-68
		Greensboro, N.C. - Semifinal		Maryland (2)	L 62-57	1998	3-13 (9th)	Greensboro, N.C. - 1st Round	9	Duke (1)	L 63-41
1973	4-8 (T-4th)	Greensboro, N.C. - Quarterfinal	5	Duke (4)	W 59-55	1999	4-12 (9th)	Charlotte, N.C. - 1st Round	9	Duke (1)	L 104-67
		Greensboro, N.C. - Semifinal		N.C. State (1)	L 63-51	2000	9-7 (T-3rd)	Charlotte, N.C. - Quarterfinal	3	N.C. State (6)	L 76-65
1974	4-8 (4th)	Greensboro, N.C. - Quarterfinal	4	Clemson (5)	W 68-63	2001	9-7 (4th)	Atlanta, Ga. - Quarterfinal	4	Georgia Tech (5)	L 74-69
		Greensboro, N.C. - Semifinal		N.C. State (1)	L 87-66	2002	7-9 (T-5th)	Charlotte, N.C. - Quarterfinal	5	N.C. State (4)	L 92-72
1975	4-8 (5th)	Greensboro, N.C. - Quarterfinal	5	N.C. State (4)	L 91-85	2003	6-10 (T-6th)	Greensboro, N.C. - Quarterfinal	6	Duke (3)	L 83-76
1976	4-8 (6th)	Landover, Md. - Quarterfinal	6	N.C. State (3)	W 75-63	2004	6-10 (T-7th)	Greensboro, N.C. - First Round	8	Clemson (9)	W 83-79 (ot)
		Landover, Md. - Semifinal		Maryland (2)	W 73-65			Greensboro, N.C. - Quarterfinal		Duke (1)	L 84-74
		Landover, Md. - Final		North Carolina (1)	W 67-62	2005	4-12 (T-10th)	Washington, D.C. - First Round	11	Miami (6)	W 66-65
1977	2-10 (T-6th)	Greensboro, N.C. - Quarterfinal	7	Wake Forest (2)	W 59-57			Washington, D.C. - Quarterfinal		Duke (3)	L 76-64
		Greensboro, N.C. - Semifinal		Clemson (3)	W 72-60	2006	7-9 (T-7th)	Greensboro, N.C. - First Round	7	Virginia Tech (10)	W 60-56
		Greensboro, N.C. - Final		North Carolina (1)	L 75-69			Greensboro, N.C. - Quarterfinal		North Carolina (2)	L 79-67
1978	6-6 (T-4th)	Greensboro, N.C. - Quarterfinal	4	Wake Forest (5)	L 72-61	2007	11-5 (T-1st)	Tampa, Fla. - Quarterfinal	2	N.C. State (10)	L 79-71
1979	7-5 (3rd)	Greensboro, N.C. - Quarterfinal	3	N.C. State (6)	L 78-82	2008	5-11 (10th)	Charlotte, N.C. - First Round	10	Georgia Tech (7)	L 94-76
1980	7-7 (T-5th)	Greensboro, N.C. - Quarterfinal	5	Clemson (4)	L 57-49	2009	4-12 (11th)	Atlanta, Ga. - First Round	11	Boston College (6)	L 76-63
1981	13-1 (1st)	Landover, Md. - Quarterfinal	1	Georgia Tech (8)	W 76-47	2010	5-11 (T-9th)	Greensboro, N.C. - First Round	9	Boston College (8)	W 68-62
		Landover, Md. - Semifinal		Maryland (4)	L 85-62			Greensboro, N.C. - Quarterfinal		Duke (1)	L 57-46
1982	12-2 (T-1st)	Greensboro, N.C. - Quarterfinal	2	Clemson (7)	W 56-54	2011	7-9 (T-7th)	Greensboro, N.C. - First Round	8	Miami (9)	L 69-62 (ot)
		Greensboro, N.C. - Semifinal		Wake Forest (3)	W 51-49 (ot)	2012	9-7 (T-4th)	Atlanta, Ga. - Quarterfinal	4	N.C. State (5)	L 67-64
		Greensboro, N.C. - Final		North Carolina (1)	L 47-45	2013	11-7 (T-4th)	Greensboro, N.C. - Quarterfinal	4	N.C. State (5)	L 75-56
1983	12-2 (T-1st)	Atlanta, Ga. - Quarterfinal	2	Duke (7)	W 109-66	2014	16-2 (1st)	Greensboro, N.C. - Quarterfinal	1	Florida State (9)	W 64-51
		Atlanta, Ga. - Semifinal		Georgia Tech (3)	W 96-67			Greensboro, N.C. - Semifinal		Pittsburgh (5)	W 51-48
		Atlanta, Ga. - Final		N.C. State (5)	L 81-78			Greensboro, N.C. - Final		Duke (3)	W 72-63
1984	6-8 (T-5th)	Greensboro, N.C. - Quarterfinal	6	Wake Forest (3)	L 63-51	Totals					34-59

SERIES RECORDS IN THE ACC TOURNAMENT

Opponent	Overall	1st Round	Quarter	Semi	Final	Atlanta	Charlotte	Greensboro	Landover	Raleigh	Tampa	Wash. DC
Boston College	1-1	1-1	-	-	-	0-1	-	1-0	-	-	-	-
Clemson	6-1	1-0	3-1	2-0	-	1-0	1-0	4-1	-	-	-	-
Duke	4-15	0-2	2-10	1-3	1-0	1-1	1-3	2-6	-	0-4	-	0-1
Florida State	1-0	-	1-0	-	-	-	-	1-0	-	-	-	-
Georgia Tech	4-5	0-1	3-3	1-0	0-1	1-2	0-3	1-0	2-0	-	-	-
Miami	1-1	1-1	-	-	-	-	-	0-1	-	-	-	1-0
North Carolina	3-11	-	2-4	0-4	1-3	-	2-3	0-5	1-1	0-2	-	-
N.C. State	2-14	-	2-9	0-4	0-1	0-2	0-3	1-5	1-0	0-3	0-1	-
Pittsburgh	1-0	-	-	1-0	-	-	-	1-0	--	--	--	-
Virginia Tech	1-0	1-0	-	-	-	-	-	1-0	-	-	-	-
Wake Forest	6-6	-	5-5	1-1	-	-	2-0	4-4	-	0-2	-	-
Maryland	4-4	-	3-2	1-2	-	-	1-0	0-1	1-1	2-2	-	-
South Carolina	0-1	-	0-1	-	-	-	0-1	-	-	-	-	-
TOTALS	34-59	4-5	21-35	7-14	2-5	3-6	7-13	16-23	5-2	2-13	0-1	1-1

Official Basketball Box Score -- Game Totals -- Final Statistics
Virginia vs James Madison
11/14/14 7:00 p.m. at Harrisonburg, Va. (Convocation Center)

Virginia 79 • 1-0

#	Player	Total			3-Ptr			Rebounds			PF	TP	A	TO	Blk	Stl	Min
		FG	FGA	FT	FTA	FG	FGA	FT	FTA	Off							
13	Gill, Anthony	f	6	8	0	0	3	3	15	0	3	0	1	0	1	16	
10	Tobey, Mike	c	2	3	0	0	2	4	6	5	6	1	3	2	1	15	
00	Hall, Devon	g	2	4	1	1	0	0	1	1	5	2	2	0	5	27	
01	Anderson, Justin	g	6	10	4	5	2	4	6	6	0	18	1	2	0	30	
16	Bragdon, Malcolm	g	5	9	0	1	4	4	1	2	3	14	4	1	0	29	
02	Stith, B.J.	g	0	0	0	0	0	0	0	1	1	0	0	0	2	8	
04	Shayok, Marial	g	2	5	0	0	2	3	3	2	6	1	1	2	21		
05	Atkins, Darion	g	3	7	0	0	1	2	3	7	1	1	1	0	29		
21	Wilkins, Isaiah	g	3	4	0	0	2	2	3	5	3	8	3	2	2	19	
23	Vozenilek, Rob	g	0	0	0	0	0	0	0	0	0	0	0	0	3		
24	Kirven, Caid	g	0	0	0	0	0	0	0	0	0	0	0	0	3		
	Team																
	Totals		29	50	5	7	16	21	9	29	38	18	7	12	11	200	

FG % 1st Half: 18-26 69.2% 2nd half: 11-24 45.8% Game: 29-50 58.0%
 3FG % 1st Half: 3-4 75.0% 2nd half: 2-3 66.7% Game: 5-7 71.4%
 FT % 1st Half: 12-14 85.7% 2nd half: 4-7 57.1% Game: 16-21 76.2%

James Madison 51 • 0-1

#	Player	Total			3-Ptr			Rebounds			PF	TP	A	TO	Blk	Stl	Min
		FG	FGA	FT	FTA	FG	FGA	FT	FTA	Off							
12	Salkus, Paulius	f	0	1	0	0	4	6	1	2	3	2	4	1	4	1	19
40	Dalembert, Yohanny	f	1	2	0	0	4	4	2	1	3	5	6	0	0	1	21
02	Curry, Ron	g	1	7	0	0	1	1	1	2	2	3	5	0	2	32	
03	Grays, Winston	g	0	6	0	0	3	0	2	0	0	0	0	0	0	21	
10	Kent, Jackson	g	5	9	2	4	2	3	1	14	0	3	0	0	0	35	
04	McLean, Joey	g	3	12	2	9	0	0	2	2	4	1	8	4	1	0	32
21	Cabarkapa, Dimitrije	g	0	3	0	0	0	0	1	0	1	0	0	0	0	7	
25	Hall, Hari	g	4	11	4	7	3	4	1	3	4	2	15	1	3	0	23
86	Lukic, Ivan	g	1	2	0	0	0	0	1	1	2	2	0	1	0	10	
	Team																
	Totals		15	53	8	26	13	18	12	15	27	15	51	9	18	1	200

FG % 1st Half: 10-28 35.7% 2nd half: 5-25 20.0% Game: 15-53 28.3%
 3FG % 1st Half: 7-16 43.8% 2nd half: 1-10 10.0% Game: 8-26 30.8%
 FT % 1st Half: 6-9 66.7% 2nd half: 7-9 77.8% Game: 13-18 72.2%

Officials: John Gwynn, Andrew Maira, Alvin Cox
 Technical fouls: Virginia-Atkins, Darion, James Madison-None.
 Attendance: 6782
 JMU #40 fouled out with 5:54 remaining in second half
 UVA #10 fouled out with 5:32 remaining in second half

Score by periods	1st	2nd	Total
Virginia	51	28	79
James Madison	33	18	51

Last FG - UVA 2nd-00:30, JMU 2nd-04:57.
 Largest lead - UVA by 29 2nd-09:23, JMU None.
 UVA led for 39:44, JMU led for 00:00. Game was tied for 00:16.

Official Basketball Box Score -- Game Totals -- Final Statistics
South Carolina State vs Virginia
11/18/14 7 p.m. at Charlottesville, Va. (JPJ)

South Carolina State 55 • 0-3

#	Player	Total			3-Ptr			Rebounds			PF	TP	A	TO	Blk	Stl	Min
		FG	FGA	FT	FTA	FG	FGA	FT	FTA	Off							
02	Tashombe Riley	f	0	6	0	0	2	2	0	2	1	2	0	0	2	23	
30	Darryl Palmer	f	2	8	0	0	0	0	4	4	3	4	1	0	1	19	
15	Devin Joint	g	1	1	0	0	0	0	2	2	3	2	0	0	0	12	
23	Ty Solomon	g	0	0	0	0	0	0	1	1	2	0	4	2	0	18	
32	Karon Wright	g	5	12	5	10	0	0	0	0	2	15	0	1	0	22	
00	Jalen White	g	1	5	0	1	0	0	3	3	2	2	2	1	0	23	
01	Edward Stephens	g	0	4	0	3	0	0	3	1	0	2	0	0	1	22	
03	Greg Mortimer	g	3	4	0	0	4	5	1	0	1	0	1	0	1	19	
04	Patrick Kirksey	g	2	6	0	0	1	2	1	3	1	5	0	0	0	14	
10	Patrick Myers	g	0	0	0	0	0	0	0	0	0	0	0	0	0	3	
11	Gabe Mccray	g	4	8	2	4	2	2	4	2	12	0	0	0	1	22	
14	Gerdarius Troutman	g	1	4	1	4	0	0	0	0	3	0	0	0	0	3	
	Team																
	Totals		19	58	8	22	9	13	9	17	26	17	55	10	6	3	200

FG % 1st Half: 5-22 22.7% 2nd half: 14-36 38.9% Game: 19-58 32.8%
 3FG % 1st Half: 1-6 16.7% 2nd half: 7-16 43.8% Game: 8-22 36.4%
 FT % 1st Half: 9-11 81.8% 2nd half: 0-2 0.0% Game: 9-13 69.2%

Virginia 75 • 3-0

#	Player	Total			3-Ptr			Rebounds			PF	TP	A	TO	Blk	Stl	Min
		FG	FGA	FT	FTA	FG	FGA	FT	FTA	Off							
05	Darion Atkins	f	4	8	0	0	3	4	7	0	8	1	2	1	0	18	
13	Anthony Gill	f	4	7	0	0	3	3	5	8	1	11	1	1	0	22	
01	Justin Anderson	g	4	8	3	6	7	1	4	5	1	17	2	3	1	24	
15	Malcolm Brogdon	g	7	11	0	2	3	4	4	4	1	17	3	1	1	23	
32	London Parrantes	g	1	2	1	2	0	0	1	1	2	3	2	0	0	25	
00	Devon Hall	g	1	4	1	2	0	0	1	1	1	3	2	1	0	15	
02	B.J. Stith	g	0	0	0	0	0	0	1	1	0	0	0	0	0	5	
04	Marial Shayok	g	1	5	1	3	0	0	2	2	1	3	1	2	1	0	17
10	Mike Tobey	g	4	7	0	0	2	2	5	2	10	0	0	0	1	16	
11	Evan Nolte	g	1	2	0	1	0	0	1	1	0	2	2	0	0	18	
21	Isaiah Wilkins	g	0	3	0	1	2	3	5	8	0	1	0	1	0	13	
22	Maleek Frazier	g	0	0	0	0	0	0	1	1	0	0	0	0	0	1	
23	Rob Vozenilek	g	0	0	0	0	0	0	0	0	0	0	0	0	0	1	
24	Caid Kirven	g	0	0	0	0	0	0	0	0	0	0	0	0	0	1	
34	Jeff Jones	g	0	0	0	0	0	0	0	0	1	0	0	0	0	1	
	Team																
	Totals		27	57	6	16	15	18	14	32	46	10	75	12	12	6	200

FG % 1st Half: 17-32 53.1% 2nd half: 10-25 40.0% Game: 27-57 47.4%
 3FG % 1st Half: 3-8 37.5% 2nd half: 3-8 37.5% Game: 6-16 37.5%
 FT % 1st Half: 4-4 100.0% 2nd half: 11-14 78.6% Game: 15-18 83.3%

Officials: Les Jones (R), Tony Greene, Tony Chiazza
 Technical fouls: South Carolina State-None, Virginia-None.
 Attendance: 12493

Score by periods	1st	2nd	Total
South Carolina State	20	35	55
Virginia	41	34	75

Last FG - SCSUM 2nd-00:03, VA 2nd-03:06.
 Largest lead - SCSUM None, VA by 28 2nd-06:10.
 SCSUM led for 00:00, VA led for 38:33. Game was tied for 01:27.



Official Basketball Box Score -- Game Totals -- Final Statistics
Norfolk State vs Virginia
11/16/14 7 p.m. at Charlottesville, Va. (JPJ)

Norfolk State 39 • 1-1

#	Player	Total			3-Ptr			Rebounds			PF	TP	A	TO	Blk	Stl	Min
		FG	FGA	FT	FTA	FG	FGA	FT	FTA	Off							
11	Malik Thomas	f	0	8	0	2	3	4	3	4	7	3	3	3	2	0	20
32	Paulius Vinogradovas	f	0	2	0	0	0	0	2	0	2	3	0	0	2	0	15
03	Jamel Fuentes	g	0	3	0	0	0	0	0	2	2	1	0	3	0	24	
04	D'Shon Taylor	g	1	4	1	2	0	0	3	3	3	3	0	0	1	0	22
10	Jeff Short	g	6	15	4	7	3	3	2	3	5	3	19	0	3	0	35
00	Kievnyn Lila-St. Rose	g	0	1	0	1	0	0	1	1	1	0	1	0	0	7	
02	Zaynah Robinson	g	0	0	0	0	0	0	0	1	1	0	0	0	0	12	
13	Devonte Banner	g	1	3	1	2	2	2	2	2	1	5	0	0	0	13	
23	Malik Gray	g	1	3	1	3	0	0	2	2	1	3	1	0	0	14	
33	Hefeng Sun	g	0	1	0	0	0	0	0	0	0	0	0	0	0	3	
45	Jordan Butler	g	1	5	0	0	0	0	2	2	2	4	0	2	0	19	
50	Latre'E Russell	g	2	6	0	1	0	0									



Official Basketball Box Score -- Game Totals -- Final Statistics
Tennessee State vs Virginia
 11/25/14 7 p.m. at Charlottesville, Va. (JPJ)

Tennessee State 36 • 2-3

##	Player	Total			3-Ptr			Rebounds			PF	TP	A	TO	Blk	Stl	Min
		FG-FGA	FG-FGA	FT-FTA	FG-FGA	FG-FGA	FT-FTA	Off	Def	Tot							
00	Zachary Lee	f	1-4	0-1	0-0	1	2	3	3	2	1	0	0	0	0	31	
11	Demontez Loman	f	0-3	0-1	0-0	1	1	1	4	0	0	0	1	1	16		
05	Jay Harris	g	0-6	0-3	0-0	0	2	2	1	0	2	0	0	0	26		
10	Charles Tucker	g	1-4	0-1	0-0	0	1	1	1	2	1	3	0	2	27		
14	Darreon Reddick	g	1-3	0-1	0-0	0	2	2	3	2	0	2	0	0	19		
02	Marcus Roper	g	3-8	2-6	2-2	1	1	2	1	10	0	0	0	0	17		
03	Rodney Simeon	g	2-7	2-6	0-0	2	2	4	2	6	1	2	0	1	25		
04	Xavier Richards	g	5-9	0-0	0-3	0	2	2	3	10	1	0	2	1	20		
23	Christian Crockett	g	1-4	0-0	2-4	0	2	2	1	4	1	1	0	0	19		
Team						2	1	3									
Totals			14-48	4-19	4-9	6	16	22	19	36	7	9	3	5	200		

FG % 1st Half: 6-25 24.0% 2nd half: 8-23 34.8% Game: 14-48 29.2%
 3FG % 1st Half: 3-11 27.3% 2nd half: 1-8 12.5% Game: 4-19 21.1%
 FT % 1st Half: 2-2 100.0 2nd half: 2-7 28.6% Game: 4-9 44.4%

Virginia 79 • 5-0

##	Player	Total			3-Ptr			Rebounds			PF	TP	A	TO	Blk	Stl	Min
		FG-FGA	FG-FGA	FT-FTA	FG-FGA	FG-FGA	FT-FTA	Off	Def	Tot							
05	Darion Atkins	f	2-3	0-0	0-1	1	2	3	1	4	1	1	1	1	12		
13	Anthony Gill	f	6-6	0-0	4-6	5	4	9	0	16	2	0	2	1	19		
01	Justin Anderson	g	7-7	5-5	1-1	0	1	1	0	20	2	1	0	1	22		
15	Malcolm Brogdon	g	1-6	0-4	0-1	1	0	1	1	2	3	0	0	0	18		
32	London Perrantes	g	0-2	0-2	2-2	0	0	0	0	2	2	1	0	0	20		
00	Devon Hall	g	1-4	1-3	0-0	0	0	0	1	3	1	1	0	0	18		
02	B.J. Stith	g	2-3	0-0	0-1	0	0	0	0	4	1	0	0	0	12		
04	Marial Shayok	g	3-9	1-3	0-0	1	1	2	0	7	1	0	0	2	17		
10	Mike Tobey	g	5-9	0-0	3-3	4	12	16	1	13	1	0	0	0	18		
11	Evan Nolte	g	1-5	0-3	0-0	0	4	4	2	2	2	0	0	0	16		
21	Isaiah Wilkins	g	0-1	0-0	0-0	1	3	4	2	0	0	2	1	0	10		
22	Maleek Frazier	g	0-0	0-0	0-0	0	1	1	0	0	0	0	0	0	4		
23	Rob Vozenilek	g	1-2	0-1	0-0	0	0	0	0	2	1	0	0	0	5		
24	Caid Kirven	g	1-1	0-0	0-0	2	1	3	0	2	0	0	0	0	5		
34	Jeff Jones	g	1-2	0-0	0-0	2	0	2	1	2	0	0	0	0	4		
Team						0	3	3									
Totals			31-60	7-21	10-15	17	32	49	9	79	17	6	4	5	200		

FG % 1st Half: 15-32 46.9% 2nd half: 16-28 57.1% Game: 31-60 51.7%
 3FG % 1st Half: 3-11 27.3% 2nd half: 4-10 40.0% Game: 7-21 33.3%
 FT % 1st Half: 9-12 75.0% 2nd half: 1-3 33.3% Game: 10-15 66.7%

Officials: Tim Clougherty (R), Dwayne Gladden, Bob Testa
 Technical fouls: Tennessee State-None. Virginia-None.
 Attendance: 12056

Score by periods	1st	2nd	Total
Tennessee State	17	19	36
Virginia	42	37	79

Last FG - TSUMBB 2nd-00:36, VA 2nd-00:58.
 Largest lead - TSUMBB None, VA by 45 2nd-12:51.
 TSUMBB led for 00:00. VA led for 39:23. Game was tied for 00:17.



Official Basketball Box Score -- Game Totals -- Final Statistics
Virginia vs La Salle
 11/28/14 9:35 p.m. at Brooklyn, N.Y. (Barclays Center)

Virginia 64 • 6-0

##	Player	Total			3-Ptr			Rebounds			PF	TP	A	TO	Blk	Stl	Min
		FG-FGA	FG-FGA	FT-FTA	FG-FGA	FG-FGA	FT-FTA	Off	Def	Tot							
05	Atkins, Darion	f	3-5	0-0	0-0	2	4	6	4	6	1	3	2	0	3	28	
13	Gill, Anthony	f	5-9	0-0	6-8	3	7	10	4	16	0	0	0	2	3	34	
01	Anderson, Justin	g	4-11	0-2	0-0	2	0	2	4	2	3	2	1	1	28		
15	Brogdon, Malcolm	g	5-10	2-2	8-9	0	5	5	2	20	3	0	1	0	37		
32	Perrantes, London	g	1-4	1-2	2-2	0	2	2	4	5	3	4	0	0	36		
00	Hall, Devon	g	0-0	0-0	0-0	0	1	1	0	0	0	1	0	0	1		
04	Shayok, Marial	g	0-0	0-0	0-0	0	1	1	1	0	1	0	0	0	12		
10	Tobey, Mike	g	3-5	0-0	1-3	2	2	4	4	7	0	1	1	1	13		
11	Nolte, Evan	g	1-2	0-1	0-0	1	1	2	0	2	0	1	0	0	11		
Team						0	2	2									
Totals			22-46	3-7	17-22	10	25	35	23	64	11	12	4	8	200		

FG % 1st Half: 14-24 58.3% 2nd half: 8-22 36.4% Game: 22-46 47.8%
 3FG % 1st Half: 2-3 66.7% 2nd half: 1-4 25.0% Game: 3-7 42.9%
 FT % 1st Half: 7-8 87.5% 2nd half: 10-14 71.4% Game: 17-22 77.3%

La Salle 56 • 4-1

##	Player	Total			3-Ptr			Rebounds			PF	TP	A	TO	Blk	Stl	Min
		FG-FGA	FG-FGA	FT-FTA	FG-FGA	FG-FGA	FT-FTA	Off	Def	Tot							
25	WRIGHT, Jerrell	f	1-1	0-0	4-5	1	1	2	4	6	0	7	0	0	0	14	
00	ZACK, Steve	c	4-10	0-1	0-0	3	4	7	5	8	2	2	0	2	31		
01	PETERSON, D.J.	g	1-4	1-3	2-2	0	0	0	0	5	1	1	0	2	29		
21	PRICE, Jordan	g	5-11	2-6	8-11	0	2	2	2	20	1	2	0	2	32		
23	LEWIS, Khalid	g	4-10	0-2	1-3	0	1	1	4	9	0	1	0	0	30		
02	STUKES, Amar	g	1-3	0-0	0-2	0	0	0	2	2	2	0	0	0	20		
03	ROBERTS, Cleon	g	2-6	1-2	1-2	2	3	5	3	6	0	0	0	2	27		
05	WASHINGTON, Tony	g	0-0	0-0	0-0	0	0	0	1	0	0	0	0	0	4		
10	SHULER, Johnnie	g	0-0	0-0	0-0	0	0	0	0	0	0	0	0	0	2		
35	BROWN, Rohan	g	0-0	0-0	0-0	0	2	2	0	0	1	0	0	0	11		
Team						1	3	4									
Totals			18-45	4-14	16-25	7	16	23	21	56	7	13	0	8	200		

FG % 1st Half: 9-23 39.1% 2nd half: 9-22 40.9% Game: 18-45 40.0%
 3FG % 1st Half: 1-6 16.7% 2nd half: 3-8 37.5% Game: 4-14 28.6%
 FT % 1st Half: 0-1 0.0% 2nd half: 16-24 66.7% Game: 16-25 64.0%

Officials: Tom O'Neill, Gerry Pollard, Kelly Self
 Technical fouls: Virginia-Perrantes, London. La Salle-None.
 Attendance: 4118
 Barclays Center Classic Presented by Continental Tire

Score by periods	1st	2nd	Total
Virginia	37	27	64
La Salle	19	37	56

Points	In	Off	2nd	Fast	Bench
VA	34	12	11	6	9
LAS	20	10	4	2	8

Last FG - VA 2nd-00:21, LAS 2nd-01:45.
 Largest lead - VA by 20 2nd-13:16, LAS None.
 VA led for 39:25. LAS led for 00:00. Game was tied for 00:35.
 Score tied - 0 times.
 Lead changed - 0 times.

Official Basketball Box Score -- Game Totals -- Final Statistics
Virginia vs Rutgers
 11/29/14 9:30 p.m. at Brooklyn, N.Y. (Barclays Center)

Virginia 45 • 7-0

##	Player	Total			3-Ptr			Rebounds			PF	TP	A	TO	Blk	Stl	Min
		FG-FGA	FG-FGA	FT-FTA	FG-FGA	FG-FGA	FT-FTA	Off	Def	Tot							
05	Darion Atkins	f	1-3	0-0	1-2	2	5	7	3	3	1	0	1	2	22		
13	Anthony Gill	f	4-5	0-0	5-6	2	3	5	2	13	2	1	0	1	30		
01	Justin Anderson	g	6-12	1-3	0-0	0	4	4	0	13	1	0	0	0	28		
15	Malcolm Brogdon	g	3-12	0-5	0-0	1	3	4	1	6	2	5	0	1	29		
32	London Perrantes	g	0-5	0-3	0-0	0	3	3	0	4	0	0	0	0	34		
00	Devon Hall	g	1-1	0-0	1-1	0	0	0	0	3	0	0	0	0	2		
02	B.J. Stith	g	0-0	0-0	0-0	0	0	0	0	0	0	0	0	0	2		
04	Marial Shayok	g	2-8	1-3	0-0	1	2	3	2	5	0	0	0	0	16		
10	Mike Tobey	g	1-6	0-0	0-0	3	4	7	1	2	0	0	0	2	21		
11	Evan Nolte	g	0-2	0-2	0-0	0	2	2	0	0	0	0	0	1	10		
21	Isaiah Wilkins	g	0-1	0-0	0-0	0	2	2	0	0	0	1	0	0	6		
Team						4	2	6									
Totals			18-55	2-16	7-9	13	30	43	9	45	10	7	1	7	200		

FG % 1st Half: 8-28 28.6% 2nd half: 10-27 37.0% Game: 18-55 32.7%
 3FG % 1st Half: 1-9 11.1% 2nd half: 1-7 14.3% Game: 2-16 12.5%
 FT % 1st Half: 0-0 0.0% 2nd half: 7-9 77.8% Game: 7-9 77.8%

Rutgers 26 • 3-3

##	Player	Total			3-Ptr			Rebounds			PF	TP	A	TO	Blk	Stl	Min
		FG-FGA	FG-FGA	FT-FTA	FG-FGA	FG-FGA	FT-FTA</										

Official Basketball Box Score - Game Totals - Final Statistics

#7 Virginia vs VCU 12/06/14 2 p.m. at Richmond, Va. (Siegel Center)

#7 Virginia 74 - 9-0

Box score for Virginia vs VCU. Includes player stats for Justin Anderson, Mike Tobey, Anthony Gill, Malcolm Brogdon, London Perrantes, Devon Hall, Marial Shayok, and Evan Nolte.

VCU 57 - 5-3

Box score for VCU vs Virginia. Includes player stats for Weber, Briante, ALIE-COX, Mo, BURGESS, Jordan, GRAHAM, Trevonn, JOHNSON, Melvin, LEWIS, JeQuan, TILLMAN, Justin, LARRIER, Terry, and GUEST, Jarred.

Officials: Roger Ayers, Sean Hull, Tim Comer. Technical fouls: #7 Virginia-None. VCU-None. Attendance: 7647. 53rd straight sellout at the Siegel Center.

Score by periods table for Virginia vs VCU. Shows 1st, 2nd, and Total scores.

Points In Off 2nd Fast Bench table for Virginia vs VCU. Shows shooting percentages and fouls.

Last FG - VA 2nd-01:51. VCU 2nd-06:57. Largest lead - VA by 19 2nd-01:51, VCU by 3 1st-18:24.

Score tied - 6 times. Lead changed - 1 time.



Official Basketball Box Score - Game Totals - Final Statistics Cleveland State vs Virginia 12/18/14 7 p.m. at Charlottesville, Va. (JPJ)

Cleveland State 54 - 5-6

Box score for Cleveland State vs Virginia. Includes player stats for Anton Grady, Marlin Mason, Andre Yates, Trey Lewis, Charlie Lea, Derek Sloan, Kenny Carpenter, Terrell Hales, Kaza Keane, Aaron Scales, Demonte Flannigan, and Vinny Zollo.

FG % 1st Half: 7-26 26.9% 2nd half: 12-26 46.2% Game: 19-52 36.5% 3FG % 1st Half: 4-14 28.6% 2nd half: 3-9 33.3% Game: 7-23 30.4% FT % 1st Half: 0-0 0.0% 2nd half: 7-9 77.8% Game: 7-9 77.8%

Virginia 70 - 10-0

Box score for Virginia vs Cleveland State. Includes player stats for Anthony Gill, Mike Tobey, Justin Anderson, Malcolm Brogdon, London Perrantes, Devon Hall, B.J. Stith, Marial Shayok, Darion Atkins, Evan Nolte, Isaiah Wilkins, Maleek Frazier, Rob Vozenilek, Caid Kirven, and Jeff Jones.

FG % 1st Half: 8-20 40.0% 2nd half: 14-24 58.3% Game: 22-44 50.0% 3FG % 1st Half: 0-3 0.0% 2nd half: 5-8 62.5% Game: 5-11 45.5% FT % 1st Half: 15-19 78.9% 2nd half: 6-9 66.7% Game: 21-28 75.0%

Officials: Brian Dorsey (R), Sean Hull, Wally Rutecki. Technical fouls: Cleveland State-Charlie Lea. Virginia-None. Attendance: 11812.

* - points scored by the other team (wrong basket) CSU: Grady fouled out at 2:55 (II) According to Section 1 Article 8 *2 Points for CSU with 00:17 (II) came on goal in opponents' basket

Score by periods table for Virginia vs Cleveland State. Shows 1st, 2nd, and Total scores.

Points In Off 2nd Fast Bench table for Virginia vs Cleveland State. Shows shooting percentages and fouls.

Last FG - CSU 2nd-00:30, VA 2nd-02:19. Largest lead - CSU by 2 1st-19:33, VA by 21 2nd-00:49. CSU led for 00:33, VA led for 38:01. Game was tied for 01:24.

Score tied - 1 time. Lead changed - 1 time.



Official Basketball Box Score - Game Totals - Final Statistics Harvard vs Virginia 12/21/14 12 p.m. at Charlottesville, Va. (JPJ)

Harvard 72 - 7-2

Box score for Harvard vs Virginia. Includes player stats for Steve Moundou-Missi, Agunwa Okolie, Kenyatta Smith, Siyani Chambers, Wesley Saunders, Matt Brown, Zena Edosomwan, Chris Egi, Matt Frschilla, Andre Chatfield, Corbin Miller, Zach Yosior, Jonah Travis, and Evan Cummins.

FG % 1st Half: 1-20 5.0% 2nd half: 7-30 23.3% Game: 8-50 16.0% 3FG % 1st Half: 0-4 0.0% 2nd half: 2-7 28.6% Game: 2-11 18.2% FT % 1st Half: 6-12 50.0% 2nd half: 3-10 30.0% Game: 9-22 40.9%

Virginia 76 - 11-0

Box score for Virginia vs Harvard. Includes player stats for Anthony Gill, Mike Tobey, Justin Anderson, Malcolm Brogdon, London Perrantes, Devon Hall, B.J. Stith, Marial Shayok, Darion Atkins, Evan Nolte, Isaiah Wilkins, Maleek Frazier, Rob Vozenilek, Caid Kirven, and Jeff Jones.

Officials: Michael Roberts (R), Tony Greene, Clarence Armstrong. Technical fouls: Harvard-None. Virginia-None. Attendance: 14593.

Score by periods table for Virginia vs Harvard. Shows 1st, 2nd, and Total scores.

Points In Off 2nd Fast Bench table for Virginia vs Harvard. Shows shooting percentages and fouls.

Last FG - HARV 2nd-01:29, VA 2nd-01:05. Largest lead - HARV None, VA by 49 2nd-03:51. HARV led for 00:00, VA led for 39:33. Game was tied for 00:27.

Score tied - 0 times. Lead changed - 0 times.



Official Basketball Box Score - Game Totals - Final Statistics Davidson vs Virginia 12/30/14 6 p.m. at Charlottesville, Va. (JPJ)

Davidson 72 - 9-2

Box score for Davidson vs Virginia. Includes player stats for Nathan Ekwu, Peyton Aldridge, Brian Sullivan, Tyler Kalinoski, Jack Gibbs, Oskar Michelsen, and Andrew McAuliffe.

FG % 1st Half: 15-32 46.9% 2nd half: 12-24 50.0% Game: 27-56 48.2% 3FG % 1st Half: 6-16 37.5% 2nd half: 5-12 41.7% Game: 11-28 39.3% FT % 1st Half: 0-2 0.0% 2nd half: 7-10 70.0% Game: 7-12 58.3%

Virginia 83 - 12-0

Box score for Virginia vs Davidson. Includes player stats for Anthony Gill, Mike Tobey, Justin Anderson, Malcolm Brogdon, London Perrantes, Devon Hall, Marial Shayok, Darion Atkins, and Evan Nolte.

FG % 1st Half: 10-31 32.3% 2nd half: 17-30 56.7% Game: 27-61 44.3% 3FG % 1st Half: 3-10 30.0% 2nd half: 2-5 40.0% Game: 5-15 33.3% FT % 1st Half: 9-13 69.2% 2nd half: 15-16 93.8% Game: 24-29 82.8%

Officials: Karl Hess, Bryan Kersey, Tim Clougherty. Technical fouls: Davidson-None. Virginia-None. Attendance: 14593. Gibbs (Davidson) fouled out at 1:55 (II)

Score by periods table for Virginia vs Davidson. Shows 1st, 2nd, and Total scores.

Points In Off 2nd Fast Bench table for Virginia vs Davidson. Shows shooting percentages and fouls.

Last FG - DAV 2nd-00:19, VA 2nd-03:08. Largest lead - DAV by 12 1st-07:21, VA by 13 2nd-03:06. DAV led for 19:20, VA led for 16:15. Game was tied for 04:22.

Score tied - 7 times. Lead changed - 8 times.

Official Basketball Box Score -- Game Totals -- Final Statistics
Virginia vs Miami
01-03-15 5:33 p.m. at BankUnited Center | Coral Gables, Fla.

Virginia 89 • 13-0, 1-0 ACC

Box score for Virginia vs Miami. Columns include Player, FG-FGA, 3-Ptr, FT-FTA, Rebounds (Off Def Tot), PF, TP, A TO Blk Stl, Min, and Totals. Game summary includes FG %, 3FG %, FT % for both halves and the game.

Miami 80 • 10-4, 0-1 ACC

Box score for Miami vs Virginia. Columns include Player, FG-FGA, 3-Ptr, FT-FTA, Rebounds (Off Def Tot), PF, TP, A TO Blk Stl, Min, and Totals. Game summary includes FG %, 3FG %, FT % for both halves and the game.

Officials: William Humes, Sean Hull, James Luckie
Technical fouls: Virginia-None. Miami-None.
Attendance: 5377

Score by periods table showing 1st, 2nd, and Total scores for Virginia and Miami.

Last FG - VA OT2-01:23, UM OT2-00:07.
Largest lead - VA by 19 1st-03:50, UM by 4 1st-18:17.
VA led for 39:54. UM led for 07:17. Game was tied for 02:40.

Score tied - 4 times.
Lead changed - 3 times.



Official Basketball Box Score -- Game Totals -- Final Statistics
NC State vs Virginia
01/07/15 7 p.m. at Charlottesville, Va. (JPJ)



NC State 51 • 11-5, 2-1 ACC

Box score for NC State vs Virginia. Columns include Player, FG-FGA, 3-Ptr, FT-FTA, Rebounds (Off Def Tot), PF, TP, A TO Blk Stl, Min, and Totals. Game summary includes FG %, 3FG %, FT % for both halves and the game.

Virginia 61 • 14-0, 2-0 ACC

Box score for Virginia vs NC State. Columns include Player, FG-FGA, 3-Ptr, FT-FTA, Rebounds (Off Def Tot), PF, TP, A TO Blk Stl, Min, and Totals. Game summary includes FG %, 3FG %, FT % for both halves and the game.

Officials: Roger Ayers (R), Brian O'Connell, Michael Stephens
Technical fouls: NC State-None. Virginia-None.
Attendance: 12929

Score by periods table showing 1st, 2nd, and Total scores for NC State and Virginia.

Last FG - ST 2nd-00:14, VA 2nd-01:15.
Largest lead - ST by 8 1st-16:09, VA by 12 2nd-01:00.
ST led for 11:52. VA led for 26:18. Game was tied for 01:50.

Score tied - 2 times.
Lead changed - 8 times.

Official Basketball Box Score -- Game Totals -- Final Statistics
Virginia vs Notre Dame
1-10-15 6 p.m. at Notre Dame, Ind. (Purcell Pavilion)

Virginia 62 • 15-0, 3-0 ACC

Box score for Virginia vs Notre Dame. Columns include Player, FG-FGA, 3-Ptr, FT-FTA, Rebounds (Off Def Tot), PF, TP, A TO Blk Stl, Min, and Totals. Game summary includes FG %, 3FG %, FT % for both halves and the game.

Notre Dame 56 • 15-2, 3-1 ACC

Box score for Notre Dame vs Virginia. Columns include Player, FG-FGA, 3-Ptr, FT-FTA, Rebounds (Off Def Tot), PF, TP, A TO Blk Stl, Min, and Totals. Game summary includes FG %, 3FG %, FT % for both halves and the game.

Officials: James Luckie, Raymond Styons, Jr., Tim Clougherty
Technical fouls: Virginia-None. Notre Dame-None.
Attendance: 9149

Score by periods table showing 1st, 2nd, and Total scores for Virginia and Notre Dame.

Last FG - VA 2nd-01:12, ND 2nd-00:02.
Largest lead - VA by 10 1st-11:37, ND by 8 2nd-17:11.
VA led for 19:42. ND led for 14:20. Game was tied for 05:58.

Score tied - 9 times.
Lead changed - 10 times.



Official Basketball Box Score -- Game Totals -- Final Statistics
Clemson vs Virginia
01/13/15 8 p.m. at Charlottesville, Va. (JPJ)



Clemson 42 • 9-7, 1-3 ACC

Box score for Clemson vs Virginia. Columns include Player, FG-FGA, 3-Ptr, FT-FTA, Rebounds (Off Def Tot), PF, TP, A TO Blk Stl, Min, and Totals. Game summary includes FG %, 3FG %, FT % for both halves and the game.

Virginia 65 • 16-0, 4-0 ACC

Box score for Virginia vs Clemson. Columns include Player, FG-FGA, 3-Ptr, FT-FTA, Rebounds (Off Def Tot), PF, TP, A TO Blk Stl, Min, and Totals. Game summary includes FG %, 3FG %, FT % for both halves and the game.

Officials: Mike Eades (R), Brian Dorsey, Bill Convington Jr.
Technical fouls: Clemson-None. Virginia-None.
Attendance: 13604

Score by periods table showing 1st, 2nd, and Total scores for Clemson and Virginia.

Last FG - CU 2nd-01:03, VA 2nd-01:17.
Largest lead - CU by 1 1st-11:06, VA by 30 2nd-04:40.
CU led for 00:40. VA led for 39:03. Game was tied for 00:17.

Score tied - 9 times.
Lead changed - 2 times.

Official Basketball Box Score -- Game Totals -- Final Statistics #2/2 Virginia vs Boston College 1-17-15 2:04 p.m. at Silvio O. Conte Forum, Chestnut Hill, MA

#2/2 Virginia 66 • 17-0; 5-0 ACC

Box score table for Virginia vs Boston College, showing player stats for Virginia (66) and Boston College (200).

FG % 1st Half: 10-27 37.0% 2nd half: 11-22 50.0% Game: 21-49 42.9% 3FG % 1st Half: 3-10 30.0% 2nd half: 3-8 37.5% Game: 6-18 33.3% FT % 1st Half: 4-4 100.0 2nd half: 14-17 82.4% Game: 18-21 85.7%

Boston College 51 • 8-8; 0-4 ACC

Box score table for Boston College vs Virginia, showing player stats for Boston College (51) and Virginia (200).

FG % 1st Half: 8-20 40.0% 2nd half: 9-23 39.1% Game: 17-43 39.5% 3FG % 1st Half: 4-10 40.0% 2nd half: 1-5 20.0% Game: 5-15 33.3% FT % 1st Half: 4-4 100.0 2nd half: 8-9 88.9% Game: 12-13 92.3%

Officials: Jerry Heater, James Luckie, Ed Corbett Technical fouls: #2/2 Virginia-None. Boston College-None. Attendance: 8112

Score by periods table for Virginia vs Boston College

Points in Paint, Turnovers, 2nd Chance, Fast Break, Bench stats for Virginia vs Boston College

Largest lead - VA by 16 2nd-01:02. BC by 5 2nd-14:30. VA led for 28:27. BC led for 08:39. Game was tied for 02:54.

Score tied - 4 times. Lead changed - 9 times.



Official Basketball Box Score -- Game Totals -- Final Statistics Georgia Tech vs Virginia 01/22/15 8 p.m. at Charlottesville, Va. (J.PJ)



Georgia Tech 28 • 9-9, 0-6 ACC

Box score table for Georgia Tech vs Virginia, showing player stats for Georgia Tech (28) and Virginia (200).

FG % 1st Half: 7-24 29.2% 2nd half: 5-25 20.0% Game: 12-49 24.5% 3FG % 1st Half: 0-5 0.0% 2nd half: 0-7 0.0% Game: 0-12 0.0% FT % 1st Half: 2-2 100.0 2nd half: 2-6 33.3% Game: 4-8 50.0%

Virginia 57 • 18-0, 6-0 ACC

Box score table for Virginia vs Georgia Tech, showing player stats for Virginia (57) and Georgia Tech (200).

FG % 1st Half: 11-23 47.8% 2nd half: 13-30 43.3% Game: 24-53 45.3% 3FG % 1st Half: 3-4 75.0% 2nd half: 2-5 40.0% Game: 5-9 55.6% FT % 1st Half: 3-4 75.0% 2nd half: 1-2 50.0% Game: 4-6 66.7%

Officials: Michael Stephens (R), William Humes, Tim Clougherty Technical fouls: Georgia Tech-None. Virginia-None. Attendance: 13809

Score by periods table for Virginia vs Georgia Tech

Points in Paint, Turnovers, 2nd Chance, Fast Break, Bench stats for Virginia vs Georgia Tech

Largest lead - GT None, VA by 33 2nd-03:48. GT led for 00:00. VA led for 37:33. Game was tied for 01:55.

Score tied - 1 time. Lead changed - 0 times.

Official Basketball Box Score -- Game Totals -- Final Statistics Virginia vs Virginia Tech 01/25/15 1:00 PM at Blacksburg, Va. (Cassell Coliseum)

Virginia 50 • 19-0, 7-0

Box score table for Virginia vs Virginia Tech, showing player stats for Virginia (50) and Virginia Tech (200).

FG % 1st Half: 11-27 40.7% 2nd half: 6-22 27.3% Game: 17-49 34.7% 3FG % 1st Half: 2-6 33.3% 2nd half: 4-12 33.3% Game: 6-18 33.3% FT % 1st Half: 6-7 85.7% 2nd half: 4-5 80.0% Game: 10-12 83.3%

Virginia Tech 47 • 8-11, 0-6

Box score table for Virginia Tech vs Virginia, showing player stats for Virginia Tech (47) and Virginia (200).

FG % 1st Half: 11-21 52.4% 2nd half: 8-21 38.1% Game: 19-42 45.2% 3FG % 1st Half: 3-8 37.5% 2nd half: 2-11 18.2% Game: 5-19 26.3% FT % 1st Half: 2-4 50.0% 2nd half: 2-3 66.7% Game: 4-7 57.1%

Officials: Bryan Kersey, Mike Eades, Raymond Styns Technical fouls: Virginia-None. Virginia Tech-None. Attendance: 9847 Commonwealth Clash Game

Score by periods table for Virginia vs Virginia Tech

Points in Paint, Turnovers, 2nd Chance, Fast Break, Bench stats for Virginia vs Virginia Tech

Largest lead - VA by 11 1st-06:57, VT by 10 2nd-10:43. VA led for 24:24. VT led for 14:05. Game was tied for 01:06.

Score tied - 2 times. Lead changed - 3 times.



Official Basketball Box Score -- Game Totals -- Final Statistics Duke vs Virginia 01/31/15 7 p.m. at Charlottesville, Va. (J.PJ)



Duke 69 • 18-3, 5-3 ACC

Box score table for Duke vs Virginia, showing player stats for Duke (69) and Virginia (200).

FG % 1st Half: 11-25 44.0% 2nd half: 17-30 56.7% Game: 28-55 50.9% 3FG % 1st Half: 0-4 0.0% 2nd half: 6-13 46.2% Game: 6-17 35.3% FT % 1st Half: 4-9 44.4% 2nd half: 3-4 75.0% Game: 7-13 53.8%

Virginia 63 • 19-1, 7-1 ACC

Box score table for Virginia vs Duke, showing player stats for Virginia (63) and Duke (200).

FG % 1st Half: 11-33 33.3% 2nd half: 15-30 50.0% Game: 26-63 41.3% 3FG % 1st Half: 1-5 20.0% 2nd half: 2-8 25.0% Game: 3-13 23.1% FT % 1st Half: 2-3 66.7% 2nd half: 6-7 85.7% Game: 8-10 80.0%

Officials: Bryan Kersey (R), Roger Ayers, Jerry Heater Technical fouls: Duke-None. Virginia-None. Attendance: 14593 DUKE: Flagrant I on Winslow at 5:37 (II)

Score by periods table for Virginia vs Duke

Points in Paint, Turnovers, 2nd Chance, Fast Break, Bench stats for Virginia vs Duke

Largest lead - DU by 9 1st-06:39, VA by 11 2nd-13:38. DU led for 16:55. VA led for 16:26. Game was tied for 05:59.

Score tied - 3 times. Lead changed - 5 times.



Official Basketball Box Score -- Game Totals -- Final Statistics
Pitt vs Virginia
02/16/15 7 p.m. at Charlottesville, Va. (JPJ)



Pitt 49 • 17-10, 6-7 ACC

Table with columns: #, Player, Total (FG-FGA, 3-Ptr, Rebounds), PF, TP, A, TO, Blk, Stl, Min. Includes player stats for Michael Artis, Michael Young, Sheldon Jeter, James Robinson, Cameron Wright, Derrick Randall, Chris Jones, Josh Newkirk, and Mike Lecak.

FG % 1st Half: 6-17 35.3% 2nd half: 11-27 40.7% Game: 17-44 38.6% Deadball Rebounds 4
3FG % 1st Half: 1-5 20.0% 2nd half: 5-11 45.5% Game: 6-16 37.5%
FT % 1st Half: 2-4 50.0% 2nd half: 7-13 53.8% Game: 9-17 52.9%

Virginia 61 • 24-1, 12-1 ACC

Table with columns: #, Player, Total (FG-FGA, 3-Ptr, Rebounds), PF, TP, A, TO, Blk, Stl, Min. Includes player stats for Darion Atkins, Anthony Gill, Evan Nolte, Malcolm Brogdon, London Perrantes, Marial Shayok, Mike Tobey, and Isaiah Wilkins.

FG % 1st Half: 11-26 42.3% 2nd half: 9-21 42.9% Game: 20-47 42.6% Deadball Rebounds 4
3FG % 1st Half: 3-9 33.3% 2nd half: 2-4 50.0% Game: 5-13 38.5%
FT % 1st Half: 0-0 0% 2nd half: 16-22 72.7% Game: 16-22 72.7%

Officials: Bryan Kersey (R), Doug Shows, James Luckie
Technical fouls: Pitt-None. Virginia-None.
Attendance: 13953
PITT: Michael Young fouled out at 00:22.4 (II)

Score by periods table with columns: 1st, 2nd, Total. Rows for Pitt and Virginia.

Points, In Paint, Off T/O, 2nd Chance, Fast Break, Bench table for Pitt and Virginia.

Last FG - UP 2nd-00:48, VA 2nd-00:36. Largest lead - UP by 41:18:43, VA by 13 1st-01:45. UP led for 01:57. VA led for 37:21. Game was tied for 00:33. Score tied - 0 times. Lead changed - 1 time.



Official Basketball Box Score -- Game Totals -- Final Statistics
Virginia vs Wake Forest
02/25/15 7:00 p.m. at Winston-Salem, N.C. - LJV Coliseum



Virginia 70 • 26-1, 14-1 ACC

Table with columns: #, Player, Total (FG-FGA, 3-Ptr, Rebounds), PF, TP, A, TO, Blk, Stl, Min. Includes player stats for Atkins, Darion, Nolle, Evan, Gill, Anthony, Shayok, Marial, Brogdon, Malcolm, Hall, Devon, Stith, B.J., Tobey, Mike, Wilkins, Isaiah, Frazier, Maleek, and Vozenilek, Rob.

FG % 1st Half: 15-27 55.6% 2nd half: 13-29 44.8% Game: 28-56 50.0% Deadball Rebounds 2
3FG % 1st Half: 4-7 57.1% 2nd half: 1-7 14.3% Game: 5-14 35.7%
FT % 1st Half: 2-3 66.7% 2nd half: 7-10 70.0% Game: 9-13 69.2%

Wake Forest 34 • 12-16, 4-11 ACC

Table with columns: #, Player, Total (FG-FGA, 3-Ptr, Rebounds), PF, TP, A, TO, Blk, Stl, Min. Includes player stats for Thomas, Devin, Hudson, Cornelius, Mitoglou, Dinos, Miller-McIntyre, Codi, Wilbekin, Mitchell, Jones, Madison, Green, Daniel, McClinton, Greg, Leonard, Darius, Watson, Rondale, Rountree, Aaron, Prendergast, Stephen, VanHorn, Trent, Rike, Troy, O'Brien, Grant, and Niedrich, Doug.

FG % 1st Half: 6-25 24.0% 2nd half: 6-30 20.0% Game: 12-55 21.8% Deadball Rebounds 0
3FG % 1st Half: 1-8 12.5% 2nd half: 3-14 21.4% Game: 4-22 18.2%
FT % 1st Half: 2-3 66.7% 2nd half: 4-4 100.0% Game: 6-7 85.7%

Officials: Michael Stephens, Jeff Clark, Tim Nestor
Technical fouls: Virginia-None. Wake Forest-None.
Attendance: 10772

Score by periods table with columns: 1st, 2nd, Total. Rows for Virginia and Wake Forest.

Points, In Paint, Off T/O, 2nd Chance, Fast Break, Bench table for Virginia and Wake Forest.

Last FG - VA 2nd-00:46, WF 2nd-02:52. Largest lead - VA by 38 2nd-08:28, WF by 2 1st-18:08. VA led for 36:45. WF led for 01:23. Game was tied for 01:52. Score tied - 0 times. Lead changed - 1 time.

Official Basketball Box Score -- Game Totals -- Final Statistics
Florida State vs Virginia
02/22/15 6:30 p.m. at Charlottesville, Va. (JPJ)

Florida State 41 • 15-13 (7-8 ACC)

Table with columns: #, Player, Total (FG-FGA, 3-Ptr, Rebounds), PF, TP, A, TO, Blk, Stl, Min. Includes player stats for Phil Cofer, Devon Bookert, Jarquez Smith, Kiel Turpin, Boris Bojanovsky, Xavier Rathan-Mayes, Robbie Berwick, Montay Brandon, and Michael Ojo.

FG % 1st Half: 8-22 36.4% 2nd half: 7-24 29.2% Game: 15-46 32.6% Deadball Rebounds 4
3FG % 1st Half: 2-7 28.6% 2nd half: 2-12 16.7% Game: 4-19 21.1%
FT % 1st Half: 3-6 50.0% 2nd half: 4-6 66.7% Game: 7-12 58.3%

Virginia 51 • 25-1 (13-1 ACC)

Table with columns: #, Player, Total (FG-FGA, 3-Ptr, Rebounds), PF, TP, A, TO, Blk, Stl, Min. Includes player stats for Devon Hall, Marial Shayok, Darion Atkins, Mike Tobey, Evan Nolte, Anthony Gill, Malcolm Brogdon, Isaiah Wilkins, and London Perrantes.

FG % 1st Half: 9-25 36.0% 2nd half: 9-16 56.3% Game: 18-41 43.9% Deadball Rebounds 4
3FG % 1st Half: 0-7 0.0% 2nd half: 1-4 25.0% Game: 1-11 9.1%
FT % 1st Half: 4-5 80.0% 2nd half: 10-22 45.5% Game: 14-27 51.9%

Officials: Roger Ayers, Tony Greene, Brian O'Connell
Technical fouls: Florida State-None. Virginia-None.
Attendance: 14076

Score by periods table with columns: 1st, 2nd, Total. Rows for Florida State and Virginia.

Points, In Paint, Off T/O, 2nd Chance, Fast Break, Bench table for Florida State and Virginia.

Last FG - FS 2nd-10:33, VA 2nd-01:16. Largest lead - FS by 3 1st-04:19, VA by 10 2nd-00:12. FS led for 02:47. VA led for 34:46. Game was tied for 02:27. Score tied - 1 time. Lead changed - 8 times.

Official Basketball Box Score -- Game Totals -- Final Statistics
Virginia Tech vs Virginia
02/28/15 4:00 p.m. at Charlottesville, Va. (JPJ)

Virginia Tech 57 • 10-19, 2-14 ACC

Table with columns: #, Player, Total (FG-FGA, 3-Ptr, Rebounds), PF, TP, A, TO, Blk, Stl, Min. Includes player stats for Christian Beyer, Malik Muller, Adam Smith, Devin Wilson, Ahmed Hill, Shane Henry, Justin Bibbs, Satchel Pierce, Jalen Hudson, and Will Johnson.

FG % 1st Half: 8-22 36.4% 2nd half: 10-25 40.0% Game: 18-47 38.3% Deadball Rebounds 3
3FG % 1st Half: 3-8 37.5% 2nd half: 6-11 54.5% Game: 9-19 47.4%
FT % 1st Half: 5-7 71.4% 2nd half: 7-10 70.0% Game: 12-17 70.6%

Virginia 69 • 27-1, 15-1 ACC

Table with columns: #, Player, Total (FG-FGA, 3-Ptr, Rebounds), PF, TP, A, TO, Blk, Stl, Min. Includes player stats for Darion Atkins, Evan Nolte, Anthony Gill, Malcolm Brogdon, London Perrantes, Devon Hall, Marial Shayok, Mike Tobey, Isaiah Wilkins, Maleek Frazier, and Rob Vozenilek.

FG % 1st Half: 8-21 38.1% 2nd half: 16-26 61.5% Game: 24-47 51.1% Deadball Rebounds 0
3FG % 1st Half: 2-6 33.3% 2nd half: 4-7 57.1% Game: 6-13 46.2%
FT % 1st Half: 10-12 83.3% 2nd half: 5-9 55.6% Game: 15-21 71.4%

Officials: Jeffrey Anderson, Bill Covington, Jr., William Humes
Technical fouls: Virginia Tech-None. Virginia-Darion Atkins.
Attendance: 14245

Score by periods table with columns: 1st, 2nd, Total. Rows for Virginia Tech and Virginia.

Points, In Paint, Off T/O, 2nd Chance, Fast Break, Bench table for Virginia Tech and Virginia.

Last FG - VT 2nd-00:25, VA 2nd-00:46. Largest lead - VT by 7 1st-13:24, VA by 16 2nd-03:35. VT led for 09:37. VA led for 25:02. Game was tied for 04:58. Score tied - 4 times. Lead changed - 1 time.

Official Basketball Box Score -- Game Totals -- Final Statistics
Virginia vs Syracuse
3/2/2015 7:01 p.m. at Carrier Dome, Syracuse, N.Y.

Virginia 59 • (28-1) (16-1)

Box score table for Virginia vs Syracuse game, listing player stats including FG, 3-Ptr, Rebounds, PF, TP, A, TO, Blk, Stl, Min.

FG % 1st Half: 10-22 45.5% 2nd half: 14-30 46.7% Game: 24-52 46.2%
3FG % 1st Half: 2-8 25.0% 2nd half: 4-9 44.4% Game: 6-17 35.3%
FT % 1st Half: 1-3 33.3% 2nd half: 4-5 80.0% Game: 5-8 62.5%

Syracuse 47 • (18-12) (9-8)

Box score table for Syracuse vs Virginia game, listing player stats including FG, 3-Ptr, Rebounds, PF, TP, A, TO, Blk, Stl, Min.

FG % 1st Half: 8-22 36.4% 2nd half: 10-25 40.0% Game: 18-47 38.3%
3FG % 1st Half: 2-8 25.0% 2nd half: 2-11 18.2% Game: 4-19 21.1%
FT % 1st Half: 2-4 50.0% 2nd half: 5-9 55.6% Game: 7-13 53.8%

Officials: James Luckie, Joe Lindsay, Brian O'Connell
Technical fouls: Virginia-None. Syracuse-None.
Attendance: 25338

Score by periods table for Virginia vs Syracuse game.

Last FG - VA 2nd-02:28, SU 2nd-00:20.
Largest lead - VA by 17 2nd-03:45, SU by 11 1st-07:11.
VA led for 21:10. SU led for 16:02. Game was tied for 02:48.

Score tied - 0 times.
Lead changed - 1 time.



Official Basketball Box Score -- Game Totals -- Final Statistics
VA vs LOUISVILLE
3/7/15 6:31PM at KFC Yum! Center, Louisville, KY



VA 57 • 28-2, 16-2

Box score table for VA vs Louisville game, listing player stats including FG, 3-Ptr, Rebounds, PF, TP, A, TO, Blk, Stl, Min.

FG % 1st Half: 10-21 47.6% 2nd half: 11-23 47.8% Game: 21-44 47.7%
3FG % 1st Half: 3-9 33.3% 2nd half: 5-11 45.5% Game: 8-20 40.0%
FT % 1st Half: 2-5 40.0% 2nd half: 5-7 71.4% Game: 7-12 58.3%

LOUISVILLE 59 • 24-7, 12-6

Box score table for Louisville vs VA game, listing player stats including FG, 3-Ptr, Rebounds, PF, TP, A, TO, Blk, Stl, Min.

FG % 1st Half: 13-25 52.0% 2nd half: 10-24 41.7% Game: 23-49 46.9%
3FG % 1st Half: 4-8 50.0% 2nd half: 1-4 25.0% Game: 5-12 41.7%
FT % 1st Half: 0-0 0.0% 2nd half: 8-10 80.0% Game: 8-10 80.0%

Officials: Mike Eades, Roger Ayers, Tim Clougherty
Technical fouls: VA-None. LOUISVILLE-None.
Attendance: 22788

Score by periods table for Louisville vs VA game.

Last FG - VA 2nd-00:13, LOU 2nd-00:03.
Largest lead - VA by 2 2nd-13:29, LOU by 14 1st-12:45.
VA led for 01:09. LOU led for 36:12. Game was tied for 02:39.

Score tied - 2 times.
Lead changed - 6 times.

VIRGINIA'S 2014-15 GAME-BY-GAME STARTERS

Table listing Virginia's 2014-15 game-by-game starters, including Opponent, Player, and Record.

VIRGINIA'S 2014-15 HONORS

Table listing Virginia's 2014-15 honors, including Name and Honor.

THE LAST TIME

VIRGINIA INDIVIDUALS

- **Scored 30 points:** Joe Harris (36) vs. Duke (2/28/13)
- **Scored 40 points:** Sean Singletary (41) at Miami (3/1/08)
- **Two players with 20 points:** Joe Harris (20) and Akil Mitchell (20) vs. Green Bay (12/1/12)
- **Three players with 20 points:** Chris Williams (27), Roger Mason, Jr. (22) and Donald Hand (20) vs. Duke (1/5/00)
- **Four players with 20 points:** Chris Williams (23), Donald Hand (22), Adam Hall (21), and Travis Watson (20) vs. Georgetown (3/15/00)
- **A player with back-to-back 25-point games:** Joe Harris, 26 vs. Virginia Tech (2/12/13), 27 at North Carolina (2/16/13)
- **One player scored in double figures:** Justin Anderson (12) at Virginia Tech (1/25/15)
- **No players scored in double figures:** vs. Wisconsin (12/4/13)
- **Five players scored in double figures:** Joe Harris (16), Anthony Gill (13), Mike Tobey (11), Justin Anderson (10), & Malcolm Brogdon (10) vs. Memphis (3/23/14)
- **Six players scored in double figures:** Sean Singletary (27), Adrian Joseph (13), Jamil Tucker (13), Mamadi Diane (12), Calvin Baker (11), Laurynas Mikalauskas (11), vs. Maryland (3/9/08)
- **Seven players scored in double figures:** Cornel Parker (20), Junior Burrough (15), Ted Jeffries (14), Cory Alexander (13), Jason Williford (12), Yuri Barnes (11) and Doug Smith (11) vs. Clemson (1/13/93)
- **Had 15 rebounds:** Mike Tobey (16) vs. Tenn. State (11/25/14)
- **Had 20 rebounds:** Travis Watson (20) vs. Wofford (1/2/03)
- **Had 25 rebounds:** Bob Mortell (25) vs. Washington & Lee (2/27/60)
- **Two players with 10 rebounds:** Anthony Gill (13) and Darion Atkins (10) vs. Davidson (12/30/14)
- **Three players with 10 rebounds:** Yuri Barnes (13), Jason Williford (12) and Junior Burrough (11) vs. Rice (12/4/93)
- **Double-Double:** London Perrantes (10 pts, 10 assts) at Syracuse (3/2/15)
- **Two players had a double-double:** Anthony Gill (25 pts, 13 rebs) and D. Atkins (13 pts, 10 rebs) vs. Davidson (12/30/14)
- **Three players had a double-double:** Jason Williford (10 pts, 15 rebs), Ted Jeffries (23 pts, 10 rebs), and Cornel Parker (11 pts, 11 rebs) at William & Mary (1/25/93)
- **Double-Double with points and assists:** London Perrantes (10 pts, 10 assts) at Syracuse (3/2/15)
- **Triple-Double:** Ralph Sampson (15 pts, 22 rebs, 10 blks) vs. Old Dominion (12/29/79)
- **Four Double-Doubles in a row:** Mike Scott [5 in a row] (27 pts, 15 rebs) vs. Oklahoma (11/23/10), (16 pts, 10 rebs) vs. Wichita State (11/24/10), (17 pts, 12 rebs) at Minnesota (11/29/10), (21 pts, 13 rebs) at Virginia Tech (12/5/10), (10 pts, 13 rebs) vs. Radford (12/7/10)
- **20 points and 20 rebounds:** Travis Watson (21 pts, 20 rebs) vs. Wofford (1/2/03)
- **20 points and 10 rebounds:** Anthony Gill (25 pts, 13 rebs) vs. Davidson (12/30/14)
- **10 assists:** London Perrantes (10) at Syracuse (3/2/15)
- **5 blocked Shots:** Darion Atkins (5) vs. Northern Iowa (12/21/13)
- **5 steals:** Devon Hall (5) at James Madison (11/14/14)
- **Led UVa in points, rebounds and assists:** Malcolm Brogdon (14 pts, 11 rebs, 3 assts) at Georgia Tech (2/8/14)
- **Hit a last second shot to win a game:** Malcolm Brogdon at Pittsburgh (2/2/14) [3-pointer with 0.9 seconds]
- **Played every minute:** Sylvan Landesberg (45) vs. Clemson (2/15/09)
- **Played more than 40 minutes:** Justin Anderson (46), London Perrantes (45) at Maryland (3/4/12)

VIRGINIA TEAM

- **Won in Overtime:** at Miami, 89-80 2 OT (1/3/15)
- **Lost in Overtime:** at Maryland, 75-69 (3/9/14)
- **Played Two Overtimes:** at Miami, 89-80 2 OT (1/3/15)
- **Played Three Overtimes:** vs. Georgetown, L 115-111 (3/15/00)
- **Shot 70 percent for a half:** 73.7% (14-19) at VCU - 2nd Half (12/6/14)
- **Shot 60 percent in a game:** 68.3% (28-41) at VCU (12/6/14)
- **Shot less than 30 percent in a game:** 23.4% (11-47) vs. Wisconsin (12/4/13)
- **Shot 90 percent from the free throw line:** 90% (9-10) vs. NC State (1/7/15)
- **Shot 70 percent from 3-point line:** 71.4% (5-7) at James Madison (11/14/14)
- **Shot less than 30 percent in a half:** 27.3% (6-22) in 2nd Half at Virginia Tech (1/25/15)
- **Shot less than 20 percent in a half:** 15% (3-20) in 2nd Half vs. Wisconsin (12/4/13)
- **Shot 55 percent or better and lost:** 58.5% (31-53 at North Carolina (2/16/13)
- **Attempted 50 FTs:** 52 (made 34) vs. Howard (12/12/94)
- **Made 30 FTs:** 31 (36 att.) vs. Tennessee (3/18/07)
- **Made 10 3-pt FGs:** 10 vs. Clemson (1/13/15)
- **Failed to make a 3-pt FG:** vs. Drake (11/21/11)
- **Had 50 rebounds:** 50 vs. North Carolina (1/15/09)
- **Had 25 assists:** 27 vs. Howard (11/21/01)
- **Had 15 steals:** 16 vs. NC State (2/24/08)
- **Had 10 blocks:** 11 vs. Norfolk State (11/16/14)
- **Scored 50 pts in a half:** 51 vs. Davidson, 2nd half (12/30/14)
- **Scored 60 pts in a half:** 60 vs. Gonzaga, 1st half (1/3/07)
- **Scored 70 pts in a half:** 70 vs. Coastal Carolina, 2nd half (11/20/00)
- **Scored 100 pts (ACC):** 103 vs. Maryland (1/16/07)
- **Scored 100 pts (non-conf):** 107 vs. VMI (11/16/08)
- **Scored under 20 pts in 1st half:** 19 at NC State (2/11/15)
- **Scored under 20 pts in 2nd half:** 18 vs. Wisconsin (12/4/13)
- **Scored under 50 pts in a game:** 45 vs. Rutgers (11/29/14)
- **Defeated top-5 opponent:** 75-56 vs. #4 Syracuse (3/1/14)
- **Defeated top-5 opponent on the road:** 77-69 at #3 Duke (1/17/93)
- **Defeated top-ranked opponent:** 86-73 vs. #1 North Carolina (1/30/86)

OPPONENT INDIVIDUALS

- **Scored 30 points:** Erick Green (35), Virginia Tech (1/24/13)
- **Scored 35 points:** Erick Green (35), Virginia Tech (1/24/13)
- **Scored 40 points:** J.J. Redick (40), Duke (1/28/06)
- **Scored 50 points:** Len Chappell (50), Wake (2/12/62)
- **Two players with 20 points:** Jack Gibbs (21) and Tyler Kalinoski (20) vs. Davidson (12/30/14)
- **Three players with 20 points:** Jordan McRae (21), Jarnell Stokes (20), Josh Richardson (20), at Tennessee (12/30/13)
- **Two players with 30 points:** Trevor Powell (31) and Tony Smith (31), at Marquette (2/3/90)
- **No players scored in double figures:** Georgia Tech (1/22/15)
- **Five players scored in double figures:** Isaiah Thomas (18), C.J. Wilcox (17), Abdul Gaddy (12), Terrence Ross (12), Justin Holiday (11), vs. Washington at Maui Invitational (11/22/10)
- **Six players scored in double figures:** C.J. Harris (15), Ari Stewart (12), Travis McKie (12), J.T. Terrell (11), Ty Walker (11), Gary Clark (10), at Wake Forest (1/29/11)
- **Seven players scored in double figures:** Stanley Burrell (15), Drew Lavender (13), C.J. Anderson (12), B.J. Raymond (12), Josh Duncan (11), Charles Bronson (11), and Jason Love (10), at Xavier (1/3/08)
- **Double-Double:** Montrezl Harrell (20 pts, 12 rebs), at Louisville (3/7/15)
- **Double-Double with points and assists:** Keifer Sykes (21 pts, 10 assts), at Green Bay (12/7/13)
- **Two players had a double-double:** C.J. Leslie (20 pts, 14 rebs) & Richard Howell (12 pts, 11 rebs), NC State (1/29/13)
- **Had 15 rebounds:** Amile Jefferson (15), Duke (1/13/14)
- **Had 20 rebounds:** Tim Duncan (23), Wake Forest (2/22/97)
- **Had 10 assists:** Keifer Sykes (10), at Green Bay (12/7/13)
- **5 Blocked Shots:** BeeJay Anya (5), at NC State (2/11/15)
- **5 Steals:** Briante Weber (5), VCU (12/6/14)
- **Hit a last second shot to win a game:** Mangok Mathiang at Louisville (3/7/15), 2-pointer with 2.7 seconds left in regulation

OPPONENT TEAM

- **Shot less than 30 percent in a game:** 21.8% (12-55), at Wake Forest (2/25/15)
- **Shot less than 30 percent in a game (ACC):** 21.8% (12-55), at Wake Forest (2/25/15)
- **Shot 60 percent in a game:** 63.8% (37-58), at Xavier (1/3/08)
- **Shot 55 percent or better and lost:** 55.3% (26-47), Cleveland State (11/25/09)
- **Scored 100 pts:** 106, Washington (11/22/10)
- **Scored 90 pts in an ACC game:** 93, North Carolina (2/16/13)
- **Scored 60 pts in a half:** 60, at Miami, 2nd half (3/1/08)
- **Scored 50 pts in a half:** 53, at North Carolina, 2nd half (2/16/13)
- **Scored under 20 pts in 1st half:** 15, at Wake Forest (2/25/15)
- **Scored under 20 pts in 2nd half:** 19, at Wake Forest (2/25/15)
- **Scored under 40 pts in a game:** 34, at Wake Forest (2/25/15)
- **Had 25 assists:** 27, at Xavier (1/3/08)
- **Had 15 steals:** 15, VMI (11/16/08)
- **Had 10 blocks:** 10 at Maryland (3/5/11)
- **Failed to make a 3-pt FG:** Georgia Tech (1/22/15)

2014-15 VIRGINIA MISCELLANEOUS STATISTICS

Largest halftime lead: 31 vs. Harvard (39-8)
 Largest halftime deficit: 7 vs. Wake Forest (31-24)
 Largest halftime deficit overcome in a victory: 7 vs. Wake Forest (31-24)
 Largest halftime lead surrendered in a loss: N/A
 Largest deficit overcome in a win: 12 vs. Davidson (29-17 @ 7:21 first half)
 Largest lead surrendered in a loss: 11 vs. Duke (41-30 @ 13:38 second half)

Largest deficit at any time: 14 at Louisville (19-5 @ 12:45 first half)
 Largest lead at any time: 49 vs. Harvard (led 70-21 @ 3:51 2nd half)
 Most consecutive points scored: 32 vs. Tennessee St. (30-17 to 62-17)
 Most consecutive points allowed: 16 at Virginia Tech (33-27 to 33-43)
 Longest scoring drought: 9:14 at Virginia Tech (2nd half)



DEVON HALL



G • 6-5 • 203 • R-Freshman • Virginia Beach, Va. • Cape Henry Collegiate

FRESHMAN SEASON (2014-15)

STATS

- Averaging 1.8 points per game
- Has 18 assists and nine steals

SEASON HIGHLIGHTS

- Scored five points and recorded five steals as a starter in collegiate debut at James Madison (11/14/14)
- Had three points and four assists vs. Harvard (12/21/14)
- Had four points at NC State (2/11/15)
- Had nine points (3-4 FG) at Wake Forest (2/25/15)

DID YOU KNOW?

- Brother, Mark Hall, had eight tackles, including 1.5 tackles for loss, in 10 games last season as a linebacker on Virginia's football team

CAREER/SEASON HIGHS


	SEASON/CAREER HIGH
Points	9 at Wake Forest (2/25/15)
FGs	3 at Wake Forest (2/25/15)
3FGs	1, 5x - last at Wake Forest (2/25/15)
FTs	2 at Wake Forest (2/25/15)
Rebounds	3 vs. Clemson (1/13/15)
Assists	4 vs. Harvard (12/21/14)
Turnovers	2, 2x - last at Syracuse (3/2/15)
Blocks	1 vs. Clemson (1/13/15)
Steals	5 at James Madison (11/14/14)
Minutes	27 at James Madison (11/14/14)

2014-15 GAME-BY-GAME

Opponent	GP-GS	FG-FGA	3FG-3FGA	FT-FTA	Off-Def	Total	A	TO	Blk	Stl	PF	Min	Pts
at James Madison	1-1	2-4	1-1	0-0	0-1	1	2	2	0	5	1	27	5
Norfolk State	2-1	1-3	0-0	0-0	2-0	2	2	1	0	1	0	18	2
South Carolina State	3-1	1-4	1-2	0-0	0-1	1	2	1	0	0	1	15	3
George Washington	DNP												
Tennessee State	4-1	1-4	1-3	0-0	0-0	0	1	1	0	0	1	18	3
vs. La Salle	5-1	0-0	0-0	0-0	0-1	1	0	1	0	0	0	1	0
vs. Rutgers	6-1	1-1	0-0	1-1	0-0	0	0	0	0	0	0	2	3
at Maryland	7-1	0-1	0-0	0-0	0-0	0	0	0	0	1	0	5	0
at VCU	8-1	1-1	0-0	0-0	0-0	0	1	1	0	0	2	15	2
Cleveland State	9-1	0-0	0-0	0-0	0-2	2	0	0	0	0	0	13	0
Harvard	10-1	1-2	0-0	1-2	0-1	1	4	1	0	0	2	15	3
Davidson	11-1	0-1	0-1	1-2	0-0	0	0	0	0	0	0	2	1
at Miami	12-1	0-0	0-0	0-0	0-0	0	0	0	0	0	1	3	0
NC State	DNP												
at Notre Dame	DNP												
Clemson	13-1	0-1	0-1	0-2	0-3	3	2	0	1	0	2	11	0
at Boston College	14-1	0-0	0-0	0-0	0-0	0	0	0	0	0	1	1	0
Georgia Tech	15-1	0-0	0-0	0-0	0-1	1	0	0	0	0	0	7	0
at Virginia Tech	16-1	1-1	1-1	0-0	0-0	0	0	0	0	0	1	4	3
Duke	17-1	0-1	0-1	0-0	0-0	0	0	0	0	0	1	4	0
at North Carolina	DNP												
Louisville	DNP												
at NC State	18-1	2-3	0-1	0-0	0-0	0	1	0	0	0	2	12	4
Wake Forest	19-1	0-1	0-0	0-0	0-1	1	1	1	0	0	1	13	0
Pitt	DNP												
Florida State	20-1	1-2	0-1	0-0	0-0	0	1	1	0	0	0	12	2
at Wake Forest	21-1	3-4	1-1	2-2	0-2	2	1	0	0	2	1	24	9
Virginia Tech	22-1	1-3	0-1	0-0	0-1	1	0	0	0	0	1	16	2
at Syracuse	23-1	0-3	0-1	0-2	0-1	1	0	2	0	0	0	6	0
at Louisville	DNP												

HALL'S CAREER STATISTICS

Year	G-GS	Min-Avg.	FG-FGA	Pct.	3FG-3FGA	Pct.	FT-FTA	Pct.	Off-Def.	Reb-Avg.	PF-DQ	Ast	TO	Blk	Stl	Pts-Avg
2014-15	23-1	244-10.6	16-40	.400	5-15	.333	5-11	.455	2-15	17-0.7	18-0	18	12	1	9	42-1.8
ACC	12-0	113-9.4	8-19	.421	2-8	.250	2-6	.333	0-9	9-0.8	11-0	6	4	1	2	20-1.7
CAREER	23-1	244-10.6	16-40	.400	5-15	.333	5-11	.455	2-15	17-0.7	18-0	18	12	1	9	42-1.8
ACC	12-0	113-9.4	8-19	.421	2-8	.250	2-6	.333	0-9	9-0.8	11-0	6	4	1	2	20-1.7



JUSTIN ANDERSON

1

G • 6-6 • 228 • Junior • Montross, Va. • Montrose Christian (Md.)

JUNIOR SEASON (2014-15)

HONORS

- All-ACC Second Team (Media and Coaches)
- USBWA All-District 3 Team
- Finalist for Naismith Julius Erving Award (best small forward)
- Naismith Trophy Midseason List
- USBWA Oscar Robertson Player of the Year Midseason List
- John Wooden Award Midseason List
- USBWA's Oscar Robertson National Player of the Week and ACC Co-Player of the Week on Dec. 9.

STATS

- Ranks second on the team in scoring at 13.4 ppg and 80.4 FT%
- Was leading the ACC in 3-point shooting at 48.4% before his injuries
- Scored in double figures in 17 of 22 games

SEASON HIGHLIGHTS

- Missed the last eight games due to a fractured finger suffered on Feb. 7 and an appendectomy on March 5
- Had a team-high 18 points and shot 4-5 on 3FGs at James Madison (11/14/14)
- Led team in scoring with 17 points vs. South Carolina State (11/18/14)
- Led team in scoring with 18 points to go along with eight rebounds vs. GW (11/21/14)
- Led team in scoring with 20 points and shot a perfect 5-5 on 3FGs vs. Tennessee St. (11/25/14)
- Had 16 points and six rebounds at Maryland (12/3/14)
- Led team with 21 points and eight rebounds at VCU (12/6/14)
- Had 14 points (4-6 3FGs) vs. Davidson (12/30/14)
- Had 16 points, including game-tying 3-pointer at the end of first OT, at Miami (1/3/15)
- Had 16 points and tied a career high with nine rebounds vs. NC State (1/7/15)
- Had 12 points (10 in the final 7:03) and had a key block on a game-tying 3-point attempt by Malik Mueller in the final minute at Virginia Tech (1/25/15)
- Had 16 points and a career-high seven assists at North Carolina (2/2/15)

DID YOU KNOW?

- Was the inaugural winner of the ACC Sixth Man of the Year Award in 2013-14

CAREER/SEASON HIGHS


	CAREER HIGH	SEASON HIGH
Points	24 vs. Iowa (3/27/13)	21 at VCU (12/6/14)
FGs	10 vs. Missouri State (11/30/13)	8 vs. George Washington (11/21/14)
3FGs	5, 2x - last vs. Tenn State (11/25/14)	5 vs. Tennessee State (11/25/14)
FTs	9 vs. St. John's (3/24/13)	8 at Boston College (1/17/15)
Rebounds	9, 3x - last vs. NC State (1/7/15)	9 vs. NC State (1/7/15)
Assists	7 at North Carolina (2/2/15)	7 at North Carolina (2/2/15)
Turnovers	4, 3x - last at Notre Dame (1/10/15)	4 at Notre Dame (1/10/15)
Blocks	5, 2x - last vs. Iowa (3/27/13)	2 at North Carolina (2/2/15)
Steals	3, 4x - last vs. Iowa (3/27/13)	2, 2x - last at North Carolina (2/2/15)
Minutes	46 at Miami (1/3/15)	46 at Miami (1/3/15)

2014-15 GAME-BY-GAME

Opponent	GP-GS	FG-FGA	3FG-3FGA	FT-FTA	Off-Def	Total	A	TO	Blk	Stl	PF	Min	Pts
at James Madison	1-1	6-10	4-5	2-4	0-6	6	4	2	0	0	0	30	18
Norfolk State	2-2	3-9	3-5	2-2	1-3	4	4	3	0	1	1	22	11
South Carolina State	3-3	4-8	3-6	6-7	1-4	5	2	0	1	1	1	24	17
George Washington	4-4	8-13	0-1	2-3	3-5	8	1	1	1	1	0	35	18
Tennessee State	5-5	7-7	5-5	1-1	0-1	1	2	1	0	1	0	22	20
vs. La Salle	6-6	4-11	0-2	0-0	2-0	2	3	2	1	1	4	28	8
vs. Rutgers	7-7	6-12	1-2	0-0	0-4	4	1	0	0	0	0	28	13
at Maryland	8-8	5-9	1-3	5-7	2-4	6	0	1	0	0	2	25	16
at VCU	9-9	6-7	3-4	6-6	0-8	8	1	3	1	0	2	32	21
Cleveland State	10-10	6-11	2-3	2-2	1-4	5	3	1	1	0	2	28	16
Harvard	11-11	3-6	2-3	0-0	0-4	4	2	3	0	2	1	21	8
Davidson	12-12	5-8	4-6	0-1	0-4	4	1	0	0	0	1	33	14
at Miami	13-13	4-9	2-5	6-9	0-2	2	3	0	0	0	2	46	16
NC State	14-14	5-14	4-9	2-2	2-7	9	3	2	1	0	2	33	16
at Notre Dame	15-15	3-6	2-4	3-4	1-3	4	1	4	0	1	1	32	11
Clemson	16-16	5-10	3-6	2-2	0-2	2	1	0	1	1	1	28	15
at Boston College	17-17	0-8	0-4	8-9	0-0	0	1	0	1	1	1	34	8
Georgia Tech	18-18	3-7	1-2	0-0	0-3	3	4	0	1	1	2	28	7
at Virginia Tech	19-19	3-7	2-5	4-4	1-5	6	3	1	1	2	1	33	12
Duke	20-20	4-11	1-6	2-2	1-4	5	0	0	0	1	1	33	11
at North Carolina	21-21	6-10	3-5	1-2	0-3	3	7	1	2	2	0	36	16
Louisville	22-22	1-9	0-3	0-0	2-2	4	0	1	0	0	0	16	2
at NC State	DNP												
Wake Forest	DNP												
Pitt	DNP												
Florida State	DNP												
at Wake Forest	DNP												
Virginia Tech	DNP												
at Syracuse	DNP												
at Louisville	DNP												

ANDERSON'S CAREER STATISTICS

Year	G-GS	Min-Avg.	FG-FGA	Pct.	3FG-3FGA	Pct.	FT-FTA	Pct.	Off-Def.	Reb-Avg.	PF-DQ	Ast	TO	Blk	Stl	Pts-Avg
2012-13	35-17	841-24.0	89-212	.420	20-66	.303	68-89	.764	32-84	116-3.3	49-0	81	43	42	30	266-7.6
ACC	18-10	453-25.2	48-110	.436	9-29	.310	26-34	.765	16-46	62-3.4	29-0	41	20	21	13	131-7.3
2013-14	37-5	796-21.5	96-236	.407	30-102	.294	68-95	.716	26-94	120-3.2	58-1	54	51	28	13	290-7.8
ACC	18-0	381-21.2	49-120	.408	15-50	.300	37-51	.725	11-38	49-2.7	29-1	21	25	12	6	150-8.3
2014-15	22-22	647-29.4	97-202	.480	46-95	.484	54-67	.806	17-78	95-4.3	25-0	44	26	12	16	294-13.4
ACC	10-10	319-31.9	34-91	.374	18-49	.367	28-34	.824	7-31	38-3.8	11-0	23	9	7	9	114-11.4
CAREER	94-44	2284-24.3	282-650	.434	96-263	.365	190-251	.757	75-256	331-3.5	132-1	179	120	82	59	850-9.0
ACC	46-20	1153-25.1	131-321	.408	42-128	.328	91-119	.765	34-115	149-3.2	69-1	85	54	40	28	395-8.6



B.J. STITH

2

G • 6-5 • 205 • Freshman • Lawrenceville, Va. • Oak Hill Academy

FRESHMAN SEASON (2014-15)

STATS

• Averaging 1.3 points per game, appearing in 13 games

SEASON HIGHLIGHTS

- Made collegiate debut at James Madison and recorded two steals in eight minutes (11/14/14)
- Scored his first collegiate basket and shot 2-3 FGs in 12 minutes vs. Tennessee State (11/25/14)
- Had four points and two rebounds vs. Harvard (12/21/14)
- Made first career 3-pointer vs. Clemson (1/13/15)
- Had two points, two rebounds and two assists at Wake Forest (2/25/15)

DID YOU KNOW?

• Father, Bryant Stith, is Virginia's all-time leading scorer (2,516 points) and had a 10-year NBA career. He is currently an assistant coach at Old Dominion.

CAREER/SEASON HIGHS

SEASON/CAREER HIGH

Points	4, 2x - last vs. Harvard (12/21/14)
FGs	2, 2x - last vs. Harvard (12/21/14)
3FGs	1 vs. Clemson (1/13/15)
FTs	2 at Wake Forest (2/25/15)
Rebounds	2, 2x - last at Wake Forest (2/25/15)
Assists	2 at Wake Forest (2/25/15)
Turnovers	2, 2x - last at Wake Forest (2/25/15)
Blocks	-
Steals	-
Minutes	12 vs. Tennessee State (11/25/14)

2014-15 GAME-BY-GAME

Opponent	GP-GS	FG-FGA	3FG-3FGA	FT-FTA	Off-Def	Total	A	TO	Blk	Stl	PF	Min	Pts
at James Madison	1-0	0-0	0-0	0-0	0-1	1	0	2	0	0	0	8	0
Norfolk State	2-0	0-1	0-1	0-0	0-1	1	0	0	0	0	1	5	0
South Carolina State	3-0	0-0	0-0	0-0	0-1	1	0	1	0	0	0	5	0
George Washington	DNP												
Tennessee State	4-0	2-3	0-0	0-1	0-0	0	1	0	0	0	0	12	4
vs. La Salle	DNP												
vs. Rutgers	5-0	0-0	0-0	0-0	0-0	0	0	0	0	0	0	2	0
at Maryland	6-0	0-0	0-0	0-0	0-0	0	0	0	0	0	0	1	0
at VCU	DNP												
Cleveland State	7-0	0-0	0-0	0-0	0-0	0	0	0	0	0	0	1	0
Harvard	8-0	2-2	0-0	0-0	0-2	2	1	0	0	0	1	7	4
Davidson	DNP												
at Miami	DNP												
NC State	DNP												
at Notre Dame	DNP												
Clemson	9-0	1-2	1-1	0-0	0-0	0	0	0	0	0	0	5	3
at Boston College	10-0	0-0	0-0	0-0	0-0	0	0	0	0	0	0	1	0
Georgia Tech	11-0	0-2	0-2	0-0	0-1	1	0	0	0	0	0	5	0
at Virginia Tech	DNP												
Duke	DNP												
at North Carolina	DNP												
Louisville	DNP												
at NC State	DNP												
Wake Forest	DNP												
Pitt	DNP												
Florida State	DNP												
at Wake Forest	12-0	0-3	0-2	2-2	0-2	2	2	2	0	0	0	10	2
Virginia Tech	DNP												
at Syracuse	13-0	0-0	0-0	0-0	0-0	0	0	0	0	0	0	1	0
at Louisville	DNP												

STITH'S CAREER STATISTICS

Year	G-GS	Min-Avg.	FG-FGA	Pct.	3FG-3FGA	Pct.	FT-FTA	Pct.	Off-Def.	Reb-Avg.	PF-DQ	Ast	TO	Blk	Stl	Pts-Avg
2014-15	13-0	63-4.8	5-13	.385	1-6	.167	2-3	.667	0-8	8-0.6	2-0	4	3	0	2	13-1.0
ACC	5-0	22-4.4	1-7	.143	1-5	.200	2-2	1.000	0-3	3-0.6	0-0	2	2	0	0	5-1.0
CAREER	13-0	63-4.8	5-13	.385	1-6	.167	2-3	.667	0-8	8-0.6	2-0	4	3	0	2	13-1.0
ACC	5-0	22-4.4	1-7	.143	1-5	.200	2-2	1.000	0-3	3-0.6	0-0	2	2	0	0	5-1.0



MARIAL SHAYOK

4

G • 6-5 • 207 • Freshman • Ottawa, Ontario • Blair Academy (N.J.)

FRESHMAN SEASON (2014-15)

STATS

- Only Cavalier first-year to appear in all 30 games
- Averaging 3.6 points and 1.8 rebounds per game
- Shooting 37.8% from 3-point range

SEASON HIGHLIGHTS

- Scored six points off the bench in collegiate debut at James Madison (11/14/14)
- Scored eight points vs. Norfolk State (11/16/14)
- Had nine points, five rebounds and four assists at Maryland (12/3/14)
- Had seven points and four assists vs. Harvard (12/21/14)
- Had nine points and five rebounds at Miami (1/3/15)
- Had six points and four rebounds vs. Pitt (2/16/15)
- Had seven points and six rebounds vs. Florida State (2/22/15)
- Had seven points, five rebounds and four assists in first career start at Wake Forest (2/25/15)

DID YOU KNOW?

- Represented Canada at the 2012 U17 World Championships in Kaunas, Lithuania

CAREER/SEASON HIGHS

SEASON/CAREER HIGH


Points	9, 2x - last at Miami (1/3/15)
FGs	4 at Maryland (12/3/14)
3FGs	2, 2x - last at Miami (1/3/15)
FTs	3 vs. Florida State (2/22/15)
Rebounds	6 vs. Florida State (2/22/15)
Assists	4, 3x - last at Wake Forest (2/25/15)
Turnovers	3 vs. Florida State (2/22/15)
Blocks	2, 2x - last at Miami (1/3/15)
Steals	2, 6x - last at Wake Forest (2/25/15)
Minutes	31 at Miami (1/3/15)

2014-15 GAME-BY-GAME

Opponent	GP-GS	FG-FGA	3FG-3FGA	FT-FTA	Off-Def	Total	A	TO	Blk	Stl	PF	Min	Pts
at James Madison	1-0	2-5	0-0	2-3	0-0	3	0	1	2	0	0	21	6
Norfolk State	2-0	3-7	2-5	0-0	1-1	2	2	1	0	2	3	12	8
South Carolina State	3-0	1-5	1-3	0-0	0-2	2	1	2	1	0	1	17	3
George Washington	4-0	0-0	0-0	0-0	0-1	1	0	0	1	1	1	8	0
Tennessee State	5-0	3-9	1-3	0-0	1-1	2	1	0	0	2	0	17	7
vs. La Salle	6-0	0-0	0-0	0-0	0-1	1	1	0	0	0	1	12	0
vs. Rutgers	7-0	2-8	1-3	0-0	1-2	3	0	0	0	0	2	16	5
at Maryland	8-0	4-5	1-1	0-0	0-5	5	4	2	0	0	4	26	9
at VCU	9-0	0-0	0-0	0-0	0-0	0	1	1	0	0	0	5	0
Cleveland State	10-0	1-2	1-2	2-2	0-1	1	0	1	0	2	2	10	5
Harvard	11-0	3-3	1-1	0-0	1-1	2	4	2	0	0	1	22	7
Davidson	12-0	1-2	1-1	0-0	0-0	0	0	1	0	0	2	6	3
at Miami	13-0	3-6	2-4	1-2	0-5	5	3	0	2	2	1	31	9
NC State	14-0	1-3	0-1	0-0	0-1	1	2	1	1	2	1	17	2
at Notre Dame	15-0	3-5	1-2	0-0	0-0	0	0	0	0	0	3	18	7
Clemson	16-0	1-2	1-2	0-1	0-0	0	2	1	0	1	1	14	3
at Boston College	17-0	2-4	1-3	0-0	1-3	4	1	0	0	0	4	17	5
Georgia Tech	18-0	3-6	0-0	0-0	0-3	3	1	0	1	0	2	19	6
at Virginia Tech	19-0	0-5	0-2	0-0	0-1	2	0	0	1	0	0	19	0
Duke	20-0	0-1	0-1	0-0	0-0	0	0	1	0	1	0	7	0
at North Carolina	21-0	0-1	0-1	0-0	0-0	0	1	0	0	0	1	8	0
Louisville	22-0	0-0	0-0	0-0	0-0	0	0	0	0	1	2	4	0
at NC State	23-0	0-3	0-2	0-0	1-0	1	0	0	0	0	0	11	0
Wake Forest	24-0	0-2	0-0	0-0	0-1	1	0	0	0	0	0	8	0
Pitt	25-0	2-2	1-1	1-2	0-4	4	1	0	0	0	1	21	6
Florida State	26-0	2-4	0-1	3-6	0-6	6	0	3	0	1	3	24	7
at Wake Forest	27-1	3-8	1-2	0-0	1-4	5	4	1	1	2	0	26	7
Virginia Tech	28-1	0-0	0-0	0-0	0-0	0	0	0	0	0	2	1	0
at Syracuse	29-1	0-1	0-1	0-0	0-1	1	0	0	0	0	0	6	0
at Louisville	30-1	1-3	1-3	0-0	0-0	0	2	1	0	0	2	12	3

SHAYOK'S CAREER STATISTICS

Year	G-GS	Min-Avg.	FG-FGA	Pct.	3FG-3FGA	Pct.	FT-FTA	Pct.	Off-Def.	Reb-Avg.	PF-DQ	Ast	TO	Blk	Stl	Pts-Avg
2014-15	30-1	435-14.5	41-103	.398	17-45	.378	9-16	.563	8-47	55-1.8	42-0	31	19	10	17	108-3.6
ACC	18-1	263-14.6	21-56	.375	8-26	.308	5-11	.455	4-29	33-1.8	23-0	17	8	6	10	55-3.1
CAREER	30-1	435-14.5	41-103	.398	17-45	.378	9-16	.563	8-47	55-1.8	42-0	31	19	10	17	108-3.6
ACC	18-1	263-14.6	21-56	.375	8-26	.308	5-11	.455	4-29	33-1.8	23-0	17	8	6	10	55-3.1



DARION ATKINS

5

F • 6-8 • 241 • Senior • Clinton, Md. • Landon School

SENIOR SEASON (2014-15)

HONORS

- ACC Defensive Player of the Year (Media)
- All-ACC Defensive Team (Media)

STATS

- Only ACC player to lead his team in blocks (31) and steals (26) this season
- Averaging 7.6 points and 5.9 rebounds per game, both career highs
- Scored in double figures in six games (six double figure games in first three seasons)
- Ranks T-8th in UVa history with 97 career blocks

SEASON HIGHLIGHTS

- Pulled down 10 rebounds at James Madison (11/14/14)
- Scored nine points and shot a perfect 4-4 from the field vs. Norfolk State (11/16/14)
- Had 11 rebounds and three blocked shots vs. George Washington (11/21/14)
- Tied a career high of three steals to go with six points and six rebounds vs. La Salle (11/28/14)
- Missed the game at VCU (12/6/14) due to injury
- First career double-double (13 pts., 10 rebs.) vs. Davidson (12/30/14)
- Had eight points and a career-high 12 rebounds at Miami (1/3/15)
- Had 14 points and eight rebounds at Notre Dame (1/10/15)
- Had nine points, seven rebounds, and tied a career high with three steals vs. Louisville (2/7/15)
- Had nine points, six rebounds and four blocks vs. Pitt (2/16/15)
- Had 11 points and a career high four steals vs. Florida State (2/22/15)
- Had 10 points at Wake Forest (2/25/15)
- Had 16 points, six rebounds and three assists on his senior day vs. Virginia Tech (2/28/15)
- Had 10 points and seven rebounds at Louisville (3/7/15)

DID YOU KNOW?

- Celebrated senior day with two dunks in the final minute of his last game at John Paul Jones Arena against Virginia Tech (2/28/15)

CAREER/SEASON HIGHS


	CAREER HIGH	SEASON HIGH
Points	17 vs. Morgan State (12/19/12)	16 vs. Virginia Tech (2/28/15)
FGs	8 vs. Morgan State (12/19/12)	7, 2x - last vs. Virginia Tech (2/28/15)
3FGs	-	-
FTs	4, 2x - last at Georgia Tech (2/8/14)	3 at Virginia Tech (1/25/15)
Rebounds	12 at Miami (1/3/15)	12 at Miami (1/3/15)
Assists	3, 2x - last vs. Virginia Tech (2/28/15)	3 vs. Virginia Tech (2/28/15)
Turnovers	3, 3x - last at Syracuse (3/2/15)	3, 2x - last at Syracuse (3/2/15)
Blocks	5 vs. Northern Iowa (12/21/13)	4 vs. Pitt (2/16/15)
Steals	4 vs. Florida State (2/22/15)	4 vs. Florida State (2/22/15)
Minutes	36 vs. Green Bay (12/1/12)	34 vs. Virginia Tech (2/28/15)

2014-15 GAME-BY-GAME

Opponent	GP-GS	FG-FGA	3FG-3FGA	FT-FTA	Off-Def	Total	A	TO	Blk	Stl	PF	Min	Pts
at James Madison	1-0	3-7	0-0	1-2	3-7	10	1	1	1	0	3	29	7
Norfolk State	2-0	4-4	0-0	1-3	0-1	1	0	2	2	2	2	15	9
South Carolina State	3-1	4-8	0-0	0-0	3-4	7	1	2	1	0	0	18	8
George Washington	4-2	4-8	0-0	0-0	5-6	11	1	2	3	1	3	25	8
Tennessee State	5-3	2-3	0-0	0-1	1-2	3	1	1	1	1	1	12	4
vs. La Salle	6-4	3-5	0-0	0-0	2-4	6	1	3	2	3	4	28	6
vs. Rutgers	7-5	1-3	0-0	1-2	2-5	7	1	0	1	2	3	22	3
at Maryland	8-6	2-4	0-0	0-0	1-1	2	0	0	0	0	1	9	4
at VCU	DNP												
Cleveland State	9-6	1-2	0-0	1-2	1-4	5	1	2	1	0	1	16	3
Harvard	10-6	4-6	0-0	0-0	1-1	2	0	0	0	0	4	14	8
Davidson	11-6	6-8	0-0	1-2	6-4	10	1	0	0	0	1	18	13
at Miami	12-6	3-8	0-0	2-3	5-7	12	1	1	1	0	4	31	8
NC State	13-7	2-2	0-0	0-0	1-7	8	0	1	1	0	0	19	4
at Notre Dame	14-8	7-11	0-0	0-0	4-4	8	0	1	2	0	2	25	14
Clemson	15-9	2-7	0-1	2-4	1-5	6	1	0	0	0	1	27	6
at Boston College	16-10	4-8	0-0	0-0	1-4	5	0	1	2	0	2	24	8
Georgia Tech	17-11	2-6	0-0	1-2	3-5	8	0	0	0	0	2	21	5
at Virginia Tech	18-12	3-6	0-0	3-5	0-4	4	0	0	0	1	1	28	9
Duke	19-13	4-10	0-0	1-1	3-1	4	2	1	0	1	2	28	9
at North Carolina	20-14	3-7	0-0	0-0	0-2	2	0	1	2	2	2	32	6
Louisville	21-15	4-9	0-0	1-2	1-6	7	1	0	2	3	2	29	9
at NC State	22-16	1-5	0-0	0-0	2-4	6	1	2	1	0	1	23	2
Wake Forest	23-17	3-8	0-0	0-1	2-4	6	1	2	0	0	2	29	6
Pitt	24-18	4-9	0-0	1-2	1-5	6	0	0	4	0	2	30	9
Florida State	25-19	5-7	0-0	1-4	1-1	2	1	2	1	4	1	28	11
at Wake Forest	26-20	4-5	0-0	2-3	1-1	2	0	0	0	0	3	14	10
Virginia Tech	27-21	7-11	0-0	2-5	2-4	6	3	1	2	2	2	34	16
at Syracuse	28-22	3-6	0-0	0-0	4-5	9	0	3	0	2	3	26	6
at Louisville	29-23	5-8	0-0	0-1	3-4	7	0	1	1	2	0	31	10

ATKINS' CAREER STATISTICS

Year	G-GS	Min-Avg.	FG-FGA	Pct.	3FG-3FGA	Pct.	FT-FTA	Pct.	Off-Def.	Reb-Avg.	PF-DQ	Ast	TO	Blk	Stl	Pts-Avg
2011-12	27-0	275-10.2	25-43	.581	0-0	.000	11-19	.579	23-39	62-2.3	50-1	3	5	19	12	61-2.3
ACC	16-0	190-11.9	15-27	.556	0-0	.000	5-8	.625	14-25	39-2.4	36-1	2	3	14	8	35-2.2
2012-13	26-12	407-15.7	53-108	.491	0-0	.000	15-25	.600	28-53	81-3.1	41-1	9	22	28	11	121-4.7
ACC	9-3	94-9.4	5-18	.278	0-0	.000	4-4	1.000	4-14	18-1.8	10-0	1	4	6	1	14-1.4
2013-14	37-3	386-10.4	45-93	.484	0-0	.000	21-36	.583	34-48	82-2.2	47-0	11	25	19	6	111-3.0
ACC	18-0	150-8.3	19-38	.500	0-0	.000	9-13	.692	7-20	27-1.5	26-0	2	9	4	2	47-2.6
2014-15	29-23	685-23.6	100-191	.524	0-1	.000	21-45	.467	60-112	172-5.9	55-0	19	30	31	26	221-7.6
ACC	18-17	479-26.6	66-133	.496	0-1	.000	16-33	.485	35-73	108-6.0	32-0	11	17	19	17	148-8.2
CAREER	119-38	1753-14.7	223-435	.513	0-1	.000	68-125	.544	145-252	397-3.3	193-2	42	82	97	55	514-4.3
ACC	62-20	913-14.7	105-216	.486	0-1	.000	34-58	.586	60-132	192-3.1	104-1	16	33	43	28	244-3.9



MIKE TOBEY

10

C • 7-0 • 253 • Junior • Monroe, N.Y. • Blair Academy (N.J.)

JUNIOR SEASON (2014-15)

HONORS

- ACC Sixth Man of the Year (Coaches)

STATS

- Averaging 7.2 points and 5.2 rebounds per game, both career highs
- Scored in double figures in nine games
- Second on the team with 22 blocks

SEASON HIGHLIGHTS

- Recorded 10 points and seven rebounds and two blocks vs. Norfolk State (11/16/14)
- Recorded a career-high 16 rebounds and scored 13 points vs. Tennessee State (11/25/14)
- Had 14 points and six rebounds at Maryland (12/3/14)
- Had 15 points (6-7 FG) and 10 rebounds vs. Harvard (12/21/14)
- Had 14 points at Miami (1/3/15)
- Shot a perfect 4-4 from the field and had nine points in 13 minutes vs. Louisville (2/7/15)
- Had 11 points and nine rebounds at NC State (2/11/15)
- Had 10 points and eight rebounds at Syracuse (3/2/15)

DID YOU KNOW?

- Helped Team USA to the gold medal at the 2013 FIBA U19 World Championships in Prague, Czech Republic, where he was teammates with fellow ACC players Montrezl Harrell (Louisville), Jahliil Okafor (Duke), James Robinson (Pitt) and Justise Winslow (Duke)

CAREER/SEASON HIGHS

	CAREER HIGH	SEASON HIGH
Points	19 vs. Wofford (12/30/12)	15 vs. Harvard (12/21/14)
FGs	9 vs. Wofford (12/30/12)	6, 2x - last at Miami (1/3/15)
3FGs	1, 4x - last vs. Memphis (3/23/14)	-
FTs	7 vs. Seattle (11/17/12)	6 at Maryland (12/3/14)
Rebounds	16 vs. Tennessee State (11/25/14)	16 vs. Tennessee State (11/25/14)
Assists	2, 3x - last vs. Norfolk State (11/16/14)	2 vs. Norfolk State (11/16/14)
Turnovers	3, 6x - last at Va. Tech (1/25/15)	3, 2x - last at Va. Tech (1/25/15)
Blocks	4 vs. Notre Dame (2/22/14)	2, 6x - last at North Carolina (2/2/15)
Steals	2, 2x - last vs. Rutgers (11/29/14)	2 vs. Rutgers (11/29/14)
Minutes	33 at Miami (1/3/15)	33 at Miami (1/3/15)

2014-15 GAME-BY-GAME

Opponent	GP-GS	FG-FGA	3FG-3FGA	FT-FTA	Off-Def	Total	A	TO	Blk	Stl	PF	Min	Pts
at James Madison	1-1	2-3	0-0	2-3	2-4	6	1	3	2	1	5	15	6
Norfolk State	2-2	4-6	0-0	2-4	0-7	7	2	1	2	0	2	20	10
South Carolina State	3-2	4-7	0-0	2-2	3-2	5	0	0	1	0	2	16	10
George Washington	4-2	3-9	0-0	0-2	3-2	5	0	0	0	0	3	17	6
Tennessee State	5-2	5-9	0-0	3-3	4-12	16	1	0	0	0	1	18	13
vs. La Salle	6-2	3-5	0-0	1-3	2-2	4	0	1	1	1	4	13	7
vs. Rutgers	7-2	1-6	0-0	0-0	3-4	7	0	0	0	2	1	21	2
at Maryland	8-2	4-7	0-0	6-7	2-4	6	0	0	2	1	3	22	14
at VCU	9-3	4-6	0-0	0-0	4-4	8	1	2	0	0	2	25	8
Cleveland State	10-4	2-2	0-0	2-2	1-2	3	1	0	1	0	4	16	6
Harvard	11-5	6-7	0-0	3-3	1-9	10	1	1	2	0	1	22	15
Davidson	12-6	1-6	0-0	2-2	4-3	7	0	0	0	0	1	17	4
at Miami	13-7	6-9	0-0	2-2	2-4	6	0	0	1	0	2	33	14
NC State	14-7	4-7	0-1	3-4	3-2	5	0	0	1	0	1	24	11
at Notre Dame	15-7	4-7	0-0	0-0	2-5	7	0	0	1	0	0	16	8
Clemson	16-7	2-3	0-0	0-0	0-0	0	1	0	2	0	3	14	4
at Boston College	17-7	0-1	0-0	0-0	2-0	2	0	2	0	0	3	9	0
Georgia Tech	18-8	1-5	0-0	0-0	0-1	1	1	0	1	1	1	21	2
at Virginia Tech	19-8	2-4	0-0	0-0	2-0	2	0	3	0	0	1	13	4
Duke	20-8	3-10	0-0	2-3	4-1	5	0	0	0	1	1	18	8
at North Carolina	21-9	3-6	0-0	2-3	2-1	3	0	2	2	0	2	19	8
Louisville	22-10	4-4	0-0	1-2	2-2	4	0	0	0	0	4	13	9
at NC State	23-11	4-10	0-0	3-4	3-6	9	0	2	1	1	1	29	11
Wake Forest	24-11	3-4	0-0	2-2	1-1	2	0	0	0	0	2	14	8
Pitt	25-11	2-4	0-0	0-0	0-2	2	0	2	0	0	3	13	4
Florida State	26-11	0-3	0-0	3-4	1-4	5	1	0	0	0	0	13	3
at Wake Forest	27-11	3-5	0-0	1-1	1-3	4	1	2	1	1	2	21	7
Virginia Tech	28-11	0-3	0-0	0-0	2-0	2	0	1	1	0	2	4	0
at Syracuse	29-11	4-7	0-0	2-2	4-4	8	0	1	0	0	1	16	10
at Louisville	30-11	2-3	0-0	1-2	1-5	6	1	1	0	0	0	23	5

TOBEY'S CAREER STATISTICS

Year	G-GS	Min-Avg.	FG-FGA	Pct.	3FG-3FGA	Pct.	FT-FTA	Pct.	Off-Def.	Reb-Avg.	PF-DQ	Ast	TO	Blk	Stl	Pts-Avg
2012-13	30-2	416-13.9	87-164	.530	3-5	.600	27-34	.794	34-52	40-0	13	21	18	3		204-6.8
ACC	13-0	192-14.8	40-73	.548	1-1	1.000	7-9	.778	22-24	46-3.5	27-0	5	7	6	1	88-6.8
2013-14	37-28	668-18.1	99-206	.481	1-3	.333	38-56	.679	70-69	139-3.8	73-0	11	34	39	9	237-6.4
ACC	18-18	354-19.7	46-106	.434	0-1	.000	22-30	.733	35-27	62-3.4	43-0	9	17	20	3	114-6.3
2014-15	30-11	535-17.8	86-168	.512	0-1	.000	45-60	.750	61-96	157-5.2	58-1	12	24	22	9	217-7.2
ACC	18-5	313-17.4	47-95	.495	0-1	.000	22-29	.759	32-41	73-4.1	29-0	5	16	11	4	116-6.4
CAREER	97-41	1619-16.7	272-538	.506	4-9	.444	110-150	.733	165-217	382-3.9	171-1	36	79	79	21	658-6.8
ACC	49-23	859-17.5	133-274	.485	1-3	.333	51-68	.750	89-92	181-3.7	99-0	19	40	37	8	318-6.5



EVAN NOLTE

11

F • 6-8 • 224 • Junior • Milton, Ga. • Milton

JUNIOR SEASON (2014-15)

STATS

- Averaging 2.9 points and 1.4 rebounds per game
- Shot 46.7% (7-15) from 3-point range over the final four games of the regular season
- Has a four-game 3-point field goal streak

SEASON HIGHLIGHTS

- Has started the last eight games in place of Justin Anderson
- Contributed five points and two boards off the bench vs. Norfolk State (11/16/14)
- Recorded four defensive rebounds in 16 minutes of play vs. Tennessee State (11/25/14)
- Had eight points (3-4 FG, 2-3 3FG) vs. Cleveland State (12/18/14)
- Scored nine points (4-6 FG) vs. Harvard (12/21/14)
- Had five points vs. Georgia Tech (1/22/15)
- Had three points in first start of the season at NC State (2/11/15)
- Scored six points vs. Wake Forest (2/14/15)
- Had eight points and six rebounds at Wake Forest (2/25/15)
- Had six points (2-3 3FG) at Syracuse (3/2/15)
- Had six points (2-4 3FG) at Louisville (3/7/15)

DID YOU KNOW?

- Brother, Connor, played basketball at Georgia

CAREER/SEASON HIGHS


	CAREER HIGH	SEASON HIGH
Points	18 at Virginia Tech (1/24/13)	9 vs. Harvard (12/21/14)
FGs	6 at Virginia Tech (1/24/13)	4 vs. Harvard (12/21/14)
3FGs	5 at Virginia Tech (1/24/13)	2, 5x - last at Louisville (3/7/15)
FTs	4, 3x - last vs. Memphis (3/23/14)	2, 2x - last vs. Davidson (12/30/14)
Rebounds	7 vs. Florida State (1/19/13)	6 at Wake Forest (2/25/15)
Assists	3, 5x - last vs. Navy (11/19/13)	2, 4x - last at Syracuse (3/2/15)
Turnovers	3 vs. North Texas (11/20/12)	2 vs. Clemson (1/13/15)
Blocks	2, 3x - last vs. Clemson (2/7/13)	1, 4x - last at Wake Forest (2/25/15)
Steals	4 at Virginia Tech (1/24/13)	2, 2x - last at Syracuse (3/2/15)
Minutes	35 at Louisville (3/7/15)	35 at Louisville (3/7/15)

2014-15 GAME-BY-GAME

Opponent	GP-GS	FG-FGA	3FG-3FGA	FT-FTA	Off-Def	Total	A	TO	Blk	Stl	PF	Min	Pts
at James Madison	DNP												
Norfolk State	1-0	1-3	1-3	2-2	2-0	2	0	0	0	1	1	11	5
South Carolina State	2-0	1-2	0-1	0-0	0-1	1	2	0	0	0	0	18	2
George Washington	3-0	0-2	0-2	0-0	0-0	0	0	0	0	1	0	12	0
Tennessee State	4-0	1-5	0-3	0-0	0-4	4	2	0	0	0	2	16	2
vs. La Salle	5-0	1-2	0-1	0-0	1-1	2	0	1	0	0	0	11	2
vs. Rutgers	6-0	0-2	0-2	0-0	0-2	2	0	0	0	1	0	10	0
at Maryland	7-0	1-5	1-5	1-2	0-0	0	0	1	1	1	3	23	4
at VCU	8-0	1-3	1-2	1-2	0-1	1	0	1	0	1	1	18	4
Cleveland State	9-0	3-4	2-3	0-0	0-2	2	1	0	1	0	3	15	8
Harvard	10-0	4-6	1-3	0-0	1-2	3	0	0	0	1	2	14	9
Davidson	11-0	0-3	0-3	2-2	0-2	2	1	0	0	1	2	17	2
at Miami	12-0	1-1	0-0	0-2	0-1	1	1	0	0	0	4	10	2
NC State	13-0	0-1	0-1	0-0	0-1	1	0	0	0	0	0	6	0
at Notre Dame	14-0	0-0	0-0	0-0	0-1	1	1	1	0	0	0	9	0
Clemson	15-0	0-2	0-2	0-0	0-1	1	0	2	0	0	3	11	0
at Boston College	16-0	0-1	0-1	0-0	0-0	0	1	0	0	0	1	10	0
Georgia Tech	17-0	2-2	1-1	0-0	0-2	2	1	0	0	0	0	6	5
at Virginia Tech	18-0	0-1	0-1	0-0	0-0	0	0	1	0	0	0	3	0
Duke	19-0	0-0	0-0	0-0	0-1	1	0	0	0	0	0	4	0
at North Carolina	20-0	0-1	0-1	0-0	0-0	0	0	0	0	0	0	3	0
Louisville	21-0	1-2	1-2	0-0	0-1	1	0	0	0	0	1	24	3
at NC State	22-1	1-2	1-2	0-0	0-0	0	1	0	1	1	2	24	3
Wake Forest	23-2	2-4	2-4	0-0	0-0	0	1	1	0	0	1	30	6
Pitt	24-3	0-6	0-5	0-0	1-0	1	1	1	0	1	2	28	0
Florida State	25-4	1-4	0-3	0-2	2	2	0	0	2	1	29	2	
at Wake Forest	26-5	3-6	2-4	0-0	0-6	6	1	1	1	1	2	30	8
Virginia Tech	27-6	1-5	1-4	2-2	0-2	2	2	1	0	0	2	33	5
at Syracuse	28-7	2-4	2-3	0-0	0-3	3	2	0	0	2	2	31	6
at Louisville	29-7	2-5	2-4	0-0	0-1	1	1	1	0	0	3	35	6

NOLTE'S CAREER STATISTICS

Year	G-GS	Min-Avg.	FG-FGA	Pct.	3FG-3FGA	Pct.	FT-FTA	Pct.	Off-Def.	Reb-Avg.	PF-DQ	Ast	TO	Blk	Stl	Pts-Avg
2012-13	35-8	694-19.8	65-157	.414	42-108	.389	26-33	.788	21-63	84-2.4	78-2	36	21	16	27	198-5.7
ACC	18-5	368-20.4	33-89	.371	25-69	.362	9-13	.692	11-33	44-2.6	42-1	13	9	10	13	100-5.6
2013-14	32-0	297-9.3	26-66	.394	17-51	.333	19-26	.731	7-20	27-0.8	27-0	8	10	3	7	88-2.8
ACC	15-0	137-9.1	12-33	.364	8-26	.308	3-7	.429	4-10	14-0.9	10-0	4	4	2	1	35-2.3
2014-15	29-8	491-16.9	29-84	.345	18-66	.273	8-14	.571	5-37	42-1.4	38-0	19	12	4	14	84-2.9
ACC	18-8	326-18.1	16-47	.340	12-38	.316	2-6	.333	1-22	23-1.3	24-0	13	9	2	7	46-2.6
CAREER	96-16	1482-15.4	120-307	.391	77-225	.342	53-73	.726	33-120	153-1.6	143-2	63	43	23	48	370-3.9
ACC	51-13	831-16.3	61-169	.361	45-133	.338	14-26	.538	16-65	81-1.6	76-1	30	22	14	21	181-3.5



ANTHONY GILL

13

F • 6-8 • 230 • R-Junior • High Point, N.C. • Charlotte Christian [South Carolina]

JUNIOR SEASON (2014-15)

HONORS

- All-ACC Third Team (Media)
- All-ACC Defensive Team (Coaches)
- USBWA Oscar Robertson Trophy Midseason Watch List
- MVP of Barclays Center Classic

STATS

- Leads Virginia in rebounding (6.7 rpg), field goal percentage (59.3%) and double-doubles (3)
- Scored in double figures in eight of the last 10 games (nine points in other two)

SEASON HIGHLIGHTS

- Scored 15 points on 6-8 shooting at James Madison (11/14/14)
- Had 16 points (6-6 FGs) and nine rebounds vs. Tennessee State (11/25/14)
- Recorded first career double-double with 16 points and 10 rebounds vs. La Salle (11/28/14)
- Named MVP of Barclays Center Classic after averaging 14.5 points and 7.5 rebounds wins over La Salle and Rutgers
- Had 18 points and eight rebounds in a career-high 36 minutes at VCU (12/6/14)
- Had career highs of 25 points (11-16 FGs) and 13 rebounds vs. Davidson (12/30/14)
- Recorded a double-double with 11 points and 10 rebounds at Boston College (1/17/15)
- Had 13 points and seven rebounds at North Carolina (2/2/15)
- Had 19 points and six rebounds vs. Wake Forest (2/14/15)
- Had 13 points and nine rebounds vs. Florida State (2/22/15)
- Had 16 points (6-8 FG, 4-5 FT) vs. Virginia Tech (2/28/15)
- Had 17 points (8-11 FG) and nine rebounds at Syracuse (3/2/15)

DID YOU KNOW?

- Was a high school teammate at Charlotte Christian of former Cavalier standout Akil Mitchell, who is now playing with the Rio Grande Valley Vipers of the NBA D-League

CAREER/SEASON HIGHS

	CAREER HIGH	SEASON HIGH
Points	25 vs. Davidson (12/30/14)	25 vs. Davidson (12/30/14)
FGs	11 vs. Davidson (12/30/14)	11 vs. Davidson (12/30/14)
3FGs	2, 3x - last vs. Kentucky (2/4/12)*	-
FTs	10 vs. Duke (3/16/14)	7 vs. Florida State (2/22/15)
Rebounds	13 vs. Davidson (12/30/14)	13 vs. Davidson (12/30/14)
Assists	3, 3x - last vs. Notre Dame (2/23/14)	2, 5x - last at NC State (2/11/15)
Turnovers	5, 2x - last at Syracuse (3/2/15)	5 at Syracuse (3/2/15)
Blocks	3 vs. Norfolk State (11/16/14)	3 vs. Norfolk State (11/16/14)
Steals	3, 2x - last vs. La Salle (11/28/14)	3 vs. La Salle (11/28/14)
Minutes	36 at VCU (12/6/14)	36 at VCU (12/6/14)

* denotes at South Carolina

2014-15 GAME-BY-GAME

Opponent	GP-GS	FG-FGA	3FG-3FGA	FT-FTA	Off-Def	Total	A	TO	Blk	Stl	PF	Min	Pts
at James Madison	1-1	6-8	0-0	3-3	0-1	1	0	3	0	1	3	16	15
Norfolk State	2-2	3-7	0-0	3-4	3-5	8	1	1	3	0	0	22	9
South Carolina State	3-3	4-7	0-0	3-3	3-5	8	1	1	0	1	1	22	11
George Washington	4-4	3-7	0-1	2-2	2-2	4	1	1	1	1	0	27	8
Tennessee State	5-5	6-6	0-0	4-6	5-4	9	2	0	2	1	0	19	16
vs. La Salle	6-6	5-9	0-0	6-8	3-7	10	0	0	0	3	4	34	16
vs. Rutgers	7-7	4-5	0-0	5-6	2-3	5	1	0	1	2	3	30	13
at Maryland	8-8	4-6	0-0	3-5	2-4	6	0	1	0	1	4	22	11
at VCU	9-9	7-9	0-0	4-6	1-7	8	1	0	0	0	0	36	18
Cleveland State	10-10	4-10	0-0	5-9	5-3	8	1	0	0	1	0	29	13
Harvard	11-11	1-3	0-0	1-2	1-5	6	0	0	1	0	4	14	3
Davidson	12-12	11-16	0-0	3-5	6-7	13	2	1	1	1	2	34	25
at Miami	13-13	1-6	0-0	4-8	2-4	6	2	3	0	0	1	25	6
NC State	14-14	4-9	0-0	4-4	4-3	7	1	1	0	0	2	32	12
at Notre Dame	15-15	2-5	0-0	0-0	1-1	2	0	0	0	0	1	15	4
Clemson	16-16	4-6	0-0	0-0	2-2	4	0	1	0	1	4	17	8
at Boston College	17-17	4-7	0-0	3-4	5-5	10	1	1	0	1	1	26	11
Georgia Tech	18-17	2-6	0-0	3-4	1-5	6	0	0	0	1	3	16	7
at Virginia Tech	19-18	3-7	0-0	2-2	5-2	7	0	2	0	0	4	17	8
Duke	20-19	2-5	0-0	0-0	0-2	2	2	1	0	0	3	19	4
at North Carolina	21-19	6-8	0-0	1-3	3-4	7	1	0	1	1	1	27	13
Louisville	22-19	3-5	0-0	4-6	3-5	8	0	0	0	1	1	28	10
at NC State	23-19	3-6	0-0	3-8	6-5	11	2	1	0	0	2	24	9
Wake Forest	24-20	7-10	0-0	5-8	2-4	6	0	2	1	1	2	31	19
Pitt	25-21	3-7	0-0	6-8	4-2	6	1	2	0	0	3	26	12
Florida State	26-22	3-5	0-0	7-11	4-5	9	1	2	0	2	1	31	13
at Wake Forest	27-23	5-7	0-0	1-3	4-3	7	1	2	2	0	2	21	11
Virginia Tech	28-24	6-8	0-0	4-5	2-3	5	1	1	1	1	2	29	16
at Syracuse	29-25	8-11	0-0	1-1	7-2	9	0	5	0	1	3	34	17
at Louisville	30-26	4-5	0-0	1-3	1-1	2	1	2	0	2	4	23	9

GILL'S CAREER STATISTICS (AT SOUTH CAROLINA)

Year	G-GS	Min-Avg.	FG-FGA	Pct.	3FG-3FGA	Pct.	FT-FTA	Pct.	Off-Def.	Reb-Avg.	PF-DQ	Ast	TO	Blk	Stl	Pts-Avg
2011-12	31-26	784-25.3	86-190	.453	11-28	.393	53-82	.646	60-86	146-4.7	79-2	35	50	10	17	236-7.6
SEC	16-11	440-27.5	43-108	.398	5-18	.278	25-42	.595	35-40	75-4.7	42-1	14	23	5	11	116-7.3

GILL'S CAREER STATISTICS (AT VIRGINIA)

Year	G-GS	Min-Avg.	FG-FGA	Pct.	3FG-3FGA	Pct.	FT-FTA	Pct.	Off-Def.	Reb-Avg.	PF-DQ	Ast	TO	Blk	Stl	Pts-Avg
2013-14	37-6	733-19.8	111-189	.587	0-0	.000	96-153	.627	49-99	148-4.0	77-0	16	41	20	11	318-8.6
ACC	18-0	351-19.5	44-81	.543	0-0	.000	44-75	.587	27-40	67-3.7	42-0	8	14	8	5	132-7.3
2014-15	30-26	746-24.9	128-216	.593	0-1	.000	91-137	.664	89-111	200-6.7	62-0	26	37	14	22	347-11.6
ACC	18-14	441-24.5	70-123	.569	0-0	.000	49-78	.628	56-58	114-6.3	40-0	14	26	5	12	189-10.5
CAREER	67-32	1479-22.1	239-405	.590	0-1	.000	187-290	.645	138-210	348-5.2	139-0	42	78	34	33	665-9.9
ACC	36-14	792-22.0	114-204	.559	0-0	.000	93-153	.608	83-98	181-5.0	82-0	22	40	13	17	321-8.9



MALCOLM BROGDON 15

G • 6-5 • 215 • R-Junior • Atlanta, Ga. • Greater Atlanta Christian

JUNIOR SEASON (2014-15)

HONORS

- All-ACC First Team (Media and Coaches)
- ACC Co-Defensive Player of the Year (Coaches)
- All-ACC Defensive Team (Media and Coaches)
- USBWA All-District 3 Team
- Allstate NABC Good Works Team
- Naismith Trophy Midseason 30 List
- Finalist for Naismith Jerry West Award (best shooting guard)
- Finalist for USBWA Oscar Robertson Player of the Year Award
- Finalist for John Wooden Award
- Preseason All-ACC

STATS

- Only Cavalier to start every game this season
- Leads the team in scoring (13.7 ppg) and free throw percentage (86.0%)
- Led the ACC at 89.7% free throw percentage in conference games
- Scored in double figures in 15 of 18 conference games

SEASON HIGHLIGHTS

- Tallied a season-high 20 points on 5-10 shooting (2-2 3FG) vs. La Salle (11/28/14)
- Score a team-high 18 points at Maryland (12/3/14)
- Had 15 points and four assists at VCU (12/6/14)
- Had 15 points, six rebounds and six assists vs. Harvard (12/21/14)
- Had 16 points (12-12 FTs) vs. Davidson (12/30/14)
- Game-high 16 points (6-9 FG, 3-3 3FG) vs. Clemson (1/13/15)
- Had game-high 20 points and also added five rebounds at Boston College (1/17/15)
- Had 17 points and six rebounds vs. Duke (1/31/15)
- Had 17 points at North Carolina (2/2/15)
- Scored a game-high 15 points at NC State (2/11/15)
- Had 18 points vs. Pitt (2/16/15) as he reached the 1,000 career-point mark
- Had 19 points and eight rebounds vs. Virginia Tech (2/28/15)
- Had 17 points and tied a career high with four 3-pointers at Louisville (3/7/15)

DID YOU KNOW?

- Missed the entire 2012-13 season after having foot surgery in March 2012

CAREER/SEASON HIGHS

	CAREER HIGH	SEASON HIGH
Points	23 vs. Duke (3/16/14)	20, 2x - last at BC (1/17/15)
FGs	7, 5x - last vs. Duke (1/31/15)	7, 2x - last vs. Duke (1/31/15)
3FGs	4, 2x - last at Louisville (3/7/15)	4 at Louisville (3/7/15)
FTs	12 vs. Davidson (12/30/14)	12 vs. Davidson (12/30/14)
Rebounds	11, 2x - last at Georgia Tech (2/8/14)	9 vs. Wake Forest (2/14/15)
Assists	7, 2x - last at Maryland (3/9/14)	6 vs. Harvard (12/21/14)
Turnovers	7 at Syracuse (3/2/15)	7 at Syracuse (3/2/15)
Blocks	2, 2x - last vs. GW (11/21/14)	2 vs. George Washington (11/21/14)
Steals	5 at Notre Dame (1/28/14)	4 vs. Wake Forest (2/14/15)
Minutes	38, 5x - last at Syracuse (3/2/15)	38, 3x - last at Syracuse (3/2/15)

2014-15 GAME-BY-GAME

Opponent	GP-GS	FG-FGA	3FG-3FGA	FT-FTA	Off-Def	Total	A	TO	Blk	Stl	PF	Min	Pts
at James Madison	1-1	5-9	0-1	4-4	1-2	3	4	1	0	0	1	29	14
Norfolk State	2-2	2-7	2-3	0-0	0-3	3	3	0	1	0	0	26	6
South Carolina State	3-3	7-11	0-2	3-4	0-4	4	3	1	1	1	1	23	17
George Washington	4-4	5-13	0-2	5-7	0-5	5	2	2	2	0	1	35	15
Tennessee State	5-5	1-6	0-4	0-1	1-0	1	3	0	0	0	1	18	2
vs. La Salle	6-6	5-10	2-2	8-9	0-5	5	3	0	0	0	2	37	20
vs. Rutgers	7-7	3-12	0-5	0-0	1-3	4	2	5	0	1	1	29	6
at Maryland	8-8	6-10	2-3	4-6	1-2	3	2	2	1	0	3	31	18
at VCU	9-9	6-9	2-4	1-2	0-3	3	4	5	0	1	2	34	15
Cleveland State	10-10	4-9	0-2	8-9	0-2	2	2	0	0	0	0	31	16
Harvard	11-11	6-9	2-3	1-2	1-5	6	6	1	1	1	2	28	15
Davidson	12-12	2-10	0-2	12-12	1-3	4	1	1	1	1	4	34	16
at Miami	13-13	3-8	1-3	1-1	0-2	2	1	2	1	0	5	26	8
NC State	14-14	6-16	2-6	0-0	1-3	4	2	2	0	2	3	34	14
at Notre Dame	15-15	4-8	1-2	4-4	0-3	3	4	1	0	0	2	37	13
Clemson	16-16	6-9	3-3	1-1	0-2	2	3	0	1	0	0	28	16
at Boston College	17-17	5-10	3-6	7-8	0-5	5	2	0	0	0	3	30	20
Georgia Tech	18-18	6-8	1-2	0-0	1-3	4	4	2	0	1	1	30	13
at Virginia Tech	19-19	3-10	2-5	0-0	0-3	3	0	2	0	1	2	37	8
Duke	20-20	7-15	1-4	2-2	1-5	6	2	1	0	0	1	37	17
at North Carolina	21-21	5-13	1-2	6-6	1-2	3	3	2	0	2	4	36	17
Louisville	22-22	3-13	1-6	8-10	0-3	3	1	0	1	1	2	38	15
at NC State	23-23	5-13	0-3	5-6	1-3	4	3	2	1	0	4	38	15
Wake Forest	24-24	5-14	0-4	1-1	0-9	9	5	2	1	4	3	37	11
Pitt	25-25	5-10	2-2	6-6	0-4	4	2	1	0	2	1	35	18
Florida State	26-26	5-9	0-3	0-0	1-3	4	2	2	1	0	0	35	10
at Wake Forest	27-27	4-12	0-3	1-1	1-4	5	4	2	0	1	0	27	9
Virginia Tech	28-28	5-12	2-5	7-8	0-8	8	1	1	1	0	4	36	19
at Syracuse	29-29	4-11	2-6	0-0	0-1	1	1	7	0	1	3	38	10
at Louisville	30-30	5-13	4-8	3-4	1-5	6	2	3	0	2	2	36	17

BROGDON'S CAREER STATISTICS

Year	G-GS	Min-Avg.	FG-FGA	Pct.	3FG-3FGA	Pct.	FT-FTA	Pct.	Off-Def.	Reb-Avg.	PF-DQ	Ast	TO	Blk	Stl	Pts-Avg
2011-12	28-1	626-22.4	63-159	.396	22-68	.324	40-50	.800	14-64	78-2.8	38-0	38	44	3	14	188-6.7
ACC	14-1	333-23.8	35-80	.438	10-32	.313	11-15	.733	7-27	34-2.4	20-0	14	19	1	9	91-6.5
2012-13	Redshirt season															
ACC																
2013-14	37-37	1163-31.4	150-363	.413	44-119	.370	126-144	.875	33-168	201-5.4	71-0	101	53	5	44	470-12.7
ACC	18-18	600-33.3	87-195	.446	22-53	.415	71-80	.888	22-82	104-5.8	33-0	58	17	2	23	267-14.8
2014-15	30-30	970-32.3	138-319	.433	36-106	.340	98-114	.860	14-105	119-4.0	58-1	77	50	14	22	410-13.7
ACC	18-18	615-34.2	86-204	.422	26-73	.356	52-58	.897	8-68	76-4.2	40-1	42	32	7	17	250-13.9
CAREER	95-68	2759-29.0	351-841	.417	102-293	.348	264-308	.857	61-337	398-4.2	167-1	216	147	22	80	1068-11.2
ACC	50-37	1548-31.0	208-479	.434	58-158	.367	134-153	.876	37-177	214-4.3	93-1	114	68	10	49	608-12.2



ISAIAH WILKINS

21

F • 6-7 • 224 • Freshman • Lilburn, Ga. • Greater Atlanta Christian

FRESHMAN SEASON (2014-15)

STATS

- Averaging 1.6 points and 2.6 rebounds per game
- Third on the team in blocks (17)

SEASON HIGHLIGHTS

- Made collegiate debut at James Madison and scored eight points while recording five rebounds, three assists, and two blocks (11/14/14)
- Recorded eight rebounds in 13 minutes of action vs. South Carolina State (11/18/14)
- Had three points vs. Cleveland State (12/18/14)
- Had four rebounds in ACC debut at Notre Dame (1/10/15)
- Had five points (including his first career 3-pointer) vs. Clemson (1/13/15)
- Had six points and four rebounds at Boston College (1/17/15)
- Had seven points and five rebounds vs. Duke (1/31/15)
- Had two points, nine rebounds and three blocks at Wake Forest (2/25/15)

DID YOU KNOW?

- Stepfather is NBA Hall of Famer Dominique Wilkins, who earlier this month had a statue unveiled outside of Philips Arena in Atlanta

CAREER/SEASON HIGHS

SEASON/CAREER HIGH

Points	8 at James Madison (11/14/14)
FGs	3, 3x - last vs. Duke (1/31/15)
3FGs	1, 2x - last vs. Georgia Tech (1/22/15)
FTs	2 at James Madison (11/14/14)
Rebounds	9 at Wake Forest (2/25/15)
Assists	3 at James Madison (11/14/14)
Turnovers	2, 3x - last at Boston College (1/17/15)
Blocks	3, 2x - last at Wake Forest (2/25/15)
Steals	2 at James Madison (11/14/14)
Minutes	23 at Wake Forest (2/25/15)

2014-15 GAME-BY-GAME

Opponent	GP-GS	FG-FGA	3FG-3FGA	FT-FTA	Off-Def	Total	A	TO	Blk	Stl	PF	Min	Pts
at James Madison	1-0	3-4	0-0	2-2	2-3	5	3	2	2	2	3	19	8
Norfolk State	2-0	0-1	0-0	0-0	1-2	3	1	1	3	1	0	13	0
South Carolina State	3-0	0-3	0-0	1-2	3-5	8	0	1	1	0	0	13	1
George Washington	4-0	0-0	0-0	0-0	0-2	2	0	0	0	0	0	4	0
Tennessee State	5-0	0-1	0-0	0-0	1-3	4	0	2	1	0	2	10	0
vs. La Salle	DNP												
vs. Rutgers	6-0	0-1	0-0	0-0	0-2	2	0	1	0	0	0	6	0
at Maryland	7-0	0-1	0-0	0-0	0-0	0	0	0	0	0	4	5	0
at VCU	DNP												
Cleveland State	8-0	1-2	0-0	1-2	0-1	1	0	0	1	0	1	2	3
Harvard	9-0	1-4	0-0	0-0	1-3	4	1	0	1	0	0	12	2
Davidson	DNP												
at Miami	DNP												
NC State	DNP												
at Notre Dame	10-0	0-1	0-0	0-0	0-4	4	0	1	0	0	2	14	0
Clemson	11-0	2-3	1-1	0-0	0-2	2	1	0	0	0	2	11	5
at Boston College	12-0	3-5	0-0	0-0	3-1	4	0	2	0	0	0	13	6
Georgia Tech	13-0	2-3	1-1	0-0	0-0	0	0	0	0	0	1	13	5
at Virginia Tech	14-0	0-0	0-0	0-0	1-1	2	2	1	1	0	1	9	0
Duke	15-0	3-5	0-0	1-2	3-2	5	0	1	1	0	1	14	7
at North Carolina	16-0	0-0	0-0	0-0	0-0	0	0	0	0	0	0	2	0
Louisville	17-0	0-1	0-0	0-0	0-1	1	1	0	0	0	0	10	0
at NC State	18-0	0-0	0-0	0-0	0-2	2	0	1	1	0	0	5	0
Wake Forest	19-0	0-0	0-0	0-0	0-0	0	0	0	0	0	1	4	0
Pitt	20-0	1-2	0-0	0-0	0-2	2	0	0	0	0	1	10	2
Florida State	21-0	0-1	0-0	0-0	0-1	1	0	0	1	1	1	8	0
at Wake Forest	22-0	1-4	0-1	0-0	2-7	9	1	1	3	1	2	23	2
Virginia Tech	23-0	0-1	0-0	0-1	1-1	2	1	0	1	0	0	12	0
at Syracuse	24-0	0-0	0-0	0-0	0-0	0	0	0	0	0	0	4	0
at Louisville	25-0	0-1	0-0	0-0	0-1	1	0	0	0	0	0	3	0

WILKINS' CAREER STATISTICS

Year	G-GS	Min-Avg.	FG-FGA	Pct.	3FG-3FGA	Pct.	FT-FTA	Pct.	Off-Def.	Reb-Avg.	PF-DQ	Ast	TO	Blk	Stl	Pts-Avg
2014-15	25-0	239-9.6	17-44	.386	2-3	.667	5-9	.556	18-46	64-2.6	22-0	11	14	17	5	41-1.6
ACC	16-0	155-9.7	12-27	.444	2-3	.667	1-3	.333	10-25	35-2.2	12-0	6	7	8	2	27-1.7
CAREER	25-0	239-9.6	17-44	.386	2-3	.667	5-9	.556	18-46	64-2.6	22-0	11	14	17	5	41-1.6
ACC	16-0	155-9.7	12-27	.444	2-3	.667	1-3	.333	10-25	35-2.2	12-0	6	7	8	2	27-1.7



LONDON PERRANTES 32

G • 6-2 • 191 • Sophomore • Los Angeles, Calif. • Crespi Carmelite

SOPHOMORE SEASON (2014-15)

HONORS

- All-ACC Honorable Mention (Media)

STATS

- Leads the team in assists (131) and third in free throw percentage (.800)
- Ranks fourth in the ACC in assists (4.68 apg) and second in assist/turnover ratio (3.12)
- All six of his double figure games this season (and 10 of 11 in his career) have come against ACC opponents

SEASON HIGHLIGHTS

- Missed one game (at Wake Forest) after suffering a broken nose and mild concussion in a collision with teammate Malcolm Brogdon vs. Florida State (Feb. 22)
- Shot 2-3 3FGs and added four assists vs. Norfolk State (11/16/14)
- Recorded three assists with no turnovers vs. George Washington (11/21/14)
- Recorded four assists with no turnovers vs. Rutgers (11/29/14)
- Had seven assists and no turnovers at Maryland (12/3/14)
- Had six points and tied a career high with nine assists at VCU (12/6/14)
- Had a career-high 26 points (including career highs of five 3-pointers and 11 free throws), along with eight assists, at Miami (1/3/15)
- Had eight points and six assists at Boston College (1/17/15)
- Had six points, five rebounds and seven assists at Virginia Tech (1/25/15)
- Had 15 points and six assists at North Carolina (2/2/15)
- Had 11 points vs. Wake Forest (2/14/15)
- Had 10 points and six assists vs. Pitt (2/16/15)
- Had 11 points (4-4 FG, 3-3 3FG) and six assists vs. Virginia Tech (2/28/15)
- Had first career double-double (10 points, 10 assists) at Syracuse (3/2/15)

DID YOU KNOW?

- Was a high school quarterback before focusing solely on basketball

CAREER/SEASON HIGHS

	CAREER HIGH	SEASON HIGH
Points	26 at Miami (1/3/15)	26 at Miami (1/3/15)
FGs	6 at North Carolina (2/2/15)	6 at North Carolina (2/2/15)
3FGs	5 at Miami (1/3/15)	5 at Miami (1/3/15)
FTs	11 at Miami (1/3/15)	11 at Miami (1/3/15)
Rebounds	6, 2x - last at NC State (2/11/15)	6 at NC State (2/11/15)
Assists	10 at Syracuse (3/2/15)	10 at Syracuse (3/2/15)
Turnovers	4, 5x - last at Louisville (3/7/15)	4, 2x - last at Louisville (3/7/15)
Blocks	1, 10x - last at Louisville (3/7/15)	1, 6x - last at Louisville (3/7/15)
Steals	3, 2x - last at Syracuse (3/2/15)	3 at Syracuse (3/2/15)
Minutes	45 at Miami (1/3/15)	45 at Miami (1/3/15)

2014-15 GAME-BY-GAME

Opponent	GP-GS	FG-FGA	3FG-3FGA	FT-FTA	Off-Def	Total	A	TO	Blk	Stl	PF	Min	Pts
at James Madison	DNP												
Norfolk State	1-1	2-4	2-3	1-2	0-2	2	4	0	0	1	1	28	7
South Carolina State	2-2	1-2	1-2	0-0	0-1	1	0	2	0	0	2	25	3
George Washington	3-3	1-4	1-3	1-2	0-2	2	3	0	0	0	1	37	4
Tennessee State	4-4	0-2	0-2	2-2	0-0	0	2	1	0	0	0	20	2
vs. La Salle	5-5	1-4	1-2	2-2	0-2	2	3	4	0	0	4	36	5
vs. Rutgers	6-6	0-5	0-3	0-0	0-3	3	4	0	0	0	0	34	0
at Maryland	7-7	0-1	0-1	0-0	0-4	4	7	0	0	0	4	29	0
at VCU	8-8	3-6	0-1	0-0	0-3	3	9	3	0	2	0	35	6
Cleveland State	9-9	0-2	0-1	0-0	0-2	2	5	2	1	1	0	35	0
Harvard	10-10	0-3	0-1	2-2	0-0	0	2	1	0	1	0	23	2
Davidson	11-11	1-7	0-2	3-3	0-0	0	7	2	0	1	0	39	5
at Miami	12-12	5-11	5-9	11-12	0-1	1	8	3	1	1	3	45	26
NC State	13-13	1-4	0-2	0-0	0-1	1	5	2	0	1	1	35	2
at Notre Dame	14-14	2-8	1-3	0-0	0-4	4	3	0	0	1	1	34	5
Clemson	15-15	2-5	1-4	0-0	0-2	2	3	0	0	1	0	30	5
at Boston College	16-16	3-5	2-4	0-0	0-3	3	6	2	0	0	2	35	8
Georgia Tech	17-17	2-5	1-1	0-0	0-3	3	2	1	0	0	0	26	5
at Virginia Tech	18-18	2-8	1-4	1-1	0-5	5	7	2	0	1	2	37	6
Duke	19-19	3-5	1-1	0-0	0-2	2	5	2	0	0	1	36	7
at North Carolina	20-20	6-10	1-3	2-4	0-1	1	6	2	0	2	3	37	15
Louisville	21-21	1-8	0-3	2-2	1-2	3	6	1	1	2	1	38	4
at NC State	22-22	3-9	1-3	0-0	0-6	6	2	3	1	0	3	34	7
Wake Forest	23-23	4-10	0-4	3-4	0-4	4	2	1	0	0	2	34	11
Pitt	24-24	3-7	2-5	2-4	0-2	2	6	1	0	2	1	37	10
Florida State	25-25	1-6	1-3	0-0	1-1	2	3	1	0	1	2	20	3
at Wake Forest	DNP												
Virginia Tech	26-26	4-4	3-3	0-0	0-2	2	6	1	1	0	2	33	11
at Syracuse	27-27	3-9	2-6	2-3	0-5	5	10	1	0	3	0	37	10
at Louisville	28-28	2-6	1-5	2-2	2-2	4	5	4	1	2	1	37	7

PERRANTES' CAREER STATISTICS

Year	G-GS	Min-Avg.	FG-FGA	Pct.	3FG-3FGA	Pct.	FT-FTA	Pct.	Off-Def.	Reb-Avg.	PF-DQ	Ast	TO	Blk	Stl	Pts-Avg
2013-14	37-33	1105-29.9	61-159	.384	38-87	.437	43-50	.860	8-73	81-2.2	62-0	140	40	4	33	203-5.5
ACC	18-18	542-30.1	37-79	.468	21-41	.512	14-18	.778	5-39	44-2.4	27-0	76	17	2	16	109-6.1
2014-15	28-28	926-33.1	56-160	.350	28-84	.333	36-45	.800	4-65	69-2.5	37-0	131	42	6	23	176-6.3
ACC	17-17	585-34.4	47-120	.392	23-63	.365	25-32	.781	4-46	50-2.9	25-0	85	27	5	17	142-8.4
CAREER	65-61	2031-31.2	117-319	.367	66-171	.386	79-95	.832	12-138	150-2.3	99-0	271	82	10	56	379-5.8
ACC	35-35	1127-32.2	84-199	.422	44-104	.423	39-50	.780	9-85	94-2.7	52-0	161	44	7	33	251-7.2

2014-15 Virginia Basketball
Virginia Combined Team Statistics (as of Mar 07, 2015)
All games

RECORD:	OVERALL	HOME	AWAY	NEUTRAL
ALL GAMES	28-2	15-1	11-1	2-0
CONFERENCE	16-2	8-1	8-1	0-0
NON-CONFERENCE	12-0	7-0	3-0	2-0

##	Player	gp-gs	min	avg	Total		3-Point		F-Throw		Rebounds				pf	dq	a	to	blk	stl	pts	avg		
					fg-fga	fg%	3fg-fga	3fg%	ft-fa	ft%	off	def	tot	avg										
15	Malcolm Brogdon	30-30	970	32.3	138-319	.433	36-106	.340	98-114	.860	14	105	119	4.0	58	1	77	50	14	22	410	13.7		
01	Justin Anderson	22-22	647	29.4	97-202	.480	46-95	.484	54-67	.806	17	78	95	4.3	25	0	44	26	12	16	294	13.4		
13	Anthony Gill	30-26	746	24.9	128-216	.593	0-1	.000	91-137	.664	89	111	200	6.7	62	0	26	37	14	22	347	11.6		
05	Darion Atkins	29-23	685	23.6	100-191	.524	0-1	.000	21-45	.467	60	112	172	5.9	55	0	19	30	31	26	221	7.6		
10	Mike Tobey	30-11	535	17.8	86-168	.512	0-1	.000	45-60	.750	61	96	157	5.2	58	1	12	24	22	9	217	7.2		
32	London Perrantes	28-28	926	33.1	56-160	.350	28-84	.333	36-45	.800	4	65	69	2.5	37	0	131	42	6	23	176	6.3		
04	Marial Shayok	30-1	435	14.5	41-103	.398	17-45	.378	9-16	.563	8	47	55	1.8	42	0	31	19	10	17	108	3.6		
11	Evan Nolte	29-8	491	16.9	29-84	.345	18-66	.273	8-14	.571	5	37	42	1.4	38	0	19	12	4	14	84	2.9		
00	Devon Hall	23-1	244	10.6	16-40	.400	5-15	.333	5-11	.455	2	15	17	0.7	18	0	18	12	1	9	42	1.8		
21	Isaiah Wilkins	25-0	239	9.6	17-44	.386	2-3	.667	5-9	.556	18	46	64	2.6	22	0	11	14	17	5	41	1.6		
02	B.J. Stith	13-0	63	4.8	5-13	.385	1-6	.167	2-3	.667	0	8	8	0.6	2	0	4	3	0	2	13	1.0		
34	Jeff Jones	8-0	13	1.6	2-4	.500	0-0	.000	0-0	.000	3	1	4	0.5	3	0	0	0	0	1	4	0.5		
23	Rob Vozenilek	11-0	21	1.9	2-4	.500	1-3	.333	0-0	.000	0	0	0	0.0	0	0	1	1	0	0	5	0.5		
22	Maleek Frazier	10-0	17	1.7	1-2	.500	0-0	.000	0-1	.000	0	4	4	0.4	0	0	0	2	0	0	2	0.2		
24	Caid Kirven	10-0	18	1.8	1-2	.500	0-0	.000	0-0	.000	2	2	4	0.4	1	0	0	1	0	0	2	0.2		
Team											32	60	92					4						
Total.....		30	6050	719-1552		.463	154-426	.362	374-522	.716	315	787	1102	36.7	421	2	393	277	131	166	1966	65.5		
Opponents.....		30	6050	540-1512		.357	167-553	.302	260-404	.644	252	601	853	28.4	480	8	265	310	79	151	1509	50.3		

TEAM STATISTICS	VA	OPP	Date	Opponent	Score	Att.
SCORING	1966	1509	11/14/14	at James Madison	w 79-51	6782
Points per game	65.5	50.3	11/16/14	NORFOLK STATE	w 67-39	12845
Scoring margin	+15.2	-	11/18/14	SOUTH CAROLINA STATE	w 75-55	12493
FIELD GOALS-ATT	719-1552	540-1512	11/21/14	GEORGE WASHINGTON	w 59-42	13706
Field goal pct	.463	.357	11/25/14	TENNESSEE STATE	w 79-36	12056
3 POINT FG-ATT	154-426	167-553	^ 11/28/14	vs La Salle	w 64-56	4118
3-point FG pct	.362	.302	^ 11/29/14	vs Rutgers	w 45-26	4105
3-pt FG made per game	5.1	5.6	12/03/14	at Maryland	w 76-65	15371
FREE THROWS-ATT	374-522	260-404	12/06/14	at VCU	w 74-57	7647
Free throw pct	.716	.644	12/18/14	CLEVELAND STATE	w 70-54	11812
F-Throws made per game	12.5	8.7	12/21/14	HARVARD	w 76-27	14593
REBOUNDS	1102	853	12/30/14	DAVIDSON	w 83-72	14593
Rebounds per game	36.7	28.4	* 01/03/15	at Miami	w ^{o2} 89-80	5377
Rebounding margin	+8.3	-	* 01/07/15	NC STATE	w 61-51	12929
ASSISTS	393	265	* 01/10/15	at Notre Dame	w 62-56	9149
Assists per game	13.1	8.8	* 01/13/15	CLEMSON	w 65-42	13604
TURNOVERS	277	310	* 01/17/15	at Boston College	w 66-51	8112
Turnovers per game	9.2	10.3	* 01/22/15	GEORGIA TECH	w 57-28	13809
Turnover margin	+1.1	-	* 01/25/15	at Virginia Tech	w 50-47	9847
Assist/turnover ratio	1.4	0.9	* 01/31/15	DUKE	L 63-69	14593
STEALS	166	151	* 02/02/15	at North Carolina	w 75-64	20102
Steals per game	5.5	5.0	* 02/07/15	LOUISVILLE	w 52-47	14593
BLOCKS	131	79	* 2-11-15	at NC State	w 51-47	19500
Blocks per game	4.4	2.6	* 02/14/15	WAKE FOREST	w 61-60	14593
ATTENDANCE	218493	169008	* 02/16/15	PITT	w 61-49	13953
Home games-Avg/Game	16-13656	12-13399	* 02/22/15	FLORIDA STATE	w 51-41	14076
Neutral site-Avg/Game	-	2-4112	* 02/25/15	at Wake Forest	w 70-34	10772
			* 02/28/15	VIRGINIA TECH	w 69-57	14245
Score by Periods	1st	2nd	OT	OT2	Totals	
Virginia	916	1024	8	18	1966	
Opponents	687	805	8	9	1509	

* = Conference game
^ = Barclays Center Classic (Brooklyn, N.Y.)

2014-15 Virginia Basketball
Virginia Combined Team Statistics (as of Mar 07, 2015)
Conference games

RECORD:	OVERALL	HOME	AWAY	NEUTRAL
ALL GAMES	16-2	8-1	8-1	0-0
CONFERENCE	16-2	8-1	8-1	0-0
NON-CONFERENCE	0-0	0-0	0-0	0-0

##	Player	gp-gs	min	avg	Total		3-Point		F-Throw		Rebounds				pf	dq	a	to	blk	stl	pts	avg		
					fg-fga	fg%	3fg-fga	3fg%	ft-fa	ft%	off	def	tot	avg										
15	Malcolm Brogdon	18-18	615	34.2	86-204	.422	26-73	.356	52-58	.897	8	68	76	4.2	40	1	42	32	7	17	250	13.9		
01	Justin Anderson	10-10	319	31.9	34-91	.374	18-49	.367	28-34	.824	7	31	38	3.8	11	0	23	9	7	9	114	11.4		
13	Anthony Gill	18-14	441	24.5	70-123	.569	0-0	.000	49-78	.628	56	58	114	6.3	40	0	14	26	5	12	189	10.5		
32	London Perrantes	17-17	585	34.4	47-120	.392	23-63	.365	25-32	.781	4	46	50	2.9	25	0	85	27	5	17	142	8.4		
05	Darion Atkins	18-17	479	26.6	66-133	.496	0-1	.000	16-33	.485	35	73	108	6.0	32	0	11	17	19	17	148	8.2		
10	Mike Tobey	18-5	313	17.4	47-95	.495	0-1	.000	22-29	.759	32	41	73	4.1	29	0	5	16	11	4	116	6.4		
04	Marial Shayok	18-1	263	14.6	21-56	.375	8-26	.308	5-11	.455	4	29	33	1.8	23	0	17	8	6	10	55	3.1		
11	Evan Nolte	18-8	326	18.1	16-47	.340	12-38	.316	2-6	.333	1	22	23	1.3	24	0	13	9	2	7	46	2.6		
21	Isaiah Wilkins	16-0	155	9.7	12-27	.444	2-3	.667	1-3	.333	10	25	35	2.2	12	0	6	7	8	2	27	1.7		
00	Devon Hall	12-0	113	9.4	8-19	.421	2-8	.250	2-6	.333	0	9	9	0.8	11	0	6	4	1	2	20	1.7		
02	B.J. Stith	5-0	22	4.4	1-7	.143	1-5	.200	2-2	1.000	0	3	3	0.6	0	0	2	2	0	0	5	1.0		
34	Jeff Jones	3-0	3	1.0	1-2	.500	0-0	.000	0-0	.000	1	0	1	0.3	0	0	0	0	0	0	2	0.7		
23	Rob Vozenilek	5-0	7	1.4	1-1	1.000	1-1	1.000	0-0	.000	0	0	0	0.0	0	0	0	0	0	0	3	0.6		
22	Maleek Frazier	4-0	6	1.5	1-1	1.000	0-0	.000	0-1	.000	0	1	1	0.3	0	0	0	0	0	0	2	0.5		
24	Caid Kirven	3-0	3	1.0	0-1	.000	0-0	.000	0-0	.000	0	0	0	0.0	0	0	0	1	0	0	0	0.0		
Team											20	37	57											
Total.....		18	3650		411-927	.443	93-268	.347	204-293	.696	178	443	621	34.5	247	1	224	161	71	97	1119	62.2		
Opponents.....		18	3650		341-902	.378	99-320	.309	148-230	.643	154	391	545	30.3	281	4	169	190	48	85	929	51.6		

TEAM STATISTICS	VA	OPP	Date	Opponent	Score	Att.
SCORING	1119	929	* 01/03/15	at Miami	Wo2 89-80	5377
Points per game	62.2	51.6	* 01/07/15	NC STATE	w 61-51	12929
Scoring margin	+10.6	-	* 01/10/15	at Notre Dame	w 62-56	9149
FIELD GOALS-ATT	411-927	341-902	* 01/13/15	CLEMSON	w 65-42	13604
Field goal pct	.443	.378	* 01/17/15	at Boston College	w 66-51	8112
3 POINT FG-ATT	93-268	99-320	* 01/22/15	GEORGIA TECH	w 57-28	13809
3-point FG pct	.347	.309	* 01/25/15	at Virginia Tech	w 50-47	9847
3-pt FG made per game	5.2	5.5	* 01/31/15	DUKE	L 63-69	14593
FREE THROWS-ATT	204-293	148-230	* 02/02/15	at North Carolina	w 75-64	20102
Free throw pct	.696	.643	* 02/07/15	LOUISVILLE	w 52-47	14593
F-Throws made per game	11.3	8.2	* 2-11-15	at NC State	w 51-47	19500
REBOUNDS	621	545	* 02/14/15	WAKE FOREST	w 61-60	14593
Rebounds per game	34.5	30.3	* 02/16/15	PITT	w 61-49	13953
Rebounding margin	+4.2	-	* 02/22/15	FLORIDA STATE	w 51-41	14076
ASSISTS	224	169	* 02/25/15	at Wake Forest	w 70-34	10772
Assists per game	12.4	9.4	* 02/28/15	VIRGINIA TECH	w 69-57	14245
TURNOVERS	161	190	* 3/2/2015	at Syracuse	w 59-47	25338
Turnovers per game	8.9	10.6	* 3/7/15	at Louisville	L 57-59	22788
Turnover margin	+1.6	-	* = Conference game			
Assist/turnover ratio	1.4	0.9	^ = Barclays Center Classic (Brooklyn, N.Y.)			
STEALS	97	85				
Steals per game	5.4	4.7				
BLOCKS	71	48				
Blocks per game	3.9	2.7				
ATTENDANCE	126395	130985				
Home games-Avg/Game	9-14044	9-14554				
Neutral site-Avg/Game	-	0-0				

Score by Periods	1st	2nd	OT	OT2	Totals
Virginia	487	606	8	18	1119
Opponents	413	499	8	9	929

2014-15 Virginia Basketball
Virginia Team Game-by-Game Comparison (as of Mar 07, 2015)
All games

Opponent	1st	2nd	Score	Mar	Total FG	FG Pct	3-Pointers	3FG Pct	Free Throws	FT Pct	Rebounds	Assist	T/Over	Block	Steal	Fouls
James Madison	51/33	28/18	79-51	+28	29-50/15-53	.580/.283	5-7/8-26	.714/.308	16-21/13-18	.762/.722	38/27 +11	12/9	16/18	7/1	11/4	18/15
NORFOLK STATE	42/22	25/17	67-39	+28	23-53/12-51	.434/.235	10-21/7-17	.476/.412	11-17/8-9	.647/.889	41/31 +10	19/8	11/13	11/4	9/3	11/18
SOUTH CAROLINA STATE	41/20	34/35	75-55	+20	27-57/19-58	.474/.328	6-16/8-22	.375/.364	15-18/9-13	.833/.692	46/26 +20	12/10	12/6	6/3	3/9	10/17
GEORGE WASHINGTON	22/26	37/16	59-42	+17	24-57/16-49	.421/.327	1-9/4-18	.111/.222	10-16/6-9	.625/.667	41/28 +13	9/6	8/11	9/6	4/6	11/15
TENNESSEE STATE	42/17	37/19	79-36	+43	31-60/14-48	.517/.292	7-21/4-19	.333/.211	10-15/4-9	.667/.444	49/22 +27	17/7	6/9	4/3	5/5	9/19
La Salle	37/19	27/37	64-56	+8	22-46/18-45	.478/.400	3-7/4-14	.429/.286	17-22/16-25	.773/.640	35/23 +12	11/7	12/13	4/0	8/8	23/21
Rutgers	17/18	28/8	45-26	+19	18-55/12-48	.327/.250	2-16/0-13	.125/.000	7-9/2-3	.778/.667	43/32 +11	10/4	7/12	1/5	7/4	9/11
Maryland	37/29	39/36	76-65	+11	26-49/16-40	.531/.400	5-13/6-18	.385/.333	19-27/27-36	.704/.750	34/22 +12	13/6	7/7	4/2	4/2	28/19
VCU	38/28	36/29	74-57	+17	28-41/23-60	.683/.383	6-11/7-24	.545/.292	12-16/4-9	.750/.444	35/21 +14	18/15	16/7	1/3	4/12	9/12
CLEVELAND STATE	31/18	39/36	70-54	+16	22-44/19-52	.500/.365	5-11/7-23	.455/.304	21-28/7-9	.750/.778	32/26 +6	14/9	6/7	6/0	4/3	13/24
HARVARD	39/8	37/19	76-27	+49	31-52/8-50	.596/.160	6-11/2-11	.545/.182	8-11/9-22	.727/.409	45/25 +20	21/1	10/10	5/1	6/7	20/9
DAVIDSON	32/36	51/36	83-72	+11	27-61/27-56	.443/.482	5-15/11-28	.333/.393	24-29/7-12	.828/.583	42/25 +17	13/14	5/7	2/3	4/3	13/19
Miami	38/20	25/43	89-80	+9	26-58/27-68	.448/.397	10-21/9-28	.476/.321	27-39/17-24	.692/.708	39/43 (4)	19/14	9/10	6/0	3/6	23/26
NC STATE	32/31	29/20	61-51	+10	23-56/20-53	.411/.377	6-20/9-21	.300/.429	9-10/2-9	.900/.222	39/30 +9	13/9	9/11	4/4	5/3	10/13
Notre Dame	24/27	38/29	62-56	+6	25-51/20-59	.490/.339	5-11/10-24	.455/.417	7-8/6-12	.875/.500	34/35 (1)	9/10	8/6	3/1	2/4	12/14
CLEMSON	25/19	40/23	65-42	+23	25-50/15-42	.500/.357	10-21/3-13	.476/.231	5-10/9-13	.500/.692	27/29 (2)	14/4	4/11	5/2	4/2	17/11
Boston College	27/24	39/27	66-51	+15	21-49/17-43	.429/.395	6-18/5-15	.333/.333	18-21/12-13	.857/.923	35/20 +15	12/8	8/9	3/0	2/2	18/16
GEORGIA TECH	28/16	29/12	57-28	+29	24-53/12-49	.453/.245	5-9/0-12	.556/.000	4-6/4-8	.667/.500	36/33 +3	13/2	4/10	3/3	4/3	12/8
Virginia Tech	30/27	20/20	50-47	+3	17-49/19-42	.347/.452	6-18/5-19	.333/.263	10-12/4-7	.833/.571	33/21 +12	12/8	13/14	3/5	5/5	13/16
DUKE	25/26	38/43	63-69	(6)	26-63/28-55	.413/.509	3-13/6-17	.231/.353	8-10/7-13	.800/.538	35/34 +1	11/12	7/8	1/4	4/4	11/13
North Carolina	32/33	43/31	75-64	+11	29-56/25-56	.518/.446	5-12/4-9	.417/.444	12-18/10-13	.667/.769	27/34 (7)	18/15	8/13	7/3	9/3	13/16
LOUISVILLE	24/13	28/34	52-47	+5	17-51/17-46	.333/.370	2-14/3-14	.143/.214	16-22/10-13	.727/.769	33/36 (3)	9/6	2/11	4/3	8/2	13/18
NC State	19/21	32/26	51-47	+4	19-51/19-57	.373/.333	2-11/3-17	.182/.176	11-18/6-7	.611/.857	43/31 +12	10/7	12/6	6/9	2/6	15/15
WAKE FOREST	24/31	37/29	61-60	+1	24-53/19-44	.453/.432	2-12/10-24	.167/.417	11-16/12-22	.688/.545	32/31 +1	10/15	9/11	2/1	5/6	14/16
PITT	25/15	36/34	61-49	+12	20-47/17-44	.426/.386	5-13/6-16	.385/.375	16-22/9-17	.727/.529	31/29 +2	11/11	7/12	4/0	5/5	14/21
FLORIDA STATE	22/21	29/20	51-41	+10	18-41/15-46	.439/.326	1-11/4-19	.091/.211	14-27/7-12	.519/.583	34/30 +4	9/9	11/14	3/5	11/5	9/20
Wake Forest	36/15	34/19	70-34	+36	28-56/12-55	.500/.218	5-14/4-22	.357/.182	9-13/6-7	.692/.857	45/29 +16	15/8	11/13	8/2	8/6	12/11
VIRGINIA TECH	28/24	41/33	69-57	+12	24-47/18-47	.511/.383	6-13/9-19	.462/.474	15-21/12-17	.714/.706	29/31 (2)	14/9	6/8	7/1	3/3	17/20
Syracuse	23/20	36/27	59-47	+12	24-52/18-47	.462/.383	6-17/4-19	.353/.211	5-8/7-13	.625/.538	42/20 +22	13/12	20/13	0/3	9/10	12/13
Louisville	25/30	32/29	57-59	(2)	21-44/23-49	.477/.469	8-20/5-12	.400/.417	7-12/8-10	.583/.800	27/29 (2)	12/10	13/10	2/2	8/10	12/14

Note: Game totals are displayed in the format TEAM/OPPONENT for each category

2014-15 Virginia Basketball
Virginia Points-Rebounds-Assists (as of Mar 07, 2015)
All games

Opponent	Date	Score		00	01	02	04	05	10	11
				HALL,DEVON	ANDERSON,J	STITH,BJ	SHAYOK,MAR	ATKINS,DAR	TOBEY,MIKE	NOLTE,EVAN
at James Madison	11/14/14	79-51	w	5-1-2	18-6-1	0-1-0	6-3-0	7-10-1	6-6-1	DNP
NORFOLK STATE	11/16/14	67-39	w	2-2-2	11-4-4	0-1-0	8-2-2	9-1-0	10-7-2	5-2-0
SOUTH CAROLINA STATE	11/18/14	75-55	w	3-1-2	17-5-2	0-1-0	3-2-1	8-7-1	10-5-0	2-1-2
GEORGE WASHINGTON	11/21/14	59-42	w	DNP	18-8-1	DNP	0-1-0	8-11-1	6-5-0	0-0-0
TENNESSEE STATE	11/25/14	79-36	w	3-0-1	20-1-2	4-0-1	7-2-1	4-3-1	13-16-1	2-4-2
vs La Salle	11/28/14	64-56	w	0-1-0	8-2-3	DNP	0-1-1	6-6-1	7-4-0	2-2-0
vs Rutgers	11/29/14	45-26	w	3-0-0	13-4-1	0-0-0	5-3-0	3-7-1	2-7-0	0-2-0
at Maryland	12/03/14	76-65	w	0-0-0	16-6-0	0-0-0	9-5-4	4-2-0	14-6-0	4-0-0
at VCU	12/06/14	74-57	w	2-0-1	21-8-1	DNP	0-0-1	DNP	8-8-1	4-1-0
CLEVELAND STATE	12/18/14	70-54	w	0-2-0	16-5-3	0-0-0	5-1-0	3-5-1	6-3-1	8-2-1
HARVARD	12/21/14	76-27	w	3-1-4	8-4-2	4-2-1	7-2-4	8-2-0	15-10-1	9-3-0
DAVIDSON	12/30/14	83-72	w	1-0-0	14-4-1	DNP	3-0-0	13-10-1	4-7-0	2-2-1
at Miami	01/03/15	89-80	w	0-0-0	16-2-3	DNP	9-5-3	8-12-1	14-6-0	2-1-1
NC STATE	01/07/15	61-51	w	DNP	16-9-3	DNP	2-1-2	4-8-0	11-5-0	0-1-0
at Notre Dame	01/10/15	62-56	w	DNP	11-4-1	DNP	7-0-0	14-8-0	8-7-0	0-1-1
CLEMSON	01/13/15	65-42	w	0-3-2	15-2-1	3-0-0	3-0-2	6-6-1	4-0-1	0-1-0
at Boston College	01/17/15	66-51	w	0-0-0	8-0-1	0-0-0	5-4-1	8-5-0	0-2-0	0-0-1
GEORGIA TECH	01/22/15	57-28	w	0-1-0	7-3-4	0-1-0	6-3-1	5-8-0	2-1-1	5-2-1
at Virginia Tech	01/25/15	50-47	w	3-0-0	12-6-3	DNP	0-2-0	9-4-0	4-2-0	0-0-0
DUKE	01/31/15	63-69	L	0-0-0	11-5-0	DNP	0-0-0	9-4-2	8-5-0	0-1-0
at North Carolina	02/02/15	75-64	w	DNP	16-3-7	DNP	0-0-1	6-2-0	8-3-0	0-0-0
LOUISVILLE	02/07/15	52-47	w	DNP	2-4-0	DNP	0-0-0	9-7-1	9-4-0	3-1-0
at NC State	2-11-15	51-47	w	4-0-1	DNP	DNP	0-1-0	2-6-1	11-9-0	3-0-1
WAKE FOREST	02/14/15	61-60	w	0-1-1	DNP	DNP	0-1-0	6-6-1	8-2-0	6-0-1
PITT	02/16/15	61-49	w	DNP	DNP	DNP	6-4-1	9-6-0	4-2-0	0-1-1
FLORIDA STATE	02/22/15	51-41	w	2-0-1	DNP	DNP	7-6-0	11-2-1	3-5-1	2-2-0
at Wake Forest	02/25/15	70-34	w	9-2-1	DNP	2-2-2	7-5-4	10-2-0	7-4-1	8-6-1
VIRGINIA TECH	02/28/15	69-57	w	2-1-0	DNP	DNP	0-0-0	16-6-3	0-2-0	5-2-2
at Syracuse	3/2/2015	59-47	w	0-1-0	DNP	0-0-0	0-1-0	6-9-0	10-8-0	6-3-2
at Louisville	3/7/15	57-59	L	DNP	DNP	DNP	3-0-2	10-7-0	5-6-1	6-1-1

Opponent	Date	Score		13	15	21	22	23	24	32
				GILL,ANTHO	BROGDON,MA	WILKINS,IS	FRAZIER,MA	VOZENILEK,	KIRVEN,CAI	PERRANTES,
at James Madison	11/14/14	79-51	w	15-1-0	14-3-4	8-5-3	DNP	0-0-0	0-0-0	DNP
NORFOLK STATE	11/16/14	67-39	w	9-8-1	6-3-3	0-3-1	0-1-0	0-0-0	0-0-0	7-2-4
SOUTH CAROLINA STATE	11/18/14	75-55	w	11-8-1	17-4-3	1-8-0	0-1-0	0-0-0	0-0-0	3-1-0
GEORGE WASHINGTON	11/21/14	59-42	w	8-4-2	15-5-2	0-2-0	DNP	DNP	DNP	4-2-3
TENNESSEE STATE	11/25/14	79-36	w	16-9-2	2-1-3	0-4-0	0-1-0	2-0-1	2-3-0	2-0-2
vs La Salle	11/28/14	64-56	w	16-10-0	20-5-3	DNP	DNP	DNP	DNP	5-2-3
vs Rutgers	11/29/14	45-26	w	13-5-2	6-4-2	0-2-0	DNP	DNP	DNP	0-3-4
at Maryland	12/03/14	76-65	w	11-6-0	18-3-2	0-0-0	0-0-0	DNP	0-0-0	0-4-7
at VCU	12/06/14	74-57	w	18-8-1	15-3-4	DNP	DNP	DNP	DNP	6-3-9
CLEVELAND STATE	12/18/14	70-54	w	13-8-1	16-2-2	3-1-0	0-0-0	0-0-0	0-0-0	0-2-5
HARVARD	12/21/14	76-27	w	3-6-0	15-6-6	2-4-1	0-0-0	0-0-0	0-1-0	2-0-2
DAVIDSON	12/30/14	83-72	w	25-13-2	16-4-1	DNP	DNP	DNP	DNP	5-0-7
at Miami	01/03/15	89-80	w	6-6-2	8-2-1	DNP	DNP	DNP	DNP	26-1-8
NC STATE	01/07/15	61-51	w	12-7-1	14-4-2	DNP	DNP	DNP	DNP	2-1-5
at Notre Dame	01/10/15	62-56	w	4-2-0	13-3-4	0-4-0	DNP	DNP	DNP	5-4-3
CLEMSON	01/13/15	65-42	w	8-4-0	16-2-3	5-2-1	0-1-0	0-0-0	0-0-0	5-2-3
at Boston College	01/17/15	66-51	w	11-10-1	20-5-2	6-4-0	DNP	DNP	0-0-0	8-3-6
GEORGIA TECH	01/22/15	57-28	w	7-6-0	13-4-4	5-0-0	0-0-0	0-0-0	0-0-0	5-3-2
at Virginia Tech	01/25/15	50-47	w	8-7-0	8-3-0	0-2-2	DNP	DNP	DNP	6-5-7
DUKE	01/31/15	63-69	L	4-2-2	17-6-2	7-5-0	DNP	DNP	DNP	7-2-5
at North Carolina	02/02/15	75-64	w	13-7-1	17-3-3	0-0-0	DNP	DNP	DNP	15-1-6
LOUISVILLE	02/07/15	52-47	w	10-8-0	15-3-1	0-1-1	DNP	DNP	DNP	4-3-6
at NC State	2-11-15	51-47	w	9-11-2	15-4-3	0-2-0	DNP	DNP	DNP	7-6-2
WAKE FOREST	02/14/15	61-60	w	19-6-0	11-9-5	0-0-0	DNP	DNP	DNP	11-4-2
PITT	02/16/15	61-49	w	12-6-1	18-4-2	2-2-0	DNP	DNP	DNP	10-2-6
FLORIDA STATE	02/22/15	51-41	w	13-9-1	10-4-2	0-1-0	DNP	DNP	DNP	3-2-3
at Wake Forest	02/25/15	70-34	w	11-7-1	9-5-4	2-9-1	2-0-0	3-0-0	DNP	DNP
VIRGINIA TECH	02/28/15	69-57	w	16-5-1	19-8-1	0-2-1	0-0-0	0-0-0	DNP	11-2-6
at Syracuse	3/2/2015	59-47	w	17-9-0	10-1-1	0-0-0	DNP	0-0-0	DNP	10-5-10
at Louisville	3/7/15	57-59	L	9-2-1	17-6-2	0-1-0	DNP	DNP	DNP	7-4-5

2014-15 Virginia Basketball
 Virginia Points-Rebounds-Assists (as of Mar 07, 2015)
 All games

34

Opponent	Date	Score		JONES,JEFF
at James Madison	11/14/14	79-51	w	DNP
NORFOLK STATE	11/16/14	67-39	w	0-0-0
SOUTH CAROLINA STATE	11/18/14	75-55	w	0-0-0
GEORGE WASHINGTON	11/21/14	59-42	w	DNP
TENNESSEE STATE	11/25/14	79-36	w	2-2-0
vs La Salle	11/28/14	64-56	w	DNP
vs Rutgers	11/29/14	45-26	w	DNP
at Maryland	12/03/14	76-65	w	DNP
at VCU	12/06/14	74-57	w	DNP
CLEVELAND STATE	12/18/14	70-54	w	0-0-0
HARVARD	12/21/14	76-27	w	0-1-0
DAVIDSON	12/30/14	83-72	w	DNP
at Miami	01/03/15	89-80	w	DNP
NC STATE	01/07/15	61-51	w	DNP
at Notre Dame	01/10/15	62-56	w	DNP
CLEMSON	01/13/15	65-42	w	0-0-0
at Boston College	01/17/15	66-51	w	0-0-0
GEORGIA TECH	01/22/15	57-28	w	2-1-0
at Virginia Tech	01/25/15	50-47	w	DNP
DUKE	01/31/15	63-69	L	DNP
at North Carolina	02/02/15	75-64	w	DNP
LOUISVILLE	02/07/15	52-47	w	DNP
at NC State	2-11-15	51-47	w	DNP
WAKE FOREST	02/14/15	61-60	w	DNP
PITT	02/16/15	61-49	w	DNP
FLORIDA STATE	02/22/15	51-41	w	DNP
at Wake Forest	02/25/15	70-34	w	DNP
VIRGINIA TECH	02/28/15	69-57	w	DNP
at Syracuse	3/2/2015	59-47	w	DNP
at Louisville	3/7/15	57-59	L	DNP

2014-15 Virginia Basketball
Virginia Game-by-Game Highs (as of Mar 07, 2015)
All games

Opponent	Date	Score	Points	Rebounds	Assists	Steals	Blocked shots
at James Madison	11/14/14	79-51	18-Justin Anderson	10-Darion Atkins	4-Malcolm Brogdon	5-Devon Hall	2-Isaiah Wilkins Marial Shayok Mike Tobey
NORFOLK STATE	11/16/14	67-39	11-Justin Anderson	8-Anthony Gill	4-Justin Anderson London Perrantes	2-Darion Atkins Marial Shayok	3-Isaiah Wilkins Anthony Gill
SOUTH CAROLINA STATE	11/18/14	75-55	17-Justin Anderson Malcolm Brogdon	8-Isaiah Wilkins Anthony Gill	3-Malcolm Brogdon	1-Malcolm Brogdon Anthony Gill Justin Anderson	1-Mike Tobey Isaiah Wilkins Darion Atkins Marial Shayok Malcolm Brogdon Justin Anderson
GEORGE WASHINGTON	11/21/14	59-42	18-Justin Anderson	11-Darion Atkins	3-London Perrantes	1-Marial Shayok Evan Nolte Justin Anderson Darion Atkins	3-Darion Atkins
TENNESSEE STATE	11/25/14	79-36	20-Justin Anderson	16-Mike Tobey	3-Malcolm Brogdon	2-Marial Shayok	2-Anthony Gill
vs La Salle	11/28/14	64-56	20-Malcolm Brogdon	10-Anthony Gill	3-Justin Anderson Malcolm Brogdon London Perrantes	3-Anthony Gill Darion Atkins	2-Darion Atkins
vs Rutgers	11/29/14	45-26	13-Justin Anderson Anthony Gill	7-Mike Tobey Darion Atkins	4-London Perrantes	2-Mike Tobey Darion Atkins	1-Darion Atkins
at Maryland	12/03/14	76-65	18-Malcolm Brogdon	6-Anthony Gill Justin Anderson Mike Tobey	7-London Perrantes	1-Devon Hall Anthony Gill Mike Tobey Evan Nolte	2-Mike Tobey
at VCU	12/06/14	74-57	21-Justin Anderson	8-Justin Anderson Mike Tobey Anthony Gill	9-London Perrantes	2-London Perrantes	1-Justin Anderson
CLEVELAND STATE	12/18/14	70-54	16-Malcolm Brogdon Justin Anderson	8-Anthony Gill	5-London Perrantes	2-Marial Shayok	1-Isaiah Wilkins Evan Nolte Darion Atkins London Perrantes Justin Anderson Mike Tobey
HARVARD	12/21/14	76-27	15-Malcolm Brogdon Mike Tobey	10-Mike Tobey	6-Malcolm Brogdon	2-Justin Anderson	2-Mike Tobey
DAVIDSON	12/30/14	83-72	25-Anthony Gill	13-Anthony Gill	7-London Perrantes	1-Evan Nolte London Perrantes Anthony Gill Malcolm Brogdon	1-Anthony Gill Malcolm Brogdon
at Miami	01/03/15	89-80	26-London Perrantes	12-Darion Atkins	8-London Perrantes	2-Marial Shayok	2-Marial Shayok
NC STATE	01/07/15	61-51	16-Justin Anderson	9-Justin Anderson	5-London Perrantes	2-Marial Shayok Malcolm Brogdon	1-Marial Shayok Mike Tobey Justin Anderson Darion Atkins
at Notre Dame	01/10/15	62-56	14-Darion Atkins	8-Darion Atkins	4-Malcolm Brogdon	1-Justin Anderson London Perrantes	2-Darion Atkins
CLEMSON	01/13/15	65-42	16-Malcolm Brogdon	6-Darion Atkins	3-London Perrantes Malcolm Brogdon	1-Justin Anderson London Perrantes Anthony Gill Marial Shayok	2-Mike Tobey
at Boston College	01/17/15	66-51	20-Malcolm Brogdon	10-Anthony Gill	6-London Perrantes	1-Justin Anderson Anthony Gill	2-Darion Atkins

2014-15 Virginia Basketball
Virginia Game-by-Game Highs (as of Mar 07, 2015)
All games

Opponent	Date	Score	Points	Rebounds	Assists	Steals	Blocked shots
GEORGIA TECH	01/22/15	57-28	13-Malcolm Brogdon	8-Darion Atkins	4-Malcolm Brogdon Justin Anderson	1-Malcolm Brogdon Justin Anderson Anthony Gill Mike Tobey	1-Marial Shayok Justin Anderson Mike Tobey
at Virginia Tech	01/25/15	50-47	12-Justin Anderson	7-Anthony Gill	7-London Perrantes	2-Justin Anderson	1-Justin Anderson Marial Shayok Isaiah Wilkins
DUKE	01/31/15	63-69	17-Malcolm Brogdon	6-Malcolm Brogdon	5-London Perrantes	1-Mike Tobey Darion Atkins Justin Anderson Marial Shayok	1-Isaiah Wilkins
at North Carolina	02/02/15	75-64	17-Malcolm Brogdon	7-Anthony Gill	7-Justin Anderson	2-Malcolm Brogdon Darion Atkins Justin Anderson London Perrantes	2-Mike Tobey Darion Atkins Justin Anderson
LOUISVILLE	02/07/15	52-47	15-Malcolm Brogdon	8-Anthony Gill	6-London Perrantes	3-Darion Atkins	2-Darion Atkins
at NC State	2-11-15	51-47	15-Malcolm Brogdon	11-Anthony Gill	3-Malcolm Brogdon	1-Mike Tobey Evan Nolte	1-Malcolm Brogdon Darion Atkins Isaiah Wilkins London Perrantes Mike Tobey Evan Nolte
WAKE FOREST	02/14/15	61-60	19-Anthony Gill	9-Malcolm Brogdon	5-Malcolm Brogdon	4-Malcolm Brogdon	1-Anthony Gill Malcolm Brogdon
PITT	02/16/15	61-49	18-Malcolm Brogdon	6-Anthony Gill Darion Atkins	6-London Perrantes	2-Malcolm Brogdon London Perrantes	4-Darion Atkins
FLORIDA STATE	02/22/15	51-41	13-Anthony Gill	9-Anthony Gill	3-London Perrantes	4-Darion Atkins	1-Darion Atkins Isaiah Wilkins Malcolm Brogdon
at Wake Forest	02/25/15	70-34	11-Anthony Gill	9-Isaiah Wilkins	4-Malcolm Brogdon Marial Shayok	2-Marial Shayok Devon Hall	3-Isaiah Wilkins
VIRGINIA TECH	02/28/15	69-57	19-Malcolm Brogdon	8-Malcolm Brogdon	6-London Perrantes	2-Darion Atkins	2-Darion Atkins
at Syracuse	3/2/2015	59-47	17-Anthony Gill	9-Darion Atkins Anthony Gill	10-London Perrantes	3-London Perrantes	None
at Louisville	3/7/15	57-59	17-Malcolm Brogdon	7-Darion Atkins	5-London Perrantes	2-Anthony Gill Malcolm Brogdon Darion Atkins London Perrantes	1-Darion Atkins London Perrantes

Individual Career History

Justin Anderson

Season	gp-gs	min/avg	Total		3-Point		F-Throws		Rebounds				Scoring							
			fg-fga	pct	fg-fga	pct	ft-fta	pct	off	def	tot	avg	pf	fo	ast	to	blk	stl	pts	avg
2012-13	35-17	841/24.0	89-212	.420	20-66	.303	68-89	.764	32	84	116	3.3	49	0	81	43	42	30	266	7.6
2013-14	37-5	796/21.5	96-236	.407	30-102	.294	68-95	.716	26	94	120	3.2	58	1	54	51	28	13	290	7.8
2014-15	22-22	647/29.4	97-202	.480	46-95	.484	54-67	.806	17	78	95	4.3	25	0	44	26	12	16	294	13.4
TOTAL	94-44	2284/24.3	282-650	.434	96-263	.365	190-251	.757	75	256	331	3.5	132	1	179	120	82	59	850	9.0

Darion Atkins

Season	gp-gs	min/avg	Total		3-Point		F-Throws		Rebounds				Scoring							
			fg-fga	pct	fg-fga	pct	ft-fta	pct	off	def	tot	avg	pf	fo	ast	to	blk	stl	pts	avg
2011-12	27-0	275/10.2	25-43	.581	0-0	.000	11-19	.579	23	39	62	2.3	50	1	3	5	19	12	61	2.3
2012-13	26-12	407/15.7	53-108	.491	0-0	.000	15-25	.600	28	53	81	3.1	41	1	9	22	28	11	121	4.7
2013-14	37-3	386/10.4	45-93	.484	0-0	.000	21-36	.583	34	48	82	2.2	47	0	11	25	19	6	111	3.0
2014-15	29-23	685/23.6	100-191	.524	0-1	.000	21-45	.467	60	112	172	5.9	55	0	19	30	31	26	221	7.6
TOTAL	119-38	1753/14.7	223-435	.513	0-1	.000	68-125	.544	145	252	397	3.3	193	2	42	82	97	55	514	4.3

Malcolm Brogdon

Season	gp-gs	min/avg	Total		3-Point		F-Throws		Rebounds				Scoring							
			fg-fga	pct	fg-fga	pct	ft-fta	pct	off	def	tot	avg	pf	fo	ast	to	blk	stl	pts	avg
2011-12	28-1	626/22.4	63-159	.396	22-68	.324	40-50	.800	14	64	78	2.8	38	0	38	44	3	14	188	6.7
2013-14	37-37	1163/31.4	150-363	.413	44-119	.370	126-144	.875	33	168	201	5.4	71	0	101	53	5	44	470	12.7
2014-15	30-30	970/32.3	138-319	.433	36-106	.340	98-114	.860	14	105	119	4.0	58	1	77	50	14	22	410	13.7
TOTAL	95-68	2759/29.0	351-841	.417	102-293	.348	264-308	.857	61	337	398	4.2	167	1	216	147	22	80	1068	11.2

Maleek Frazier

Season	gp-gs	min/avg	Total		3-Point		F-Throws		Rebounds				Scoring							
			fg-fga	pct	fg-fga	pct	ft-fta	pct	off	def	tot	avg	pf	fo	ast	to	blk	stl	pts	avg
2013-14	12-0	23/1.9	0-4	.000	0-1	.000	0-0	.000	0	2	2	0.2	4	0	2	4	1	1	0	0.0
2014-15	10-0	17/1.7	1-2	.500	0-0	.000	0-1	.000	0	4	4	0.4	0	0	0	2	0	0	2	0.2
TOTAL	22-0	40/1.8	1-6	.167	0-1	.000	0-1	.000	0	6	6	0.3	4	0	2	6	1	1	2	0.1

Anthony Gill

Season	gp-gs	min/avg	Total		3-Point		F-Throws		Rebounds				Scoring							
			fg-fga	pct	fg-fga	pct	ft-fta	pct	off	def	tot	avg	pf	fo	ast	to	blk	stl	pts	avg
2013-14	37-6	733/19.8	111-189	.587	0-0	.000	96-153	.627	49	99	148	4.0	77	0	16	41	20	11	318	8.6
2014-15	30-26	746/24.9	128-216	.593	0-1	.000	91-137	.664	89	111	200	6.7	62	0	26	37	14	22	347	11.6
TOTAL	67-32	1479/22.1	239-405	.590	0-1	.000	187-290	.645	138	210	348	5.2	139	0	42	78	34	33	665	9.9

Devon Hall

Season	gp-gs	min/avg	Total		3-Point		F-Throws		Rebounds				Scoring							
			fg-fga	pct	fg-fga	pct	ft-fta	pct	off	def	tot	avg	pf	fo	ast	to	blk	stl	pts	avg
2014-15	23-1	244/10.6	16-40	.400	5-15	.333	5-11	.455	2	15	17	0.7	18	0	18	12	1	9	42	1.8
TOTAL	23-1	244/10.6	16-40	.400	5-15	.333	5-11	.455	2	15	17	0.7	18	0	18	12	1	9	42	1.8

Jeff Jones

Season	gp-gs	min/avg	Total		3-Point		F-Throws		Rebounds				Scoring							
			fg-fga	pct	fg-fga	pct	ft-fta	pct	off	def	tot	avg	pf	fo	ast	to	blk	stl	pts	avg
2013-14	10-0	21/2.1	1-3	.333	0-1	.000	1-3	.333	0	5	5	0.5	0	0	0	1	1	1	3	0.3
2014-15	8-0	13/1.6	2-4	.500	0-0	.000	0-0	.000	3	1	4	0.5	3	0	0	0	0	1	4	0.5
TOTAL	18-0	34/1.9	3-7	.429	0-1	.000	1-3	.333	3	6	9	0.5	3	0	0	1	1	2	7	0.4

Individual Career History

Caid Kirven

Season	gp-gs	min/avg	Total		3-Point		F-Throws		Rebounds				Scoring								
			fg-fga	pct	fg-fga	pct	ft-fta	pct	off	def	tot	avg	pf	fo	ast	to	blk	stl	pts	avg	
2012-13	6-0	13/2.2	0-2	.000	0-0	.000	0-0	.000	0	3	3	0.5	1	0	0	3	0	0	0	0	0
2013-14	13-0	27/2.1	2-4	.500	0-0	.000	0-0	.000	1	1	2	0.2	1	0	0	1	0	0	4	0.3	
2014-15	10-0	18/1.8	1-2	.500	0-0	.000	0-0	.000	2	2	4	0.4	1	0	0	1	0	0	2	0.2	
TOTAL	29-0	58/2.0	3-8	.375	0-0	.000	0-0	.000	3	6	9	0.3	3	0	0	5	0	0	6	0.2	

Evan Nolte

Season	gp-gs	min/avg	Total		3-Point		F-Throws		Rebounds				Scoring							
			fg-fga	pct	fg-fga	pct	ft-fta	pct	off	def	tot	avg	pf	fo	ast	to	blk	stl	pts	avg
2012-13	35-8	694/19.8	65-157	.414	42-108	.389	26-33	.788	21	63	84	2.4	78	2	36	21	16	27	198	5.7
2013-14	32-0	297/9.3	26-66	.394	17-51	.333	19-26	.731	7	20	27	0.8	27	0	8	10	3	7	88	2.8
2014-15	29-8	491/16.9	29-84	.345	18-66	.273	8-14	.571	5	37	42	1.4	38	0	19	12	4	14	84	2.9
TOTAL	96-16	1482/15.4	120-307	.391	77-225	.342	53-73	.726	33	120	153	1.6	143	2	63	43	23	48	370	3.9

London Perrantes

Season	gp-gs	min/avg	Total		3-Point		F-Throws		Rebounds				Scoring							
			fg-fga	pct	fg-fga	pct	ft-fta	pct	off	def	tot	avg	pf	fo	ast	to	blk	stl	pts	avg
2013-14	37-33	1105/29.9	61-159	.384	38-87	.437	43-50	.860	8	73	81	2.2	62	0	140	40	4	33	203	5.5
2014-15	28-28	926/33.1	56-160	.350	28-84	.333	36-45	.800	4	65	69	2.5	37	0	131	42	6	23	176	6.3
TOTAL	65-61	2031/31.2	117-319	.367	66-171	.386	79-95	.832	12	138	150	2.3	99	0	271	82	10	56	379	5.8

Marial Shayok

Season	gp-gs	min/avg	Total		3-Point		F-Throws		Rebounds				Scoring							
			fg-fga	pct	fg-fga	pct	ft-fta	pct	off	def	tot	avg	pf	fo	ast	to	blk	stl	pts	avg
2014-15	30-1	435/14.5	41-103	.398	17-45	.378	9-16	.563	8	47	55	1.8	42	0	31	19	10	17	108	3.6
TOTAL	30-1	435/14.5	41-103	.398	17-45	.378	9-16	.563	8	47	55	1.8	42	0	31	19	10	17	108	3.6

B.J. Stith

Season	gp-gs	min/avg	Total		3-Point		F-Throws		Rebounds				Scoring							
			fg-fga	pct	fg-fga	pct	ft-fta	pct	off	def	tot	avg	pf	fo	ast	to	blk	stl	pts	avg
2014-15	13-0	63/4.8	5-13	.385	1-6	.167	2-3	.667	0	8	8	0.6	2	0	4	3	0	2	13	1.0
TOTAL	13-0	63/4.8	5-13	.385	1-6	.167	2-3	.667	0	8	8	0.6	2	0	4	3	0	2	13	1.0

Mike Tobey

Season	gp-gs	min/avg	Total		3-Point		F-Throws		Rebounds				Scoring							
			fg-fga	pct	fg-fga	pct	ft-fta	pct	off	def	tot	avg	pf	fo	ast	to	blk	stl	pts	avg
2012-13	30-2	416/13.9	87-164	.530	3-5	.600	27-34	.794	34	52	86	2.9	40	0	13	21	18	3	204	6.8
2013-14	37-28	668/18.1	99-206	.481	1-3	.333	38-56	.679	70	69	139	3.8	73	0	11	34	39	9	237	6.4
2014-15	30-11	535/17.8	86-168	.512	0-1	.000	45-60	.750	61	96	157	5.2	58	1	12	24	22	9	217	7.2
TOTAL	97-41	1619/16.7	272-538	.506	4-9	.444	110-150	.733	165	217	382	3.9	171	1	36	79	79	21	658	6.8

Rob Vozenilek

Season	gp-gs	min/avg	Total		3-Point		F-Throws		Rebounds				Scoring							
			fg-fga	pct	fg-fga	pct	ft-fta	pct	off	def	tot	avg	pf	fo	ast	to	blk	stl	pts	avg
2011-12	7-0	17/2.4	0-5	.000	0-0	.000	1-2	.500	0	0	0	0.0	1	0	0	0	0	1	1	0.1
2013-14	12-0	30/2.5	3-6	.500	1-2	.500	0-1	.000	1	5	6	0.5	2	0	4	3	1	0	7	0.6
2014-15	11-0	21/1.9	2-4	.500	1-3	.333	0-0	.000	0	0	0	0.0	0	0	1	1	0	0	5	0.5
TOTAL	30-0	68/2.3	5-15	.333	2-5	.400	1-3	.333	1	5	6	0.2	3	0	5	4	1	1	13	0.4

Isaiah Wilkins

Season	gp-gs	min/avg	Total		3-Point		F-Throws		Rebounds				Scoring							
			fg-fga	pct	fg-fga	pct	ft-fta	pct	off	def	tot	avg	pf	fo	ast	to	blk	stl	pts	avg
2014-15	25-0	239/9.6	17-44	.386	2-3	.667	5-9	.556	18	46	64	2.6	22	0	11	14	17	5	41	1.6
TOTAL	25-0	239/9.6	17-44	.386	2-3	.667	5-9	.556	18	46	64	2.6	22	0	11	14	17	5	41	1.6