



# VIRGINIA

**VIRGINIA ATHLETICS MEDIA RELATIONS**  
 295 Massie Road, Room 154  
 Charlottesville, VA 22904  
**Men's Basketball Contact:** Erich Bacher  
**OFFICE:** (434) 982-5530 • **CELL:** (720) 318-5538  
**E-mail:** bacher@virginia.edu  
**ON THE WEB:** VirginiaSports.com  
**ON TWITTER:** @UVMensHoops, @erichjbacher

20 NCAA TOURNAMENTS • 2 NCAA FINAL FOURS • 6 NCAA REGIONAL FINALS • 9 ALL-AMERICANS • 24 ALL-ACC FIRST TEAM SELECTIONS

## 2015-16 SCHEDULE/RESULTS (29-8, 13-5 ACC)

Date	Opponent	TV	Time/Result
Nov. 13	[6] MORGAN STATE	ESPN3	W, 86-48
Nov. 16	[6] at George Washington	ESPN2	L, 73-68
Nov. 19	[6] vs. Bradley ^	ESPN2	W, 82-57
Nov. 20	[6] vs. Long Beach State ^	ESPNU	W, 87-52
Nov. 22	[6] vs. George Mason ^	ESPN2	W, 83-66
Nov. 25	[12] LEHIGH	ESPN3	W, 80-54
Dec. 1	[10] at Ohio State %	ESPN	W, 64-58
Dec. 5	[10] WILLIAM & MARY	RSN	W, 67-52
Dec. 8	[10] vs. WVU [14]!	ESPN	W, 70-54
Dec. 19	[8] VILLANOVA [12]	ESPN2	W, 86-75
Dec. 22	[5] CALIFORNIA [RV]	ESPN2	W, 63-62 OT
Dec. 30	[5] OAKLAND	ESPNU	W, 71-58
Jan. 2	[5] NOTRE DAME [RV] *	ESPN2	W, 77-66
Jan. 4	[4] at Virginia Tech *	ESPN2	L, 70-68
Jan. 9	[4] at Georgia Tech *	ACCN	L, 68-64
Jan. 12	[13] MIAMI [8] *	ESPNU	W, 66-58
Jan. 17	[13] at Florida State *	ESPNU	L, 69-62
Jan. 19	[13] CLEMSON [RV] *	ACCN	W, 69-62
Jan. 24	[13] SYRACUSE *	ESPN2	W, 73-65
Jan. 26	[11] at Wake Forest *	ESPN3	W, 72-71
Jan. 30	[11] at Louisville [16] *	CBS	W, 63-47
Feb. 3	[9] BOSTON COLLEGE *	RSN	W, 61-47
Feb. 6	[9] at Pitt * [RV]	ACCN	W, 64-50
Feb. 9	[7] VIRGINIA TECH *	ACCN	W, 67-49
Feb. 13	[7] at Duke [RV] *	ESPN	L, 63-62
Feb. 15	[7] NC STATE *	ESPN	W, 73-53
Feb. 22	[3] at Miami [12] *	ESPN	L, 64-61
Feb. 27	[3] NO. CAROLINA [7] *	ESPN	W, 79-74
Mar. 1	[4] at Clemson *	ESPNU	W, 64-57
Mar. 5	[4] LOUISVILLE [11] *	ESPN	W, 68-46
Mar. 10	[4] vs. Georgia Tech **	ESPN/ACCN	W, 72-52
Mar. 11	[4] vs. Miami [11] **	ESPN/ACCN	W, 73-68
Mar. 12	[4] vs. UNC [7] **	ESPN/ACCN	L, 61-57
Mar. 17	[4] vs. Hampton &	TruTV	W, 81-45
Mar. 19	[4] vs. Butler [RV] &	TBS	W, 77-69
Mar. 25	[4] vs. Iowa State [22] @	CBS	W, 84-71
Mar. 27	[4] vs. Syracuse @	TBS	L, 68-62

### HOME GAMES IN BOLD CAPS

^ - Charleston Classic, Charleston, S.C.  
 % - Big Ten/ACC Challenge  
 ! - Jimmy V Classic, New York, N.Y.  
 \* - ACC game  
 \*\* - ACC Tournament, Washington, D.C.  
 & - NCAA First & Second Rounds, Raleigh, N.C.  
 @ - NCAA Midwest Regional, Chicago, Ill.

## 2015-16 VIRGINIA BASKETBALL BY THE NUMBERS

- 29** - Virginia's 29 wins tied for fourth-most in school history.
- Virginia posted a 15-0 record at John Paul Jones Arena.
- 15** - The Cavaliers recorded 13 ACC wins and has a school-best 56 league wins over a four-year span.
- 13** - UVA advanced to its sixth NCAA Regional final as the No. 1 seed in the Midwest Region.
- 6**



## #4/5 VIRGINIA CAVALIERS (29-8, 13-5 ACC)

Head Coach: Tony Bennett (Green Bay, 1992)

Record at UVA: 165-72 (7 seasons); Career Record: 234-105 (10 seasons)

### 2015-16 TEAM ACCOMPLISHMENTS

- No. 4/5 Virginia participated in its third straight NCAA Tournament and made its first Elite Eight appearance since 1995.
- UVA's 29 wins tied for the fourth-most wins in school history.
- The Cavaliers earned their fifth No. 1 seed in the NCAA Tournament and second in the last three seasons.
- UVA tied a school record with eight wins against ranked opponents.
- The UVA Senior Class of 2016 tied a school record with 112 wins.
- UVA ranked second nationally in scoring defense (60.1 ppg), fifth in assist-to-turnover ratio (1.60), seventh in field goal percentage (49.1%), 10th in 3-point field goal percentage (40.3%), 17th in free throw percentage (75.2%) and 19th in scoring margin (10.9).
- UVA shot a school-best 40.3 percent from 3-point range.
- The Cavaliers finished undefeated at home (15-0) in 2015-16 for the first time since 1981-82 (12-0).
- UVA has 89 wins from 2014-16, setting a school-record for most wins during a three-year span (88 from 1981-83).
- UVA has 45 ACC wins from 2014-16, setting a school-record for most wins during a three-year span.
- UVA secured its fifth straight 20-win season for the first time since 1989-93.
- UVA recorded its fourth straight 23-win season for the first time since 1980-83.
- Virginia captured the Charleston Classic with wins over Bradley, Long Beach State and George Mason.

### ALL-TIME IN THE NCAA TOURNAMENT

- The Cavaliers earned their 20th NCAA Tournament bid and was the No. 1 seed in the Midwest Region.
- UVA earned its sixth sixth NCAA Regional final appearance (1981, 1983, 1984, 1989, 1995, 2016) and first since 1995.
- Virginia is 28-20 all-time in 20 NCAA Tournament appearances.
- UVA made its third consecutive NCAA Tournament appearance for the first time since 1993-95.
- UVA earned its fifth No. 1 seed and second in the last three seasons.
- Virginia head coach Tony Bennett is 9-6 all-time in the NCAA Tournament (six appearances), including a 6-4 mark at UVA.
- The Cavaliers defeated No. 16 seed Hampton (81-45), No. 9 seed Butler (77-69) and No. 4 seed Iowa State (81-74) before losing to No. 10 seed Syracuse (68-62).
- Anthony Gill led Virginia in scoring and rebounding during the NCAA Tournament at 17.8 points and 6.5 rebounds per game, respectively.
- Malcolm Brogdon averaged 14.3 points and Mike Tobey averaged 11.5, while London Perrantes averaged 11 points and 4.2 assists.

### ACC TOURNAMENT IN REVIEW

- Virginia advanced to its eighth ACC Tournament championship and posted a 2-1 record at Verizon Center in Washington, D.C.
- The No. 2 seeded Cavaliers defeated No. 10 seed Georgia Tech (72-52) and No. 3 seed Miami (73-68) before losing to No. 1 seed North Carolina (61-57) in the championship.
- Malcolm Brogdon and Anthony Gill were named to the ACC All-Tournament first team, while London Perrantes was named to the second team.
- The Cavaliers have advanced to the ACC Tournament championship in two of the last three seasons.
- UVA is 37-61 all-time at the ACC Tournament.

### CONSENSUS FIRST-TEAM ALL-AMERICA HONORS FOR BROGDON

- Malcolm Brogdon became the first Cavalier since Ralph Sampson (1981-83) to earn consensus first-team All-America honors.
- Brogdon was named first-team All-American by the Sporting News, U.S. Basketball Writers Association, National Association of Basketball Coaches and Associated Press.
- Brogdon was a John R. Wooden All-American and Wooden Award finalist.
- In addition, Brogdon was a James Naismith Trophy and Oscar Robertson Trophy finalist for national player of the year.
- Brogdon was also a Jerry West Award finalist for the nation's top shooting guard.

### BROGDON SWEEPS TOP ACC MEDIA AND COACHES HONORS

- Malcolm Brogdon was named ACC Player of the Year, Defensive Player of the Year, All-ACC First Team and ACC All-Defensive Team by the Atlantic Coast Sports Media Association (ACSM) and the ACC coaches.
- Anthony Gill was named All-ACC Third Team and London Perrantes was named honorable mention by ACSMA and the ACC coaches.
- Brogdon is the first player in ACC history to earn Player of the Year and Defensive Player of the Year in the same season.
- Brogdon is the first Cavalier to earn ACC Player of the Year honors since Ralph Sampson won the award three consecutive seasons from 1981-83.
- Brogdon is the third Cavalier to earn ACC Player of the Year honors, joining Sampson and Barry Parkhill (1972).
- Brogdon was named to the All-ACC first team for the third consecutive season and ACC All-Defensive team for the second straight year.
- Brogdon became the fourth Cavalier to earn three All-ACC first-team honors joining Sampson (1981-83), Bryant Stith (1990-92) and Sean Singletary (2006-08).

## VIRGINIA'S FINAL STARTING LINEUP VS. SYRACUSE (3/27/16)

Pos.	No.	Player (Hometown)	Yr.	Ht.	Wt.	PPG	RPG	2015-16 NOTES
G	32	London Perrantes (Los Angeles, Calif.)	Jr.	6-2	192	11.0	3.0	Led the ACC in 3-point shooting at 48.8 percent
G	15	Malcolm Brogdon (Atlanta, Ga.)	Sr.	6-5	215	18.2	4.1	Consensus first-team All-American had 18 20-point games
G	0	Devon Hall (Virginia Beach, Va.)	So.	6-5	209	4.4	2.6	Set career highs in minutes (21.9 mppg) and starts (20)
F	13	Anthony Gill (High Point, N.C.)	Sr.	6-8	230	13.8	6.1	Third-team All-ACC; career high in points per game
F	21	Isaiah Wilkins (Lilburn, Ga.)	So.	6-7	230	4.68	4.1	Led UVA with 31 blocked shots & had 28 steals

### OFF THE BENCH

C	10	Mike Tobey (Monroe, N.Y.)	Sr.	7-0	260	7.3	4.4	Set UVA record with 138 career games played
G	51	Darius Thompson (Murfreesboro, Tenn.)	So.	6-4	196	4.3	1.2	Scored in double figures in six contests
G	4	Marial Shayok (Ottawa, Ontario)	So.	6-5	213	4.3	1.9	Scored in double figures seven times
F	11	Evan Nolte (Milton, Ga.)	Sr.	6-8	228	1.9	0.8	Made 92 career 3-pointers in 134 games
F	31	Jarred Reuter (Marion, Mass.)	Fr.	6-7	243	1.5	1.0	Rookie played in 26 contests

**UVA RANKED NO. 4/5 IN FINAL NATIONAL POLLS**

- UVA finished No. 4/5 in the last AP and USA Today coaches' polls.
- UVA was ranked in the top 10 in the AP poll on three different occasions this season (15 polls overall).
- UVA has been ranked in the top 10 in 37 of the last 41 AP polls.
- UVA was ranked in the top 10 in 25 consecutive AP polls from March 3, 2014 to Nov. 16, 2015, its longest span since 49 straight from 1980-83.
- The Cavaliers' No. 6 preseason ranking was UVA's best since a No. 1 ranking to start the 1982-83 season.

**VIRGINIA HEAD COACH TONY BENNETT**

- Head coach Tony Bennett has a 165-72 mark in seven seasons at Virginia and 234-105 career mark in 10 seasons overall.
- In 2015-16, Bennett led Virginia to its third consecutive NCAA Tournament, first NCAA Elite Eight appearance since 1995 and 29 wins.
- Bennett was named USBWA District 3 Coach of the Year for the third consecutive year.
- Bennett was named 2015 USBWA National Coach of the Year and ACC Coach of the Year after leading Virginia to a school-record tying 30 wins and its second consecutive ACC regular-season title.
- Bennett led the Cavaliers to 30 wins in back-to-back seasons (2013-2014) for the first time in school history.
- In 2013-14, Bennett guided UVA to its first ACC regular season and tournament championship (first since 1976) in the same season for the first time in school history.
- Bennett has led the Cavaliers to five consecutive postseason tournaments (NCAA in 2012, 2014, 2015 and 2016, and NIT in 2013).
- Bennett-coached teams are 80-3 when holding opponents to fewer than 50 points during his 10-year coaching career.
- Bennett-coached teams have led the nation in scoring defense three times (2008-09, 2013-14 & 2014-15), and finished in the top five nationally in seven of 10 seasons.
- In 2015-16, Bennett was one of 26 Division I head coaches who played in the NBA.
- UVA is 100-20 (.833) in seven seasons at home under Bennett.

**BENNETT IN THE NCAA TOURNEY**

- Tony Bennett is 9-6 career in the NCAA Tournament, including a 6-4 record at UVA.
- Bennett has led UVA to the NCAA Tournament in 2012, 2014, 2015 and 2016.
- Bennett guided the Cavaliers to the NCAA Elite Eight in 2016 and led Washington State (2008) and Virginia (2014 & 2016) to the NCAA Sweet 16.
- Bennett went 3-2 during two trips to the NCAA Tournament at Washington State (2007 and 2008).

**SENIORS IN ELITE COMPANY AT UVA**

- The 2016 UVA senior class of Malcolm Brogdon, Anthony Gill, Mike Tobey, Evan Nolte and Caid Kirven tied for first in school history with 112 career wins.
- The UVA Class of 1983 led by three-time National and ACC Player of the Year Ralph Sampson also had 112 wins.
- Brogdon, Gill, Tobey, Nolte and Kirven helped UVA capture two ACC regular-season titles and one ACC Tournament championship.
- Brogdon participated in four NCAA tournaments (2012, 2014, 2015, 2016), missing the 2013 season with a foot injury.
- The other seniors participated in three NCAA tournaments and one NIT.
- All five seniors earned their degrees in 2016.

**UVA VS. RANKED OPPONENTS**

- UVA was 8-2 vs. ranked opponents, including back-to-back wins over then-No. 14 West Virginia (70-54) and then-No. 12/13 and eventual national champion Villanova (86-75) in non-conference action.
- UVA added wins over then-No. 8 Miami (66-58), then-No. 16 Louisville (63-47), then-No. 3 North Carolina (79-74), then-No. 11 Louisville (68-46), then-No. 11 Miami (73-68) and then-No. 22 Iowa State (81-74).
- UVA's eight wins against ranked opponents tied the school record set in 1980-81.
- The 22-point win over Louisville marked UVA's most lopsided against a ranked opponent since a 92-67 win over No. 6 Maryland on

**NAT'L DEFENSIVE RANKINGS UNDER BENNETT (FINAL)**

Year	School	Pts/Gm	Rank
2006-07	Washington State	59.5	2nd
2007-08	Washington State	56.4	3rd
2008-09	Washington State	55.4	1st
2009-10	Virginia	63.6	54th
2010-11	Virginia	62.4	36th
2011-12	Virginia	54.2	2nd
2012-13	Virginia	55.6	5th
2013-14	Virginia	55.7	1st
2014-15	Virginia	51.5	1st
2015-16	Virginia	60.1	2nd

**WINNINGEST SENIOR CLASSES IN UVA HISTORY**

CLASS	WINS	NOTABLE SENIOR(S)
2016	112	Malcolm Brogdon, Anthony Gill
1983	112	Ralph Sampson
1984	109	Rick Carlisle, Othell Wilson, Ricky Stokes
2015	105	Darion Atkins
1982	102	Jeff Jones

March 5, 1995.

- Virginia is 22-23 against ranked opponents, including a 2-6 mark vs. top-5 foes, in the Tony Bennett era.
- UVA is 137-319 vs. ranked opponents, including a 25-119 mark against top-5 foes, since 1953-54.
- The Cavaliers are 1-26 vs. No. 1-ranked opponents (86-73 vs. No. 1 North Carolina on Jan. 30, 1986).

**VIRGINIA BASKETBALL WAS OFFENSIVE**

- UVA averaged 71.0 points, its most since 76.8 ppg in 2007-08.
- UVA ranked Nos. 3, 5 and 9 in the KenPom.com overall, adjusted defense and adjusted offense efficiency ratings, respectively.
- UVA shot 49.1 percent from the field (best since 49.6% in 1986-87), 40.3 percent from 3-point range (best in school history) and 75.2 percent from the free throw line (best since 76.2% in 1978-79).
- UVA scored 80 or more points in eight games, its most since 11 in 2007-08.
- UVA's 86 points against Villanova were its most scored against a top-25 foe since tallying 87 in a road win at Minnesota in 2010-11.
- UVA shot 55 percent or better in 11 games, including three NCAA Tournament contests.
- The Cavaliers scored 82 or more points in three straight games (Nov. 19-22 at Charleston Classic) for the first time since the first three games of the 2001-02 season.
- UVA shot 50 percent or better from the field in 19 games and 50 percent or better from 3-point range in 10 games.

**BROGDON ONE OF THE BEST CAVALIERS EVER**

- Malcolm Brogdon earned UVA's first consensus first-team All-America honor since Ralph Sampson from 1981-83.
- Brogdon became the first player to earn ACC Player of the Year and Defensive Player of the Year honors in the same season.
- Brogdon was UVA's first ACC Player of the Year since Ralph Sampson captured three straight league player of the year honors from 1981-83.
- Brogdon was UVA's first three-time All-ACC first-team selection since Singletary (2006-08).
- The two-time All-American became the first UVA player since Sean Singletary (2006-08) to lead UVA in scoring for three straight seasons.
- Brogdon's 18.2 scoring average was the highest for UVA since Singletary's 19.8 ppg in 2007-08.
- Brogdon's 19.9 scoring average in ACC action was the highest for UVA since Singletary's 21.5 ppg in 2007-08.
- Brogdon had 18 20-point efforts, including a career-high 28 at GW, Wake Forest and Miami, marking the most by a UVA player in a season since Bryant Stith had 18 20-point games in 1990-91.
- Brogdon made 42 consecutive free throws from Jan. 24-March 5, seven shy of breaking Jeff Lamp's school-record of 48 in 1979-80.
- The three-time All-ACC performer finished his career ranked ninth on UVA's all-time scoring list with 1,809 points in 136 career games (13.3 career ppg).



**HEAD COACH  
TONY BENNETT**  
7TH SEASON

**PERSONAL**

Birthdate: June 1, 1969  
Birthplace: Clintonville, Wis.

Family: wife, Laurel; daughter, Anna; son, Eli

**EDUCATION**

College: Green Bay, 1992

**COACHING EXPERIENCE**

- 1999-00 Wisconsin (staff volunteer)
- 2000-01 Wisconsin (assistant coach)
- 2003-04 Washington State (assistant coach)
- 2004-06 Washington State (associate head coach)
- 2006-09 Washington State (head coach)
- 2009- Virginia (head coach)

**THE BENNETT RECORD**

Year	School	Record (Conf)	Postseason
2006-07	Washington St.	26-8 (13-5)	NCAA 2nd Round
2007-08	Washington St.	26-9 (11-7)	NCAA Sweet 16
2008-09	Washington St.	17-16 (8-10)	NIT 1st Round
2009-10	Virginia	15-16 (5-11)	
2010-11	Virginia	16-15 (7-9)	
2011-12	Virginia	22-10 (9-7)	NCAA 2nd Round
2012-13	Virginia	23-12 (11-7)	NIT Quarterfinals
2013-14	Virginia	30-7 (16-2)	NCAA Sweet 16
2014-15	Virginia	30-4 (16-2)	NCAA Third Round
2015-16	Virginia	29-8 (13-5)	NCAA Reg. Final
<b>Total</b>	<b>10th season</b>	<b>234-105</b>	
<b>Virginia</b>	<b>7th season</b>	<b>165-72 (77-43 ACC)</b>	

**BENNETT VS. 2015-16 OPPONENTS**

Opponent	Career	Virginia
Boston College	6-4	6-4
Butler	1-0	1-0
Bradley	1-0	1-0
California	4-3	1-0
Clemson	7-3	7-3
Duke	2-8	2-8
Florida State	6-6	6-6
George Mason	1-1	1-1
George Washington	1-1	1-1
Georgia Tech	8-2	8-2
Hampton	3-0	3-0
Iowa State	1-1	1-1
Lehigh	1-0	1-0
Long Beach State	1-0	1-0
Louisville	3-1	3-1
Miami	6-5	6-5
Morgan State	2-0	2-0
North Carolina	5-7	5-6
NC State	9-2	9-2
Notre Dame	5-0	4-0
Oakland	1-0	1-0
Ohio State	1-0	1-0
Pitt	4-1	4-0
Syracuse	3-1	3-1
Villanova	1-0	1-0
Virginia Tech	10-4	10-4
Wake Forest	5-4	5-4
West Virginia	1-0	1-0
William & Mary	2-0	2-0

- Brogdon also finished his UVA career ranked first in free throw percentage (87.6%), second in games played (136), fifth in minutes played (4,157), sixth in 3-point field goal percentage (36.5%), seventh in 3-pointers (185) and ninth in free throws (422).
- Brogdon started 108 consecutive games at UVA.
- Brogdon was named to the 2016 Senior CLASS Award First Team was a John R. Wooden Citizen Cup Award finalist.
- Brogdon was named a preseason All-American by The Sporting News (1st team), Blue Ribbon Yearbook (1st team), CBSsports.com (2nd team), NBCSports.com (2nd team), Bleacher Report (2nd team), USA Today (3rd team) and CollegeInsider.com.
- Brogdon and Gonzaga's Kyle Wiltjer were the first consensus All-Americans to return as fifth-year seniors since Vanderbilt's Billy McCaffrey in 1993-94.
- In 2014-15, Brogdon averaged 14.0 points and 3.9 rebounds en route to All-America second-team and All-ACC first-team accolades.
- Brogdon helped Team USA to a bronze medal at the 2015 Pan American Games in Toronto.
- He earned a degree in history and is pursuing a master's degree from the Frank Batten School of Leadership and Public Policy.

### **GILL THE THRILL**

- All-ACC third-team selection Anthony Gill averaged a career-high 13.8 points and a team-leading 6.1 rebounds.
- Gill shot a school-record 58.2 percent during his three-year UVA career.
- Gill led UVA in scoring in 10 games, including two NCAA Tournament games.
- Gill was the first UVA player to score in double figures in the first 22 games of a season since Sean Singletary scored 10 or more points in all 33 games during 2007-08.
- Gill reached double figures in scoring in 33 of 37 games.
- Gill earned ACC Player of the Week honors after tallying 20 points and 12 rebounds vs. West Virginia for his fourth career double-double.
- Gill averaged 11.6 points and 6.5 rebounds en route to All-ACC third-team (media) honors in 2014-15.
- Gill was named to the coaches' All-ACC Defensive Team in 2014-15.
- Gill has amassed 1,458 career points in three seasons at UVA and one at South Carolina.
- He ranks 33rd on UVA's all-time scoring list with 1,222 career points.

### **LONDON CALLING THE SHOTS**

- All-ACC honorable mention guard London Perrantes enjoyed a breakout season in 2015-16, averaging career highs in points (11.0), field goal percentage (43.9%) and 3-point field goal percentage (48.8%).
- Perrantes hit double figures in scoring in 18 games, including a season-high 22 points (career-best seven 3-pointers) at Virginia Tech.
- Perrantes led the ACC in 3-point shooting at 48.8 percent and has a career 2.9 assist-to-turnover ratio (441 assists, 153 turnovers) in 104 games.
- He tallied his second career double-double with 16 points and a career-high 11 assists against George Mason en route to MVP honors at the Charleston Classic.
- Perrantes also tallied 19 points against Villanova, Florida State and NC State.
- He missed the Ohio State and William & Mary contests due to an appendectomy.
- Perrantes averaged 6.4 points and 4.6 assists en route to honorable mention All-ACC honors last season.
- Perrantes earned All-ACC Freshman Team honors in 2013-14.
- Perrantes ranks seventh all-time at UVA with 441 career assists.

### **HALL OF A SPARK**

- Devon Hall averaging 21.9 minutes in 37 games after averaging 10.6 minutes in 23 contests last season.
- Hall, who started 20 of the last 21 games, had career highs in assists (5) and blocked shots (3) vs. Virginia Tech (2/9/16).
- Hall scored an ACC-high 11 points vs. Clemson and North Carolina.
- Hall netted a career-high 13 points vs. Morgan State and drained a career-best four 3-pointers for 12 points vs. Long Beach State.
- Hall had nine points and a career-high seven rebounds at Clemson.
- Hall made his first start of the season at Florida State, scoring six points and matching a season high with 26 minutes.

### **ZAY PAVED THE WAY DEFENSIVELY**

- Isaiah Wilkins led Virginia with 31 blocked shots and was third on the team with 28 steals.
- Wilkins averaged 4.6 points, 4.1 rebounds and 1.4 assists in 37 games.
- He had a career-high 13 rebounds vs. NC State (2/15/16).
- Wilkins scored a career-high 14 points vs. Virginia Tech (2/9/16).
- He handed out a career-best five assists at Pitt (2/6/16) and blocked a career-high four shots at Virginia Tech (1/4/16).
- UVA was 17-5 with Wilkins in the starting lineup.

### **SECONDS ANYONE?**

- Virginia played its best basketball during the second half of games in 2015-16.
- The Cavaliers scored more points in the second half than the first half in 30 of 37 games.
- UVA averaged 38.9 points in the second half and 31.8 points in the first stanza.
- UVA shot 53.3 percent on its second-half shots, including 44.4 percent from 3-point range, and 45.1 percent on its first-half shots and 36.3 percent from 3-point range.

### **BENNETT, BROGDON & GILL HONORED BY USBWA**

- Tony Bennett was named USBWA District 3 Coach of Year, Malcolm Brogdon was named Player of the Year and Anthony Gill joined Brogdon on the USBWA All-District 3 team.
- Bennett earned his third consecutive USBWA District 3 Coach of the Year honor after leading No. 4 Virginia to a 24-6 record.
- Brogdon earned his first USBWA District 3 player of the year honor and third consecutive All-District award.
- Brogdon joins former UVA star Bryant Stith as the only Cavaliers to earn District player of the year accolades.

### **HOLDING FOES UNDER 50**

- Virginia is 55-2 when holding opponents under 50 points in the Tony Bennett era.
- Bennett-coached teams are 80-3 when holding opponent to fewer than 50 points (25-1 in three years at Washington State).

### **THE ELECTRIC 70's**

- Virginia is 80-4 when scoring at least 70 points under Tony Bennett and 85-68 when scoring under 70 points.

### **IN THE 60's**

- UVA is 142-32 when scoring at least 60 points under Tony Bennett and 23-40 when scoring fewer than 60 points.

### **CAVALIERS IN THE ACC OVERALL RANKINGS**

- London Perrantes ranked first in the ACC in 3-point percentage (48.8%), sixth in assist-to-turnover ratio (2.4), seventh in assists (4.4 apg) and eighth in 3-pointers per game (2.2).
- Malcolm Brogdon ranked first in free throw percentage (89.7%), fourth in scoring (18.2 ppg), seventh in assist-to-turnover ratio (2.2), eighth in 3-point percentage (39.1%) and 10th in minutes (34.1 mpg).
- Anthony Gill ranked second in the ACC in field goal percentage (58%), 17th in rebounding (6.1 rpg) and 23rd in scoring (13.8 ppg).

### **BROGDON & PERRANTES EXCELLED DURING ACC PLAY**

- Malcolm Brogdon ranked first in free throw shooting (90.9%), fourth in scoring (19.9 ppg), sixth in 3-point shooting (41.1%) and tied for 10th in 3-pointers per game (2.2) during ACC play.
- London Perrantes ranked first in 3-point shooting (48.1%), fifth in assists (4.3 apg), eighth in assist-to-turnover ratio (2.0) and tied for 10th in 3-pointers per game (2.2).
- Anthony Gill ranked 18th in rebounding (6.0 rpg) and 25th in scoring (12.8 ppg).

### **NON-CONFERENCE HIGHLIGHTS**

- UVA went 11-1 in non-conference, regular-season action in 2015-15.
- The Cavaliers posted back-to-back wins against top-15 opponents, defeating then-No. 14 West Virginia (70-54) and then-No. 12/13 Villanova (86-75).
- Virginia captured the Charleston Classic with wins over Bradley, Long Beach State and George Mason.
- The Cavaliers defeated Ohio State in the Big Ten/ACC Challenge.
- The home win over Oakland gave UVA its third streak of 10 wins or more under Tony Bennett.
- Virginia scored 80 or more points in eight games, its most under Tony Bennett and most since 11 in 2007-08.

### **HIGHLIGHTS FROM THE SEVEN-GAME ACC WINNING STREAK**

- UVA allowed 55.9 points per game during its seven-game winning streak from Jan. 19-Feb. 9.
- UVA held four straight opponents (Louisville, Boston College, Pitt and Virginia Tech) to 50 or fewer points.
- The Cavaliers limited opponents to 38.6 percent field goal shooting and 33.3 percent 3-point shooting.
- The Cavaliers scored 18 points, including Darius Thompson's game-winning 3-pointer, in the final 1:16 to defeat Wake Forest 72-71.
- UVA handed Louisville its worst defeat (63-47) at KFC Yum! Center since the building opened in 2010.
- UVA shot 50.6 percent from the field and 42.4 percent from 3-point range during the winning streak.
- Malcolm Brogdon had five 20-point games during the streak, averaging 20.3 points, 54.8 percent field goal shooting, 51.5 percent 3-point shooting and 97.1 percent free throw shooting.

### **ABOUT THE THREE-GAME ROAD LOSING STREAK**

- Virginia lost three straight ACC road games (Virginia Tech, Georgia Tech & Florida State) for the first time since losing four straight in 2012-13 (North Carolina, Miami, Boston College and Florida State).
- The two-game losing streak from Jan. 4-9, 2016 (Virginia Tech & Georgia Tech) was UVA's first since Dec. 4-7, 2013 (Wisconsin and Green Bay).
- UVA allowed 69 points per game during the losing streak.
- The Cavaliers allowed Virginia Tech, Georgia Tech and Florida State to shoot 51.1 percent (23-45) from 3-point range.
- UVA was outscored 55-36 in bench points during the streak.

### **ABOUT THE 2015-16 SCHEDULE**

- UVA posted a 12-4 record against nine 2016 NCAA Tournament teams in 2015-16: Butler (1-0), California (1-0), Duke (0-1), Hampton (1-0), Iowa State (1-0), Miami (2-1), North Carolina (1-1), Notre Dame (1-0), Pittsburgh (1-0), Syracuse (1-1), Villanova (1-0) and West Virginia (1-0).

### **CAVALIERS IN THE NBA**

- Mike Scott (Atlanta), Joe Harris (Cleveland) and Justin Anderson (Dallas) are former Cavaliers who played in the NBA this season.
- Harris was traded from Cleveland to Orlando, but was waived by the Magic. Harris underwent foot surgery on Jan. 12 and missed the remainder of the season.
- Scott and Anderson played in the 2016 NBA playoffs.

**BROGDON ADDS SENIOR CLASS HONOR**

- Malcolm Brogdon was named to the 2015-16 Senior CLASS All-America first team.
- To be eligible for Senior CLASS All-America honors, a student-athlete must be classified as an NCAA Division I senior and have notable achievements in four areas of excellence: classroom, community, character and competition.
- Brogdon earned his undergraduate degree in history in August of 2015 and is pursuing his master's in public policy from the Frank Batten School of Leadership and Public Policy. He has earned ACC Honor Roll and UVA Athletic Honor Roll recognition.
- Brogdon has dedicated much of his free time to improving his community and the lives of others. He has volunteered as a reader and mentor to fifth-grade students at Broadus Elementary School in Charlottesville and served as a mentor at the Charlottesville Boys and Girls Club. He helped build a house for Habitat for Humanity and has visited patients at local hospitals and children at elementary schools.

**GILL NAMED TO ALLSTATE GOOD WORKS TEAM®**

- Anthony Gill was one of 10 players named to the 2016 Allstate NABC Good Works Team®.
- This prestigious award pays tribute to college basketball players at all levels for their impressive commitment to giving back to their communities and positively impacting the lives of those around them.
- Gill has volunteered at hospitals, schools, Boys and Girls Club's, mentoring and speaking to children and at-risk youth.
- Gill made a mission trip to Jamaica with Athletes in Action, started a fundraiser for Love 146, packaged shoes for the Sole Hope organization and is planning a shoe drive in Charlottesville for the Dominican Republic.
- Members of the Allstate NABC Good Works Team® will be invited by Allstate to be recognized at the 2016 NABC Convention and 2016 NCAA Men's Final Four®, and will participate in a community service project to benefit the host city of Houston.
- Gill is the third UVA player to be named to the team, joining Joe Harris (2014) and Malcolm Brogdon (2015).
- UVA is the lone Division I program to have three players named to the team.

**THERE'S NO PLACE LIKE HOME**

- Virginia is 138-36 (.793) in 10 seasons at John Paul Jones Arena.
- The Cavaliers finished undefeated at home (15-0) in 2015-16 for the first time since 1981-82 (12-0).
- UVA owns the nation's seventh longest current home-winning streak at 20 games.
- UVA is 100-20 (.833), including a 65-5 (.929) mark the past four seasons, at home under head coach Tony Bennett.
- Virginia is 35-1 in ACC home games over the past four seasons, the best mark in ACC history with one loss (Duke 33-1 from 1962-64).
- UVA has won 11 or more home games for seven straight seasons.
- UVA's 21-game home winning streak from Dec. 21, 2013-Jan. 22, 2015 set a JPJ record.

**VIRGINIA PICKED 2ND IN THE ACC**

- Virginia finished tied for second in the ACC after being picked to finish second in the ACC preseason poll.
- The second-place preseason selection was UVA's highest since being selected first in 1982-83.
- The Cavaliers have finished at or higher than their predicted finish in each of the last eight seasons.

**NOLAN HONORED AS UVA'S 2016 ACC TOURNAMENT LEGEND**

- Former Virginia forward Norman Nolan was the Cavaliers' 2016 ACC Men's Basketball Tournament Legend.
- Nolan starred at Virginia from 1995-98, amassing 1,329 career points and ranking 10th on UVA's all-time rebounding list with 765 in 121 games.
- The Baltimore native enjoyed a breakout senior season at UVA in 1998, averaging 21 points and pulling down 9.2 rebounds per game.

**VIRGINIA INKS FOUR RECRUITS TO NLI's**

- Kyle Guy (Indianapolis, Ind./Lawrence Central), Jay Huff (Durham, N.C./Voyager Academy), De'Andre Hunter (Philadelphia, Pa./Friends' Central) and Ty Jerome (New Rochelle, N.Y./Iona College Prep) will join the Cavaliers for the 2016-17 season.
- In 2015-16, Guy averaged 23.5 points on 54 percent field goal shooting, including 43 percent from 3-point range.
- Guy was the first UVA player since Sylvan Landesberg in 2008 to compete in the McDonald's All-American game.
- Guy is ranked No. 27 in the final ESPN 2016 Prospect Ranking list.
- Jerome averaged 24.7 points, 8.0 rebounds and 5.0 assists in limited action in 2015-16.
- Jerome is ranked No. 43 in the final ESPN 2016 Prospect Ranking list.
- Hunter averaged 23.5 points, 9.8 rebounds, 3.0 assists, 2.5 blocked shots and 2.6 steals in 2015-16.
- Hunter is ranked No. 72 in the final ESPN 2016 Prospect Ranking list.
- In 2015-16, Huff averaged 16.3 points, 10.1 rebounds and 5.5 assists.
- Huff is ranked No. 73 in the final ESPN 2016 Prospect Ranking list.

**VIRGINIA RECORD BOOK**

**1,000 POINT SCORERS**

NO.	NAME	POINTS
1.	Bryant Stith (1989-92)	2,516
2.	Jeff Lamp (1978-81)	2,317
3.	Buzzy Wilkinson (1953-55)	2,233
4.	Ralph Sampson (1980-83)	2,228
5.	Sean Singletary (2005-08)	2,079
6.	Junior Burrough (1992-95)	1,970
7.	Wally Walker (1973-76)	1,849
8.	Chris Williams (1999-02)	1,812
9.	<b>Malcolm Brogdon (2012-16)</b>	<b>1,809</b>
10.	Harold Deane (1994-97)	1,763
11.	Curtis Staples (1995-98)	1,757
12.	Joe Harris (2011-14)	1,698
13.	J.R. Reynolds (2004-07)	1,683
14.	John Crotty (1988-91)	1,646
15.	Bob McCarty (1954-56)	1,625
33.	<b>Anthony Gill (2014-16)</b>	<b>1,222</b>

**CAREER ASSISTS**

NO.	NAME	ASSISTS
1.	John Crotty (1988-91)	683
2.	Jeff Jones (1979-82)	598
3.	Sean Singletary (2005-08)	587
4.	Donald Hand (1998-01)	529
5.	Othell Wilson (1981-84)	493
6.	Harold Deane (1994-97)	468
7.	<b>London Perrantes (2014-pres.)</b>	<b>441</b>
8.	John Johnson (1985-88)	426
9.	Jontel Evans (2010-13)	419
10.	Cory Alexander (1992-95)	401

**CAREER FT PERCENTAGE**

(min 200 FT made)

NO.	NAME	FT-FTA	FT%
1.	<b>Malcolm Brogdon (2012-pres.)</b>	<b>422-482</b>	<b>.876</b>
2.	Roger Mason, Jr. (2000-02)	318-366	.869
3.	Jeff Lamp (1978-81)	635-748	.849
4.	Sean Singletary (2005-08)	573-677	.846
5.	J.R. Reynolds (2004-07)	402-501	.802
	Sylvan Landesberg (2009-10)	259-323	.802

**CAREER FREE THROWS**

NO.	NAME	FREE THROWS
1.	Bryant Stith (1989-92)	690
2.	Buzzy Wilkinson (1953-55)	665
3.	Jeff Lamp (1978-81)	635
4.	Sean Singletary (2005-08)	573
5.	Harold Deane (1994-97)	546
6.	Donald Hand (1998-01)	444
7.	Junior Burrough (1992-95)	439
8.	Ralph Sampson (1980-83)	427
9.	John Crotty (1988-91)	413
	<b>Malcolm Brogdon (2012-16)</b>	<b>413</b>

## ASSOCIATED PRESS

### ASSOCIATED PRESS (Monday, March 14)

1	Kansas (63)	30-4	1,623
2	Michigan State (2)	29-5	1,552
3	<b>North Carolina</b>	<b>28-6</b>	<b>1,488</b>
4	<b>Virginia</b>	<b>26-7</b>	<b>1,384</b>
5	Oregon	28-6	1,371
6	<b>Villanova</b>	<b>29-5</b>	<b>1,283</b>
7	Oklahoma	25-7	1,215
8	<b>West Virginia</b>	<b>26-8</b>	<b>1,193</b>
9	Xavier	27-5	1,127
10	<b>Miami</b>	<b>25-7</b>	<b>920</b>
10	Kentucky	26-8	920
12	Purdue	26-8	873
13	Utah	26-8	870
14	Indiana	25-7	828
15	Texas A&M	26-8	682
16	<b>Louisville</b>	<b>23-8</b>	<b>585</b>
17	Arizona	25-8	559
18	Maryland	25-8	489
19	<b>Duke</b>	<b>23-10</b>	<b>383</b>
20	Seton Hall	25-8	374
21	Baylor	22-11	347
22	<b>Iowa State</b>	<b>21-11</b>	<b>317</b>
23	<b>California</b>	<b>23-10</b>	<b>270</b>
24	SMU	25-5	84
25	Iowa	21-10	82

Others receiving votes: Texas 69, **Notre Dame 61**, Saint Joseph's 60, Connecticut 34, Stephen F. Austin 12, Dayton 11, Wisconsin 9, Wichita St 9, Gonzaga 8, Arkansas-Little Rock 5, Providence 4, Valparaiso 3, **Butler 3**, Cincinnati 3, Yale 3, Monmouth 3, Saint Mary's 3, Stony Brook 2, Michigan 2, Akron 1, Northern Iowa 1

### 2015-16 Opponents in Bold

## USA TODAY COACHES

### USA TODAY COACHES (Tuesday, April 4)

1	<b>Villanova (30)</b>	<b>35-5</b>	<b>750</b>
2	<b>North Carolina</b>	<b>33-7</b>	<b>720</b>
3	Kansas	33-5	657
4	Oklahoma	29-8	643
5	<b>Virginia</b>	<b>29-8</b>	<b>631</b>
6	Oregon	31-7	596
7	Michigan State	29-6	488
8	<b>Miami</b>	<b>27-8</b>	<b>480</b>
9	Indiana	27-8	456
10	<b>Syracuse</b>	<b>23-14</b>	<b>446</b>
11	Xavier	28-6	361
12	Texas A&M	28-9	358
12	Maryland	27-9	358
14	<b>West Virginia</b>	<b>26-9</b>	<b>331</b>
15	<b>Iowa State</b>	<b>23-12</b>	<b>315</b>
16	Kentucky	27-9	297
17	<b>Notre Dame</b>	<b>24-12</b>	<b>285</b>
18	<b>Duke</b>	<b>25-11</b>	<b>263</b>
19	Purdue	26-9	184
20	Utah	27-9	170
21	Gonzaga	28-8	157
22	Arizona	25-9	154
23	Wisconsin	22-13	149
24	Baylor	22-12	105
25	Iowa	22-11	82

Others receiving votes: Wichita St 67, Saint Joseph's 48, **California 40**, Seton Hall 36, Providence 33, Texas 27, Northern Iowa 18, Connecticut 14, **George Washington 6**, **Butler 6**, Stephen F. Austin 6, VCU 4, Cincinnati 3, Valparaiso 2, Saint Mary's 1, Arkansas-Little Rock 1, Hawaii 1, Yale 1

### 2015-16 Opponents in Bold

## VIRGINIA IN THE NATIONAL POLLS

Date	Associated Press	USA Today Coaches
Preseason	6	6
Nov. 16	6	6
Nov. 23	12	12
Nov. 30	10	10
Dec. 7	10	10
Dec. 14	8	9
Dec. 21	5	5
Dec. 28	5	5
Jan. 4	4	4
Jan. 11	13	11
Jan. 18	13	13
Jan. 25	11	12
Feb. 1	9	9
Feb. 8	7	7
Feb. 15	7	8
Feb. 22	3	3
Feb. 29	4	4
March 7	4	4
March 14	4 (Final)	5
April 4	N/A	5 (Final)

### 2015-16 UNIVERSITY OF VIRGINIA CAVALIERS

No.	Name	Pos.	Ht.	Wt.	Yr.	Hometown/High School [Previous College]
0	Devon Hall *	G	6-5	209	So.	Virginia Beach, Va./Cape Henry Collegiate
1	Austin Nichols ^	F	6-9	232	Jr.	Collierville, Tenn./Briarcrest Christian School [Memphis]
2	Justice Bartley	G	6-5	209	Fr.	Lilburn, Ga./Montrose Christian School (Md.)
4	Marial Shayok *	G	6-5	213	So.	Ottawa, Canada/Blair Academy (N.J.)
10	Mike Tobey ***	C	7-0	260	Sr.	Monroe, N.Y./Blair Academy (N.J.)
11	Evan Nolte ***	F	6-8	228	Sr.	Milton, Ga./Milton
13	Anthony Gill ***	F	6-8	230	Sr.	High Point, N.C./Charlotte Christian [South Carolina]
15	Malcolm Brogdon ***	G	6-5	215	Sr.	Atlanta, Ga./Greater Atlanta Christian
21	Isaiah Wilkins *	F	6-7	230	So.	Lilburn, Ga./Greater Atlanta Christian
24	Caid Kirven ***	F	6-9	228	Sr.	Raleigh, N.C./Woodberry Forest (Va.)
25	Mamadi Diakite	F	6-9	195	Fr.	Conakry, Guinea, Africa/Blue Ridge School (Va.)
31	Jarred Reuter	F	6-7	243	Fr.	Marion, Mass./Brewster Academy (N.H.)
32	London Perrantes **	G	6-2	192	Jr.	Los Angeles, Calif./Crespi Carmelite
33	Jack Salt	C	6-11	250	Fr.	Auckland, New Zealand/Westlake
34	Jeff Jones **	F	6-6	213	Jr.	Charlottesville, Va./St. Anne's-Belfield School
51	Darius Thompson	G	6-4	196	So.	Murfreesboro, Tenn./Blackman [Tennessee]

\* - Letters earned; ^ - Ineligible in 2015-16 because of NCAA transfer rules

**Head Coach:** Tony Bennett (Green Bay '92/seventh season)

**Associate Head Coach:** Ron Sanchez (SUNY-Oneonta '97/seventh season)

**Assistant Coaches:** Jason Williford (Virginia '95/seventh season); Brad Soderberg (UW-Stevens Point '85/first season)

**Director of Recruiting/Player Development:** Orlando Vandross (American International College '92/first season)

**Director of Scouting/Recruiting:** Vic Sfera (Memphis '10/second season)

**Technology Assistant:** Johnny Carpenter (Virginia '13/first season)

**Assistant AD for Men's Basketball:** Ronnie Wideman (Washington State '06/seventh season)

**Strength and Conditioning Coach:** Mike Curtis (Virginia '98/seventh season)

**Athletic Trainer:** Ethan Saliba (Kansas '79/33rd season)

# NCAA TOURNAMENT SUPERLATIVES

## VIRGINIA HIGHS

**Points** ..... 104 vs. Middle Tennessee (1989)  
**Margin of Victory** ..... 36 vs. Hampton (2016)  
**Field Goals Made** ..... 36 vs. Boston College (1983) [36-72]  
**Field Goals Attempted** ..... 74 vs. Arizona (1994) [23-74]  
**Field Goal Pct.** ..... 63.4% vs. NC State (1983) [26-41]  
**3-Point FG Made** ..... 12 vs. Hampton (2016) [12-25]  
**3-Point FG Attempted** ..... 28 vs. Arizona (1994) [9-28]  
**3-Point FG Pct.** ..... 75% vs. Wyoming (1987) [3-4]  
*(min. 10 3FGA)* ..... 70, 2x, last vs. Middle Tennessee (1989) [7-10]  
**Free Throws Made** ..... 50 vs. LSU (1981) [34-38]  
**Free Throws Attempted** ..... 42 vs. Nicholls State (1995) [32-42]  
**Free Throw Pct. (min. 10 FTA)** ..... 90.9% vs. DePaul (1976) [10-11]  
**Offensive Rebounds** ..... 18, 4x, last vs. Mich. St. (2015)  
**Rebounds** ..... 50 vs. Boston College (1983)  
**Rebound Margin** ..... +16, 2x last vs. Albany (2007) [41-25]  
**Personal Fouls** ..... 27, 2x last vs. Boston College (1983)  
**Disqualifications** ..... 3 vs. Boston College (1983)  
**Assists** ..... 26 vs. Iowa State (2016)  
**Turnovers** ..... 21 vs. Cincinnati (1993)  
**Blocked Shots** ..... 8, 2x last vs. Syracuse (2016)  
**Steals** ..... 12 vs. Nicholls State (1995)  
**Overtime Periods** ..... 1, 3x last vs. Miami (Ohio) (1995)

## OPPONENT HIGHS

**Points** ..... 102, Michigan (1989)  
**Margin of Victory** ..... 37, Michigan (1989)  
**Field Goals Made** ..... 41, Michigan (1989) [41-70]  
**Field Goals Attempted** ..... 78, Boston College (1983) [34-78]  
**Field Goal Pct.** ..... 58.6%, Michigan (1989) [41-70]  
**3-Point FG Made** ..... 11, 2x last by Tennessee (2007) [11-26]  
**3-Point FG Attempted** ..... 26, 2x last by Tennessee (2007) [11-26]  
**3-Point FG Pct.** ..... 55%, Michigan (1989) [11-20]  
**Free Throws Made** ..... 28, North Carolina (1981) [28-37]  
**Free Throws Attempted** ..... 37, North Carolina (1981) [28-37]  
**Free Throw Pct. (min. 10 FTA)** ..... 91.7%, Manhattan (1993) [11-12]  
**Free Throw Pct. (under 10 FTA)** ..... 100%, Indiana (1984) [6-6]  
**Offensive Rebounds** ..... 24, Cincinnati (1993)  
**Rebounds** ..... 48, Cincinnati (1993)  
**Rebound Margin** ..... +16, 2x last by Florida (2012) [39-23]  
**Personal Fouls** ..... 34, Syracuse (1984)  
**Disqualifications** ..... 5, Syracuse (1984)  
**Assists** ..... 23, Michigan (1989)  
**Turnovers** ..... 22, Nicholls State (1995)  
**Blocked Shots** ..... 13, Brigham Young (1991)  
**Steals** ..... 13, Arkansas (1984)

## VIRGINIA INDIVIDUAL HIGHS

**Points** ..... 33, Richard Morgan vs. Providence (1989)  
 33, Richard Morgan vs. Middle Tennessee (1989)  
**Rebounds** ..... 21, Ralph Sampson vs. UAB (1982)  
**Offensive Rebounds** ..... 8, Junior Burrough vs. Arkansas (1995)  
**FG Made** ..... 11, 5x last by Mason, Jr. vs. Gonzaga (2001) [11-19]  
**FG Attempted** ..... 22, 3x last by Burrough vs. Arizona (1994) [9-22]  
**FG Pct. (Min 10 FGA)** ..... 90%, John Crotty vs. Providence (1989) [9-10]  
**FG Pct. (Min 10 FGM)** ..... 76.9%, Crotty vs. Middle Tenn. (1989) [10-13]  
**Best Perfect FG Game** ..... 9-9, Jeff Jones vs. UAB (1982)  
**3-Point FG Made** ..... 6, Perrantes vs. Syracuse (2016) [6-10]  
**3-Point FG Attempted** ..... 12, Staples vs. Nicholls State (1995) [3-12]  
**3-Point FG Pct.** ..... 83.3%, Richard Morgan vs. Middle Tenn. (1989) [5-6]  
**Best Perfect 3FG Game** ..... 4-4, John Crotty vs. Providence (1989)  
**FT Made** ..... 12, Bryant Stith vs. Middle Tennessee (1989) [12-12]  
 12, Harold Deane vs. Nicholls State (1995) [12-14]  
**FT Attempted** ..... 14, Harold Deane vs. Nicholls State (1995) [12-14]  
**FT Pct. (min. 10 FTA)** ..... 100%, Stith vs. Middle Tenn. (1989) [12-12]  
**Best Perfect FT Game** ..... 12-12, Stith vs. Middle Tenn. (1989)  
**Assists** ..... 14, John Crotty vs. Middle Tennessee (1989)  
**Turnovers** ..... 7, Harold Deane vs. Nicholls State (1995)  
**Blocked Shots** ..... 4, Ralph Sampson, 5x last vs. NC State (1983)  
**Steals** ..... 5, Othell Wilson vs. Washington State (1983)  
 5, Harold Deane vs. Nicholls State (1995)  
**Minutes** ..... 45, Othell Wilson vs. Houston (1984)

## VIRGINIA LOWS

**Points** ..... 45 vs. Florida (2012)  
**Margin of Victory** ..... 1 vs. Iona (1984)  
**Field Goals Made** ..... 17 vs. Michigan State (2015) [17-57]  
**Field Goals Attempted** ..... 38 vs. Washington State (1983) [19-38]  
**Field Goal Pct.** ..... 27.7% vs. Brigham Young (1991) [18-65]  
**3-Point FG Made** ..... 1 vs. Brigham Young (1991) [1-15]  
**3-Point FG Attempted** ..... 4 vs. Wyoming (1987) [3-4]  
**3-Point FG Pct.** ..... 6.7% vs. Brigham Young (1991) [1-15]  
*(min. 10 3FGA)* ..... 6.7% vs. Brigham Young (1991) [1-15]  
**Free Throws Made** ..... 3, 2x last vs. Arizona (1994) [3-6]  
**Free Throws Attempted** ..... 6, 2x last vs. Arizona (1994) [3-6]  
**Free Throw Pct. (min. 10 FTA)** ..... 38.1% vs. Tennessee (1982) [8-21]  
**Offensive Rebounds** ..... 0 vs. Coastal Carolina (2014)  
**Rebounds** ..... 21 vs. Arkansas (1984)  
**Rebound Margin** ..... -16, 2x last vs. Florida (2012) [23-39]  
**Personal Fouls** ..... 10, 2x last vs. Oklahoma (1989)  
**Disqualifications** ..... 0 - many times  
**Assists** ..... 5, 2x last vs. Tennessee (2007)  
**Turnovers** ..... 5 vs. Michigan State (2015)  
**Blocked Shots** ..... 0, 5x  
**Steals** ..... 0 vs. Arkansas (1995)  
**Overtime Periods** ..... 1, 3x last vs. Miami (Ohio) (1995)

## OPPONENT LOWS

**Points** ..... 45, Hampton (2016)  
**Margin of Victory** ..... 1, NC State (1983)  
**Field Goals Made** ..... 17, 2x, last by Hampton (2016) [17-56]  
**Field Goals Attempted** ..... 37, Brigham Young (1991) [19-37]  
**Field Goal Pct.** ..... 30.4%, Hampton (2016) [17-56]  
**3-Point FG Made** ..... 2, 3x last by Kansas (1995) [2-21]  
**3-Point FG Attempted** ..... 4, Notre Dame (1990) [2-4]  
**3-Point FG Pct.** ..... 9.5%, Kansas (1995) [2-21]  
**Free Throws Made** ..... 2, Tennessee (1981) [2-4]  
**Free Throws Attempted** ..... 4, Tennessee (1981) [2-4]  
**Free Throw Pct. (min. 10 FTA)** ..... 42.9%, Memphis (2014) [9-21]  
**Free Throw Pct. (under 10 FTA)** ..... 50%, Tennessee (1981) [2-4]  
**Offensive Rebounds** ..... 2, Iowa State (2016)  
**Rebounds** ..... 19, Tennessee (1981)  
**Rebound Margin** ..... -16, 2x last by Florida (2012) [39-23]  
**Personal Fouls** ..... 10, 3x last by Florida (2012) [39-23]  
**Disqualifications** ..... 0 - many times  
**Assists** ..... 4, Hampton (2016)  
**Turnovers** ..... 6, 4x last by Michigan State (2015)  
**Blocked Shots** ..... 0, 8x last by Hampton (2016)  
**Steals** ..... 1, 4x last by Hampton (2016)

## OPPONENT INDIVIDUAL HIGHS

**Points** ..... 39, Al Wood, North Carolina (1981)  
**Rebounds** ..... 15, Kerry Hammonds, Middle Tennessee (1989)  
**Offensive Rebounds** ..... 6, Keith Bullock, Manhattan (1993)  
**FG Made** ..... 14, Al Wood, North Carolina (1981) [14-19]  
**FG Attempted** ..... 22, Michael Adams, Boston College (1983) [7-22]  
**FG Pct. (Min 10 FGA)** ..... 81.3%, Glen Rice, Michigan (1989) [13-16]  
**FG Pct. (Min 10 FGM)** ..... 81.3%, Glen Rice, Michigan (1989) [13-16]  
**Best Perfect FG Game** ..... 6-6, Patric Young, Florida (2012)  
**3-Point FG Made** ..... 7, Sean Higgins, Michigan (1989) [7-10]  
**3-Point FG Attempted** ..... 11, Nick Van Exel, Cincinnati (1993) [3-11]  
**3-Point FG Pct. (Min 5 3FGA)** ..... 80%, Glen Rice, Michigan (1989) [4-5]  
**Best Perfect 3FG Game** ..... 4-4, Andrew Chrabascz, Butler (2016) [4-4]  
**FT Made** ..... 11, Al Wood, North Carolina (1981) [11-13]  
**FT Attempted** ..... 13, Al Wood, North Carolina (1981) [11-13]  
 13, Khalid Reeves, Arizona (1994) [10-13]  
**FT Pct. (min. 10 FTA)** ..... 90%, Tom Garris, Boston College (1983) [9-10]  
 90%, Chris Lofton, Tennessee (2007) [9-10]  
**Best Perfect FT Game** ..... 7-7, Oliver Robinson, UAB (1982)  
**Assists** ..... 11, Nick Van Exel, Cincinnati (1993)  
**Turnovers** ..... 8, Akeem Olajuwon, Houston (1984)  
**Blocked Shots** ..... 10, Shawn Bradley, Brigham Young (1991)  
**Steals** ..... 8, Alvin Robertson, Arkansas (1984)  
**Minutes** ..... 45, 6x

# VIRGINIA'S 2015-16 RECORD WHEN..

	All	ACC
<b>Leading at the half:</b>	23-3	11-2
<b>Trailing at the half:</b>	5-4	1-3
<b>Tied at the half:</b>	1-1	1-0
<b>Playing Overtime</b>	1-0	0-0
<b>Shooting 50% or better</b>	18-1	7-1
<b>Shooting between 40-49.9%</b>	10-5	6-3
<b>Shooting less than 40%</b>	1-2	0-1
<b>Opponents shoot 50% or better</b>	5-0	1-0
<b>Opponents shoot less than 50%</b>	25-7	12-5
<b>UVA outrebounds its opponent</b>	20-3	8-2
<b>Opponent outrebounds UVA</b>	6-5	3-3
<b>Teams are tied in rebounds</b>	3-0	2-0
<b>UVA has 10 or more steals</b>	1-0	0-0
<b>UVA shoots 70% FT or better</b>	19-6	10-3
<b>UVA shoots less than 70% FT</b>	10-2	3-2
<b>Scoring less than 50 points</b>	0-0	0-0
<b>Scoring 50-59 points</b>	0-1	0-0
<b>Scoring 60-69 points</b>	11-7	8-5
<b>Scoring 70-79 points</b>	10-0	5-0
<b>Scoring 80-89 points</b>	8-0	0-0
<b>Scoring more than 90 points</b>	0-0	0-0
<b>Allowing fewer than 50 points</b>	6-0	4-0
<b>Allowing 50-59 points</b>	12-0	4-0
<b>Allowing 60-69 points</b>	7-6	3-4
<b>Allowing 70-79 points</b>	4-2	2-1
<b>Allowing 80-89 points</b>	0-0	0-0
<b>Allowing 90 or more points</b>	0-0	0-0
<b>Playing in John Paul Jones Arena</b>	15-0	9-0
<b>Playing on the road</b>	5-6	4-5
<b>Playing on a neutral court</b>	9-2	0-0
<b>Game decided by 1-4 points</b>	2-5	1-4
<b>Game decided by 5-10 points</b>	8-3	5-1
<b>Game decided by 11 or more pts</b>	18-0	7-0
<b>Playing at night</b>	25-6	11-3
<b>Playing in the afternoon</b>	4-2	2-2
<b>Playing on Monday</b>	1-3	1-2
<b>Playing on Tuesday</b>	8-0	5-0
<b>Playing on Wednesday</b>	3-0	1-0
<b>Playing on Thursday</b>	3-0	0-0
<b>Playing on Friday</b>	4-0	1-0
<b>Playing on Saturday</b>	8-3	4-2
<b>Playing on Sunday</b>	2-2	1-1
<b>Playing in November</b>	5-1	0-0
<b>Playing in December</b>	6-0	0-0
<b>Playing in January</b>	6-2	6-2
<b>Playing in February</b>	5-2	5-2
<b>Playing in March</b>	7-2	2-0
<b>Playing on TV</b>	26-8	12-5
<b>Playing Online Only</b>	3-0	1-0

# VIRGINIA ALL-TIME IN THE NCAA TOURNAMENT

Date	Seed	Region (Site) - Round	Opponent (Seed)	Score
3/13/76	--	East (Charlotte, N.C.) - 1st Round	DePaul (--)	L 69-60
3/13/81	1	East (Charlotte, N.C.) - 2nd Round	Villanova (9)	W 54-50
3/19/81		East (Atlanta, Ga.) - Regional Semifinal	Tennessee (4)	W 62-48
3/21/81		East (Atlanta, Ga.) - Regional Final	Brigham Young (6)	W 74-60
3/28/81		Final Four (Philadelphia, Pa.) - National Semifinal	North Carolina (2-West)	L 78-65
3/30/81		Final Four (Philadelphia, Pa.) - Third Place Game	LSU (1-Midwest)	W 78-74
3/14/82	1	Midwest (Indianapolis, Ind.) - 2nd Round	Tennessee (9)	W 54-51
3/18/82		Midwest (Birmingham, Ala.) - Regional Semifinal	UAB (4)	L 68-66
3/19/83	1	West (Boise, Idaho) - 2nd Round	Washington State (8)	W 54-49
3/24/83		West (Ogden, Utah) - Regional Semifinal	Boston College (4)	W 95-92
3/26/83		West (Ogden, Utah) - Regional Final	NC State (6)	L 63-62
3/16/84	7	East (East Rutherford, N.J.) - 1st Round	Iona (10)	W 58-57
3/18/84		East (East Rutherford, N.J.) - 2nd Round	Arkansas (2)	W 53-51 (ot)
3/22/84		East (Atlanta, Ga.) - Regional Semifinal	Syracuse (3)	W 63-55
3/24/84		East (Atlanta, Ga.) - Regional Final	Indiana (4)	W 50-48
3/31/84		Final Four (Seattle, Wash.) - National Semifinal	Houston (2-Midwest)	L 49-47 (ot)
3/13/86	5	East (Greensboro, N.C.) - 1st Round	DePaul (12)	L 72-68
3/12/87	5	West (Salt Lake City, Utah) - 1st Round	Wyoming (12)	L 64-60
3/16/89	5	Southeast (Nashville, Tenn.) - 1st Round	Providence (12)	W 100-97
3/18/89		Southeast (Nashville, Tenn.) - 2nd Round	Middle Tennessee (13)	W 104-88
3/23/89		Southeast (Lexington, Ky.) - Regional Semifinal	Oklahoma (1)	W 86-80
3/25/89		Southeast (Lexington, Ky.) - Regional Final	Michigan (3)	L 102-65
3/16/90	7	Southeast (Richmond, Va.) - 1st Round	Notre Dame (10)	W 75-67
3/18/90		Southeast (Richmond, Va.) - 2nd Round	Syracuse (2)	L 63-61
3/14/91	7	West (Salt Lake City, Utah) - 1st Round	Brigham Young (10)	L 61-48
3/19/93	6	East (Syracuse, N.Y.) - 1st Round	Manhattan (11)	W 78-66
3/21/93		East (Syracuse, N.Y.) - 2nd Round	Massachusetts (3)	W 71-56
3/26/93		East (East Rutherford, N.J.) - Regional Semifinal	Cincinnati (2)	L 71-54
3/18/94	7	West (Sacramento, Calif.) - 1st Round	New Mexico (10)	W 57-54
3/20/94		West (Sacramento, Calif.) - 2nd Round	Arizona (2)	L 71-58
3/16/95	4	Midwest (Dayton, Ohio) - 1st Round	Nicholls State (13)	W 96-72
3/18/95		Midwest (Dayton, Ohio) - 2nd Round	Miami (Ohio) (12)	W 60-54 (ot)
3/24/95		Midwest (Kansas City, Mo.) - Regional Semifinal	Kansas (1)	W 67-58
3/26/95		Midwest (Kansas City, Mo.) - Regional Final	Arkansas (2)	L 68-61
3/13/97	9	West (Salt Lake City, Utah) - 1st Round	Iowa (8)	L 73-60
3/16/01	5	South (Memphis, Tenn.) - 1st Round	Gonzaga (12)	L 86-85
3/16/07	4	South (Columbus, Ohio) - 1st Round	Albany (13)	W 84-57
3/18/07		South (Columbus, Ohio) - 2nd Round	Tennessee (5)	L 77-74
3/16/12	10	West (Omaha, Neb.) - 2nd Round	Florida (7)	L 71-45
3/21/14	1	East (Raleigh, N.C.) - 2nd Round	Coastal Carolina (16)	W 70-59
3/23/14		East (Raleigh, N.C.) - 3rd Round	Memphis (8)	W 78-60
3/28/14		East (New York, N.Y.) - Regional Semifinal	Michigan State (4)	L 61-59
3/20/15	2	East (Charlotte, N.C.) - 2nd Round	Belmont (15)	W 79-67
3/21/15		East (Charlotte, N.C.) - 3rd Round	Michigan State (7)	L 60-54
3/17/16	1	Midwest (Raleigh, N.C.) - 1st Round	Hampton (16)	W 81-45
3/19/16		Midwest (Raleigh, N.C.) - 2nd Round	Butler (9)	W 77-69
3/25/16		Midwest (Chicago, Ill.) - Regional Semifinal	Iowa State (4)	W 84-71
3/25/16		Midwest (Chicago, Ill.) - Regional Final	Syracuse (10)	L 68-62

Total: 28-20

## Virginia By Region

Region	Record (Pct.)	Rd.64	Rd.32	Reg. SF	Reg. Final	Final Four
East	12-4 (.750)	4-2	4-0	2-2	2-0	
Midwest	1-1 (.500)	0-0	1-0	0-1	0-0	
Midwest	<b>6-3 (.667)</b>	<b>2-0</b>	<b>2-1</b>	<b>2-0</b>	<b>0-2</b>	
South	1-2 (.333)	1-1	0-1	0-0	0-0	
Southeast	4-2 (.667)	2-0	1-1	1-0	0-1	
West	3-6 (.333)	1-4	1-1	1-0	0-1	
Final Four	1-2 (.333)					1-2
<b>Overall</b>	<b>28-20 (.583)</b>	<b>10-7</b>	<b>9-4</b>	<b>6-3</b>	<b>2-4</b>	<b>1-2</b>

## Virginia By Seed

Seed	Record (Pct.)	Seed	Record (Pct.)
1	12-5 (.706)	7	6-4 (.600)
2	1-1 (.500)	9	0-1 (.000)
4	4-2 (.667)	10	0-1 (.000)
5	3-4 (.429)	not seeded	0-1 (.000)
6	2-1 (.667)	<b>Total</b>	<b>28-20 (.583)</b>

# UVA PLAYERS IN THE NCAA TOURNAMENT

Player	G	Points	Rebounds	Assists
Malcolm Brogdon	7	15.0	3.9	3.3
Anthony Gill	7	14.0	5.4	1.3
London Perrantes	7	8.7	3.0	3.4
Marial Shayok	4	8.3	1.8	1.0
Mike Tobey	7	5.7	3.3	0.0
Evan Nolte	7	3.4	2.1	0.4
Jack Salt	1	3.0	0.0	0.0
Isaiah Wilkins	3	2.7	3.0	1.0
Darius Thompson*	5	2.4	1.2	1.4
Devon Hall	2	2.0	4.0	1.0
Caid Kirven	1	0.0	1.0	0.0
Jeff Jones	1	0.0	0.0	0.0
Jarred Reuter	1	0.0	0.0	0.0

\* Denotes three games at Tennessee

# UVA TOP-10 IN NCAA TOURNAMENT

## Scoring

1. Richard Morgan vs. Providence (1989)	33
Richard Morgan vs. Middle Tennessee (1989)	33
3. Bryant Stith vs. Syracuse (1990)	30
Roger Mason, Jr. vs. Gonzaga (2001)	30
5. Bryant Stith vs. Oklahoma (1989)	28
John Crotty vs. Notre Dame (1990)	28
Junior Burrough vs. Miami (Ohio) (1994)	28
J.R. Reynolds vs. Albany (2007)	28
9. Cory Alexander vs. Manhattan (1993)	27
10. Bryant Stith vs. Middle Tennessee (1989)	26
J.R. Reynolds vs. Tennessee (2007)	26

## Rebounding

1. Ralph Sampson vs. UAB (1982)	21
2. Junior Burrough vs. Arkansas (1995)	16
3. Craig Robinson vs. Boston College (1983)	15
4. Kenton Edelin vs. Syracuse (1984)	14
Brent Dabbs vs. Oklahoma (1989)	14
Darion Atkins vs. Michigan State (2015)	14
7. Jason Williford vs. Miami (Ohio) (1995)	13
8. Ralph Sampson vs. Villanova (1981)	12
Ralph Sampson vs. Brigham Young (1981)	12
Ralph Sampson vs. Washington State (1983)	12
Brent Dabbs vs. Michigan (1989)	12
Junior Burrough vs. Miami (Ohio) (1995)	12
Junior Burrough vs. Kansas (1995)	12

## VIRGINIA HIGHS FOR 2015-16

<b>Team</b>	
Points	87 vs. Long Beach State (11/20/15)
FG Made	34 2x, last vs. Lehigh (11/25/15)
FG Attempts	65 2x, last vs. Lehigh (11/25/15)
FG %	.628 (27-43) vs. West Virginia (12/08/15)
3-PT FG Made	13 vs. Long Beach State (11/20/15)
3-PT FG Attempts	25 2x, last vs Hampton (3/17/15)
3-PT FG Percentage	.667 2x, last vs. Villanova (12/19/15)
FT Made	26 vs. Villanova (12/19/15)
FT Attempts	30 2x, last vs. Louisville (03/05/16)
FT %	1.000 (3-3) vs. North Carolina (03/12/16)
Rebounds	50 vs. Morgan State (11/13/15)
Assists	26 vs. Iowa State (3/25/16)
Steals	15 vs. William & Mary (12/05/15)
Blocked Shots	8 2x, last vs. Syracuse (03/27/16)
Turnovers	19 vs. West Virginia (12/08/15)
Fouls	24 at George Washington (11/16/15)

<b>Individual</b>	
Points	28 3x, Brogdon, last at Miami (02/22/16)
FG Made	12 Brogdon at Miami (02/22/16)
FG Attempts	22 Brogdon vs. North Carolina (03/12/16)
FG % (min 5 made)	.889 (8-9) Gill vs Villanova (12/19/15)
3-PT FG Made	7 Perrantes at Virginia Tech (01/04/16)
3-PT FG Attempts	10 Brogdon at Ohio State (12/01/15)
3-Pt FG %	1.000 (5-5) Brogdon vs. Boston College (02/03/16)
Free Throws Made	12 Brogdon vs. Villanova (12/19/15)
Free Throw Att.	12 Brogdon vs. Villanova (12/19/15)
FT %	1.000 (12-12) Brogdon vs. Villanova (12/19/15)
Rebounds	20 Tobey vs. Louisville (03/05/16)
Assists	11 Perrantes vs. George Mason (11/22/15)
Steals	4 5x, last by Wilkins vs. Boston College (02/03/16)
Blocked Shots	4 2x, last by Gill at Miami (02/22/16)
Turnovers	5 2x, last by Perrantes vs. Louisville (03/05/16)
Fouls	5 8x, last by Shayok vs. Miami (03/11/16)

## OPPONENT HIGHS FOR 2015-16

<b>Team</b>	
Points	75 Villanova (12/19/15)
FG Made	29 North Carolina (02/27/16)
FG Attempts	59 North Carolina (02/27/16)
FG %	.548 (23-42) Miami (03/11/16)
3-PT FG Made	13 Syracuse (01/24/16)
3-PT FG Attempts	30 Syracuse (01/24/16)
3-PT FG %	.533 (8-15) Georgia Tech (01/09/16)
FT Made	23 George Washington (11/16/15)
FT Attempts	29 Wake Forest (01/26/16)
FT %	1.000 (6-6) Clemson (01/19/16)
Rebounds	41 Georgia Tech (01/09/16)
Assists	17 3x, last by North Carolina (02/27/16)
Steals	10 West Virginia (12/08/15)
Blocked Shots	8 Syracuse (12/01/15)
Turnovers	19 William & Mary (12/05/15)
Fouls	27 Louisville (03/05/16)

<b>Individual</b>	
Points	31 Blossomgame, Clemson (03/01/16)
FG Made	11 Niang, Iowa State (03/25/16)
FG Attempts	22 2x, last by Ingram, Duke (02/13/16)
FG % (min 5 made)	.875 (7-8) Garino, George Washington (11/16/15)
3-PT FG Made	6 Richardson, Syracuse (01/24/16)
3-PT FG Attempts	11 Jenkins, Villanova (12/19/15)
3-PT FG Pct (min 4 made)	1.000 (4-4) 2x, last by Chrabascz, Butler (03/19/16)
FT Made	9 Newton, Miami (03/11/16)
FT Attempts	11 3x, last by Newton, Miami (03/11/16)
FT %	1.000 (8-8) Cavanaugh, George Washington
Rebounds	12 Rabb, California (12/22/15)
Assists	9 Arcidiacono, Villanova (12/19/15)
Steals	4 2x, last by Cooney, Syracuse (01/24/16)
Blocked Shots	4 2x, last by Anya, NC State (02/15/16)
Turnovers	6 Prewitt, William & Mary (12/05/15)
Fouls	5 8x, last by McClellan, Miami (03/11/16)

## VIRGINIA LOWS FOR 2015-16

<b>Team</b>	
Points	57 vs. North Carolina (03/12/16)
FG Made	17 vs. Boston College (02/03/16)
FG Attempts	39 Louisville (03/05/16)
FG %	.365 (23-63) vs. North Carolina (03/12/16)
3-PT FG Made	2 5x, last vs. Butler (03/19/16)
3-PT FG Attempts	7 2x, last vs. Clemson (01/19/16)
3-PT FG %	.182 (2-11) 2x, last at Duke (02/13/16)
FT Made	3 vs. North Carolina (03/12/16)
FT Attempts	3 vs. North Carolina (03/12/16)
FT %	.583 (7-12) at Pitt (02/06/16)
Rebounds	25 3x, last vs. North Carolina (03/12/16)
Assists	10 5x, last vs. North Carolina (03/12/16)
Steals	1 vs. Miami (01/12/16)
Blocked Shots	1 8x, last at Clemson (03/01/16)
Turnovers	5 vs. Hampton (03/17/16)
Fouls	9 vs. Lehigh (11/25/15)

## OPPONENT LOWS FOR 2015-16

<b>Team</b>	
Points	45 vs. Hampton (03/17/16)
FG Made	13 Boston College (02/03/16)
FG Attempts	42 2x, last, Miami (03/11/16)
FG %	.265 (13-49) Boston College (02/03/16)
3-PT FG Made	2 2x, last at Pitt (02/06/16)
3-PT FG Attempts	11 Louisville (01/30/16)
3-PT FG %	.143 (2-14) West Virginia (12/08/15)
FT Made	5 Notre Dame (01/02/16)
FT Attempts	6 Clemson (01/19/16)
FT %	.538 (7-13) North Carolina (02/27/16)
Rebounds	19 Villanova (12/19/15)
Assists	5 2x, last NC State (02/15/16)
Steals	1 Hampton (03/17/16)
Blocked Shots	0 3x, last Hampton (02/09/16)
Turnovers	4 vs. Butler (03/19/16)
Fouls	7 at Miami (02/22/16)





Official Basketball Box Score -- Game Totals -- Final Statistics  
Morgan State vs Virginia  
11/13/15 7:00 pm at Charlottesville, Va. (JPJ)



Official Basketball Box Score -- Game Totals -- Final Statistics  
Virginia vs GW  
11/16/15 7:30 p.m. at Washington, DC (Charles E. Smith Center)



Morgan State 48 • 0-1

Table with columns: # Player, FG-FGA, 3-Ptr, FT-FTA, Rebounds (Off, Def, Tot), PF, TP, A, TO, Blk, Stl, Min. Includes players like THOMAS, Kyle and CARR, Phillip.

Totals 17-50 7-27 7-11 5 16 21 20 48 10 12 1 7 200  
FG % 1st Half: 10-27 37.0% 2nd half: 7-23 30.4% Game: 17-50 34.0%  
3FG % 1st Half: 3-13 23.1% 2nd half: 4-14 28.6% Game: 7-27 25.9%  
FT % 1st Half: 0-0 0.0% 2nd half: 7-11 63.6% Game: 7-11 63.6%

Virginia B6 • 1-0

Table with columns: # Player, FG-FGA, 3-Ptr, FT-FTA, Rebounds (Off, Def, Tot), PF, TP, A, TO, Blk, Stl, Min. Includes players like ANTHONY GILL and MIKE TOBEY.

Totals 32-65 5-18 17-26 23 27 50 17 86 16 8 3 4 200  
FG % 1st Half: 12-35 34.3% 2nd half: 20-30 66.7% Game: 32-65 49.2%  
3FG % 1st Half: 2-12 16.7% 2nd half: 3-6 50.0% Game: 5-18 27.8%  
FT % 1st Half: 14-18 77.8% 2nd half: 3-8 37.5% Game: 17-26 65.4%

Officials: Tim Nestor (R), Bill McCarthy, Hans Desir  
Technical fouls: Morgan State-None, Virginia-None.  
Attendance: 14034

Score by periods table with columns: 1st, 2nd, Total. Values: Morgan State (23, 25, 48), Virginia (40, 46, 86).

Points in paint table with columns: In Paint, Off T/O, 2nd Chance, Fast Break, Bench. Values: Morgan State (12, 8, 4, 0, 30), Virginia (42, 12, 21, 2, 36).

Last FG - MSUM 2nd-01:28, VA 2nd-01:12.  
Largest lead - MSUM by 3 1st-18:43, VA by 43 2nd-06:44.  
MSUM led for 01:00, VA led for 37:06, Game was tied for 01:46.

Score tied - 1 time.  
Lead changed - 1 time.

Virginia 68 • (1-1)

Table with columns: # Player, FG-FGA, 3-Ptr, FT-FTA, Rebounds (Off, Def, Tot), PF, TP, A, TO, Blk, Stl, Min. Includes players like ANTHONY GILL and MIKE TOBEY.

Totals 25-62 5-20 13-16 9 24 33 24 68 11 8 2 6 200  
FG % 1st Half: 14-35 40.0% 2nd half: 11-27 40.7% Game: 25-62 40.3%  
3FG % 1st Half: 1-9 11.1% 2nd half: 4-11 36.4% Game: 5-20 25.0%  
FT % 1st Half: 3-4 75.0% 2nd half: 10-12 83.3% Game: 13-16 81.3%

GW 73 • (2-0)

Table with columns: # Player, FG-FGA, 3-Ptr, FT-FTA, Rebounds (Off, Def, Tot), PF, TP, A, TO, Blk, Stl, Min. Includes players like WATANABE, Yuta and LARSEN, Kevin.

Totals 23-51 4-15 23-28 7 30 37 18 73 9 11 2 3 200  
FG % 1st Half: 12-24 50.0% 2nd half: 11-27 40.7% Game: 23-51 45.1%  
3FG % 1st Half: 3-9 33.3% 2nd half: 1-6 16.7% Game: 4-15 26.7%  
FT % 1st Half: 8-11 72.7% 2nd half: 15-17 88.2% Game: 23-28 82.1%

Officials: Bryan Kersey, Tim Comer, Mike Eades  
Technical fouls: Virginia-None, GW-TEAM.  
Attendance: 5025  
Fouled Out: Thompson (UVA) - 2nd, 0:02

Score by periods table with columns: 1st, 2nd, Total. Values: Virginia (32, 36, 68), GW (35, 38, 73).

Points in paint table with columns: In Paint, Off T/O, 2nd Chance, Fast Break, Bench. Values: Virginia (32, 15, 8, 2, 9), GW (36, 5, 11, 4, 13).

Last FG - VA 2nd-00:03, GW 2nd-02:16.  
Largest lead - VA by 6 1st-18:20, GW by 9 1st-03:11.  
VA led for 06:18, GW led for 30:13, Game was tied for 03:29.

Score tied - 4 times.  
Lead changed - 5 times.

Official Basketball Box Score -- Game Totals -- Final Statistics  
Virginia vs Bradley  
11/19/15 9:30 PM at Charleston, S.C. (TD Arena)

Virginia 82 • 2-1

Table with columns: # Player, FG-FGA, 3-Ptr, FT-FTA, Rebounds (Off, Def, Tot), PF, TP, A, TO, Blk, Stl, Min. Includes players like ANTHONY GILL and MIKE TOBEY.

Totals 30-53 6-15 16-17 8 27 35 20 82 19 9 2 6 200  
FG % 1st Half: 11-24 45.8% 2nd half: 19-29 65.5% Game: 30-53 56.6%  
3FG % 1st Half: 3-7 42.9% 2nd half: 3-8 37.5% Game: 6-15 40.0%  
FT % 1st Half: 12-13 92.3% 2nd half: 4-4 100% Game: 16-17 94.1%

Bradley 57 • 1-2

Table with columns: # Player, FG-FGA, 3-Ptr, FT-FTA, Rebounds (Off, Def, Tot), PF, TP, A, TO, Blk, Stl, Min. Includes players like THOMAS, Donte and van Bree, Luuk.

Totals 18-46 6-15 15-24 6 15 21 15 57 7 13 1 2 200  
FG % 1st Half: 10-24 41.7% 2nd half: 8-22 36.4% Game: 18-46 39.1%  
3FG % 1st Half: 4-9 44.4% 2nd half: 2-6 33.3% Game: 6-15 40.0%  
FT % 1st Half: 1-4 25.0% 2nd half: 14-20 70.0% Game: 15-24 62.5%

Officials: John Gafney, Tom O'Neill, John Hampton  
Technical fouls: Virginia-None, Bradley-None.  
Attendance: 3437

Score by periods table with columns: 1st, 2nd, Total. Values: Virginia (37, 45, 82), Bradley (25, 32, 57).

Points in paint table with columns: In Paint, Off T/O, 2nd Chance, Fast Break, Bench. Values: Virginia (42, 17, 11, 4, 26), BRAD (24, 11, 7, 0, 17).

Last FG - VA 2nd-01:38, BRAD 2nd-03:58.  
Largest lead - VA by 31 2nd-01:38, BRAD by 3 1st-07:38.  
VA led for 36:36, BRAD led for 01:37, Game was tied for 01:47.

Score tied - 5 times.  
Lead changed - 4 times.

Official Basketball Box Score -- Game Totals -- Final Statistics  
Long Beach State vs Virginia  
11/20/15 9:30 PM at Charleston, S.C. (TD Arena)

Long Beach State 52 • 3-1

Table with columns: # Player, FG-FGA, 3-Ptr, FT-FTA, Rebounds (Off, Def, Tot), PF, TP, A, TO, Blk, Stl, Min. Includes players like LEVIN, Gabe and PRINCE, Roschon.

Totals 15-48 7-21 15-20 7 19 26 15 52 9 10 2 4 200  
FG % 1st Half: 5-21 23.8% 2nd half: 10-27 37.0% Game: 15-48 31.3%  
3FG % 1st Half: 4-9 44.4% 2nd half: 3-12 25.0% Game: 7-21 33.3%  
FT % 1st Half: 9-12 75.0% 2nd half: 6-8 75.0% Game: 15-20 75.0%

Virginia 87 • 3-1

Table with columns: # Player, FG-FGA, 3-Ptr, FT-FTA, Rebounds (Off, Def, Tot), PF, TP, A, TO, Blk, Stl, Min. Includes players like ANTHONY GILL and MIKE TOBEY.

Totals 34-61 13-25 6-8 10 28 38 18 87 23 7 3 4 200  
FG % 1st Half: 16-31 51.6% 2nd half: 18-30 60.0% Game: 34-61 55.7%  
3FG % 1st Half: 6-13 46.2% 2nd half: 7-12 58.3% Game: 13-25 52.0%  
FT % 1st Half: 3-4 75.0% 2nd half: 3-4 75.0% Game: 6-8 75.0%

Officials: Tom O'Neill, John Higgins, Ray Natili  
Technical fouls: Long Beach State-None, Virginia-None.  
Attendance: 3417

Score by periods table with columns: 1st, 2nd, Total. Values: Long Beach State (23, 29, 52), Virginia (41, 46, 87).

Points in paint table with columns: In Paint, Off T/O, 2nd Chance, Fast Break, Bench. Values: LBSU (10, 7, 7, 0, 15), VA (34, 14, 8, 8, 27).

Last FG - LBSU 2nd-00:00, VA 2nd-02:22.  
Largest lead - LBSU by 4 1st-16:30, VA by 41 2nd-02:22.  
LBSU led for 03:51, VA led for 35:51, Game was tied for 00:18.

Score tied - 1 time.  
Lead changed - 4 times.

Official Basketball Box Score -- Game Totals -- Final Statistics
George Mason vs Virginia
11/22/15 9:30 PM at TD Arena

George Mason 66 • 2-3

Box score table for George Mason vs Virginia. Columns include Player, FG-FGA, 3-Ptr, FT-FTA, Rebounds, PF, TP, A TO Blk Stl, Min. Totals: 23-52, 6-17, 14-22, 9 20 29, 18 66, 11 10 7 3 200.

Summary statistics for George Mason vs Virginia. FG % 1st Half: 53.6%, 2nd half: 33.3%. Game: 44.2%. 3FG % 1st Half: 57.1%, 2nd half: 20.0%. Game: 35.3%. FT % 1st Half: 71.4%, 2nd half: 60.0%. Game: 63.6%. Deadball Rebounds: 3.

Virginia 83 • 4-1

Box score table for Virginia vs George Mason. Columns include Player, FG-FGA, 3-Ptr, FT-FTA, Rebounds, PF, TP, A TO Blk Stl, Min. Totals: 32-56, 6-9, 13-17, 7 24 31, 19 83, 17 6 4 4 200.

Summary statistics for Virginia vs George Mason. FG % 1st Half: 60.0%, 2nd half: 53.8%. Game: 57.1%. 3FG % 1st Half: 57.1%, 2nd half: 100.0%. Game: 66.7%. FT % 1st Half: 87.5%, 2nd half: 66.7%. Game: 76.5%. Deadball Rebounds: 1,1.

Officials: John Higgins, Ray Natili, Jeff Clark
Technical fouls: George Mason-TEAM. Virginia-None.
Attendance: 2820
Gildan Charleston Classic Championship Game

Score by periods table for George Mason vs Virginia. 1st: 39, 2nd: 27, Total: 66. Points in Paint: MASON 26, VA 42. Off T/O: 4, 11, 2, 4. Bench: 8, 23.

Last FG - MASON 2nd-01:41, VA 2nd-03:08.
Largest lead - MASON by 2 1st-18:56, VA by 23 2nd-03:08.
MASON led for 01:11. VA led for 37:22. Game was tied for 01:24.



Official Basketball Box Score -- Game Totals -- Final Statistics
Lehigh vs Virginia
11/25/15 7:00 p.m. at Charlottesville, Va. (JPJ)

Lehigh 54 • 0-5

Box score table for Lehigh vs Virginia. Columns include Player, FG-FGA, 3-Ptr, FT-FTA, Rebounds, PF, TP, A TO Blk Stl, Min. Totals: 20-50, 8-23, 6-8, 9 20 29, 19 54, 10 17 2 3 200.

Summary statistics for Lehigh vs Virginia. FG % 1st Half: 35.7%, 2nd half: 45.5%. Game: 40.0%. 3FG % 1st Half: 4-11, 36.4%, 2nd half: 4-12, 33.3%. Game: 34.8%. FT % 1st Half: 4-4, 100.0%, 2nd half: 2-4, 50.0%. Game: 6-8, 75.0%. Deadball Rebounds: 1.

Virginia 80 • 5-1

Box score table for Virginia vs Lehigh. Columns include Player, FG-FGA, 3-Ptr, FT-FTA, Rebounds, PF, TP, A TO Blk Stl, Min. Totals: 34-65, 6-19, 6-10, 15 22 37, 9 80, 18 7 6 9 200.

Summary statistics for Virginia vs Lehigh. FG % 1st Half: 45.5%, 2nd half: 59.4%. Game: 52.3%. 3FG % 1st Half: 3-12, 25.0%, 2nd half: 3-7, 42.9%. Game: 6-19, 31.6%. FT % 1st Half: 2-3, 66.7%, 2nd half: 4-7, 57.1%. Game: 6-10, 60.0%. Deadball Rebounds: 0.

Officials: Bryan Kersey, Raymond Styo, John Gaffney
Technical fouls: Lehigh-None, Virginia-None.
Attendance: 14220

Score by periods table for Lehigh vs Virginia. 1st: 28, 2nd: 26, Total: 54. Points in Paint: LEHIGH 28, VA 45. Off T/O: 7, 18, 12, 30.

Last FG - LEHIGH 2nd-00:00, VA 2nd-01:27.
Largest lead - LEHIGH by 2 1st-19:43, VA by 31 2nd-04:34.
LEHIGH led for 03:47. VA led for 33:09. Game was tied for 03:04.

Official Basketball Box Score -- Game Totals -- Final Statistics
Virginia vs Ohio State
12/01/15 7:30 pm at Columbus, Ohio (Value City Arena)

Virginia 64 • 6-1

Box score table for Virginia vs Ohio State. Columns include Player, FG-FGA, 3-Ptr, FT-FTA, Rebounds, PF, TP, A TO Blk Stl, Min. Totals: 23-52, 8-16, 10-13, 10 21 31, 13 64, 11 8 1 2 200.

Summary statistics for Virginia vs Ohio State. FG % 1st Half: 37.0%, 2nd half: 52.0%. Game: 44.2%. 3FG % 1st Half: 4-9, 44.4%, 2nd half: 4-7, 57.1%. Game: 8-16, 50.0%. FT % 1st Half: 2-3, 66.7%, 2nd half: 8-10, 80.0%. Game: 10-13, 76.9%. Deadball Rebounds: 0.

Ohio State 58 • 2-4

Box score table for Ohio State vs Virginia. Columns include Player, FG-FGA, 3-Ptr, FT-FTA, Rebounds, PF, TP, A TO Blk Stl, Min. Totals: 21-42, 8-21, 8-12, 3 22 25, 13 58, 10 13 7 3 200.

Summary statistics for Ohio State vs Virginia. FG % 1st Half: 42.9%, 2nd half: 57.1%. Game: 50.0%. 3FG % 1st Half: 2-7, 28.6%, 2nd half: 6-14, 42.9%. Game: 8-21, 38.1%. FT % 1st Half: 4-7, 57.1%, 2nd half: 4-5, 80.0%. Game: 8-12, 66.7%. Deadball Rebounds: 1.

Officials: Terry Wymer, Lamont Simpson, Gene Steratore
Technical fouls: Virginia-None, Ohio State-None.
Attendance: 12445

Score by periods table for Ohio State vs Virginia. 1st: 26, 2nd: 38, Total: 64. Points in Paint: VA 20, OSU 22. Off T/O: 14, 10, 6, 16.

Last FG - VA 2nd-01:56, OSU 2nd-00:27.
Largest lead - VA by 9 1st-02:39, OSU by 3 1st-15:45.
VA led for 34:37. OSU led for 02:50. Game was tied for 02:33.



Official Basketball Box Score -- Game Totals -- Final Statistics
William & Mary vs Virginia
12/05/15 2:00 p.m. at Charlottesville, Va. (JPJ)

William & Mary 52 • 5-3

Box score table for William & Mary vs Virginia. Columns include Player, FG-FGA, 3-Ptr, FT-FTA, Rebounds, PF, TP, A TO Blk Stl, Min. Totals: 19-46, 6-19, 8-13, 6 26 32, 16 52, 8 19 2 4 200.

Summary statistics for William & Mary vs Virginia. FG % 1st Half: 39.1%, 2nd half: 43.5%. Game: 41.3%. 3FG % 1st Half: 2-9, 22.2%, 2nd half: 4-10, 40.0%. Game: 6-19, 31.6%. FT % 1st Half: 2-5, 40.0%, 2nd half: 6-8, 75.0%. Game: 8-13, 61.5%. Deadball Rebounds: 2.

Virginia 67 • 7-1

Box score table for Virginia vs William & Mary. Columns include Player, FG-FGA, 3-Ptr, FT-FTA, Rebounds, PF, TP, A TO Blk Stl, Min. Totals: 26-58, 2-11, 13-17, 8 24 32, 12 67, 10 6 5 15 200.

Summary statistics for Virginia vs William & Mary. FG % 1st Half: 40.6%, 2nd half: 50.0%. Game: 44.8%. 3FG % 1st Half: 2-6, 33.3%, 2nd half: 0-5, 0.0%. Game: 2-11, 18.2%. FT % 1st Half: 4-5, 80.0%, 2nd half: 9-12, 75.0%. Game: 13-17, 76.5%. Deadball Rebounds: 2.

Officials: Mike Eades, Louie Andrakakos, Ron Tybruski
Technical fouls: William & Mary-Team, Virginia-None.
Attendance: 14105
Technical foul on William & Mary head coach at 00:50 (11)

Score by periods table for William & Mary vs Virginia. 1st: 22, 2nd: 30, Total: 52. Points in Paint: WM 24, VA 34. Off T/O: 2, 4, 0, 12.

Last FG - WM 2nd-00:25, VA 2nd-01:27.
Largest lead - WM None, VA by 18 2nd-00:50.
WM led for 00:00. VA led for 39:00. Game was tied for 01:00.

Official Basketball Box Score -- Game Totals -- Final Statistics
WEST VIRGINIA vs VIRGINIA
12/8/15 7pm at Madison Square Garden, New York, NY

WEST VIRGINIA 54 • 7-1

Box score table for West Virginia vs Virginia, showing player statistics like FG-FGA, 3-Ptr, Rebounds, PF, TP, A TO Blk Stl, and Min.

FG % 1st Half: 14-30 46.7% 2nd half: 6-20 30.0% Game: 20-50 40.0%
3FG % 1st Half: 2-7 28.6% 2nd half: 0-7 0.0% Game: 2-14 14.3%
FT % 1st Half: 6-11 54.5% 2nd half: 6-10 60.0% Game: 12-21 57.1%

VIRGINIA 70 • 8-1

Box score table for Virginia vs West Virginia, showing player statistics like FG-FGA, 3-Ptr, Rebounds, PF, TP, A TO Blk Stl, and Min.

FG % 1st Half: 13-24 54.2% 2nd half: 14-19 73.7% Game: 27-43 62.8%
3FG % 1st Half: 0-3 0.0% 2nd half: 3-5 60.0% Game: 3-8 37.5%
FT % 1st Half: 4-6 66.7% 2nd half: 9-14 64.3% Game: 13-20 65.0%

Officials: Mike Stephens, Ron Grover, Jeff Anderson
Technical fouls: WEST VIRGINIA-None. VIRGINIA-None.
Attendance: 2015 Jimmy V Classic

Score by periods table for West Virginia vs Virginia

Last FG - WVU 2nd-03:22, VA 2nd-00:26.
Largest lead - WVU by 12 1st-04:59, VA by 16 2nd-00:26.
WVU led for 23:17. VA led for 14:16. Game was tied for 02:14.

Score tied - 3 times.
Lead changed - 2 times.



Official Basketball Box Score -- Game Totals -- Final Statistics
Villanova vs Virginia
12/19/15 12:00 p.m. at Charlottesville, Va. (JPJ)



Villanova 75 • 8-2

Box score table for Villanova vs Virginia, showing player statistics like FG-FGA, 3-Ptr, Rebounds, PF, TP, A TO Blk Stl, and Min.

FG % 1st Half: 12-21 57.1% 2nd half: 14-32 43.8% Game: 26-53 49.1%
3FG % 1st Half: 4-10 40.0% 2nd half: 6-16 37.5% Game: 10-26 38.5%
FT % 1st Half: 1-3 33.3% 2nd half: 12-14 85.7% Game: 13-17 76.5%

Virginia 86 • 9-1

Box score table for Virginia vs Villanova, showing player statistics like FG-FGA, 3-Ptr, Rebounds, PF, TP, A TO Blk Stl, and Min.

FG % 1st Half: 12-22 54.5% 2nd half: 14-24 58.3% Game: 26-46 56.5%
3FG % 1st Half: 1-2 50.0% 2nd half: 7-10 70.0% Game: 8-12 66.7%
FT % 1st Half: 8-8 100.0% 2nd half: 18-22 81.8% Game: 26-30 86.7%

Officials: Jamie Luckie, Bryan Kersey, Michael Roberts
Technical fouls: Villanova-None. Virginia-None.
Attendance: 14593
Villanova:Ochefu fouled out at 00:33.3 (II)
Villanova:Hart fouled out at 00:17.8 (II)

Score by periods table for Villanova vs Virginia

Last FG - VU 2nd-00:47, VA 2nd-01:56.
Largest lead - VU by 4 1st-10:43, VA by 13 2nd-08:27.
VU led for 10:39. VA led for 25:01. Game was tied for 04:20.

Score tied - 5 times.
Lead changed - 9 times.

Official Basketball Box Score -- Game Totals -- Final Statistics
California vs Virginia
12/22/15 9 p.m. at Charlottesville, Va. (JPJ)



California 62 • 9-3

Box score table for California vs Virginia, showing player statistics like FG-FGA, 3-Ptr, Rebounds, PF, TP, A TO Blk Stl, and Min.

FG % 1st Half: 11-25 44.0% 2nd half: 9-21 42.9% OT: 3-6 50.0% Game: 23-52 44.2%
3FG % 1st Half: 4-10 40.0% 2nd half: 2-7 28.6% OT: 0-0 0.0% Game: 6-17 35.3%
FT % 1st Half: 1-1 100.0% 2nd half: 5-7 71.4% OT: 4-5 80.0% Game: 10-13 76.9%

Virginia 63 • 10-1

Box score table for Virginia vs California, showing player statistics like FG-FGA, 3-Ptr, Rebounds, PF, TP, A TO Blk Stl, and Min.

FG % 1st Half: 4-22 18.2% 2nd half: 13-24 54.2% OT: 4-8 50.0% Game: 21-54 38.9%
3FG % 1st Half: 2-6 33.3% 2nd half: 3-3 100.0% OT: 2-3 66.7% Game: 7-12 58.3%
FT % 1st Half: 10-12 83.3% 2nd half: 3-3 100.0% OT: 1-2 50.0% Game: 14-17 82.4%

Officials: Roger Ayers, Bill Covington Jr., Brian Dorsey
Technical fouls: California-None. Virginia-None.
Attendance: 13265
Cal: Okoroh fouled out at 3:25 (OT)

Score by periods table for California vs Virginia

Last FG - CAL OT-02:23, VA OT-00:12.
Largest lead - CAL by 11 2nd-13:47, VA by 2 2nd-01:02.
CAL led for 39:39. VA led for 00:32. Game was tied for 04:49.

Score tied - 2 times.
Lead changed - 3 times.

Official Basketball Box Score -- Game Totals -- Final Statistics
Oakland vs Virginia
12/30/15 6:00 p.m. at Charlottesville, Va. (JPJ)



Oakland 58 • 8-5

Box score table for Oakland vs Virginia, showing player statistics like FG-FGA, 3-Ptr, Rebounds, PF, TP, A TO Blk Stl, and Min.

FG % 1st Half: 10-27 37.0% 2nd half: 9-24 37.5% Game: 19-51 37.3%
3FG % 1st Half: 6-11 54.5% 2nd half: 2-10 20.0% Game: 8-21 38.1%
FT % 1st Half: 3-4 75.0% 2nd half: 9-13 69.2% Game: 12-17 70.6%

Virginia 71 • 11-1

Box score table for Virginia vs Oakland, showing player statistics like FG-FGA, 3-Ptr, Rebounds, PF, TP, A TO Blk Stl, and Min.

FG % 1st Half: 9-27 33.3% 2nd half: 16-28 57.1% Game: 25-55 45.5%
3FG % 1st Half: 3-10 30.0% 2nd half: 3-6 50.0% Game: 6-16 37.5%
FT % 1st Half: 7-9 77.8% 2nd half: 8-12 66.7% Game: 15-21 71.4%

Officials: Michael Stephens, Ron Tyburski, William Humes
Technical fouls: Oakland-None. Virginia-None.
Attendance: 14465
UVA: Jarred Reuter fouled out at 2:27 (II)

Score by periods table for Oakland vs Virginia

Last FG - OAK 2nd-00:53, VA 2nd-02:35.
Largest lead - OAK by 3 1st-19:23, VA by 22 2nd-03:37.
OAK led for 12:19. VA led for 25:14. Game was tied for 02:27.

Score tied - 5 times.
Lead changed - 7 times.



Official Basketball Box Score -- Game Totals -- Final Statistics
Notre Dame vs Virginia
01/02/16 5:00 p.m. at Charlottesville, Va. (JPJ)



Notre Dame 66 • 9-4 (0-1 ACC)

Table with 14 columns: ##, Player, Total FG-FGA, 3-Ptr FG-FGA, FT-FTA, Rebounds (Off, Def, Tot), PF, TP, A, TO, Blk, Stl, Min. Rows include Austin Torres, V.J. Beachem, Matt Ryan, Matt Farrell, Demetrius Jackson, Austin Burgett, Zach Auguste, Steve Vasturia, Bonzie Colson, and Team totals.

Summary statistics for Notre Dame: FG % 1st Half: 44.0%, 2nd half: 51.6%, Game: 48.2%; 3FG % 1st Half: 14.3%, 2nd half: 40.0%, Game: 31.8%; FT % 1st Half: 50.0%, 2nd half: 80.0%, Game: 71.4%; Deadball Rebounds: 0.

Virginia 77 • 12-1 (1-0 ACC)

Table with 14 columns: ##, Player, Total FG-FGA, 3-Ptr FG-FGA, FT-FTA, Rebounds (Off, Def, Tot), PF, TP, A, TO, Blk, Stl, Min. Rows include Devon Hall, Marial Shayok, Mike Tobey, Anthony Gill, Malcolm Brogdon, Isaiah Wilkins, London Perrantes, Darius Thompson, and Team totals.

Summary statistics for Virginia: FG % 1st Half: 57.7%, 2nd half: 56.5%, Game: 57.1%; 3FG % 1st Half: 20.0%, 2nd half: 50.0%, Game: 36.4%; FT % 1st Half: 50.0%, 2nd half: 85.7%, Game: 70.8%; Deadball Rebounds: 4.

Officials: Roger Ayers, Jamie Luckie, Les Jones
Technical fouls: Notre Dame-None. Virginia-None.
Attendance: 14389
ND: Austin Torres fouled out at 5:21 (II)

Score by periods table with columns for 1st, 2nd, and Total scores for Notre Dame and Virginia.

Points in paint table with columns for In, Off, 2nd, Fast, Bench for ND and VA.

Last FG - ND 2nd-00:26, VA 2nd-00:36.
Largest lead - ND by 4 1st-17:14, VA by 19 2nd-08:56.
ND led for 01:34. VA led for 35:55. Game was tied for 02:31.



Official Basketball Box Score -- Game Totals -- Final Statistics
Virginia vs Virginia Tech
01/04/16 9:00 PM at Cassell Coliseum, Blacksburg, Va.



Virginia 68 • 12-2, 1-1

Table with 14 columns: ##, Player, Total FG-FGA, 3-Ptr FG-FGA, FT-FTA, Rebounds (Off, Def, Tot), PF, TP, A, TO, Blk, Stl, Min. Rows include Anthony Gill, Isaiah Wilkins, Malcolm Brogdon, London Perrantes, Darius Thompson, Devon Hall, Marial Shayok, Mike Tobey, Evan Nolte, Jarred Reuter, and Team totals.

Summary statistics for Virginia: FG % 1st Half: 36.4%, 2nd half: 59.3%, Game: 49.0%; 3FG % 1st Half: 16.7%, 2nd half: 57.1%, Game: 45.0%; FT % 1st Half: 100.0%, 2nd half: 70.0%, Game: 78.6%; Deadball Rebounds: 0,2.

Virginia Tech 70 • 10-5, 2-0

Table with 14 columns: ##, Player, Total FG-FGA, 3-Ptr FG-FGA, FT-FTA, Rebounds (Off, Def, Tot), PF, TP, A, TO, Blk, Stl, Min. Rows include Shane Henry, Zach LeDay, Seth Allen, Justin Bibbs, Jalen Hudson, Justin Robinson, Devin Wilson, Kerry Blackshear Jr., and Team totals.

Summary statistics for Virginia Tech: FG % 1st Half: 36.0%, 2nd half: 57.7%, Game: 47.1%; 3FG % 1st Half: 33.3%, 2nd half: 75.0%, Game: 52.9%; FT % 1st Half: 62.5%, 2nd half: 57.1%, Game: 59.1%; Deadball Rebounds: 5,1.

Officials: Bryan Kersey, Brian Dorsey, Pat Driscoll
Technical fouls: Virginia-None. Virginia Tech-None.
Attendance: 6157
Virginia is ranked #4 in the AP Poll.

Score by periods table with columns for 1st, 2nd, and Total scores for Virginia and Virginia Tech.

Points in paint table with columns for In, Off, 2nd, Fast, Bench for VA and VT.

Last FG - VA 2nd-00:18, VT 2nd-02:10.
Largest lead - VA by 4 1st-11:16, VT by 11 2nd-02:10.
VA led for 11:24. VT led for 22:54. Game was tied for 05:42.

Official Basketball Box Score -- Game Totals -- Final Statistics
Virginia vs Georgia Tech
1/9/16 2 p.m. at McCombs Pavilion, Atlanta, Ga.

Virginia 64 • 12-3, 1-2 ACC

Table with 14 columns: ##, Player, Total FG-FGA, 3-Ptr FG-FGA, FT-FTA, Rebounds (Off, Def, Tot), PF, TP, A, TO, Blk, Stl, Min. Rows include Gill, Anthony, Perrantes, London, Tobey, Mike, Shayok, Marial, Brogdon, Malcolm, Hall, Devon, Nolte, Evan, Wilkins, Isaiah, Reuter, Jarred, Salt, Jack, Thompson, Darius, and Team totals.

Summary statistics for Virginia: FG % 1st Half: 38.5%, 2nd half: 41.9%, Game: 40.4%; 3FG % 1st Half: 0.0%, 2nd half: 30.8%, Game: 22.2%; FT % 1st Half: 4.7%, 2nd half: 66.7%, Game: 63.6%; Deadball Rebounds: 4,2.

Georgia Tech 68 • 11-5, 1-2 ACC

Table with 14 columns: ##, Player, Total FG-FGA, 3-Ptr FG-FGA, FT-FTA, Rebounds (Off, Def, Tot), PF, TP, A, TO, Blk, Stl, Min. Rows include Mitchell, Charles, Stephens, Quinton, White, James, Smith, Adam, Georges-Hunt, Marcus, Jackson, Tadic, Heath, Josh, Jacobs, Nick, Lammers, Ben, and Team totals.

Summary statistics for Georgia Tech: FG % 1st Half: 48.3%, 2nd half: 38.5%, Game: 43.6%; 3FG % 1st Half: 5.9%, 2nd half: 50.0%, Game: 53.3%; FT % 1st Half: 2.2%, 2nd half: 10.6%, Game: 62.5%; Deadball Rebounds: 3.

Officials: Mike Eades, Jerry Heater, Raymond Styons
Technical fouls: Virginia-None. Georgia Tech-None.
Attendance: 8073

Score by periods table with columns for 1st, 2nd, and Total scores for Virginia and Georgia Tech.

Points in paint table with columns for In, Off, 2nd, Fast, Bench for VA and GT.

Last FG - VA 2nd-00:01, GT 2nd-02:22.
Largest lead - VA by 2 1st-16:26, GT by 15 1st-01:21.
VA led for 00:13. GT led for 36:51. Game was tied for 02:56.

Official Basketball Box Score -- Game Totals -- Final Statistics
Miami vs Virginia Tech
01/12/16 7:00 p.m. at Charlottesville, Va. (JPJ)



Miami 58 • 13-2 (2-1 ACC)

Table with 14 columns: ##, Player, Total FG-FGA, 3-Ptr FG-FGA, FT-FTA, Rebounds (Off, Def, Tot), PF, TP, A, TO, Blk, Stl, Min. Rows include Ja'Quan Newton, Anthony Lawrence, Davon Reed, Sheldon McClellan, James Palmer, Angel Rodriguez, Kamari Murphy, Tonye Jekiri, Ivan Cruz Uceda, and Team totals.

Summary statistics for Miami: FG % 1st Half: 38.1%, 2nd half: 44.8%, Game: 42.0%; 3FG % 1st Half: 2.7%, 2nd half: 26.7%, Game: 27.3%; FT % 1st Half: 5.9%, 2nd half: 5.8%, Game: 58.8%; Deadball Rebounds: 1.

Virginia 66 • 13-3 (2-2 ACC)

Table with 14 columns: ##, Player, Total FG-FGA, 3-Ptr FG-FGA, FT-FTA, Rebounds (Off, Def, Tot), PF, TP, A, TO, Blk, Stl, Min. Rows include Devon Hall, Marial Shayok, Mike Tobey, Evan Nolte, Anthony Gill, Malcolm Brogdon, Isaiah Wilkins, London Perrantes, Jack Salt, Darius Thompson, and Team totals.

Summary statistics for Virginia: FG % 1st Half: 44.8%, 2nd half: 61.1%, Game: 51.1%; 3FG % 1st Half: 0.4%, 2nd half: 66.7%, Game: 28.6%; FT % 1st Half: 1.4%, 2nd half: 15.17%, Game: 76.2%; Deadball Rebounds: 1.

Officials: Tim Nestor, Jeffrey Anderson, Tim Clougherty
Technical fouls: Miami-None. Virginia-None.
Attendance: 13495

Score by periods table with columns for 1st, 2nd, and Total scores for Miami and Virginia Tech.

Points in paint table with columns for In, Off, 2nd, Fast, Bench for UM and VA.

Last FG - UM 2nd-02:22, VA 2nd-01:06.
Largest lead - UM by 3 2nd-16:46, VA by 8 2nd-00:43.
UM led for 06:17. VA led for 28:38. Game was tied for 05:00.





Official Basketball Box Score -- Game Totals -- Final Statistics
VIRGINIA vs LOUISVILLE
1/30/16 1:06PM at KFC Yum! Center, Louisville,KY



VIRGINIA 63 • 17-4,6-3

Table with columns: #, Player, FG-FGA, 3-Ptr, FT-FTA, Rebounds (Off, Def, Tot), PF, TP, A, TO, Blk, Stl, Min. Includes player stats for Anthony Gill, Isaiah Wilkins, Devon Hall, etc.

FG % 1st Half: 13-23 56.5% 2nd half: 13-22 59.1% Game: 26-45 57.8%
3FG % 1st Half: 2-8 25.0% 2nd half: 3-5 60.0% Game: 5-13 38.5%
FT % 1st Half: 1-2 50.0% 2nd half: 5-8 62.5% Game: 6-10 60.0%

LOUISVILLE 47 • 17-4,6-2

Table with columns: #, Player, FG-FGA, 3-Ptr, FT-FTA, Rebounds (Off, Def, Tot), PF, TP, A, TO, Blk, Stl, Min. Includes player stats for LEE, Damion, JOHNSON, Jaylen, MAHMOUD, Anas, etc.

FG % 1st Half: 4-19 21.1% 2nd half: 12-30 40.0% Game: 16-49 32.7%
3FG % 1st Half: 2-5 40.0% 2nd half: 2-6 33.3% Game: 4-11 36.4%
FT % 1st Half: 4-6 66.7% 2nd half: 7-8 87.5% Game: 11-14 78.6%

Officials: Les Jones, Brian O'Connell, Tim Clougherty
Technical fouls: VIRGINIA-None. LOUISVILLE-None.
Attendance: 21714

Score by periods table with columns: #, 1st, 2nd, Total. Rows for VIRGINIA and LOUISVILLE.

Last FG - VA 2nd-01:17, LOU 2nd-00:13.
Largest lead - VA by 23 2nd-14:15, LOU None.
VA led for 39:39. LOU led for 00:00. Game was tied for 00:21.

Official Basketball Box Score -- Game Totals -- Final Statistics
Virginia vs Pitt
2/6/16 12:00 PM at Petersen Events Center (Pittsburgh, PA)

Virginia 64 • (19-4, 8-3 ACC)

Table with columns: #, Player, FG-FGA, 3-Ptr, FT-FTA, Rebounds (Off, Def, Tot), PF, TP, A, TO, Blk, Stl, Min. Includes player stats for Anthony Gill, Isaiah Wilkins, Devon Hall, etc.

FG % 1st Half: 11-24 45.8% 2nd half: 13-26 50.0% Game: 24-50 48.0%
3FG % 1st Half: 5-8 62.5% 2nd half: 4-8 50.0% Game: 9-16 56.3%
FT % 1st Half: 2-2 100.0 2nd half: 5-10 50.0% Game: 7-12 58.3%

Pitt 50 • (17-5, 6-4 ACC)

Table with columns: #, Player, FG-FGA, 3-Ptr, FT-FTA, Rebounds (Off, Def, Tot), PF, TP, A, TO, Blk, Stl, Min. Includes player stats for Jamel Artis, Michael Young, Sheldon Jeter, etc.

FG % 1st Half: 10-25 40.0% 2nd half: 8-21 38.1% Game: 18-46 39.1%
3FG % 1st Half: 2-6 33.3% 2nd half: 0-7 0.0% Game: 2-13 15.4%
FT % 1st Half: 5-5 100.0 2nd half: 7-9 77.8% Game: 12-14 85.7%

Officials: James Luckie (R), Tim Comer, Tony Greene
Technical fouls: Virginia-None. Pitt-None.
Attendance: 12508

Score by periods table with columns: #, 1st, 2nd, Total. Rows for Virginia and Pitt.

Last FG - VA 2nd-00:43, UP 2nd-00:13.
Largest lead - VA by 19 2nd-06:30, UP by 1 1st-13:32.
VA led for 35:48. UP led for 01:19. Game was tied for 02:53.



Official Basketball Box Score -- Game Totals -- Final Statistics
Boston College vs Virginia
02/03/16 7:00 p.m. at Charlottesville, Va. (JPJ)



Boston College 47 • 7-15, 0-9 ACC

Table with columns: #, Player, FG-FGA, 3-Ptr, FT-FTA, Rebounds (Off, Def, Tot), PF, TP, A, TO, Blk, Stl, Min. Includes player stats for Garland Owens, A.J. Turner, Dennis Clifford, etc.

FG % 1st Half: 7-25 28.0% 2nd half: 6-24 25.0% Game: 13-49 26.5%
3FG % 1st Half: 5-14 35.7% 2nd half: 3-12 25.0% Game: 8-26 30.8%
FT % 1st Half: 1-2 50.0% 2nd half: 12-16 75.0% Game: 13-18 72.2%

Virginia 61 • 18-4, 7-3 ACC

Table with columns: #, Player, FG-FGA, 3-Ptr, FT-FTA, Rebounds (Off, Def, Tot), PF, TP, A, TO, Blk, Stl, Min. Includes player stats for Anthony Gill, Isaiah Wilkins, Devon Hall, etc.

FG % 1st Half: 7-21 33.3% 2nd half: 10-21 47.6% Game: 17-42 40.5%
3FG % 1st Half: 4-8 50.0% 2nd half: 5-10 50.0% Game: 9-18 50.0%
FT % 1st Half: 11-14 78.6% 2nd half: 7-8 87.5% Game: 18-22 81.8%

Officials: Tim Nestor, Sean Hull, Tim Kelly
Technical fouls: Boston College-None. Virginia-None.
Attendance: 14310

Score by periods table with columns: #, 1st, 2nd, Total. Rows for Boston College and Virginia.

Last FG - BC 2nd-00:22, VA 2nd-05:29.
Largest lead - BC None, VA by 25 2nd-05:29.
BC led for 00:00. VA led for 39:34. Game was tied for 00:26.

Official Basketball Box Score -- Game Totals -- Final Statistics
Virginia Tech vs Virginia
02/09/16 8:00 p.m. at Charlottesville, Va. (JPJ)



Virginia Tech 49 • 13-12, 5-7 ACC

Table with columns: #, Player, FG-FGA, 3-Ptr, FT-FTA, Rebounds (Off, Def, Tot), PF, TP, A, TO, Blk, Stl, Min. Includes player stats for Kerry Blackshear Jr., Seth Allen, Justin Robinson, etc.

FG % 1st Half: 7-20 35.0% 2nd half: 9-25 36.0% Game: 16-45 35.6%
3FG % 1st Half: 2-8 25.0% 2nd half: 2-6 33.3% Game: 4-14 28.6%
FT % 1st Half: 4-6 66.7% 2nd half: 9-11 81.8% Game: 13-17 76.5%

Virginia 67 • 20-4, 9-3 ACC

Table with columns: #, Player, FG-FGA, 3-Ptr, FT-FTA, Rebounds (Off, Def, Tot), PF, TP, A, TO, Blk, Stl, Min. Includes player stats for Anthony Gill, Isaiah Wilkins, Devon Hall, etc.

FG % 1st Half: 13-27 48.1% 2nd half: 11-22 50.0% Game: 24-49 49.0%
3FG % 1st Half: 2-8 25.0% 2nd half: 0-2 0.0% Game: 2-10 20.0%
FT % 1st Half: 4-4 100.0 2nd half: 13-16 81.3% Game: 17-20 85.0%

Officials: Mike Eades, Joe Lindsay, Michael Roberts
Technical fouls: Virginia Tech-Jalen Hudson. Virginia-None.
Attendance: 14395

Score by periods table with columns: #, 1st, 2nd, Total. Rows for Virginia Tech and Virginia.

Last FG - VT 2nd-00:12, VA 2nd-03:07.
Largest lead - VT None, VA by 22 2nd-03:51.
VT led for 00:00. VA led for 38:41. Game was tied for 01:19.



Official Box Score -- Game Totals -- Final Statistics
Virginia vs. Clemson
3/1/2016 7:00 p.m. at Greenville, SC

Box score for Virginia 64 (23-6, 12-5 ACC) vs Clemson 31 (14-12, 7-9 ACC). Includes player stats for Devon Hall, Anthony Gill, etc.

Box score for Clemson 57 (16-13, 9-8 ACC) vs Virginia 27 (14-12, 7-9 ACC). Includes player stats for Jaron Blossomgame, Avry Holmes, etc.

Officials: Sean Hull, Tim Comer, Michael Stephens
Technical Fouls: Virginia-None. Clemson-None.

Bon Secours Wellness Arena, Greenville, SC Attendance: 9626

Score by Period and Points in the Paint/T/O. Virginia 33-31-64, Clemson 27-30-57.



Official Basketball Box Score -- Game Totals -- Final Statistics
Louisville vs Virginia
03/05/16 8:30 p.m. at Charlottesville, Va. (JPJ)



Box score for Louisville 46 (23-8, 12-6 ACC) vs Virginia 27 (14-12, 7-9 ACC). Includes player stats for Deng Adel, Chinanu Onuaku, etc.

Box score for Virginia 68 (24-6, 13-5 ACC) vs Louisville 33 (14-12, 7-9 ACC). Includes player stats for Evan Nolte, Anthony Gill, etc.

Officials: Bryan Kersey, Mike Eades, Louie Andrakakos
Technical fouls: Louisville-None. Virginia-None.

Attendance: 14088
UL: Chinanu Onuaku fouled out at 7:58 (II)

Score by periods and Points in the Paint/T/O. Louisville 17-29-46, Virginia 29-39-68.

Official Basketball Box Score -- Game Totals -- Final Statistics
Miami vs Virginia
Fri, Mar 11, 2016 at Verizon Center, Washington, DC

Box score for Miami 68 - 25-7 vs Virginia 25-6. Includes player stats for Reed, Davon, etc.

Virginia 73 - 26-6

Box score for Virginia 73 - 26-6 vs Miami 68 - 25-7. Includes player stats for Hall, Devon, etc.

Officials: Jamie Luckie, Tim Nestor, Bill Covington
Technical Fouls: Miami-None. Virginia-None.

Score by periods and Points in the Paint/T/O. Miami 31-37-68, Virginia 36-37-73.

Officials: Jamie Luckie, Tim Nestor, Bill Covington
Technical Fouls: Miami-None. Virginia-None.

OFFICIAL BASKETBALL BOX SCORE
Georgia Tech vs Virginia
Thu, Mar 10, 2016 7:00 PM Verizon Center, Washington, DC

Box score for Georgia Tech 19-14 vs Virginia 25-6. Includes player stats for Mitchell, Charles, etc.

Box score for Virginia 25-6 vs Georgia Tech 19-14. Includes player stats for Gill, Anthony, etc.

Officials: Les Jones, Jerry Heater, Clarence Armstrong
Technical Fouls: Georgia Tech-None Virginia-None


Scoring By Periods table for Georgia Tech and Virginia.

Notes: 2016 New York Life ACC Tournament Game #9 - Quarterfinal
Other Stats: VA 23 (P-2 2.56 - 2), GT 19 (P-1 12.24 - 1)

VB Basketball - Licensed to: University of North Carolina







Official Basketball Box Score -- Game Totals -- Final Statistics  
**SYRACUSE vs VIRGINIA**  
 3/27/16 5:09 pm at United Center Chicago, IL

**SYRACUSE 68 • 23-13**

##	Player	Total		3-Ptr		Rebounds			PF	TP	A	TO	Blk	Stl	Min
		FG-FGA	FG-FGA	FT-FTA	Off	Def	Tot								
21	Tyler Roberson	f	4-6	0-0	2-2	4	4	8	5	10	0	2	0	2	34
23	Malachi Richardson	f	6-16	3-7	8-9	3	4	7	3	23	0	3	0	2	36
32	DaJuan Coleman	c	0-3	0-0	3-4	3	4	7	2	3	0	0	2	0	14
0	Michael Gbinije	g	4-13	0-4	3-6	0	4	4	3	11	6	2	0	2	39
10	Trevor Cooney	g	4-11	0-1	0-0	0	2	2	0	8	3	0	0	4	36
1	Franklin Howard		0-1	0-1	2-2	0	0	0	2	2	1	0	0	1	9
20	Tyler Lydon		3-7	3-5	2-2	2	4	6	0	11	0	0	5	0	32
Team						0	2	2			1				
Totals			21-57	6-18	20-25	12	24	36	15	68	10	8	7	11	200

FG % 1st Half: 8-26 30.8% 2nd half: 13-31 41.9% Game: 21-57 36.8% Deadball  
 3FG % 1st Half: 1-9 11.1% 2nd half: 5-9 55.6% Game: 6-18 33.3% Rebounds  
 FT % 1st Half: 4-7 57.1% 2nd half: 16-18 88.9% Game: 20-25 80.0% 2

**VIRGINIA 62 • 29-8**

##	Player	Total		3-Ptr		Rebounds			PF	TP	A	TO	Blk	Stl	Min
		FG-FGA	FG-FGA	FT-FTA	Off	Def	Tot								
13	Anthony Gill	f	4-4	0-0	2-2	0	3	3	3	10	1	2	2	1	24
21	Isaiah Wilkins	f	0-3	0-0	0-0	2	3	5	3	0	3	0	1	0	23
0	Devon Hall	g	1-5	0-2	0-1	0	4	4	1	2	5	2	1	1	33
15	Malcolm Brogdon	g	2-14	1-6	7-7	1	6	7	3	12	7	2	1	1	37
32	London Perrantes	g	6-12	6-10	0-0	0	3	3	2	18	1	3	0	0	33
10	Mike Tobey		5-8	0-0	0-0	2	2	4	2	10	1	1	2	0	18
11	Evan Nolte		0-2	0-2	0-0	0	1	1	1	0	1	0	0	0	13
4	Marial Shayok		0-1	0-0	1-2	0	2	2	0	1	1	1	0	0	6
51	Darius Thompson		4-4	1-1	0-0	0	1	1	1	9	1	2	1	0	13
Team						3	1	4							
Totals			22-53	8-21	10-12	8	26	34	16	62	21	13	8	3	200

FG % 1st Half: 12-25 48.0% 2nd half: 10-28 35.7% Game: 22-53 41.5% Deadball  
 3FG % 1st Half: 5-11 45.5% 2nd half: 3-10 30.0% Game: 8-21 38.1% Rebounds  
 FT % 1st Half: 6-7 85.7% 2nd half: 4-5 80.0% Game: 10-12 83.3% 1,1

Officials: John Higgins, Mike Roberts, John Gaffney  
 Technical fouls: SYRACUSE-None. VIRGINIA-None.  
 Attendance: 20155

Score by periods	1st	2nd	Total
SYRACUSE	21	47	68
VIRGINIA	35	27	62

Points	In	Off	2nd	Fast	Bench
	Paint	T/O	Chance	Break	
SU	28	15	10	10	13
VA	28	2	6	10	20

Last FG - SU 2nd-03:27, VA 2nd-01:49.  
 Largest lead - SU by 6 1st-14:43, VA by 16 2nd-19:48.  
 SU led for 10:26. VA led for 26:14. Game was tied for 03:20.

Score tied - 2 times.  
 Lead changed - 2 times.



FINAL JV

SECOND SEMIFINAL - 43rd ANNUAL NATIONAL COLLEGIATE BASKETBALL CHAMPIONSHIP  
OFFICIAL NCAA BASKETBALL BOX SCORE Date March 28, 1981 Site The Spectrum - Philadelphia, Penn.

Box score table for Virginia vs North Carolina. Includes columns for player name, FG, FGA, FT, FTA, REB, PF, TP, A, TO, BLK, S, MIN. Final score: Virginia 63, North Carolina 72.

FG %: 1st Half 38.1% 2nd Half 46.4% Game 53.2  
FT %: 1st Half 78.6% 2nd Half 73.9% Game 75.7

Box score table for Virginia vs Virginia. Includes columns for player name, FG, FGA, FT, FTA, REB, PF, TP, A, TO, BLK, S, MIN. Final score: Virginia 65, Virginia 42.

FG %: 1st Half 50% 2nd Half 37.8% Game 42.6  
FT %: 1st Half 75% 2nd Half 90.9% Game 80.7

Officials: Dale Kelley (SEC) James Howell (Southeastern) by PERIODS 1st H. 2nd H. OT FINAL  
Technical Fouls: No. Carolina 27 51 78; Virginia 27 38 65

Attendance: 18276

FINAL

THIRD PLACE GAME-43rd ANNUAL NATIONAL COLLEGIATE BASKETBALL CHAMPIONSHIP  
OFFICIAL NCAA BASKETBALL BOX SCORE Date Mar 30, 1981 Site The Spectrum, Philadelphia

Box score table for Virginia vs Virginia. Includes columns for player name, FG, FGA, FT, FTA, REB, PF, TP, A, TO, BLK, S, MIN. Final score: Virginia 79, Virginia 70.

FG %: 1st Half 40% 2nd Half 34.8% Game 37.9  
FT %: 1st Half 90% 2nd Half 89.3% Game 89.5

Box score table for Virginia vs Louisiana State. Includes columns for player name, FG, FGA, FT, FTA, REB, PF, TP, A, TO, BLK, S, MIN. Final score: Virginia 74, Louisiana State 69.

FG %: 1st Half 37.1% 2nd Half 35.9% Game 46.4  
FT %: 1st Half 60% 2nd Half 53.8% Game 55.6

Officials: Dale Kelley (SEC) James Howell (SOU) by PERIODS 1st H. 2nd H. OT OT FINAL  
Technical Fouls: Virginia 37 41 78; Louisiana St 29 45 74

Attendance: 18274

NCAA MIDEAST REGIONAL SECOND ROUND First Game  
OFFICIAL NCAA BASKETBALL BOX SCORE Date March 19, 1982 Site Indianapolis, Indiana

Box score table for Tennessee vs Virginia. Includes columns for player name, FG, FGA, FT, FTA, REB, PF, TP, A, TO, BLK, S, MIN. Final score: Tennessee 51, Virginia 44.

FG %: 1st Half 50% 2nd Half 42.9% Game 51.3  
FT %: 1st Half 66.7% 2nd Half 62.6% Game 64.7

Box score table for Virginia vs Virginia. Includes columns for player name, FG, FGA, FT, FTA, REB, PF, TP, A, TO, BLK, S, MIN. Final score: Virginia 54, Virginia 32.

FG %: 1st Half 47.8% 2nd Half 68.7% Game 56.7  
FT %: 1st Half 50% 2nd Half 55% Game 58.1

Officials: Jack Savidge, Charles Range, Arthur Wellace by PERIODS 1st H. 2nd H. OT OT FINAL  
Technical Fouls: Tennessee 32 19 51; Virginia 25 29 54

Attendance: 14,754

NCAA MIDEAST REGIONAL  
OFFICIAL NCAA BASKETBALL BOX SCORE Date March 18, 1982 Site Birmingham Coliseum

Box score table for UAB Blazers vs Virginia. Includes columns for player name, FG, FGA, FT, FTA, REB, PF, TP, A, TO, BLK, S, MIN. Final score: UAB Blazers 68, Virginia 44.

FG %: 1st Half 44% (14-32) 2nd Half 42.4% (15-35) Game 49.1  
FT %: 1st Half 83% (5-6) 2nd Half 78.9% (10-13) Game 80.7

Box score table for Virginia vs Virginia. Includes columns for player name, FG, FGA, FT, FTA, REB, PF, TP, A, TO, BLK, S, MIN. Final score: Virginia 66, Virginia 28.

FG %: 1st Half 53% (8-15) 2nd Half 44.4% (6-13) Game 49.1  
FT %: 1st Half 55% (5-9) 2nd Half 62.5% (5-8) Game 58.0

Officials: R. Booby Turner, Jay Slicker, Charlie Vane by PERIODS 1st H. 2nd H. OT OT FINAL  
Technical Fouls: Coach H. H. H. -VA Coach 33 35 68

Attendance: 14,754

OFFICIAL NCAA BASKETBALL BOX SCORE Date 3/19/83 Site BSU PAULION (BOISE, ID)

Box score for Washington State vs BSU Paulion. Includes player stats for Washington State (e.g., Dollard, Bryan; Hargis, Steve) and BSU Paulion (e.g., Miller, Jim; Robinson, Craig). Includes team totals and game statistics.

Box score for Virginia vs BSU Paulion. Includes player stats for Virginia (e.g., Miller, Jim; Robinson, Craig) and BSU Paulion (e.g., Miller, Jim; Robinson, Craig). Includes team totals and game statistics.

OFFICIALS: James Howell, Mickey Crowley, Ed Maracini. Technical Fouls: Coach Raveling. Attendance: 12,177.

OFFICIAL NCAA BASKETBALL BOX SCORE Date March 24, 1983 Site DEB CENTER - Orem, Utah

Box score for Boston College vs DEB Center. Includes player stats for Boston College (e.g., Clave, Martin; Garris, John) and DEB Center (e.g., Miller, Jim; Robinson, Craig). Includes team totals and game statistics.

Box score for University of Virginia vs DEB Center. Includes player stats for University of Virginia (e.g., Miller, Jim; Robinson, Craig) and DEB Center (e.g., Miller, Jim; Robinson, Craig). Includes team totals and game statistics.

OFFICIALS: Mike Yanco (Team American). Technical Fouls: Jim Bain (Vic Ten) Don Rutledge (S.F.C.). Attendance: 12,084.

OFFICIAL NCAA BASKETBALL BOX SCORE Date March 26, 1983 Site DEB CENTER - Orem, Utah

Box score for North Carolina State vs DEB Center. Includes player stats for North Carolina State (e.g., Bailey, Thurl; Charles, Lorenzo) and DEB Center (e.g., Miller, Jim; Robinson, Craig). Includes team totals and game statistics.

Box score for University of Virginia vs DEB Center. Includes player stats for University of Virginia (e.g., Miller, Jim; Robinson, Craig) and DEB Center (e.g., Miller, Jim; Robinson, Craig). Includes team totals and game statistics.

OFFICIALS: Gary Meyer (TEAM TEN). Technical Fouls: Dale Kelley (SUN BELT) Phil Robinson (BIG TEN). Attendance: 12,177.

OFFICIAL NCAA BASKETBALL BOX SCORE Date 16 March 1984 Site Meadowlands Arena

Box score for Iona vs Meadowlands Arena. Includes player stats for Iona (e.g., Tony Hargraves; Gary Springer) and Meadowlands Arena (e.g., Miller, Jim; Robinson, Craig). Includes team totals and game statistics.

Box score for Virginia vs Meadowlands Arena. Includes player stats for Virginia (e.g., Miller, Jim; Robinson, Craig) and Meadowlands Arena (e.g., Miller, Jim; Robinson, Craig). Includes team totals and game statistics.

OFFICIALS: Lou Moser (alt.). Technical Fouls: Jim Higgins, Ron Zetcher, Tom Rucker. Attendance: 16,714.

OFFICIAL NCAA BASKETBALL BOX SCORE Date 18 March 1984 Site Meadowlands Arena

Box score for Virginia vs. Arkansas. Virginia players: Miller, Edelin, Polynice, Othell, Wilson, Carlisle, Stokes, Sheehy, Solomon, Mullen, Merrifield. Arkansas players: Balentine, Sutton, Kleine, Norton, Robertson, Dykes, Rose, Rehl, Kitchen, DeBose, Ratliff, Crane, Poerschke, Bedford.

Summary statistics for Virginia vs. Arkansas. Includes team rebounds (Virginia 25, Arkansas 20), FG percentages, FT percentages, and score by periods.

OFFICIAL NCAA BASKETBALL BOX SCORE Date March 22, 1984 Site Atlanta, GA

Box score for Virginia vs. Syracuse. Virginia players: Miller, Edelin, Polynice, Othell, Wilson, Carlisle, Stokes, Sheehy, Solomon, Mullen, Merrifield. Syracuse players: Rafael, Kewins, Hawkins, Washington, Waldron, Alex, Monroe, Triche, Spessa, Papadopoulos.

Summary statistics for Virginia vs. Syracuse. Includes team rebounds (Virginia 22, Syracuse 23), FG percentages, FT percentages, and score by periods.

Officials: Bobby Dabler, Charles Vasco, Sonny Helmer. Attendance: 16,723.

FIRST SEMIFINAL 46th ANNUAL NATIONAL COLLEGIATE BASKETBALL CHAMPIONSHIP FINAL

OFFICIAL NCAA BASKETBALL BOX SCORE Date MAR. 31, 1984 Site KINGDOME, SEATTLE

Box score for Virginia vs. Houston. Virginia players: Miller, Edelin, Polynice, Othell, Wilson, Carlisle, Stokes, Sheehy. Houston players: Winslow, Young, Olajuwon, Franklin, Gettys, Dickens, Alexander.

Summary statistics for Virginia vs. Houston. Includes team rebounds (Virginia 21, Houston 21), FG percentages, FT percentages, and score by periods.

Officials: Jim Clark-Wenry, Nichols-Dick, Papparo. Attendance: 38,471.

OFFICIAL NCAA BASKETBALL BOX SCORE Date March 24, 1984 Site Atlanta, GA

Box score for Virginia vs. Indiana. Virginia players: Miller, Edelin, Polynice, Othell, Wilson, Carlisle, Stokes, Sheehy. Indiana players: Miller, Giom, Simmons, Blab, Dakich, Alford, Robinson, Meier, Thomas, Franz.

Summary statistics for Virginia vs. Indiana. Includes team rebounds (Virginia 18, Indiana 21), FG percentages, FT percentages, and score by periods.

Officials: Booker Turner, Ron Spritler, Mike Tanco. Attendance: 16,723.







OFFICIAL NCAA BASKETBALL BOX SCORE  
Brigham Young University 21-12

Site: Jon M. Huntsman Center  
Date: March 14, 1991

BYU (VISITORS) Box Score Table with columns for Player, FG, FT, Rebounds, and Totals.

Team Totals: 19 37 2 5 21 25 6 30 36 15 61 12 19 13 1 200  
Tot FG %: 1st Half: 7-17 .412, 2nd Half: 12-23 .522  
3-PT FG %: 1st Half: 1-2 .500, 2nd Half: 1-3 .333  
FT %: 1st Half: 4-6 .667, 2nd Half: 17-19 .895

University of Virginia 21-12

LVA (HOME) Box Score Table with columns for Player, FG, FT, Rebounds, and Totals.

Team Totals: 18 65 1 15 11 14 18 14 32 23 48 7 8 1 11 200  
Tot FG %: 1st Half: 8-31 .258, 2nd Half: 10-34 .294  
3-PT FG %: 1st Half: 1-4 .250, 2nd Half: 0-11 .000  
FT %: 1st Half: 5-7 .714, 2nd Half: 6-7 .857

OFFICIAL: St. Hightower (R), Freund, Sanzere  
Technical Fouls: none  
Attendance: 14,776  
Comments: Courtside software by CompuSTATS (TM) / San Diego, CA (619)296-7834

OFFICIAL NCAA BASKETBALL BOX SCORE Date 3/19/93 Arena Carolee Dome

MANHATTAN (23-7) Box Score Table with columns for Player, FG, FT, Rebounds, and Totals.

Team Totals: 24 63 7 25 11 12 14 19 36 19 46 15 16 0 3 200  
Tot FG %: 1st half 10-21 47.6%, 2nd half 14-32 43.8%  
3-PT FG %: 1st half 3-7 42.9%, 2nd half 4-11 36.4%  
FT %: 1st half 7-7 100%, 2nd half 4-5 80%

Virginia (20-9) Box Score Table with columns for Player, FG, FT, Rebounds, and Totals.

Team Totals: 29 55 6 18 14 23 12 35 35 11 78 18 12 2 8 200  
Tot FG %: 1st half 16-32 50%, 2nd half 13-23 56.5%  
3-PT FG %: 1st half 4-9 44.4%, 2nd half 2-9 22.2%  
FT %: 1st half 2-3 66.7%, 2nd half 12-16 75%

OFFICIAL NCAA BASKETBALL BOX SCORE 03-26-93 E. Rutherford

Virginia Box Score Table with columns for Player, FG, FT, Rebounds, and Totals.

Team Totals: 21 53 4 11 8 13 11 21 32 28 54 13 21 8 8 288  
Tot FG %: 1st half 14-24 58.3%, 2nd half 11-27 40.7%  
3-PT FG %: 1st half 1-4 25%, 2nd half 2-6 33.3%  
FT %: 1st half 7-9 77.8%, 2nd half 2-6 33.3%

Massachusetts (24-7) Box Score Table with columns for Player, FG, FT, Rebounds, and Totals.

Team Totals: 21 46 5 20 9 13 16 21 37 25 56 11 10 2 5 200  
Tot FG %: 1st half 8-30 26.7%, 2nd half 13-36 36.1%  
3-PT FG %: 1st half 2-6 33.3%, 2nd half 3-7 42.9%  
FT %: 1st half 1-3 33.3%, 2nd half 8-10 80%



OFFICIAL NCAA BASKETBALL BOX SCORE Date 3/24/95 Arena Kemper Arena VISITOR (Indicate starters by position or with an asterisk) Starting Time 9:20 pm City, State Kansas City, MO

TOTAL FG%: 1st half 37.5 (12-32) 2nd half 25.5 (11-31) Game 31.5 (23-63) Deadball 3-PT. FG%: 1st half 23.3 (3-9) 2nd half 22.2 (2-9) Game 21.8 (5-18) rebounds 3 FT%: 1st half 66.7 (4-6) 2nd half 66.7 (12-18) Game 66.7 (16-24)

HOME (Indicate starters by position or with an asterisk) No. Name Position FG FGA FT FTA Rebounds (Off, Def, Tot) F TP A TO BLK S MIN

TOTAL FG%: 1st half 36.4 (12-33) 2nd half 31.0 (9-29) Game 33.9 (21-42) Deadball 3-PT. FG%: 1st half 0.0 (0-0) 2nd half 15.4 (2-13) Game 9.5 (2-21) rebounds 6 FT%: 1st half 40.0 (4-10) 2nd half 58.0 (10-17) Game 51.9 (14-27)

Technical fouls: None Attendance: 16,153 Officials: John Clouscheky, Ted Hillary, Jim Haney

OFFICIAL NCAA BASKETBALL BOX SCORE Date 3/24/95 Arena Kemper Arena VISITOR (Indicate starters by position or with an asterisk) Starting Time 4 pm City, State Kansas City, MO

TOTAL FG%: 1st half 29.2 (7-24) 2nd half 37.5 (12-32) Game 29.3 (19-56) Deadball 3-PT. FG%: 1st half 20.0 (1-5) 2nd half 21.3 (5-16) Game 20.4 (6-21) rebounds 1 FT%: 1st half 71.4 (10-14) 2nd half 50.0 (7-14) Game 60.7 (17-28)

HOME (Indicate starters by position or with an asterisk) No. Name Position FG FGA FT FTA Rebounds (Off, Def, Tot) F TP A TO BLK S MIN

TOTAL FG%: 1st half 37.9 (11-29) 2nd half 41.4 (12-29) Game 39.7 (23-58) Deadball 3-PT. FG%: 1st half 11.7 (2-12) 2nd half 25.0 (3-12) Game 20.8 (5-24) rebounds 2 FT%: 1st half 100.0 (2-2) 2nd half 77.8 (14-18) Game 81.0 (17-21)

Technical fouls: None Attendance: 15,622 Officials: Charles Ragan, John Cahill, Mark Batsching

OFFICIAL NCAA BASKETBALL BOX SCORE Site: Huntsman Center-Salt Lake City Date: March 13, 1997 UVA (VISITORS)

IOWA (HOME) No. Name Position FG FGA FT FTA Rebounds (Off, Def, Tot) F TP A TO BLK S MIN

Tot FG %: 1st Half: 11-28 .393 2nd Half: 11-22 .500 Game: .440 3-PT. FG %: 1st Half: 2-12 .167 2nd Half: 4-9 .444 Game: .286 FT %: 1st Half: 4-4 1.000 2nd Half: 6-6 1.000 Game: 1.000

NCAA BASKETBALL 1ST & 2ND ROUND (MEMPHIS) FINAL BOX SCORE The Pyramid, Memphis, TN

VISITOR NO. GONZAGA TOTAL FG FGA 3PT FG FGA FT FTA REBOUNDS (FG, FGA, FT, FTA, OFF, DEF, TOT) PF TP AS TO BK ST MIN

TOTAL FBX: 1ST HALF .500 (14-28) 2ND HALF .516 (16-31) GAME .508 DEADBALL 3-PT. FG%: 1ST HALF .667 (6-9) 2ND HALF .429 (3-7) GAME .563 REBOUNDS 4

Official Basketball Box Score -- GAME TOTALS -- FINAL STATISTICS

Albany vs Virginia

03-16-07 12:15 PM ET at Nationwide Arena, Columbus, OH

VISITORS: Albany 23-10

Table with columns: # Player Name, TOT-FG, 3-PT, REBOUNDS, PF, TP, A TO BLK, S MIN. Lists player stats for Albany.

TOTAL FG% 1st Half: 10-30 33.3% 2nd Half: 12-28 42.9% Game: 37.9% DEADB 3-Pt. FG% 1st Half: 3-15 20.0% 2nd Half: 5-11 45.5% Game: 30.8% REBS F Throw % 1st Half: 2-3 66.7% 2nd Half: 3-4 75.0% Game: 71.4% 0

HOME TEAM: Virginia 21-10

Table with columns: # Player Name, TOT-FG, 3-PT, REBOUNDS, PF, TP, A TO BLK, S MIN. Lists player stats for Virginia.

TOTAL FG% 1st Half: 15-28 53.6% 2nd Half: 15-28 53.6% Game: 53.6% DEADB 3-Pt. FG% 1st Half: 4-8 50.0% 2nd Half: 5-6 83.3% Game: 52.9% REBS F Throw % 1st Half: 10-12 83.3% 2nd Half: 5-6 83.3% Game: 83.3% 1

Officials: Tom Lopes, Hal Husk, Sean Singletary

Technical fouls: Albany-None. Virginia-None.

Attendance:

Score by Periods table with columns: 1st, 2nd, Total. Rows for Albany, Virginia, and ID-535466.

Points in the paint-ALBANY 20, VA 30. Points off turnovers-ALBANY 9, VA 10. 2nd chance points-ALBANY 4, VA 16. Fast break points-ALBANY 0, VA 15. Bench points-ALBANY 8, VA 8. Score tied-0 times. Lead changed-0 times. Last FG-ALBANY 2nd-01:37, VA 2nd-00:47. Largest lead-ALBANY None, VA by 30 2nd-15:05.

Official Basketball Box Score -- GAME TOTALS -- FINAL STATISTICS

Tennessee vs Virginia

3/18/07 12:10 PM ET at Nationwide Arena - Columbus, Ohio

VISITORS: Tennessee 24-10

Table with columns: # Player Name, TOT-FG, 3-PT, REBOUNDS, PF, TP, A TO BLK, S MIN. Lists player stats for Tennessee.

TOTAL FG% 1st Half: 10-29 34.5% 2nd Half: 12-25 48.0% Game: 40.7% DEADB 3-Pt. FG% 1st Half: 6-26 23.1% 2nd Half: 5-10 50.0% Game: 42.3% REBS F Throw % 1st Half: 9-16 56.3% 2nd Half: 13-16 81.3% Game: 68.8% 7,1

HOME TEAM: Virginia 21-11

Table with columns: # Player Name, TOT-FG, 3-PT, REBOUNDS, PF, TP, A TO BLK, S MIN. Lists player stats for Virginia.

TOTAL FG% 1st Half: 10-24 41.7% 2nd Half: 8-24 33.3% Game: 37.5% DEADB 3-Pt. FG% 1st Half: 5-13 38.5% 2nd Half: 2-13 15.4% Game: 26.9% REBS F Throw % 1st Half: 13-15 86.7% 2nd Half: 18-21 85.7% Game: 86.1% 1

Officials: John Higgins, Paul Janssen, Hal Lusk

Technical fouls: Tennessee-None. Virginia-None.

Attendance:

Score by Periods table with columns: 1st, 2nd, Total. Rows for Tennessee, Virginia, and ID-535488.

Points in the paint-UT 18, VA 14. Points off turnovers-UT 13, VA 24. 2nd chance points-UT 8, VA 5. Fast break points-UT 7, VA 4. Bench points-UT 18, VA 18. Score tied-3 times. Lead changed-3 times. Last FG-UT 2nd-02:31, VA 2nd-00:12. Largest lead-UT by 10 2nd-13:06, VA by 11 1st-04:30.

Official Basketball Box Score -- Game Totals -- Final Statistics

Virginia vs Florida

3/16/12 1:10 PM CT at CenturyLink Center, Omaha, Nebraska

Virginia 45 • 22-10

Table with columns: # Player, Total, 3-Ptr, Rebounds, PF, TP, A TO BLK, S, Min. Lists player stats for Virginia.

Florida 71 • 24-10

Table with columns: # Player, Total, 3-Ptr, Rebounds, PF, TP, A TO BLK, S, Min. Lists player stats for Florida.

Officials: John Higgins, John Gaffney, and Timothy Kitts

Technical fouls: Virginia-None. Florida-None.

Attendance:

Score by periods table with columns: 1st, 2nd, Total. Rows for Virginia and Florida.

Score tied - 0 times. Lead changed - 1 time.

Last FG - VIRGINIA 2nd-00:49, FLORIDA 2nd-00:14. Largest lead - VIRGINIA by 8 1st-14:43, FLORIDA by 26 2nd-04:56.

Official Basketball Box Score -- Game Totals -- Final Statistics

Coastal Carolina vs Virginia

3/21/14 9:15 p.m. at Raleigh, N.C. (PNC Arena)

Coastal Carolina 59 • 21-13

Table with columns: # Player, Total, 3-Ptr, Rebounds, PF, TP, A TO BLK, S, Min. Lists player stats for Coastal Carolina.

FG % 1st Half: 13-25 52.0% 2nd half: 8-25 32.0% Game: 21-50 42.0% 3FG % 1st Half: 5-10 50.0% 2nd half: 4-9 44.4% Game: 9-19 47.4% FT % 1st Half: 4-6 66.7% 2nd half: 4-8 50.0% Game: 8-14 57.1%

Virginia 70 • 29-6

Table with columns: # Player, Total, 3-Ptr, Rebounds, PF, TP, A TO BLK, S, Min. Lists player stats for Virginia.

FG % 1st Half: 8-20 40.0% 2nd half: 13-20 65.0% Game: 21-40 52.5% 3FG % 1st Half: 2-7 28.6% 2nd half: 6-10 60.0% Game: 8-17 47.1% FT % 1st Half: 12-15 80.0% 2nd half: 8-10 80.0% Game: 20-25 80.0%

Officials: Verne Harris, Dwayne Gladden, Jose Carrion

Technical fouls: Coastal Carolina-None. Virginia-None.

Attendance: 17,472

Fouled out: Coastal: #0 Gillis, W at 2:10 in 2nd half

Score by periods table with columns: 1st, 2nd, Total. Rows for Coastal Carolina and Virginia.

Last FG - COASTAL 2nd-00:18, VA 2nd-02:26. Largest lead - COASTAL by 10 1st-04:26, VA by 16 2nd-01:43.

Score tied - 4 times. Lead changed - 8 times.

Official Basketball Box Score - Game Totals - Final Statistics

Memphis vs Virginia
3/23/14 8:40 p.m. at Raleigh, N.C. (PNC Arena)

Memphis 60 • 23-10

Table with columns for Player, FG-FGA, 3-PT, FT-FTA, Rebounds, PF, TP, A TO Blk Stl, Min. Lists Memphis players and their stats.

Summary statistics for Memphis: FG % 1st Half, 2nd half, Game; 3FG % 1st Half, 2nd half, Game; FT % 1st Half, 2nd half, Game.

Virginia 78 • 30-6

Table with columns for Player, FG-FGA, 3-PT, FT-FTA, Rebounds, PF, TP, A TO Blk Stl, Min. Lists Virginia players and their stats.

Summary statistics for Virginia: FG % 1st Half, 2nd half, Game; 3FG % 1st Half, 2nd half, Game; FT % 1st Half, 2nd half, Game.

Officials: Mike Roberts, Don Daily, Lamar Simpson
Technical fouls: Memphis-None, Virginia-None.
Attendance: 18712

Score by periods table for Memphis vs Virginia.

Points in Paint, Off T/O Chance Break, Bench table for Memphis vs Virginia.

Lead FG - MEM 2nd-00:21, VA 2nd-01:06.
Largest lead - MEM by 4 1st-17:54, VA by 27 2nd-03:06.

Score tied - 4 times.
Lead changed - 7 times.

Official Basketball Box Score - Game Totals - Final Statistics

Michigan State vs Virginia
03/28/14 10:07pm at Madison Square Garden, New York, NY

Michigan State 61 • 29-8

Table with columns for Player, FG-FGA, 3-PT, FT-FTA, Rebounds, PF, TP, A TO Blk Stl, Min. Lists Michigan State players and their stats.

Summary statistics for Michigan State: FG % 1st Half, 2nd half, Game; 3FG % 1st Half, 2nd half, Game; FT % 1st Half, 2nd half, Game.

Virginia 59 • 30-7

Table with columns for Player, FG-FGA, 3-PT, FT-FTA, Rebounds, PF, TP, A TO Blk Stl, Min. Lists Virginia players and their stats.

Summary statistics for Virginia: FG % 1st Half, 2nd half, Game; 3FG % 1st Half, 2nd half, Game; FT % 1st Half, 2nd half, Game.

Officials: L. Douglas Simmons, James Breeding, Brian O'Connell
Technical fouls: Michigan State-None, Virginia-None.
Attendance: 19314
2014 NCAA Division I Men's Basketball East Regional Semifinal

Score by periods table for Michigan State vs Virginia.

Points in Paint, Off T/O Chance Break, Bench table for Michigan State vs Virginia.

Lead FG - MST 2nd-00:50, VA 2nd-00:02.
Largest lead - MST by 30 1st-09:45, VA by 4 2nd-14:29.

Score tied - 7 times.
Lead changed - 4 times.

Official Basketball Box Score - Game Totals - Final Statistics
Belmont vs Virginia
03/20/15 3:27 p.m. at Time Warner Cable Arena (Charlotte, N.C.)

Belmont 67 • 22-11

Table with columns for Player, FG-FGA, 3-PT, FT-FTA, Rebounds, PF, TP, A TO Blk Stl, Min. Lists Belmont players and their stats.

Summary statistics for Belmont: FG % 1st Half, 2nd half, Game; 3FG % 1st Half, 2nd half, Game; FT % 1st Half, 2nd half, Game.

Virginia 79 • 30-3

Table with columns for Player, FG-FGA, 3-PT, FT-FTA, Rebounds, PF, TP, A TO Blk Stl, Min. Lists Virginia players and their stats.

Summary statistics for Virginia: FG % 1st Half, 2nd half, Game; 3FG % 1st Half, 2nd half, Game; FT % 1st Half, 2nd half, Game.

Officials: Mark Whitehead, Keith Kimble, Gene Staturone
Technical fouls: Belmont-None, Virginia-None.
Attendance: 16351

Score by periods table for Belmont vs Virginia.

Points in Paint, Off T/O Chance Break, Bench table for Belmont vs Virginia.

Lead FG - BEL 2nd-00:37, VA 2nd-00:51.
Largest lead - BEL by 8 1st-3:06, VA by 14 2nd-18:22.
BEL led for 07:17, VA led for 32:07. Game was tied for 00:36.

Score tied - 1 time.
Lead changed - 4 times.

Official Basketball Box Score - Game Totals - Final Statistics

Michigan State vs Virginia
03/22/15 12:10 p.m. at Time Warner Cable Arena (Charlotte, N.C.)

Michigan State 60 • 25-11

Table with columns for Player, FG-FGA, 3-PT, FT-FTA, Rebounds, PF, TP, A TO Blk Stl, Min. Lists Michigan State players and their stats.

Summary statistics for Michigan State: FG % 1st Half, 2nd half, Game; 3FG % 1st Half, 2nd half, Game; FT % 1st Half, 2nd half, Game.

Virginia 54 • 30-4

Table with columns for Player, FG-FGA, 3-PT, FT-FTA, Rebounds, PF, TP, A TO Blk Stl, Min. Lists Virginia players and their stats.

Summary statistics for Virginia: FG % 1st Half, 2nd half, Game; 3FG % 1st Half, 2nd half, Game; FT % 1st Half, 2nd half, Game.

Officials: Mark Whitehead, Bryan Kersay, Joe Lindsey
Technical fouls: Michigan State-None, Virginia-None.
Attendance:

Score by periods table for Michigan State vs Virginia.

Points in Paint, Off T/O Chance Break, Bench table for Michigan State vs Virginia.

Lead FG - MSU 2nd-02:51, VA 2nd-00:03.
Largest lead - MSU by 12 2nd-16:10, VA by 2 1st-18:59.
MSU led for 08:12, VA led for 00:18. Game was tied for 01:50.

Score tied - 1 time.
Lead changed - 1 time.



**VIRGINIA'S 2015-16 HONORS/AWARDS**

PLAYER.....	HONOR/AWARD
Malcolm Brogdon.....	ACC Preseason Co-Player of the Year
Malcolm Brogdon.....	ACC Player of the Week (Feb. 8)
Malcolm Brogdon.....	ACC Player of the Week (Feb. 29)
Malcolm Brogdon.....	ACC Player of the Year (ACSMA)
Malcolm Brogdon.....	ACC Defensive Player of the Year (ACSMA)
Malcolm Brogdon.....	All-ACC First Team (ACSMA & Coaches)
Malcolm Brogdon.....	ACC All-Defensive Team (ACSMA & Coaches)
Malcolm Brogdon.....	USBWA District 3 Player of the Year
Malcolm Brogdon.....	USBWA All-District 3
Malcolm Brogdon.....	All-America First Team (SN)
Malcolm Brogdon.....	All-America Second Team (USA Today)
Malcolm Brogdon.....	All-America Second Team (SI.com)
Malcolm Brogdon.....	ACC All-Tournament Team (First Team)
Malcolm Brogdon.....	All-America First Team (USBWA)
Malcolm Brogdon.....	Naismith Player of the Year Finalist
Malcolm Brogdon.....	Wooden Award All-American
Malcolm Brogdon.....	NABC All-District 2 First Team
Malcolm Brogdon.....	NABC All-America First Team
Malcolm Brogdon.....	NABC Defensive Player of the Year
Malcolm Brogdon.....	All-American First Team (CBSSports.com)
Malcolm Brogdon.....	VaSID University Division Player of the Year
Malcolm Brogdon.....	VaSID University Division All-State First Team
Malcolm Brogdon.....	Senior CLASS Award First Team
Malcolm Brogdon.....	John R. Wooden Citizenship Cup Finalist
Anthony Gill.....	NABC Allstate Good Works Team
Anthony Gill.....	ACC Player of the Week (Dec. 14)
Anthony Gill.....	All-ACC Third Team (ACSMA & Coaches)
Anthony Gill.....	USBWA All-District 3
Anthony Gill.....	ACC All-Tournament Team (First Team)
Anthony Gill.....	VaSID University Division All-State Second Team
London Perrantes.....	All-ACC Honorable Mention (ACSMA & Coaches)
London Perrantes.....	ACC All-Tournament Team (Second Team)
London Perrantes.....	NCAA Midwest Regional All-Tournament Team
Tony Bennett.....	USBWA District 3 Coach of the Year
Tony Bennett.....	VaSID University Division Coach of the Year

**VIRGINIA'S 2015-16 GAME-BY-GAME STARTERS**

OPPONENT	1	2	3	4	5	RECORD
Morgan State	Perrantes	Brogdon	Thompson	Gill	Tobey	1-0
at GW	Perrantes	Brogdon	Thompson	Gill	Tobey	1-1
Bradley	Perrantes	Brogdon	Shayok	Gill	Tobey	1-0
LBSU	Perrantes	Brogdon	Shayok	Gill	Tobey	2-0
George Mason	Perrantes	Brogdon	Shayok	Gill	Salt	1-0
Lehigh	Perrantes	Brogdon	Shayok	Gill	Salt	2-0
Ohio State	Thompson	Brogdon	Shayok	Gill	Salt	1-0
William & Mary	Thompson	Brogdon	Shayok	Gill	Tobey	1-0
West Virginia	Perrantes	Brogdon	Thompson	Gill	Salt	1-0
Villanova	Perrantes	Brogdon	Thompson	Gill	Wilkins	1-0
California	Perrantes	Brogdon	Thompson	Gill	Wilkins	2-0
Oakland	Perrantes	Brogdon	Thompson	Gill	Wilkins	3-0
Notre Dame	Perrantes	Brogdon	Thompson	Gill	Wilkins	4-0
at VT	Perrantes	Brogdon	Thompson	Gill	Wilkins	4-1
at GT	Perrantes	Brogdon	Shayok	Gill	Tobey	2-1
Miami	Perrantes	Brogdon	Shayok	Gill	Salt	2-0
at FSU	Perrantes	Brogdon	Hall	Gill	Salt	0-1
Clemson	Perrantes	Brogdon	Hall	Gill	Salt	1-1
Syracuse	Perrantes	Brogdon	Hall	Gill	Salt	2-1
at Wake Forest	Perrantes	Brogdon	Hall	Gill	Salt	3-1
at Louisville	Perrantes	Brogdon	Hall	Gill	Wilkins	1-0
Boston College	Perrantes	Brogdon	Hall	Gill	Wilkins	2-0
at Pitt	Perrantes	Brogdon	Hall	Gill	Wilkins	3-0
Virginia Tech	Perrantes	Brogdon	Hall	Gill	Wilkins	4-0
at Duke	Perrantes	Brogdon	Hall	Gill	Wilkins	4-1
NC State	Perrantes	Brogdon	Hall	Gill	Wilkins	5-1
at Miami	Perrantes	Brogdon	Hall	Gill	Wilkins	5-2
North Carolina	Perrantes	Brogdon	Hall	Gill	Wilkins	6-2
at Clemson	Perrantes	Brogdon	Hall	Gill	Wilkins	7-2
Louisville	Perrantes	Brogdon	Nolte	Gill	Tobey	1-0
vs. Georgia Tech	Perrantes	Brogdon	Hall	Gill	Wilkins	8-2
vs. Miami	Perrantes	Brogdon	Hall	Gill	Wilkins	9-2
vs. North Carolina	Perrantes	Brogdon	Hall	Gill	Wilkins	9-3
vs. Hampton	Perrantes	Brogdon	Hall	Gill	Wilkins	10-3
vs. Butler	Perrantes	Brogdon	Hall	Gill	Wilkins	11-3
vs. Iowa State	Perrantes	Brogdon	Hall	Gill	Wilkins	12-3
vs. Syracuse	Perrantes	Brogdon	Hall	Gill	Wilkins	12-4

## THE LAST TIME

### VIRGINIA INDIVIDUALS

- **Scored 30 points:** Joe Harris (36) vs. Duke (2/28/13)
- **Scored 40 points:** Sean Singletary (41) at Miami (3/1/08)
- **Two players with 20 points:** Malcolm Brogdon (24) and Anthony Gill (21) vs. Notre Dame (1/2/16)
- **Three players with 20 points:** Chris Williams (27), Roger Mason, Jr. (22) and Donald Hand (20) vs. Duke (1/5/00)
- **Four players with 20 points:** Chris Williams (23), Donald Hand (22), Adam Hall (21), and Travis Watson (20) vs. Georgetown (3/15/00)
- **A player with back-to-back 25-point games:** Joe Harris, 26 vs. Virginia Tech (2/12/13), 27 at North Carolina (2/16/13)
- **One player scored in double figures:** Malcolm Brogdon (28) at Miami (2/22/16)
- **No players scored in double figures:** vs. Wisconsin (12/4/13)
- **Five players scored in double figures:** Marial Shayok (17), London Perrantes (15), Devon Hall (12), Anthony Gill (11), & Malcolm Brogdon (10) vs. Long Beach State (11/20/15)
- **Six players scored in double figures:** Sean Singletary (27), Adrian Joseph (13), Jamil Tucker (13), Mamadi Diane (12), Calvin Baker (11), Laurynas Mikalauskas (11), vs. Maryland (3/9/08)
- **Seven players scored in double figures:** Cornel Parker (20), Junior Burrough (15), Ted Jeffries (14), Cory Alexander (13), Jason Williford (12), Yuri Barnes (11) and Doug Smith (11) vs. Clemson (1/13/93)
- **Had 15 rebounds:** Mike Tobey (16) vs. Tenn. State (11/25/14)
- **Had 20 rebounds:** Mike Tobey (20) vs. Louisville (3/5/16)
- **Had 25 rebounds:** Bob Mortell (25) vs. Washington & Lee (2/27/60)
- **Two players with 10 rebounds:** Anthony Gill (13) and Darion Atkins (10) vs. Davidson (12/30/14)
- **Three players with 10 rebounds:** Yuri Barnes (13), Jason Williford (12) and Junior Burrough (11) vs. Rice (12/4/93)
- **Double-Double:** Mike Tobey (15 pts, 20 rebs) vs. Louisville (3/5/16)
- **Two players had a double-double:** Anthony Gill (25 pts, 13 rebs) and D. Atkins (13 pts, 10 rebs) vs. Davidson (12/30/14)
- **Three players had a double-double:** Jason Williford (10 pts, 15 rebs), Ted Jeffries (23 pts, 10 rebs), and Cornel Parker (11 pts, 11 rebs) at William & Mary (1/25/93)
- **Double-Double with points and assists:** London Perrantes (16 pts, 11 assists) vs. George Mason (11/22/15)
- **Triple-Double:** Ralph Sampson (15 pts, 22 rebs, 10 blks) vs. Old Dominion (12/29/79)
- **Four Double-Doubles in a row:** Mike Scott [5 in a row] (27 pts, 15 rebs) vs. Oklahoma (11/23/10), (16 pts, 10 rebs) vs. Wichita State (11/24/10), (17 pts, 12 rebs) at Minnesota (11/29/10), (21 pts, 13 rebs) at Virginia Tech (12/5/10), (10 pts, 13 rebs) vs. Radford (12/7/10)
- **20 points and 20 rebounds:** Travis Watson (21 pts, 20 rebs) vs. Wofford (1/2/03)
- **20 points and 10 rebounds:** Anthony Gill (20 pts, 12 rebs) vs. West Virginia (12/8/15)
- **10 assists:** London Perrantes (11) vs. George Mason (11/22/15)
- **5 blocked Shots:** Darion Atkins (5) vs. Northern Iowa (12/21/13)
- **5 steals:** Devon Hall (5) at James Madison (11/14/14)
- **Led UVA in points, rebounds and assists:** Anthony Gill (19 pts, 7 rebs, 4 assts) vs. Hampton (03/17/16)
- **Hit a last second shot to win a game:** Darius Thompson at Wake Forest (1/24/16) [3-pointer at the buzzer]
- **Played every minute:** Sylvan Landesberg (45) vs. Clemson (2/15/09)
- **Played more than 40 minutes:** London Perrantes (42) vs. California (12/22/15)

### VIRGINIA TEAM

- **Won in Overtime:** vs. California, 63-62 (12/22/15)
- **Lost in Overtime:** at Maryland, 75-69 (3/9/14)
- **Played Two Overtimes:** at Miami, 89-80 2 OT (1/3/15)
- **Played Three Overtimes:** vs. Georgetown, L 115-111 (3/15/00)
- **Shot 70 percent for a half:** 73.1% (19-26) vs. Butler - 2nd Half (3/19/16)
- **Shot 60 percent in a game:** 62.8% (27-43) vs. WVU (12/5/15)
- **Shot less than 30 percent in a game:** 29.8% (17-57) vs. Michigan State (3/22/15)
- **Shot 90 percent from the free throw line:** 94.1% (16-17) vs. Bradley (11/19/15)
- **Shot 70 percent from 3-point line:** 71.4% (5-7) at James Madison (11/14/14)
- **Shot less than 30 percent in a half:** 18.2% (4-22) in 1st Half vs. California (12/22/15)
- **Shot less than 20 percent in a half:** 18.2% (4-22) in 1st Half vs. California (12/22/15)
- **Shot 55 percent or better and lost:** 58.5% (31-53 at North Carolina (2/16/13)
- **Attempted 50 FTs:** 52 (made 34) vs. Howard (12/12/94)
- **Made 30 FTs:** 31 (36 att.) vs. Tennessee (3/18/07)
- **Made 13 3-pt FGs:** 13 vs. Long Beach State (11/20/15)
- **Failed to make a 3-pt FG:** vs. Drake (11/21/11)
- **Had 50 rebounds:** 50 vs. Morgan State (11/13/15)
- **Had 25 assists:** 26 vs. Iowa State (3/25/16)
- **Had 15 steals:** 16 vs. NC State (2/24/08)
- **Had 10 blocks:** 11 vs. Norfolk State (11/16/14)
- **Scored 50 pts in a half:** 54 vs. Butler, 2nd half (3/19/16)
- **Scored 60 pts in a half:** 60 vs. Gonzaga, 1st half (1/3/07)
- **Scored 70 pts in a half:** 70 vs. Coastal Carolina, 2nd half (11/20/00)
- **Scored 100 pts (ACC):** 103 vs. Maryland (1/16/07)
- **Scored 100 pts (non-conf):** 107 vs. VMI (11/16/08)
- **Scored under 20 pts in 1st half:** 18 vs. Mich. State (3/22/15)
- **Scored under 20 pts in 2nd half:** 18 vs. Wisconsin (12/4/13)
- **Scored under 50 pts in a game:** 45 vs. Rutgers (11/29/14)
- **Defeated top-5 opponent:** 75-56 vs. #4 Syracuse (3/1/14)
- **Defeated top-5 opponent on the road:** 77-69 at #3 Duke (1/17/93)
- **Defeated top-ranked opponent:** 86-73 vs. #1 North Carolina (1/30/86)

### OPPONENT INDIVIDUALS

- **Scored 30 points:** Georges Niang (30), Iowa State (3/27/16)
- **Scored 35 points:** Erick Green (35), Virginia Tech (1/24/13)
- **Scored 40 points:** J.J. Redick (40), Duke (1/28/06)
- **Scored 50 points:** Len Chappell (50), Wake (2/12/62)
- **Two players with 20 points:** Michael Gbiniji (24) and Malachi Richardson (23) vs. Syracuse (1/24/16)
- **Three players with 20 points:** Jordan McRae (21), Jarnell Stokes (20), Josh Richardson (20), at Tennessee (12/30/13)
- **Two players with 30 points:** Trevor Powell (31) and Tony Smith (31), at Marquette (2/3/90)
- **No players scored in double figures:** Georgia Tech (1/22/15)
- **Five players scored in double figures:** Jaire Grayer (16), Otis Livingston (11), Shevon Thompson (11), Marquise Moore (10) and Marko Gujanic (10), vs. George Mason (11/22/15)
- **Six players scored in double figures:** C.J. Harris (15), Ari Stewart (12), Travis McKie (12), J.T. Terrell (11), Ty Walker (11), Gary Clark (10), at Wake Forest (1/29/11)
- **Seven players scored in double figures:** Stanley Burrell (15), Drew Lavender (13), C.J. Anderson (12), B.J. Raymond (12), Josh Duncan (11), Charles Bronson (11), and Jason Love (10), at Xavier (1/3/08)
- **Double-Double:** Michael Young (12 pts, 10 rebs), at Pitt (2/6/16)
- **Double-Double with points and assists:** Keifer Sykes (21 pts, 10 assts), at Green Bay (12/7/13)
- **Two players had a double-double:** C.J. Leslie (20 pts, 14 rebs) & Richard Howell (12 pts, 11 rebs), NC State (1/29/13)
- **Had 15 rebounds:** Amile Jefferson (15), Duke (1/13/14)
- **Had 20 rebounds:** Tim Duncan (23), Wake Forest (2/22/97)
- **Had 10 assists:** Keifer Sykes (10), at Green Bay (12/7/13)
- **5 Blocked Shots:** BeeJay Anya (5), at NC State (2/11/15)
- **5 Steals:** Briante Weber (5), VCU (12/6/14)
- **Hit a last second shot to win a game:** Grayson Allen at Duke (2/13/16), 2-pointer as time expired in regulation

### OPPONENT TEAM

- **Shot less than 30 percent in a game:** 27.6 (16-58), vs. Louisville (3/5/16)
- **Shot less than 30 percent in a game (ACC):** 27.6 (16-58), vs. Louisville (3/5/16)
- **Shot 60 percent in a game:** 63.8% (37-58), at Xavier (1/3/08)
- **Shot 55 percent or better and lost:** 55.3% (26-47), Cleveland State (11/25/09)
- **Scored 100 pts:** 106, Washington (11/22/10)
- **Scored 90 pts in an ACC game:** 93, North Carolina (2/16/13)
- **Scored 60 pts in a half:** 60, at Miami, 2nd half (3/1/08)
- **Scored 50 pts in a half:** 53, at North Carolina, 2nd half (2/16/13)
- **Scored under 20 pts in 1st half:** 19, vs. Louisville (3/5/16)
- **Scored under 20 pts in 2nd half:** 19, at Wake Forest (2/25/15)
- **Scored under 40 pts in a game:** 34, at Wake Forest (2/25/15)
- **Had 25 assists:** 27, at Xavier (1/3/08)
- **Had 15 steals:** 15, VMI (11/16/08)
- **Had 10 blocks:** 10 at Maryland (3/5/11)
- **Failed to make a 3-pt FG:** Georgia Tech (1/22/15)

### 2015-16 VIRGINIA MISCELLANEOUS STATISTICS

Largest halftime lead: 18 vs. Long Beach State (41-23)  
 Largest halftime deficit: 11 at Georgia Tech (35-24)  
 Largest halftime deficit overcome in a victory: 7 vs. California (27-20)  
 Largest halftime lead surrendered in a loss: 3 at Florida State (28-25)  
 Largest deficit overcome in a win: 14 at Wake Forest (50-36, 8:31 2H)  
 Largest lead surrendered in a loss: 16 vs. Syracuse (37-21, 19:48 2H)

Largest deficit at any time: 15 at Georgia Tech (33-18, 1:21 1H)  
 Largest lead at any time: 43 vs. Morgan State (75-32, 6:44 2H)  
 Most consecutive points scored: 23 vs. Morgan State  
 Most consecutive points allowed: 15 vs. Syracuse (2H)  
 Longest scoring drought: 5:43 vs. Syracuse (2H)  
 Longest scoring drought opponent: 7:34 by Louisville (1H)





**0 • DEVON HALL**  
So. • G • 6-5 • 209  
Virginia Beach, Va.



**1 • AUSTIN NICHOLS**  
Jr. • F • 6-9 • 232  
Collierville, Tenn.



**2 • JUSTICE BARTLEY**  
Fr. • G • 6-5 • 209  
Lilburn, Ga.



**4 • MARIAL SHAYOK**  
So. • G • 6-5 • 213  
Ottawa, Ontario, Canada



**10 • MIKE TOBEY**  
Sr. • C • 7-0 • 260  
Monroe, N.Y.



**11 • EVAN NOLTE**  
Sr. • F • 6-8 • 228  
Milton, Ga.



**13 • ANTHONY GILL**  
Sr. • F • 6-8 • 230  
High Point, N.C.



**15 • MALCOLM BROGDON**  
Sr. • G • 6-5 • 215  
Atlanta, Ga.



**21 • ISAIAH WILKINS**  
So. • F • 6-7 • 230  
Lilburn, Ga.



**24 • CAID KIRVEN**  
Sr. • F • 6-9 • 228  
Raleigh, N.C.



**25 • MAMADI DIAKITE**  
Fr. • F • 6-9 • 195  
Conakry, Guinea, Africa



**31 • JARRED REUTER**  
Fr. • F • 6-7 • 243  
Marion, Mass.



**32 • LONDON PERRANTES**  
Jr. • G • 6-2 • 192  
Los Angeles, Calif.



**33 • JACK SALT**  
Fr. • C • 6-11 • 250  
Auckland, New Zealand



**34 • JEFF JONES**  
Jr. • F • 6-6 • 213  
Charlottesville, Va.



**51 • DARIUS THOMPSON**  
So. • G • 6-4 • 196  
Murfreesboro, Tenn.



**TONY BENNETT**  
Head Coach  
7th Season




**RON SANCHEZ**  
Associate Head Coach  
7th Season



**JASON WILLIFORD**  
Assistant Coach  
7th Season



**BRAD SODERBERG**  
Assistant Coach  
1st Season



# DEVON HALL

**Guard • 6-5 • 203**  
**Redshirt Sophomore**  
**Virginia Beach, Va. • Cape Henry Collegiate**

## 2015-16 SEASON

- Played in all 37 games, including 20 starts
- Averaged 4.4 points, 2.6 rebounds and 2.0 assists
- Shot 37.5 percent from the field, 33.3 percent from 3-point range and 76.5 percent from the free-throw line
- Ranked third on the team with 74 assists
- Scored in double figures in four games
- Scored a career-high 13 points to go along with four assists vs. Morgan State
- Made a career-high four 3-pointers and recorded four rebounds vs. Long Beach State (11/20/15)
- Had six points and matched a season-high with 26 minutes in first start of the season at Florida State (1/17/16)
- Tallied an ACC-high 11 points vs. Clemson (1/19/16) and North Carolina (2/27/16)
- Recorded six points and three rebounds at Pitt (2/6/16)
- Recorded career highs in assists (five) and blocks (three) vs. Virginia Tech (2/9/16)
- Recorded a season-high three steals and added six points and three assists vs. NC State (2/15/16)
- Grabbed a career-high seven rebounds and added nine points at Clemson (3/1/16)
- Lettered

## 2015-16 GAME-BY-GAME

Opponent	GP-GS	FG	3FG	FT	O-D	Reb	A	TO	Blk	Stl	PF	Min	Pts
Morgan State	1-0	5-8	1-3	2-2	1-0	1	4	0	0	2	22	13	
at George Wash.	2-0	1-6	0-3	0-0	0-0	0	2	0	0	1	19	2	
vs. Bradley	3-0	0-2	0-1	2-2	0-2	2	3	0	0	2	16	2	
vs. Long Beach St	4-0	4-5	4-5	0-0	0-4	4	1	0	0	1	15	12	
vs. George Mason	5-0	1-2	1-1	0-0	0-2	2	1	1	0	0	19	3	
Lehigh	6-0	1-3	0-2	0-0	0-5	5	2	0	1	2	14	2	
at Ohio State	7-0	2-5	0-1	0-0	0-3	3	0	0	0	3	24	4	
William & Mary	8-0	3-7	0-2	0-0	0-6	6	1	2	2	2	26	6	
vs. West Virginia	9-0	1-2	0-0	2-4	1-1	2	2	1	0	1	22	4	
Villanova	10-0	1-6	1-3	0-0	0-2	3	2	3	0	3	18	3	
California	11-0	1-4	1-1	0-0	0-1	1	1	1	0	0	2	19	3
Oakland	12-0	0-1	0-0	0-0	0-1	1	1	2	0	0	0	8	0
Notre Dame	13-0	2-4	1-2	0-0	0-3	3	4	0	0	0	2	17	5
at Virginia Tech	14-0	1-2	0-1	0-0	0-2	2	0	2	0	0	16	2	
at Georgia Tech	15-0	0-0	0-0	0-0	0-1	1	1	2	0	0	10	0	
Miami	16-0	1-2	0-0	0-0	0-1	1	1	0	0	0	3	16	2
at Florida State	17-1	2-3	0-0	2-2	1-1	2	2	0	0	0	2	26	6
Clemson	18-2	3-5	2-3	3-4	0-4	4	2	1	0	0	1	26	11
Syracuse	19-3	2-3	1-2	2-2	0-3	3	2	1	0	2	1	33	7
at Wake Forest	20-4	0-4	0-3	0-0	0-4	4	2	0	0	0	1	24	0
at Louisville	21-5	2-3	1-2	0-0	0-1	1	2	0	0	1	0	14	5
Boston College	22-6	1-5	1-3	2-2	0-5	5	3	2	0	0	0	26	5
at Pitt	23-7	2-5	1-2	1-1	0-3	3	2	0	0	0	1	24	6
Virginia Tech	24-8	1-6	0-3	0-0	1-4	5	5	2	3	0	3	29	2
at Duke	25-9	1-3	0-2	0-0	0-4	4	1	0	0	1	3	25	2
NC State	26-10	3-5	0-0	0-0	0-0	0	3	1	0	3	2	25	6
at Miami	27-11	0-3	0-1	0-0	0-1	1	1	1	0	0	0	14	0
North Carolina	28-12	3-11	2-4	3-5	2-1	3	1	1	1	0	1	27	11
at Clemson	29-13	3-5	1-2	2-2	1-6	7	1	0	0	0	3	32	9
Louisville	30-13	1-2	0-0	2-2	0-0	0	2	0	1	0	3	20	4
vs. Georgia Tech	31-14	2-6	1-1	1-3	1-2	3	1	1	0	0	3	27	6
vs. Miami	32-15	0-4	0-1	0-0	0-1	1	2	1	0	0	1	18	0
vs. North Carolina	33-16	3-4	1-1	0-0	0-2	2	2	2	1	1	0	22	7
vs. Hampton	34-17	0-2	0-2	0-0	0-3	3	2	1	0	0	2	26	0
vs. Butler	35-18	2-6	0-2	0-0	0-5	5	0	3	0	0	2	30	4
vs. Iowa State	36-19	1-3	1-2	2-2	0-2	2	7	0	1	0	2	27	5
vs. Syracuse	37-20	1-5	0-2	0-1	0-4	4	5	2	1	1	1	33	2

## CAREER HIGHS

Points	13 vs. Morgan State (11/13/15)
FGs	5 vs. Morgan State (11/13/15)
3FGs	4 vs. Long Beach State (11/20/15)
FTs	3, 2x - last vs. North Carolina (2/27/16)
Rebounds	7 at Clemson (3/1/16)
Assists	7 vs. Iowa State (3/25/16)
Turnovers	3, 2x - last vs. Butler (3/19/16)
Blocks	3 vs. Virginia Tech (2/9/16)
Steals	5 at James Madison (11/14/14)
Minutes	33, 2x - last vs. Syracuse (3/27/16)

## CAREER/SEASON HIGHS

Points	13 vs. Morgan State (11/13/15)
FGs	5 vs. Morgan State (11/13/15)
3FGs	4 vs. Long Beach State (11/20/15)
FTs	3, 2x - last vs. N. Carolina (2/27/16)
Rebounds	7 at Clemson (3/1/16)
Assists	7 vs. Iowa State (3/25/16)
Turnovers	3, 2x - last vs. Butler (3/19/16)
Blocks	3 vs. Virginia Tech (2/9/16)
Steals	3 vs. NC State (2/15/16)
Minutes	33, 2x - last vs. Syracuse (3/27/16)

## CAREER STATISTICS

Year	G-GS	Min-Avg.	FG-FGA	Pct.	3FG-3FGA	Pct.	FT-FTA	Pct.	Off-Def.	Reb-Avg.	PF-DQ	Ast	TO	Blk	Stl	Pts-Avg
2014-15	23-1	244-10.6	16-40	.400	5-15	.333	5-11	.455	2-15	17-0.7	18-0	18	12	1	9	42-1.8
2015-16	37-20	809-21.9	57-152	.382	21-63	.333	26-34	.765	8-90	98-2.7	52-0	74	33	10	17	161-4.4
<b>TOTAL</b>	<b>58-19</b>	<b>1053-17.6</b>	<b>73-192</b>	<b>.380</b>	<b>26-78</b>	<b>.333</b>	<b>31-45</b>	<b>.689</b>	<b>10-105</b>	<b>115-1.9</b>	<b>70-0</b>	<b>92</b>	<b>43</b>	<b>11</b>	<b>26</b>	<b>203-3.4</b>

## CAREER ACC STATISTICS

Year	G-GS	Min-Avg.	FG-FGA	Pct.	3FG-3FGA	Pct.	FT-FTA	Pct.	Off-Def.	Reb-Avg.	PF-DQ	Ast	TO	Blk	Stl	Pts-Avg
2014-15	12-0	113-9.4	8-19	.421	2-8	.250	2-6	.333	0-9	9-0.8	11-0	6	4	1	2	20-1.7
2015-16	18-13	404-22.4	28-71	.394	10-30	.333	17-20	.850	5-44	49-2.7	26-0	35	13	4	8	83-4.6
<b>TOTAL</b>	<b>30-13</b>	<b>517-17.2</b>	<b>36-90</b>	<b>.400</b>	<b>12-38</b>	<b>.316</b>	<b>19-26</b>	<b>.731</b>	<b>5-53</b>	<b>58-1.9</b>	<b>37-0</b>	<b>41</b>	<b>17</b>	<b>5</b>	<b>10</b>	<b>103-3.4</b>

## CAREER NCAA TOURNAMENT STATISTICS

Year	G-GS	Min-Avg.	FG-FGA	Pct.	3FG-3FGA	Pct.	FT-FTA	Pct.	Off-Def.	Reb-Avg.	PF-DQ	Ast	TO	Blk	Stl	Pts-Avg
2015	DNP															
2016	4-4	116-29.0	4-16	.250	1-8	.125	2-3	.667	0-14	14-3.5	7-0	14	6	2	1	11-2.8
<b>TOTAL</b>	<b>4-4</b>	<b>116-29.0</b>	<b>4-16</b>	<b>.250</b>	<b>1-8</b>	<b>.125</b>	<b>2-3</b>	<b>.667</b>	<b>0-14</b>	<b>14-3.5</b>	<b>7-0</b>	<b>14</b>	<b>6</b>	<b>2</b>	<b>1</b>	<b>11-2.8</b>



# 4 MARIAL SHAYOK

**Guard • 6-5 • 213**  
**Sophomore**  
**Ottawa, Ontario • Blair Academy (N.J.)**

## 2015-16 SEASON

- Played in 35 games, including eight starts
- Averaged 4.3 points, 1.9 rebounds and 1.1 assists
- Shot 49.2 percent from the field, 43.6 percent from 3-point range and 54.8 percent from the free-throw line
- Scored 10 points and matched a career-high with six rebounds in first start vs. Bradley (11/19/15)
- Scored a career-high 17 points (7-9 FG, 3-4 3FG) and recorded a career-high five assists vs. Long Beach State (11/20/15)
- Tallied 11 points vs. Lehigh (11/25/15)
- Scored 10 points on 4-4 shooting at Wake Forest (1/26/16)
- Tallied six points and three rebounds at Louisville (1/30/16)
- Registered eight points, four rebounds, two blocks and one steal at Pitt (2/6/16)
- Scored nine points and pulled down five rebounds at Clemson (3/1/16)
- Scored 10 points in ACC semifinal win against Miami (3/11/16)
- Recorded 10 points in NCAA Tournament opener against Hampton (3/17/16) and registered 12 points, including 10 in the second half, against Butler (3/19/16)
- Lettered

## 2015-16 GAME-BY-GAME

Opponent	GP-GS	FG	3FG	FT	O-D	Reb	A	TO	Blk	Stl	PF	Min	Pts
Morgan State	1-0	0-4	0-0	0-0	1-3	4	2	1	0	0	2	17	0
at George Wash.	2-0	1-3	0-1	0-0	0-1	1	0	0	0	0	1	9	2
vs. Bradley	3-1	4-5	2-2	0-0	0-6	6	2	0	0	0	2	26	10
vs. Long Beach St	4-2	7-9	3-4	0-0	0-2	2	5	1	0	0	2	28	17
vs. George Mason	5-3	2-3	0-0	0-0	0-0	0	1	0	1	0	3	13	4
Lehigh	6-4	4-5	1-2	2-2	2-0	2	1	0	1	1	1	19	11
at Ohio State	7-5	1-5	0-1	0-1	1-0	1	2	0	0	1	2	23	2
William & Mary	8-6	0-3	0-2	0-0	0-2	2	3	2	0	2	3	19	0
vs. West Virginia	9-6	0-1	0-1	0-0	1-0	1	0	3	0	0	1	5	0
Villanova	10-6	1-1	0-0	0-0	0-1	1	0	0	0	0	1	9	2
California	11-6	0-1	0-1	0-0	0-1	1	0	0	0	0	0	5	0
Oakland	12-6	2-5	1-2	0-0	0-0	0	2	1	0	1	1	22	5
Notre Dame	13-6	0-0	0-0	0-0	0-0	0	0	1	0	0	0	5	0
at Virginia Tech	14-6	0-1	0-1	0-0	0-0	0	2	0	0	0	1	6	0
at Georgia Tech	15-7	2-5	1-2	1-2	0-0	0	0	0	0	1	1	17	6
Miami	16-8	0-1	0-1	0-0	0-1	1	0	1	0	0	2	16	2
at Florida State	DNP												
Clemson	DNP												
Syracuse	17-8	0-0	0-0	0-0	0-0	0	0	0	0	0	0	5	0
at Wake Forest	18-8	4-4	2-2	0-0	0-1	1	2	2	0	1	4	17	10
at Louisville	19-8	2-4	1-1	1-2	1-2	3	0	1	0	1	1	13	6
Boston College	20-8	1-6	1-2	0-0	0-2	2	1	1	0	0	0	17	3
at Pitt	21-8	4-6	0-2	0-2	0-4	4	0	0	2	1	1	18	8
Virginia Tech	22-8	0-0	0-0	0-0	0-2	2	0	2	0	1	1	11	0
at Duke	23-8	1-1	0-0	1-2	0-0	0	4	0	1	0	3	16	3
NC State	24-8	1-2	1-1	1-2	0-1	1	2	0	0	0	1	18	4
at Miami	25-8	1-3	0-1	1-2	0-5	5	0	1	0	1	2	20	3
North Carolina	26-8	1-3	0-1	1-1	0-1	1	3	0	0	0	1	14	3
at Clemson	27-8	3-5	1-1	2-2	1-4	5	1	0	0	0	2	23	9
Louisville	28-8	0-1	0-0	0-0	0-0	0	0	1	0	0	0	6	0
vs. Georgia Tech	29-8	0-1	0-0	0-0	0-1	1	1	1	0	0	4	8	0
vs. Miami	30-8	4-5	0-0	2-4	0-3	3	0	2	0	0	5	23	10
vs. North Carolina	31-8	2-5	0-1	0-0	1-4	5	1	2	0	0	2	20	4
vs. Hampton	32-8	4-6	2-3	0-0	0-1	1	2	2	0	0	2	12	10
vs. Butler	33-8	4-9	1-2	3-5	0-3	3	1	0	0	0	1	25	12
vs. Iowa State	34-8	2-4	0-1	1-2	0-5	5	0	2	0	0	0	22	5
vs. Syracuse	35-8	0-1	0-0	1-2	0-2	2	1	1	0	0	0	6	1

## CAREER HIGHS

Points	17 vs. Long Beach State (11/20/15)
FGs	7 vs. Long Beach State (11/20/15)
3FGs	3 vs. Long Beach State (11/20/15)
FTs	3, 3x - last vs. Butler (3/19/16)
Rebounds	6, 2x - last vs. Bradley (11/19/15)
Assists	5 vs. Long Beach State (11/20/15)
Turnovers	3, 2x - last vs. West Virginia (12/8/15)
Blocks	2, 3x - last at Pitt (2/6/16)
Steals	2, 7x - last vs. William & Mary (12/5/15)
Minutes	31 at Miami (1/3/15)

## SEASON HIGHS

Points	17 vs. Long Beach State (11/20/15)
FGs	7 vs. Long Beach State (11/20/15)
3FGs	3 vs. Long Beach State (11/20/15)
FTs	3 vs. Butler (3/19/16)
Rebounds	6 vs. Bradley (11/19/15)
Assists	5 vs. Long Beach State (11/20/15)
Turnovers	3 vs. West Virginia (12/8/15)
Blocks	2 at Pitt (2/6/16)
Steals	2 vs. William & Mary (12/5/15)
Minutes	28 vs. Long Beach State (11/20/15)

## CAREER STATISTICS


Year	G-GS	Min-Avg.	FG-FGA	Pct.	3FG-3FGA	Pct.	FT-FTA	Pct.	Off-Def.	Reb-Avg.	PF-DQ	Ast	TO	Blk	Stl	Pts-Avg
2014-15	34-1	496-14.6	47-116	.405	19-50	.380	17-27	.630	8-53	61-1.8	44-0	35	21	10	19	130-3.8
2015-16	35-8	526-15.0	58-118	.492	17-39	.436	17-31	.548	8-58	66-1.9	52-1	39	28	5	11	150-4.3
<b>TOTAL</b>	<b>69-9</b>	<b>1022-14.8</b>	<b>105-234</b>	<b>.449</b>	<b>36-89</b>	<b>.404</b>	<b>34-58</b>	<b>.586</b>	<b>16-111</b>	<b>127-1.8</b>	<b>96-1</b>	<b>74</b>	<b>49</b>	<b>15</b>	<b>30</b>	<b>280-4.1</b>

## CAREER ACC STATISTICS

Year	G-GS	Min-Avg.	FG-FGA	Pct.	3FG-3FGA	Pct.	FT-FTA	Pct.	Off-Def.	Reb-Avg.	PF-DQ	Ast	TO	Blk	Stl	Pts-Avg
2014-15	18-1	263-14.6	21-56	.375	8-26	.308	5-11	.455	4-29	33-1.8	23-0	17	8	6	10	55-3.1
2015-16	16-2	215-13.4	20-42	.476	7-15	.467	8-15	.533	2-23	25-1.6	20-0	15	10	3	6	55-3.4
<b>TOTAL</b>	<b>34-3</b>	<b>478-14.1</b>	<b>41-98</b>	<b>.418</b>	<b>15-41</b>	<b>.366</b>	<b>13-26</b>	<b>.500</b>	<b>6-52</b>	<b>58-1.7</b>	<b>43-0</b>	<b>32</b>	<b>18</b>	<b>9</b>	<b>16</b>	<b>110-3.2</b>

## CAREER NCAA TOURNAMENT STATISTICS

Year	G-GS	Min-Avg.	FG-FGA	Pct.	3FG-3FGA	Pct.	FT-FTA	Pct.	Off-Def.	Reb-Avg.	PF-DQ	Ast	TO	Blk	Stl	Pts-Avg
2015	2-0	26-13.0	3-7	.429	1-2	.500	4-5	.800	0-3	3-1.5	1-0	1	1	0	1	11-5.5
2016	4-0	55-13.8	10-20	.500	3-6	.500	5-9	.555	0-11	11-2.8	3-0	4	5	0	0	28-7.0
<b>TOTAL</b>	<b>6-0</b>	<b>81-13.5</b>	<b>13-27</b>	<b>.481</b>	<b>4-8</b>	<b>.500</b>	<b>9-14</b>	<b>.643</b>	<b>0-14</b>	<b>14-2.3</b>	<b>4-0</b>	<b>5</b>	<b>6</b>	<b>0</b>	<b>1</b>	<b>39-6.5</b>



# 10 MIKE TOBEY

**Center • 7-0 • 260**  
**Senior**  
**Monroe, N.Y. • Blair Academy (N.J.)**

## 2015-16 SEASON

- Played in all 37 games, including seven starts
- Averaged a career-high 7.3 points and 4.4 rebounds
- Shot a team-best 60.1 percent from the field and 62 percent from the free-throw line
- Ranked second on team with 22 blocks
- Finished UVA career ranked first with 138 games played
- Scored 15 points and grabbed a career-high 20 rebounds in win over Louisville (3/5/16)
- Scored a season-high 18 points and added seven rebounds in NCAA Sweet 16 win against Iowa State (3/25/16)
- Scored 15 points and grabbed eight rebounds vs. Morgan State (11/13/15)
- Tallied 16 points (7-8 FG) vs. Oakland (12/30/15)
- Netted 15 points and added six rebounds vs. Notre Dame (1/2/16)
- Scored 14 points to go along with eight rebounds vs. George Mason (11/22/15)
- Tallied 12 points and seven rebounds vs. Miami (1/12/16)
- Was 5-5 from the field and scored 10 points in NCAA second round win against Butler (3/19/16)
- Recorded 10 points on 4-5 FG vs. Virginia Tech (2/9/16)
- Scored nine points and added four rebounds, one block and two steals at Louisville (1/30/16)
- Recorded 10 points and seven rebounds at George Washington (11/16/15)
- Attempted a career-high three 3-pointers at Georgia Tech (1/9/16)
- Lettered

## 2015-16 GAME-BY-GAME

Opponent	GP-GS	FG	3FG	FT	O-D	Reb	A	TO	Blk	Stl	PF	Min	Pts	
Morgan State	1-1	7-8	0-0	1-4	5-3	8	0	1	1	0	0	19	15	
at George Wash.	2-2	4-8	1-1	1-2	1-6	7	1	0	0	0	2	30	10	
vs. Bradley	3-3	2-3	0-0	1-1	1-2	3	2	1	0	0	4	13	5	
vs. Long Beach St	4-4	3-6	0-1	1-1	1-1	2	1	0	0	0	1	9	7	
vs. George Mason	5-4	6-11	0-0	2-3	2-6	8	0	0	0	0	3	19	14	
Lehigh	6-4	4-8	0-1	0-0	2-3	5	0	1	1	0	2	20	8	
at Ohio State	7-4	2-3	0-0	2-2	0-1	1	0	1	0	0	1	18	6	
William & Mary	8-5	1-5	0-0	0-0	3-3	6	2	0	0	2	1	16	2	
vs. West Virginia	9-5	0-0	0-0	0-0	0-0	0	0	0	1	0	4	6	0	
Villanova	10-5	1-2	0-0	0-0	1-0	1	0	1	0	0	3	11	2	
California	11-5	1-2	0-0	0-0	0-0	0	0	1	0	0	1	7	2	
Oakland	12-5	7-8	0-0	2-2	3-4	7	1	0	0	0	1	19	16	
Notre Dame	13-5	5-9	0-0	5-5	4-2	6	1	1	2	1	1	15	15	
at Virginia Tech	14-5	2-2	0-0	0-0	1-1	2	0	1	1	0	4	9	4	
at Georgia Tech	15-6	2-7	1-3	2-2	1-6	7	1	0	0	1	3	26	7	
Miami	16-6	6-10	0-0	0-0	3-4	7	0	0	1	0	1	18	12	
at Florida State	17-6	2-3	0-0	0-0	0-3	3	0	1	1	0	1	17	4	
Clemson	18-6	3-4	0-0	0-0	1-5	6	0	2	2	2	1	20	6	
Syracuse	19-6	2-3	0-0	2-4	1-2	3	1	1	1	0	2	14	6	
at Wake Forest	20-6	1-3	0-0	0-0	0-2	2	0	1	0	0	4	12	2	
at Louisville	21-6	4-7	0-1	1-2	0-4	4	0	1	1	2	3	22	9	
Boston College	22-6	2-3	0-0	0-2	0-3	3	0	1	1	1	3	12	4	
at Pitt	23-6	2-5	0-0	0-1	1-2	3	0	1	1	0	3	11	4	
Virginia Tech	24-6	4-5	0-0	2-3	0-1	1	0	0	1	0	2	11	10	
at Duke	25-6	4-7	0-0	0-0	1-2	3	1	0	0	0	1	19	8	
NC State	26-6	3-4	0-0	1-1	0-3	3	1	1	0	0	2	17	7	
at Miami	27-6	2-5	0-0	0-2	2-1	3	0	1	0	0	5	16	4	
North Carolina	28-6	2-2	0-0	0-0	1-1	2	0	0	1	0	1	9	4	
at Clemson	29-6	0-2	0-0	0-0	0-1	1	2	3	0	1	1	10	0	
Louisville	30-7	5-8	0-0	5-8	4-16	20	0	0	0	0	3	25	15	
vs. Georgia Tech	31-7	4-5	0-0	1-2	0-1	1	0	0	0	0	1	18	9	
vs. Miami	32-7	3-5	0-2	0-0	3-2	5	0	1	1	0	1	17	6	
vs. North Carolina	33-7	1-4	0-0	0-0	6-3	9	0	2	0	0	2	14	2	
vs. Hampton	34-7	4-6	0-0	0-0	0-6	6	0	0	0	3	0	4	15	8
vs. Butler	35-7	5-5	0-0	0-0	2-0	2	0	0	0	0	2	9	10	
vs. Iowa State	36-7	8-12	0-1	2-3	4-3	7	0	0	0	0	2	20	18	
vs. Syracuse	37-7	5-8	0-0	0-0	2-2	4	1	1	2	0	2	18	10	

## CAREER HIGHS

- Points: 19 vs. Wofford (12/30/12)
- FGs: 9 vs. Wofford (12/30/12)
- 3FGs: 1, 6x - last at Georgia Tech (1/9/16)
- FTs: 7 vs. Seattle (11/17/12)
- Rebounds: 20 vs. Louisville (3/5/16)
- Assists: 2, 5x - last at Clemson (3/1/16)
- Turnovers: 3, 7x - last at Clemson (3/1/16)
- Blocks: 4 vs. Notre Dame (2/22/14)
- Steals: 2, 5x - last at Louisville (1/30/16)
- Minutes: 33 at Miami (1/3/15)

## SEASON HIGHS

- Points: 18 vs. Iowa State (3/25/16)
- FGs: 8 vs. Iowa State (3/25/16)
- 3FGs: 1, 2x - last at Georgia Tech (1/9/16)
- FTs: 5, 2x - last vs. Louisville (3/5/16)
- Rebounds: 20 vs. Louisville (3/5/16)
- Assists: 2, 3x - last at Clemson (3/1/16)
- Turnovers: 3 at Clemson (3/1/16)
- Blocks: 3 vs. Hampton (3/17/16)
- Steals: 2, 3x - last at Louisville (1/30/16)
- Minutes: 30 at George Washington (11/16/15)

## CAREER STATISTICS


Year	G-GS	Min-Avg.	FG-FGA	Pct.	3FG-3FGA	Pct.	FT-FTA	Pct.	Off-Def.	Reb-Avg.	PF-DQ	Ast	TO	Blk	Stl	Pts-Avg
2012-13	30-2	416-13.9	87-164	.530	3-5	.600	27-34	.794	34-52	86-2.9	40-0	13	21	18	3	204-6.8
2013-14	37-28	668-18.1	99-206	.481	1-3	.333	38-56	.679	70-69	139-3.8	73-0	11	34	39	9	237-6.4
2014-15	34-11	582-17.1	93-181	.514	0-1	.000	47-63	.746	66-106	172-5.1	66-1	12	26	22	9	233-6.9
2015-16	37-7	581-15.7	119-198	.601	2-10	.200	31-50	.620	56-105	161-4.4	78-1	15	25	22	10	271-7.3
<b>TOTAL</b>	<b>138-48</b>	<b>2247-16.3</b>	<b>398-749</b>	<b>.531</b>	<b>6-19</b>	<b>.316</b>	<b>143-203</b>	<b>.704</b>	<b>226-332</b>	<b>558-4.0</b>	<b>257-2</b>	<b>51</b>	<b>106</b>	<b>101</b>	<b>31</b>	<b>945-6.8</b>

## CAREER ACC STATISTICS

Year	G-GS	Min-Avg.	FG-FGA	Pct.	3FG-3FGA	Pct.	FT-FTA	Pct.	Off-Def.	Reb-Avg.	PF-DQ	Ast	TO	Blk	Stl	Pts-Avg
2012-13	13-0	192-14.8	40-73	.548	1-1	1.000	7-9	.778	22-24	46-3.5	27-0	5	7	6	1	88-6.8
2013-14	18-18	354-19.7	46-106	.434	0-1	.000	22-30	.733	35-27	62-3.4	43-0	9	17	20	3	114-6.3
2014-15	18-5	313-17.4	47-95	.495	0-1	.000	22-29	.759	32-41	73-4.1	29-0	5	16	11	4	116-6.4
2015-16	18-2	283-15.7	51-89	.573	1-4	.250	18-30	.600	20-59	79-4.4	41-1	7	15	13	8	121-6.7
<b>TOTAL</b>	<b>67-25</b>	<b>1142-17.0</b>	<b>184-363</b>	<b>.507</b>	<b>2-7</b>	<b>.286</b>	<b>69-98</b>	<b>.704</b>	<b>109-151</b>	<b>260-3.9</b>	<b>140-1</b>	<b>26</b>	<b>55</b>	<b>50</b>	<b>16</b>	<b>439-6.6</b>

## CAREER NCAA TOURNAMENT STATISTICS

Year	G-GS	Min-Avg.	FG-FGA	Pct.	3FG-3FGA	Pct.	FT-FTA	Pct.	Off-Def.	Reb-Avg.	PF-DQ	Ast	TO	Blk	Stl	Pts-Avg
2014	3-3	49-16.3	8-14	.571	1-1	1.000	0-0	.000	1-8	9-3.0	6-0	0	0	2	0	17-5.7
2015	2-0	17-8.5	2-5	.400	0-0	.000	1-1	1.000	4-2	6-3.0	1-0	0	0	0	0	5-2.5
2016	4-0	62-12.0	22-31	.710	0-1	.000	2-3	.667	8-11	19-4.8	10-0	1	1	5	0	46-11.5
<b>TOTAL</b>	<b>9-3</b>	<b>128-14.2</b>	<b>32-50</b>	<b>.640</b>	<b>1-2</b>	<b>.500</b>	<b>3-4</b>	<b>.750</b>	<b>7-16</b>	<b>34-3.8</b>	<b>17-0</b>	<b>1</b>	<b>1</b>	<b>7</b>	<b>0</b>	<b>68-7.6</b>



# 11 EVAN NOLTE

**Forward • 6-8 • 228**  
**Senior**  
**Milton, Ga. • Milton**

## 2015-16 SEASON

- Appeared in 34 games and had one start
- Averaged 1.9 points per game
- Shot 38.3% from the field, 30.8% from 3-point range and 60% from the free-throw line
- Missed the Miami (2/22/16) game with a foot injury
- Scored five points at George Washington (11/16/15)
- Scored two points, grabbed two rebounds and recorded an assist vs. Long Beach State (11/22/15)
- Tallied a season-high seven points vs. William & Mary (12/5/15)
- Played 16 minutes at Georgia Tech (1/9/16) and Boston College (2/3/16)
- Recorded four points, one block and one steal at Wake Forest (1/26/16)
- Made a 3-pointer vs. Boston College (2/3/16) and Pitt (2/6/16)
- Recorded four points, one block and one steal vs. Virginia Tech (2/9/16)
- Hit a pair of 3-pointers and scored six points in win over Louisville (3/5/16)
- Played season-high 17 minutes and scored six points in ACC quarterfinals against Georgia Tech (3/10/16)
- Hit two 3-pointers in ACC championship game against North Carolina (3/12/16)
- Hit a pair of 3-pointers and scored six points in NCAA Tournament opener against Hampton (3/17/16)
- Lettered

## 2015-16 GAME-BY-GAME

Opponent	GP-GS	FG	3FG	FT	O-D	Reb	A	TO	Blk	Stl	PF	Min	Pts
Morgan State	1-0	1-5	1-3	0-0	0-1	1	0	1	0	0	1	12	3
at George Wash.	2-0	2-3	1-2	0-0	0-0	0	0	0	0	0	4	7	5
vs. Bradley	3-0	0-2	0-2	2-2	0-0	0	0	1	0	0	0	11	2
vs. Long Beach St	4-0	1-2	0-1	0-0	1-1	2	1	0	0	0	0	7	2
vs. George Mason	5-0	0-1	0-0	0-0	0-1	1	0	0	0	0	0	2	0
Lehigh	6-0	0-1	0-1	0-0	0-0	0	0	1	0	0	0	4	0
at Ohio State	7-0	0-1	0-1	0-0	1-0	1	1	1	0	0	0	4	0
William & Mary	8-0	3-4	0-0	1-1	1-1	2	0	0	0	0	0	11	7
vs. West Virginia	9-0	0-1	0-0	1-2	0-1	1	1	1	0	0	2	8	1
Villanova	10-0	0-1	0-0	0-0	0-1	1	0	0	0	0	0	3	0
California	DNP												
Oakland	11-0	0-0	0-0	0-0	0-0	0	0	0	0	0	0	5	0
Notre Dame	DNP												
at Virginia Tech	12-0	0-1	0-1	0-0	0-0	0	0	0	0	0	1	4	0
at Georgia Tech	13-0	0-0	0-0	1-2	0-0	0	1	0	1	1	4	16	1
Miami	14-0	0-1	0-1	0-0	0-0	0	0	0	0	0	1	8	0
at Florida State	15-0	0-4	0-1	0-0	1-1	2	1	1	0	1	0	14	0
Clemson	16-0	0-0	0-0	0-0	0-1	1	0	0	0	0	0	6	0
Syracuse	17-0	0-0	0-0	0-0	0-0	0	1	0	0	0	0	10	0
at Wake Forest	18-0	2-4	0-2	0-0	1-0	1	0	0	1	1	2	12	4
at Louisville	19-0	0-0	0-0	0-0	0-1	1	0	1	0	0	0	6	0
Boston College	20-0	1-4	1-4	0-0	0-1	1	0	1	0	1	2	16	3
at Pitt	21-0	1-2	1-2	0-0	1-1	2	1	0	1	0	0	12	3
Virginia Tech	22-0	2-3	0-1	0-0	0-2	2	1	0	1	1	0	15	4
at Duke	23-0	1-2	1-2	0-0	0-1	1	0	1	0	0	1	10	3
NC State	24-0	0-1	0-1	0-0	0-0	0	1	0	0	0	0	4	0
at Miami	DNP												
North Carolina	25-0	0-0	0-0	0-0	0-0	0	0	0	0	0	0	1	0
at Clemson	26-0	0-1	0-1	0-0	0-0	0	0	0	0	0	3	3	0
Louisville	27-1	2-3	2-3	0-0	0-0	0	2	1	1	0	0	16	6
vs. Georgia Tech	28-1	2-2	1-1	1-3	0-0	0	0	0	0	1	1	14	6
vs. Miami	29-1	1-1	0-0	0-0	0-0	0	0	0	0	0	0	9	2
vs. North Carolina	30-1	2-3	2-3	0-0	1-1	2	0	1	0	0	0	13	6
vs. Hampton	31-1	2-5	2-4	0-0	0-3	3	0	0	1	1	1	16	6
vs. Butler	32-1	0-0	0-0	0-0	0-0	0	0	0	0	0	0	6	0
vs. Iowa State	33-1	0-0	0-0	0-0	0-0	0	0	1	0	1	0	1	0
vs. Syracuse	34-1	0-2	0-2	0-0	0-1	1	1	0	0	0	1	13	0

## CAREER HIGHS

Points	18 at Virginia Tech (1/24/13)
FGs	6 at Virginia Tech (1/24/13)
3FGs	5 at Virginia Tech (1/24/13)
FTs	4, 3x - last vs. Memphis (3/23/14)
Rebounds	7 vs. Florida State (1/19/13)
Assists	3, 5x - last vs. Navy (11/19/13)
Turnovers	3 vs. North Texas (11/20/12)
Blocks	2, 3x - last vs. Clemson (2/7/13)
Steals	4, 2x - last vs. North Carolina (3/13/15)
Minutes	35 at Louisville (3/7/15)

## SEASON HIGHS

Points	7 vs. William & Mary (12/5/15)
FGs	3 vs. William & Mary (12/5/15)
3FGs	2, 3x - last vs. Hampton (3/17/16)
FTs	2 vs. Bradley (11/19/15)
Rebounds	3 vs. Hampton (3/17/16)
Assists	2 vs. Louisville (3/5/16)
Turnovers	1, 9x - last vs. North Carolina (3/12/16)
Blocks	1, 6x - last vs. Hampton (3/17/16)
Steals	1, 7x - last vs. Hampton (3/17/16)
Minutes	16, 4x - last vs. Hampton (3/17/16)

## CAREER STATISTICS

Year	G-GS	Min-Avg.	FG-FGA	Pct.	3FG-3FGA	Pct.	FT-FTA	Pct.	Off-Def.	Reb-Avg.	PF-DQ	Ast	TO	Blk	Stl	Pts-Avg
2012-13	35-8	694-19.8	65-157	.414	42-108	.389	26-33	.788	21-63	84-2.4	78-2	36	21	16	27	198-5.7
2013-14	32-0	297-9.3	26-66	.394	17-51	.333	19-26	.731	7-20	27-0.8	27-0	8	10	3	7	88-2.8
2014-15	33-11	590-17.9	35-99	.354	21-76	.276	10-16	.625	8-43	51-1.5	46-0	23	15	5	19	101-3.1
2015-16	34-1	299-8.8	23-60	.383	12-39	.308	6-10	.600	7-19	26-0.8	26-0	12	10	6	8	64-1.9
<b>TOTAL</b>	<b>134-20</b>	<b>1880-14.0</b>	<b>149-382</b>	<b>.390</b>	<b>92-274</b>	<b>.336</b>	<b>61-85</b>	<b>.718</b>	<b>43-145</b>	<b>188-1.4</b>	<b>177-2</b>	<b>79</b>	<b>56</b>	<b>30</b>	<b>61</b>	<b>451-3.4</b>

## CAREER ACC STATISTICS


Year	G-GS	Min-Avg.	FG-FGA	Pct.	3FG-3FGA	Pct.	FT-FTA	Pct.	Off-Def.	Reb-Avg.	PF-DQ	Ast	TO	Blk	Stl	Pts-Avg
2012-13	18-5	368-20.4	33-89	.371	25-69	.362	9-13	.692	11-33	44-2.4	42-1	13	9	10	13	100-5.6
2013-14	15-0	137-9.1	12-33	.364	8-26	.308	3-7	.429	4-10	14-0.9	10-0	4	4	2	1	35-2.3
2014-15	18-8	326-18.1	16-47	.340	12-38	.316	2-6	.333	1-22	23-1.3	24-0	13	9	2	7	46-2.6
2015-16	16-1	153-9.6	9-26	.346	5-19	.263	1-2	.500	3-8	11-0.7	14-0	8	5	5	5	24-1.5
<b>TOTAL</b>	<b>67-14</b>	<b>984-14.7</b>	<b>70-195</b>	<b>.359</b>	<b>50-152</b>	<b>.329</b>	<b>15-28</b>	<b>.536</b>	<b>19-73</b>	<b>92-1.4</b>	<b>90-1</b>	<b>38</b>	<b>27</b>	<b>19</b>	<b>26</b>	<b>205-3.1</b>

## CAREER NCAA TOURNAMENT STATISTICS

Year	G-GS	Min-Avg.	FG-FGA	Pct.	3FG-3FGA	Pct.	FT-FTA	Pct.	Off-Def.	Reb-Avg.	PF-DQ	Ast	TO	Blk	Stl	Pts-Avg
2014	3-0	36-12.0	5-7	.714	2-3	.667	4-4	1.000	2-5	7-2.3	4-0	0	1	0	0	16-5.3
2015	2-1	47-23.5	1-6	.167	0-4	.000	0-0	.000	2-3	5-2.5	5-0	3	0	0	1	2-1.0
2016	4-0	36-11.0	2-7	.286	2-6	.333	0-0	.000	0-4	4-1.0	2-0	1	1	1	2	6-1.5
<b>TOTAL</b>	<b>9-1</b>	<b>119-13.2</b>	<b>8-20</b>	<b>.400</b>	<b>4-13</b>	<b>.308</b>	<b>4-4</b>	<b>1.000</b>	<b>4-12</b>	<b>16-1.8</b>	<b>11-0</b>	<b>4</b>	<b>2</b>	<b>1</b>	<b>3</b>	<b>24-2.7</b>







# 21 ISAIAH WILKINS

**Forward • 6-8 • 230**  
**Sophomore**  
**Lilburn, Ga. • Greater Atlanta Christian**

## 2015-16 SEASON

- Played in all 37 games, including 21 starts
- Averaged 4.6 points and 4.1 rebounds
- Shot 51.8 percent from the field and 58.3 percent from the free-throw line
- Led team with 31 blocks
- Added 55 assists and 28 steals
- Scored a career-high 14 points on 5-7 FGs and 4-4 FTs vs. Virginia Tech (2/9/16)
- Grabbed a career-high 13 rebounds vs. NC State (2/15/16)
- Scored 12 points (6-9 FGs) and added four rebounds and three assists in NCAA Sweet 16 win against Iowa State (3/25/16)
- Scored 10 points on 4-7 shooting vs. Clemson (1/19/16)
- Scored eight points and grabbed seven boards in ACC semifinal win against Miami (3/11/16)
- Blocked a career-high four shots at Virginia Tech (1/4/16)
- Had a team-high eight rebounds vs. Oakland (12/30/15)
- Scored six points and tied a career-high with four steals vs. West Virginia (12/8/15)
- Tallied eight points and added a career-high four steals vs. William & Mary (12/5/15)
- Scored five points and grabbed four rebounds in his first career start vs. Villanova (12/19/15)
- Lettered

## 2015-16 GAME-BY-GAME

Opponent	GP-GS	FG	3FG	FT	O-D	Reb	A	TO	Blk	Stl	PF	Min	Pts
Morgan State	1-0	2-4	0-0	3-5	3-1	4	1	1	0	0	2	16	7
at George Wash.	2-0	0-1	0-0	0-0	2-1	3	1	2	1	0	1	14	0
vs. Bradley	3-0	2-2	0-0	2-2	0-2	2	0	0	0	0	1	16	6
vs. Long Beach St	4-0	1-1	0-0	0-0	0-3	3	3	0	3	0	2	17	2
vs. George Mason	5-0	1-2	0-0	0-0	1-2	3	1	0	0	0	1	14	2
Lehigh	6-0	3-6	0-1	0-0	4-1	5	1	0	1	0	0	16	6
at Ohio State	7-0	2-3	0-0	2-2	2-3	5	0	0	1	1	2	25	6
William & Mary	8-0	3-6	0-0	2-4	2-1	3	0	0	1	4	3	21	8
vs. West Virginia	9-0	2-3	0-0	2-4	0-3	3	1	0	0	4	0	21	6
Villanova	10-1	2-3	0-0	1-2	2-2	4	2	1	2	1	3	30	5
California	11-2	2-4	0-0	1-2	1-6	7	1	0	0	1	3	30	5
Oakland	12-3	2-4	0-0	0-0	2-6	8	3	0	2	2	2	25	4
Notre Dame	13-4	1-3	0-0	0-0	0-2	2	4	0	2	0	3	32	2
at Virginia Tech	14-5	2-6	0-0	2-3	2-6	8	3	1	4	1	3	28	6
at Georgia Tech	15-5	1-3	0-0	0-1	1-2	3	1	0	0	0	1	15	2
Miami	16-5	0-1	0-0	0-0	0-1	1	1	1	0	0	0	19	0
at Florida State	17-5	2-5	0-0	0-0	0-1	1	1	0	0	1	3	20	4
Clemson	18-5	4-7	0-0	2-2	0-2	2	2	1	0	0	2	23	10
Syracuse	19-5	2-2	0-0	1-3	1-4	5	3	1	0	0	2	19	5
at Wake Forest	20-5	0-2	0-0	0-0	1-1	2	1	2	0	0	0	15	0
at Louisville	21-6	2-2	0-0	0-0	1-1	2	1	2	1	0	4	22	4
Boston College	22-7	1-2	0-0	0-0	0-1	1	1	1	0	4	1	26	2
at Pitt	23-8	2-5	0-0	0-0	3-4	7	5	1	0	1	1	27	4
Virginia Tech	24-9	5-7	0-1	4-4	3-1	4	1	1	1	1	4	23	14
at Duke	25-10	4-6	0-0	0-0	3-2	5	0	0	0	0	4	12	8
NC State	26-11	3-6	0-0	0-0	3-10	13	3	1	1	0	1	33	6
at Miami	27-12	1-4	0-0	1-1	1-5	6	0	2	1	1	1	29	3
North Carolina	28-13	3-7	0-0	2-2	1-4	5	1	0	1	2	4	30	8
at Clemson	29-14	1-3	0-0	2-4	1-1	2	0	2	0	0	2	15	4
Louisville	30-14	0-1	0-0	0-0	1-1	2	0	2	0	0	2	19	0
vs. Georgia Tech	31-15	1-3	0-0	1-2	2-2	4	3	2	1	2	3	28	3
vs. Miami	32-16	4-4	0-0	0-0	3-4	7	0	0	1	2	3	22	8
vs. North Carolina	33-17	1-3	0-1	0-0	3-1	4	1	0	1	0	2	22	2
vs. Hampton	34-18	3-4	0-0	0-2	2-2	4	2	1	2	0	0	17	6
vs. Butler	35-19	1-2	0-0	0-0	1-2	3	1	0	1	0	1	16	2
vs. Iowa State	36-20	6-9	0-0	0-3	1-3	4	3	2	2	0	2	22	12
vs. Syracuse	37-21	0-3	0-0	0-0	2-3	5	3	0	1	0	3	23	0

## CAREER HIGHS

Points	14 vs. Virginia Tech (2/9/16)
FGs	5 vs. Virginia Tech (2/9/16)
3FGs	1, 2x - last vs. Georgia Tech (1/22/15)
FTs	4 vs. Virginia Tech (2/9/16)
Rebounds	9 at Wake Forest (2/25/15)
Assists	5 at Pitt (2/6/16)
Turnovers	2, 9x - last vs. Georgia Tech (3/10/16)
Blocks	4 at Virginia Tech (1/4/16)
Steals	4, 3x - last vs. Boston College (2/3/16)
Minutes	33 vs. NC State (2/15/16)

## SEASON HIGHS

Points	14 vs. Virginia Tech (2/9/16)
FGs	5 vs. Virginia Tech (2/9/16)
3FGs	-
FTs	4 vs. Virginia Tech (2/9/16)
Rebounds	8, 2x - last at Virginia Tech (1/4/16)
Assists	5 at Pitt (2/6/16)
Turnovers	2, 6x - last vs. Georgia Tech (3/10/16)
Blocks	4 at Virginia Tech (1/4/16)
Steals	4, 3x - last vs. Boston College (2/3/16)
Minutes	33 vs. NC State (2/15/16)

## CAREER STATISTICS

Year	G-GS	Min-Avg.	FG-FGA	Pct.	3FG-3FGA	Pct.	FT-FTA	Pct.	Off-Def.	Reb-Avg.	PF-DQ	Ast	TO	Blk	Stl	Pts-Avg
2014-15	28-0	264-9.4	19-48	.396	2-3	.667	6-11	.545	19-50	69-2.5	26-0	11	15	18	5	46-1.6
2015-16	37-21	792-21.4	72-139	.518	0-3	.000	28-48	.586	55-97	152-4.1	73-0	55	27	31	28	172-4.6
<b>TOTAL</b>	<b>65-21</b>	<b>1056-16.2</b>	<b>91-187</b>	<b>.487</b>	<b>2-6</b>	<b>.333</b>	<b>34-59</b>	<b>.576</b>	<b>74-147</b>	<b>221-3.4</b>	<b>99-0</b>	<b>66</b>	<b>42</b>	<b>49</b>	<b>33</b>	<b>218-3.4</b>

## CAREER ACC STATISTICS

Year	G-GS	Min-Avg.	FG-FGA	Pct.	3FG-3FGA	Pct.	FT-FTA	Pct.	Off-Def.	Reb-Avg.	PF-DQ	Ast	TO	Blk	Stl	Pts-Avg
2014-15	16-0	155-9.7	12-27	.444	2-3	.667	1-3	.333	10-25	35-2.2	12-0	6	7	8	2	27-1.7
2015-16	18-11	397-22.1	34-72	.472	0-1	.000	14-20	.700	22-49	71-3.9	41-0	28	18	11	11	82-4.6
<b>TOTAL</b>	<b>34-11</b>	<b>552-16.2</b>	<b>46-99</b>	<b>.465</b>	<b>2-4</b>	<b>.500</b>	<b>15-23</b>	<b>.652</b>	<b>32-74</b>	<b>106-3.1</b>	<b>53-0</b>	<b>34</b>	<b>25</b>	<b>19</b>	<b>13</b>	<b>109-3.2</b>

## CAREER NCAA TOURNAMENT STATISTICS

Year	G-GS	Min-Avg.	FG-FGA	Pct.	3FG-3FGA	Pct.	FT-FTA	Pct.	Off-Def.	Reb-Avg.	PF-DQ	Ast	TO	Blk	Stl	Pts-Avg
2015	1-0	5-5.0	0-1	.000	0-0	.000	0-0	.000	0-2	2-2.0	0-0	0	0	0	0	0-0.0
2016	4-4	88-22.0	10-18	.556	0-0	.000	0-5	.000	6-10	16-4.0	6-0	9	3	6	0	20-5.0
<b>TOTAL</b>	<b>5-4</b>	<b>93-18.6</b>	<b>10-19</b>	<b>.526</b>	<b>0-0</b>	<b>.000</b>	<b>0-5</b>	<b>.000</b>	<b>6-12</b>	<b>18-3.6</b>	<b>6-0</b>	<b>9</b>	<b>3</b>	<b>6</b>	<b>0</b>	<b>20-4.0</b>





# 31 JARRED REUTER

**Forward • 6-7 • 243**  
**Freshman**  
**Marion, Mass. • Brewster Academy**

## 2015-16 SEASON

- Played in 26 games
- Averaged 1.5 points and 1.0 rebounds
- Shot 45.7 percent from the field and 80 percent from the free-throw line
- Scored eight points and added six rebounds in his college debut vs. Morgan State (11/13/15)
- Grabbed team-high six rebounds in 11 minutes of action vs. Long Beach State (11/20/15)
- Tallied career highs in points (11), minutes (16) and free throws (5) vs. California (12/22/15)
- Scored four points at Miami (2/22/16)
- Scored three points vs. NC State (2/15/16)
- Lettered

## 2015-16 GAME-BY-GAME

Opponent	GP-GS	FG	3FG	FT	O-D	Reb	A	TO	Blk	Stl	PF	Min	Pts
Morgan State	1-0	4-7	0-0	0-0	3-3	6	1	0	0	0	1	10	8
at George Wash.	DNP												
vs. Bradley	2-0	2-3	0-0	0-0	0-2	2	2	2	0	0	2	11	4
vs. Long Beach St	3-0	1-3	0-0	0-0	2-4	6	1	0	0	0	1	11	2
vs. George Mason	4-0	0-1	0-0	0-0	0-0	0	0	0	0	0	1	3	0
Lehigh	5-0	0-1	0-0	0-0	0-1	1	0	0	0	0	0	6	0
at Ohio State	DNP												
William & Mary	6-0	0-1	0-0	0-0	0-0	0	0	0	0	0	0	1	0
vs. West Virginia	7-0	0-0	0-0	0-0	0-0	0	0	0	0	0	1	5	0
Villanova	8-0	1-2	0-0	0-0	1-0	1	0	0	0	0	0	2	2
California	9-0	3-4	0-0	5-6	1-1	2	0	0	0	0	2	16	11
Oakland	10-0	1-1	0-0	0-1	0-0	0	0	0	0	0	5	4	2
Notre Dame	DNP												
at Virginia Tech	11-0	1-2	0-0	0-0	1-1	2	0	1	0	0	2	4	2
at Georgia Tech	12-0	1-2	0-0	0-0	0-0	0	0	0	0	0	0	5	2
Miami	DNP												
at Florida State	DNP												
Clemson	13-0	0-0	0-0	0-0	0-1	1	0	0	0	0	2	7	0
Syracuse	DNP												
at Wake Forest	14-0	0-2	0-0	0-0	0-0	0	0	0	0	0	0	3	0
at Louisville	15-0	0-0	0-0	0-0	0-0	0	0	0	0	0	0	1	0
Boston College	16-0	0-0	0-0	0-0	0-2	2	0	2	0	0	2	4	0
at Pitt	17-0	0-2	0-0	0-0	1-0	1	0	1	0	1	2	7	0
Virginia Tech	18-0	0-0	0-0	0-0	0-0	0	0	0	0	0	0	2	0
at Duke	DNP												
NC State	19-0	1-2	0-0	1-1	0-0	0	0	0	0	0	1	2	3
at Miami	20-0	1-1	0-0	2-2	1-0	1	0	0	0	0	1	5	4
North Carolina	21-0	0-0	0-0	0-0	0-0	0	0	0	0	0	1	5	0
at Clemson	22-0	0-1	0-0	0-0	0-0	0	0	0	0	0	0	2	0
Louisville	23-0	0-0	0-0	0-0	0-0	0	0	0	0	0	0	1	0
vs. Georgia Tech	24-0	0-0	0-0	0-0	0-0	0	0	0	0	0	0	1	0
vs. Miami	DNP												
vs. North Carolina	DNP												
vs. Hampton	25-0	0-0	0-0	0-0	0-0	0	1	0	0	0	0	3	0
vs. Butler	DNP												
vs. Iowa State	26-0	0-0	0-0	0-0	0-0	0	0	0	0	0	0	0+	0
vs. Syracuse	DNP												

## CAREER/SEASON HIGHS

Points	11 vs. California (12/22/15)
FGs	4 vs. Morgan State (11/13/15)
3FGs	–
FTs	5 vs. California (12/22/15)
Rebounds	6, 2x - last vs. Long Beach State (11/20/15)
Assists	2 vs. Bradley (11/19/15)
Turnovers	2, 2x - last vs. Boston College (2/3/16)
Blocks	–
Steals	1 at Pitt (2/6/16)
Minutes	16 vs. California (12/22/15)

## CAREER STATISTICS

Year	G-GS	Min-Avg.	FG-FGA	Pct.	3FG-3FGA	Pct.	FT-FTA	Pct.	Off-Def.	Reb-Avg.	PF-DQ	Ast	TO	Blk	Stl	Pts-Avg
2015-16	26-0	121-4.7	16-35	.457	0-0	.000	8-10	.800	10-15	25-1.0	24-1	5	6	0	1	40-1.5
<b>TOTAL</b>	<b>26-0</b>	<b>121-4.7</b>	<b>16-35</b>	<b>.457</b>	<b>0-0</b>	<b>.000</b>	<b>8-10</b>	<b>.800</b>	<b>10-15</b>	<b>25-1.0</b>	<b>24-1</b>	<b>5</b>	<b>6</b>	<b>0</b>	<b>1</b>	<b>40-1.5</b>

## CAREER ACC STATISTICS

Year	G-GS	Min-Avg.	FG-FGA	Pct.	3FG-3FGA	Pct.	FT-FTA	Pct.	Off-Def.	Reb-Avg.	PF-DQ	Ast	TO	Blk	Stl	Pts-Avg
2015-16	13-0	48-3.7	4-12	.333	0-0	.000	3-3	1.000	3-4	7-0.5	11-0	0	4	0	1	11-0.8
<b>TOTAL</b>	<b>13-0</b>	<b>48-3.7</b>	<b>4-12</b>	<b>.333</b>	<b>0-0</b>	<b>.000</b>	<b>3-3</b>	<b>1.000</b>	<b>3-4</b>	<b>7-0.5</b>	<b>11-0</b>	<b>0</b>	<b>4</b>	<b>0</b>	<b>1</b>	<b>11-0.8</b>

## CAREER NCAA TOURNAMENT STATISTICS

Year	G-GS	Min-Avg.	FG-FGA	Pct.	3FG-3FGA	Pct.	FT-FTA	Pct.	Off-Def.	Reb-Avg.	PF-DQ	Ast	TO	Blk	Stl	Pts-Avg
2016	2-0	3-1.5	0-0	.000	0-0	.000	0-0	.000	0-0	0-0.0	0-0	1	0	0	0	0-0.0
<b>TOTAL</b>	<b>2-0</b>	<b>3-1.5</b>	<b>0-0</b>	<b>.000</b>	<b>0-0</b>	<b>.000</b>	<b>0-0</b>	<b>.000</b>	<b>0-0</b>	<b>0-0.0</b>	<b>0-0</b>	<b>1</b>	<b>0</b>	<b>0</b>	<b>0</b>	<b>0-0.0</b>





# 33 JACK SALT

**Center • 6-11 • 250**  
**Redshirt Freshman**  
**Auckland, New Zealand • Westlake**

## 2015-16 SEASON

- Played in 21 games, including nine starts
- Averaged 1.7 points and 1.2 rebounds
- Shot 51.5 percent from the field and 33.3 percent from the free-throw line
- Scored five points and added three rebounds in his college debut vs. Morgan State (11/13/15)
- Scored six points and grabbed four rebounds vs. Bradley (11/19/15)
- Scored four points and blocked two shots in his first start vs. George Mason (11/22/15)
- Scored four points at Florida State (1/17/16)
- Scored three points in NCAA First Round win against Hampton (3/17/16)
- Lettered

## 2015-16 GAME-BY-GAME

Opponent	GP-GS	FG	3FG	FT	O-D	Reb	A	TO	Blk	Stl	PF	Min	Pts
Morgan State	1-0	2-3	0-0	1-2	3-0	3	0	1	0	0	2	8	5
at George Wash.	2-0	0-1	0-0	0-0	1-0	1	0	0	1	0	3	4	0
vs. Bradley	3-0	3-4	0-0	0-0	3-1	4	0	0	0	0	3	11	6
vs. Long Beach St	4-0	3-3	0-0	0-1	1-0	1	0	2	0	0	1	13	6
vs. George Mason	5-1	2-4	0-0	0-0	0-1	1	0	1	2	1	3	18	4
Lehigh	6-2	0-1	0-0	0-0	0-1	1	0	1	0	0	2	11	0
at Ohio State	7-3	1-3	0-0	0-0	1-0	1	0	1	0	0	0	9	2
William & Mary	DNP												
vs. West Virginia	8-4	1-2	0-0	0-0	1-0	1	0	1	0	0	1	7	2
Villanova	DNP												
California	DNP												
Oakland	9-4	0-1	0-0	0-0	0-0	0	0	0	0	0	1	3	0
Notre Dame	DNP												
at Virginia Tech	DNP												
at Georgia Tech	10-4	0-2	0-0	0-0	1-1	2	0	0	1	0	1	8	0
Miami	11-5	0-1	0-0	0-0	1-2	3	0	1	1	0	1	8	0
at Florida State	12-6	2-2	0-0	0-0	1-0	1	0	0	0	0	3	9	4
Clemson	13-7	1-2	0-0	0-0	1-1	2	0	0	0	0	0	8	2
Syracuse	14-8	1-1	0-0	0-1	0-2	2	0	1	0	0	0	4	2
at Wake Forest	15-9	0-0	0-0	0-0	0-0	0	0	0	0	0	2	4	0
at Louisville	16-9	0-0	0-0	0-0	0-0	0	0	0	0	0	0	1	0
Boston College	17-9	0-0	0-0	0-0	0-0	0	0	1	0	0	1	5	0
at Pitt	DNP												
Virginia Tech	DNP												
at Duke	DNP												
NC State	18-9	0-1	0-0	0-0	0-1	1	0	0	0	0	1	2	0
at Miami	DNP												
North Carolina	DNP												
at Clemson	DNP												
Louisville	19-9	0-0	0-0	0-0	0-0	0	0	0	0	0	0	1	0
vs. Georgia Tech	20-9	0-1	0-0	0-0	0-0	0	0	0	0	0	0	1	0
vs. Miami	DNP												
vs. North Carolina	DNP												
vs. Hampton	21-9	1-1	0-0	1-2	0-0	0	0	0	0	0	0	3	3
vs. Butler	DNP												
vs. Iowa State	22-9	0-0	0-0	0-0	0-0	0	0	0	0	0	0	0+	0
vs. Syracuse	DNP												

## CAREER/SEASON HIGHS

Points	6, 2x - last vs. Long Beach State (11/20/15)
FGs	3, 2x - last vs. Long Beach State (11/20/15)
3FGs	-
FTs	1, 2x- last vs. Hampton (3/17/16)
Rebounds	4 vs. Bradley (11/19/15)
Assists	-
Turnovers	2 vs. Long Beach State (11/20/15)
Blocks	2 vs. George Mason (11/22/15)
Steals	1 vs. George Mason (11/22/15)
Minutes	18 vs. George Mason (11/22/15)

## CAREER STATISTICS

Year	G-GS	Min-Avg.	FG-FGA	Pct.	3FG-3FGA	Pct.	FT-FTA	Pct.	Off-Def.	Reb-Avg.	PF-DQ	Ast	TO	Blk	Stl	Pts-Avg
2015-16	22-9	138-6.6	17-33	.515	0-0	.000	2-6	.333	14-10	24-1.1	25-0	0	10	5	1	36-1.6
<b>TOTAL</b>	<b>22-9</b>	<b>138-6.3</b>	<b>17-33</b>	<b>.515</b>	<b>0-0</b>	<b>.000</b>	<b>2-6</b>	<b>.333</b>	<b>14-10</b>	<b>24-1.1</b>	<b>25-0</b>	<b>0</b>	<b>10</b>	<b>5</b>	<b>1</b>	<b>36-1.6</b>

## CAREER ACC STATISTICS

Year	G-GS	Min-Avg.	FG-FGA	Pct.	3FG-3FGA	Pct.	FT-FTA	Pct.	Off-Def.	Reb-Avg.	PF-DQ	Ast	TO	Blk	Stl	Pts-Avg
2015-16	10-5	50-5.0	4-9	.444	0-0	.000	0-1	.000	4-7	11-1.1	9-0	0	3	2	0	8-0.8
<b>TOTAL</b>	<b>10-5</b>	<b>50-5.0</b>	<b>4-9</b>	<b>.444</b>	<b>0-0</b>	<b>.000</b>	<b>0-1</b>	<b>.000</b>	<b>4-7</b>	<b>11-1.1</b>	<b>9-0</b>	<b>0</b>	<b>3</b>	<b>2</b>	<b>0</b>	<b>8-0.8</b>

## CAREER NCAA TOURNAMENT STATISTICS

Year	G-GS	Min-Avg.	FG-FGA	Pct.	3FG-3FGA	Pct.	FT-FTA	Pct.	Off-Def.	Reb-Avg.	PF-DQ	Ast	TO	Blk	Stl	Pts-Avg
2016	2-0	3-1.5	1-1	1.000	0-0	.000	1-2	.500	0-0	0-0.0	0-0	0	0	0	0	3-1.5
<b>TOTAL</b>	<b>2-0</b>	<b>3-1.5</b>	<b>1-1</b>	<b>1.000</b>	<b>0-0</b>	<b>.000</b>	<b>1-2</b>	<b>.500</b>	<b>0-0</b>	<b>0-0.0</b>	<b>0-0</b>	<b>0</b>	<b>0</b>	<b>0</b>	<b>0</b>	<b>3-1.5</b>



# 51 DARIUS THOMPSON

Guard • 6-4 • 196  
Redshirt Sophomore  
Murfreesboro, Tenn. • Blackman/Tennessee

## 2015-16 SEASON

- Played in all 37 games, including 10 starts
- Averaged 4.3 points, 1.4 assists and 1.2 rebounds
- Shot 53.7 percent from the field, 39 percent from 3-point range and 72.2 percent from the free-throw line
- Ranked fourth on team with 27 steals
- Scored in double figures in six games
- Made the game-winning 3-pointer as time expired at Wake Forest (1/26/16)
- Scored 12 points and added four assists, three steals, and a career-high six rebounds vs. Morgan State (11/13/15)
- Logged a career-high 36 minutes and recorded 12 points and six assists at Ohio State (12/1/15)
- Matched a season-high with 12 points in 36 minutes and collected a season-high four steals vs. William & Mary (12/5/15)
- Scored 11 points (4-4 FG, 2-2 3FG) vs. Villanova (12/19/16)
- Recorded six points on pair of 3-pointers in NCAA first round win over Hampton (3/17/16)
- Scored nine points (4-4 FG) in NCAA Elite Eight loss against Syracuse (3/27/16)
- Lettered

## 2015-16 GAME-BY-GAME

Opponent	GP-GS	FG	3FG	FT	O-D	Reb	A	TO	Blk	Stl	PF	Min	Pts
Morgan State	1-1	4-6	1-2	3-3	1-5	6	4	0	0	3	1	23	12
at George Wash.	2-2	2-6	1-4	0-0	1-1	2	1	1	0	1	5	23	5
vs. Bradley	3-2	2-3	0-0	2-2	1-1	2	1	1	0	0	3	14	6
vs. Long Beach St	4-2	1-4	1-2	0-0	0-2	2	1	1	0	1	1	19	3
vs. George Mason	5-2	1-1	0-0	2-2	0-2	2	0	1	1	1	2	20	4
Lehigh	6-2	5-7	2-4	0-1	1-1	2	3	2	1	1	2	22	12
at Ohio State	7-3	5-8	2-3	0-0	0-2	2	6	2	0	0	1	36	12
William & Mary	8-4	5-10	0-2	2-3	0-3	3	2	0	0	4	1	36	12
vs. West Virginia	9-5	4-7	0-1	2-2	1-1	2	2	4	0	0	3	28	10
Villanova	10-6	4-4	2-2	1-2	0-0	0	1	1	0	0	4	22	11
California	11-7	2-4	1-2	0-0	0-0	0	2	1	0	1	2	29	5
Oakland	12-8	1-7	0-2	4-5	0-3	3	1	2	0	3	0	30	6
Notre Dame	13-9	3-4	0-1	1-2	0-2	2	1	1	0	2	1	29	7
at Virginia Tech	14-10	0-3	0-2	0-0	0-1	1	1	2	0	2	0	23	0
at Georgia Tech	15-10	0-1	0-0	3-4	1-1	2	2	0	0	0	2	14	3
Miami	16-10	1-1	0-0	2-2	1-1	2	3	0	0	0	1	19	4
at Florida State	17-10	1-1	0-0	0-0	0-1	1	1	0	0	0	4	17	2
Clemson	18-10	1-2	0-1	0-0	0-2	2	2	1	0	0	0	19	2
Syracuse	19-10	0-2	0-1	0-0	0-0	0	1	0	0	0	2	7	0
at Wake Forest	20-10	1-1	1-1	0-0	0-0	0	1	1	0	0	2	8	3
at Louisville	21-10	2-2	0-0	0-0	0-0	0	2	2	1	1	2	21	4
Boston College	22-10	1-2	0-1	0-0	0-1	1	1	2	1	0	2	15	2
at Pitt	23-10	0-0	0-0	0-0	0-1	1	2	0	0	1	1	10	0
Virginia Tech	24-10	1-1	0-0	1-2	0-2	2	3	0	1	0	1	17	3
at Duke	25-10	0-2	0-1	0-0	0-1	1	1	1	0	1	2	22	0
NC State	26-10	0-1	0-1	0-0	0-0	0	1	1	0	1	1	6	0
at Miami	27-10	2-4	0-2	0-0	0-0	0	2	0	0	0	0	18	4
North Carolina	28-10	0-1	0-1	0-0	0-0	0	0	1	0	0	2	4	0
at Clemson	29-10	0-1	0-0	0-0	0-0	0	0	0	0	0	0	9	0
Louisville	30-10	0-0	0-0	0-0	0-0	0	1	1	0	0	1	12	0
vs. Georgia Tech	31-10	1-1	0-0	0-0	0-0	0	1	0	0	1	2	11	2
vs. Miami	32-10	1-4	1-1	3-6	1-1	2	0	1	0	2	0	17	6
vs. North Carolina	33-10	0-0	0-0	0-0	0-0	0	0	0	0	0	1	9	0
vs. Hampton	34-10	2-2	2-2	0-0	0-0	0	1	0	1	0	0	19	6
vs. Butler	35-10	0-0	0-0	0-0	0-0	0	0	1	0	0	1	3	0
vs. Iowa State	36-10	1-1	1-1	0-0	0-0	0	1	0	0	1	0	4	3
vs. Syracuse	37-10	4-4	1-1	0-0	0-1	1	1	2	1	0	1	13	9

## CAREER HIGHS

- Points 16 vs. Wake Forest (11/30/13)\*
  - FGs 5, 3x - last vs W&M (12/5/15)
  - 3FGs 2, 3x - last vs. Villanova (12/19/15)
  - FTs 9 vs. Wake Forest (11/30/13)\*
  - Rebounds 6 vs. Morgan State (11/13/15)
  - Assists 9 vs. Tusculum (1/4/14)\*
  - Turnovers 4 vs. West Virginia (12/8/15)
  - Blocks 1, 15x - last vs. Syracuse (3/27/16)
  - Steals 5 vs. Tennessee State (11/22/13)\*
  - Minutes 36, 2x - last vs. W&M (12/5/15)
- \* denotes at Tennessee

## SEASON HIGHS

- Points 12, 4x - last vs. William & Mary (12/5/15)
- FGs 5, 3x - last vs. William & Mary (12/5/15)
- 3FGs 2, 3x - last vs. Ohio State (12/1/15)
- FTs 4 vs. Oakland (12/30/15)
- Rebounds 6 vs. Morgan State (11/13/15)
- Assists 6 at Ohio State (12/1/15)
- Turnovers 4 vs. West Virginia (12/8/15)
- Blocks 1, 7x - last vs. Syracuse (3/27/16)
- Steals 4 vs. William & Mary (12/5/15)
- Minutes 36, 2x - last vs. William & Mary (12/5/15)

## CAREER STATISTICS (AT TENNESSEE)

Year	G-GS	Min-Avg.	FG-FGA	Pct.	3FG-3FGA	Pct.	FT-FTA	Pct.	Off-Def.	Reb-Avg.	PF-DQ	Ast	TO	Blk	Stl	Pts-Avg
2013-14	37-10	620-16.8	32-84	.381	8-41	.195	23-31	.742	11-62	73-2.0	56-2	87	34	8	36	95-2.6
SEC	18-8	290-16.1	16-42	.381	5-23	.217	4-8	.500	5-31	36-2.0	26-0	39	19	1	14	41-2.3

## CAREER STATISTICS (AT VIRGINIA)

Year	G-GS	Min-Avg.	FG-FGA	Pct.	3FG-3FGA	Pct.	FT-FTA	Pct.	Off-Def.	Reb-Avg.	PF-DQ	Ast	TO	Blk	Stl	Pts-Avg
2015-16	37-10	648-17.5	58-108	.537	16-41	.390	26-36	.722	8-36	44-1.2	53-1	53	32	7	27	158-4.3
TOTAL	37-10	648-17.5	58-108	.537	16-41	.390	26-36	.722	8-36	44-1.2	53-1	53	32	7	27	158-4.3

## CAREER ACC STATISTICS

Year	G-GS	Min-Avg.	FG-FGA	Pct.	3FG-3FGA	Pct.	FT-FTA	Pct.	Off-Def.	Reb-Avg.	PF-DQ	Ast	TO	Blk	Stl	Pts-Avg
2015-16	18-2	270-15.0	13-29	.448	1-12	.083	7-10	.700	2-13	15-0.8	24-0	25	13	3	8	34-1.9
TOTAL	18-2	270-15.0	13-29	.448	1-12	.083	7-10	.700	2-13	15-0.8	24-0	25	13	3	8	34-1.9

## CAREER NCAA TOURNAMENT STATISTICS

Year	G-GS	Min-Avg.	FG-FGA	Pct.	3FG-3FGA	Pct.	FT-FTA	Pct.	Off-Def.	Reb-Avg.	PF-DQ	Ast	TO	Blk	Stl	Pts-Avg
2014*	3-0	52-17.3	2-7	.286	0-1	.000	2-2	1.000	2-4	6-2.0	0-0	6	2	0	3	6-2.0
2016	4-0	39-9.8	7-7	1.000	4-4	1.000	0-0	.000	0-1	1-0.3	2-0	3	3	2	1	18-4.5
TOTAL	7-0	91-13.0	9-14	.643	4-5	.800	2-2	1.000	2-5	7-1.0	2-0	9	5	2	4	24-3.4

## COLLEGIATE TOTALS

Year	G-GS	Min-Avg.	FG-FGA	Pct.	3FG-3FGA	Pct.	FT-FTA	Pct.	Off-Def.	Reb-Avg.	PF-DQ	Ast	TO	Blk	Stl	Pts-Avg
	74-20	1268-17.1	90-192	.469	24-82	.293	49-67	.731	19-98	117-1.6	107-3	140	66	15	63	252-3.4



# 2 JUSTICE BARTLEY

**Guard • 6-5 • 209**  
**Freshman**  
**Lilburn, Ga. • Montrose Christian (Md.)**

## 2015-16 HIGHLIGHTS

- Joined the team as a walk-on prior to the season
- Appeared in eight games
- Recorded three rebounds and an assist
- Lettered

## 2015-16 GAME-BY-GAME

Opponent	GP-GS	FG	3FG	FT	O-D	Reb	A	TO	Blk	Stl	PF	Min	Pts
Morgan State	1-0	0-1	0-0	0-0	1-1	2	0	2	0	0	0	3	0
at George Wash.	DNP												
vs. Bradley	DNP												
vs. Long Beach St	DNP												
vs. George Mason	DNP												
Lehigh	2-0	0-0	0-0	0-0	0-0	0	0	0	0	0	0	2	0
at Ohio State	DNP												
William & Mary	3-0	0-0	0-0	0-0	0-0	0	0	0	0	0	0	1	0
vs. West Virginia	DNP												
Villanova	DNP												
California	DNP												
Oakland	DNP												
Notre Dame	DNP												
at Virginia Tech	DNP												
at Georgia Tech	DNP												
Miami	DNP												
at Florida State	DNP												
Clemson	DNP												
Syracuse	DNP												
at Wake Forest	DNP												
at Louisville	4-0	0-0	0-0	0-0	0-0	0	0	2	0	0	1	1	0
Boston College	5-0	0-1	0-0	0-0	0-0	0	0	0	0	0	0	2	0
at Pitt	6-0	0-0	0-0	0-0	0-0	0	0	0	0	0	0	1	0
Virginia Tech	DNP												
at Duke	DNP												
NC State	DNP												
at Miami	DNP												
North Carolina	DNP												
at Clemson	DNP												
Louisville	7-0	0-0	0-0	0-0	0-0	0	1	0	0	0	0	1	0
vs. Georgia Tech	8-0	0-0	0-0	0-0	0-1	1	0	1	0	0	0	1	0
vs. Miami	DNP												
vs. North Carolina	DNP												
vs. Hampton	DNP												
vs. Butler	DNP												
vs. Iowa State	DNP												
vs. Syracuse	DNP												

## CAREER/SEASON HIGHS

Points	–
FGs	–
3FGs	–
FTs	–
Rebounds	2 vs. Morgan State (11/13/15)
Assists	1 vs. Louisville (3/5/16)
Turnovers	2 vs. Morgan State (11/13/15)
Blocks	–
Steals	–
Minutes	3 vs. Morgan State (11/13/15)



# 24 CAID KIRVEN

**Guard • 6-9 • 228**  
**Senior**  
**Raleigh, N.C. • Woodbury Forest**

## 2015-16 HIGHLIGHTS

- Appeared in 13 games
- Saw action in five ACC contests
- Hit first career 3-pointer on Senior Night against Louisville (3/5/16)
- Scored two points against Lehigh (11/25/15)
- Lettered

## 2015-16 GAME-BY-GAME

Opponent	GP-GS	FG	3FG	FT	O-D	Reb	A	TO	Blk	Stl	PF	Min	Pts
Morgan State	1-0	0-0	0-0	0-0	0-0	0	0	0	0	0	0	3	0
at George Wash.	DNP												
vs. Bradley	2-0	0-1	0-1	0-0	0-0	0	0	1	0	0	1	2	0
vs. Long Beach St	3-0	0-0	0-0	0-0	0-0	0	0	0	0	0	1	2	0
vs. George Mason	DNP												
Lehigh	4-0	1-1	0-0	0-0	0-1	1	0	0	0	0	0	2	2
at Ohio State	DNP												
William & Mary	5-0	0-0	0-0	0-0	0-0	0	0	0	0	0	0	1	0
vs. West Virginia	DNP												
Villanova	DNP												
California	DNP												
Oakland	6-0	0-0	0-0	0-0	0-0	0	0	0	0	0	0	1	0
Notre Dame	DNP												
at Virginia Tech	DNP												
at Georgia Tech	DNP												
Miami	DNP												
at Florida State	DNP												
Clemson	DNP												
Syracuse	DNP												
at Wake Forest	DNP												
at Louisville	7-0	0-0	0-0	0-0	0-0	0	0	0	0	0	0	1	0
Boston College	8-0	0-1	0-0	0-0	1-0	1	0	0	0	0	0	1	0
at Pitt	9-0	0-0	0-0	0-0	0-0	0	0	0	0	0	0	1	0
Virginia Tech	DNP												
at Duke	DNP												
NC State	10-0	0-0	0-0	0-0	0-0	0	0	0	0	0	0	1	0
at Miami	DNP												
North Carolina	DNP												
at Clemson	DNP												
Louisville	11-0	1-1	1-1	0-0	0-0	0	0	0	0	0	0	1	3
vs. Georgia Tech	12-0	0-1	0-1	0-0	0-0	0	0	0	0	0	0	1	0
vs. Miami	DNP												
vs. North Carolina	DNP												
vs. Hampton	13-0	0-0	0-0	0-0	0-1	1	0	0	0	0	0	2	0
vs. Butler	DNP												
vs. Iowa State	14-0	0-0	0-0	0-0	0-0	0	0	0	0	0	0	0+	0
vs. Syracuse	DNP												

## CAREER/SEASON HIGHS

Points	3 vs. Louisville (3/5/16)
FGs	1, 5x - last vs. Louisville (3/5/16)
3FGs	1 vs. Louisville (3/5/16)
FTs	–
Rebounds	3 vs. Tennessee State (11/25/14)
Assists	–
Turnovers	1, 6x - last vs. Bradley (11/19/15)
Blocks	–
Steals	–
Minutes	5, 3x - last vs. Tennessee State (11/25/14)



# 34 JEFF JONES

Guard • 6-6 • 213

Junior

Charlottesville, Va. • St. Anne's-Belfield School

## 2015-16 HIGHLIGHTS

- Played in 12 games off the bench
- Saw action in four ACC contests
- Played season-high four minutes in win over Morgan State (11/13/15)
- Lettered

## 2015-16 GAME-BY-GAME

Opponent	GP-GS	FG	3FG	FT	O-D	Reb	A	TO	Blk	Stl	PF	Min	Pts
Morgan State	1-0	0-1	0-1	0-0	0-0	0	1	0	0	0	2	4	0
at George Wash.	DNP												
vs. Bradley	2-0	0-0	0-0	0-0	0-0	0	0	1	0	0	1	2	0
vs. Long Beach St	3-0	0-1	0-1	0-0	0-0	0	0	0	0	0	0	2	0
vs. George Mason	DNP												
Lehigh	4-0	0-1	0-1	0-0	0-0	0	0	0	0	0	1	2	0
at Ohio State	DNP												
William & Mary	5-0	0-0	0-0	0-0	0-0	0	0	0	0	0	0	1	0
vs. West Virginia	DNP												
Villanova	DNP												
California	DNP												
Oakland	DNP												
Notre Dame	DNP												
at Virginia Tech	DNP												
at Georgia Tech	DNP												
Miami	DNP												
at Florida State	DNP												
Clemson	DNP												
Syracuse	DNP												
at Wake Forest	DNP												
at Louisville	6-0	0-0	0-0	0-0	0-0	0	0	0	0	0	0	1	0
Boston College	7-0	0-0	0-0	0-0	0-0	0	0	0	0	0	0	1	0
at Pitt	8-0	0-0	0-0	0-0	0-0	0	0	0	0	0	0	1	0
Virginia Tech	DNP												
at Duke	DNP												
NC State	DNP												
at Miami	DNP												
North Carolina	DNP												
at Clemson	DNP												
Louisville	9-0	0-0	0-0	0-0	0-0	0	0	0	0	0	0	1	0
vs. Georgia Tech	10-0	0-0	0-0	0-0	0-0	0	0	0	0	0	0	1	0
vs. Miami	DNP												
vs. North Carolina	DNP												
vs. Hampton	11-0	0-1	0-1	0-0	0-0	0	0	0	0	0	0	2	0
vs. Butler	DNP												
vs. Iowa State	12-0	0-0	0-0	0-0	0-0	0	0	1	0	0	0	0+	0
vs. Syracuse	DNP												

## CAREER HIGHS

Points	2, 2x - last vs. Georgia Tech (1/22/15)
FGs	1, 2x - last vs. Georgia Tech (1/22/15)
3FGs	-
FTs	1 vs. Virginia Tech (1/25/14)
Rebounds	2 vs. Virginia Tech (1/25/14)
Assists	1 vs. Morgan State (11/13/15)
Turnovers	1, 2x - last vs. Iowa State (3/25/16)
Blocks	-
Steals	-
Minutes	4 vs. Morgan State (11/13/15)

2015-16 Virginia Basketball  
Virginia Combined Team Statistics (as of Apr 28, 2016)  
All games

Overall record: 29-8 Conf: 13-5 Home: 15-0 Away: 5-6 Neutral: 9-2

##	Player	gp-gs	min	Total		3-Point		F-Throw		Rebounds				pf	dq	a	to	blk	stl	pts	avg		
				fg-fga	fg%	3fg-fga	3fg%	ft-fa	ft%	off	def	tot	avg										
15	Malcolm Brogdon	37-37	1263	34.1	230-503	.457	75-192	.391	140-156	.897	19	131	150	4.1	76	1	115	52	9	35	675	18.2	
13	Anthony Gill	37-37	1037	28.0	189-326	.580	2-2	1.000	129-173	.746	80	147	227	6.1	85	2	28	42	21	24	509	13.8	
32	London Perrantes	35-35	1162	33.2	123-280	.439	78-160	.488	61-76	.803	14	91	105	3.0	45	0	153	64	3	37	385	11.0	
10	Mike Tobey	37-7	581	15.7	119-198	.601	2-10	.200	31-50	.620	56	105	161	4.4	78	1	15	25	22	10	271	7.3	
21	Isaiah Wilkins	37-21	792	21.4	72-139	.518	0-3	.000	28-48	.583	55	97	152	4.1	73	0	55	27	31	28	172	4.6	
00	Devon Hall	37-20	809	21.9	57-152	.375	21-63	.333	26-34	.765	8	90	98	2.6	52	0	74	33	10	17	161	4.4	
04	Marial Shayok	35-8	526	15.0	58-118	.492	17-39	.436	17-31	.548	8	58	66	1.9	52	1	39	28	5	11	150	4.3	
51	Darius Thompson	37-10	648	17.5	58-108	.537	16-41	.390	26-36	.722	8	36	44	1.2	53	1	53	32	7	27	158	4.3	
11	Evan Nolte	34-1	299	8.8	23-60	.383	12-39	.308	6-10	.600	7	19	26	0.8	26	0	12	10	6	8	64	1.9	
33	Jack Salt	22-9	138	6.3	17-33	.515	0-0	.000	2-6	.333	14	10	24	1.1	25	0	0	10	5	1	36	1.6	
31	Jarred Reuter	26-0	121	4.7	16-35	.457	0-0	.000	8-10	.800	10	15	25	1.0	24	1	5	6	0	1	40	1.5	
24	Caid Kirven	14-0	19	1.4	2-5	.400	1-3	.333	0-0	.000	1	2	3	0.2	2	0	0	1	0	0	5	0.4	
34	Jeff Jones	12-0	18	1.5	0-4	.000	0-4	.000	0-0	.000	0	0	0	0.0	4	0	1	2	0	0	0	0.0	
02	Justice Bartley	8-0	12	1.5	0-2	.000	0-0	.000	0-0	.000	1	2	3	0.4	1	0	1	5	0	0	0	0.0	
Team											42	62	104										
Total.....		37	7425		964-1963	.491	224-556	.403	474-630	.752	323	865	1188	32.1	596	7	551	345	119	199	2626	71.0	
Opponents.....		37	7425		777-1849	.420	235-678	.347	433-617	.702	291	757	1048	28.3	617	10	370	429	83	199	2222	60.1	

TEAM STATISTICS	VA	OPP	Date	Opponent	Score	Att.		
SCORING	2626	2222	11/13/15	MORGAN STATE	w 86-48	14034		
Points per game	71.0	60.1	11/16/15	at George Washington	L 68-73	5025		
Scoring margin	+10.9	-	1 11/19/15	vs Bradley	w 82-57	3437		
FIELD GOALS-ATT	964-1963	777-1849	1 11/20/15	vs Long Beach State	w 87-52	3417		
Field goal pct	.491	.420	1 11/22/15	vs George Mason	w 83-66	2820		
3 POINT FG-ATT	224-556	235-678	11/25/15	LEHIGH	w 80-54	14220		
3-point FG pct	.403	.347	2 12/01/15	at Ohio State	w 64-58	12445		
3-pt FG made per game	6.1	6.4	12/05/15	WILLIAM & MARY	w 67-52	14105		
FREE THROWS-ATT	474-630	433-617	3 12/08/15	vs West Virginia	w 70-54	19812		
Free throw pct	.752	.702	12/19/15	VILLANOVA	w 86-75	14593		
F-Throws made per game	12.8	11.7	12/22/15	CALIFORNIA	Wot 63-62	13265		
REBOUNDS	1188	1048	12/30/15	OAKLAND	w 71-58	14465		
Rebounds per game	32.1	28.3	* 01/02/16	NOTRE DAME	w 77-66	14389		
Rebounding margin	+3.8	-	* 01/04/16	at Virginia Tech	L 68-70	6157		
ASSISTS	551	370	* 01/09/16	at Georgia Tech	L 64-68	8073		
Assists per game	14.9	10.0	* 01/12/16	MIAMI	w 66-58	13495		
TURNOVERS	345	429	* 01/17/16	at Florida State	L 62-69	9158		
Turnovers per game	9.3	11.6	* 01/19/16	CLEMSON	w 69-62	14398		
Turnover margin	+2.3	-	* 01/24/16	SYRACUSE	w 73-65	13305		
Assist/turnover ratio	1.6	0.9	* 01/26/16	at Wake Forest	w 72-71	9221		
STEALS	199	199	* 01/30/16	at Louisville	w 63-47	21714		
Steals per game	5.4	5.4	* 02/03/16	BOSTON COLLEGE	w 61-47	14310		
BLOCKS	119	83	* 02/06/16	at Pitt	w 64-50	12508		
Blocks per game	3.2	2.2	* 02/09/16	VIRGINIA TECH	w 67-49	14395		
ATTENDANCE	211671	279605	* 02/13/16	at Duke	L 62-63	9314		
Home games-Avg/Game	15-14111	11-10023	* 02/15/16	NC STATE	w 73-53	14016		
Neutral site-Avg/Game	-	11-15395	* 02/22/16	at Miami	L 61-64	7016		
			* 02/27/16	NORTH CAROLINA	w 79-74	14593		
Score by Periods	1st	2nd	OT	Totals				
Virginia	1175	1440	11	2626	* 03/01/16	at Clemson	w 64-57	9626
Opponents	993	1219	10	2222	* 03/05/16	LOUISVILLE	w 68-46	14088
					4 03/10/16	vs Georgia Tech	w 72-52	20719
					4 03/11/16	vs Miami	w 73-68	20719
					4 03/12/16	vs North Carolina	L 57-61	20719
					5 03/17/16	vs Hampton	w 81-45	16627
					5 03/19/16	vs Butler	w 77-69	19433
					5 03/25/16	vs Iowa State	w 84-71	21490
					5 03/27/16	vs Syracuse	L 62-68	20155

\* = Conference game  
1 = Charleston Classic  
2 = B1G/ACC Challenge  
3 = Jimmy V Men's Basketball Classic  
4 = ACC Tournament  
5 = NCAA Tournament

2015-16 Virginia Basketball  
Virginia Combined Team Statistics (as of Mar 05, 2016)  
Conference games

RECORD:	OVERALL	HOME	AWAY	NEUTRAL
ALL GAMES	13-5	9-0	4-5	0-0
CONFERENCE	13-5	9-0	4-5	0-0
NON-CONFERENCE	0-0	0-0	0-0	0-0

##	Player	gp-gs	min	avg	Total		3-Point		F-Throw		Rebounds				pf	dq	a	to	blk	stl	pts	avg														
					fg-fga	fg%	3fg-fga	3fg%	ft-fa	ft%	off	def	tot	avg																						
15	Malcolm Brogdon	18-18	626	34.8	125-249	.502	39-95	.411	70-77	.909	8	65	73	4.1	39	1	46	32	3	17	359	19.9														
13	Anthony Gill	18-18	515	28.6	88-164	.537	1-1	1.000	53-79	.671	44	64	108	6.0	51	2	14	23	13	8	230	12.8														
32	London Perrantes	18-18	625	34.7	60-142	.423	39-81	.481	44-53	.830	7	52	59	3.3	20	0	77	39	0	21	203	11.3														
10	Mike Tobey	18-2	283	15.7	51-89	.573	1-4	.250	18-30	.600	20	59	79	4.4	41	1	7	15	13	8	121	6.7														
00	Devon Hall	18-13	404	22.4	28-71	.394	10-30	.333	17-20	.850	5	44	49	2.7	26	0	35	13	4	8	83	4.6														
21	Isaiah Wilkins	18-11	397	22.1	34-72	.472	0-1	.000	14-20	.700	22	49	71	3.9	41	0	28	18	11	11	82	4.6														
04	Marial Shayok	16-2	215	13.4	20-42	.476	7-15	.467	8-15	.533	2	23	25	1.6	20	0	15	10	3	6	55	3.4														
51	Darius Thompson	18-2	270	15.0	13-29	.448	1-12	.083	7-10	.700	2	13	15	0.8	24	0	25	13	3	8	34	1.9														
11	Evan Nolte	16-1	153	9.6	9-26	.346	5-19	.263	1-2	.500	3	8	11	0.7	14	0	8	5	5	5	24	1.5														
31	Jarred Reuter	13-0	48	3.7	4-12	.333	0-0	.000	3-3	1.000	3	4	7	0.5	11	0	0	4	0	1	11	0.8														
33	Jack Salt	10-5	50	5.0	4-9	.444	0-0	.000	0-1	.000	4	7	11	1.1	9	0	0	3	2	0	8	0.8														
24	Caid Kirven	5-0	5	1.0	1-2	.500	1-1	1.000	0-0	.000	1	0	1	0.2	0	0	0	0	0	0	3	0.6														
02	Justice Bartley	4-0	5	1.3	0-1	.000	0-0	.000	0-0	.000	0	0	0	0.0	1	0	1	2	0	0	0	0.0														
34	Jeff Jones	4-0	4	1.0	0-0	.000	0-0	.000	0-0	.000	0	0	0	0.0	0	0	0	0	0	0	0	0.0														
Team											19	29	48												2											
Total.....		18	3600		437-908	.481	104-259	.402	235-310	.758	140	417	557	30.9	297	4	256	179	57	93	1213	67.4														
Opponents.....		18	3600		376-901	.417	121-339	.357	206-300	.687	150	368	518	28.8	294	3	189	196	38	105	1079	59.9														

TEAM STATISTICS	VA	OPP	Date	Opponent	Score	Att.
SCORING	1213	1079	* 01/02/16	NOTRE DAME	w 77-66	14389
Points per game	67.4	59.9	* 01/04/16	at Virginia Tech	L 68-70	6157
Scoring margin	+7.4	-	* 1/9/16	at Georgia Tech	L 64-68	8073
FIELD GOALS-ATT	437-908	376-901	* 01/12/16	MIAMI	w 66-58	13495
Field goal pct	.481	.417	* 01/17/16	at Florida State	L 62-69	9158
3 POINT FG-ATT	104-259	121-339	* 01/19/16	CLEMSON	w 69-62	14398
3-point FG pct	.402	.357	* 01/24/16	SYRACUSE	w 73-65	13305
3-pt FG made per game	5.8	6.7	* 01/26/16	at Wake Forest	w 72-71	9221
FREE THROWS-ATT	235-310	206-300	* 1/30/16	at Louisville	w 63-47	21714
Free throw pct	.758	.687	* 02/03/16	BOSTON COLLEGE	w 61-47	14310
F-Throws made per game	13.1	11.4	* 2/6/16	at Pitt	w 64-50	12508
REBOUNDS	557	518	* 02/09/16	VIRGINIA TECH	w 67-49	14395
Rebounds per game	30.9	28.8	* 2/13/16	at Duke	L 62-63	9314
Rebounding margin	+2.2	-	* 02/15/16	NC STATE	w 73-53	14016
ASSISTS	256	189	* 02-22-16	at Miami	L 61-64	7016
Assists per game	14.2	10.5	* 02/27/16	NORTH CAROLINA	w 79-74	14593
TURNOVERS	179	196	* 3/1/16	at Clemson	w 64-57	9626
Turnovers per game	9.9	10.9	* 03/05/16	LOUISVILLE	w 68-46	14088
Turnover margin	+0.9	-				
Assist/turnover ratio	1.4	1.0	* = Conference game			
STEALS	93	105	1 = Charleston Classic			
Steals per game	5.2	5.8	2 = B1G/ACC Challenge			
BLOCKS	57	38	3 = Jimmy V Men's Basketball Classic			
Blocks per game	3.2	2.1				
ATTENDANCE	126989	92787				
Home games-Avg/Game	9-14110	9-10310				
Neutral site-Avg/Game	-	0-0				

Score by Periods	1st	2nd	Totals
Virginia	537	676	1213
Opponents	468	611	1079



2015-16 Virginia Basketball  
Virginia Combined Team Statistics (as of Mar 27, 2016)  
NCAA TOURNAMENT

RECORD:	OVERALL	HOME	AWAY	NEUTRAL
ALL GAMES	3-1	0-0	0-0	3-1
CONFERENCE	0-0	0-0	0-0	0-0
NON-CONFERENCE	3-1	0-0	0-0	3-1

##	Player	gp-gs	min	avg	Total		3-Point		F-Throw		Rebounds				pf	dq	a	to	blk	stl	pts	avg
					fg-fga	fg%	3fg-fga	3fg%	ft-fta	ft%	off	def	tot	avg								
13	Anthony Gill	4-4	113	28.3	27-36	.750	0-0	.000	17-21	.810	4	22	26	6.5	9	0	7	5	3	5	71	17.8
15	Malcolm Brogdon	4-4	141	35.2	18-50	.360	3-16	.188	18-18	1.000	3	13	16	4.0	8	0	21	4	3	6	57	14.3
10	Mike Tobey	4-0	62	15.5	22-31	.710	0-1	.000	2-3	.667	8	11	19	4.8	10	0	1	1	5	0	46	11.5
32	London Perrantes	4-4	140	35.0	14-33	.424	13-25	.520	3-4	.750	0	13	13	3.3	9	0	17	6	0	3	44	11.0
04	Marial Shayok	4-0	65	16.3	10-20	.500	3-6	.500	5-9	.556	0	11	11	2.8	3	0	4	5	0	0	28	7.0
21	Isaiah Wilkins	4-4	78	19.5	10-18	.556	0-0	.000	0-5	.000	6	10	16	4.0	6	0	9	3	6	0	20	5.0
51	Darius Thompson	4-0	39	9.8	7-7	1.000	4-4	1.000	0-0	.000	0	1	1	0.3	2	0	3	3	2	1	18	4.5
00	Devon Hall	4-4	116	29.0	4-16	.250	1-8	.125	2-3	.667	0	14	14	3.5	7	0	14	6	2	1	11	2.8
33	Jack Salt	2-0	3	1.5	1-1	1.000	0-0	.000	1-2	.500	0	0	0	0.0	0	0	0	0	0	0	3	1.5
11	Evan Nolte	4-0	36	9.0	2-7	.286	2-6	.333	0-0	.000	0	4	4	1.0	2	0	1	1	1	2	6	1.5
34	Jeff Jones	2-0	2	1.0	0-1	.000	0-1	.000	0-0	.000	0	0	0	0.0	0	0	0	1	0	0	0	0.0
31	Jarred Reuter	2-0	3	1.5	0-0	.000	0-0	.000	0-0	.000	0	0	0	0.0	0	0	1	0	0	0	0	0.0
24	Caid Kirven	2-0	2	1.0	0-0	.000	0-0	.000	0-0	.000	0	1	1	0.5	0	0	0	0	0	0	0	0.0
Team											6	9	15									
Total.....		4	800		115-220	.523	26-67	.388	48-65	.738	27	109	136	34.0	56	0	78	35	22	18	304	76.0
Opponents.....		4	800		90-219	.411	23-70	.329	50-67	.746	27	86	113	28.3	62	2	39	31	10	25	253	63.2

TEAM STATISTICS	VA	OPP	Date	Opponent	Score	Att.
SCORING	304	253	5	03/17/16	vs Hampton	w 81-45 0
Points per game	76.0	63.2	5	03/19/16	vs Butler	w 77-69 19433
Scoring margin	+12.8	-	5	03/25/16	vs Iowa State	w 84-71 21490
FIELD GOALS-ATT	115-220	90-219	5	03/27/16	vs Syracuse	L 62-68 20155
Field goal pct	.523	.411	* = Conference game			
3 POINT FG-ATT	26-67	23-70	1 = Charleston Classic			
3-point FG pct	.388	.329	2 = B1G/ACC Challenge			
3-pt FG made per game	6.5	5.8	3 = Jimmy V Men's Basketball Classic			
FREE THROWS-ATT	48-65	50-67	4 = ACC Tournament			
Free throw pct	.738	.746	5 = NCAA Tournament			
F-Throws made per game	12.0	12.5				
REBOUNDS	136	113				
Rebounds per game	34.0	28.3				
Rebounding margin	+5.8	-				
ASSISTS	78	39				
Assists per game	19.5	9.8				
TURNOVERS	35	31				
Turnovers per game	8.8	7.8				
Turnover margin	-1.0	-				
Assist/turnover ratio	2.2	1.3				
STEALS	18	25				
Steals per game	4.5	6.3				
BLOCKS	22	10				
Blocks per game	5.5	2.5				
ATTENDANCE	0	61078				
Home games-Avg/Game	0-0	0-0				
Neutral site-Avg/Game	-	4-15270				

Score by Periods	1st	2nd	Totals
Virginia	143	161	304
Opponents	98	155	253

2015-16 Virginia Basketball  
Virginia Combined Team Statistics (as of Mar 27, 2016)  
2016 POSTSEASON

RECORD:	OVERALL	HOME	AWAY	NEUTRAL
ALL GAMES	5-2	0-0	0-0	5-2
CONFERENCE	0-0	0-0	0-0	0-0
NON-CONFERENCE	5-2	0-0	0-0	5-2

##	Player	gp-gs	min	avg	Total		3-Point		F-Throw		Rebounds				pf	dq	a	to	blk	stl	pts	avg
					fg-fga	fg%	3fg-fga	3fg%	ft-fa	ft%	off	def	tot	avg								
15	Malcolm Brogdon	7-7	247	35.3	40-102	.392	10-34	.294	32-33	.970	5	19	24	3.4	13	0	31	6	4	9	122	17.4
13	Anthony Gill	7-7	190	27.1	39-56	.696	1-1	1.000	23-27	.852	8	35	43	6.1	14	0	9	8	5	7	102	14.6
32	London Perrantes	7-7	240	34.3	25-64	.391	18-42	.429	3-6	.500	1	18	19	2.7	11	0	30	9	0	5	71	10.1
10	Mike Tobey	7-0	111	15.9	30-45	.667	0-3	.000	3-5	.600	17	17	34	4.9	14	0	1	4	6	0	63	9.0
04	Marial Shayok	7-0	116	16.6	16-31	.516	3-7	.429	7-13	.538	1	19	20	2.9	14	1	6	10	0	0	42	6.0
21	Isaiah Wilkins	7-7	150	21.4	16-28	.571	0-1	.000	1-7	.143	14	17	31	4.4	12	0	13	5	9	4	33	4.7
51	Darius Thompson	7-0	76	10.9	9-12	.750	5-5	1.000	3-6	.500	1	2	3	0.4	4	0	4	4	2	4	26	3.7
00	Devon Hall	7-7	183	26.1	9-30	.300	3-11	.273	3-6	.500	2	20	22	3.1	11	0	19	10	3	2	24	3.4
11	Evan Nolte	7-0	72	10.3	7-13	.538	5-10	.500	1-3	.333	1	5	6	0.9	5	0	1	2	1	3	20	2.9
33	Jack Salt	3-0	4	1.3	1-2	.500	0-0	.000	1-2	.500	0	0	0	0.0	0	0	0	0	0	0	3	1.0
34	Jeff Jones	3-0	3	1.0	0-1	.000	0-1	.000	0-0	.000	0	0	0	0.0	0	0	0	1	0	0	0	0.0
02	Justice Bartley	1-0	1	1.0	0-0	.000	0-0	.000	0-0	.000	0	1	1	1.0	0	0	0	1	0	0	0	0.0
31	Jarred Reuter	3-0	4	1.3	0-0	.000	0-0	.000	0-0	.000	0	0	0	0.0	0	0	1	0	0	0	0	0.0
24	Caid Kirven	3-0	3	1.0	0-1	.000	0-1	.000	0-0	.000	0	1	1	0.3	0	0	0	0	0	0	0	0.0
Team											8	11	19				2					
Total.....		7	1400		192-385	.499	45-116	.388	77-108	.713	58	165	223	31.9	98	1	115	62	30	34	506	72.3
Opponents.....		7	1400		157-357	.440	36-103	.350	84-111	.757	46	149	195	27.9	108	3	65	71	15	41	434	62.0

TEAM STATISTICS	VA	OPP	Date	Opponent	Score	Att.	
SCORING	506	434	4	03/10/16	vs Georgia Tech	w 72-52	20719
Points per game	72.3	62.0	4	03/11/16	vs Miami	w 73-68	20719
Scoring margin	+10.3	-	4	03/12/16	vs North Carolina	L 57-61	20719
FIELD GOALS-ATT	192-385	157-357	5	03/17/16	vs Hampton	w 81-45	0
Field goal pct	.499	.440	5	03/19/16	vs Butler	w 77-69	19433
3 POINT FG-ATT	45-116	36-103	5	03/25/16	vs Iowa State	w 84-71	21490
3-point FG pct	.388	.350	5	03/27/16	vs Syracuse	L 62-68	20155
3-pt FG made per game	6.4	5.1					
FREE THROWS-ATT	77-108	84-111					
Free throw pct	.713	.757					
F-Throws made per game	11.0	12.0					
REBOUNDS	223	195					
Rebounds per game	31.9	27.9					
Rebounding margin	+4.0	-					
ASSISTS	115	65					
Assists per game	16.4	9.3					
TURNOVERS	62	71					
Turnovers per game	8.9	10.1					
Turnover margin	+1.3	-					
Assist/turnover ratio	1.9	0.9					
STEALS	34	41					
Steals per game	4.9	5.9					
BLOCKS	30	15					
Blocks per game	4.3	2.1					
ATTENDANCE	0	123235					
Home games-Avg/Game	0-0	0-0					
Neutral site-Avg/Game	-	7-17605					

\* = Conference game  
1 = Charleston Classic  
2 = B1G/ACC Challenge  
3 = Jimmy V Men's Basketball Classic  
4 = ACC Tournament  
5 = NCAA Tournament

Score by Periods	1st	2nd	Totals
Virginia	237	269	506
Opponents	185	249	434

2015-16 Virginia Basketball  
Virginia Team Game-by-Game Comparison (as of Mar 25, 2016)  
All games

Opponent	1st	2nd	Score	Mar	Total FG	FG Pct	3-Pointers	3FG Pct	Free Throws	FT Pct	Rebounds	Assist	T/Over	Block	Steal	Fouls
MORGAN STATE	40/23	46/25	86-48	+38	32-65/17-50	.492/.340	5-18/7-27	.278/.259	17-26/7-11	.654/.636	50/21 +29	16/10	8/12	3/1	4/7	17/20
George Washington	32/35	36/38	68-73	(5)	25-62/23-51	.403/.451	5-20/4-15	.250/.267	13-16/23-28	.813/.821	33/37 (4)	11/9	8/11	2/2	6/3	24/18
Bradley	37/25	45/32	82-57	+25	30-53/18-46	.566/.391	6-15/6-15	.400/.400	16-17/15-24	.941/.625	35/21 +14	19/7	9/13	2/1	6/2	20/15
Long Beach State	41/23	46/29	87-52	+35	34-61/15-48	.557/.313	13-25/7-21	.520/.333	6-8/15-20	.750/.750	38/26 +12	23/9	7/10	3/2	4/4	18/15
George Mason	47/39	36/27	83-66	+17	32-56/23-52	.571/.442	6-9/6-17	.667/.353	13-17/14-22	.765/.636	31/29 +2	17/11	6/10	4/7	4/3	19/18
LEHIGH	35/28	45/26	80-54	+26	34-65/20-50	.523/.400	6-19/8-23	.316/.348	6-10/6-8	.600/.750	37/29 +8	18/10	7/17	6/2	9/3	9/19
Ohio State	26/24	38/34	64-58	+6	23-52/21-42	.442/.500	8-16/8-21	.500/.381	10-13/8-12	.769/.667	31/25 +6	11/10	8/13	1/7	2/3	13/13
WILLIAM & MARY	32/22	35/30	67-52	+15	26-58/19-46	.448/.413	2-11/6-19	.182/.316	13-17/8-13	.765/.615	32/32 -	10/8	6/19	5/2	15/4	12/16
West Virginia	30/36	40/18	70-54	+16	27-43/20-50	.628/.400	3-8/2-14	.375/.143	13-20/12-21	.650/.571	29/24 +5	13/10	19/18	1/1	6/10	22/24
VILLANOVA	33/29	53/46	86-75	+11	26-46/26-53	.565/.491	8-12/10-26	.667/.385	26-30/13-17	.867/.765	31/19 +12	12/17	12/10	2/1	4/6	19/24
CALIFORNIA	20/27	32/25	63-62	+1	21-54/23-52	.389/.442	7-12/6-17	.583/.353	14-17/10-13	.824/.769	30/36 (6)	14/10	7/13	1/2	5/3	14/18
OAKLAND	28/29	43/29	71-58	+13	25-55/19-51	.455/.373	6-16/8-21	.375/.381	15-21/12-17	.714/.706	31/36 (5)	16/5	7/16	2/2	7/5	14/15
NOTRE DAME	36/24	41/42	77-66	+11	28-49/27-56	.571/.482	4-11/7-22	.364/.318	17-24/5-7	.708/.714	30/25 +5	17/8	7/8	4/1	4/6	12/17
Virginia Tech	21/26	47/44	68-70	(2)	24-49/24-51	.490/.471	9-20/9-17	.450/.529	11-14/13-22	.786/.591	34/22 +12	15/17	16/8	6/2	5/9	22/18
Georgia Tech	24/35	40/33	64-68	(4)	23-57/24-55	.404/.436	4-18/8-15	.222/.533	14-22/12-18	.636/.667	29/41 (12)	11/12	7/9	2/4	4/3	19/17
MIAMI	27/23	39/35	66-58	+8	24-47/21-50	.511/.420	2-7/6-22	.286/.273	16-21/10-17	.762/.588	35/27 +8	12/8	11/9	3/1	1/5	19/17
Florida State	28/25	34/44	62-69	(7)	22-56/21-43	.393/.488	5-12/6-13	.417/.462	13-15/21-26	.867/.808	25/31 (6)	14/8	9/15	1/3	4/5	21/17
CLEMSON	31/28	38/34	69-62	+7	25-46/24-53	.543/.453	4-7/8-24	.571/.333	15-22/6-6	.682/1000	32/21 +11	14/9	9/7	2/1	3/5	11/18
SYRACUSE	37/29	36/36	73-65	+8	25-44/21-54	.568/.389	8-18/13-30	.444/.433	15-21/10-15	.714/.667	31/28 +3	18/8	13/11	1/0	7/7	12/18
Wake Forest	24/26	48/45	72-71	+1	27-56/23-43	.482/.535	5-17/6-17	.294/.353	13-17/19-29	.765/.655	27/30 (3)	13/12	9/11	3/3	7/6	23/15
Louisville	29/14	34/33	63-47	+16	26-45/16-49	.578/.327	5-13/4-11	.385/.364	6-10/11-14	.600/.786	25/27 (2)	14/10	15/18	5/2	9/8	16/16
BOSTON COLLEGE	29/20	32/27	61-47	+14	17-42/13-49	.405/.265	9-18/8-26	.500/.308	18-22/13-18	.818/.722	37/29 +8	10/8	13/11	2/1	8/6	18/17
Pitt	29/27	35/23	64-50	+14	24-50/18-46	.480/.391	9-16/2-13	.563/.154	7-12/12-14	.583/.857	29/29 -	17/12	7/11	5/4	6/2	17/14
VIRGINIA TECH	32/20	35/29	67-49	+18	24-49/16-45	.490/.356	2-10/4-14	.200/.286	17-20/13-17	.850/.765	30/26 +4	18/7	10/15	8/0	4/6	15/18
Duke	34/31	28/32	62-63	(1)	26-54/23-51	.481/.451	2-11/8-22	.182/.364	8-9/9-16	.889/.563	26/34 (8)	13/12	7/10	1/1	3/5	19/13
NC STATE	31/31	42/22	73-53	+20	29-54/19-47	.537/.404	10-18/3-16	.556/.188	5-6/12-18	.833/.667	27/27 -	21/5	10/12	1/5	6/6	14/11
Miami	25/30	36/34	61-64	(3)	25-58/21-46	.431/.457	5-16/10-19	.313/.526	6-9/12-20	.667/.600	35/30 +5	10/13	7/9	5/1	5/5	16/7
NORTH CAROLINA	38/35	41/39	79-74	+5	27-61/29-59	.443/.492	7-16/9-19	.438/.474	18-21/7-13	.857/.538	33/36 (3)	14/17	8/13	5/3	6/7	14/21
Clemson	33/27	31/30	64-57	+7	21-52/20-46	.404/.435	9-19/6-17	.474/.353	13-15/11-16	.867/.688	34/27 +7	12/12	8/12	1/5	7/6	15/13
LOUISVILLE	29/17	39/29	68-46	+22	20-39/16-58	.513/.276	5-12/4-22	.417/.182	23-30/10-14	.767/.714	38/28 +10	13/11	13/7	2/1	4/8	14/27
Georgia Tech	30/28	42/24	72-52	+20	28-52/20-49	.538/.408	7-14/6-13	.500/.462	9-15/6-7	.600/.857	25/29 (4)	17/8	7/14	3/2	6/3	13/14
Miami	36/31	37/37	73-68	+5	26-50/23-42	.520/.548	4-11/4-8	.364/.500	17-25/18-24	.680/.750	26/25 +1	10/7	10/16	2/1	6/5	19/22
North Carolina	28/28	29/33	57-61	(4)	23-63/24-47	.365/.511	8-24/3-12	.333/.250	3-3/10-13	1000/.769	36/28 +8	10/11	10/10	3/2	4/8	10/10
Hampton	40/21	41/24	81-45	+36	32-58/17-56	.552/.304	12-25/3-19	.480/.158	5-8/8-10	.625/.800	37/31 +6	20/4	5/7	7/0	4/1	14/11
Butler	23/25	54/44	77-69	+8	29-52/25-54	.558/.463	2-10/7-15	.200/.467	17-21/12-17	.810/.706	32/22 +10	11/9	9/4	2/1	3/7	13/17
Iowa State	45/31	39/40	84-71	+13	32-57/27-52	.561/.519	4-11/7-18	.364/.389	16-24/10-15	.667/.667	33/24 +9	26/16	8/12	5/2	8/6	13/19
Syracuse	35/21	27/47	62-68	(6)	22-53/21-57	.415/.368	8-21/6-18	.381/.333	10-12/20-25	.833/.800	34/36 (2)	21/10	13/8	8/7	3/11	16/15

Note: Game totals are displayed in the format TEAM/OPPONENT for each category

2015-16 Virginia Basketball  
Virginia Points-Rebounds-Assists (as of Mar 25, 2016)  
All games

Opponent	Date	Score		0	02	4	10	11	13	15
				HALL,DEVON	BARTLEY,JU	SHAYOK,MAR	TOBEY,MIKE	NOLTE,EVAN	GILL,ANTHO	BROGDON,MA
MORGAN STATE	11/13/15	86-48	w	13-1-4	0-2-0	0-4-2	15-8-0	3-1-0	12-7-1	5-4-1
at George Washington	11/16/15	68-73	L	2-0-2	DNP	2-1-0	10-7-1	5-0-0	11-5-0	28-8-4
vs Bradley	11/19/15	82-57	w	2-2-3	DNP	10-6-2	5-3-2	2-0-0	16-7-0	13-4-1
vs Long Beach State	11/20/15	87-52	w	12-4-1	DNP	17-2-5	7-2-1	2-2-1	11-5-1	10-4-7
vs George Mason	11/22/15	83-66	w	3-2-1	DNP	4-0-1	14-8-0	0-1-0	15-5-0	21-3-3
LEHIGH	11/25/15	80-54	w	2-5-2	0-0-0	11-2-1	8-5-0	0-0-0	10-2-0	23-4-3
at Ohio State	12/01/15	64-58	w	4-3-0	DNP	2-1-2	6-1-0	0-1-1	10-8-0	22-6-2
WILLIAM & MARY	12/05/15	67-52	w	6-6-1	0-0-0	0-2-3	2-6-2	7-2-0	16-7-1	16-3-1
vs West Virginia	12/08/15	70-54	w	4-0-2	DNP	0-1-0	0-0-0	1-1-1	20-12-1	14-3-2
VILLANOVA	12/19/15	86-75	w	3-2-2	DNP	2-1-0	2-1-0	0-1-0	22-7-0	20-7-6
CALIFORNIA	12/22/15	63-62	w	3-1-1	DNP	0-1-0	2-0-0	DNP	17-6-1	10-4-3
OAKLAND	12/30/15	71-58	w	0-1-1	DNP	5-0-2	16-7-1	0-0-0	17-5-0	12-3-5
NOTRE DAME	01/02/16	77-66	w	5-3-4	DNP	0-0-0	15-6-1	DNP	21-6-1	24-3-1
at Virginia Tech	01/04/16	68-70	L	2-2-0	DNP	0-0-2	4-2-0	0-0-0	17-8-3	15-7-4
at Georgia Tech	01/09/16	64-68	L	0-1-1	DNP	6-0-0	7-7-1	1-0-1	11-2-1	19-5-0
MIAMI	01/12/16	66-58	w	2-1-1	DNP	0-1-0	12-7-0	0-0-0	15-8-3	20-2-2
at Florida State	01/17/16	62-69	L	6-2-2	DNP	DNP	4-3-0	0-2-1	13-4-0	10-5-5
CLEMSON	01/19/16	69-62	w	11-4-2	DNP	DNP	6-6-0	0-1-0	12-5-0	20-3-4
SYRACUSE	01/24/16	73-65	w	7-3-2	DNP	0-0-0	6-3-1	0-0-1	16-8-0	21-5-3
at Wake Forest	01/26/16	72-71	w	0-4-2	DNP	10-1-2	2-2-0	4-1-0	17-3-1	28-7-1
at Louisville	01/30/16	63-47	w	5-1-2	0-0-0	6-3-0	9-4-0	0-1-0	13-6-1	13-4-3
BOSTON COLLEGE	02/03/16	61-47	w	5-5-3	0-0-0	3-2-1	4-3-0	3-1-0	10-11-0	27-6-0
at Pitt	02/06/16	64-50	w	6-3-2	0-0-0	8-4-0	4-3-0	3-2-1	4-3-0	21-2-4
VIRGINIA TECH	02/09/16	67-49	w	2-5-5	DNP	0-2-0	10-1-0	4-2-1	16-2-1	12-3-3
at Duke	02/13/16	62-63	L	2-4-1	DNP	3-0-4	8-3-1	3-1-0	12-4-1	18-5-3
NC STATE	02/15/16	73-53	w	6-0-3	DNP	4-1-2	7-3-1	0-0-1	6-5-0	22-1-5
at Miami	02/22/16	61-64	L	0-1-1	DNP	3-5-0	4-3-0	DNP	6-10-0	28-3-0
NORTH CAROLINA	02/27/16	79-74	w	11-3-1	DNP	3-1-3	4-2-0	0-0-0	15-9-0	26-6-3
at Clemson	03/01/16	64-57	w	9-7-1	DNP	9-5-1	0-1-2	0-0-0	11-10-1	18-4-3
LOUISVILLE	03/05/16	68-46	w	4-0-2	0-0-1	0-0-0	15-20-0	6-0-2	15-4-1	17-2-2
vs Georgia Tech	03/10/16	72-52	w	6-5-1	0-1-0	0-1-1	9-1-0	6-0-0	12-8-1	26-3-2
vs Miami	03/11/16	73-68	w	0-1-2	DNP	10-3-0	6-5-0	2-0-0	6-3-1	24-3-4
vs North Carolina	03/12/16	57-61	L	7-2-2	DNP	4-5-1	2-9-0	6-2-0	13-6-0	15-2-4
vs Hampton	03/17/16	81-45	w	0-3-2	DNP	10-1-2	8-6-0	6-3-0	19-7-4	11-2-4
vs Butler	03/19/16	77-69	w	4-5-0	DNP	12-3-1	10-2-0	0-0-0	19-8-1	22-5-5
vs Iowa State	03/25/16	84-71	w	5-2-7	DNP	5-5-0	18-7-0	0-0-0	23-8-1	12-2-5
vs Syracuse	03/27/16	62-68	L	2-4-5	DNP	1-2-1	10-4-1	0-1-1	10-3-1	12-7-7

2015-16 Virginia Basketball  
Virginia Points-Rebounds-Assists (as of Mar 25, 2016)  
All games

Opponent	Date	Score		21	24	31	32	33	34	51
				WILKINS,IS	KIRVEN,CAI	REUTER,JAR	PERRANTES,	SALT,JACK	JONES,JEFF	THOMPSON,D
MORGAN STATE	11/13/15	86-48	w	7-4-1	0-0-0	8-6-1	6-3-1	5-3-0	0-0-1	12-6-4
at George Washington	11/16/15	68-73	L	0-3-1	DNP	DNP	5-2-2	0-1-0	DNP	5-2-1
vs Bradley	11/19/15	82-57	w	6-2-0	0-0-0	4-2-2	12-1-8	6-4-0	0-0-0	6-2-1
vs Long Beach State	11/20/15	87-52	w	2-3-3	0-0-0	2-6-1	15-4-2	6-1-0	0-0-0	3-2-1
vs George Mason	11/22/15	83-66	w	2-3-1	DNP	0-0-0	16-4-11	4-1-0	DNP	4-2-0
LEHIGH	11/25/15	80-54	w	6-5-1	2-1-0	0-1-0	6-3-8	0-1-0	0-0-0	12-2-3
at Ohio State	12/01/15	64-58	w	6-5-0	DNP	DNP	DNP	2-1-0	DNP	12-2-6
WILLIAM & MARY	12/05/15	67-52	w	8-3-0	0-0-0	0-0-0	DNP	DNP	0-0-0	12-3-2
vs West Virginia	12/08/15	70-54	w	6-3-1	DNP	0-0-0	13-3-4	2-1-0	DNP	10-2-2
VILLANOVA	12/19/15	86-75	w	5-4-2	DNP	2-1-0	19-4-1	DNP	DNP	11-0-1
CALIFORNIA	12/22/15	63-62	w	5-7-1	DNP	11-2-0	10-3-6	DNP	DNP	5-0-2
OAKLAND	12/30/15	71-58	w	4-8-3	0-0-0	2-0-0	9-0-3	0-0-0	DNP	6-3-1
NOTRE DAME	01/02/16	77-66	w	2-2-4	DNP	DNP	3-5-5	DNP	DNP	7-2-1
at Virginia Tech	01/04/16	68-70	L	6-8-3	DNP	2-2-0	22-3-2	DNP	DNP	0-1-1
at Georgia Tech	01/09/16	64-68	L	2-3-1	DNP	2-0-0	13-4-4	0-2-0	DNP	3-2-2
MIAMI	01/12/16	66-58	w	0-1-1	DNP	DNP	13-4-2	0-3-0	DNP	4-2-3
at Florida State	01/17/16	62-69	L	4-1-1	DNP	DNP	19-4-4	4-1-0	DNP	2-1-1
CLEMSON	01/19/16	69-62	w	10-2-2	DNP	0-1-0	6-6-4	2-2-0	DNP	2-2-2
SYRACUSE	01/24/16	73-65	w	5-5-3	DNP	DNP	16-1-7	2-2-0	DNP	0-0-1
at Wake Forest	01/26/16	72-71	w	0-2-1	DNP	0-0-0	8-4-5	0-0-0	DNP	3-0-1
at Louisville	01/30/16	63-47	w	4-2-1	0-0-0	0-0-0	9-3-5	0-0-0	0-0-0	4-0-2
BOSTON COLLEGE	02/03/16	61-47	w	2-1-1	0-1-0	0-2-0	5-2-4	0-0-0	0-0-0	2-1-1
at Pitt	02/06/16	64-50	w	4-7-5	0-0-0	0-1-0	14-2-3	DNP	0-0-0	0-1-2
VIRGINIA TECH	02/09/16	67-49	w	14-4-1	DNP	0-0-0	6-5-4	DNP	DNP	3-2-3
at Duke	02/13/16	62-63	L	8-5-0	DNP	DNP	8-3-2	DNP	DNP	0-1-1
NC STATE	02/15/16	73-53	w	6-13-3	0-0-0	3-0-0	19-1-5	0-1-0	DNP	0-0-1
at Miami	02/22/16	61-64	L	3-6-0	DNP	4-1-0	9-3-7	DNP	DNP	4-0-2
NORTH CAROLINA	02/27/16	79-74	w	8-5-1	DNP	0-0-0	12-1-6	DNP	DNP	0-0-0
at Clemson	03/01/16	64-57	w	4-2-0	DNP	0-0-0	13-4-4	DNP	DNP	0-0-0
LOUISVILLE	03/05/16	68-46	w	0-2-0	3-0-0	0-0-0	8-4-4	0-0-0	0-0-0	0-0-1
vs Georgia Tech	03/10/16	72-52	w	3-4-3	0-0-0	0-0-0	8-2-8	0-0-0	0-0-0	2-0-1
vs Miami	03/11/16	73-68	w	8-7-0	DNP	DNP	11-2-3	DNP	DNP	6-2-0
vs North Carolina	03/12/16	57-61	L	2-4-1	DNP	DNP	8-2-2	DNP	DNP	0-0-0
vs Hampton	03/17/16	81-45	w	6-4-2	0-1-0	0-0-1	12-4-4	3-0-0	0-0-0	6-0-1
vs Butler	03/19/16	77-69	w	2-3-1	DNP	DNP	8-4-3	DNP	DNP	0-0-0
vs Iowa State	03/25/16	84-71	w	12-4-3	0-0-0	0-0-0	6-2-9	0-0-0	0-0-0	3-0-1
vs Syracuse	03/27/16	62-68	L	0-5-3	DNP	DNP	18-3-1	DNP	DNP	9-1-1

2015-16 Virginia Basketball  
Virginia Game-by-Game Highs (as of Mar 25, 2016)  
All games

Opponent	Date	Score	Points	Rebounds	Assists	Steals	Blocked shots
MORGAN STATE	11/13/15	86-48	15-Mike Tobey	8-Mike Tobey	4-Darius Thompson Devon Hall	3-Darius Thompson	1-Mike Tobey London Perrantes Anthony Gill
at George Washington	11/16/15	68-73	28-Malcolm Brogdon	8-Malcolm Brogdon	4-Malcolm Brogdon	2-Malcolm Brogdon London Perrantes	1-Isaiah Wilkins Jack Salt
vs Bradley	11/19/15	82-57	16-Anthony Gill	7-Anthony Gill	8-London Perrantes	2-Anthony Gill Devon Hall London Perrantes	1-Malcolm Brogdon London Perrantes
vs Long Beach State	11/20/15	87-52	17-Marial Shayok	6-Jarred Reuter	7-Malcolm Brogdon	1-Darius Thompson Malcolm Brogdon Devon Hall Anthony Gill	3-Isaiah Wilkins
vs George Mason	11/22/15	83-66	21-Malcolm Brogdon	8-Mike Tobey	11-London Perrantes	1-Jack Salt Darius Thompson Malcolm Brogdon London Perrantes	2-Jack Salt
LEHIGH	11/25/15	80-54	23-Malcolm Brogdon	5-Mike Tobey Devon Hall Isaiah Wilkins	8-London Perrantes	2-Devon Hall Malcolm Brogdon London Perrantes	1-London Perrantes Darius Thompson Devon Hall Mike Tobey Isaiah Wilkins Marial Shayok
at Ohio State	12/01/15	64-58	22-Malcolm Brogdon	8-Anthony Gill	6-Darius Thompson	1-Isaiah Wilkins Marial Shayok	1-Isaiah Wilkins
WILLIAM & MARY	12/05/15	67-52	16-Anthony Gill Malcolm Brogdon	7-Anthony Gill	3-Marial Shayok	4-Darius Thompson Isaiah Wilkins	2-Devon Hall
vs West Virginia	12/08/15	70-54	20-Anthony Gill	12-Anthony Gill	4-London Perrantes	4-Isaiah Wilkins	1-Mike Tobey
VILLANOVA	12/19/15	86-75	22-Anthony Gill	7-Anthony Gill Malcolm Brogdon	6-Malcolm Brogdon	2-Anthony Gill	2-Isaiah Wilkins
CALIFORNIA	12/22/15	63-62	17-Anthony Gill	7-Isaiah Wilkins	6-London Perrantes	2-Malcolm Brogdon	1-Anthony Gill
OAKLAND	12/30/15	71-58	17-Anthony Gill	8-Isaiah Wilkins	5-Malcolm Brogdon	3-Darius Thompson	2-Isaiah Wilkins
NOTRE DAME	01/02/16	77-66	24-Malcolm Brogdon	6-Anthony Gill Mike Tobey	5-London Perrantes	2-Darius Thompson	2-Isaiah Wilkins Mike Tobey
at Virginia Tech	01/04/16	68-70	22-London Perrantes	8-Anthony Gill Isaiah Wilkins	4-Malcolm Brogdon	2-Darius Thompson	4-Isaiah Wilkins
at Georgia Tech	01/09/16	64-68	19-Malcolm Brogdon	7-Mike Tobey	4-London Perrantes	1-Evan Nolte Marial Shayok Malcolm Brogdon Mike Tobey	1-Jack Salt Evan Nolte
MIAMI	01/12/16	66-58	20-Malcolm Brogdon	8-Anthony Gill	3-Anthony Gill Darius Thompson	1-Anthony Gill	1-Mike Tobey Jack Salt Anthony Gill
at Florida State	01/17/16	62-69	19-London Perrantes	5-Malcolm Brogdon	5-Malcolm Brogdon	1-Isaiah Wilkins Malcolm Brogdon London Perrantes Evan Nolte	1-Mike Tobey
CLEMSON	01/19/16	69-62	20-Malcolm Brogdon	6-London Perrantes Mike Tobey	4-London Perrantes Malcolm Brogdon	2-Mike Tobey	2-Mike Tobey
SYRACUSE	01/24/16	73-65	21-Malcolm Brogdon	8-Anthony Gill	7-London Perrantes	4-London Perrantes	1-Mike Tobey
at Wake Forest	01/26/16	72-71	28-Malcolm Brogdon	7-Malcolm Brogdon	5-London Perrantes	3-Malcolm Brogdon	2-Anthony Gill
at Louisville	01/30/16	63-47	13-Anthony Gill Malcolm Brogdon	6-Anthony Gill	5-London Perrantes	2-Malcolm Brogdon Mike Tobey	1-Malcolm Brogdon Darius Thompson Mike Tobey

2015-16 Virginia Basketball  
Virginia Game-by-Game Highs (as of Mar 25, 2016)  
All games

Opponent	Date	Score	Points	Rebounds	Assists	Steals	Blocked shots
BOSTON COLLEGE	02/03/16	61-47	27-Malcolm Brogdon	11-Anthony Gill	4-London Perrantes	4-Isaiah Wilkins	Isaiah Wilkins Anthony Gill
at Pitt	02/06/16	64-50	21-Malcolm Brogdon	7-Isaiah Wilkins	5-Isaiah Wilkins	1-Malcolm Brogdon Jarred Reuter Darius Thompson London Perrantes Marial Shayok Isaiah Wilkins	1-Darius Thompson Mike Tobey 2-Marial Shayok
VIRGINIA TECH	02/09/16	67-49	16-Anthony Gill	5-London Perrantes Devon Hall	5-Devon Hall	1-Isaiah Wilkins Evan Nolte Marial Shayok London Perrantes	3-Devon Hall
at Duke	02/13/16	62-63	18-Malcolm Brogdon	5-Isaiah Wilkins Malcolm Brogdon	4-Marial Shayok	1-Darius Thompson London Perrantes Devon Hall	1-Marial Shayok
NC STATE	02/15/16	73-53	22-Malcolm Brogdon	13-Isaiah Wilkins	5-London Perrantes Malcolm Brogdon	3-Devon Hall	1-Isaiah Wilkins
at Miami	02/22/16	61-64	28-Malcolm Brogdon	10-Anthony Gill	7-London Perrantes	2-Malcolm Brogdon	4-Anthony Gill
NORTH CAROLINA	02/27/16	79-74	26-Malcolm Brogdon	9-Anthony Gill	6-London Perrantes	2-Malcolm Brogdon Isaiah Wilkins	2-Anthony Gill
at Clemson	03/01/16	64-57	18-Malcolm Brogdon	10-Anthony Gill	4-London Perrantes	3-Anthony Gill	1-Malcolm Brogdon
LOUISVILLE	03/05/16	68-46	17-Malcolm Brogdon	20-Mike Tobey	4-London Perrantes	3-London Perrantes	1-Evan Nolte Devon Hall
vs Georgia Tech	03/10/16	72-52	26-Malcolm Brogdon	8-Anthony Gill	8-London Perrantes	2-Isaiah Wilkins	1-Isaiah Wilkins Anthony Gill Malcolm Brogdon
vs Miami	03/11/16	73-68	24-Malcolm Brogdon	7-Isaiah Wilkins	4-Malcolm Brogdon	2-London Perrantes Darius Thompson Isaiah Wilkins	1-Isaiah Wilkins Mike Tobey
vs North Carolina	03/12/16	57-61	15-Malcolm Brogdon	9-Mike Tobey	4-Malcolm Brogdon	2-Malcolm Brogdon	1-Isaiah Wilkins Anthony Gill Devon Hall
vs Hampton	03/17/16	81-45	19-Anthony Gill	7-Anthony Gill	4-Malcolm Brogdon London Perrantes Anthony Gill	2-Anthony Gill	3-Mike Tobey
vs Butler	03/19/16	77-69	22-Malcolm Brogdon	8-Anthony Gill	5-Malcolm Brogdon	2-Malcolm Brogdon	1-Isaiah Wilkins Malcolm Brogdon
vs Iowa State	03/25/16	84-71	23-Anthony Gill	8-Anthony Gill	9-London Perrantes	2-Malcolm Brogdon London Perrantes Anthony Gill	2-Isaiah Wilkins
vs Syracuse	03/27/16	62-68	18-London Perrantes	7-Malcolm Brogdon	7-Malcolm Brogdon	1-Malcolm Brogdon Devon Hall Anthony Gill	2-Anthony Gill Mike Tobey





## Individual Career History

### London Perrantes

Season	gp-gs	min/avg	Total		3-Point		F-Throws		Rebounds				Scoring							
			fg-fga	pct	fg-fga	pct	ft-fta	pct	off	def	tot	avg	pf	fo	ast	to	blk	stl	pts	avg
2013-14	37-33	1105/29.9	61-159	.384	38-87	.437	43-50	.860	8	73	81	2.2	62	0	140	40	4	33	203	5.5
2014-15	32-32	1065/33.3	67-189	.354	30-95	.316	42-54	.778	7	77	84	2.6	42	0	148	49	7	25	206	6.4
2015-16	35-35	1162/33.2	123-280	.439	78-160	.488	61-76	.803	14	91	105	3.0	45	0	153	64	3	37	385	11.0
<b>TOTAL</b>	<b>104-100</b>	<b>3332/32.0</b>	<b>251-628</b>	<b>.400</b>	<b>146-342</b>	<b>.427</b>	<b>146-180</b>	<b>.811</b>	<b>29</b>	<b>241</b>	<b>270</b>	<b>2.6</b>	<b>149</b>	<b>0</b>	<b>441</b>	<b>153</b>	<b>14</b>	<b>95</b>	<b>794</b>	<b>7.6</b>

### Jarred Reuter

Season	gp-gs	min/avg	Total		3-Point		F-Throws		Rebounds				Scoring							
			fg-fga	pct	fg-fga	pct	ft-fta	pct	off	def	tot	avg	pf	fo	ast	to	blk	stl	pts	avg
2015-16	26-0	121/4.7	16-35	.457	0-0	.000	8-10	.800	10	15	25	1.0	24	1	5	6	0	1	40	1.5
<b>TOTAL</b>	<b>26-0</b>	<b>121/4.7</b>	<b>16-35</b>	<b>.457</b>	<b>0-0</b>	<b>.000</b>	<b>8-10</b>	<b>.800</b>	<b>10</b>	<b>15</b>	<b>25</b>	<b>1.0</b>	<b>24</b>	<b>1</b>	<b>5</b>	<b>6</b>	<b>0</b>	<b>1</b>	<b>40</b>	<b>1.5</b>

### Jack Salt

Season	gp-gs	min/avg	Total		3-Point		F-Throws		Rebounds				Scoring							
			fg-fga	pct	fg-fga	pct	ft-fta	pct	off	def	tot	avg	pf	fo	ast	to	blk	stl	pts	avg
2015-16	22-9	138/6.3	17-33	.515	0-0	.000	2-6	.333	14	10	24	1.1	25	0	0	10	5	1	36	1.6
<b>TOTAL</b>	<b>22-9</b>	<b>138/6.3</b>	<b>17-33</b>	<b>.515</b>	<b>0-0</b>	<b>.000</b>	<b>2-6</b>	<b>.333</b>	<b>14</b>	<b>10</b>	<b>24</b>	<b>1.1</b>	<b>25</b>	<b>0</b>	<b>0</b>	<b>10</b>	<b>5</b>	<b>1</b>	<b>36</b>	<b>1.6</b>

### Marial Shayok

Season	gp-gs	min/avg	Total		3-Point		F-Throws		Rebounds				Scoring							
			fg-fga	pct	fg-fga	pct	ft-fta	pct	off	def	tot	avg	pf	fo	ast	to	blk	stl	pts	avg
2014-15	34-1	496/14.6	47-116	.405	19-50	.380	17-27	.630	8	53	61	1.8	44	0	35	21	10	19	130	3.8
2015-16	35-8	526/15.0	58-118	.492	17-39	.436	17-31	.548	8	58	66	1.9	52	1	39	28	5	11	150	4.3
<b>TOTAL</b>	<b>69-9</b>	<b>1022/14.8</b>	<b>105-234</b>	<b>.449</b>	<b>36-89</b>	<b>.404</b>	<b>34-58</b>	<b>.586</b>	<b>16</b>	<b>111</b>	<b>127</b>	<b>1.8</b>	<b>96</b>	<b>1</b>	<b>74</b>	<b>49</b>	<b>15</b>	<b>30</b>	<b>280</b>	<b>4.1</b>

### Darius Thompson

Season	gp-gs	min/avg	Total		3-Point		F-Throws		Rebounds				Scoring							
			fg-fga	pct	fg-fga	pct	ft-fta	pct	off	def	tot	avg	pf	fo	ast	to	blk	stl	pts	avg
2015-16	37-10	648/17.5	58-108	.537	16-41	.390	26-36	.722	8	36	44	1.2	53	1	53	32	7	27	158	4.3
<b>TOTAL</b>	<b>37-10</b>	<b>648/17.5</b>	<b>58-108</b>	<b>.537</b>	<b>16-41</b>	<b>.390</b>	<b>26-36</b>	<b>.722</b>	<b>8</b>	<b>36</b>	<b>44</b>	<b>1.2</b>	<b>53</b>	<b>1</b>	<b>53</b>	<b>32</b>	<b>7</b>	<b>27</b>	<b>158</b>	<b>4.3</b>

### Mike Tobey

Season	gp-gs	min/avg	Total		3-Point		F-Throws		Rebounds				Scoring							
			fg-fga	pct	fg-fga	pct	ft-fta	pct	off	def	tot	avg	pf	fo	ast	to	blk	stl	pts	avg
2012-13	30-2	416/13.9	87-164	.530	3-5	.600	27-34	.794	34	52	86	2.9	40	0	13	21	18	3	204	6.8
2013-14	37-28	668/18.1	99-206	.481	1-3	.333	38-56	.679	70	69	139	3.8	73	0	11	34	39	9	237	6.4
2014-15	34-11	582/17.1	93-181	.514	0-1	.000	47-63	.746	66	106	172	5.1	66	1	12	26	22	9	233	6.9
2015-16	37-7	581/15.7	119-198	.601	2-10	.200	31-50	.620	56	105	161	4.4	78	1	15	25	22	10	271	7.3
<b>TOTAL</b>	<b>138-48</b>	<b>2247/16.3</b>	<b>398-749</b>	<b>.531</b>	<b>6-19</b>	<b>.316</b>	<b>143-203</b>	<b>.704</b>	<b>226</b>	<b>332</b>	<b>558</b>	<b>4.0</b>	<b>257</b>	<b>2</b>	<b>51</b>	<b>106</b>	<b>101</b>	<b>31</b>	<b>945</b>	<b>6.8</b>

### Isaiah Wilkins

Season	gp-gs	min/avg	Total		3-Point		F-Throws		Rebounds				Scoring							
			fg-fga	pct	fg-fga	pct	ft-fta	pct	off	def	tot	avg	pf	fo	ast	to	blk	stl	pts	avg
2014-15	28-0	264/9.4	19-48	.396	2-3	.667	6-11	.545	19	50	69	2.5	26	0	11	15	18	5	46	1.6
2015-16	37-21	792/21.4	72-139	.518	0-3	.000	28-48	.583	55	97	152	4.1	73	0	55	27	31	28	172	4.6
<b>TOTAL</b>	<b>65-21</b>	<b>1056/16.2</b>	<b>91-187</b>	<b>.487</b>	<b>2-6</b>	<b>.333</b>	<b>34-59</b>	<b>.576</b>	<b>74</b>	<b>147</b>	<b>221</b>	<b>3.4</b>	<b>99</b>	<b>0</b>	<b>66</b>	<b>42</b>	<b>49</b>	<b>33</b>	<b>218</b>	<b>3.4</b>