

Virginia Women's Golf Fact Book



2013-14 Virginia Women's Golf Team (from left): Assistant coach Brian Bailie, Kaira Martin, Evelyn Dole, Portland Rosen, Elizabeth Brightwell, Alex Hershberger, Lauren Coughlin, Briana Mao, Lauren Diaz-Yi and head coach Kim Lewellen.

2013-14 CAVALIERS

Name	Class	Hometown (High School)
Elizabeth Brightwell	Senior	Nellysford, Va. (St. Anne's-Belfield)
Lauren Coughlin	Sophomore	Chesapeake, Va. (Hickory)
Ariana Dial	Freshman	Clarksville, Md. (River Hill)
Lauren Diaz-Yi	Freshman	Thousand Oaks, Calif. (Westlake)
Evelyn Dole	Freshman	Raleigh, N.C. (Ravenscroft School)
Alex Hershberger	Sophomore	Basking Ridge, N.J.
Briana Mao	Junior	Folsom, Calif. (St. Francis)
Kaira Martin	Sophomore	Paradise Valley, Ariz. (Xavier Prep)
Portland Rosen	Senior	Sugar Land, Texas (Clements)

Head Coach: Kim Lewellen (North Carolina, 1993; seventh season)

Assistant Coach: Brian Bailie (Virginia Tech, 1995; ninth season)

Volunteer Assistant Coach: Dr. Bob Rotella (seventh season)

Cavalier Quick Facts

Location: Charlottesville, Va. 22904

Founded: 1819, by Thomas Jefferson

Enrollment: 21,106

President: Dr. Teresa A. Sullivan

Athletic Director: Craig Littlepage

Nicknames: Cavaliers, Wahoos, Hoos

Mascot: Cavalier

Colors: Blue & Orange

Conference: Atlantic Coast

Home Course: Birdwood Golf Course (Par 72; 6,820 yards)

2013-14 Virginia Schedule

Sept. 9-11	The Mo-Morial Invitational	Bryan, Texas
Sept. 20-22	Mason Rudolph Championship	Franklin, Tenn.
Oct. 11-13	Tar Heel Invitational	Chapel Hill, N.C.
Oct. 25-27	Landfall Tradition	Wilmington, N.C.
Feb. 14-16	Florida State Match-Up	Tallahassee, Fla.
March 7-9	Darius Rucker Intercollegiate	Hilton Head, S.C.
March 14-16	SunTrust Gator Invitational	Gainesville, Fla.
March 28-30	Bryan National Collegiate	Browns Summit, N.C.
April 17-19	ACC Championship	Greensboro, N.C.
May 8-10	NCAA Regional	TBA
May 20-23	NCAA Championships	Tulsa, Okla.



Head Coach

KIM LEWELLEN

The 2013-14 season marks the seventh year Kim Lewellen has directed the women's golf program at Virginia. During that time she has guided the Cavaliers to the NCAA Championships six times.

Last year's season was highlighted by the Cavaliers winning the Bryan National Collegiate and senior Brittany Altomare becoming the first UVa player to win the ACC individual championship and the only one to earn first-team All-America honors.

During Lewellen's tenure, the Cavaliers have enjoyed their greatest success at the NCAA Championships.

In 2012, behind the eighth-place finish of sophomore Portland Rosen, the Cavaliers placed fourth for the second consecutive season. Rosen received honorable mention All-America honors while Altomare was named a second-team All-American.

During her tenure at Virginia, Lewellen's teams have placed fourth (2012 & 2011), 13th (2010), eighth (2009) and 12th (2008) at the NCAA Championships. The only other schools to finish in the top-13 of the NCAA Championships over the same period of time are UCLA, Purdue, USC and Alabama.

Lewellen was recognized by the

LPGA as its East Region college coach of the year in 2012 after also receiving the award in 2011 and 2010. In 2011 she was also named the National College Coach of the Year by the LPGA.

In 2011 Lewellen watched her first class

of recruits graduate and led the Cavaliers to a fourth-place finish at the NCAA Championships, at that time the best showing in program history.

There were plenty of other highlights during the 2010-11 season. The Cavaliers won the Golfweek Conference Challenge and finished in the top four in eight of 12 tournaments, including the ACC Championships and NCAA West Regional.

Altomare placed first at the Golfweek Conference Challenge and The Landfall Tradition on the way to earning second-team All-America honors. Calle Nielson also picked up All-America accolades for the third time in her career. UVa finished the season ranked No. 5 by Golfstat and No. 7 by Golfweek.

In 2009-10 Lewellen guided a team that featured three freshmen players in its lineup to a 13th place finish at the NCAA Championships. UVa finished the season ranked No. 11 in the final Golfweek standings.

Virginia was the runner-up at the ACC Championships behind the second-place finishes of freshman Brittany Altomare and junior Calle Nielson.

Both players earned All-America honors as Nielson finished first at the NCAA West Regional and Altomare

THE LEWELLEN FILE

Coaching Experience

2007-Present	Virginia, head coach
2006-07	East Carolina, head coach
2003-04	The Citadel, head coach (M&W)

Coaching Honors

2011	LPGA National College Coach of the Year
2011	LPGA East Region College Coach of the Year
2010	LPGA East Region College Coach of the Year
2009	NGCA East Region Coach of the Year
2008	Virginia, ACC Coach of the Year

Professional Experience

1994-95	Women's European Pro Golf Tour
1997-2006	Future's Tour
1993-1997	LPGA Tour appearances

College

North Carolina	
B.A. in speech communications & psychology	1993
All-American	1993
All-ACC	1992-93
ACC 50th Anniversary team	2003
NCAA East Regional Champion	1993

was 15th at the NCAA Championships.

In 2008-09 Lewellen was named the East Region Coach of the Year after guiding the Cavaliers to a best-ever eighth-place finish at the NCAA Championships. Her team produced three players that earned some form of All-America recognition. Ranked in the top-five of the collegiate golf polls most of the season, the Cavaliers won the LSU Golf Classic and finished in the top four in eight of 11 tournaments during the season.

In 2008, her first year as the Virginia women's golf coach, Lewellen had a big impact on the program that is still in its first decade of competition. The highly energetic Lewellen saw her team placed 12th at the NCAA Championships.

That was not the only hallmark moment during the season. The Cavaliers made a strong showing at the NCAA East Regional, placing fifth overall to earn a bid to the NCAA Championships. For her efforts, Lewellen was named the ACC Coach of the Year.

Lewellen came to Virginia after spending two seasons as the head women's coach at East Carolina. She led the Pirates to the program's first ever Conference USA Championship in 2006 and a runner-up finish in 2007. Her 2006 squad qualified for the NCAA East Regional, the third time a team from ECU reached NCAA postseason play. In 2007 the Pirate squad qualified an individual competitor for the NCAA East Regional.

Before taking over the program at East Carolina, Lewellen served as both the head men's and women's coach at The Citadel for the 2003-04 season.

Lewellen, who competed at North Carolina from 1990-93 under her maiden name of Byham, was a two-time All-ACC performer during her junior and senior seasons. In 1993 she earned first-team All-America honors from the National Golf Coaches Association, only the second Tar Heel golfer to achieve that honor. As a senior, she won medalist honors at the NCAA East Regional Championships and helped North Carolina to its second straight eighth-place finish at the NCAA Championships. Her score of 3-under 213 at the NCAA East Regional still ranks as one of the 10 lowest tournament scores in Tar Heel history.

During her collegiate career Lewellen won a total of three tournaments, including the Lady Tar Heel Classic in 1992 and the Woodbridge Collegiate in 1993. In 2003 she was honored as a member of the Atlantic Coast Conference 50th Anniversary Women's Golf Team. She was mentored at UNC by legendary coach Dot Gunnells.

Lewellen earned a bachelor's degree in speech communications and psychology from North Carolina in 1993.

After graduation, Lewellen spent one season on the Women's European Professional Golf Tour (1994-95) before gaining



full membership status on the Future's Professional Golf Tour from 1997 to 1999. She claimed her first tour victory at the Briarwood Invitational in 1997. She has also competed in events on the LPGA tour from 1993 to 1997.

Lewellen's role as a golf instructor dates back to her undergraduate days when she worked as a teacher and counselor at North Carolina's Golf School from 1992 to 1994. From 1995 to 1997 she worked as the teaching professional at Carmel Country Club in Charlotte, N.C. In 1997, she was nominated as North Carolina's Favorite Golf Teacher in Golf For Women Magazine. Lewellen served as the tournament director for the 2001 Carolina Celebrity Classic in Raleigh, N.C.

Lewellen was named East Carolina's women's head coach on Jan. 10, 2006, after Pirate

coach Kevin Williams resigned at mid-season to become the head professional at Walnut Creek Country Club in Goldsboro, N.C.

Lewellen has appeared on The Golf Channel's reality shot "The Big Break" twice. The series allows competitors the chance to play in an LPGA tournament. In 2006 she was a member of the cast for "Big Break V: Hawaii" that was played at Turtle Bay Resort on Oahu. In 2007 she participated in "Big Break: The Reunion" which began airing in February.

Lewellen was born in Salisbury, Md. and grew up in Raleigh, N.C.. She won back-to-back North Carolina State girls junior championships. While attending Broughton High School, she earned all-conference honors while competing for the boy's team.

She and her husband John, an Episcopal minister, have two sons, Jack and Simon.



Assistant Coach

BRIAN BAILIE

The 2013-14 season is Brian Bailie's ninth as the assistant coach for the Cavaliers.

He was recognized in 2011 as the National Golf Coaches Association's Assistant Women's Coach of the Year. Bailie was instrumental in helping the Cavaliers to a fourth-place finish at the NCAA Championships, the best showing in the UVa program's history.

During his time at UVa he has seen the Cavaliers qualify for the NCAA Championships the past five years and make it to NCAA Regional play all seven seasons.

Bailie's responsibilities include recruiting correspondence and evaluation, assisting in the design and supervision of practice plans, coordinating travel arrangements, ordering equipment, monitoring academic prog-

ress, working with the Virginia Athletics Foundation and on-course coaching.

Bailie joined the UVa staff after four seasons as the head men's and women's golf coach at Lenoir-Rhyne College in Hickory, N.C. As the Bears' mentor, Bailie guided both programs to new heights.

On the women's side, Bailie led the squad to back-to-back South Atlantic Conference Championships in 2003 and 2004. Those titles were the first two in the program's history.

Bailie led the Bears to their first-ever trips to the NCAA Division II playoffs in 2002 and 2003. Bailie coached eight players to all-league honors and was named SAC Women's Golf Coach of the Year twice (2003 and 2005) as well. He also led Megan

Jolly to NCAA Division II first-team All-America accolades in 2002, and the team finished with its highest-ever ranking at No. 8 in the nation.

A 1995 graduate of Virginia Tech, Bailie earned a master's degree in coaching from the U.S. Sports Academy in 2002.

Bailie is a member of the National Collegiate Golf Coaches Association, the Golf Coaches Association of America, the American Junior Golf Association, and the U.S. Golf Association.

Bailie is an authorized instructor of The Golfing Machine, GSEB Certified Instructor of Aimpoint Green Reading and an Edel Golf Fitter.

Bailie and his wife Anita have two daughters - Cassidy and Maisie and a son, Gavin.

Volunteer Assistant Coach

DR. BOB ROTELLA

Rory McIlroy, Padraig Harrington and Darren Clarke all have something in common in addition to their victories in Majors. They are all clients of Dr. Bob Rotella, who works with the Virginia golf programs as a volunteer assistant coach.

Internationally known for his work in the area of applied sports psychology, Dr. Rotella is consistently recognized as the Top Sports Psychologist in the world.

Harrington thought so much of "Dr. Bob" that as a show of appreciation he gave him one of the British Open trophies - the Claret Jug - from his back-to-back wins in 2007 and 2008.

Rotella, who resides in Keswick, meets with the Cavalier players on a regular basis to assist with their mental approach to the game. His work with many of the world's best players provides a tremendous resource of information and knowledge for UVA's aspiring student-athletes.

Rotella's book, "Golf Is Not a Game of Perfect" is the best selling sport psychology book of all time and one of the three best selling golf books in history.

In 2012 he published his most recent book "The Unstoppable Golfer." It focuses on the short game--the putts, chips, pitches and bunker shots that have such a major impact on a player's score.

"We are extremely fortunate to have Dr. Bob Rotella as part of our support staff," said head coach Kim Lewellen. "Golfers of all abilities, from around the world, have been drawn to his teachings. His books have all become classics for golfers everywhere.

"His teachings are simple and direct -- and in the end, what 'Doc' says makes us play better golf. We are confident that his advice will improve our games just like it has many other accomplished golfers. What a privileged and invaluable resource for our student-athletes and for that we are truly grateful."

Since 1984 Dr. Bob Rotella has coached the winners of 74 major championships in men's, women's and senior professional golf. In 2011, he helped Darren Clarke win the British



Open and Keegan Bradley win the PGA Championship. Dr. Bob Rotella also works with winners in tennis, baseball, basketball and other sports. Anyone whose work or play involves mental challenges can benefit from his proven wisdom - from performers to business leaders.

He currently serves on the editorial board of *Golf Digest* and is a columnist for that publication. He is the past president of the North American Association for Applied Sports Psychology and a contributing editor for the *Sport Psychology Journal*.

He has worked as a consultant for personnel for the NBA, NFL, Major League Baseball, Nascar, PGA Tour, LPGA Tour, Senior Tour, U.S. Olympic Ski Team and the U.S. Olympic Equestrian Team.

He has served as a corporate consultant at companies including Merrill Lynch, General Electric, Ford, Tim Life, Coca Cola, Chrysler, Newsweek, Pepsi-Cola, Taco Bell and Pizza Hut.

The list of professional golfers he has consulted is exhaustive. It includes players such as Davis Love, III, Brad Faxon, Nick Price, Paul Azinger, Trevor Immelman, Billy Mayfair, Padraig Harrington, David Toms, Scott Verplank, Jeff Sluman, Fred Funk and Tom Kite.

In his more than two decades of service at the University of Virginia, Dr. Rotella was most recently Director of the Sports Psychology Department, one of the nation's best programs for sports psychology.

ELIZABETH BRIGHTWELL

Senior • St. Anne's-Belfield • Nellysford, Va.

Virginia 2013–Fall (Senior)

- Played in all four fall events
- Top finish was sixth-place showing at Texas A&M's Mo-Morial
- Placed sixth overall and led UVa in scoring with 3-over 219
- That marked the third top-10 finish in her career
- Turned in two rounds of 69 in the fall to post the team's lowest 18-hole scores
- Topped UVa in the fall with a 74.64 stroke average

2012-13 (Junior)

- One of three players to appear in all 10 tournaments
- Placed 35th at ACC Championships (+26, 239)
- Entered ACCs coming off career-best effort at Bryan National Collegiate
- Finished fourth (career best), shooting even par 216 (career best) that included a low round of 4-under 68 (career best)
- Her opening-round 68 at Bryan National was best UVa score against par (-4) this season
- Posted her first top-10 finish, placing sixth at Mason Rudolph to lead Cavaliers
- Equaled her previous low round of 70 at three of four fall tournaments
- Was UVa's No. 2 scorer at Cougar Classic, Fall Preview and Tar Heel Invitational during the fall

2011-12 (Sophomore)

- Made first appearance in NCAA Championships
- Had rounds of 72, 74, 75 and 72 but first-round score did not count after being disqualified for signing an incorrect scorecard
- Placed 26th at NCAA Central Regional (+12, 228)
- Only player besides Brittany Altomare to play in all 10 tournaments
- Presented the team's William C. Eacho Memorial Award at All-Sports Banquet that is given to the team member who exemplifies the highest qualities of leadership, cooperative spirit and unselfish service
- Named to the NGCA All-American Scholar Team
- Chosen to ACC All-Academic Team for Women's Golf
- Best finish was 12th-place showing at ACC Championships
- Notched her best career tournament score (218) and single-round (71) at Stanford
- Shared the lead in scoring with freshman Briana Mao at LSU Classic
- Was UVa's No. 2 scorer at Stanford Intercollegiate, Bryan National and ACC Championships
- Reached finals of 2012 VSGA Women's Amateur Championship in July

2010-11 (RS Freshman)


- Made her debut at Sugar Bowl Intercollegiate, finishing 85th as an individual
- Placed 60th at Bryan National Collegiate as an individual competitor
- Represented UVa at Collegiate Team Championship in summer of 2010

2009-10 (Freshman)

- Redshirted the 2009-10 season

Junior / Amateur Notes

- Stroke play medalist at 2011 Virginia Women's Amateur
- Reached the quarterfinals of the 2011 Southern Amateur
- Finished fifth at the 2011 Women's Eastern Amateur
- Co-Medalists at the 2010 Women's Southern Amateur played at Lookout Mountain, Ga.
- Advanced to match play at the 2010 North & South Amateur
- Champion of the 2009 Reines Jewelers Ladies' Charlottesville City Championship
- Named to the Virginias team for the 2009 VSGA Women's Virginia-Carolinas Matches and helped Virginia to victory by winning all three of her matches



- Won the AJGA's Northwestern Mutual Financial Junior Classic in 2008 and claimed the Low Junior Award at the 2008 Virginia State Women's Amateur
- Was fourth at the 2008 North & South Junior Championship
- Claimed medalist honors at the 2005 Bobby Bowers Memorial in Springfield, Va.
- Tied for first at 2007 Charlottesville City Championship
- Won five state junior tournaments in 2005
- Named to the Virginia team for the Virginia-Maryland team matches in 2006, 2007, 2008 and 2009
- Selected to represent Virginia 2007, 2008 and 2009 Mid-Atlantic VSGA-MGA Junior Girls' Team
- Selected by Women in Sports as the WinStar for April 2009 and honored with the 2009 Women in Sports President's Award
- Posted a total of 10 top-10 finishes at AJGA tournaments, including the 2009 McDonald's Betsy Rawls Girls Championship that featured 70 of the world's best junior players



St. Anne's - Belfield / Personal

- Earned All-State Honors in 2009
- 2009 VISAA Division 1 Player of the Year
- Co-Medaled at the 2009 State Championship of the Virginia Independent Schools Athletic Association
- Only girl to compete on St. Anne's-Belfield golf team from 2006-08
- Parents are Jim Brightwell and Laurie Keenan
- Mother is a 1983 graduate of the University of Virginia Law School
- Nominated to represent St. Anne's-Belfield at the 2008 46th Annual United States Senate Youth Program
- Class president as a sophomore and junior

Career Statistics

Years	Rounds	Strokes	Avg.	Low
2010-2011	6	477	79.50	79
2011-2012	32	2424	75.75	71
2012-2013	30	2282	76.07	68
2013-2014	11	821	74.64	69
Totals	79	6004	76.00	68

Career Best Tournament Finish: 4th, Bryan National Collegiate, March 29-31, 2013

Career Top-10 Finishes: 3

Career Best 54-Hole Score: 216, Bryan National Collegiate, March 29-31, 2013

Career Best 18-Hole Score: 68, Bryan National Collegiate, March 29, 2013

TOURNAMENT RESULTS

2010-11

Date	Tournament	1-2-3-4	Par	Tot.	Pl.	UVa Pl.
2/27-3/1	Sugar Bowl Intercol.	79-79-79	+21	237	85	na
3/25-27	Bryan National *	80-81-79	+24	240	60	na

* Competed as an individual

2011-12

Date	Tournament	1-2-3-4	Par	Tot.	Pl.	UVa Pl.
9/13-15	Fall Preview	77-79-74	+14	230	57	4
10/7-9	Tar Heel Invitational	77-74-75	+10	226	64	4
10/14-16	Stanford Intercollegiate	73-71-74	+5	218	39	2
10/28-30	Landmark Tradition	81-83-76	+24	240	62	3
3/2-4	Rucker Intercollegiate	80-78	+16	158	60	5
3/9-11	LSU Golf Classic	76-77-79	+16	232	36	1
3/30-4/1	Liz Murphey Collegiate	73-76-72	+5	221	23	3
4/6-8	Bryan National	76-73-76	+9	225	25	2
4/13-15	ACC Championships	76-73-76	+12	225	12	2
5/10-12	NCAA Regional	78-74-76	+12	228	26	3
5/22-25	NCAA Championships	DQ-74-75-72	na	na	na	na

2012-13

Date	Tournament	1-2-3-4	Par	Tot.	Pl.	UVa Pl.
9/8-10	Cougar Classic	73-70-77	+4	220	36	2
9/21-23	Mason Rudolph	78-70-74	+6	222	6	1
10/5-7	Fall Preview	76-72-77	+9	225	38	2
10/12-14	Tar Heel Invitational	70-78-75	+7	223	25	2
2/10-12	UCF Challenge	85-77-74	+20	236	85	5
3/8-10	Rucker Intercollegiate	76-77-71	+11	224	22	3
3/15-17	Gator Invitational	80-76-78	+29	239	73	5
3/29-31	Bryan National Coll.	68-75-73	E	216	4	2
4/19-21	ACC Championships	79-82-78	+26	239	35	4
5/9-11	NCAA Regional	80-77-81	+22	238	108	4

2013-14

Date	Tournament	1-2-3-4	Par	Tot.	Pl.	UVa Pl.
9/9-11	Mo Morial	76-74-69	+3	219	6	1
9/20-22	Mason Rudolph	70-69-DQ	na	na	na	na
10/11-13	Tar Heel Invitational	77-74-77	+12	228	64	3
10/25-27	Landfall Tradition	81-78-76	+19	235	57	5

LAUREN COUGHLIN

Junior • Hickory • Chesapeake, Va.

Virginia

2013–Fall (Junior)

- Played in three fall events
- Turned in best finish of her career with seventh-place performance at Texas A&M's Mo-Morial
- Shot career best 4-over 220 at Mo-Morial to finish as UVa's No. 2 scorer
- Also played at the Mason Rudolph and Landfall Tradition tournaments

2012-13 (Sophomore)

- Played in two spring tournaments
- Placed 20th in first collegiate event at UCF Challenge
- Posted a 69 in her first collegiate round
- Was 60th at Darius Rucker Intercollegiate

2011-12 (Freshman)

- Did not play in any tournaments

Junior / Amateur Notes

- Won 2013 VSGA Women's Amateur Championship to become the third player in 15 years to claim back-to-back titles at the event
- Runner-up at the 2009 and 2010 Virginia State Golf Association's Girls Championship
- One of eight girls on the Virginia team that competed against the top juniors from Maryland in 2009 and 2010
- One of four girls selected to the VSGA-MGA Junior team in 2010
- Had a pair of top-five finishes at AJGA events including a seventh place finish in the 72-player field at the Junior Girls Championships
- Qualified for the same event in 2009
- Named to the AJGA/HP Scholastic Honor Roll
- Was ranked No. 139 nationally among all junior players when she signed with UVa

Hickory High School / Personal

- The first girl to play on the Hickory High School boys team for all four years
- Named to the VHSL all-state boys and girls teams in 2010 after winning all-state girls honors in 2008 and 2009
- Was first-team all-district as a sophomore, junior and senior
- Placed third at the girls state championship in 2010 after finishing second in 2009
- Recognized by the Chesapeake School Board as a Chesapeake Scholar Athlete in 2008, 2009 and 2010
- Born in Minneapolis, Minn.
- Parents are Yvette and Michael
- Has a younger sister and younger brother

Career Statistics

Years	Rounds	Strokes	Avg.	Low
2012-13	6	456	76.00	69
2013-2014	9	689	76.56	71
Totals	15	1145	76.33	69

Career Best Tournament Finish: 7, Mo Morial, Sept. 9-11, 2013

Career Top-10 Finishes: 1

Career Best 54-Hole Score: 220, UCF Challenge, Feb. 10-12, 2013 & Mo Morial, Sept. 9-11, 2013

Career Best 18-Hole Score: 69, UCF Challenge, Feb. 10, 2013



TOURNAMENT RESULTS

2012-13

Date	Tournament	1-2-3-4	Par	Tot.	Pl.	UVa Pl.
2/10-12	UCF Challenge*	69-77-74	+4	220	20	na
3/8-10	Rucker Intercollegiate	81-79-76	+23	236	60	5

2013-14

Date	Tournament	1-2-3-4	Par	Tot.	Pl.	UVa Pl.
9/9-11	Mo Morial	76-73-71	+4	220	7	2
9/20-22	Mason Rudolph	78-78-79	+19	235	72	4
10/25-27	Landfall Tradition	76-78-80	+18	234	55	4

* Competed as an individual

ARIANA DIAL

Freshman • River Hill • Clarksville, Md.

Virginia 2013–Fall (Freshman)

- Joined the team through tryout process.

Junior / Amateur Notes

- Top finishes were in two CAGT tournaments in 2011 and placed third in MAPGA, Jr tournament at Andrews Air Force Base
- Placed sixth in IJGT tournament at Falcons Fire Golf Course in 2012
- Ranked top five for the CAGT tour in 2010-2011.

Hickory High School / Personal

- Won four varsity letters at River Hill High School playing for coach Matthew Graves
- Also a member of the Hawks' tennis team
- Spent a post-graduate year at Hank Haney International Junior Golf Academy
- MVP and team captain from 2008-2012
- Maryland state semi-finalist in 2010-2011
- All-county first team in 2010-2011 and 2011-2012
- Received Maryland's Scholar Athlete Award and River Hill's Scholar Athlete Award from 2008-2012 for both golf and tennis
- Parents are Janine and Alphonso
- Has two younger brothers
- Uncle, Alan Dial, played football as a defensive back at UCLA and for the Philadelphia Eagles



LAUREN DIAZ-YI

Freshman • Westlake • Thousand Oaks, Calif.

Virginia

2013–Fall (Freshman)

- Played in all four fall events
- Top finish was 22nd-place showing at Texas A&M's Mo-Morial event
- Had her low single-round (73) and tourney score (225) at Mo-Morial

Junior / Amateur Notes

- Won the 2013 USGA U.S. Women's Public Links Championship
- Reached the quarterfinals of the 2013 U.S. Women's Amateur
- Was ranked the No. 21 player for the Class of 2013 by Junior Golf Scoreboard when she signed with UVa
- Quarterfinalist at 2012 U.S. Girls Junior Championship
- Reached the match play portion of the 2012 U.S. Women's Pub Links
- Also qualified for the U.S. Pub Links in 2008 and 2009
- AJGA Junior All-Star event for golfers ages 12 to 15
- In 2012, was one of the top 18 juniors in Southern California to play in the fresh&easy Kraft Foods Legacy Junior Challenge at the Mission Hills Country Club in Rancho Mirage for the opportunity to qualify for the Kraft Nabisco Championship
- Finished third at the Legacy Junior Challenge
- Placed 21st at the Junior PGA Championship
- Was 14th at the AJGA Junior Challenge and was fifth at the U.S. Girls Junior Championship
- Finished 21st at the Rolex Girls Junior Championship
- Placed 17th at the Polo Golf Junior Classic
- In 2012 tied for fifth at the Under Armour/Gary Woodland Championship
- Won the 2009 AJGA Junior All-Star

Westlake High School / Personal

- Tied for second at the 2010 CIF/WSCGA state championship qualifier
- Tied for third at 2009 CIF/WSCGA state championship
- Placed second at 2009 CIF Northern Team Divisional Championship
- Father is Oswaldo and mother is Connie
- Born in Glendale, Calif.

Career Statistics

Years	Rounds	Strokes	Avg.	Low
2013-2014	12	914	76.17	73

Career Best Tournament Finish: 22, Mo Morial, Sept. 9-11, 2013

Career Top-10 Finishes: 0


Career Best 54-Hole Score: 225, Mo Morial, Sept. 9-11, 2013

Career Best 18-Hole Score: 73, Mo Morial, Sept. 9, 2013

TOURNAMENT RESULTS

2013-14

Date	Tournament	1-2-3-4	Par	Tot.	Pl.	UVa Pl.
9/9-11	Mo Morial	73-76-76	+9	225	22	4
9/20-22	Mason Rudolph	76-77-79	+16	232	63	3
10/11-13	Tar Heel Invitational	78-79-74	+15	231	76	4
10/25-27	Landfall Tradition	78-77-74	+13	229	33	3



EVELYN DOLE

Freshman • Ravenscroft School • Raleigh, N.C.

Virginia

2013–Fall (Freshman)

- Played in two fall tournaments as an individual scorer
- Best outing was 29th-place finish at Texas A&M's Mo-Morial
- Finished at 13-over 229

Junior / Amateur Notes

- Was ranked 44 in the AJGA Polo Rankings for the class of 2013 when she signed with UVa
- Was invited to play in the 2013 American Junior Golf Association (AJGA) prestigious Rolex Girls' Championship and Rolex Tournament of Champions
- Won the 2012 AJGA Quad Cities Open tournament
- Notched low medalist honors in the 2013 Carolinas Golf Association (CGA) North Carolina Girls Championship
- In 2012, qualified for the US Girls Junior and the US Women's Amateur Championship
- Won the 2012 Junior Trophy at the Women's Southern Golf Association Amateur Championship
- Won the 2012 Tar Heel Youth Golf Association Jimmy Anderson Invitational
- Qualified for and played in the 2012 Callaway Junior World Golf Championship in Torrey Pines
- Played on the NC/SC team, and helped lead that team to victory in 2012 match play against the VA/MD team
- Won the 2011 CGA Dogwood State Junior Championship and finished second in the 2011 CGA Twin States Girls Junior Championship
- Was selected for the NC All-State Girls' Golf Teams, based on in-state rankings, in 2010-12

Ravenscroft School / Personal

- Won North Carolina State Player of the Year in 11th grade
- Made North Carolina all-state team in 10th and 11th grade
- Received MVP for Varsity Girls Golf in 9th, 10th, and 11th grades
- Won NCISAA Conference Player of the Year in 10th and 11th grades
- Named to the American Junior Golf Association 2012 HP Scholastic Honor Roll List in 2012
- Born in Reston, Va.
- Father is Greg and mother is Kathy

Career Statistics

Years	Rounds	Strokes	Avg.	Low
2013-2014	6	479	79.83	72

Career Best Tournament Finish: 29, Mo Morial, Sept. 9-11, 2013

Career Top-10 Finishes: 0

Career Best 54-Hole Score: 229, Mo Morial, Sept. 9-11, 2013

Career Best 18-Hole Score: 72, Mo Morial, Sept. 10, 2013

TOURNAMENT RESULTS

2013-14

Date	Tournament	1-2-3-4	Par	Tot.	Pl.	UVa Pl.
9/9-11	Mo Morial*	80-72-77	+13	229	29	na
10/25-27	Landfall Tradition*	87-82-81	+34	250	87	na

* Competed as an individual



ALEX HERSHBERGER

Sophomore • Ridge • Ridge, N.J.

Virginia

2013-Fall (Sophomore)

- Played in three fall tournaments, all as an individual competitor
- Was 24th at Texas A&M's Mo-Morial in her best collegiate finish
- Turned in her best collegiate single-round (70) and tourney score (223) at the Mason Rudolph

2012-13 (Freshman)

- Played in the final three tournaments of the fall
- Competed as an individual at the Mason Rudolph, placing 60th
- Qualified for the UVa lineup for the Fall Preview and Tar Heel Invitational
- Was Cavaliers' No. 3 finisher at the Fall Preview (67th, 231)
- Low round was 73 at Tar Heel Invitational

Amateur & Junior Notes

- Won the 2013 WMGA/MGA Women's Public Links for the tri-state area of N.Y., N.J. and Conn.
- Runnerup at 2013 New Jersey State Golf Association's Women's Amateur
- Won the 2012 New Jersey Golf Association's Women's Championship
- Runner-up at the 2011 New Jersey Golf Association's Women's Championship
- One of 12 female junior golfers selected in October, 2011 for Hewlett Packard Scholastic American Junior Golf Association All-American team
- Placed second at the 2011 Deutsch Bank Partners Shoot-Out
- Was fourth at the 2011 Lessing's Classic
- In May 2011 she was named Golfweek's junior of the week after placing first at the International Junior Golf Tour's tournament at the Hershey (Pa.) Country Club
- Was ranked as high as No. 30 in the AJGA Polo junior golf standings, No. 43 by Golfweek and No. 98 by Junior Scoreboard

Ridge High School / Personal

- A first-team all-state golfer as a senior at Ridge High School
- Winner of the 2010 New Jersey State Golf Association's Junior Girl Championship
- Helped Ridge High School to the 2012 and 2011 state championships in only the program's third and fourth years of existence
- Mother, Madeleine, was a member of the Swedish National Team and competed at Florida International University

Career Statistics

Years	Rounds	Strokes	Avg.	Low
2012-2013	9	702	78.00	73
2013-2014	9	680	75.56	70
Totals	18	1382	76.77	70

Career Best Tournament Finish: 24, Mo Morial, Sept. 9-11, 2013

Career Top-10 Finishes: 0

Career Best 54-Hole Score: 223, Mason Rudolph, Sept. 20-22, 2013

Career Best 18-Hole Score: 70, Mason Rudolph, Sept. 22, 2013



TOURNAMENT RESULTS

2012-13

Date	Tournament	1-2-3-4	Par	Tot.	Pl.	UVa Pl.
9/21-23	Mason Rudolph*	82-80-76	+22	238	60	na
10/5-7	Fall Preview	75-80-76	+15	231	67	3
10/12-14	Tar Heel Invitational	73-83-77	+17	233	63	5

2013-14

Date	Tournament	1-2-3-4	Par	Tot.	Pl.	UVa Pl.
9/9-11	Mo Morial*	77-72-77	+10	226	24	na
9/20-22	Mason Rudolph*	75-78-70	+7	223	32	na
10/11-13	Tar Heel Invitational*	76-80-75	+15	231	76	na

* Competed as an individual

BRIANA MAO

Junior • St. Francis • Folsom, Calif.

Virginia

2013-Fall (Junior)

- Played in all four fall tournaments and recorded the team's third best stroke average at 75.08
- Best finish in the fall was 11th-place effort at Texas A&M's Mo-Morial where she was 11th overall and third for UVa
- Shot 5-over 221 at Mo-Morial
- Led UVa with a 22nd-place showing at Landfall Tradition
- Was team's No. 2 scorer at Mason Rudolph and Tar Heel Invitational events

2012-13 (Sophomore)


- Named to All-ACC team
- Finished the season with UVa's second best stroke average at 74.30
- Stroke average ranked No. 9 in the ACC
- Placed 9th at ACC Championships
- Ranked No. 66 in final Golfweek standings and No. 99 by Golfstat
- Picked up ACC Player of the Month honors for February after winning the UCF Challenge
- Became the fifth player in program's history to earn medalist honors
- One of five ACC players to win a tournament during the season
- Shot career-best 4-under 212 at UCF
- Her second round score of 3-under 69 was also a career best
- Also recorded top-10 finishes in the spring at Darius Rucker Intercollegiate (ninth) and Bryan National Collegiate (seventh)
- Best finish in the fall was 17th-place effort at Mason Rudolph

2011-12 (Freshman)

- Qualified for 2012 U.S. Women's Open Championship
- Placed 38th for UVa at NCAA Championships
- Shot 1-over during final 36 holes of NCAA Championships
- Matched her low round for the season with even par 72 during third round of NCAAAs
- Finished 18th at NCAA Central Regional (+10, 226)
- Led UVa at ACC Championships with 11th-place finish
- Second on the team with a 74.96 stroke average
- Her stroke average ranked No. 3 among ACC freshmen and 12th overall
- Top finish was seventh-place showing at Darius Rucker Intercollegiate
- Best tourney score was 2-over 218 at Liz Murphey Collegiate
- Tied for first in December at Joanne Winter Arizona Silver Belle Golf Championship

Amateur and Junior Notes

- Advanced to the round of 16 at the 2013 U.S. Women's Amateur Public Links
- Was third at the 2013 Women's Eastern Amateur
- Was ranked No. 53 by Junior Golf Scoreboard and the No. 86 junior in the nation by Golfweek when she signed with UVa
- Qualified for the 2010 U.S. Girls Junior Championships
- In 2010 played in the Callaway Golf Junior World Championships for the second consecutive
- Played in the 2009 Public Links Championship
- In AJGA events, she won the 2010 U.S. Girls Junior Qualifier in 2010 and took top honors at the AJGA Southeast Junior Open in 2009
- Played back-to-back years with Mark O'Meara during the First Tee Open tournament at Pebble Beach
- Member of Sacramento's First Tee program for the past eight years
- Selected for The First Tee Open in 2009 and 2010
- Participant in The First Teen Open Future Leaders Forum in 2010



St. Xavier High School / Personal

- Helped team to the 2009 NCGA/CIF Girls Northern California Championship and the school's second straight top-five finish in the California state championships
- Was the Sacramento Delta League MVP for the 2007-2010 seasons
- Named Sacramento player of the year for 2009 and 2010
- Sacramento Taiwanese Culture Foundation Scholarship Award in 2008 and 2010
- Born in Sacramento, Calif.
- Parents are Tiffany and Lee



Career Statistics

Years	Rounds	Strokes	Avg.	Low
2011-2012	24	1799	74.96	72
2012-2013	27	2006	74.30	69
2013-2014	12	901	75.08	71
Totals	63	4479	74.70	69

Career Best Tournament Finish: 1st, UCF Challenge, Feb. 10-12, 2013

Career Top-10 Finishes: 5

Career Best 54-Hole Score: 212, UCF Challenge, Feb. 10-12, 2013

Career Best 18-Hole Score: 69, UCF Challenge, Feb. 11, 2013 & Rucker Intercollegiate, March 9, 2013

TOURNAMENT RESULTS

2011-12

Date	Tournament	1-2-3-4	Par	Tot.	Pl.	UVa Pl.
10/14-16	Stanford Intercollegiate	76-78-76	+17	230	75	4
3/2-4	Rucker Intercollegiate	73-72	+3	145	7	1
3/9-11	LSU Golf Classic	77-76-79	+16	232	36	1
3/30-4/1	Liz Murphey Collegiate	72-74-72	+2	218	18	2
4/6-8	Bryan National	76-79-72	+11	227	35	3
4/13-15	ACC Championships	75-74-75	+11	224	11	1
5/10-12	NCAA Regional	78-74-74	+10	226	18	2
5/22-25	NCAA Championships	77-75-72-73	+9	297	38	3

2012-13

Date	Tournament	1-2-3-4	Par	Tot.	Pl.	UVa Pl.
9/8-10	Cougar Classic	71-76-76	+7	223	54	4
9/21-23	Mason Rudolph	71-81-74	+10	226	17	3
10/5-7	Fall Preview	79-84-75	+22	238	81	5
2/10-12	UCF Challenge	70-69-73	-4	212	1	1
3/8-10	Rucker Intercollegiate	79-69-71	+6	219	9	1
3/15-17	Gator Invitational	76-72-73	+11	221	20	3
3/29-31	Bryan National Coll.	70-76-73	+3	219	7	3
4/19-21	ACC Championships	74-72-79	+12	225	9	2
5/9-11	NCAA Regional	75-74-74	+7	223	44	2

2012-13

Date	Tournament	1-2-3-4	Par	Tot.	Pl.	UVa Pl.
9/9-11	Mo Morial	73-75-73	+5	221	11	3
9/20-22	Mason Rudolph	79-74-75	+12	228	46	2
10/11-13	Tar Heel Invitational	76-71-78	+9	225	48	2
10/25-27	Landfall Tradition	79-77-71	+11	227	22	1

KAIRA MARTIN

Junior • Xavier Prep • Paradise Valley, Ariz.



Virginia

2013–Fall (Junior)

- Played in the Mo-Morial and Tar Heel Invitational tournaments
- Finished 43rd at Mo-Morial while competing as an individual, her best collegiate finish

2012-13 (Sophomore)

- Played in the Mason Rudolph Intercollegiate in the fall and the Gator Invitational in the spring
- Finished 45th at 17-over 233 at Mason Rudolph
- Had a season-low round of 76 at Gator Invitational

2011-12 (Freshman)

- Played in the Stanford Intercollegiate, Landmark Tradition and LSU Classic tournaments
- Was a non-scoring individual at Stanford and LSU
- Best single-round score was 74 she posted at Stanford
- Was 64th at the Gator Invitational
- Posted best round of the season, 76, at Gator Invitational

Amateur and Junior Notes

- Finished ninth at 2013 Women's TRANS National Amateur
- Competed in the 2013 U.S. Women's Public Links Championship
- A two-time AJGA Rolex Junior honorable mention All-American
- As a 2011 senior, ranked as high as the sixth, eighth and 11th player in the 2011 Class by the AJGA Polo Rankings, Junior Golf Scoreboard and Golf-week
- Since 2005 has won six tournament championships including four AJGA titles and posted 10 top-five finishes at AJGA events
- Competed at the 2010 U.S. Amateur, 2009 U.S. Girls Junior and 2007 U.S. Women's Amateur Public Links Championships
- In 2009 and 2010 she was first at the AJGA's Midwest Juniors Championship
- Took top honors at the 2008 Arizona State Women's Amateur Stroke Play Championships
- Represented the United States in the 2010 Aaron Baddeley International Junior Championship in China

Xavier Prep/ Personal

- Two-Time National High School Golf Coaches Association Girls All-American
- While competing at Xavier Prep she was named the 2009 Arizona State High School Girls Golfer of the Year
- That year she set the all-time Arizona 5A tournament scoring record by shooting 11-under 133
- In 2009 she won the Arizona 5A High School title
- Helped her team set the all-time national high school unbeaten streak during her career at Xavier Prep
- Between 1996 and 2009 the team won 145 consecutive matches
- Earned all-state honors in 2007, 2008, 2009 and 2010
- Received the President's Award for Educational Achievement
- Parents are Katie and Stewart
- Born in Honolulu, Hawaii
- Grandfather, R.J. Martin, played college baseball at Western Carolina
- Father received his M.S. at UVa's McIntire School of Commerce

Career Statistics

Years	Rounds	Strokes	Avg.	Low
2011-2012	9	713	79.22	74
2012-2013	6	467	77.83	76
2013-2014	6	465	77.50	75
Totals	21	1645	78.33	74



Career Best Tournament Finish: 43, Mo Morial, Sept. 9-11, 2013

Career Top-10 Finishes: 0

Career Best 54-Hole Score: 226, Stanford Intercollegiate, Oct. 14-16, 2011

Career Best 18-Hole Score: 74, Stanford Intercollegiate, Oct. 15, 2011

TOURNAMENT RESULTS

2011-12

Date	Tournament	1-2-3-4	Par	Tot.	Pl.	UVa Pl.
10/14-16	Stanford Intercollegiate*	75-74-77	+13	226	68	na
10/28-30	Landmark Tradition	87-79-83	+33	249	84	5
3/9-11	LSU Golf Classic*	76-82-80	+26	238	53	na*

2012-13

Date	Tournament	1-2-3-4	Par	Tot.	Pl.	UVa Pl.
9/21-23	Mason Rudolph	79-77-77	+17	233	45	5
3/15-17	Gator Invitational	82-81-76	+24	234	64	4

2013-14

Date	Tournament	1-2-3-4	Par	Tot.	Pl.	UVa Pl.
9/9-11	Mo Morial*	76-81-75	+16	232	43	na
10/11-13	Tar Heel Invitational	80-76-77	+17	233	85	5

* Competed as an individual

PORTLAND ROSEN

Senior • Clements • Sugar Land, Texas

Virginia

2012-13 (Senior)

- Posted the team's second-best stroke average in the fall at 74.83
- Recorded UVa's best tourney score (-1, 215) of the fall at Tar Heel Invitational
- Led the Cavaliers at the Mason Rudolph and Tar Heel Invitational tournaments
- Her eighth-place finish at Tar Heel Invitational was fourth top-10 of her career

2012-13 (Junior)

- Had the team's third-best stroke average of 74.97
- Ranked No. 19 among ACC in stroke average and ranked No. 106 in Golfweek poll
- Placed 17th at ACC Championships (+17, 230)
- Highlight of the spring was second-place finish at Florida's SunTrust Gator Invit
- Posted a career-best score of 1-over 211 for the third top-10 finish of her career
- One of three players to compete in all 10 tournaments
- Was 17th at Mason Rudolph Intercollegiate in best fall finish
- Low round of the fall was 69 to open the season at Cougar Classic

2011-12 (Sophomore)

- Finished eighth (+3, 291) at NCAA Championships to lead Cavaliers
- Shot career-best 6-under 66 in opening round of NCAAAs to lead the field after the first round
- He score was best single-round by UVa competitor at NCAAAs
- Became the third UVa player to post a top-10 finish at the NCAAAs
- Her 291 was the fourth-best 72-hole by a UVa player at NCAAAs
- Named an honorable mention All-American by NGCA
- Made her second appearance at NCAA Championships after being in UVa lineup as a freshman in 2011
- Played the Vanderbilt Legends Course in September during the Fall Preview, finishing 22nd overall
- Played in nine of 11 tournaments
- Placed 19th at ACC Championships
- Prior to NCAAAs, top single-round score was 70 during third round at Stanford Intercollegiate
- Was UVa's No. 2 scorer at the Fall Preview, placing 22nd overall

2010-11 (Freshman)

- Third on the team with 75.57 stroke average that ranked No. 18 in the ACC
- Her stroke average is fourth best among all conference freshmen
- Chosen for the 2011 All-Atlantic Coast Conference Academic Team
- Competed at the NCAA Championships, finishing 102nd at 313
- Led UVa with final round 72 to help team to a fourth-place finish
- Placed 37th at NCAA West Regional (72-77-79) 228
- Played in seven of nine regular season tournaments, scoring among UVa's top three players six times
- Led Virginia with a third-place finish at Bryan National Championship
- Shot 1-under 215 at the Tar Heel Invitational which included her low round (69) of the season
- Ended the season ranked No. 73 by Golfweek and No. 97 by Golfstat

Amateur & Junior Notes

- Won two silver medals in the open golf division at the 2013 Maccabiah Games
- Was second in individual play and helped U.S. to a second place finish
- Ranked the No. 30 junior player in the nation for the class of 2010 according to Golfweek
- Ranked No. 47 among all juniors when she enrolled at Virginia
- Competed in the U.S. Girls Junior Amateur Championships in 2008 and 2009
- Was the Houston Links Magazine and Houston Chronicle's golfer of the year for 2009 and 2010

Clements High School / Personal

- As a junior she won every prep tournament she entered, including the 5A state championship by five shots
- Was fourth at state championships as a senior during rain-shortened event
- She won Region 3 and District 23 championships as a sophomore, junior and senior
- Helped her team to the Region 3 title in 2008, 2009 and 2010
- Team MVP each of her four seasons
- Born in Houston
- Parents are Robin and Rocket
- Mother breeds thoroughbreds and father is an attorney
- The third sibling in her family to play collegiate sport as her older sisters both played Division I softball - Jorden at Syracuse and Courtney at Florida State



Career Statistics

Years	Rounds	Strokes	Avg.	Low
2010-2011	28	2116	75.57	69
2011-2012	28	2129	76.04	66
2012-2013	30	2249	74.97	68
2013-2014	12	898	74.83	70
Totals	98	7392	75.43	66

Career Best Tournament Finish: 2nd, Gator Invitational, March 15-17, 2013

Career Top-10 Finishes: 4

Career Best 54-Hole Score: 211, Gator Invitational, March 15-17, 2013

Career Best 18-Hole Score: 66, NCAA Championships, May 22, 2012

Tournament Results

2010-11

Date	Tournament	1-2-3-4	Par	Tot.	Pl.	UVa Pl.
10/8-10	Tar Heel Invitational	74-72-69	-1	215	21	3
10/22-24	The Landfall Tradition	78-72-73	+7	223	15	3
2/27-3/1	Sugar Bowl Intercol.	74-72-74	+4	220	22	2
3/11-13	LSU Classic	81-79-79	+23	239	74	5
3/25-27	Bryan National	73-74-75	+6	222	3	1
4/1-3	Liz Murphey Classic	78-76-73	+11	227	35	3
4/15-17	ACC Championships	76-74-79	+16	229	15	3
5/5-7	NCAA West Regional	72-77-79	+12	228	37	4
5/18-21	NCAA Championships	80-84-77-72	+25	313	102	5

2011-12

Date	Tournament	1-2-3-4	Par	Tot.	Pl.	UVa Pl.
9/13-15	Fall Preview	74-73-75	+6	222	22	2
10/7-9	Tar Heel Invitational	74-77-74	+9	225	55	3
10/14-16	Stanford Intercollegiate	73-77-70	+7	220	53	3
10/28-30	Landmark Tradition	85-78-77	+24	240	62	3
3/30-4/1	Liz Murphey Collegiate	74-76-73	+7	223	33	4
4/6-8	Bryan National	75-82-79	+20	236	72	4
4/13-15	ACC Championships	77-74-77	+15	228	19	3
5/10-12	NCAA Regional	84-76-84	+28	244	101	5
5/22-25	NCAA Championships	66-75-74-76	+3	291	8	1

2012-13

Date	Tournament	1-2-3-4	Par	Tot.	Pl.	UVa Pl.
9/8-10	Cougar Classic	69-74-77	+4	220	36	2
9/21-23	Mason Rudolph	74-78-74	+10	226	17	3
10/5-7	Fall Preview	77-77-78	+16	232	73	4
10/12-14	Tar Heel Invitational	77-74-73	+8	224	30	3
2/10-12	UCF Challenge	74-75-80	+13	229	59	4
3/8-10	Rucker Intercollegiate	74-79-78	+18	231	45	4
3/15-17	Gator Invitational	68-72-71	+1	211	2	1
3/29-31	Bryan National Coll.	73-72-77	+6	222	23	4
4/19-21	ACC Championships	76-78-76	+17	230	17	3
5/9-11	NCAA Regional	73-76-75	+8	224	51	3

2013-14

Date	Tournament	1-2-3-4	Par	Tot.	Pl.	UVa Pl.
9/9-11	Mo Morial	79-74-78	+15	231	37	5
9/20-22	Mason Rudolph	74-75-75	+8	224	37	1
10/11-13	Tar Heel Invitational	70-73-72	-1	215	8	1
10/25-27	Landfall Tradition	73-76-79	+12	228	27	2



2012-13 SEASON RESULTS

2012-13 TOURNAMENT SUMMARY

Date	Tournament	Rd-1	Rd-2	Rd-3	Rd-4	Total	Finish	Low Player
Sept. 8-10	Cougar Classic	286	290	304		880	11 of 24	Altomare (30th, 216)
Sept. 21-23	Mason Rudolph Championship	300	295	297		892	2 of 15	Altomare & Brightwell (6th, 222)
Oct. 5-7	Liz Murphey Fall Preview	298	302	300		900	12 of 18	Altomare (3rd, 215)
Oct. 12-14	Tar Heel Invitational	286	309	293		888	5 of 18	Altomare (3rd, 214)
Feb. 10-12	UCF Challenge	296	292	291		879	5 of 18	Mao (1st, 212)
March 8-10	Darius Rucker Intercollegiate	301	303	290		894	7 of 18	Mao (9th, 219)
March 15-17	SunTrust Gator Invitational	297	289	291		877	4 of 15	Rosen (2nd, 211)
March 29-31	Bryan National Collegiate	*281	293	295		869	1 of 17	Altomare (2nd, 212)
April 19-21	ACC Championships	300	300	309		909	3 of 9	Altomare (1st, 217)
May 9-11	NCAA East Regional	300	298	296		894	11 of 24	Altomare (15th, 215)

* UVa single-round team scoring record

2012-13 INDIVIDUAL STATISTICS

Player	Events	Rounds	Strokes	Low Avg.	Low Round	54-Hole	Top Finish	Top 10	60s	-Par	Par
Brittany Altomare	10	30	2167	72.23	69	212	1	6	2	11	5
Briana Mao	9	27	2006	74.30	69	212	1	4	2	6	1
Portland Rosen	10	30	2249	74.97	68	211	2	1	1	2	1
Melissa Edmonson	1	3	225	75.00	74	225	63	0	0	0	0
Elizabeth Brightwell	10	30	2282	76.07	68	216	4	2	1	4	1
Lauren Coughlin	2	6	456	76.00	69	220	20	0	1	1	0
Kaira Martin	2	6	467	77.83	76	233	45	0	0	0	0
Alex Hershberger	*3	9	702	78.00	73	231	60	0	0	0	0
Nicole Agnello	5	15	1172	78.23	73	227	50	0	0	0	0

* Completed in one event as a non-scoring individual

Individual Bests for 2012-13

Individual Best Rounds – Gross Score

68	-4	Elizabeth Brightwell	Bryan National	3-29-13
68	-2	Portland Rosen	Gator Invitational	3-15-13
69	-1	Brittany Altomare	Gator Invitational	3-16-13
69	-2	Briana Mao	Rucker Intercollegiate	3-9-13
69	-3	Briana Mao	UCF Challenge	2-11-13
69	-3	Brittany Altomare	Tar Heel Invitational	10-12-12
69	-3	Portland Rosen	Cougar Classic	9-8-12
70	-1	Brittany Altomare	ACC Championships	4-20-13
70	-2	Brittany Altomare	Bryan National	3-30-13
70	-2	Brittany Altomare	Bryan National	3-29-13
70	-2	Briana Mao	Bryan National	3-29-13
70	-2	Brittany Altomare	UCF Challenge	2-12-13
70	-2	Briana Mao	UCF Challenge	2-10-13
70	-2	Brittany Altomare	Tar Heel Invitational	10-14-12
70	-2	Elizabeth Brightwell	Tar Heel Invitational	10-12-12
70	-2	Brittany Altomare	Fall Preview	10-5-12
70	-2	Brittany Altomare	Mason Rudolph	9-22-12
70	-2	Elizabeth Brightwell	Mason Rudolph	9-22-12
70	-2	Elizabeth Brightwell	Cougar Classic	9-9-12

Individual Best Rounds - vs. Par

-4	68	Elizabeth Brightwell	Bryan National	3-29-13
-3	69	Briana Mao	UCF Challenge	2-11-13
-3	69	Brittany Altomare	Tar Heel Invitational	10-12-12
-3	69	Portland Rosen	Cougar Classic	9-8-12
-2	70	Brittany Altomare	Bryan National	3-30-13
-2	70	Brittany Altomare	Bryan National	3-29-13
-2	70	Briana Mao	Bryan National	3-29-13
-2	68	Portland Rosen	Gator Invitational	3-15-13
-2	69	Briana Mao	Rucker Intercollegiate	3-9-13

-2	70	Brittany Altomare	UCF Challenge	2-12-13
-2	70	Briana Mao	UCF Challenge	2-10-13
-2	70	Brittany Altomare	Tar Heel Invitational	10-14-12
-2	70	Elizabeth Brightwell	Tar Heel Invitational	10-12-12
-2	70	Brittany Altomare	Fall Preview	10-5-12
-2	70	Brittany Altomare	Mason Rudolph	9-22-12
-2	70	Elizabeth Brightwell	Mason Rudolph	9-22-12
-2	70	Elizabeth Brightwell	Cougar Classic	9-9-12

Team Bests for 2012-13

Individual Best Tournaments – Gross Score (54 holes)

211	+1	Portland Rosen	Gator Invitational	3-17-13
212	-4	Brittany Altomare	Bryan National	3-31-13
212	-4	Briana Mao	UCF Challenge	2-12-13
213	+3	Brittany Altomare	Gator Invitational	3-17-13
214	-2	Brittany Altomare	Tar Heel Invitational	10-14-12
215	-1	Brittany Altomare	NCAA Regional	3-11-13
215	-1	Brittany Altomare	Fall Preview	10-7-12
216	E	Elizabeth Brightwell	Bryan National	3-31-13
217	+4	Brittany Altomare	ACC Championships	4-21-13
218	+2	Brittany Altomare	UCF Challenge	2-12-13
219	+3	Briana Mao	Bryan National	3-31-13
219	+6	Briana Mao	Rucker Intercollegiate	3-10-13
219	+3	Brittany Altomare	Cougar Classic	9-10-12

Individual Best Tournaments – vs. Par

-4	212	Brittany Altomare	Bryan National	3-31-13
-4	212	Briana Mao	UCF Challenge	2-12-13
-2	214	Brittany Altomare	Tar Heel Invitational	10-14-12
-1	215	Brittany Altomare	NCAA Regional	3-11-13
-1	215	Brittany Altomare	Fall Preview	10-7-12



The Cavaliers with their fourth-place trophy following the 2012 NCAA Championships held in Franklin, Tenn.

E	216	Elizabeth Brightwell	Bryan National	3-31-13
+1	211	Portland Rosen	Gator Invitational	3-17-13
+2	218	Brittany Altomare	UCF Challenge	2-12-13
+3	219	Briana Mao	Bryan National	3-31-13
+3	213	Brittany Altomare	Gator Invitational	3-17-13
+3	219	Brittany Altomare	Cougar Classic	9-10-12

Team Best Rounds – Gross Score

281*	-7	Bryan National	First Round	3-29-13
286	-2	Tar Heel Invitational	First Round	10-12-12
286	-2	Cougar Classic	First Round	9-8-12
289	+9	Gator Invitational	Second Round	3-16-13
290	+6	Rucker Intercollegiate	Third Round	3-10-13
290	+2	Cougar Classic	Second Round	9-9-12
291	+11	Gator Invitational	Third Round	3-17-13
291	+3	UCF Challenge	Third Round	2-12-13
292	+4	UCF Challenge	Second Round	2-11-13
293	+5	Bryan National	Second Round	3-30-13
293	+5	Tar Heel Invitational	Third Round	10-14-12
295	+7	Bryan National	Third Round	3-31-13
295	+7	Mason Rudolph	Second Round	9-22-12

Team Best Rounds – vs. Par

-7	281*	Bryan National	First Round	3-29-13
-2	286	Tar Heel Invitational	First Round	10-12-12
-2	286	Cougar Classic	First Round	9-8-12
+2	290	Cougar Classic	Second Round	9-9-12
+3	291	UCF Challenge	Third Round	2-12-13
+4	292	UCF Challenge	Second Round	2-11-13
+5	293	Bryan National	Second Round	3-30-13
+5	293	Tar Heel Invitational	Third Round	10-14-12
+6	290	Rucker Intercollegiate	Third Round	3-10-13
+7	295	Bryan National	Third Round	3-31-13
+7	295	Mason Rudolph	Second Round	9-22-12
+8	296	UCF Challenge	First Round	2-10-13

* Single-round scoring record

Team Best Tournaments – Gross Score (54 holes)

869	+5	Bryan National	3-31-13
877	+37	Gator Invitational	3-17-13
879	+15	UCF Challenge	2-12-13
880	+16	Cougar Classic	9-10-12
888	+24	Tar Heel Invitational	10-14-12
892	+28	Mason Rudolph	9-23-12

CAVALIER RECORD BOOK

Individual Records

Annual Scoring Leaders

Golfer	Year	Rounds	Strokes	Average
Leah Wigger	2003-04	25	1920	76.80
Leah Wigger	2004-05	34	2520	74.12
Leah Wigger	2005-06	34	2491	73.26
Leah Wigger	2006-07	30	2199	73.30
Lene Krog	2007-08	34	2542	74.77
Whitney Neuhauser	2008-09	31	2276	73.42
Brittany Altomare	2009-10	34	2500	73.53
Brittany Altomare	2010-11	34	2488	73.18
Brittany Altomare	2011-12	33	2429	73.61
Brittany Altomare	2012-13	30	2167	72.23

Low Rounds

Overall	66	Portland Rosen, NCAA Championships, 2011-12
Overall vs. Par	-6	Portland Rosen, NCAA Championships, 2011-12
By a Freshman	68	Brittany Altomare, Bryan National, 2009-10
	68	Joy Kim, NCAA East Regional, 2007-08
By a Freshman vs. Par	-4	Brittany Altomare, Bryan National, 2009-10
	-4	Joy Kim, NCAA East Regional, 2007-08
By a Sophomore	66	Portland Rosen, NCAA Championships, 2011-12
By a Sophomore vs. Par	-6	Portland Rosen, NCAA Championships, 2011-12
By a Junior	67	Brittany Altomare, Stanford Intercol., 2011-12
	67	Whitney Neuhauser, LSU Classic, 2007-08
By a Junior vs. Par	-5	Whitney Neuhauser, LSU Classic, 2007-08
By a Senior	67	Calle Nielson, Tar Heel Invitational, 2010-11
By a Senior vs. Par	-5	Calle Nielson, Tar Heel Invitational, 2010-11
In a First Round	66	Portland Rosen, NCAA Championships, 2011-12
In a Second Round	67	Whitney Neuhauser, Bryan National, 2008-09
	67	Leah Wigger, NCAA East Regional, 2004-05
In a Third Round	67	Calle Nielson, Tar Heel Invitational, 2010-11
In a Fourth Round	69	Leah Wigger, NCAA Champ., 2004-05
In the NCAA Tourney	66	Portland Rosen, NCAA Championships, 2011-12
vs. Par	-6	Portland Rosen, NCAA Championships, 2011-12
In the ACC Tourney	68	Whitney Neuhauser, ACC Champ., 2008-09
	68	Rachel Smith, ACC Championships, 2006-07
vs. Par	-4	Rachel Smith, ACC Championships, 2006-07

Low Tournaments

Overall (72 holes)	287	Leah Wigger, NCAA Champ., 2004-05
vs. Par (72 holes)	+2	Brittany Altomare, NCAA Champ., 2010-11
Overall (54 holes)	208	Whitney Neuhauser, Cougar Classic, 2008-09
vs. Par (54 holes)	-8	Whitney Neuhauser, Cougar Classic, 2008-09
Overall (36 holes)	139	Calle Nielson, NGCA Match Play, 2008-09
vs. Par (36 holes)	-5	Calle Nielson, NGCA Match Play, 2008-09
By a Freshman	212	Brittany Altomare, ACC Champ., 2009-10
By a Freshman vs. Par	-2	Brittany Altomare, Bryan National, 2009-10
By a Sophomore	209	Calle Nielson, LSU Classic, 2008-09
vs. Par	-7	Calle Nielson, LSU Classic, 2008-09
By a Junior	208	Whitney Neuhauser, Cougar Classic, 2008-09
vs. Par	-8	Whitney Neuhauser, Cougar Classic, 2008-09
By a Senior	211	Calle Nielson, Tar Heel Invitational, 2010-11
vs. Par	-5	Calle Nielson, Tar Heel Invitational, 2010-11
In the NCAA Tourney	287	Leah Wigger, NCAA Champ., 2004-05
vs. Par	+2	Brittany Altomare, NCAA Champ., 2010-11
In the ACC Tourney	216	Calle Nielson, ACC Championships, 2007-08
vs. Par	E	Calle Nielson, ACC Championships, 2007-08

Single Season Bests

Stroke Average		
By a Freshman	73.53	Brittany Altomare, 2009-10
By a Sophomore	73.18	Brittany Altomare, 2010-11
By a Junior	73.26	Leah Wigger, 2005-06
By a Senior	72.23	Brittany Altomare, 2012-13
Tournaments Played	12	Brittany Altomare, 2009-10
	12	Calle Nielson, 2009-10
	12	Nicole Agnello, 2009-10
Rounds Played	34	Numerous Players
Rounds in the 60s	6	Brittany Altomare, 2010-11
	6	Whitney Neuhauser, 2008-09
Rounds Below Par	11	Brittany Altomare, 2012-13
Rds of Par or Better	16	Brittany Altomare, 2012-13
Top-10 Finishes	10	Leah Wigger, 2005-06
Rounds Counted	34 (of 34)	Brittany Altomare, 2009-10
	34 (of 34)	Nicole Agnello, 2009-10
	34 (of 34)	Leah Wigger, 2004-05
Rds Counted by Pct.	1.000	(34 of 34) Brittany Altomare, 2009-10
(min. 25)		(34 of 34) Nicole Agnello, 2009-10
		(34 of 34) Leah Wigger, 2004-05
		(30 of 30) Brittany Altomare, 2012-13
		(30 of 30) Leah Wigger, 2004-05
		(25 of 25) Rachel Smith, 2003-04

Career Bests

Stroke Average	73.13	Brittany Altomare, 2009-13
Tournaments Played	44	Calle Nielson, 2007-2011
	44	Brittany Altomare, 2009-13
Rounds Played	131	Brittany Altomare, 2009-13
Rounds in the 60s	12	Brittany Altomare, 2009-13
Rounds Below Par	38	Brittany Altomare, 2009-13
Rounds of Par or Better	52	Brittany Altomare, 2009-13
Top-10 Finishes	19	Brittany Altomare, 2009-13
Pct. of Rds at Par or Better	.370	Brittany Altomare, 2009-13
Pct. of Rds Under Par	.290	Brittany Altomare, 2009-13
Pct. of Finishes in Top-10	.439	Leah Wigger, 2003-2007
Pct. of Rounds in the 60s.	.091	Brittany Altomare, 2009-13



Portland Rosen is interviewed by the media at the 2012 NCAA Championships after shooting a school record 6-under 66 during the first round of the tournament.

Individual Bests

Tournament Medalists

Year	Name	Tournament	Scores
2003-04	Leah Wigger	vs. Richmond	74
2004-05	Rachel Smith	Cougar Classic	74-70-68-214
2006-07	Leah Wigger	Liz Murphey Classic	72-72-71-215
2008-09	Calle Nielson	LSU Classic	67-71-71-209
2009-10	Calle Nielson	Tri-Match @ Ironwood	72-72-144
2009-10	Calle Nielson	NCAA West Regional	72-71-71-214
2010-11	Brittany Altomare	Golfweek Challenge	69-73-70-212
2010-11	Brittany Altomare*	Landfall Tradition	70-68-75-213
2012-13	Briana Mao	UCF Challenge	70-69-73-212
2012-13	Brittany Altomare	ACC Championship	71-70-76-217

*Co-medalist

All-Time Single Round Scores

No.	Score	Name	Year	Tournament	Rd	vs. Par
1.	66	Portland Rosen	2011-12	NCAA Champ	1	-6
2.	67	Brittany Altomare	2011-12	Stanford Intercol.	1	-4
	67	Calle Nielson	2010-11	Tar Heel Invit.	3	-5
	67	Calle Nielson	2008-09	Bryan National	1	-5
	67	Whitney Neuhauser	2008-09	LSU Classic	2	-5
	67	Calle Nielson	2008-09	LSU Classic	1	-5
	67	Leah Wigger	2004-05	NCAA East Reg.	2	-3
8.	68	Elizabeth Brightwell	2012-13	Bryan National	1	-4
	68	Portland Rosen	2012-13	Gator Invitational	1	-2
	68	Nicole Agnello	2011-12	Fall Preview	2	-4
	68	Joy Kim	2010-11	LSU Classic	3	-4
	68	Brittany Altomare	2010-11	Landfall Tradition	3	-4
	68	Brittany Altomare	2010-11	Tar Heel Invit.	1	-4
	68	Calle Nielson	2010-11	Fall Preview	2	-4
	68	Brittany Altomare	2009-10	Bryan National	3	-4
	68	Calle Nielson	2009-10	Mason Rudolph	2	-4
	68	Whitney Neuhauser	2008-09	ACC Champ.	3	-4
	68	Kristen Simpson	2008-09	LSU Classic	3	-4
	68	Calle Nielson	2008-09	NGCA Champ.	1	-4
	68	Whitney Neuhauser	2008-09	Cougar Classic	3	-4
	68	Whitney Neuhauser	2008-09	Cougar Classic	1	-4
	68	Jennie Arseneault	2008-09	Fall Preview	1	-4
	68	Joy Kim	2007-08	NCAA East Reg.	3	-4
	68	Rachel Smith	2006-07	NCAA East Reg.	3	-4
	68	Rachel Smith	2006-07	ACC Champ.	1	-4
	68	Rachel Smith	2004-05	Cougar Classic	3	-4

All-Time Tournament Scores

No.	Score	Name	Year	Tournament	vs. Par	Scores
1.	208	Whitney Neuhauser	2008-09	Cougar Classic	-8	68-72-68
2.	209	Calle Nielson	2008-09	LSU Classic	-7	67-71-71
3.	210	Brittany Altomare	2010-11	Tar Heel Invit.	-6	68-69-73
	210	Leah Wigger	2004-05	NCAA East Reg.	E	70-67-73
5.	211	Portland Rosen	2012-13	Gator Invitational	+1	68-72-71
	211	Brittany Altomare	2011-12	Stanford Intercol.	-2	67-70-74
	211	Calle Nielson	2010-11	Tar Heel Invit.	-5	71-73-67
	211	Whitney Neuhauser	2008-09	LSU Classic	-5	74-67-70
	211	Whitney Neuhauser	2008-09	The Derby	-5	69-71-71
10.	212	Brittany Altomare	2012-13	Bryan National	-4	70-70-72
	212	Briana Mao	2012-13	UCF Challenge	-4	70-69-73
	212	Brittany Altomare	2010-11	Golfweek Chal.	-4	69-73-70
	212	Brittany Altomare	2009-10	ACC Champ.	-1	72-69-71
	212	Calle Nielson	2009-10	ACC Champ.	-1	70-73-69
	212	Rachel Smith	2004-05	Cougar Classic	-4	74-70-68

Top Freshmen Scoring Averages

(Min. 15 Rounds)

No.	Name	Year	Rds	Strokes	Avg.
1.	Brittany Altomare	2009-10	34	2500	73.53
2.	Briana Mao	2011-12	24	1799	74.96
3.	Calle Nielson	2007-08	30	2252	75.07
4.	Jennie Arseneault	2005-06	18	1359	75.50
5.	Portland Rosen	2010-11	28	2116	75.57
6.	Nicole Agnello	2009-10	34	2571	75.62
7.	Joy Kim	2007-08	25	1894	75.76
8.	Leah Wigger	2003-04	25	1920	76.80
9.	Rachel Smith	2003-04	25	1926	77.04
10.	Lauren Greenlief	2009-10	27	2089	77.37

Tournaments Played

No.	Name	Year	Rds	Tourneys
1.	Brittany Altomare	2009-10	34	12
	Nicole Agnello	2009-10	34	12
	Calle Nielson	2009-10	34	12
4.	Brittany Altomare	2011-12	33	11
	Elizabeth Brightwell	2011-12	32	11
	Brittany Altomare	2010-11	34	11
	Calle Nielson	2010-11	34	11
	Leah Wigger	2004-05	34	11
	Rachel Smith	2004-05	34	11
	Sally Shonk	2004-05	34	11
	Lauren Mielbrecht	2004-05	34	11
	Leah Wigger	2005-06	34	11
	Lene Krog	2007-08	34	11



2013 ACC Champion
Brittany Altomare

Rounds Played

No.	Name	Year	Tourneys	Rds
1.	Brittany Altomare	2010-11	11	34
	Calle Nielson	2010-11	11	34
	Brittany Altomare	2009-10	12	34
	Nicole Agnello	2009-10	12	34
	Calle Nielson	2009-10	12	34
	Leah Wigger	2004-05	11	34
	Rachel Smith	2004-05	11	34
	Sally Shonk	2004-05	11	34
	Lauren Mielbrecht	2004-05	11	34
	Leah Wigger	2005-06	11	34
	Lene Krog	2007-08	11	34

Rounds in the 60s

No.	Name	Year	Rds	60s
1.	Brittany Altomare	2010-11	34	6
	Whitney Neuhauser	2008-09	31	6
3.	Calle Nielson	2008-09	31	4
4.	Calle Nielson	2009-10	34	3
	Leah Wigger	2004-05	34	3
6.	Briana Mao	2012-13	27	2
	Brittany Altomare	2012-13	30	2
	Brittany Altomare	2011-12	33	2
	Brittany Altomare	2009-10	34	2
	Joy Kim	2007-08	25	2
	Rachel Smith	2006-07	30	2

Rounds Under Par

No.	Name	Year	Rds	-Par
1.	Brittany Altomare	2012-13	30	11
2.	Brittany Altomare	2011-12	33	10
3.	Brittany Altomare	2009-10	34	9
	Whitney Neuhauser	2008-09	31	9
5.	Calle Nielson	2008-09	31	8
6.	Briana Mao	2012-13	27	6
7.	Brittany Altomare	2010-11	34	6
	Calle Nielson	2009-10	34	6
	Leah Wigger	2006-07	30	6
10.	Brittany Altomare	2011-12	12	5
	Jennie Arseneault	2008-09	24	5
	Calle Nielson	2007-08	30	5
	Leah Wigger	2004-05	34	5

Rounds of Par or Better

No.	Name	Year	Rds	Par or Better
1.	Brittany Altomare	2012-13	30	16
2.	Calle Nielson	2009-10	34	15
3.	Brittany Altomare	2011-12	33	13
4.	Brittany Altomare	2009-10	34	12
	Leah Wigger	2006-07	30	12
6.	Brittany Altomare	2010-11	34	11
	Whitney Neuhauser	2008-09	31	11
8.	Calle Nielson	2010-11	34	10
9.	Calle Nielson	2008-09	31	9
	Lene Krog	2007-08	34	9

Top-10 Finishes

No.	Name	Year	Tourneys	Finishes
1.	Leah Wigger	2005-06	11	10
2.	Brittany Altomare	2012-13	10	6
3.	Calle Nielson	2008-09	11	6
	Leah Wigger	2006-07	10	6
	Leah Wigger	2004-05	11	6
6.	Brittany Altomare	2011-12	11	5
7.	Jennie Arseneault	2008-09	9	5
8.	Briana Mao	2012-13	9	4
	Brittany Altomare	2010-11	11	4
	Brittany Altomare	2009-10	12	4
	Calle Nielson	2009-10	12	4
	Whitney Neuhauser	2008-09	11	4
	Calle Nielson	2007-08	10	4
	Lauren Mielbrecht	2005-06	10	4

Season Stroke Averages

No.	Name	Year	Rds	Strokes	Avg.
1.	Brittany Altomare	2012-13	30	2167	72.23
2.	Brittany Altomare	2010-11	34	2488	73.18
3.	Leah Wigger	2005-06	34	2491	73.26
4.	Leah Wigger	2006-07	30	2199	73.30
5.	Whitney Neuhauser	2008-09	31	2276	73.42
6.	Calle Nielson	2008-09	31	2279	73.52
7.	Brittany Altomare	2009-10	34	2500	73.53
8.	Brittany Altomare	2010-11	33	2429	73.61
9.	Calle Nielson	2009-10	34	2515	73.97
10.	Jennie Arseneault	2008-09	24	1777	74.04

Individual Bests ACC Championships

All-Time Single Round Scores

No.	Score	Name	Year	Rd	vs. Par
1.	68	Whitney Neuhauser	2008-09	3	-3
	68	Rachel Smith	2006-07	1	-4
3.	69	Brittany Altomare	2009-10	2	-2
	69	Whitney Neuhauser	2008-09	1	-2
	69	Joy Kim	2007-08	1	-3
6.	70	Brittany Altomare	2012-13	2	-1
	70	Calle Nielson	2009-10	3	-2
	70	Calle Nielson	2007-08	2	-2
	70	Calle Nielson	2007-08	1	-2
	70	Leah Wigger	2006-07	2	-2

ACC Championships

All-Time Tournament Scores

No.	Score	Name	Year	vs. Par	Scores
1.	212	Calle Nielson	2009-10	-1	70-73-69
	212	Brittany Altomare	2009-10	-1	72-69-71
3.	216	Calle Nielson	2007-08	E	70-70-76
4.	217	Brittany Altomare	2012-13	+4	71-70-76
5.	217	Leah Wigger	2003-04	+1	71-75-71
6.	219	Joy Kim	2007-08	+3	69-76-74
	219	Leah Wigger	2005-06	+3	76-72-71
	219	Leah Wigger	2006-07	+3	76-70-73
9.	220	Rachel Smith	2006-07	+4	68-75-77

Individual Bests NCAA Regionals

All-Time Single Round Scores

No.	Score	Name	Year	Site	Rd	vs. Par
1.	67	Leah Wigger	2004-05	East	2	-3
2.	68	Joy Kim	2007-08	East	3	-4
	68	Rachel Smith	2006-07	East	3	-4
4.	69	Leah Wigger	2006-07	East	2	-3
	69	Leah Wigger	2005-06	East	3	-3
6.	70	Calle Nielson	2010-11	West	3	-2
	70	Brittany Altomare	2009-10	West	1	-1
8.	70	Leah Wigger	2004-05	East	1	E
9.	71	Brittany Altomare	2012-13	East	2	-1
	71	Brittany Altomare	2011-12	Central	3	-1
	71	Calle Nielson	2009-10	West	3	E
	71	Calle Nielson	2009-10	West	2	E
	71	Whitney Neuhauser	2008-09	East	3	+1
	71	Calle Nielson	2008-09	East	3	+1
	71	Whitney Neuhauser	2008-09	East	1	+1
	71	Sally Shonk	2006-07	East	2	-1
	71	Leah Wigger	2006-07	East	1	-1
	71	Rachel Smith	2005-06	East	1	-1

All-Time Tournament Scores

No.	Score	Name	Year	Site	vs. Par	Scores
1.	210	Leah Wigger	2004-05	East	E	70-67-73
2.	213	Leah Wigger	2006-07	East	-3	71-69-73
3.	214	Calle Nielson	2009-10	West	+1	72-71-71
	214	Rachel Smith	2006-07	East	-2	72-74-68
5.	215	Brittany Altomare	2012-13	East	-1	72-71-72
6.	215	Leah Wigger	2005-06	East	-1	74-72-69
7.	216	Calle Nielson	2010-11	West	E	72-74-70
	216	Whitney Neuhauser	2008-09	East	+6	71-74-71
9.	217	Calle Nielson	2008-09	East	+7	72-74-71
	217	Rachel Smith	2005-06	East	+1	71-72-74

Individual Bests NCAA Championships

All-Time Single Round Scores

No.	Score	Name	Year	Round	vs. Par
1.	66	Portland Rosen	2011-12	1	-6
2.	69	Brittany Altomare	2010-11	1	-3
	69	Leah Wigger	2004-05	4	-2
4.	70	Brittany Altomare	2009-10	4	-2
	70	Nicole Agnello	2009-10	2	-2
	70	Brittany Altomare	2009-10	1	-2
	70	Lene Krog	2007-08	1	-2
8.	71	Brittany Altomare	2011-12	4	-1
	71	Brittany Altomare	2011-12	1	-1
	71	Calle Nielson	2010-11	1	-1
	71	Calle Nielson	2008-09	3	-1
	71	Jennie Arseneault	2007-08	1	-1

All-Time Tournament Scores

No.	Score	Name	Year	vs. Par	Scores
1.	287	Leah Wigger	2004-05	+3	73-72-73-69
2.	289	Brittany Altomare	2009-10	+1	70-75-74-70
3.	290	Brittany Altomare	2010-11	+2	69-75-72-74
4.	291	Portland Rosen	2011-12	+3	66-75-74-76
5.	294	Calle Nielson	2008-09	+6	75-76-71-72
6.	295	Brittany Altomare	2011-12	+7	71-73-80-71
7.	296	Lauren Mielbrecht	2004-05	+12	76-74-73-73
8.	297	Calle Nielson	2010-11	+9	71-73-76-77
	297	Nicole Agnello	2009-10	+9	74-70-78-75
	297	Briana Mao	2011-12	+9	77-75-72-73

Career Records

Tournaments Played

No.	Name	Years	Tournaments
1.	Brittany Altomare	2009-2013	44
	Calle Nielson	2007-2011	44
3.	Leah Wigger	2003-2007	41
4.	Rachel Smith	2003-2007	40
5.	Whitney Neuhauser	2006-2010	36
6.	Nicole Agnello	2009-2013	33
7.	Joy Kim	2007-2011	31
8.	Julie Arseneault	2005-2009	30
9.	Portland Rosen	2010-present	28
	Sally Shonk	2003-2007	28
	Lindsay Robinson	2003-2007	28

Rounds Played

No.	Name	Years	Rounds
1.	Brittany Altomare	2009-2013	131
2.	Calle Nielson	2007-2011	129
3.	Leah Wigger	2003-2007	123
4.	Rachel Smith	2003-2007	119
5.	Whitney Neuhauser	2006-2010	104
6.	Nicole Agnello	2009-2013	97
7.	Joy Kim	2007-2011	92
8.	Julie Arseneault	2005-2009	91
	Portland Rosen	2010-present	86
10.	Sally Shonk	2003-2007	79
	Lindsay Robinson	2003-2007	79

Rounds in the 60s

No.	Name	Years	Rds	60s
1.	Brittany Altomare	2009-2013	131	12
2.	Calle Nielson	2007-2011	129	10
3.	Whitney Neuhauser	2006-2010	104	6
4.	Portland Rosen	2010-present	86	3
	Joy Kim	2007-2011	92	3
6.	Briana Mao	2011-present	51	2
	Nicole Agnello	2009-2013	97	2
	Rachel Smith	2003-2007	119	2
	Leah Wigger	2003-2007	123	2

Rounds Under Par

No.	Name	Years	Rds	-Par
1.	Brittany Altomare	2009-2013	131	38
2.	Calle Nielson	2007-2011	129	27
3.	Jennie Arseneault	2005-09	91	11
4.	Whitney Neuhauser	2006-2010	104	10
	Leah Wigger	2003-2007	123	10
6.	Briana Mao	2011-present	51	6
	Lene Krog	2007-2009	60	6
8.	Portland Rosen	2010-present	86	5
	Nicole Agnello	2009-2013	97	5
	Rachel Smith	2003-2007	119	5

Rounds of Par or Better

No.	Name	Years	Rds	Par or Better
1.	Brittany Altomare	2009-2013	131	52
	Calle Nielson	2007-2011	129	42
3.	Leah Wigger	2003-2007	123	23
4.	Jennie Arseneault	2005-2009	91	19
5.	Whitney Neuhauser	2006-2010	104	16
6.	Lene Krog	2007-2009	60	12
7.	Rachel Smith	2003-2007	119	11
8.	Nicole Agnello	2009-present	77	9
	Joy Kim	2007-2011	92	9
	Portland Rosen	2010-present	68	9

Top-10 Finishes

No.	Name	Years	Tourneys	Finishes
1.	Brittany Altomare	2009-2013	44	19
2.	Leah Wigger	2003-2007	41	18
3.	Calle Nielson	2007-2011	44	17
	Jennie Arseneault	2005-2009	30	10
5.	Whitney Neuhauser	2006-2010	36	6
6.	Briana Mao	2011-present	17	5
7.	Lauren Mielbrecht	2004-2007	24	4
	Portland Rosen	2010-present	28	3
7.	Joy Kim	2007-2011	31	3
	Lene Krog	2007-2009	20	3
	Rachel Smith	2003-2007	40	3

Career Stroke Average

(Min. 40 rounds)

No.	Name	Years	Rds	Strokes	Avg.
1.	Brittany Altomare	2009-2013	131	9580	73.13
2.	Lene Krog	2007-2009	60	4491	74.85
3.	Calle Nielson	2007-2011	129	9574	74.22
4.	Leah Wigger	2003-2007	123	9130	74.22
5.	Briana Mao	2011-present	51	3805	74.61
6.	Jennie Arseneault	2005-2009	91	6852	75.30
7.	Portland Rosen	2010-present	86	6491	75.48
8.	Elizabeth Brightwell	2010-present	68	5183	76.22
9.	Nicole Agnello	2009-2013	97	7405	76.34
10.	Joy Kim	2007-2011	92	7056	76.70

Pct. of Rounds of Par or Better

(Min. 15 total)

No.	Name	Years	Rds	Total	Pct.
1.	Brittany Altomare	2009-2013	131	52	.397
2.	Calle Nielson	2007-2011	129	42	.326
3.	Jennie Arseneault	2005-2009	91	19	.209
4.	Leah Wigger	2003-2007	123	23	.187
5.	Whitney Neuhauser	2006-2010	104	16	.154

Pct. of Rounds Under Par

(Min. of 10 rounds under par)

No.	Name	Years	Rds	Total	Pct.
1.	Brittany Altomare	2009-2013	131	38	.288
2.	Calle Nielson	2007-2011	129	27	.209
3.	Jennie Arseneault	2005-09	91	11	.121
4.	Briana Mao	2011-present	51	6	.118
5.	Leah Wigger	2003-2007	123	10	.081
6.	Whitney Neuhauser	2006-2010	104	10	.066

Annual Leaders

Rounds

Year	Player	No.
2003-04	Leah Wigger	25
	Sally Shonk	25
	Lindsay Robinson	25
	Rachel Smith	25
2004-05	Leah Wigger	34
	Sally Shonk	34
	Lauren Mielbrecht	34
	Rachel Smith	34
2005-06	Leah Wigger	34
2006-07	Leah Wigger	30
	Rachel Smith	30
2007-08	Lene Krog	34
2008-09	Whitney Neuhauser	31
	Calle Nielson	31
2009-10	Brittany Altomare	34
	Calle Nielson	34
	Nicole Agnello	34
2010-11	Brittany Altomare	34
	Calle Nielson	34
2011-12	Brittany Altomare	33
2012-13	Brittany Altomare	30
	Portland Rosen	30
	Elizabeth Brightwell	30

Stroke Average

Year	Player	Avg.
2003-04	Leah Wigger	76.80
2004-05	Leah Wigger	74.12
2005-06	Leah Wigger	73.26
2006-07	Leah Wigger	73.30
2007-08	Lene Krog	74.77
2008-09	Whitney Neuhauser	73.42
2009-10	Brittany Altomare	73.53
2010-11	Brittany Altomare	73.18
2011-12	Brittany Altomare	73.61
2012-13	Brittany Altomare	72.23

Rounds in the 60s


Year	Player	No.
2003-04	None	
2004-05	Leah Wigger	3
2005-06	Leah Wigger	1
2006-07	Rachel Smith	2
2007-08	Joy Kim	2
2008-09	Whitney Neuhauser	6
2009-10	Calle Nielson	3
2010-11	Brittany Altomare	6
2011-12	Brittany Altomare	2
2012-13	Brittany Altomare	2
	Briana Mao	2

Rounds of Par or Better

Year	Player	No.
2003-04	Leah Wigger	3
2004-05	Leah Wigger	8
2005-06	Leah Wigger	7
2006-07	Leah Wigger	12
2007-08	Lene Krog	9
2008-09	Whitney Neuhauser	11
2009-10	Calle Nielson	15
2010-11	Brittany Altomare	11
2011-12	Brittany Altomare	13
2012-13	Brittany Altomare	16

Top-10 Finishes

Year	Player	No.
2003-04	Leah Wigger	2
	Rachel Smith	2
2004-05	Leah Wigger	6
2005-06	Leah Wigger	10
2006-07	Leah Wigger	6
2007-08	Calle Nielson	4
2008-09	Calle Nielson	6
2009-10	Brittany Altomare	4
	Calle Nielson	4
2010-11	Brittany Altomare	4
2011-12	Brittany Altomare	5
2012-13	Brittany Altomare	6



Lene Krog

All-Time Career Statistics

(listed alphabetically)

Player	Events	Rds	Strokes	Avg.	Low Rd	Low-54 Hole	Top Finish	Top 10	60s	-Par	Par
Nicole Agnello (2009-2013)	33	97	7405	76.34	68	218	6	2	2	5	4
Brittany Altomare (2009-2013)	44	131	9580	73.13	67	210	1	19	12	38	14
Jennie Arseneault (2005-09)	30	91	6852	75.30	68	217	5	10	1	11	8
Elizabeth Brighwell (2010-present)	23	68	5183	76.22	68	216	4	2	2	4	4
Eleana Collins (2009-11)	9	25	1924	76.96	71	225	19	0	0	1	1
Lauren Coughlin (2012-present)	2	6	456	76.00	69	220	20	0	1	1	0
Michele Graham (2004-05)	1	1	89	89.00	89	na	12	0	0	0	0
Melissa Edmondson (2010-2012)	2	6	464	77.33	74	225	63	0	0	0	0
Lauren Greenlief (2009-2012)	21	63	4879	77.44	70	221	9	1	0	3	6
Alex Hershberger (2012-present)	3	9	702	78.00	73	231	60	0	0	0	0
Joy Kim (2007-11)	31	92	7056	76.70	68	218	6	3	3	4	5
Lene Krog (2007-09)	20	60	4491	74.85	70	215	4	3	0	6	6
Briana Mao (2011-present)	17	51	3805	74.61	69	212	1	5	2	6	5
Kaira Martin (2011-present)	5	15	1180	78.67	74	226	45	0	0	0	0
Ashley Mayo (2003-07)	9	25	2085	83.40	79	243	22	0	0	0	0
Kira Mayo (2003-07)	9	24	2038	84.92	79	242	34	0	0	0	0
Lauren Mielbrecht (2004-07)	24	73	5615	76.92	70	218	6	4	0	3	2
Whitney Neuhauser (2006-10)	36	104	7992	76.85	67	208	2	6	6	10	6
Calle Nielson (2007-11)	44	129	9574	74.22	67	209	1	17	10	27	15
Lindsay Robinson (2003-07)	28	79	6303	79.78	71	226	8	1	0	1	0
Portland Rosen (2010-present)	28	86	6491	75.48	66	211	2	3	3	5	6
Sally Shonk (2003-07)	28	79	6173	78.14	71	225	6	1	0	1	1
Kristin Simpson (2005-09)	24	66	5121	77.59	68	222	19	2	1	2	0
Rachel Smith (2003-07)	40	119	9136	76.77	68	214	5	3	2	5	6
Carly Truitt (2005-10)	21	62	4801	77.44	74	222	6	1	0	2	0
Leah Wigger (2003-07)	41	123	9130	74.22	67	213	1	18	2	10	13

COACH		KIM LEWELLEN BRIAN BAILIE		SCHOOL	VIRGINIA				NCAA GOLF 2012 Franklin Tn			
PLAYER		1st ROUND		2nd ROUND		TOTAL	3rd ROUND		TOTAL	4th ROUND		TOTAL
ALTOMARE BRITTANY		37 34	71	36 37	73	144	38 42	80	224	34 37	71	295
MAO BRIANA		40 37	77	39 36	75	152	34 38	72	224	37 36	73	297
BRIGHTWELL ELIZABETH		DQ		36 38	74	-	35 40	75	-	37 35	72	-
GREENLIEF LAUREN		38 36	74	33 39	72	146	40 42	82	228	37 44	81	309
ROSEN PORTLAND		29 37	66	38 37	75	141	38 36	74	215	37 39	76	291
TEAM TOTAL		288		294	582	301	83	292	175			

All-Time ACC Tournament Statistics

(listed alphabetically)

Player	Events	Rds	Strokes	Avg.	Low Rd	Low-54 Hole	Top Finish	Top 10	60s	-Par	Par
Nicole Agnello (2009-2013)	3	9	690	76.67	71	224	10	1	0	0	1
Brittany Altomare (2009-2013)	4	12	880	73.33	69	212	1	3	1	2	2
Jennie Arseneault (2005-09)	3	9	700	77.78	71	222	9	1	0	1	0
Elizabeth Brightwell (2012-present)	2	6	464	77.33	73	225	12	0	0	0	0
Eleana Collins (2009-11)	1	3	232	77.33	77	232	21	0	0	0	0
Lauren Greenlief (2009-present)	2	6	459	76.50	71	225	12	0	0	0	1
Joy Kim (2007-11)	1	3	219	73.00	69	219	6	1	1	1	0
Lene Krog (2007-09)	2	6	455	75.83	70	223	13	0	0	1	0
Briana Mao (2012-present)	2	6	449	74.83	72	224	9	1	0	0	0
Kira Mayo (2003-07)	1	3	252	84.00	83	252	34	0	0	0	0
Lauren Mielbrecht (2004-07)	2	6	471	78.50	74	231	15	0	0	0	0
Whitney Neuhauser (2006-10)	4	12	945	78.75	68	225	15	0	1	1	0
Calle Nielson (2007-11)	4	12	882	73.50	69	212	2	3	2	5	0
Lindsay Robinson (2003-07)	2	6	476	79.33	77	232	27	0	0	0	0
Portland Rosen (2010-present)	3	9	687	76.33	74	228	15	0	0	0	0
Sally Shonk (2003-07)	3	9	709	78.78	71	228	19	0	0	1	0
Kristen Simpson (2005-09)	1	3	229	76.33	74	229	21	0	0	0	0
Rachel Smith (2003-07)	4	12	906	75.50	68	214	11	0	1	0	1
Carly Truitt (2005-10)	2	6	456	76.00	71	228	13	0	0	1	0
Leah Wigger (2003-07)	4	12	882	73.50	69	213	2	1	1	3	3

All-Time NCAA Championship Statistics

(listed alphabetically)

Player	Events	Rds	Strokes	Avg.	Low Rd	Low-54 Hole	Top Finish	Top 10	60s	-Par	Par
Nicole Agnello (2009-present)	2	8	596	74.50	70	297	37	0	0	1	0
Brittany Altomare (2009-present)	3	12	874	72.83	69	289	12	0	1	5	1
Jennie Arseneault (2005-09)	1	4	300	75.00	71	300	34	0	0	1	0
Elizabeth Brightwell (2012-present)#	1	3	221	73.67	72	na	na	0	0	0	1
Lauren Greenlief (2009-2012)	2	8	615	76.88	72	306	99	0	0	0	1
Joy Kim (2007-11)	4	16	1232	77.00	72	300	61	0	0	0	1
Lene Krog (2007-09)	2	8	604	75.50	70	299	28	0	0	1	0
Briana Mao (2012-present)	1	4	297	74.25	27	297	38	0	0	0	1
Lauren Mielbrecht (2004-07)	1	4	296	74.00	73	296	16	0	0	0	0
Whitney Neuhauser (2006-10)	2	8	624	78.00	75	307	54	0	0	0	0
Calle Nielson (2007-11)	4	16	1203	75.19	71	294	6	1	0	2	1
Lindsay Robinson (2003-07)	1	4	326	81.50	78	326	126	0	0	0	0
Portland Rosen (2010-present)	2	8	604	75.50	66	291	8	1	1	1	1
Sally Shonk (2003-07)	1	4	315	78.75	75	315	114	0	0	0	0
Kristen Simpson (2005-09)	1	4	311	77.75	76	311	70	0	0	0	0
Rachel Smith (2003-07)	1	4	304	76.00	72	304	68	0	0	0	0
Leah Wigger* (2003-07)	2	8	581	72.63	69	287	2	2	1	1	2

* Competed once as an individual

One round not included due to disqualification



Virginia claimed its first tournament championship in October of 2006 by finishing first at the Landfall Tradition. The Cavalier lineup included Jennie Arseneault, Leah Wigger, Lauren Mielbrecht, Rachel Smith and Whitney Neuhauser.

Team Records

Tournament Championships

Date	Tournament	Site	Par	Yards	Teams	Score	Victory Margin
9-7-03	vs. Richmond	Charlottesville, Va.	72	6155	2	302	27
10-29-06	Landfall Tradition	Wilmington, NC	72	6115	12	902	*
3-15-09	LSU Classic	Baton Rouge, LA	72	6424	18	856	6
4-10-10	Tri-Match @ Ironwood	Greenville, NC	72	6325	3	582	16
9-28-10	Golfweek Challenge	Vail, CO	72	6247	18	877	6
3-31-13	Bryan National Collegiate	Browns Summit, NC	72	6386	17	869	4

* Won tiebreaker with Michigan State, no playoff

Team Scoring

Overall

Lowest 54-Hole Tournament Score

No.	Score	Par	Place	Year	Tournament
1.	856	-8	1 of 18	2008-09	LSU Classic
2.	862	-2	4 of 18	2010-11	Tar Heel Invitational
3.	869	+5	1 of 17	2012-13	Bryan National Col.
4.	872	+8	2 of 9	2007-08	ACC Championships
5.	873	+9	4 of 18	2011-12	Liz Murphey Collegiate
6.	873	+21	2 of 9	2009-10	ACC Championships
7.	874	+34	4 of 21	2008-09	NCAA East Regional
	874	+10	4 of 22	2008-09	Cougar Classic
	874	+10	9 of 21	2006-07	NCAA East Regional
10.	876	+24	13 of 16	2011-12	Stanford Intercollegiate

Lowest 54-Hole Tournament Score vs. Par

No.	Par	Score	Place	Year	Tournament
1.	-8	856	1 of 18	2008-09	LSU Classic
2.	-2	862	4 of 18	2010-11	Tar Heel Invitational
3.	+5	869	1 of 17	2012-13	Bryan National Col.
4.	+8	872	2 of 9	2007-08	ACC Championships
5.	+9	873	4 of 18	2011-12	Liz Murphey Collegiate
6.	+10	874	4 of 22	2008-09	Cougar Classic
	+10	874	9 of 21	2006-07	NCAA East Regional
8.	+13	877	1 of 18	2010-11	Golfweek Challenge
	+13	877	8 of 18	2010-11	Fall Preview
10.	+16	880	11 of 24	2012-13	Cougar Classic

Best Single-Round Score

No.	Score	Rd	Par	Date	Tournament
1.	281	1st	-7	3-29-13	Bryan National
2.	283	3rd	-5	10-10-10	Tar Heel Invitational
3.	284	3rd	-4	3-15-09	LSU Classic
	284	2nd	-4	11-2-08	NGCA Match Play
	284	1st	-4	4-18-08	ACC Championships
6.	285	3rd	-3	3-13-09	LSU Classic
7.	286	1st	-2	10-12-12	Tar Heel Invitational
	286	1st	-2	9-8-12	Cougar Classic
	286	2nd	-2	9-14-11	Fall Preview
	286	3rd	-2	9-15-10	Fall Preview

Best Single-Round Score vs. Par

No.	Par	Score	Rd	Date	Tournament
1.	-7	281	1st	3-29-13	Bryan National
2.	-5	283	3rd	10-10-10	Tar Heel Invitational
3.	-4	284	3rd	3-15-09	LSU Classic
	-4	284	2nd	11-2-08	NGCA Match Play
	-4	284	1st	4-18-08	ACC Championships
6.	-3	285	3rd	3-13-09	LSU Classic
7.	-2	286	1st	10-12-12	Tar Heel Invitational
	-2	286	1st	9-8-12	Cougar Classic
	-2	286	2nd	9-14-11	Fall Preview
	-2	286	3rd	9-15-10	Fall Preview

ACC Tournament

Lowest 54-Hole Tournament Score

No.	Score	Par	Place	Year	Site
1.	872	+8	2	2008	Daytona Beach, FL
2.	873	+21	2	2010	Greensboro, NC
3.	903	+51	5	2012	Greensboro, NC
4.	903	+51	3	2011	Greensboro, NC
5.	904	+40	2	2006	Pinehurst, NC
6.	907	+55	5	2009	Greensboro, NC
7.	909	+57	3	2013	Greensboro, NC
8.	915	+63	7	2004	Clemmons, NC
9.	920	+56	5	2007	Charlotte, NC
10.	944	+80	3	2005	Charlotte, NC

Lowest 54-Hole Tournament Score vs. Par

No.	Par	Score	Place	Year	Site
1.	+8	872	2	2008	Daytona Beach, FL
2.	+21	873	2	2010	Greensboro, NC
3.	+40	904	2	2006	Pinehurst, NC
4.	+51	903	5	2012	Greensboro, NC
5.	+51	903	3	2011	Greensboro, NC
6.	+55	907	5	2009	Greensboro, NC
7.	+56	920	5	2007	Charlotte, NC
8.	+57	909	3	2013	Greensboro, NC
9.	+63	915	7	2004	Clemmons, N.C.
10.	+80	944	3	2005	Charlotte, NC

Best Single-Round Score

No.	Score	Round	Par	Date	Site
1.	284	1	-4	2008	Greensboro, NC
2.	287	3	-1	2010	Greensboro, NC
3.	288	1	E	2010	Greensboro, NC
4.	293	3	+5	2008	Greensboro, NC
5.	295	1	+7	2011	Greensboro, NC
	295	1	+11	2009	Greensboro, NC
	295	2	+7	2008	Greensboro, NC
8.	296	3	+8	2006	Pinehurst, NC
9.	297	1	+9	2007	Charlotte, NC
10.	298	2	+10	2010	Greensboro, NC

FINAL NATIONAL RANKINGS

Team Top Individuals

2004

GolfWeek/Sagarin.....No. 61

2005

GolfWeek/Sagarin.....No. 28.....No. 19, Leah Wigger

GolfStat.....No. 22

2006

GolfWeek/Sagarin.....No. 19.....No. 19, Leah Wigger

Golfstat.....No. 16

2007

GolfWeek/Sagarin.....No. 20.....No. 14, Leah Wigger

Golfstat.....No. 21

2008

GolfWeek/Sagarin.....No. 17

Golfstat.....No. 16

2009

GolfWeek/Sagarin.....No. 6.....No. 27, Whitney Neuhauser

Golfstat.....No. 4.....No. 23, Calle Nielson

2010

GolfWeek/Sagarin.....No. 11.....No. 27, Brittany Altomare

No. 38, Calle Nielson

Golfstat.....No. 13.....No. 25, Brittany Altomare

2011

Golfweek/Sagarin.....No. 7.....No. 15, Brittany Altomare

Golfstat.....No. 5.....No. 18, Brittany Altomare

2012

Golfweek/Sagarin.....NR.....No. 28, Brittany Altomare

Golfstat.....No. 21.....No. 43, Brittany Altomare

2013

Golfweek/Sagarin.....13.....No. 15, Brittany Altomare

Golfstat.....12.....No. 13, Brittany Altomare

Best Single-Round Score vs. Par

No.	Par	Round	Score	Date	Site
1.	-4	1	284	2008	Greensboro, NC
2.	-1	3	287	2010	Greensboro, NC
3.	E	1	288	2010	Greensboro, NC
4.	+5	3	293	2008	Greensboro, NC
5.	+7	1	295	2011	Greensboro, NC
	+7	2	295	2008	Greensboro, NC
7.	+8	3	296	2006	Pinehurst, NC
8.	+9	1	297	2007	Charlotte, NC
9.	+10	2	298	2010	Greensboro, NC
10.	+11	1	295	2009	Greensboro, NC

NCAA Regional

Lowest 54-Hole Tournament Score

No.	Score	Par	Place	Year	Site
1.	874	+34	4 of 21	2009	East-Gainesville, FL
	874	+10	t9 of 21	2007	East-Baton Rouge, LA
3.	881	+41	5 of 21	2005	East-Gainesville, FL
4.	887	+23	3 of 24	2011	West-Auburn, WA
	887	+23	t8 of 21	2006	East-Greensboro, NC
6.	894	+30	10 of 24	2013	East-Auburn, AL
	894	+42	5 of 24	2010	West-Stanford, CA
8.	898	+34	5 of 21	2008	East-Athens, GA
9.	905	+41	4 of 24	2012	Cent.-Columbus, OH

Lowest 54-Hole Tournament Score vs. Par

No.	Par	Score	Place	Year	Site
1.	+10	874	t9 of 21	2007	East-Baton Rouge, LA
2.	+23	887	3 of 24	2011	West-Auburn, WA
	+23	887	t8 of 21	2006	East-Greensboro, NC
4.	+30	894	10 of 24	2013	East-Auburn, AL
5.	+34	874	4 of 21	2009	East-Gainesville, FL
	+34	898	5 of 21	2008	East-Athens, GA
7.	+41	905	4 of 24	2012	Cent.-Columbus, OH
8.	+41	881	5 of 21	2005	East-Gainesville, FL
9.	+42	894	5 of 24	2010	West-Stanford, CA

Best Single-Round Score

No.	Score	Round	Par	Date	Site
1.	287	3rd	+7	5-9-09	East-Gainesville, FL
2.	288	2nd	E	5-11-07	East-Baton Rouge, LA
3.	290	1st	+2	5-5-11	West-Auburn, WA
	290	1st	+10	5-7-09	East-Gainesville, FL
5.	291	1st	+7	5-6-10	West-Stanford, CA
	291	3rd	+3	5-12-07	East-Baton Rouge, LA
	291	3rd	+13	5-13-06	East-Greensboro, NC
8.	292	3rd	+4	5-10-08	East-Gainesville, FL
	292	3rd	+12	5-7-05	East-Gainesville, FL
	292	1st	+12	5-5-05	East-Gainesville, FL

Best Single-Round Score vs. Par

No.	Par	Round	Score	Date	Site
1.	E	288	2nd	5-11-07	East-Baton Rouge, LA
2.	+2	290	1st	5-5-11	West-Auburn, WA
3.	+3	291	3rd	5-12-07	East-Baton Rouge, LA
4.	+4	292	3rd	5-10-08	East-Gainesville, FL
5.	+7	291	1st	5-6-10	West-Stanford, CA
	+7	287	3rd	5-9-09	East-Gainesville, FL
	+7	295	1st	5-10-07	East-Baton Rouge, LA
8.	+8	296	2nd	5-12-12	Cent.-Columbus, OH
	+8	296	3rd	5-7-11	West-Auburn, WA
	+8	296	1st	5-8-08	East-Gainesville, FL

NCAA Championships

Lowest 72-Hole Tournament Score

No.	Score	Par	Place	Year	Site
1.	1175	+23	4 of 24	2012	Franklin, TN
2.	1184	+32	13 of 23	2010	Wilmington, NC
3.	1186	+34	4 of 24	2011	Bryan, TX
4.	1200	+64	13 of 24	2005	Sunriver, OR
5.	1212	+60	8 of 24	2009	Owings Mills, MD
6.	1215	+63	12 of 24	2008	Albuquerque, NM

Lowest 72-Hole Tournament Score vs. Par

No.	Par	Score	Place	Year	Site
1.	+23	1175	4 of 24	2012	Franklin, TN
2.	+32	1184	13 of 23	2010	Wilmington, NC
3.	+34	1186	4 of 24	2011	Bryan, TX
4.	+60	1212	8 of 24	2009	Owings Mills, MD
5.	+63	1215	12 of 24	2008	Albuquerque, NM
6.	+64	1200	13 of 24	2005	Sunriver, OR

Best Single-Round Score

No.	Score	Round	Par	Date	Site
1.	288	1st	E	2012	Franklin, TN
2.	291	1st	+3	2011	Bryan, TX
	291	2nd	+3	2010	Wilmington, NC
4.	292	4th	+4	2012	Franklin, TN
	292	4th	+4	2010	Wilmington, NC
6.	293	4th	+9	2005	Sunriver, OR
7.	294	2nd	+6	2012	Franklin, TN
	294	1st	+6	2010	Wilmington, NC
9.	295	3rd	+11	2005	Sunriver, OR
10.	296	4th	+8	2011	Bryan, TX
	296	1st	+8	2008	Albuquerque, NM

Best Single-Round Score vs. Par

No.	Par	Score	Round	Date	Site
1.	E	288	1st	2012	Franklin, TN
2.	+3	291	1st	2011	Bryan, TX
	+3	291	2nd	2010	Wilmington, NC
4.	+4	292	4th	2012	Franklin, TN
	+4	292	4th	2010	Wilmington, NC
6.	+6	294	2nd	2012	Franklin, TN
	+6	294	1st	2010	Wilmington, NC
8.	+8	296	4th	2011	Bryan, TX
	+8	296	1st	2008	Albuquerque, NM
10.	+9	293	4th	2005	Sunriver, OR

ACC CHAMPIONSHIP HISTORY

2004

Salem Glen Golf & CC - Clemmons, N.C.

Par-71, 6,348 yards

1. Duke	279-286-273-838
2. Wake Forest	290-292-275-857
3. North Carolina	285-294-282-861
4. NC State	303-293-288-884
5. Florida State	293-300-294-887
6. Maryland	306-308-290-904
7. Virginia	307-304-304-915

Individual Champion

1. Brittany Lang, Duke	67-69-68-204
------------------------	--------------

Virginia Results

11. Leah Wigger	71-75-71-217
24. Rachel Smith	75-75-77-227
30. Lindsey Robinson	78-77-77-232
33. Sally Shonk	85-77-79-241
34. Kira Mayo	83-85-84-252

2005

Carmel CC - Charlotte, NC

Par-72, 6,318 yards

1. Duke	303-291-292-886
2. Wake Forest	323-316-305-933
3. Virginia	320-311-313-944
3. NC State	323-310-311-944
5. Miami	319-322-305-946
6. Florida State	329-314-306-949
7. North Carolina	326-327-310-963
8. Maryland	337-322-330-989

Individual Champion

1. Brittany Lang, Duke	75-74-70-219
------------------------	--------------

Virginia Results

12. Leah Wigger	76-80-77-233
17. Rachel Smith	85-76-77-238
19. Sally Shonk	83-77-80-240
20. Lauren Mielbrecht	80-78-83-241
27. Lindsey Robinson	81-84-79-244

2006

Pinehurst No. 8 - Pinehurst, NC

Par 72, 6,293 yards

1. Duke	294-297-294-885
2. Virginia	308-300-296-904
3. Wake Forest	314-302-298-914
4. Maryland	308-304-305-917
5. Florida State	302-307-309-918
6. NC State	302-312-306-920
7. North Carolina	315-306-307-928
8. Miami	316-310-307-933
9. Boston College	330-323-314-967

Individual Champion

1. Amanada Blumenherst, DU	69-71-72-212
----------------------------	--------------

Virginia Results

2. Leah Wigger	76-72-71-219
11. Rachel Smith	75-77-75-227
13. Carly Truitt	78-74-76-228
15. Lauren Mielbrecht	80-77-74-231
26. Jennie Arseneault	79-77-79-235

2007

Carmel Country Club - Charlotte, NC

Par 72, 6,293 yards

1. Duke	287-284-302-873
2. Wake Forest	297-296-315-908
3. Florida State	290-302-321-913
4. North Carolina	300-306-311-917
5. Virginia	297-303-320-920
6. Maryland	312-308-311-931
7. NC State	306-313-328-947
8. Miami	325-315-324-964
9. Boston College	344-330-327-1001

Individual Champion

1. Amanda Blumenherst, DU	70-68-74-212
---------------------------	--------------

Virginia Results

4. Leah Wigger	76-70-73-219
5. Rachel Smith	68-75-77-220
30. Whitney Neuhauser	77-78-85-240
32. Kristen Simpson	76-80-85-241
-- Jennie Arseneault	82-WD-

2008

LPGA International - Daytona Beach, FL

Par-72, 6,315 yards

1. Duke	294-285-292-871
2. Virginia	284-295-293-872
3. Florida State	296-293-291-880
4. Wake Forest	299-297-298-894
5. North Carolina	304-302-298-904
6. NC State	299-315-301-915
7. Maryland	307-306-309-922
8. Miami	300-315-318-933
9. Boston College	321-322-320-963

Individual Champion

1. Amanda Blumenherst, DU	73-68-71-212
---------------------------	--------------

Virginia Results

3. Calle Nielson	70-70-76-216
6. Joy Kim	69-76-74-219
9. Jennie Arseneault	71-74-77-222
13. Lene Krog	78-75-70-223
24. Whitney Neuhauser	74-83-73-230

2009

Sedgefield Country Club - Greensboro, NC

Par-71, 6,355 yards

1. Wake Forest	286-296-287-869
2. North Carolina	300-306-287-893
3. Duke	309-290-295-894
4. NC State	302-298-296-896
5. Virginia	295-310-302-907
6. Florida State	317-314-302-933
7. Maryland	317-318-306-941
8. Boston College	334-328-316-981
9. Miami	339-326-326-988

Individual Champion

1. Natalie Sheary, WFU*	66-74-74-214
1. Amanda Blumenherst, DU	73-68-73-214

* Won playoff

Virginia Results

7. Calle Nielson	69-75-77-221
15. Whitney Neuhauser	78-79-68-225
21. Kristen Simpson	74-76-79-229
22. Lene Krog	74-80-78-232
32. Jennie Arseneault	78-82-83-243

2010

Sedgefield Country Club - Greensboro, NC

Par-71, 6,355 yards

1. Wake Forest	286-285-298-869
2. Virginia	288-298-287-873
3. Duke	288-298-288-874
4. Florida State	301-298-302-901
5. North Carolina	302-291-313-906
6. Maryland	299-305-311-915
7. NC State	301-304-322-927
8. Miami	318-324-323-965
9. Boston College	324-323-340-987

Individual Champion

1. Michelle Shin, WFU	70-70-71-211
-----------------------	--------------

Virginia Results

2. Brittany Altomare	72-69-71-212
2. Calle Nielson	70-73-69-212
11. Nicole Agnello	71-77-76-224
12. Lauren Greenlief	78-79-71-225
44. Whitney Neuhauser	94-85-76-255

2011

Sedgefield Country Club - Greensboro, NC

Par-71, 6,185 yards

1. North Carolina	289-286-300-875
2. Duke	297-302-300-899
3. Virginia	295-304-304-903
4. Wake Forest	296-310-298-904
5. Florida State	295-307-309-911
6. Maryland	298-309-323-930
7. NC State	311-303-323-937
8. Miami	302-327-309-938
9. Boston College	314-322-331-967

Individual Champion

1. Cheyenne Woods, WFU	70-70-68-208
------------------------	--------------

Virginia Results

7. Brittany Altomare	73-77-72-222
10. Nicole Agnello	72-76-76-224
15. Portland Rosen	76-74-79-229
21. Eleana Collins	78-77-77-232
26. Calle Nielson	74-79-80-233

2012

Sedgefield Country Club - Greensboro, NC

Par-71, 6,185 yards

1. Duke	280-303-292-875
2. North Carolina	290-302-293-885
3. Florida State	308-294-289-892
4. Wake Forest	298-305-297-899
5. Virginia	303-300-300-903
6. NC State	299-314-296-909
7. Maryland	307-302-308-917
8. Miami	308-318-302-928
9. Boston College	301-317-316-934

Individual Champion

1. Lindy Duncan, Duke	70—69-71-210
-----------------------	--------------

Virginia Results

11. Briana Mao	75-74-75-224
12. Elizabeth Brightwell	76-73-76-225
19. Portland Rosen	77-74-77-228
22. Brittany Altomare	76-79-74-229
31. Lauren Greenlief	76-83-75-234

2013

Sedgefield Country Club - Greensboro, NC

Par-71, 6,210 yards

1. Duke	293-292-297-882
2. NC State	301-295-310-906
3. Virginia	300-300-309-909
4. Florida State	306-303-310-919
5. North Carolina	308-309-307-924
5. Miami	314-304-306-924
7. Wake Forest	310-304-311-925
8. Maryland	311-321-312-944
9. Boston College	311-314-321-946

Individual Champion

1. Brittany Altomare, Virginia	71-70-76-217
--------------------------------	--------------

Virginia Results

1. Brittany Altomare	71-70-76-217
9. Briana Mao	74-72-79-225
17. Portland Rosen	76-78-76-230
35. Elizabeth Brightwell	79-82-78-239
38. Nicole Agnello	82-80-80-242

NCAA CHAMPIONSHIP HISTORY

2005 NCAA Championships The Meadows Course Sunriver, Ore. Par-71, 6312 yards

Team Results

1. Duke	292-303-278-297-1170
2. UCLA	288-302-292-293-1175
2. Auburn	290-296-295-295-1176
4. Pepperdine	291-295-299-294-1179
5. California	295-299-296-290-1180
6. Tennessee	300-303-297-285-1187
6. Ohio State	301-296-300-291-1187
8. Arizona State	304-301-297-289-1190
8. Oklahoma State	298-306-299-287-1190
10. Florida	301-304-297-293-1195
11. Southern California	287-312-301-296-1196
11. Arkansas	296-307-293-301-1197
13. Virginia	304-308-295-293-1200
14. Washington	292-314-296-299-1201
15. Tulane	305-312-299-286-1202
16. Missouri	307-300-296-302-1205
17. Michigan State	304-301-299-302-1206
18. UC Irvine	311-304-297-299-1211
19. Stanford	300-311-298-303-1212
20. Purdue	309-302-304-301-1216
21. Furman	307-301-309-300-1217
22. Texas A&M	305-306-309-299-1219
23. Tulsa	307-313-310-292-1222
24. Brigham Young	305-317-316-300-1238

Virginia Results

2. Leah Wigger	73-72-73-69-287
16. Lauren Mielbrecht	76-74-73-73-196
68. Rachel Smith	77-81-74-72-304
114. Sally Shonk	80-81-75-79-315
126. Lindsay Robinson	78-84-79-85-326

2008 NCAA Championships University of New Mexico Championship Course Albuquerque, NM Par-72, 6,424 yards

Team Results

1. USC	284-300-295-289-1168
2. UCLA	289-295-298-292-1174
3. Duke	299-300-300-281-1180
4. Purdue	298-304-303-283-1188
5. Arizona State	290-301-301-297-1189
6. Denver	293-294-308-296-1191
6. Texas A&M	295-299-299-298-1191
8. Arkansas	298-297-302-297-1194
9. Florida	301-299-297-299-1196
10. Georgia	297-303-303-295-1197
10. Wake Forest	293-306-306-292-1197
12. Virginia	296-317-301-301-1215
12. Auburn	289-315-309-302-1215
12. Alabama	296-311-306-302-1215
15. LSU	300-315-312-295-1222
16. UNLV	314-297-304-308-1223
17. TCU	298-310-312-307-1227
17. Texas	298-319-309-301-1227
19. Oklahoma State	294-312-307-315-1228
19. Tulsa	297-317-310-304-1228
21. UC Davis	298-319-315-302-1234
22. South Carolina	306-316-310-303-1235
23. Arizona	307-309-314-310-1240
24. Furman	312-313-315-313-1253

Virginia Results

28. Lene Krog	70-82-74-73-299
34. Jennie Arseneault	71-79-76-74-300
80. Joy Kim	79-79-74-77-309
84. Calle Nielson	78-77-78-77-310
101. Whitney Neuhauser	77-85-77-78-317

2009 NCAA Championships Caves Valley Golf Club Owings Mills, Md. Par-72, 6,443 yards

Team Results

1. Arizona State	302-298-291-291-1182
2. UCLA	296-293-304-297-1190
3. USC	301-295-294-301-1191
4. Oklahoma State	303-297-309-290-1199
5. Denver	294-304-309-299-1206
6. Duke	308-301-302-296-1207
7. North Carolina	299-301-306-304-1210
8. Virginia	305-302-301-304-1212
9. Pepperdine	312-298-302-301-1213
10. Purdue	306-301-311-298-1216
11. Alabama	305-302-311-299-1217
12. LSU	302-304-309-304-1219
13. Michigan State	307-303-315-300-1225
13. Wake Forest	303-300-318-304-1225
15. Georgia	316-307-301-310-1234
16. Arizona	310-305-314-306-1235
17. Tennessee	307-313-306-311-1237
18. TCU	314-316-301-307-1238
19. New Mexico	311-314-307-310-1242
20. Tulane	312-305-317-312-1246
21. UT Chattanooga	316-307-305-320-1248
22. UC Irvine	320-316-312-301-1249
23. Texas	314-311-313-314-1252
24. Ohio State	323-311-314-310-1258

Virginia Results

6. Calle Nielson	75-76-71-72-294
48. Lene Krog	78-74-73-80-305
54. Whitney Neuhauser	75-76-81-75-307
70. Kristen Simpson	77-76-78-80-311
75. Joy Kim	79-77-79-77-312

2010 NCAA Championships Country Club of Landfall Wilmington, NC Par-72, 6,368 yards

Team Results

1. Purdue	284-294-280-295-1153
2. USC	282-288-295-289-1154
3. Alabama	289-288-294-286-1157
4. Arizona State	288-293-290-290-1161
5. Arizona	296-286-293-291-1166
6. UCLA	288-292-302-287-1169
7. Vanderbilt	296-292-291-291-1170
8. Duke	288-303-300-288-1179
8. Oklahoma State	295-294-296-294-1179
10. Florida State	289-302-294-297-1182
11. Auburn	293-296-295-299-1183
11. Texas A&M	297-302-286-298-1183
13. Virginia	294-291-307-292-1184
14. South Carolina	300-297-293-296-1186
14. Pepperdine	297-306-288-295-1186
16. New Mexico	303-296-295-295-1189
16. Texas	299-296-300-294-1189
18. Tulane	311-292-297-293-1193
19. TCU	292-308-295-304-1199
19. Tennessee	297-307-300-295-1199
19. Stanford	300-307-302-290-1199
22. Kent State	307-305-297-291-1200
23. Oregon	302-309-313-294-1218
23. San Jose State	298-310-313-297-1218

Virginia Results

15. Brittany Altomare	70-75-74-70-289
50. Nicole Agnello	74-70-78-75-297
61. Joy Kim	77-75-76-72-300
76. Calle Nielson	73-73-81-75-302
99. Lauren Greenlief	79-73-79-75-306

2011 NCAA Championships The Traditions Club Bryan, TX Par-72, 6,260 yards

Team Results

1. UCLA	289-295-294-295-1173
2. Purdue	292-295-298-292-1177
3. LSU	292-296-303-290-1181
4. Virginia	291-300-299-296-1186
5. USC	302-302-292-294-1190
5. Arkansas	305-296-296-293-1190
7. Texas A&M	295-294-302-300-1191
8. North Carolina	305-293-297-298-1193
8. Alabama	301-303-297-292-1193
10. Vanderbilt	297-294-304-301-1196
10. Florida	294-298-309-295-1196
12. California	306-292-305-294-1197
13. Tennessee	299-299-306-296-1200
14. Wake Forest	298-307-301-296-1202
15. Arizona	304-295-305-301-1205
16. Washington	312-307-297-293-1209
17. Arizona State	296-303-308-303-1210
18. South Carolina	302-315-298-296-1211
19. Minnesota	305-294-307-307-1213
20. UC Davis	313-305-307-294-1219
21. Ohio State	303-315-298-305-1221
22. Notre Dame	308-310-307-299-1224
23. Stanford	308-305-303-309-1225
24. Coastal Carolina	322-302-298-310-1232

Virginia Results

12. Brittany Altomare	69-75-72-74-290
26. Calle Nielson	71-73-76-77-297
37. Nicole Agnello	76-76-74-73-299
95. Joy Kim	75-76-81-79-311
102. Portland Rosen	80-84-77-72-313

2012 NCAA Championships Vanderbilt Legends Club – North Course Franklin, TN Par-72, 6,377 yards

Team Results

1. Alabama	286-285-306-294-1171
2. USC	297-288-294-293-1172
3. LSU	293-294-297-289-1173
4. Virginia	288-294-301-292-1175
5. South Carolina	302-281-300-293-1176
6. Arizona State	292-291-304-292-1179
6. Oklahoma	294-299-295-291-1179
8. UCLA	292-290-306-293-1181
9. Purdue	293-295-295-299-1182
10. North Carolina	290-292-303-299-1184
11. Vanderbilt	306-284-311-285-1186
12. Florida	302-293-297-298-1190
13. Texas	297-295-313-286-1191
13. NC State	299-294-305-293-1191
15. Duke	289-302-301-300-1192
16. Baylor	299-304-300-290-1193
16. Texas A&M	301-298-300-294-1193
18. Colorado	297-298-305-296-1196
19. Tennessee	300-307-307-286-1200
20. Michigan State	296-311-294-300-1201
21. Pepperdine	306-293-304-301-1204
22. Ohio State	303-307-305-296-1211
23. Arkansas	303-301-309-301-1214
24. Stanford	309-304-307-296-1216

Virginia Results

8. Portland Rosen	66-75-74-76-291
29. Brittany Altomare	71-73-80-71-295
38. Briana Mao	77-75-72-73-297
102. Lauren Greenlief	74-72-82-81-309
126. Elizabeth Brightwell	DQ-74-75-72-na

HONORS & LETTERWINNERS

NGCA All-Americans

2005	Leah Wigger – Honorable Mention
2006	Leah Wigger – 2nd Team
2007	Leah Wigger – 2nd Team
2009	Whitney Neuhauser – Honorable Mention
2009	Calle Nielson – Honorable Mention
2010	Brittany Altomare – Honorable Mention
	Calle Nielson – Honorable Mention
2011	Calle Nielson – Honorable mention
2011	Brittany Altomare – 2nd Team
2012	Brittany Altomare – 2nd Team
	Portland Rose – Honorable Mention
2013	Brittany Altomare – 1st Team

NGCA Coaching Awards

2009	Kim Lewellen – East Region
2011	Brian Bailie – Assistant Coach of the Year

LPGA Coaching Awards

2010	Kim Lewellen – East Region
2011	Kim Lewellen – East Region
2011	Kim Lewellen – National
2012	Kim Lewellen – East Region

Golfweek All-Americans

2006	Leah Wigger – 2nd Team
2007	Leah Wigger – 2nd Team
2009	Whitney Neuhauser – 3rd Team
2009	Calle Nielson – 3rd Team
2009	Jennie Arseneault – Honorable mention
2010	Brittany Altomare – 3rd Team
	Calle Nielson – Honorable Mention
2011	Calle Nielson – Honorable Mention
2011	Brittany Altomare – 2nd Team
2012	Brittany Altomare – 3rd Team
2013	Brittany Altomare – 2nd Team

NGCA Scholar All-Americans

2004	Lindsay Robinson
	Leah Wigger
2005	Lindsay Robinson
	Leah Wigger
2006	Lindsay Robinson
	Leah Wigger
2007	Leah Wigger
2008	Kristen Simpson
2009	Kristen Simpson
2010	Nicole Agnello
	Lauren Greenlief
2011	Nicole Agnello
2012	Nicole Agnello
	Lauren Greenlief
	Elizabeth Brightwell
2013	Nicole Agnello
	Elizabeth Brightwell

All-ACC

2004	Leah Wigger
2005	Leah Wigger
2006	Lauren Mielbrecht
	Leah Wigger
2007	Jennie Arseneault
	Leah Wigger
2008	Lene Krog
	Calle Nielson
2009	Jennie Arseneault
	Calle Nielson
	Whitney Neuhauser



Virginia All-Americans Brittany Altomare, Leah Wigger and Calle Nielson.

2010	Brittany Altomare
	Calle Nielson
2011	Calle Nielson
	Brittany Altomare
2012	Brittany Altomare
2013	Brittany Altomare
	Briana Mao

ACC Coach of the Year

2005	Jan Mann
2008	Kim Lewellen

Academic All-ACC

2004	Ashley Mayo
	Kira Mayo
	Lindsay Robinson
	Sally Shonk
	Rachel Smith
	Leah Wigger
2005	Michele Graham
	Kira Mayo
	Lindsay Robinson
	Sally Shonk
	Kristen Simpson
	Rachel Smith
	Leah Wigger
2006	Rachel Smith
	Marie Tuiitt
	Leah Wigger
2007	Whitney Neuhauser
	Kristen Simpson
	Rachel Smith
	Leah Wigger
2008	Whitney Neuhauser
2009	Whitney Neuhauser
	Kristen Simpson
2010	Nicole Agnello
	Lauren Greenlief
	Whitney Neuhauser
2011	Nicole Agnello
	Portland Rosen
2012	Elizabeth Brightwell
	Lauren Greenlief
2013	Elizabeth Brightwell

Cavalier Golfer of the Year

(team award)	
2004	Leah Wigger

2005	Leah Wigger
2006	Leah Wigger
2007	Leah Wigger
2008	Whitney Neuhauser

All-Time Letterwinners

(since 2004)

Agnello, Nicole	2010, 11, 12, 13
Altomare, Brittany	2010, 11, 12, 13
Arseneault, Jennie	2006, 07, 08, 09
Elizabeth Brightwell	2012, 13
Collins, Eleana	2010, 11
Coughlin, Lauren	2013
Edmonson, Melissa	2013
Graham, Michele	2004
Greenlief, Lauren	2010, 11, 12
Hershberger, Alexandra	2013
Kim, Joy	2008, 09, 10, 11
Krog, Lene	2008, 09
Mao, Briana	2012, 13
Martin, Kaira	2013
Mielbrecht, Lauren	2005, 06
Neuhauser, Whitney	2007, 09, 10
Nielson, Calle	2008, 09, 10, 11
Robinson, Lindsay	2004, 05, 06
Rosen, Portland	2011, 12, 13
Shonk, Sally	2004, 05, 06, 07
Simpson, Kristen	2005, 06, 07, 08, 09
Smith, Rachel	2004, 05, 06, 07
Truitt, Carly	2007, 08, 10
Wigger, Leah	2004, 05, 06, 07

All-Time Team Captains

2004	Michele Graham
2005	Sally Shonk, Leah Wigger
2006	Leah Wigger
2007	Leah Wigger
2008	Kristen Simpson
2009	Lene Krog and Kristen Simpson
2010	Whitney Neuhauser
2011	Calle Nielson