



# VIRGINIA

## 2012-13 CAVALIER MEN'S BASKETBALL GAME NOTES

### 2012-13 Schedule/Results

11/9	at George Mason	[MASN]	L, 63-59
11/12	FAIRFIELD <sup>1</sup>	[ESPN3]	W, 54-45
11/13	DELAWARE <sup>1</sup>	[ESPN3]	L, 59-53
11/17	SEATTLE	[ESPN3]	W, 83-43
11/19	LAMAR <sup>1</sup>		W, 63-44
11/20	NORTH TEXAS <sup>1</sup>		W, 80-64
11/28	at Wisconsin <sup>2</sup>	[ESPN2]	W, 60-54
12/1	GREEN BAY	[RSN]	W, 67-51
12/5	TENNESSEE	[ESPN3]	W, 46-38
12/8	MISS. VALLEY STATE	[ESPN3]	W, 67-39
12/19	MORGAN STATE	[ESPN3]	W, 75-57
12/22	vs. Old Dominion <sup>3</sup>	[NBCSN]	L, 63-61
12/30	WOFFORD	[RSN]	W, 74-39
1/6	NORTH CAROLINA *	[ESPNU]	W, 61-52
1/9	at Wake Forest *	[RSN]	L, 55-52
1/12	at Clemson *	[ACCN]	L, 59-44
1/19	FLORIDA STATE *	[ACCN]	W, 56-36
1/24	at Virginia Tech *	[ACCN]	W, 74-58
1/26	BOSTON COLLEGE *	[RSN]	W, 65-51
1/29	#19 NC STATE *	[ESPN2]	W, 58-55
2/3	at Georgia Tech *	[ESPNU]	L, 66-60
2/7	CLEMSON *	[ESPN2]	W, 78-41
2/10	at Maryland *	[ACCN]	W, 80-69
2/12	VIRGINIA TECH *	[ESPNU]	7 p.m.
2/16	at North Carolina *	[ACCN]	12 p.m.
2/19	at Miami *	[ESPNU]	9 p.m.
2/24	GEORGIA TECH *	[ACCN]	2 p.m.
2/28	DUKE *	[ESPN or ESPN2]	9 p.m.
3/3	at Boston College *	[ACCN]	4 p.m.
3/7	at Florida State *	[ESPN or ESPN2]	7 p.m.
3/10	MARYLAND *	[ESPNU]	6 p.m.
3/13-16 at ACC Tournament, Greensboro, N.C.			

\* ACC game

1 NIT Season Tip-Off, Charlottesville, Va.

2 ACC/Big Ten Challenge, Madison, Wis.

3 Governor's Holiday Hoops Classic, Richmond, Va.

[MASN] - Mid-Atlantic Sports Network

[NBCSN] - NBC Sports Network

[ACCN] - ACC Network

[RSN] - Regional Sports Networks

All Times Eastern

Rankings are Associated Press

# 158

### BY THE NUMBERS

Virginia's 158 points in its last two games are the most combined points in consecutive games during the Tony Bennett era at UVA.

### Game #24 - February 12, 2013

Charlottesville, Va. • John Paul Jones Arena (14,593) •  
7 p.m. • Twitter: @UVAMensHoops



Virginia Cavaliers (17-6, 7-3 ACC)  
vs. Virginia Tech (11-12, 2-8 ACC)

VIRGINIA (Dave Koehn, Ted Jeffries)

(Tom Hart, Len Elmore)

Online: **ESPN 3**

### FOR OPENERS

- Virginia aims for its third straight win vs. Virginia Tech.
- The Cavaliers rank second nationally in scoring defense at 52.2 points per game as of Feb. 11.
- Virginia has held its ACC opponents under 60 points in eight of 10 games.
- Junior guard Joe Harris is the only player in the ACC ranked in the top 10 in 3-point field goal percentage (1st), field goal percentage (7th) and free throw percentage (9th).
- Freshman guard Justin Anderson is this week's ACC Rookie of the Week. Anderson averaged 15.5 points, 5.0 rebounds, 2.5 assists and 1.5 steals in a pair of ACC wins over Clemson and Maryland.
- Anderson has reached double figures in scoring in five of the last six games and is averaging 11.7 points per game in his last six games.
- Freshman forward/center Mike Tobey has missed two games with mononucleosis and is out indefinitely.
- The Cavaliers are third in the ACC at 7-3, while Virginia Tech is 12th at 2-8 as of Feb. 11.
- Virginia has a school-best 13-game winning streak at John Paul Jones Arena.

### ALL-TIME VS. VIRGINIA TECH

- Virginia holds an 83-53 advantage over Virginia Tech in a series that dates back to 1914-15.
- Virginia is 33-12 against the Hokies in Charlottesville, including a 3-3 mark at John Paul Jones Arena.
- The Cavaliers are 4-1 in their last five games against the Hokies, including a 74-58 win on Jan. 24 in Blacksburg.
- Six of the last seven games between the teams have been decided by seven points or less.
- A Virginia win would give the Cavaliers their second two-game series sweep against the Hokies in the last three seasons.

### LAST TIME VS. VIRGINIA TECH

- UVA defeated Virginia Tech, 74-58, for its third straight win against the Hokies in Blacksburg.
- Evan Nolte established career highs in points (18), 3-pointers (5) and steals (4).
- The Cavaliers made a season-high 11 3-pointers and had 21 assists and only six turnovers.
- Virginia Tech's Erick Green scored the most points (35) by an individual opponent against Virginia since Duke's J.J. Redick scored 40 on Jan. 28, 2006

### Starting Lineup at Maryland (2/10/13)

G	1	Jontel Evans	Sr.	3.3 ppg	2.1 rpg	4.9 apg
• Averaging 6.6 assists in his last seven games						
G	12	Joe Harris	Jr.	15.9 ppg	4.1 rpg	2.3 apg
• Has scored 20 or more points in three of the last four games						
G	2	Paul Jespersion	So.	4.6 ppg	2.1 rpg	1.1 apg
• Had a career-high 12 points on a career-best four 3-pointers at Maryland (2/10/13)						
F	25	Akil Mitchell	Jr.	12.6 ppg	8.8 rpg	1.3 spg
• Has eight double-doubles this season and nine career						
F	11	Evan Nolte	Fr.	7.0 ppg	2.7 rpg	0.9 spg
• Leads UVA freshmen in scoring and is shooting 85 percent from the free throw line						

Virginia Athletics Media Relations • 154 John Paul Jones Arena, PO Box 400853, Charlottesville, VA 22904 • Office: (434) 982-5500 • Fax: (434) 982-5525

Erich Bacher (Primary Men's Basketball Contact)  
Steve Kirkland (Secondary Men's Basketball Contact)

Office: (434) 982-5530  
Office: (434) 982-5535

Cell: (720) 318-5538  
Cell: (434) 825-5241

Email: bacher@virginia.edu  
Email: skirkland@virginia.edu

## National Rankings

### ASSOCIATED PRESS (Monday, Feb. 11)

1	Indiana (26)	21-3	1,559
2	<b>Duke (20)</b>	<b>21-2</b>	<b>1,515</b>
3	<b>Miami (FL) (17)</b>	<b>19-3</b>	<b>1,499</b>
4	Michigan	21-3	1,428
5	Gonzaga (2)	23-2	1,371
6	Syracuse	20-3	1,293
7	Florida	19-3	1,286
8	Michigan State	20-4	1,178
9	Arizona	20-3	1,062
10	Kansas State	19-4	1,012
11	Butler	20-4	943
12	Louisville	19-5	842
13	Ohio State	17-6	828
14	Kansas	19-4	823
15	Georgetown	17-4	679
16	Pittsburgh	20-5	591
17	Oklahoma State	17-5	587
18	Marquette	17-5	493
19	New Mexico	20-4	433
20	<b>Wisconsin</b>	<b>17-7</b>	<b>305</b>
21	Notre Dame	19-5	264
22	Memphis	20-3	193
23	Oregon	19-5	137
24	Colorado State	19-4	125
25	Kentucky	17-6	87

Others receiving votes: Minnesota 80, Missouri 69, Cincinnati 68, Saint Mary's 62, Creighton 56, San Diego State 53, Louisiana Tech 43, Virginia Commonwealth 35, Saint Louis 34, Illinois 26, **North Carolina State 24**, Akron 12, UCLA 8, UNLV 6, Indiana State 5, **VIRGINIA 4**, Wichita State 3, Belmont 2, Oklahoma 1, Ole Miss 1

### ESPN/USA TODAY COACHES (Monday, Feb. 11)

1	<b>Duke (18)</b>	<b>21-2</b>	<b>744</b>
2	Indiana (6)	21-3	717
3	Gonzaga (1)	23-2	681
4	<b>Miami (FL) (5)</b>	<b>19-3</b>	<b>674</b>
5	Michigan (1)	21-3	663
6	Florida	19-3	628
7	Syracuse	20-3	608
8	Michigan State	20-4	582
9	Arizona	20-3	491
10	Butler	20-4	460
11	Kansas State	19-4	455
12	Louisville	19-5	393
13	Kansas	19-4	364
14	Ohio State	17-6	353
15	Georgetown	17-4	329
16	Oklahoma State	17-5	259
17	Pittsburgh	20-5	246
18	New Mexico	20-4	203
19	<b>Wisconsin</b>	<b>17-7</b>	<b>150</b>
20	Marquette	17-5	144
21	Notre Dame	19-5	140
22	San Diego State	18-5	120
23	Creighton	20-5	102
24	Colorado State	19-4	79
25	Memphis	20-3	76

Others receiving votes: Missouri 72, Oregon 63, Virginia Commonwealth 63, Cincinnati 38, Minnesota 28, Saint Mary's 27, Kentucky 27, Louisiana Tech 18, Saint Louis 13, Ole Miss 11, Middle Tennessee 11, Illinois 10, Akron 9, UNLV 8, Wichita State 8, UCLA 3, Stephen F. Austin 2, **VIRGINIA 1**, Belmont 1, Oklahoma 1

### 2012-13 Opponents in Bold

### LAST TIME OUT

- Virginia defeated Maryland, 80-69, for its third straight win against the Terrapins in College Park.
- Joe Harris scored 22 points and Justin Anderson had a career-best 17 points.
- Akil Mitchell added 13 points and Paul Jespersen had a career-high 12 points.
- Virginia tied a season-high with 11 3-pointers, tying its 11 triples against Virginia Tech on Jan. 24.
- The Cavaliers became the first team to outrebound Maryland this season, enjoying a 34-29 rebound margin.

### EMBRACE THE PACE

- The Cavaliers rank in the top 10 nationally in nine defensive categories: points per game (2nd), points per possession (3rd), assists per game (4th), possessions per 40 minutes (5th), field goals made (6th), fouls per game (8th), effective field goal percentage (10th), field goal percentage (10th) and 3-point field goal percentage (10th).

- The Cavaliers have held 18 of their 23 opponents under 60 points this season.
- Virginia has held eight opponents under 50 points this season.
- The Cavaliers have held four opponents (Tennessee, Mississippi Valley State, Wofford and Florida State) under 40 points this season.
- UVa has held its opponent under 43 percent shooting from the field in 17 of 23 games.
- The Cavaliers have held an opponent under 20 points in a half eight times this season:

- 10, 1st half, vs. Clemson, Feb. 7, 2013
- 13, 1st half, vs. Seattle, Nov. 17, 2012
- 15, 2nd half, vs. Fairfield, Nov. 12, 2012
- 15, 1st half vs. Florida State, Jan. 19, 2013
- 16, 1st half, vs. Tennessee, Dec. 5, 2012
- 17, 2nd half, vs. Mississippi Valley State, Dec. 8, 2012
- 17, 1st half, vs. Wofford, Dec. 30, 2012
- 18, 1st half, vs. Lamar, Nov. 19, 2012

### ALL-TIME VS. ACC OPPONENTS

- Virginia is 507- 679 all-time against current ACC members (9-6 vs. Boston College, 69-52 vs. Clemson, 83-53 vs. Virginia Tech, 48-115 vs. Duke, 18-21 vs. Florida State, 34-39 vs. Georgia Tech, 72-106 vs. Maryland, 5-9 vs. Miami, 50-127 vs. UNC, 59-81 vs. NC State and 60-70 vs. Wake Forest.)

### ACC INDIVIDUAL RANKINGS (AS OF FEB. 11)

- Joe Harris ranks first in the ACC in 3-point shooting accuracy (47%), fourth in made 3-point field goals per game (2.3), fifth in scoring (15.9 ppg), seventh in field goal percentage (48.6%) and ninth in free throw percentage (74.1%).
- Akil Mitchell ranks third in rebounding (8.8 rpg) and defensive rebounds per game (6.1), ninth in offensive rebounds per game (2.7), tied for ninth in steals per game (1.3) and 19th in scoring (12.6 ppg).
- Darion Atkins ranks eighth in blocked shots per game (1.5).

### ACC NOTES

- The Cavaliers rank first in the ACC in scoring defense (52.5) and 3-point field goal percentage defense (28.5%), second in field goal percentage defense (37.5%) and scoring margin (+11.7), third in 3-point field goal percentage (39.8%), rebound margin (+2.8) and assist/turbover ratio (1.8).
- In 10 ACC games, Joe Harris ranks fourth in scoring at 17 points per game, while Jontel Evans ranks third in assists at 5.8 per game.
- Five different UVa players have led the team in scoring in 10 ACC games (Tobey 14 at Wake Forest, Harris 14 at Clemson, Harris 17 vs. Florida State, Nolte 18 at Virginia Tech, Mitchell and Anderson 16 each vs. Boston College, Harris 22 vs. NC State, Harris 18 at Georgia Tech, Harris 21 vs. Clemson and Harris 22 at Maryland).

### NATIONAL DEFENSIVE RANKINGS

Points/Game	52.5	2nd
Points/Possession	0.86	3rd
Assists/Game	8.5	4th
Possessions/40 Minutes	60.8	5th
Field Goals Made	423	6th
Fouls/Game	14.9	8th
Effective Field Goal %	42.4	10th
Field Goal %	37.5	10th
3-Point Field Goal %	28.5	10th

### HEAD COACH TONY BENNETT

- Head coach Tony Bennett has posted a 70-47 mark in four seasons at UVa.
- Bennett has a 139-80 career record in seven seasons of collegiate coaching, including a 28-30 mark in ACC action.
- Bennett is 4-3 vs. Virginia Tech as head coach of Virginia.
- Duke is the only ACC opponent that Bennett hasn't defeated at UVa.
- Bennett guided the Cavaliers to their first NCAA Tournament since 2007 last season with a 22-10 record, and UVa's 22 wins were the most since 25 in 1994-95.
- UVa's nine ACC wins in 2011-12 were its most since 11 in 2006-07.
- Bennett is one of 18 Division I head coaches who played in the NBA.

### NO ORDINARY JOE

- Joe Harris is averaging a career-high 15.9 points, 4.1 rebounds and 2.3 assists per game.
- Harris has led UVa in scoring 15 times (19 points at George Mason, 15 vs. Fairfield, 20 vs. Delaware, 17 vs. Lamar, a season-high 22 at Wisconsin, 20 vs. Green Bay, 13 vs. Tennessee, 18 vs. Old Dominion, 19 vs. North Carolina, 14 at Clemson, 17 vs. Florida State, 22 vs. NC State, 18 at Georgia Tech, 21 vs. Clemson and 22 at Maryland).
- Harris ranks 41st at Virginia with 1,050 career points and needs 22 points to rank 40th on the all-time scoring list.
- Harris has led UVa in scoring 27 times and scored in double figures 56 times in 86 career games.
- Harris ranks second all-time at UVa in career 3-point shooting accuracy at 42 percent.
- Harris ranks seventh on UVa's career 3-pointer list with 168.

### AKIL HAS A FEEL

- Akil Mitchell is averaging career highs in points (12.6) and rebounds (8.8).
- Mitchell has eight double-doubles this season (15-13 vs. Delaware, 14-16 vs. Seattle, 11-10 at Wisconsin, 13-12 vs. Tennessee, 15-12 vs. Morgan State, 10-10 at Wake Forest, 14-12 vs. NC State and 13-12 at Georgia Tech).
- Mitchell has scored in double figures in 18 of 23 games.
- Mitchell has scored a career-high 20 points two times.
- Mitchell has led UVa in rebounds in 16 games.

### RECORDS WATCH

- Jontel Evans needs seven assists to move into ninth on UVa's career list.
- Evans needs 23 steals to tie for 10th on UVa's career list.
- Joe Harris needs 13 3-pointers to rank sixth on UVa's career list.

### FOUNTAIN OF YOUTH

- Five Virginia freshmen (Justin Anderson, Taylor Barnette, Teven Jones, Evan Nolte and Mike Tobey) have started at least one game this season.
- Nolte leads the newcomers in scoring at 7.0 points per game, followed by Anderson (6.9), Tobey (6.5), Jones (2.9) and Barnette (2.6).
- UVa freshmen are averaging 24 points per game, which marks the most since Cavalier freshmen averaged 27.3 ppg in 2003-04.
- Three different freshmen have led UVa in scoring six times:
  - Mike Tobey (19) vs. Wofford (12/30/12)
  - Evan Nolte (18) at Virginia Tech (1/24/13)
  - Mike Tobey (17) vs. Seattle (11/17/12)
  - Justin Anderson (16) vs. Boston College (1/26/13)
  - Justin Anderson (14) vs. North Texas (11/20/12)
  - Mike Tobey (14) at Wake Forest (1/9/13)
- A freshman has led UVa in rebounding four times:
  - Justin Anderson (9) at Maryland (2/10/13)
  - Justin Anderson (9) vs. North Texas (11/20/12)
  - Evan Nolte (7) vs. Florida State, Jan. 19, 2013
  - Mike Tobey (6) and Evan Nolte (6) vs. Wofford, Dec. 30, 2012
- UVa started three freshmen (Anderson, Tobey and Barnette) in a game vs. George Mason for the first time in school history.

## UVa Records Watch

### **CAREER ASSISTS**

	<b>Name</b>	<b>Career Assists</b>
1.	John Crotty (1988-91)	683
2.	Jeff Jones (1979-82)	598
3.	Sean Singletary (2005-08)	587
4.	Donald Hand (1998-01)	529
5.	Othell Wilson (1981-84)	493
6.	Harold Deane (1994-97)	468
7.	John Johnson (1985-88)	426
8.	Cory Alexander (1992-95)	401
9.	Barry Parkhill (1971-73)	369
10.	<b>Jontel Evans (2010-pres.)</b>	<b>362</b>

### **CAREER STEALS**

	<b>Name</b>	<b>Career Steals</b>
1.	Othell Wilson (1981-84)	222
2.	Sean Singletary (2005-08)	200
3.	Jeff Jones (1979-82)	189
	Chris Williams (1999-02)	189
5.	Harold Deane (1994-97)	179
	Donald Hand (1998-01)	179
7.	Bryant Stith (1989-92)	177
8.	Richard Morgan (1986-89)	160
9.	Adam Hall (1999-02)	157
10.	Sammy Zeglinski (2008-12)	156
	<b>* Jontel Evans (2010-pres.)</b>	<b>134</b>

### **CAREER 3-POINTERS**

	<b>Name</b>	<b>Career 3FGs</b>
1.	Curtis Staples (1995-98)	413
2.	Harold Deane (1994-97)	237
3.	Sean Singletary (2005-08)	222
4.	J.R. Reynolds (2004-07)	221
5.	Sammy Zeglinski (2008-12)	200
6.	John Crotty (1988-91)	179
7.	<b>Joe Harris (2011-pres.)</b>	<b>168</b>
8.	Devin Smith (2003-05)	161
9.	Adrian Joseph (2005-08)	158
10.	Donald Hand (1998-01)	156
	Todd Billet (2003-04)	156

### **CAREER 3FG PERCENTAGE (MIN 100 3FG MADE)**

	<b>Name</b>	<b>FG-FGA</b>	<b>FG%</b>
1.	Keith Friel (2000-01)	107-254	.421
2.	<b>Joe Harris (2011-pres.)</b>	<b>168-400</b>	<b>.420</b>
3.	Todd Billet (2003-04)	156-398	.392
4.	Curtis Staples (1995-98)	413-1079	.383
5.	Roger Mason, Jr. (2000-02)	137-365	.375
6.	J.R. Reynolds (2004-07)	221-610	.362
	Sean Singletary (2005-08)	222-614	.362
8.	Bryant Stith (1989-92)	114-323	.353
	Devin Smith (2003-05)	161-456	.353
10.	Richard Morgan (1986-89)	132-375	.352
	Chris Williams (1999-02)	130-369	.352
	Sammy Zeglinski (2008-12)	200-568	.352



### **CARRYING ON WITH OR WITHOUT DARION**

- Forward Darion Atkins has missed five of the last seven games with a right leg injury.
- Atkins has started 12 games and is averaging 6.2 points, 4.1 rebounds and 1.4 blocks per game.
- He scored a career-best 17 points vs. Morgan State (12/19/12) and grabbed a career-high 11 rebounds vs. Green Bay (12/1/12).
- UVa is 9-3 with Atkins in the starting lineup.
- Atkins led UVa with 19 blocked shots last year and already has a team-leading 25 this season.

### **HOLDING FOES UNDER 50**

- Virginia is 8-0 this season when holding opponents under 50 points.
- Virginia is 25-1 when holding opponents under 50 points in the Tony Bennett era.
- Last season, Virginia set an ACC record during the shot clock era by holding 11 opponents under 50 points last season.
- The 11 games of holding opponents under 50 points were the most for the Cavaliers in a season since holding 16 opponents under 50 points in 1945-46.

### **THE ELECTRIC 70s**

- Virginia is 32-2 when scoring at least 70 points under Tony Bennett.
- The Cavaliers are 38-45 over the past four seasons when scoring under 70 points.

### **60 IS THE NEW 70**

- UVa is 13-2 when scoring at least 60 points and 4-4 when scoring under 60 points.
- Last season, Virginia was 18-2 when scoring at least 60 points and 4-8 when scoring under 60 points.

### **NOT SO FAST BREAK**

- Virginia has held 22 of its 23 opponents to fewer than 10 fast break points.
- The Cavaliers held Wisconsin, Mississippi Valley State, Wake Forest, Clemson and Florida State without a fast break point.

### **CLEANING THE GLASS**

- Virginia, which is averaging 32.7 rebounds per game, has outrebounded its opponent in 15 of 23 games and is 12-3 in those games.
- The Cavaliers have grabbed eight or more offensive rebounds in 13 games.
- Akil Mitchell leads Virginia in offensive rebounds (61), defensive rebounds (141) and total rebounds (202).

### **THERE'S NO PLACE LIKE HOME AT JPJ**

- Virginia is 87-32 (.731) in seven seasons at John Paul Jones Arena.
- The Cavs are 14-1 this season at JPJA after posting a 13-3 record last season.
- UVa's current 13-game home winning streak established a new record at JPJA.
- Virginia is 49-16 (.754) at home under head coach Tony Bennett.

### **NOTE WORTHY**

- The Cavs are 17-4 when limiting opponents to less than 50 percent shooting from the field.
- UVa is 10-2 when shooting 70 percent or better from the free throw line.
- Virginia reserves have scored 11 or more points in 22 of 23 games.
- UVa has used eight different starting lineups this season.
- Joe Harris and Akil Mitchell have started every game.
- UVa has more blocked shots this season (105) than all of last season (88).
- The 84 combined points in the Virginia-Tennessee game tied for the lowest total in UVa history during the shot-clock era.
- UVa allowed under 40 points for two straight games (vs. Tennessee and Mississippi Valley State) for the first time since 1948-49 (38 by Langley Field, 39 by Richmond Royals).
- The Cavaliers held Florida State to 36 points, tying a school record for least points allowed to an ACC opponent (NC State, 36, Feb. 10, 1982)

### **LONG RANGE BOMBERS**

- Virginia made a season-high 11 3-pointers against Virginia Tech (1/24/13) and Maryland (2/10/13).

## **MEDIA INFORMATION**

### **PRESS CREDENTIALS**

Media members interested in obtaining season or game credentials should contact Erich Bacher via email at [bacher@virginia.edu](mailto:bacher@virginia.edu), office phone (434) 982-5530 or cell phone (720) 318-5538. Please allow ample time for credentials to be mailed to you. We would like to receive credential requests no later than 10 days prior to the game if at all possible. Credentials that can't be mailed will be held for pickup at the will call window at John Paul Jones Arena. You must have a press pass to be admitted to the media area and the press room.

### **PHOTO CREDENTIALS**

All photographers and camera operators must wear a visible credential issued by the Virginia athletics media relations office. Photographers work from the baselines at both ends of the court at John Paul Jones Arena. Live television is given top priority for courtside space.

### **PRESS PARKING**

Press parking passes are provided upon request on a limited basis. If you need a parking pass, please be sure to inform the UVa athletics media relations office when making your press or photo credential request.

### **INTERVIEWS**

All requests for interviews with Virginia basketball coaches and players should be made through Erich Bacher in the athletics media relations office. It is requested you allow the athletics media relations staff at least one day, preferably longer, to arrange an interview.

### **POSTGAME INTERVIEWS**

Virginia head coach Tony Bennett and the visiting head coach will meet with media representatives in the press room after each game at John Paul Jones Arena. The first coach will be available in the press room approximately 10 minutes after the conclusion of the game and the second coach will be in the press room approximately 20 minutes after the game. Virginia players will be available in the team meeting room adjacent to the men's basketball locker room after home games.

### **RADIO**

Each visiting school is allowed one free radio broadcast from John Paul Jones Arena. The Virginia athletics media relations office provides two ISDN lines and three business touchtone lines for use by the visiting broadcast crew. Radio network crews work from a courtside location at the scorer's table. Three seats are available at the table and one seat behind the visitor's broadcast location.

### **GAME SERVICES**

Information packets are available before each game at John Paul Jones Arena, and a full statistical summary and play-by-play sheets are distributed at halftime and after the game. Quotes from both coaches and two or three players from each team will be available at the conclusion of the game. A pregame meal is served for working members of the media in the press room on the event level of John Paul Jones Arena.

### **TELEPHONES/WIRELESS**

The Virginia athletics media relations office will have a limited number of telephones available for postgame reporting. Should you require your own telephone for game coverage, please contact Darlene Craig or Jim Daves in the Virginia athletics media relations office. A wireless network is available at John Paul Jones Arena for visiting media. A UVa media relations representative will provide login directions.

- Virginia has made six or more 3-pointers in 14 games.
- Virginia has shot 50 percent or better from 3-point range in six games (North Texas, Green Bay, Wofford, North Carolina, Florida State and Maryland).
- Evan Nolte made a career-high five 3-pointers at Virginia Tech.
- Joe Harris has made four 3-pointers in a game five times this season.
- Harris has made at least one 3-pointer in 13 consecutive games and in 21-of-23 games.
- The Cavaliers set a John Paul Jones Arena team record for 3-point shooting percentage in a game by drilling 8-of-11 (72.7%) shots beyond the arc vs. North Texas (11/20/12).

#### **VIRGINIA PICKED 7TH IN THE ACC**

- Virginia was selected seventh in the preseason poll at ACC Operation Basketball.
- The Cavaliers, who were picked fourth and finished fourth last season, have finished at or higher than their predicted finish in each of the last four seasons.
- NC State is the preseason favorite, followed by Duke, North Carolina, Florida State, Miami, Maryland, Virginia, Clemson, Georgia Tech, Virginia Tech, Wake Forest and Boston College.

#### **INSIDE THE EIGHT-GAME WINNING STREAK**

- UVA's eight-game winning streak was its best since last year's 11-game winning streak from Nov. 19, 2011-Jan. 7, 2012.
- UVA shot 48 percent from the floor, 39.8 percent from the 3-point line and 75.7 percent from the free-throw line during the streak.
- UVA averaged 67.6 points per game and allowed 48.8 points per game during the streak.
- The Cavaliers limited opponents to 32.2 percent shooting from the floor and 24.4 percent from the three-point line during the streak.
- Akil Mitchell led UVA in scoring during the streak at 13.9 points per game.

#### **NONCONFERENCE RECAP**

- UVA is 10-3 in nonconference action this season and 42-17 in nonconference play in four years under head coach Tony Bennett.
- Virginia started the season 1-2 in nonconference action without point guards Jontel Evans and Teven Jones.
- UVA has posted nonconference wins vs. Fairfield (54-45), Seattle (83-43), Lamar (63-44), North Texas (80-64), Wisconsin (60-54), Green Bay (67-51), Tennessee (46-38), Mississippi Valley State (67-39), Morgan State (75-57) and Wofford (74-39).

#### **BROGDON TO REDSHIRT THIS SEASON**

- Sophomore guard Malcolm Brogdon will redshirt the 2012-13 season while recovering from successful foot surgery performed on March 7.
- Brogdon averaged 6.7 points and 2.8 rebounds per game in 28 games last season.

#### **PERRANTES AND HALL SIGN WITH VIRGINIA**

- Virginia signed standout guards London Perrantes (Woodland Hills, Calif.) and Devon Hall (Virginia Beach, Va.) to National Letters of Intent on Nov. 14.
- Perrantes is ranked No. 86 on ESPN's Top 100 recruiting list for 2013, while Hall is ranked No. 77 on Rivals.com's Prospect Ranking list.

#### **ABOUT THE 2012-13 SCHEDULE**

- Three of Virginia's opponents are ranked in this week's national polls (No. 2/1 Duke and No. 3/4 Miami, Fla. and No. 20/17 Wisconsin), while one is receiving votes (NC State).
- Six opponents earned 2012 NCAA Tournament berths, while three participated in the College Basketball Invitational and two in the National Invitation Tournament.

#### **EUROPEAN TOUR RECAP**

- The Cavaliers posted a 2-3 mark during their five-game European Tour this past August.
- UVA competed against teams from the Netherlands, Belgium and France. Joe Harris led Virginia in scoring in Europe, averaging 15.6 points per game, while Jontel Evans averaged 7.8 assists per game. Akil Mitchell was UVA's top rebounder, pulling down 50 boards in the five games.

#### **Virginia's Record When...**

	<b>All</b>	<b>ACC</b>
Leading at the half:	13-2	4-1
Trailing at the half:	4-4	3-2
Tied at the half:	-	-
Playing Overtime	-	-
Shooting 50% or better	9-0	4-0
Shooting between 40-49.9%	7-1	3-1
Shooting less than 40%	1-5	0-2
Opponents shoot 50% or better	0-2	0-1
Opponents shoot less than 50%	17-4	7-2
UVA outrebounds its opponent	12-3	3-1
Opponent outrebounds UVA	5-3	4-2
Teams are tied in rebounds	-	-
UVA has 10 or more steals	-	-
UVA shoots 70% FT or better	10-2	3-1
UVA shoots less than 70% FT	7-4	4-2
Scoring less than 50 points	1-1	0-1
Scoring 50-59 points	3-3	2-1
Scoring 60-69 points	6-2	2-1
Scoring 70-79 points	4-0	2-0
Scoring 80-89 points	3-0	1-0
Scoring more than 90 points	-	-
Allowing less than 50 points	8-0	2-0
Allowing 50-59 points	7-3	4-2
Allowing 60-69 points	2-3	1-1
Allowing 70-79 points	-	-
Allowing 80-89 points	-	-
Allowing 90 or more points	-	-
Playing in John Paul Jones Arena	14-1	5-0
Playing on the road	3-4	2-3
Playing on a neutral court	0-1	-
Game decided by 1-4 points	1-3	1-1
Game decided by 5-10 points	4-2	1-1
Game decided by 11 or more pts	12-1	5-1
Playing at night	10-4	4-1
Playing in the afternoon	7-2	3-2
Playing on Monday	2-0	-
Playing on Tuesday	2-1	1-0
Playing on Wednesday	3-1	0-1
Playing on Thursday	2-0	2-0
Playing on Friday	0-1	-
Playing on Saturday	5-2	2-1
Playing on Sunday	3-1	2-1
Playing in November	5-2	-
Playing in December	5-1	-
Playing in January	5-2	5-2
Playing in February	2-1	2-1
Playing in March	-	-
Playing on TV	10-5	7-3
Playing Online	5-1	-

**ON THE HORIZON**

• Virginia travels to North Carolina on Saturday, Feb. 12. Tipoff at Smith Center is set for 12 p.m. and the game will be televised by the ACC Network.

**ON THE AIR THIS SEASON**

• Most of Virginia's games this season will be broadcast either on television or online this season. The only games that were not broadcast were the NIT Season Tip-Off consolation games on Nov. 19-20.

• All games will be broadcast on the Virginia Sports Radio Network with Dave Koehn (play-by-play) and Ted Jeffries (analyst) calling the action.

**ACC COACHES TELECONFERENCE**

The 12 ACC head basketball coaches will be featured on nine Monday teleconferences during the 2012-13 season. The season's first teleconference took place on Monday, January 7, 2013, and continues through Monday, March 11. Each coach will have 10 minutes to make an opening statement and answer questions. There will be an instant replay of each teleconference on the Conference's internet site TheACC.com each Monday afternoon.

Jeff Bzdelik, Wake Forest	10:30
James Johnson, Virginia Tech	10:40
<b>Tony Bennett, Virginia</b>	<b>10:50</b>
Mark Gottfried, NC State	11:00
Roy Williams, North Carolina	11:10
Jim Larranaga, Miami	11:20
Mark Turgeon, Maryland	11:30
Brian Gregory, Georgia Tech	11:40
Leonard Hamilton, Florida State	11:50
Mike Krzyzewski, Duke	12:00
Brad Brownell, Clemson	12:10
Steve Donahue, Boston College	12:20

If you need the telephone number to access the teleconference, please contact the Virginia athletics media relations office.

**Head Coach Tony Bennett**
**4TH SEASON AT VIRGINIA**

Alma Mater: Green Bay '92  
Hometown: Green Bay, Wis.

**CAREER HEAD COACHING RECORD**

70-47 4 seasons at Virginia  
69-33 3 seasons at Washington State  
139-80 7 seasons

**AT VIRGINIA**

- First coach in Virginia history to win his first three ACC games
- Has improved Virginia's record in each of his first three seasons (15 wins in 2009-10, 16 wins in 2010-11 and 22 wins in 2011-12)
- Recorded his 100th career win at Maryland in the 2010-11 regular-season finale

**AT WASHINGTON STATE**

- 2007 National Coach of the Year
- Led WSU to the 2007 and 2008 NCAA Tournaments
- 2008 NCAA Sweet Sixteen
- Led WSU to the highest ranking in school history (No. 4)

**PLAYING CAREER**

- Played for his father, Dick Bennett, at Green Bay
- Two-time Mid-Continent Conference Player of the Year
- Finished career as the all-time leading scorer in conference history with 2,285 points
- Still the NCAA career 3-point percentage leader at 49.7 percent
- 1992 Frances Pomeroy Naismith Award (best senior player under six-feet tall)
- 1992 GTE Academic All-American of the Year
- Played three seasons in the NBA with Charlotte Hornets (1992-95)
- One of 18 active Division I head coaches who played in the NBA

**Bennett's Year-by-Year Coaching Record**

Year	School	Record	Conference	Postseason
2006-07	Washington State	26-8	13-5	NCAA 2nd Round
2007-08	Washington State	26-9	11-7	NCAA Sweet 16
2008-09	Washington State	17-16	8-10	NIT First Round
2009-10	Virginia	15-16	5-11	
2010-11	Virginia	16-15	7-9	
2011-12	Virginia	22-10	9-7	NCAA Second Round
2012-13	Virginia	17-6	7-3	
<b>Totals</b>		<b>139-80</b>	<b>60-52</b>	

**Coach's Corner Radio Show**

- The Farm Bureau Insurance Coach's Corner with Tony Bennett and the "Voice of the Cavaliers" Dave Koehn at the Wild Wing Cafe in Charlottesville airs on the Virginia Sports Radio Network and VirginiaSports.com throughout the basketball season.
- The schedule for the Coach's Corner is as follows: Dec. 3, 10, 17; Jan. 2, 7, 14, 21, 28; Feb. 4, 11, 18, 25; March 4, 11, 18, 25 and April 1.



No.	Player	Pos.	Yr.	Ht.	Wt.	Hometown	PPG	RBG	A	BLK	STL	MPG
0	<b>Doug Browman</b> ( <i>Brow-man</i> ) • Has played in five ACC games	G	Sr.	5-11	171	Midlothian, Va.	0.1	1.0	13	0	1	7.5
1	<b>Jontel Evans</b> • Has started the last nine games and has missed nine games with a foot injury	G	Sr.	5-11	193	Hampton, Va.	3.3	2.1	69	0	10	25.6
2	<b>Paul Jespersen</b> ( <i>JESS-per-sen</i> ) • Has started 22 games and had career highs in points (12) and 3-pointers at Maryland (2/10/13)	G	So.	6-6	198	Merrill, Wis.	4.6	2.1	27	11	13	26.0
4	<b>Taylor Barnette</b> • Has made five 3-pointers in his last three games	G	Fr.	6-3	172	Lexington, Ky.	2.6	0.7	15	0	0	11.5
5	<b>Teven Jones</b> • Has started nine games and is now backing up Evans at point guard	G	R-Fr.	6-0	180	Kannapolis, N.C.	2.9	0.9	29	2	14	16.9
10	<b>Mike Tobey</b> • Out indefinitely with mononucleosis and has led UVa in scoring in three games	F/C	Fr.	6-11	227	Monroe, N.Y.	6.5	2.5	10	12	2	13.5
11	<b>Evan Nolte</b> • Established career high in points (18), 3-pointers (5) and steals (4) at Virginia Tech (1/24/13)	F	Fr.	6-8	207	Milton, Ga.	7.0	2.7	29	13	20	21.1
12	<b>Joe Harris</b> • Leads the team in scoring, three-point field goals (54), three-point field goal percentage (47%)	G	Jr.	6-6	223	Chelan, Wash.	15.9	4.1	54	12	19	31.3
13	<b>Anthony Gill</b> • Will sit out 2012-13 season after transferring from South Carolina	F	So.	6-8	229	Charlotte, N.C.	--	--	--	--	--	--
21	<b>Justin Miller</b> • Joined the team as a walk-on after transferring from Missouri. Has not played yet this season	G	Fr.	6-1	175	Columbia, Mo.	--	--	--	--	--	--
22	<b>Malcolm Brogdon</b> • Will redshirt the 2012-13 season while recovering from foot surgery	G	So.	6-5	210	Norcross, Ga.	--	--	--	--	--	--
23	<b>Justin Anderson</b> • Has scored in double figures in five of the last six games, including a career-high 17 points at Maryland (2/10/13)	G	Fr.	6-6	226	Montross, Va.	6.9	3.2	51	20	20	21.2
24	<b>Caid Kirven</b> • Played five minutes vs. Clemson (2/7/13) in first career ACC game	F	Fr.	6-8	217	Raleigh, N.C.	0.0	0.0	0	0	0	1.7
25	<b>Akil Mitchell</b> ( <i>Ah-keel</i> ) • Averaging a career-high 12.6 points, 8.8 rebounds and 1.3 steals per game	F	Jr.	6-8	230	Charlotte, N.C.	12.5	9.0	35	10	29	30.0
30	<b>Thomas Rogers</b> • Played in six games	G	Jr.	6-6	206	Farmville, Va.	0.0	0.7	2	0	0	2.4
32	<b>Darion Atkins</b> ( <i>Derry-on</i> ) • Leads the team with 25 blocked shots and is tied for second in rebounding at 4.1 per game	F	So.	6-8	225	Clinton, Md.	6.2	4.1	9	25	10	19.8

**Head Coach:**
**Associate Head Coach:**
**Assistant Coaches:**
**Director of Basketball Operations:**
**Asst. AD for Men's Basketball Administration:**
**Graduate Manager:**
**Technology & Scouting Assistant:**
**Strength and Conditioning Coach:**
**Athletic Trainer:**
**Tony Bennett** (Green Bay '92 / fourth season at Virginia)

**Ritchie McKay** (Seattle Pacific '87 / fourth season at Virginia)

**Ron Sanchez** (SUNY-Oneonta '97 / fourth season at Virginia)

**Jason Williford** (Virginia '95 / fourth season at Virginia)

**Brad Soucie** (Christian Heritage '91 / fourth season at Virginia)

**Ronnie Wideman** (Washington State '06 / fourth season at Virginia)

**Mark Vershaw** (Wisconsin '01 / first season at Virginia)

**Marlon Stewart** (Washington State '08 / first season at Virginia)

**Mike Curtis** (Virginia '98 / fourth season at Virginia)

**Ethan Saliba** (Kansas '79 / 30th year at Virginia)

**Virginia's Game-by-Game Starting Lineup**

Opponent	Guard	Guard	Guard	Forward	Forward	Record	Opponent	Guard	Guard	Guard	Forward	Forward	Record
@ GMU	Barnette	Harris	Anderson	Mitchell	Tobey	0-1	North Carolina	Jones	Harris	Jespersen	Mitchell	Atkins	7-1
Fairfield	Barnette	Harris	Jespersen	Mitchell	Atkins	1-0	@ Wake Forest	Evans	Harris	Jespersen	Mitchell	Atkins	1-1
Delaware	Anderson	Harris	Jespersen	Mitchell	Nolte	0-1	@ Clemson	Evans	Harris	Jespersen	Mitchell	Atkins	1-2
Seattle	Anderson	Harris	Jespersen	Mitchell	Nolte	1-1	Florida State	Evans	Harris	Jespersen	Mitchell	Nolte	1-0
Lamar	Jones	Harris	Jespersen	Mitchell	Nolte	1-0	@ Virginia Tech	Evans	Harris	Jespersen	Mitchell	Nolte	2-0
North Texas	Jones	Harris	Jespersen	Mitchell	Atkins	1-0	Boston College	Evans	Harris	Jespersen	Mitchell	Nolte	3-0
@ Wisconsin	Jones	Harris	Jespersen	Mitchell	Atkins	2-0	NC State	Evans	Harris	Jespersen	Mitchell	Nolte	4-0
Green Bay	Jones	Harris	Jespersen	Mitchell	Atkins	3-0	@ Georgia Tech	Evans	Harris	Jespersen	Mitchell	Nolte	4-1
Tennessee	Evans	Harris	Jespersen	Mitchell	Atkins	1-0	Clemson	Evans	Harris	Jespersen	Mitchell	Anderson	1-0
MVSU	Jones	Harris	Jespersen	Mitchell	Atkins	4-0	@ Maryland	Evans	Harris	Jespersen	Mitchell	Anderson	2-0
Morgan State	Jones	Harris	Jespersen	Mitchell	Atkins	5-0							
vs. ODU	Jones	Harris	Jespersen	Mitchell	Atkins	5-1							
Wofford	Jones	Harris	Jespersen	Mitchell	Atkins	6-1							



## The Last Time

### VIRGINIA INDIVIDUALS

- **Scored 30 points:** Mike Scott (35) at Maryland (3/4/12)
- **Scored 40 points:** Sean Singletary (41) at Miami (3/1/08)
- **Two players with 20 points:** Joe Harris (20) and Akil Mitchell (20) vs. Green Bay (12/1/12)
- **Three players with 20 points:** Chris Williams (27), Roger Mason, Jr. (22) and Donald Hand (20) vs. Duke (1/5/00)
- **Four players with 20 points:** Chris Williams (23), Donald Hand (22), Adam Hall (21), and Travis Watson (20) vs. Georgetown (3/15/00)
- **A player with back-to-back 25-point games:** Mike Scott, 28 vs. Florida State (3/1/12), 35 at Maryland (3/4/12)
- **One player scored in double figures:** Joe Harris (14) at Clemson (1/12/13)
- **No players scored in double figures:** vs. Maryland (1/27/11)
- **Five players scored in double figures:** Justin Anderson (14), Teven Jones (13), Evan Nolte (13), Joe Harris (12), Darion Mitchell (10) vs. North Texas (11/20/12)
- **Six players scored in double figures:** Sean Singletary (27), Adrian Joseph (13), Jamil Tucker (13), Mamadi Diane (12), Calvin Baker (11), Laurynas Mikalauskas (11), vs. Maryland (3/9/08)
- **Seven players scored in double figures:** Cornel Parker (20), Junior Burrough (15), Ted Jeffries (14), Cory Alexander (13), Jason Williford (12), Yuri Barnes (11) and Doug Smith (11) vs. Clemson (1/13/93)
- **Had 15 rebounds:** Akil Mitchell (16) vs. Seattle (11/17/12)
- **Had 20 rebounds:** Travis Watson (20) vs. Wofford (1/2/03)
- **Had 25 rebounds:** Bob Mortell (25) vs. Washington & Lee (2/27/60)
- **Two players with 10 rebounds:** Akil Mitchell (12) and Mike Scott (10) vs. NC State (3/9/11)
- **Three players with 10 rebounds:** Yuri Barnes (13), Jason Williford (12) and Junior Burrough (11) vs. Rice (12/4/93)
- **Double-Double:** Akil Mitchell (13 pts, 12 rebs) at Georgia Tech (2/3/13)
- **Two players had a double-double:** Mike Scott (23 pts, 10 rebs) and Akil Mitchell (10 pts, 12 rebs) vs. NC State (3/9/12)
- **Three players had a double-double:** Jason Williford (10 pts, 15 rebs), Ted Jeffries (23 pts, 10 rebs), and Cornel Parker (11 pts, 11 rebs) at William & Mary (1/25/93)
- **Double-Double with points and assists:** Sean Singletary (22 pts, 10 assts) vs. Old Dominion (3/24/08)
- **Triple-Double:** Ralph Sampson (15 pts, 22 rebs, 10 blks) vs. Old Dominion (12/29/79)
- **Four Double-Doubles in a row:** Mike Scott [5 in a row] (27 pts, 15 rebs) vs. Oklahoma (11/23/10), (16 pts, 10 rebs) vs. Wichita State (11/24/10), (17 pts, 12 rebs) at Minnesota (11/29/10), (21 pts, 13 rebs) at Virginia Tech (12/5/10), (10 pts, 13 rebs) vs. Radford (12/7/10)
- **20 points and 20 rebounds:** Travis Watson (21 pts, 20 rebs) vs. Wofford (1/2/03)
- **10 assists:** Jontel Evans (10) vs. Howard (1/4/11)
- **5 Blocked Shots:** Assane Sene (5) at Boston College (1/19/11)
- **5 Steals:** Jontel Evans (5) vs. Green Bay (12/1/12)
- **Led UVa in Points, Rebounds and Assists:** Joe Harris (19 pts, 8 rebs, 3 assts) vs. at George Mason (11/9/12)
- **Hit a last second shot to win a game:** Sean Singletary vs. Duke (2/1/07) [jumper with one second in OT]; J.R. Reynolds vs. Loyola Marymount (12/23/04) [layup with 1.5 seconds in regulation]
- **Played every minute:** Sylvan Landesberg (45) vs. Clemson (2/15/09)
- **Played 40 or more minutes:** Mike Scott (44), Sammy Zeglinski (44), Jontel Evans (42) at Maryland (3/4/12)

### VIRGINIA TEAM

- **Won in Overtime:** at Maryland, 75-72 (3/4/12)
- **Lost in Overtime:** vs. Miami, 62-69 (3/10/11)
- **Played Two Overtimes:** vs. Maryland, L 89-92 (2/19/05)
- **Played Three Overtimes:** vs. Georgetown, L 111-115 (3/15/00)
- **Shot 70 percent for a Half:** 77.3% (17-22) vs. Boston College - 2nd Half (1/26/13)
- **Shot 60 percent in a Game:** 63.8% (30-47) vs. Wofford (12/30/12)
- **Shot less than 30 percent in a Game:** 28.6% (16-56) vs. Duke (2/16/11)
- **Shot 90 percent from the free throw line:** 100% (11-11) vs. Lamar (11/19/12)
- **Shot 50 percent from 3-point line:** 57.9% (11-19) at Maryland (2/10/13)
- **Shot less than 30 percent in a half:** 28.6% (8-28) in 2nd Half at Georgia Tech (2/3/13)
- **Shot less than 20 percent in a half:** 16.7% (4-24) in 2nd Half vs. Radford (12/7/10)
- **Shot 55 percent or better and lost:** 56.9% (29-51) vs. Duke (3/14/03)
- **Attempted 50 FTs:** 52 (made 34) vs. Howard (12/12/94)
- **Made 30 FTs:** 31 (36 att.) vs. Tennessee (3/18/07)
- **Made 10 3-pt FGs:** 11 at Maryland (2/10/13)
- **Failed to make a 3-pt FG:** vs. Drake (11/21/11)
- **Had 50 rebounds:** 50 vs. North Carolina (1/15/09)
- **Had 25 assists:** 27 vs. Howard (11/21/01)
- **Had 15 steals:** 16 vs. NC State (2/24/08)
- **Had 10 blocks:** 10 at Virginia Tech (1/10/09)
- **Scored 50 pts in a half:** 58 at Minnesota, 2nd half (11/29/10)
- **Scored 60 pts in a half:** 60 vs. Gonzaga, 1st half (1/3/07)
- **Scored 70 pts in a half:** 70 vs. Coastal Carolina, 2nd half (11/20/00)
- **Scored 100 pts (ACC):** 103 vs. Maryland (1/16/07)
- **Scored 100 pts (non-conf):** 107 vs. VMI (11/16/08)
- **Scored under 20 pts in 1st half:** 15 vs. Delaware (11/13/12)
- **Scored under 20 pts in 2nd half:** 16 vs. BC (2/26/11)
- **Scored under 50 pts in a game:** 46 vs. Tennessee (12/5/12)

### OPPONENT INDIVIDUALS

- **Scored 30 points:** Erick Green (35), Virginia Tech (1/24/13)
- **Scored 35 points:** Erick Green (35), Virginia Tech (1/24/13)
- **Scored 40 points:** J.J. Redick (40), Duke (1/28/06)
- **Scored 50 points:** Len Chappell (50), Wake (2/12/62)
- **Two players with 20 points:** Kyle Singler (21) and Jon Scheyer (20), Duke (2/28/10)
- **Three players with 20 points:** Seth Curry (26), Kyle Ohman (26), Anthony Smith (21), Liberty (11/25/08)
- **Two players with 30 points:** Trevor Powell (31) and Tony Smith (31), Marquette (2/3/90)
- **No players scored in double figures:** Florida State (1/19/13)
- **Five players scored in double figures:** Isaiah Thomas (18), C.J. Wilcox (17), Abdul Gaddy (12), Terrence Ross (12), Justin Holiday (11), Washington (11/22/10)
- **Six players scored in double figures:** C.J. Harris (15), Ari Stewart (12), Travis McKie (12), J.T. Terrell (11), Ty Walker (11), Gary Clark (10), at Wake Forest (1/29/11)
- **Seven players scored in double figures:** Stanley Burrell (15), Drew Lavender (13), C.J. Anderson (12), B.J. Raymond (12), Josh Duncan (11), Charles Bronson (11), and Jason Love (10), at Xavier (1/3/08)
- **Double-Double:** C.J. Leslie (20 pts, 14 rebs) & Richard Howell (12 pts, 11 rebs), NC State (1/29/13)

- **Double-Double with points and assists:** Eric Hayes (10 pts, 11 assts), at Maryland (1/20/09)
- **Two players had a double-double:** C.J. Leslie (20 pts, 14 rebs) & Richard Howell (12 pts, 11 rebs), NC State (1/29/13)
- **Had 15 rebounds:** Jamelle Hagins (16), Delaware (11/13/12)
- **Had 20 rebounds:** Tim Duncan (23), Wake (2/22/97)
- **Had 10 assists:** Eric Hayes (11), at Maryland (1/20/09)
- **5 Blocked Shots:** Alex Len (5), at Maryland (2/10/13)
- **5 Steals:** Seth Allen (5), at Maryland (2/10/13)
- **Hit a last second shot to win a game:** Ian Miller of Florida State (3/1/12) [0.8 seconds in regulation]

### OPPONENT TEAM

- **Shot less than 30 percent in a Game:** 19% (11-58), Mississippi Valley State (12/8/12)
- **Shot less than 30 percent in a Game (ACC):** 26.9% (14-52), Maryland (2/18/12)
- **Shot 60 percent in a Game:** 63.8% (37-58), at Xavier (1/3/08)
- **Shot 55 percent or better and lost:** 55.3% (26-47), Cleveland State (11/25/09)
- **Scored 100 pts:** 106, Washington (11/22/10)
- **Scored 60 pts in a half:** 60, at Miami, 2nd half (3/1/08)
- **Scored under 20 pts in 1st half:** 10, Clemson (2/7/13)
- **Scored under 20 pts in 2nd half:** 17, Mississippi Valley State (12/8/12)
- **Scored under 50 pts in a game:** 41, Clemson (2/7/13)
- **Had 25 assists:** 27, at Xavier (1/3/08)
- **Had 15 steals:** 15, VMI (11/16/08)
- **Had 10 blocks:** 10 at Maryland (3/5/11)
- **Failed to make a 3-pt FG:** vs. Arizona State (11/27/99)



## John Paul Jones Arena Records

### ***VIRGINIA PLAYERS***

**Points:** 40, J.R. Reynolds  
vs. Wake Forest, 1/21/07

**Most 1st Half Points:** 23, Sean Singletary  
vs. Virginia Tech, 1/16/08

**Most 2nd Half Points:** 26, Sylven Landesberg  
vs. Boston College, 2/4/09

**Rebounds:** 18, Mike Scott  
vs. VMI, 11/16/08

**Field Goals:** 13, Sylven Landesberg  
vs. Boston College, 2/4/09

**Field Goal Attempts:** 23, Sylven Landesberg  
vs. Boston College, 2/4/09

**Field Goal Pct.:** 1.000 (9-9), Mike Scott  
vs. Wake Forest, 2/8/12

**3-Point Field Goals:** 8, Mustapha Farrakhan  
vs. Howard, 1/4/11

**3-Point FG Attempts:** 12, Sean Singletary  
vs. Gonzaga, 1/3/07

**3-Point FG Pct.:** 1.000 (3-3), 3x last Evan Nolte  
vs. North Texas (11/20/12)

**Free Throws Made:** 14, Sean Singletary  
vs. Hampton, 12/16/06

**Free Throw Attempts:** 16, Sean Singletary  
vs. Hampton, 12/16/06

**FT Pct.:** 1.000 (14-14), Sylven Landesberg  
vs. Florida State, 1/24/09

**Assists:** 10, three times by Sean Singletary  
last vs. Old Dominion, 3/24/08

**Steals:** 7, Sean Singletary  
vs. NC State, 2/24/08

**Blocks:** 5, Assane Sene  
vs. Hampton, 12/23/09

### ***VIRGINIA TEAM***

**Most Points:** 108 vs. Gonzaga, 1/3/07

**Fewest Points:** 41 vs. Duke, 2/16/11

**Most 1st Half:** 60 vs. Gonzaga, 1/3/07

**Fewest 1st Half:** 15, vs. Iowa State, 12/30/10

**Most 2nd Half:** 57 vs. Arizona, 11/12/06

**Fewest 2nd Half:** 15 vs. Duke, 2/16/11

**Rebounds:** 54 vs. UMEs, 11/26/06

**Field Goals:** 43 vs. VMI, 11/16/08

**Field Goal Attps.:** 82 vs. UNC, 1/15/09

**Field Goal Pct.:** .667 (32-48)  
vs. Howard, 1/4/11

**3-Pt. FG:** 18 vs. Gonzaga, 1/3/07

**3-Pt. FG Attempts:** 36 vs. Georgia Tech,  
1/27/08

**3-Point FG Pct.:** .727 (8-11)  
vs. North Texas, 11/20/12

**Free Throws:** 39 vs. Maryland, 1/16/07

**FT Attempted:** 49 vs. Maryland, 1/16/07

**Free Throw Pct.:** 1.000 (19-19)  
vs. Winthrop, 11/15/11

**Assists:** 24 vs. Howard, 11/14/07

**Steals:** 24 vs. VMI, 11/16/08

**Blocks:** 16 vs. NC State, 2/24/08

**Most Turnovers:** 21 vs. Longwood, 12/7/07

**Fewest Turnovers:** 4 vs. North Carolina, 2/25/12

### ***OPPONENT PLAYERS***

**Points:** 32, 3x last by DeWayne Jackson  
Morgan State, 12/19/12

**Most 1st Half Points:** 19, DeWayne Jackson  
Morgan State, 12/19/12

**Most 2nd Half Points:** 28, Talor Battle  
Penn State, 11/30/09

**Rebounds:** 16, 2x last by Jamelle Hagins  
Delaware, 11/13/12

**Field Goals:** 13, Elijah Millsap  
UAB, 12/30/09

**Field Goal Attempts:** 24, Malcolm Delaney  
Virginia Tech, 1/28/10

**Field Goal Pct.:** .875 (7-8), Ahmed Grant  
UNC Wilmington, (1/18/10)

**3-Point Field Goals:** 8, K.C. Rivers  
Clemson, 2/7/08

**3-Pt. FG Attempts:** 15, Malcolm Delaney  
Virginia Tech, 2/19/11

**3-Pt. FG Pct.:** 1.000 (5-5), Tony Dukes  
USC Upstate, 11/15/10

**Free Throws Made:** 15, Tyler Hansbrough  
North Carolina, 1/15/09

**FT Attempted:** 17, Tyler Hansbrough  
North Carolina, 1/15/09

**FT Pct.:** 1.000 (8-8), Tyrese Rice  
Boston College, 2/4/09

**Assists:** 11, Cliff Hammonds  
Clemson, 2/7/08

**Steals:** 5, Jon Scheyer  
Duke, 2/28/10

**Blocks:** 6, Eric Hall  
Radford, 11/21/08

### ***OPPONENT TEAM***

**Most Points:** 97, VMI, 11/16/08

**Fewest Points:** 36, Florida State, 1/19/13

**Most 1st Half:** 50, North Carolina, 1/15/09

**Fewest 1st Half:** 10, Clemson, 2/7/13

**Most 2nd Half:** 61, Gonzaga, 1/3/07

**Fewest 2nd Half:** 13, Maryland, 2/18/12

**Rebounds:** 48, North Carolina, 2/25/12

**Field Goals:** 37, VMI, 11/16/08

**Field Goal Attps.:** 79, VMI, 11/16/08

**Field Goal Pct.:** .566 (30-53)  
Liberty, 11/25/08

**3-Pt. FG:** 16, Clemson, 2/7/08

**3-Pt. FG Attempts:** 39, Hartford, 12/30/07

**3-Point FG Pct.:** .615 (16-26)  
Clemson, (2/7/08)

**Free Throws:** 26, Boston College, 2/4/09

**FT Attempted:** 31, Boston College, 2/4/09

**Free Throw Pct.:** .944 (17-18)  
American, 12/28/06

**Assists:** 22, Clemson, 2/7/08

**Steals:** 15, VMI, 11/16/08

**Blocks:** 10, Radford, 11/21/08

**Most Turnovers:** 25, NC State, 2/24/08

**Fewest Turnovers:** 4, Clemson, 1/31/12

### ***RECORD AT JPJA***

2006-07 to present 119 games.....87-32

### ***LONGEST WIN STREAK***

13 games  
from 11/17/12 vs. Seattle  
through 2/7/13 vs. NC State (active)

### ***LONGEST LOSING STREAK***

4 games  
from 2/6/10 vs. Wake Forest  
through 3/6/10 vs. Maryland

### ***MISCELLANEOUS***

**Biggest Comeback:** 19 points  
vs. Arizona, 11/12/06

**Biggest Lead Given up in a Loss:** 14 points  
vs. Bradley, 3/26/08

**Largest Lead:** 45 points  
vs. Northwestern, 11/27/07

**Biggest Deficit:** 38 points  
vs. Clemson, 2/7/08

**Largest Margin of Victory:** 42 points,  
vs. Northwestern, 11/27/07

**Largest Margin of Defeat:** 31 points,  
vs. Clemson, 2/7/08

**Overtime Games (Record):** 6 (2-4)  
Last: 61-64 loss vs. Wake Forest, 2/6/10

**VIRGINIA** 59 November 9, 2012  
**GEORGE MASON** 63 Patriot Center • Fairfax, Va.

**VIRGINIA (0-1)**

Player	FG	3FG	FT	O-D	Reb	PF	Pts	A	TO	Blk	Stl	Min
Tobey (F)	2-6	1-1	0-0	0-1	1	2	5	0	1	0	0	18
Mitchell (F)	4-6	0-0	3-5	3-4	7	1	11	0	1	1	2	30
Barnette (G)	2-6	1-5	0-0	0-0	0	1	5	0	1	0	0	27
Harris (G)	6-15	4-7	3-4	1-7	8	3	19	3	4	0	0	35
Anderson (G)	1-5	0-3	2-5	2-1	3	3	4	3	1	0	1	27
Browman	0-0	0-0	0-0	0-3	3	1	0	2	0	0	0	11
Jespersion	1-3	0-1	0-0	1-1	2	1	2	1	0	0	0	19
Nolte	2-6	2-4	0-0	1-1	2	4	6	3	2	0	0	17
Atkins	3-5	0-0	1-1	3-1	4	4	7	0	2	0	0	16
				0-2	2							
<b>TOTALS</b>	<b>21-52</b>	<b>8-21</b>	<b>9-15</b>	<b>11-21</b>	<b>32</b>	<b>20</b>	<b>59</b>	<b>12</b>	<b>12</b>	<b>1</b>	<b>3</b>	<b>200</b>
	<b>.404</b>	<b>.381</b>	<b>.600</b>									

**GEORGE MASON (1-0)**

Player	FG	3FG	FT	O-D	Reb	PF	Pts	A	TO	Blk	Stl	Min
Williams (F)	5-7	0-0	1-2	0-3	3	2	11	0	2	2	3	37
Arledge (F)	2-2	0-0	0-0	0-3	3	4	4	2	1	0	0	13
Okoloji (F)	3-5	1-1	1-2	0-4	4	1	8	0	1	0	1	24
Allen (G)	4-7	2-2	3-4	0-4	4	1	13	5	1	0	1	32
Wright (G)	6-9	2-4	1-5	0-2	2	2	15	2	2	0	0	33
Bennett	1-1	0-0	0-0	1-0	1	0	2	0	1	0	0	5
Holloway	0-2	0-1	0-0	0-1	1	0	0	0	0	0	0	4
Vaughns	0-4	0-2	0-0	0-0	0	2	0	0	1	0	0	19
Edwards	1-1	0-0	2-2	0-0	0	1	4	2	0	0	0	8
Gujanovic	2-6	2-4	0-4	2-5	7	3	6	3	1	0	0	25
		1-4	5									
<b>TOTALS</b>	<b>24-44</b>	<b>7-14</b>	<b>8-19</b>	<b>3-23</b>	<b>26</b>	<b>16</b>	<b>63</b>	<b>14</b>	<b>10</b>	<b>2</b>	<b>5</b>	<b>200</b>
	<b>.545</b>	<b>.500</b>	<b>.421</b>									

<b>VIRGINIA</b>	25	34	59
<b>GEORGE MASON</b>	28	35	63

Officials: Roger Ayers, Bernard Clinton, Tim Kelly  
 Technicals: none  
 Attendance: 9,840

**FAIRFIELD** 45 November 12, 2012  
**VIRGINIA** 54 John Paul Jones Arena • Charlottesville, Va.

**FAIRFIELD (1-1)**

Player	FG	3FG	FT	O-D	Reb	PF	Pts	A	TO	Blk	Stl	Min
Barrow (F)	1-7	0-0	0-0	1-0	1	3	2	0	0	1	1	29
Mikulic (F)	5-7	3-5	0-0	1-6	7	4	13	0	4	3	0	21
Matthews (F)	1-3	0-1	2-2	2-2	4	2	4	0	0	1	0	22
Needham (G)	4-11	2-8	0-0	0-4	4	2	10	4	3	0	1	37
Wade (G)	3-10	2-5	2-2	2-4	6	1	10	4	3	0	1	33
Jenkins	0-3	0-0	0-0	0-0	0	0	0	0	0	0	0	7
Gilbert	0-0	0-0	0-0	0-0	0	0	0	0	0	0	0	2
Sidibe	2-3	0-0	0-0	2-1	3	1	4	0	0	0	0	11
Nickerson	1-3	0-2	0-2	1-2	3	3	2	1	3	0	2	28
				1-1	2							
<b>TOTALS</b>	<b>17-47</b>	<b>7-21</b>	<b>4-6</b>	<b>10-20</b>	<b>30</b>	<b>16</b>	<b>45</b>	<b>9</b>	<b>13</b>	<b>5</b>	<b>5</b>	<b>200</b>
	<b>.362</b>	<b>.333</b>	<b>.667</b>									

**VIRGINIA (1-1)**

Player	FG	3FG	FT	O-D	Reb	PF	Pts	A	TO	Blk	Stl	Min
Mitchell (F)	4-11	0-0	4-6	3-5	8	2	12	2	1	1	1	33
Atkins (F)	0-2	0-0	0-0	0-1	1	0	0	0	1	1	0	9
Jespersion (G)	2-4	1-3	1-2	0-1	1	1	6	2	1	0	0	29
Barnette (G)	0-0	0-0	0-0	0-1	1	1	0	0	0	0	0	18
Harris (G)	5-11	0-0	5-6	2-5	7	2	15	3	1	1	1	34
Browman	0-0	0-0	0-0	0-0	0	0	0	1	3	0	0	6
Tobey	3-8	0-1	0-0	1-2	3	1	6	0	0	0	0	16
Nolte	4-6	1-2	2-2	0-1	1	0	11	2	1	0	3	28
Anderson	1-5	0-2	2-4	2-3	5	1	4	4	1	1	0	27
				3-2	5							
<b>TOTALS</b>	<b>19-47</b>	<b>2-8</b>	<b>14-20</b>	<b>11-21</b>	<b>32</b>	<b>8</b>	<b>54</b>	<b>14</b>	<b>9</b>	<b>4</b>	<b>5</b>	<b>200</b>
	<b>.404</b>	<b>.250</b>	<b>.700</b>									

<b>FAIRFIELD</b>	30	15	45
<b>VIRGINIA</b>	28	26	54

Officials: Karl Hess, Les Jones, Alfred Smith  
 Technicals: none  
 Attendance: 8,568

**DELAWARE** 59 November 13, 2012  
**VIRGINIA** 53 John Paul Jones Arena • Charlottesville, Va.

**DELAWARE (2-1)**

Player	FG	3FG	FT	O-D	Reb	PF	Pts	A	TO	Blk	Stl	Min
Brinkley (F)	3-4	0-0	0-0	1-0	1	2	6	0	4	1	0	26
Hagins (F)	4-6	0-0	2-2	5-11	16	1	10	1	2	1	1	38
Threatt (G)	6-12	1-3	1-3	0-5	5	2	14	3	4	0	3	36
Saddler (G)	3-12	2-6	7-8	0-4	4	3	15	2	2	0	0	30
Anderson (G)	2-6	2-6	0-0	1-2	3	1	6	0	1	0	1	33
Rogers	1-5	0-1	2-2	0-0	0	0	4	1	1	0	1	21
Baptiste	1-2	0-0	2-2	2-1	3	4	4	0	0	0	1	16
				1-0	1							
<b>TOTALS</b>	<b>20-47</b>	<b>5-16</b>	<b>14-17</b>	<b>10-23</b>	<b>33</b>	<b>13</b>	<b>59</b>	<b>7</b>	<b>14</b>	<b>2</b>	<b>7</b>	<b>200</b>
	<b>.426</b>	<b>.313</b>	<b>.824</b>									

**VIRGINIA (1-2)**

Player	FG	3FG	FT	O-D	Reb	PF	Pts	A	TO	Blk	Stl	Min
Nolte (F)	1-8	1-5	0-0	1-0	1	1	3	0	1	0	3	24
Mitchell (F)	5-11	0-0	5-8	5-8	13	4	15	3	1	1	0	30
Jespersion (G)	1-4	0-3	0-0	0-5	5	2	2	2	0	1	0	34
Harris (G)	7-19	3-9	3-4	2-2	4	5	20	1	3	0	0	38
Anderson (G)	1-3	0-1	0-0	1-0	1	3	2	2	4	1	2	30
Browman	0-2	0-2	0-0	0-1	1	0	0	1	0	0	0	8
Evans	0-0	0-0	0-0	0-1	1	1	0	0	2	0	0	3
Barnette	0-1	0-1	0-0	0-0	0	1	0	0	0	0	0	5
Tobey	0-2	0-0	0-0	0-1	1	0	0	0	1	1	0	5
Atkins	5-7	0-0	1-3	3-0	3	0	11	1	0	0	0	23
				4-1	5							
<b>TOTALS</b>	<b>20-57</b>	<b>4-21</b>	<b>9-15</b>	<b>16-19</b>	<b>35</b>	<b>17</b>	<b>53</b>	<b>10</b>	<b>12</b>	<b>4</b>	<b>5</b>	<b>200</b>
	<b>.351</b>	<b>.190</b>	<b>.600</b>									

<b>DELAWARE</b>	28	31	59
<b>VIRGINIA</b>	15	38	53

Officials: Tim Nestor, Tony Chiazza, Bill Covington, Jr.  
 Technicals: none  
 Attendance: 8,490

**SEATTLE** 43 November 17, 2012  
**VIRGINIA** 83 John Paul Jones Arena • Charlottesville, Va.

**SEATTLE (1-1)**

Player	FG	3FG	FT	O-D	Reb	PF	Pts	A	TO	Blk	Stl	Min
Sunderhaus (F)	4-8	1-2	0-0	3-3	6	3	9	0	1	0	1	20
Trent (F)	1-5	0-1	0-0	1-3	4	3	2	0	6	0	1	17
Green (C)	2-3	0-0	2-3	2-0	2	2	6	0	0	0	0	14
Obasi (G)	1-5	0-0	2-5	0-0	0	0	4	1	0	0	1	18
Carter (G)	3-15	2-8	0-0	1-1	2	1	8	1	4	0	1	24
Tate	0-5	0-1	2-2	3-3	6	3	2	0	3	0	1	22
Pickett	1-5	0-1	0-0	0-1	1	3	2	1	2	0	3	16
Rasmussen	3-6	2-5	0-0	0-1	1	1	8	0	1	0	1	27
Crook	0-2	0-1	1-2	1-0	1	0	1	0	0	0	0	12
Trimble	0-2	0-0	1-2	0-0	0	0	1	1	0	0	0	11
Diop	0-0	0-0	0-0	0-0	0	0	0	0	0	0	0	2
Bidart	0-1	0-0	0-0	0-0	0	2	0	0	0	0	1	4
Flora	0-2	0-0	0-0	0-2	2	1	0	0	2	0	10	13
				3-1	4							
<b>TOTALS</b>	<b>15-59</b>	<b>5-19</b>	<b>8-14</b>	<b>14-15</b>	<b>29</b>	<b>19</b>	<b>43</b>	<b>4</b>	<b>19</b>	<b>0</b>	<b>10</b>	<b>200</b>
	<b>.254</b>	<b>.263</b>	<b>.571</b>									

**VIRGINIA (2-2)**

Player	FG	3FG	FT	O-D	Reb	PF	Pts	A	TO	Blk	Stl	Min
Nolte (F)	4-7	2-3	0-0	10-	1	1	10	3	1	0	1	22
Mitchell (F)	5-7	0-0	4-4	6-10	16	2	14	1	2	0	3	26
Jespersion (G)	1-6	1-4	0-0	0-1	1	2	3	5	2	0	0	20
Harris (G)	2-5	1-2	2-3	0-1	1	3	7	0	2	0	0	20
Anderson (G)	4-5	0-1	3-3	0-2	2	0	11	4	3	2	1	21
Browman	0-0	0-0	1-2	0-2	2	0	1	0	0	0	0	7
Barnette	3-4	2-3	0-0	0-2	2	1	8	4	3	0	0	22
Jones	1-3	0-1	2-2	0-3	3	3	4	1	2	0	0	25
Tobey	5-8	0-0	7-8	0-4	4	0	17	1	2	0	0	15
Rogers	0-1	0-0	0-0	0-0	0	1	0	1	0	0	0	4
Atkins	3-4	0-0	2-2	2-4	6	0	8	1	2	4	2	18
				0-3	3							
<b>TOTALS</b>	<b>28-50</b>	<b>6-14</b>	<b>21-24</b>	<b>9-32</b>	<b>41</b>	<b>13</b>	<b>83</b>	<b>21</b>	<b>19</b>	<b>6</b>	<b>7</b>	<b>200</b>
	<b>.560</b>	<b>.429</b>	<b>.875</b>									

<b>SEATTLE</b>	13	30	43
<b>VIRGINIA</b>	44	39	83

Officials: Karl Hess, Roger Ayers, Les Jones  
 Technicals: none  
 Attendance: 9,160

**LAMAR** 44 November 19, 2012  
**VIRGINIA** 63 John Paul Jones Arena • Charlottesville, Va.

### LAMAR (0-4)

Player	FG	3FG	FT	O-D	Reb	PF	Pts	A	TO	Blk	Stl	Min
Mitchell (F)	4-8	0-0	0-0	1-1	2	0	8	1	2	1	1	31
Wilson (F)	0-4	0-0	2-2	1-2	3	1	2	0	2	0	0	15
Brown (F)	3-7	0-0	5-6	0-6	6	1	11	2	1	1	0	33
Minton (G)	1-6	0-1	0-0	2-4	6	2	2	2	2	2	1	28
Minor (G)	0-2	0-0	0-0	0-0	0	1	0	0	2	0	0	11
Blanks	2-8	2-4	2-2	0-3	3	1	8	1	2	0	1	27
Acosta	4-7	0-0	2-2	1-2	3	4	10	1	1	1	0	30
Hancock	1-2	1-1	0-0	0-1	1	1	3	1	1	0	0	20
Webb	0-1	0-0	0-0	0-1	1	1	0	0	1	0	0	2
Ebomwonyi	0-1	0-0	0-0	0-0	0	1	0	0	0	1	0	3
				1-2	3							
<b>TOTALS</b>	<b>15-46</b>	<b>3-6</b>	<b>11-12</b>	<b>6-22</b>	<b>28</b>	<b>13</b>	<b>44</b>	<b>8</b>	<b>14</b>	<b>6</b>	<b>3</b>	<b>200</b>
	<b>.326</b>	<b>.500</b>	<b>.917</b>									

### VIRGINIA (3-2)

Player	FG	3FG	FT	O-D	Reb	PF	Pts	A	TO	Blk	Stl	Min
Nolte (F)	1-4	0-2	0-0	0-0	0	3	2	1	0	0	3	22
Mitchell (F)	2-7	0-0	6-6	3-5	8	2	10	2	0	0	0	23
Jespersion (G)	3-6	3-5	0-0	0-5	5	0	9	1	2	2	1	32
Jones (G)	2-5	0-1	2-2	0-0	0	3	6	2	1	1	1	27
Harris (G)	7-11	3-5	0-0	0-5	5	1	17	2	0	2	3	25
Browman	0-0	0-0	0-0	0-0	0	0	0	0	0	0	0	3
Barnette	1-2	0-1	0-0	0-1	1	1	2	1	1	0	0	10
Tobey	3-8	0-1	0-0	0-1	1	2	6	0	2	1	0	17
Anderson	2-6	0-1	2-2	0-3	3	0	6	2	2	1	1	20
Rogers	0-0	0-0	0-0	0-0	0	0	0	0	0	0	0	2
Atkins	2-4	0-0	1-1	0-1	1	4	5	1	1	1	0	19
				4-1	5							
<b>TOTALS</b>	<b>23-53</b>	<b>6-16</b>	<b>11-11</b>	<b>7-22</b>	<b>29</b>	<b>16</b>	<b>63</b>	<b>12</b>	<b>9</b>	<b>8</b>	<b>9</b>	<b>200</b>
	<b>.434</b>	<b>.375</b>	<b>1.000</b>									

**LAMAR** 18 26 44  
**VIRGINIA** 32 31 63  
 Officials: Gary Prager, Chris Beaver, Tony Chiazza  
 Technicals: None  
 Attendance: 1,444

**NORTH TEXAS** 64 November 20, 2012  
**VIRGINIA** 80 John Paul Jones Arena • Charlottesville, Va.

### NORTH TEXAS (3-3)

Player	FG	3FG	FT	O-D	Reb	PF	Pts	A	TO	Blk	Stl	Min
T. Mitchell (F)	4-8	1-5	7-9	4-5	9	3	16	0	3	3	1	34
Franklin (F)	1-5	0-0	3-4	4-2	6	2	5	1	2	2	1	21
A. Williams (G)	4-11	0-0	3-5	1-0	1	2	11	0	1	0	2	33
Jones (G)	3-8	0-2	0-0	2-1	3	4	6	2	1	0	1	23
J. Williams (G)	4-15	0-6	4-5	2-0	2	4	12	0	4	0	0	28
Holmen	1-5	0-2	2-2	2-3	5	2	4	0	0	0	0	15
Hardwick	0-0	0-0	0-1	0-1	1	2	0	2	1	0	0	20
A. Mitchell	0-0	0-0	0-0	0-0	0	0	0	0	0	0	0	1
Patton	1-2	1-2	0-0	0-0	0	0	3	0	0	0	1	6
Overlander	1-2	1-2	0-0	0-0	0	0	3	0	0	0	1	8
Stojiljkovic	0-0	0-0	0-0	0-0	0	1	0	0	1	0	0	4
Coleman	2-2	0-0	0-0	1-0	1	1	4	0	1	0	0	7
				5-1	6							
<b>TOTALS</b>	<b>21-58</b>	<b>3-19</b>	<b>19-26</b>	<b>21-33</b>	<b>34</b>	<b>21</b>	<b>64</b>	<b>5</b>	<b>14</b>	<b>5</b>	<b>7</b>	<b>200</b>
	<b>.362</b>	<b>.158</b>	<b>.731</b>									

### VIRGINIA (4-2)

Player	FG	3FG	FT	O-D	Reb	PF	Pts	A	TO	Blk	Stl	Min
Mitchell (F)	3-5	0-0	2-3	0-4	4	4	8	1	4	0	0	24
Atkins (F)	5-10	0-0	0-0	5-4	9	3	10	1	1	2	1	31
Jespersion (G)	2-2	1-1	0-0	0-1	1	3	5	2	3	1	1	24
Jones (G)	3-6	1-2	6-7	0-1	1	3	13	4	3	0	1	31
Harris (G)	3-6	3-4	3-4	0-2	2	3	12	2	1	1	0	21
Barnette	0-0	0-0	0-0	0-0	0	0	0	0	0	0	0	8
Tobey	2-2	0-0	1-2	0-0	0	0	5	1	0	0	0	9
Nolte	5-5	3-3	0-0	0-4	4	2	13	3	3	0	1	29
Anderson	4-10	0-1	6-8	3-1	4	2	14	4	0	1	3	23
				1-2	3							
<b>TOTALS</b>	<b>27-46</b>	<b>8-11</b>	<b>18-24</b>	<b>9-19</b>	<b>28</b>	<b>20</b>	<b>80</b>	<b>18</b>	<b>15</b>	<b>5</b>	<b>7</b>	<b>200</b>
	<b>.587</b>	<b>.727</b>	<b>.750</b>									

**NORTH TEXAS** 22 42 64  
**VIRGINIA** 42 38 80  
 Officials: Brian Shey, Alvin Cox, Evon Burroughs  
 Technicals: North Texas-Head Coach Tony Benford  
 Attendance: 1,745

**VIRGINIA** 60 November 28, 2012  
**WISCONSIN** 54 Kohl Center • Madison, Wis.

### VIRGINIA (5-2)

Player	FG	3FG	FT	O-D	Reb	PF	Pts	A	TO	Blk	Stl	Min
Mitchell (F)	3-6	0-0	5-6	3-7	10	2	11	2	3	0	0	33
Atkins (F)	6-9	0-0	2-3	3-4	7	2	14	1	1	2	1	35
Jespersion (G)	0-3	0-1	0-0	1-2	3	2	0	0	0	0	0	24
Jones (G)	1-2	0-0	0-0	0-0	0	2	2	3	4	1	2	25
Harris (G)	8-19	1-7	5-6	1-4	5	1	22	5	0	0	0	35
Evans	0-2	0-0	0-0	0-4	4	0	0	0	1	0	0	16
Tobey	0-1	0-0	0-0	0-0	0	1	0	0	0	0	0	4
Nolte	2-2	2-2	2-2	0-3	3	2	8	1	1	1	0	19
Anderson	1-2	1-2	0-0	0-4	4	0	3	0	0	0	0	9
				0-0	0							
<b>TOTALS</b>	<b>21-46</b>	<b>4-12</b>	<b>14-17</b>	<b>8-28</b>	<b>36</b>	<b>12</b>	<b>60</b>	<b>12</b>	<b>10</b>	<b>4</b>	<b>3</b>	<b>200</b>
	<b>.457</b>	<b>.333</b>	<b>.824</b>									

### WISCONSIN (4-3)

Player	FG	3FG	FT	O-D	Reb	PF	Pts	A	TO	Blk	Stl	Min
Evans (F)	4-12	0-2	0-0	3-3	6	3	8	1	0	2	2	36
Bruesewitz (F)	3-7	0-3	0-1	1-0	1	2	6	4	1	1	0	30
Berggren (F)	4-8	2-3	2-2	1-1	2	0	12	0	1	0	0	30
Brust (G)	6-16	3-9	0-0	0-4	4	2	15	0	1	0	1	37
Jackson (G)	2-7	1-1	0-0	0-4	4	2	5	5	1	0	2	32
Marshall	1-2	1-1	0-0	0-1	1	2	3	1	1	0	0	11
Dekker	1-2	1-2	2-2	0-0	0	4	5	1	0	0	1	21
Kaminsky	0-1	0-1	0-0	0-0	0	0	0	0	0	0	0	3
				2-5	7							
<b>TOTALS</b>	<b>21-55</b>	<b>8-22</b>	<b>4-5</b>	<b>7-18</b>	<b>25</b>	<b>15</b>	<b>54</b>	<b>12</b>	<b>5</b>	<b>3</b>	<b>6</b>	<b>200</b>
	<b>.382</b>	<b>.364</b>	<b>.800</b>									

**VIRGINIA** 24 36 60  
**WISCONSIN** 23 31 54  
 Officials: Mike Kitts, Terry Wymer, John Higgins  
 Technicals: None  
 Attendance: 16,690

**GREEN BAY** 51 December 1, 2012  
**VIRGINIA** 67 John Paul Jones Arena • Charlottesville, Va.

### GREEN BAY (3-4)

Player	FG	3FG	FT	O-D	Reb	PF	Pts	A	TO	Blk	Stl	Min
Fouse (F)	2-5	0-1	0-0	0-5	5	2	4	2	1	1	2	30
Coughill (F)	1-6	1-3	2-2	1-4	5	1	5	2	1	0	0	24
Brown (C)	5-11	2-3	2-4	2-4	6	4	14	0	5	0	0	28
Muhammad (G)	3-9	2-7	0-0	1-1	2	0	8	1	2	0	0	28
Sykes (G)	4-13	0-0	4-4	1-2	3	3	12	3	1	0	3	38
Love	0-0	0-0	0-0	0-0	0	2	0	1	0	0	0	9
Cerroni	1-4	0-3	1-1	1-0	1	1	3	1	3	0	0	17
Mays	2-5	0-0	1-2	2-4	6	0	5	1	0	1	0	26
				1-2	3							
<b>TOTALS</b>	<b>18-53</b>	<b>5-17</b>	<b>10-13</b>	<b>9-22</b>	<b>31</b>	<b>13</b>	<b>51</b>	<b>11</b>	<b>13</b>	<b>2</b>	<b>5</b>	<b>200</b>
	<b>.340</b>	<b>.294</b>	<b>.769</b>									

### VIRGINIA (6-2)

Player	FG	3FG	FT	O-D	Reb	PF	Pts	A	TO	Blk	Stl	Min
Mitchell (F)	9-12	0-0	2-2	0-9	9	2	20	2	1	1	0	26
Atkins (F)	2-6	0-0	3-6	2-9	11	2	7	3	2	4	0	36
Jespersion (G)	3-5	2-4	0-0	0-1	1	2	8	1	0	0	1	26
Jones (G)	0-1	0-0	0-0	0-0	0	3	0	2	1	0	1	19
Harris (G)	8-14	4-7	0-0	0-2	2	1	20	2	3	0	0	35
Evans	1-5	0-0	0-0	0-3	3	1	2	7	2	0	5	23
Tobey	1-3	0-0	1-1	1-0	1	1	3	1	1	0	0	8
Nolte	0-1	0-1	2-2	0-2	2	2	2	2	0	0	0	15
Anderson	2-5	1-2	0-0	1-0	1	0	5	0	0	0	0	12
				0-2	2							
<b>TOTALS</b>	<b>26-52</b>	<b>7-14</b>	<b>8-11</b>	<b>4-28</b>	<b>32</b>	<b>14</b>	<b>67</b>	<b>20</b>	<b>10</b>	<b>5</b>	<b>7</b>	<b>200</b>
	<b>.500</b>	<b>.500</b>	<b>.727</b>									

**GREEN BAY** 27 24 51  
**VIRGINIA** 31 36 67  
 Officials: Mike Eades, Brian Dorsey, Jerry Heater  
 Technicals: None  
 Attendance: 9,600





**MISS. VALLEY ST. 39** December 8, 2012  
**VIRGINIA 67** John Paul Jones Arena • Charlottesville, Va.

**MISSISSIPPI VALLEY STATE (0-5)**

Player	FG	3FG	FT	O-D	Reb	PF	Pts	A	TO	Blk	Stl	Min
Usher (F)	5-18	2-9	2-3	0-6	6	1	14	0	1	0	0	33
Ralling (F)	2-8	1-5	2-2	1-4	5	3	7	1	0	0	1	33
Francis (F)	0-2	0-1	0-0	0-2	2	1	0	0	1	0	0	11
Holley (C)	0-2	0-0	0-0	1-1	2	2	0	0	1	0	0	15
Marshall	0-5	0-2	0-0	1-0	1	0	0	1	3	0	0	22
Smith	1-6	0-0	4-6	5-1	6	5	6	0	3	1	0	31
Dobbs	0-4	0-4	0-0	0-0	0	1	0	0	0	0	0	10
Henry	0-6	0-1	2-2	4-1	5	0	2	0	1	0	1	20
Tomlin	3-7	0-1	4-5	1-5 2-4	6 6	0	10	1	1	0	1	25
TOTALS	11-58 .190	3-23 .130	14-18 .778	15-24	39	13	39	3	11	1	3	200

**VIRGINIA (8-2)**

Player	FG	3FG	FT	O-D	Reb	PF	Pts	A	T/O	Blk	Stl	Min
Mitchell (F)	9-14	0-0	2-3	2-3	5	2	20	1	1	0	4	16
Atkins (F)	7-11	0-0	0-2	2-5	7	2	14	0	0	1	1	23
Jesperson (G)	1-3	1-2	0-0	-0.1	1	2	3	1	1	0	1	20
Jones (G)	1-4	0-2	0-0	0-3	3	2	2	2	1	0	0	21
Harris (G)	0-4	0-2	3-4	0-3	3	1	3	6	1	1	0	27
Browman	0-1	0-1	0-0	0-2	2	2	0	0	1	0	0	13
Barnette	1-2	1-2	0-0	0-1	1	2	3	4	3	0	0	18
Tobey	2-4	0-0	1-1	1-2	3	0	5	0	1	3	0	12
Nolte	1-1	0-0	0-0	1-3	4	2	2	1	0	1	1	18
Anderson	6-11	1-3	2-2	1-8	9	1	15	2	0	2	2	27
Kirven	0-1	0-0	0-0	0-0	0	1	0	0	1	0	0	2
Rogers	0-0	0-0	0-2	0-1 0-3	1 3	0	0	0	0	0	0	3
TOTALS	28-56	3-12	8-14	7-35	42	17	67	17	10	8	9	200
	.500	.250	.571									

<b>MISS. VALLEY ST.</b>	22	17	39	Officials:	Sean Hull, Bernard Clinton, Jeff Nichols
<b>VIRGINIA</b>	36	31	67	Technicals:	None
				Attendance:	8,691

**VIRGINIA** 61 December 22, 2012  
**OLD DOMINION** 63 Richmond Coliseum • Richmond, Va.

**VIRGINIA (9-3)**[illegible]

**OLD DOMINION (2-10)**

[illegible]

<b>VIRGINIA</b>	25	36	61	Officials:	Karl Hess, Doug Sirmons, Tim Comer
<b>OLD DOMINION</b>	20	43	63	Technicals:	None
				Attendance:	6,944

**WOFFORD** 39 December 30, 2012  
**VIRGINIA** 74 John Paul Jones Arena • Charlottesville, Va.

**WOFFORD (6-7)**

Player	FG	3FG	FT	O-D	Reb	PF	Pts	A	TO	Blk	Stl	Min
Smith (F)	1-2	0-0	0-0	1-2	3	0	2	0	0	0	0	22
Skinner (F)	2-8	0-2	2-2	1-3	4	1	4	1	2	0	0	28
Cochran (G)	1-11	1-7	2-2	1-1	2	2	5	0	2	0	2	24
Swinton (G)	0-0	0-0	0-0	0-0	0	0	0	0	2	0	1	19
Collins (G)	5-9	3-6	4-4	0-2	2	1	17	1	4	0	0	30
Korkowski	0-0	0-0	0-0	0-0	0	0	0	0	0	0	0	3
Byrd	0-2	0-1	0-0	0-2	2	2	0	1	1	0	0	8
Faithfull	1-1	0-0	0-0	0-2	2	4	2	3	3	0	1	21
Wagener	1-2	1-2	0-0	0-1	1	0	3	0	2	0	1	16
Gordon	2-4	0-1	0-2	0-1	1	0	4	0	0	0	2	10
Neumann	1-3	0-0	0-0	0-1	1	2	2	0	1	0	0	17
Hickson	0-0	0-0	0-0	0-1	1	0	0	0	0	0	0	2
<b>TOTALS</b>	<b>14-42</b>	<b>5-19</b>	<b>6-10</b>	<b>3-16</b>	<b>19</b>	<b>12</b>	<b>39</b>	<b>6</b>	<b>17</b>	<b>0</b>	<b>7</b>	<b>200</b>
	<b>.333</b>	<b>.263</b>	<b>.600</b>									

**VIRGINIA (10-3)**

Player	FG	3FG	FT	O-D	Reb	PF	Pts	A	TO	Blk	Stl	Min
Mitchell (F)	6-7	0-0	3-4	1-5	6	1	15	2	1	0	4	25
Atkins (F)	0-2	0-0	0-0	0-0	0	0	0	0	1	0	0	7
Jespersion (G)	1-1	1-1	0-0	0-1	1	1	3	1	1	1	0	15
Jones (G)	2-4	2-2	0-2	0-1	1	2	6	3	1	0	0	17
Harris (G)	5-6	2-2	3-4	0-4	4	1	15	3	3	0	2	25
Browman	0-0	0-0	0-0	0-2	2	1	0	6	3	0	0	23
Barnette	1-2	1-2	0-0	0-1	1	1	3	1	0	0	0	10
Tobey	9-10	1-1	0-0	1-5	6	1	19	1	1	1	0	27
Nolte	3-6	1-3	0-0	1-5	6	3	7	2	0	0	0	22
Anderson	3-7	0-3	0-0	1-1	2	1	6	3	1	0	2	25
Kirven	0-0	0-0	0-0	0-1	1	0	0	0	0	0	0	2
Rogers	0-2	0-1	0-0	0-1	1	0	0	0	0	0	0	2
<b>TOTALS</b>	<b>30-47</b>	<b>8-15</b>	<b>6-10</b>	<b>4-27</b>	<b>31</b>	<b>12</b>	<b>74</b>	<b>22</b>	<b>12</b>	<b>2</b>	<b>8</b>	<b>200</b>
	<b>.638</b>	<b>.533</b>	<b>.600</b>									

<b>WOFFORD</b>	17	22	39
<b>VIRGINIA</b>	31	43	74

Officials: Jamie Luckie, William Humes, Ray Perone  
 Technicals: None  
 Attendance: 9,387

**VIRGINIA** 52 January 9, 2013  
**WAKE FOREST** 55 Joel Coliseum • Winston-Salem, N.C.

**VIRGINIA (11-4, 1-1 ACC)**

Player	FG	3FG	FT	O-D	Reb	PF	Pts	A	TO	Blk	Stl	Min
Mitchell (F)	5-9	0-0	0-1	5-5	10	1	10	0	3	1	2	31
Atkins (F)	0-4	0-0	2-2	0-2	2	2	2	0	1	0	0	16
Evans (G)	1-4	0-0	0-0	1-3	4	3	2	3	4	0	0	24
Jespersion (G)	0-2	0-1	0-0	0-0	0	1	0	0	2	0	0	21
Harris (G)	5-14	2-3	1-1	2-2	4	4	13	2	4	1	1	34
Barnette	0-0	0-0	0-0	0-0	0	0	0	0	0	0	0	1
Jones	0-1	0-0	0-0	0-1	1	1	0	1	1	0	2	15
Tobey	6-9	0-0	2-2	4-3	7	1	14	0	0	0	0	21
Nolte	1-7	1-7	3-4	0-3	3	3	6	0	1	1	1	20
Anderson	2-5	0-0	1-2	4-4	8	3	5	2	1	0	0	17
				1-0	1							
<b>TOTALS</b>	<b>20-55</b>	<b>3-11</b>	<b>9-12</b>	<b>17-23</b>	<b>40</b>	<b>19</b>	<b>52</b>	<b>8</b>	<b>17</b>	<b>3</b>	<b>6</b>	<b>200</b>
	<b>.364</b>	<b>.273</b>	<b>.750</b>									

**WAKE FOREST (8-6, 1-1 ACC)**

Player	FG	3FG	FT	O-D	Reb	PF	Pts	A	TO	Blk	Stl	Min
Thomas (F)	1-1	0-0	0-0	1-7	8	3	2	2	5	3	0	26
McKie (F)	4-10	1-3	5-5	1-3	4	1	14	3	0	2	2	33
Adala Moto (F)	4-8	0-2	1-5	0-0	0	2	9	0	1	1	1	20
Miller-McIntyre (G)	2-6	0-1	0-0	1-3	4	1	4	1	2	0	1	28
Harris (G)	3-10	2-4	8-8	0-1	1	2	16	1	2	1	0	30
Jones	1-1	0-0	0-1	0-1	1	1	2	1	1	1	0	17
Fischer	1-3	1-2	0-0	1-1	2	0	3	1	1	0	1	16
Rountree	0-0	0-0	0-0	0-0	0	0	0	1	0	1	0	11
Cavanaugh	2-5	0-3	1-2	0-3	3	3	5	0	0	0	0	19
				1-0	1							
<b>TOTALS</b>	<b>18-44</b>	<b>4-15</b>	<b>15-21</b>	<b>5-19</b>	<b>24</b>	<b>13</b>	<b>55</b>	<b>10</b>	<b>12</b>	<b>9</b>	<b>5</b>	<b>200</b>
	<b>.449</b>	<b>.571</b>	<b>.500</b>									

<b>VIRGINIA</b>	22	30	52
<b>WAKE FOREST</b>	29	26	55

Officials: Raymond Styons, Tim Kelly, Brian O'Connell  
 Technicals: None  
 Attendance: 9,217

**NO. CAROLINA** 52 January 6, 2013  
**VIRGINIA** 61 John Paul Jones Arena • Charlottesville, Va.

**NORTH CAROLINA (10-4, 0-1 ACC)**

Player	FG	3FG	FT	O-D	Reb	PF	Pts	A	TO	Blk	Stl	Min
Hubert (F)	1-2	0-0	1-2	0-2	2	2	3	0	0	0	0	19
Bullock (F)	7-9	4-6	4-4	2-3	5	1	22	1	0	1	0	32
McAdoo (F)	4-9	0-0	2-4	0-7	7	2	10	0	4	0	1	30
Strickland (G)	2-7	0-0	0-0	0-0	0	2	4	3	0	0	1	28
Paige (G)	1-7	0-3	0-0	0-3	3	2	2	2	2	0	0	28
James	0-1	0-0	0-2	0-4	4	1	0	0	2	0	0	9
McDonald	0-3	0-3	0-0	0-0	0	2	0	0	2	0	1	15
Johnson	1-2	0-0	0-0	1-1	2	1	2	1	1	1	1	10
Hairston	3-9	1-5	1-3	1-4	5	4	8	2	1	0	0	22
Tokoto	0-2	0-0	1-2	1-0	1	1	1	0	0	0	0	7
				3-3	6							
<b>TOTALS</b>	<b>19-51</b>	<b>5-17</b>	<b>9-17</b>	<b>8-27</b>	<b>35</b>	<b>18</b>	<b>52</b>	<b>9</b>	<b>12</b>	<b>2</b>	<b>4</b>	<b>200</b>
	<b>.373</b>	<b>.294</b>	<b>.529</b>									

**VIRGINIA (11-3, 1-0 ACC)**

Player	FG	3FG	FT	O-D	Reb	PF	Pts	A	TO	Blk	Stl	Min
Mitchell (F)	2-5	0-0	3-8	2-9	11	3	7	1	1	0	2	31
Atkins (F)	1-4	0-0	0-0	0-3	3	2	2	0	0	2	0	16
Jespersion (G)	2-6	1-2	2-2	0-1	1	3	7	2	0	0	0	20
Jones (G)	2-4	2-2	0-0	0-2	2	0	6	0	3	0	1	20
Harris (G)	7-11	2-4	3-6	1-4	5	2	19	1	1	0	2	36
Evans	4-7	0-0	0-0	0-0	0	2	8	6	3	0	0	21
Tobey	1-5	0-0	0-0	1-2	3	0	2	0	3	1	0	14
Nolte	3-5	3-5	0-0	0-1	1	2	9	2	0	1	1	23
Anderson	0-2	0-1	1-2	1-3	4	0	1	2	0	2	0	19
				0-2	2							
<b>TOTALS</b>	<b>22-49</b>	<b>8-14</b>	<b>9-18</b>	<b>5-27</b>	<b>32</b>	<b>14</b>	<b>61</b>	<b>14</b>	<b>11</b>	<b>6</b>	<b>6</b>	<b>200</b>
	<b>.449</b>	<b>.571</b>	<b>.500</b>									

<b>NORTH CAROLINA</b>	25	27	52
<b>VIRGINIA</b>	24	37	61

Officials: Karl Hess, Doug Sirmons, John Cahill  
 Technicals: None  
 Attendance: 12,117

**VIRGINIA** 44 January 12, 2013  
**CLEMSON** 59 Littlejohn Coliseum • Clemson, S.C.

**VIRGINIA (11-5, 1-2 ACC)**

Player	FG	3FG	FT	O-D	Reb	PF	Pts	A	TO	Blk	Stl	Min
Mitchell (F)	3-5	0-0	1-2	3-6	9	2	7	3	4	1	2	31
Atkins (F)	1-3	0-0	0-0	0-1	1	3	2	1	0	2	0	15
Evans (G)	1-1	0-0	0-2	0-1	1	1	2	3	5	0	0	33
Jespersion (G)	1-6	1-4	2-2	0-0	0	1	5	0	0	0	0	27
Harris (G)	5-13	2-7	2-2	0-5	5	3	14	3	0	0	1	31
Jones	1-3	0-2	0-0	0-0	0	1	2	0	0	0	1	10
Tobey	3-9	0-0	0-0	1-1	2	2	6	1	0	0	0	15
Nolte	2-4	2-3	0-0	1-0	1	2	6	0	0	0	0	24
Anderson	0-4	0-1	0-0	1-1	2	2	0	0	2	0	0	14
				1-1	2							
<b>TOTALS</b>	<b>17-48</b>	<b>5-17</b>	<b>5-8</b>	<b>7-16</b>	<b>23</b>	<b>17</b>	<b>44</b>	<b>11</b>	<b>12</b>	<b>3</b>	<b>4</b>	<b>200</b>
	<b>.354</b>	<b>.294</b>	<b>.625</b>									

**CLEMSON (9-6, 1-2 ACC)**

Player	FG	3FG	FT	O-D	Reb	PF	Pts	A	TO	Blk	Stl	Min
Jennings (F)	7-13	5-8	2-4	2-9	11	3	21	3	2	1	1	37
McDaniels (F)	0-0	0-0	6-8	0-3	3	2	6	1	4	3	0	31
Booker (C)	3-10	0-0	9-12	1-8	9	3	15	1	3	2	0	36
Filer (G)	0-2	0-1	2-3	0-1	1	2	2	3	2	0	0	28
Hall (G)	4-4	0-0	0-0	0-0	0	1	8	2	0	0	0	36
Harrison	2-3	1-1	0-0	0-2	2	1	5	2	2	0	1	25
Sullivan	0-0	0-0	0-0	0-1	1	1	0	0	1	0	0	3
Nnoko	1-1	0-0	0-0	0-0	0	0	2	0	0	0	0	4
				1-1	2							
<b>TOTALS</b>	<b>17-33</b>	<b>6-10</b>	<b>19-27</b>	<b>4-25</b>	<b>29</b>	<b>13</b>	<b>59</b>	<b>12</b>	<b>15</b>	<b>6</b>	<b>2</b>	<b>200</b>
	<b>.515</b>	<b>.600</b>	<b>.704</b>									

<b>VIRGINIA</b>	20	24	44
<b>CLEMSON</b>	24	35	59

Officials: Ray Natili, Brian Dorsey, Tim Nestor  
 Technicals: None  
 Attendance: 7,795

**FLORIDA STATE 36** January 19, 2013  
**VIRGINIA 56** John Paul Jones Arena • Charlottesville, Va.

**FLORIDA STATE (10-7, 2-2 ACC)**

Player	FG	3FG	FT	O-D	Reb	PF	Pts	A	TO	Blk	Stl	Min
White (F)	4-9	0-2	0-0	3-2	5	4	8	0	2	1	1	29
Turpin (C)	0-0	0-0	0-0	0-0	0	1	0	0	0	0	0	6
Brandon (G)	1-4	0-1	0-1	0-1	1	0	2	0	3	1	1	20
Snaer (G)	4-9	1-5	0-0	1-1	2	2	9	2	5	1	1	35
Whisnant (G)	0-3	0-3	0-0	0-0	0	2	0	1	1	1	0	26
Bookert	0-0	0-0	0-0	0-0	0	0	0	0	1	0	0	8
Shannon	1-2	0-0	1-2	2-2	4	3	3	1	3	0	3	23
Gilchrist	2-3	0-0	0-1	0-0	0	1	4	0	0	0	0	9
Bojanovsky	2-3	0-0	0-0	1-0	1	0	4	0	0	0	0	7
Thomas	1-3	0-2	0-0	1-1	2	0	2	0	0	0	0	17
Miller	1-5	0-2	2-4	0-4	4	0	4	1	3	0	0	19
Ojo	0-2	0-0	0-0	1-0	1	0	0	0	0	0	0	1
				0-2	2							
<b>TOTALS</b>	<b>16-43</b>	<b>1-15</b>	<b>3-8</b>	<b>9-13</b>	<b>22</b>	<b>13</b>	<b>36</b>	<b>5</b>	<b>18</b>	<b>4</b>	<b>6</b>	<b>200</b>
	<b>.372</b>	<b>.067</b>	<b>.375</b>									

**VIRGINIA (12-5, 2-2 ACC)**

Player	FG	3FG	FT	O-D	Reb	PF	Pts	A	TO	Blk	Stl	Min
Mitchell (F)	6-7	0-0	1-2	1-4	5	4	13	3	2	0	2	34
Evans (G)	3-8	0-0	0-0	2-3	5	1	6	7	5	0	1	28
Jespersion (G)	3-5	2-2	0-0	1-1	2	1	8	0	2	0	1	28
Nolte (G)	1-6	0-2	0-0	1-6	7	2	2	1	2	1	0	30
Harris (G)	5-12	3-6	4-4	3-1	4	2	17	1	1	1	4	32
Browman	0-0	0-0	0-0	0-0	0	0	0	1	1	0	0	2
Barnette	0-0	0-0	0-0	0-0	0	0	0	0	0	0	0	1
Jones	0-0	0-0	0-0	0-0	0	1	0	1	0	0	0	9
Tobey	1-2	0-0	0-0	0-1	1	2	2	0	0	0	0	13
Anderson	3-5	2-3	0-0	1-2	3	1	8	1	2	3	1	21
Kirven	0-0	0-0	0-0	0-0	0	0	0	0	1	0	0	1
Rogers	0-0	0-0	0-0	0-1	0	0	0	0	0	0	0	1
				1-1	2							
<b>TOTALS</b>	<b>17-33</b>	<b>6-10</b>	<b>19-27</b>	<b>4-25</b>	<b>29</b>	<b>13</b>	<b>59</b>	<b>12</b>	<b>15</b>	<b>6</b>	<b>2</b>	<b>200</b>
	<b>.515</b>	<b>.600</b>	<b>.704</b>									

<b>FLORIDA STATE</b>	15	21	36
<b>VIRGINIA</b>	33	23	56

Officials: Les Jones, Bernard Clinton, Raymond Styons  
 Technicals: Florida State-White, Virginia-Evans  
 Attendance: 12,303

**BOSTON COLLEGE 51** January 26, 2013  
**VIRGINIA 65** John Paul Jones Arena • Charlottesville, Va.

**BOSTON COLLEGE (9-10, 1-5 ACC)**

Player	FG	3FG	FT	O-D	Reb	PF	Pts	A	TO	Blk	Stl	Min
Anderson (F)	5-14	0-0	4-4	2-2	4	1	14	0	5	1	0	33
Jackson (G)	3-6	3-5	0-0	1-4	5	4	9	1	2	0	1	38
Hanlan (G)	4-13	1-6	1-3	1-0	1	2	10	3	3	0	1	37
Rahon (G)	3-6	1-4	3-3	0-0	0	0	10	4	1	0	2	34
Heckmann	0-1	0-1	2-2	0-0	0	1	2	0	0	0	0	9
Odio	0-3	0-3	0-0	1-6	7	4	0	1	0	0	0	21
Caudill	0-0	0-0	0-0	0-0	0	0	0	0	0	0	0	1
Clifford	0-1	0-0	0-0	0-3	3	1	0	0	2	1	0	9
Rubin	2-3	2-3	0-0	0-0	0	0	6	0	1	0	0	19
				3-0	3							
<b>TOTALS</b>	<b>17-47</b>	<b>7-22</b>	<b>10-12</b>	<b>8-15</b>	<b>23</b>	<b>13</b>	<b>51</b>	<b>9</b>	<b>14</b>	<b>2</b>	<b>4</b>	<b>200</b>
	<b>.362</b>	<b>.318</b>	<b>.833</b>									

**VIRGINIA (14-5, 4-2 ACC)**

Player	FG	3FG	FT	O-D	Reb	PF	Pts	A	TO	Blk	Stl	Min
Nolte	4-5	1-2	0-0	2-0	2	4	9	0	0	1	0	11
Mitchell	6-10	0-0	4-5	2-4	6	2	16	0	3	1	1	34
Evans	1-3	0-0	1-2	0-2	2	4	3	6	3	0	2	30
Jespersion	2-5	0-2	2-2	0-7	7	0	6	2	2	1	3	37
Harris	3-9	1-4	0-0	1-4	5	2	7	4	2	3	0	34
Browman	0-0	0-0	0-0	0-2	2	2	0	1	0	0	1	11
Tobey	4-7	0-0	0-0	2-1	3	2	8	0	2	1	0	18
Anderson	7-9	0-1	2-2	0-2	2	0	16	2	1	0	0	25
				0-0	0							
<b>TOTALS</b>	<b>27-48</b>	<b>2-9</b>	<b>9-11</b>	<b>7-22</b>	<b>29</b>	<b>16</b>	<b>65</b>	<b>15</b>	<b>13</b>	<b>7</b>	<b>7</b>	<b>200</b>
	<b>.563</b>	<b>.222</b>	<b>.818</b>									

<b>BOSTON COLLEGE</b>	26	25	51
<b>VIRGINIA</b>	24	41	65

Officials: Jamie Luckie, Roger Ayers, Tim Nestor  
 Technicals: None  
 Attendance: 11,660

**VIRGINIA 74** January 24, 2013  
**VIRGINIA TECH 58** Cassell Coliseum • Blacksburg, Va.

**VIRGINIA (13-5, 3-2 ACC)**

Player	FG	3FG	FT	O-D	Reb	PF	Pts	A	TO	Blk	Stl	Min
Nolte (F)	6-12	5-9	1-2	0-2	2	1	18	2	1	2	4	34
Mitchell (F)	3-6	0-0	2-3	1-7	8	4	8	1	2	0	1	31
Evans (G)	1-5	0-0	2-5	0-2	2	3	4	6	0	0	0	28
Jespersion (G)	1-4	0-2	1-1	0-0	0	3	3	1	0	1	0	19
Harris (G)	6-9	4-6	1-3	1-2	3	2	17	2	2	0	1	35
Browman	0-1	0-1	0-0	0-1	1	3	0	1	0	0	0	11
Jones	1-3	1-2	0-0	0-0	0	0	3	1	0	0	0	3
Tobey	5-5	0-0	0-0	1-2	3	2	10	1	0	0	0	15
Anderson	3-6	1-3	4-4	2-0	2	0	11	6	1	0	3	24
				0-3	3							
<b>TOTALS</b>	<b>26-51</b>	<b>11-23</b>	<b>11-18</b>	<b>5-19</b>	<b>24</b>	<b>18</b>	<b>74</b>	<b>21</b>	<b>6</b>	<b>3</b>	<b>9</b>	<b>200</b>
	<b>.510</b>	<b>.478</b>	<b>.611</b>									

**VIRGINIA TECH (11-7, 2-3 ACC)**

Player	FG	3FG	FT	O-D	Reb	PF	Pts	A	TO	Blk	Stl	Min
Raines (F)	2-3	0-0	0-0	0-4	4	2	4	0	2	0	0	22
Eddie (F)	2-11	0-3	5-7	2-7	9	2	9	2	2	0	0	30
Barksdale (F)	1-1	0-0	0-0	1-2	3	0	2	2	2	0	0	26
Brown (G)	0-3	0-2	0-0	0-1	1	4	0	0	1	0	0	24
Green (G)	11-18	3-6	10-13	2-7	9	1	35	1	2	0	0	38
van Zegeren	1-2	0-0	0-4	2-3	5	4	2	0	3	0	0	18
Rankin	2-4	2-3	0-0	0-0	0	4	6	0	1	0	3	25
Beyer	0-0	0-0	0-0	0-0	0	0	0	0	0	0	0	3
Johnston	0-1	0-1	0-0	0-0	0	0	0	1	0	0	0	7
Wood	0-0	0-0	0-0	0-0	0	0	0	1	0	0	0	7
				1-0	1							
<b>TOTALS</b>	<b>19-43</b>	<b>5-15</b>	<b>15-24</b>	<b>8-24</b>	<b>32</b>	<b>17</b>	<b>58</b>	<b>6</b>	<b>14</b>	<b>0</b>	<b>3</b>	<b>200</b>
	<b>.442</b>	<b>.333</b>	<b>.625</b>									

<b>VIRGINIA</b>	34	40	74
<b>VIRGINIA TECH</b>	25	33	58

Officials: Joe Lindsay, Tony Greene, Mike Stuart  
 Technicals: None  
 Attendance: 7,222

**NC STATE 55** January 29, 2013  
**VIRGINIA 58** John Paul Jones Arena • Charlottesville, Va.

**NC STATE (16-5, 5-3 ACC)**

Player	FG	3FG	FT	O-D	Reb	PF	Pts	A	TO	Blk	Stl	Min
Howell (F)	5-10	0-0	2-2	3-8	11	3	12	6	3	0	0	38
Wood (F)	3-10	3-8	0-0	1-2	3	1	9	0	2	0	0	37
Warren (F)	1-7	0-0	1-2	0-0	0	4	3	0	1	1	3	34
Purvis (G)	2-7	2-4	0-0	0-1	1	2	6	1	1	0	0	33
Brown (G)	1-3	0-1	0-0	0-3	3	0	2	1	0	1	2	10
Leslie	7-13	0-0	6-9	3-11	14	2	20	0	7	0	0	30
Lewis	1-3	1-2	0-0	0-1	1	0	3	2	0	0	0	15
Vandenberg	0-0	0-0	0-0	0-0	0	0	0	0	0	0	0	3
				3-2	5							
<b>TOTALS</b>	<b>20-53</b>	<b>6-15</b>	<b>9-13</b>	<b>10-28</b>	<b>38</b>	<b>12</b>	<b>55</b>	<b>10</b>	<b>14</b>	<b>2</b>	<b>5</b>	<b>200</b>
	<b>.377</b>	<b>.400</b>	<b>.692</b>									

**VIRGINIA (15-5, 5-2 ACC)**

Player	FG	3FG	FT	O-D	Reb	PF	Pts	A	TO	Blk	Stl	Min
Nolte (F)	1-5	1-4	0-0	0-1	1	3	3	0	1	0	1	13
Mitchell (F)	6-12	0-0	2-3	1-11	12	0	14	2	0	0	0	36
Evans (G)	1-4	0-0	2-5	0-1	1	0	4	7	3	0	0	36
Jespersion (G)	0-4	0-3	0-0	0-1	1	1	0	1	1	1	1	31
Harris (G)	7-15	3-8	5-6	1-3	4	3	22	1	0	0	0	34
Browman	0-0	0-0	0-0	0-0	0	0	0	0	1	0	0	2
Jones	0-1	0-1	0-0	0-0	0	0	0	0	1	0	0	4
Tobey	6-10	0-0	1-1	3-4	7	4	13	1	0	2	1	20
Anderson	1-3	0-0	0-0	0-2	2	3	2	1	0	1	1	18
Atkins	0-0	0-0	0-0	0-2	2	0	0	0	1	0	0	6
				2-1	3							
<b>TOTALS</b>	<b>22-54</b>	<b>4-16</b>	<b>10-15</b>	<b>7-26</b>	<b>33</b>	<b>14</b>	<b>58</b>	<b>13</b>	<b>8</b>	<b>4</b>	<b>4</b>	<b>200</b>
	<b>.407</b>	<b>.250</b>	<b>.667</b>									

<b>NC STATE</b>	31	24	55
<b>VIRGINIA</b>	24	34	58

Officials: Doug Simmons, Sean Hull, Brian O'Connell  
 Technicals: None  
 Attendance: 10,977



**VIRGINIA** **60** February 3, 2013  
**GEORGIA TECH** **66** McCamish Pavilion • Atlanta, Ga.

**VIRGINIA (15-6, 5-3 ACC)**

Player	FG	3FG	FT	O-D	Reb	PF	Pts	A	TO	Blk	Stl	Min
Nolte (F)	2-9	2-8	0-0	1-3	4	4	6	0	0	0	0	24
Mitchell (F)	6-14	0-0	1-1	3-9	12	3	13	0	1	1	0	34
Evans (G)	2-5	0-0	0-0	1-0	1	1	4	4	4	0	1	33
Jespersion (G)	1-3	1-3	0-0	0-1	1	2	3	1	1	0	2	31
Harris (G)	6-14	4-9	2-4	4-2	6	4	18	4	6	1	1	37
Barnette	1-1	1-1	0-0	0-0	0	0	3	0	0	0	0	1
Jones	1-1	0-0	0-0	0-0	0	2	2	1	0	0	0	6
Tobey	0-0	0-0	1-2	0-2	2	3	1	1	1	0	0	9
Anderson	3-8	1-1	3-4	2-1	3	3	10	4	1	1	0	25
				2-0	2							
<b>TOTALS</b>	<b>22-55</b>	<b>9-22</b>	<b>7-11</b>	<b>13-18</b>	<b>31</b>	<b>22</b>	<b>60</b>	<b>15</b>	<b>14</b>	<b>3</b>	<b>4</b>	<b>200</b>
	<b>.400</b>	<b>.409</b>	<b>.636</b>									

**GEORGIA TECH (12-8, 2-6 ACC)**

Player	FG	3FG	FT	O-D	Reb	PF	Pts	A	TO	Blk	Stl	Min
Georges-Hunt (F)	1-6	0-2	5-6	2-2	4	2	7	0	0	0	1	33
Carter, Jr. (F)	6-8	0-2	2-3	1-7	8	3	14	3	3	2	1	31
Miller (C)	2-4	0-0	0-0	2-6	8	2	4	4	3	2	0	27
Udofia (G)	4-8	3-5	4-4	0-1	1	1	15	2	3	0	1	34
Bolden (G)	4-10	1-5	5-7	0-5	5	3	14	1	1	0	0	37
Jordan	0-0	0-0	0-0	0-0	0	1	0	0	0	0	0	4
Poole, Jr.	0-1	0-0	0-0	1-0	1	1	0	0	0	0	0	2
Reed	0-1	0-0	0-2	0-1	1	0	0	1	0	0	1	7
Holsey	5-7	0-0	2-3	3-1	4	1	12	1	3	1	1	22
Poole	0-1	0-1	0-0	0-0	0	0	0	0	0	0	0	3
				0-0	0							
<b>TOTALS</b>	<b>22-46</b>	<b>4-15</b>	<b>18-25</b>	<b>9-23</b>	<b>32</b>	<b>14</b>	<b>66</b>	<b>12</b>	<b>13</b>	<b>5</b>	<b>5</b>	<b>200</b>
	<b>.478</b>	<b>.267</b>	<b>.720</b>									

<b>VIRGINIA</b>	37	23	60
<b>GEORGIA TECH</b>	28	38	66

Officials: Bryan Kersey, Brian Dorsey, Tony Greene  
 Technicals: None  
 Attendance: 7,128

**CLEMSON** **41** February 7, 2013  
**VIRGINIA** **78** John Paul Jones Arena • Charlottesville, Va.

**CLEMSON (12-10, 4-6 ACC)**

Player	FG	3FG	FT	O-D	Reb	PF	Pts	A	TO	Blk	Stl	Min
Jennings (F)	1-7	0-3	0-0	1-2	3	1	2	1	5	0	0	25
Booker (F)	3-5	0-1	1-2	6-3	9	2	7	0	4	2	0	28
McDaniels (F)	4-10	1-3	1-1	1-1	2	2	10	0	1	1	0	30
Hall (G)	1-4	0-1	0-1	0-6	6	0	2	0	3	0	1	27
Harrison (G)	1-5	0-3	4-4	1-3	4	2	6	0	2	0	1	24
Fields	1-2	0-1	0-0	1-0	1	1	2	0	0	0	0	3
Filer	1-5	0-2	0-0	0-0	0	2	2	2	0	0	2	19
Roper	3-10	0-3	2-4	0-1	1	0	8	1	1	0	0	25
Sullivan	1-2	0-0	0-0	0-1	1	0	2	0	1	0	0	7
Smith	0-1	0-0	0-0	1-1	2	0	0	0	0	0	0	6
Nnoko	0-1	0-0	0-0	1-0	1	0	0	0	1	0	1	6
				2-1	3							
<b>TOTALS</b>	<b>16-52</b>	<b>1-17</b>	<b>8-12</b>	<b>14-19</b>	<b>33</b>	<b>10</b>	<b>41</b>	<b>4</b>	<b>19</b>	<b>3</b>	<b>5</b>	<b>200</b>
	<b>.308</b>	<b>.059</b>	<b>.667</b>									

**VIRGINIA (16-6, 6-3 ACC)**

Player	FG	3FG	FT	O-D	Reb	PF	Pts	A	TO	Blk	Stl	Min
Mitchell (F)	7-11	0-0	2-2	2-4	6	1	16	0	1	1	4	31
Evans (G)	1-4	0-0	0-0	0-1	1	2	2	8	0	0	1	29
Jespersion (G)	2-8	1-7	0-0	0-2	2	1	5	1	2	2	1	26
Harris (G)	7-10	2-4	5-6	1-3	4	2	21	2	1	0	1	27
Anderson (F)	6-9	1-4	1-2	0-1	1	1	14	2	1	1	3	24
Browman	0-0	0-0	0-2	0-0	0	1	0	0	0	0	0	6
Barnette	3-4	3-4	0-0	0-1	1	1	9	1	0	0	0	15
Jones	1-3	0-1	0-0	0-0	0	3	2	0	0	0	1	11
Nolte	3-4	3-4	0-0	0-5	5	5	9	2	0	2	1	22
Kirven	0-1	0-0	0-0	0-2	2	0	0	0	1	0	0	5
Rogers	0-0	0-0	0-0	0-2	2	0	0	1	0	0	0	4
				2-3	5							
<b>TOTALS</b>	<b>30-54</b>	<b>10-24</b>	<b>8-12</b>	<b>5-24</b>	<b>29</b>	<b>17</b>	<b>78</b>	<b>17</b>	<b>6</b>	<b>6</b>	<b>12</b>	<b>200</b>
	<b>.556</b>	<b>.417</b>	<b>.667</b>									

<b>CLEMSON</b>	10	31	41
<b>VIRGINIA</b>	38	40	78

Officials: Jamie Luckie, Doug Sirmons, John Cahill  
 Technicals: None  
 Attendance: 9,942

**VIRGINIA** **80** February 10, 2013  
**MARYLAND** **69** Comcast Center • College Park, Md.

**VIRGINIA (17-6, 7-3 ACC)**

Player	FG	3FG	FT	O-D	Reb	PF	Pts	A	TO	Blk	Stl	Min
Anderson (F)	5-14	1-3	6-6	1-8	9	1	17	3	2	1	0	35
Mitchell (F)	4-6	0-0	5-8	2-2	4	2	13	0	2	0	2	27
Evans (G)	2-3	0-0	1-2	1-4	5	4	5	8	4	0	0	36
Jespersion (G)	4-6	4-4	0-1	1-2	3	2	12	0	1	0	1	23
Harris (G)	7-8	3-4	5-6	1-1	2	2	22	1	3	0	2	37
Barnette	1-2	1-2	0-0	0-0	0	0	3	0	2	0	0	6
Jones	0-1	0-1	0-0	0-0	0	0	0	0	0	0	0	7
Nolte	3-7	2-5	0-0	1-4	5	4	8	3	1	0	0	22
Atkins	0-1	0-0	0-0	1-2	3	1	0	0	1	0	0	7
				1-2	3							
<b>TOTALS</b>	<b>26-48</b>	<b>11-19</b>	<b>17-23</b>	<b>9-25</b>	<b>34</b>	<b>16</b>	<b>80</b>	<b>15</b>	<b>16</b>	<b>1</b>	<b>5</b>	<b>200</b>
	<b>.542</b>	<b>.579</b>	<b>.739</b>									

**MARYLAND (17-7, 5-6 ACC)**

Player	FG	3FG	FT	O-D	Reb	PF	Pts	A	TO	Blk	Stl	Min
Wells (F)	5-9	2-5	1-4	1-4	5	1	13	1	0	0	0	33
Padgett (F)	1-2	0-0	0-1	1-1	2	1	2	0	0	0	0	6
Len (C)	3-6	0-0	3-4	3-4	7	5	9	2	0	5	1	26
Faust (G)	4-9	0-1	0-0	0-1	1	3	8	3	2	0	1	25
Layman (G)	1-7	0-4	2-2	0-4	4	1	4	1	0	1	1	28
Mitchell	1-3	0-0	0-0	2-0	2	2	2	0	4	0	0	9
Aronhalt	3-7	2-4	1-2	2-0	2	0	9	0	2	0	0	20
Allen	4-8	0-2	3-4	0-3	3	2	11	5	3	0	5	25
Howard	2-4	1-1	0-0	1-0	1	1	5	2	1	0	1	17
Cleare	3-3	0-0	0-1	0-0	0	1	6	0	1	0	0	11
				2-0	2							
<b>TOTALS</b>	<b>27-58</b>	<b>5-17</b>	<b>10-18</b>	<b>12-17</b>	<b>29</b>	<b>17</b>	<b>69</b>	<b>14</b>	<b>13</b>	<b>6</b>	<b>9</b>	<b>200</b>
	<b>.466</b>	<b>.294</b>	<b>.556</b>									

<b>VIRGINIA</b>	35	45	80
<b>MARYLAND</b>	29	40	69

Officials: Karl Hess, Roger Ayers, Bryan Kersey  
 Technicals: None  
 Attendance: 16,895

# DOUG BROWMAN

#0



Senior • Guard • 5-11 • 176 • Midlothian, Va. • Montrose Christian

## 2012-13 SEASON:

- Had three rebounds and two assists in 11 minutes off the bench at George Mason (11/9/12)
- Played eight minutes vs. Delaware (11/13/12)
- Played a career-high 13 minutes vs. Mississippi Valley State (12/8/12)
- Contributed career bests in assists (6) and minutes (23) vs. Wofford (12/30/12)
- Earned a scholarship for the Spring Semester of 2013
- Has played in five ACC games

## SINGLE GAME BESTS

### POINTS

Season: 1 vs. Seattle (11/17/12)  
Career: 3 on three occasions  
ACC: 3 vs. Maryland (2/18/12)

### REBOUNDS

Season: 3 at George Mason (11/9/12)  
Career: 3, 2x last at George Mason (11/9/12)  
ACC: 3 at Georgia Tech (1/19/12)

### FG MADE

Season: --  
Career: 1 on four occasions  
ACC: 1 vs. Maryland (2/18/12)

### FG ATTEMPTS

Season: 2 vs. Delaware (11/13/12)  
Career: 2, 3x last vs. Delaware (11/13/12)  
ACC: 1 vs. Maryland (2/18/12)

### 3 PT FG MADE

Season: --  
Career: 1 on three occasions  
ACC: 1 vs. Maryland (2/18/12)

### 3 PT FG ATTEMPTS

Season: 2 vs. Delaware (11/13/12)  
Career: 2, 2x last vs. Delaware (11/13/12)  
ACC: 1 vs. Maryland (2/18/12)

### FT MADE

Season: 1 vs. Seattle (11/17/12)  
Career: 1 at Georgia Tech (1/19/12)  
ACC: 1 at Georgia Tech (1/19/12)

### FT ATTEMPTS

Season: 2, 2x last vs. Clemson (2/7/13)  
Career: 2, 2x last vs. Clemson (2/7/13)  
ACC: 2, 2x last vs. Clemson (2/7/13)

### ASSISTS

Season: 6 vs. Wofford (12/30/12)  
Career: 6 vs. Wofford (12/30/12)  
ACC: 2 vs. Maryland (2/18/12)

### TURNOVERS

Season: 3, 2x last vs. Wofford (12/30/12)  
Career: 3, 2x last vs. Wofford (12/30/12)  
ACC: 1, 2x last vs. Florida State (1/19/13)

### BLOCKS

Season: --  
Career: --  
ACC: --

### STEALS

Season: 1 vs. Boston College (1/26/13)  
Career: 2 vs. SC State (11/13/11)  
ACC: 1 vs. Boston College (1/26/13)

### MINUTES

Season: 23 vs. Wofford (12/30/12)  
Career: 23 vs. Wofford (12/30/12)  
ACC: 11, 2x last vs. Boston College (1/26/13)

## 2012-13 GAME-BY-GAME:

Opponent	GP-GS	FG-FGA	3FG-3FGA	FT-FTA	Off-Def	Total	A	TO	Blk	Stl	PF	Min	Pts
at G.Mason	1-0	0-0	0-0	0-0	0-3	3	2	0	0	0	1	11	0
Fairfield	2-0	0-0	0-0	0-0	0-0	0	1	3	0	0	0	6	0
Delaware	3-0	0-2	0-2	0-0	0-1	1	1	0	0	0	0	8	0
Seattle	4-0	0-0	0-0	1-2	0-2	2	0	0	0	0	0	7	1
Lamar	5-0	0-0	0-0	0-0	0-0	0	0	0	0	0	0	3	0
North Texas	DNP												
at Wisconsin	DNP												
Green Bay	DNP												
Tennessee	DNP												
Miss. Valley St.	6-0	0-1	0-1	0-0	0-2	2	0	1	0	0	2	13	0
Morgan State	7-0	0-0	0-0	0-0	1-0	1	0	0	0	0	1	2	0
vs. Old Dominion	8-0	0-0	0-0	0-0	0-0	0	0	0	0	0	0	1	0
Wofford	9-0	0-0	0-0	0-0	0-2	2	6	3	0	0	1	23	0
North Carolina	DNP												
at Wake Forest	DNP												
at Clemson	DNP												
Florida State	10-0	0-0	0-0	0-0	0-0	0	1	1	0	0	0	2	0
at Virginia Tech	11-0	0-1	0-1	0-0	0-1	1	1	0	0	0	3	11	0
Boston College	12-0	0-0	0-0	0-0	0-2	2	1	0	0	1	2	11	0
NC State	13-0	0-0	0-0	0-0	0-1	1	0	1	0	0	0	0	0
at Georgia Tech	DNP												
Clemson	14-0	0-0	0-0	0-2	0-0	0	0	0	0	0	1	6	0
at Maryland	DNP												

## CAREER STATISTICS

Year	G-GS	Min-Avg.	FG-FGA	Pct.	3FG-3FGA	Pct.	FT-FTA	Pct.	Off-Def.	Reb-Avg.	PF-DQ	Ass	TO	Blk	Stl	Pts-Avg
2009-10	4-0	7-1.8	0-0	.000	0-0	.000	0-0	.000	0-1	1-0.3	2-0	0	1	0	0	0-0.0
ACC	1-0	1-1.0	0-0	.000	0-0	.000	0-0	.000	0-0	0-0.0	0-0	0	0	0	0	0-0.0
2010-11	0-0	0-0.0	--	--	--	--	--	--	--	--	--	--	--	--	--	--
ACC	0-0	0-0.0	--	--	--	--	--	--	--	--	--	--	--	--	--	--
2011-12	11-0	35-3.2	4-6	.667	3-5	.600	1-2	.500	1-4	5-0.5	6-0	5	3	0	3	12-1.1
ACC	5-0	15-3.0	1-1	1.000	1-1	1.000	1-2	.500	1-2	3-0.6	0-0	4	1	0	0	4-0.8
2012-13	14-0	105-7.5	0-4	.000	0-4	.000	1-4	.250	1-13	14-1.0	11-0	13	9	0	1	1-0.1
ACC	5-0	32-6.4	0-1	.000	0-1	.000	0-2	.000	0-3	3-0.6	6-0	3	2	0	1	0-0.0
CAREER	29-0	147-5.1	4-10	.400	3-9	.333	2-6	.333	2-18	20-0.7	19-0	18	13	0	4	13-0.4
ACC	11-0	48-4.4	1-2	.500	1-2	.500	1-4	.250	1-5	6-0.5	6-0	7	3	0	1	4-0.4

# JONTELEEVANS

#1

Senior • Guard • 5-11 • 188 • Hampton, Va. • Bethel



## 2012-13 SEASON:

- Missed nine of the first 13 games with a foot injury.
- Posted a career-high five steals and seven assists in 23 minutes vs. Green Bay (12/1/12)
- Had four points and four assists in first start of the season vs. Tennessee (12/5/12)
- Contributed eight points and six assists vs. North Carolina (1/6/13)
- Returned to the starting lineup at Wake Forest (1/9/13) and led Virginia with three assists
- Played 33 minutes at Clemson (1/12/13)
- Grabbed a season-high five rebounds and seven assists vs. Florida State (1/19/13)
- Had six assists vs. Virginia Tech (1/24/13) and Boston College (1/26/13)
- Led Virginia with seven assists and a season-high minutes (36) vs. NC State (1/29/13)
- Had a season-high and ACC career-high eight assists vs. Clemson (2/7/13) and Maryland (2/10/13)

## SINGLE GAME BESTS

### POINTS

Season: 8 vs. North Carolina (1/6/13)  
Career: 17, 2x last at Clemson (2/14/12)  
ACC: 17 at Clemson (2/14/12)

### REBOUNDS

Season: 5 vs. Florida State (1/19/13)  
Career: 7 vs. Miami (1/16/10)  
ACC: 7 vs. Miami (1/16/10)

### FG MADE

Season: 4 vs. North Carolina (1/6/13)  
Career: 8 at Clemson (2/14/12)  
ACC: 8 at Clemson (2/14/12)

### FG ATTEMPTS

Season: 8 vs. Florida State (1/19/13)  
Career: 14 at Boston College (1/19/11)  
ACC: 14 at Boston College (1/19/11)

### 3 PT FG MADE

Season: --  
Career: 2 vs. Winthrop (11/15/11)  
ACC: 1 on six occasions

### 3 PT FG ATTEMPTS

Season: --  
Career: 3 vs. Virginia Tech (2/19/11)  
ACC: 3 vs. Virginia Tech (2/19/11)

### FT MADE

Season: 2, 2x last vs. NC State (1/29/13)  
Career: 5 vs. Winthrop (11/15/11)  
ACC: 4 at UNC (2/11/12), at VT (2/21/12)

### FT ATTEMPTS

Season: 5 at Virginia Tech (1/24/13)  
Career: 8 vs. Wichita State (11/24/10)  
ACC: 6 on three occasions

### ASSISTS

Season: 8, 2x last at Maryland (2/10/13)  
Career: 10 vs. Howard (1/4/11)  
ACC: 8, 2x last at Maryland (2/10/13)

### TURNOVERS

Season: 5, 2x last vs. Florida State (1/19/13)  
Career: 6 vs. Washington (11/22/10)  
ACC: 5, 4x last vs. Florida State (1/19/13)

### BLOCKS

Season: --  
Career: 1 on eight occasions  
ACC: 1 on three occasions

### STEALS

Season: 5 vs. Green Bay (12/1/12)  
Career: 5 vs. Green Bay (12/1/12)  
ACC: 4 at Maryland (3/4/12)

### MINUTES

Season: 36, 2x last at Maryland (2/10/13)  
Career: 42 at Maryland (3/4/12)  
ACC: 42 at Maryland (3/4/12)

## 2012-13 GAME-BY-GAME:

Opponent	GP-GS	FG-FGA	3FG-3FGA	FT-FTA	Off-Def	Total	A	TO	Blk	Stl	PF	Min	Pts
at G. Mason	DNP												
Fairfield	DNP												
Delaware	1-0	0-0	0-0	.000	0-1	1	0	2	0	0	1	3	0
Seattle	DNP												
Lamar	DNP												
North Texas	DNP												
at Wisconsin	2-0	0-2	0-0	0-0	0-4	4	0	1	0	0	0	16	0
Green Bay	3-0	1-5	0-0	0-0	0-3	3	7	2	0	5	1	23	2
Tennessee	4-1	2-6	0-0	0-0	0-0	0	4	0	0	0	2	18	4
Miss. Valley St.	DNP												
Morgan State	DNP												
vs. Old Dominion	DNP												
Wofford	DNP												
North Carolina	5-1	4-7	0-0	0-0	0-0	0	6	1	0	2	2	21	8
at Wake Forest	6-2	1-4	0-0	0-0	1-3	4	3	4	0	0	3	24	2
at Clemson	7-3	1-1	0-0	0-2	0-1	1	3	5	0	0	1	33	2
Florida State	8-4	3-8	0-0	0-0	2-3	5	7	5	0	1	1	28	6
at Virginia Tech	9-5	1-5	0-0	2-5	0-2	2	6	0	0	0	3	28	4
Boston College	10-6	1-3	0-0	1-2	0-2	2	6	3	0	2	4	30	3
NC State	11-7	1-4	0-0	2-5	0-1	1	7	3	0	0	0	36	4
at Georgia Tech	12-8	2-5	0-0	0-0	1-0	1	4	4	0	1	1	33	4
Clemson	13-9	1-4	0-0	0-0	0-1	1	8	0	0	1	2	29	2
at Maryland	14-10	2-3	0-0	1-2	1-4	5	8	4	0	0	4	36	4

## CAREER STATISTICS


Year	G-GS	Min-Avg.	FG-FGA	Pct.	3FG-3FGA	Pct.	FT-FTA	Pct.	Off-Def.	Reb-Avg.	PF-DQ	Ast	TO	Blk	Stl	Pts-Avg
2009-10	31-11	512-16.5	31-84	.369	2-12	.167	9-16	.563	6-40	46-1.5	55-1	60	27	1	34	73-2.4
ACC	16-10	287-17.9	14-53	.264	0-7	.000	6-12	.500	5-18	23-1.4	34-1	31	13	1	19	34-2.1
2010-11	31-27	846-27.3	71-182	.390	5-14	.357	31-52	.596	13-60	73-2.4	72-0	109	58	2	40	178-5.7
ACC	16-14	432-27.0	39-108	.361	4-9	.444	11-18	.611	6-31	37-2.3	39-0	52	25	0	18	93-5.8
2011-12	32-32	984-30.8	97-206	.471	5-14	.357	36-58	.621	7-58	65-2.0	67-1	124	77	5	50	235-7.3
ACC	16-16	508-31.8	57-124	.460	2-7	.286	18-32	.563	4-31	35-2.2	34-1	67	40	2	24	134-8.4
2012-13	14-10	358-25.6	20-57	.351	0-0	.000	6-16	.375	5-25	30-2.1	25-0	69	36	0	10	46-3.3
ACC	10-9	298-29.8	17-44	.386	0-0	.000	6-16	.375	5-17	22-2.2	21-0	58	31	0	5	40-4.0
CAREER	108-80	2700-25.0	219-529	.414	12-40	.300	82-142	.577	31-183	214-2.0	219-2	362	198	8	134	532-4.9
ACC	58-49	1525-26.3	127-329	.386	6-23	.261	41-78	.526	20-97	117-2.0	128-2	208	109	3	66	301-5.2



# PAUL JESPERSON

#2

Sophomore • Guard • 6-6 • 197 • Merrill, Wis. • Merrill



## 2012-13 SEASON:

- Has started the past 22 games
- Tallied six points during first career start vs. Fairfield (11/12/12)
- Grabbed five rebounds in 34 minutes vs. Delaware (11/13/12)
- Recorded a career-high five assists vs. Seattle (11/17/12)
- Scored nine points and added five rebounds, two blocked shots and one steal vs. Lamar (11/19/12)
- Tallied eight points vs. Green Bay (12/1/12) including a pair of three-pointers
- Scored 11 points, including three three-pointers vs. Morgan State (12/19/12)
- Had seven points and two assists vs. North Carolina (1/6/13)
- Contributed eight points, including two 3-pointers, vs. Florida State (1/19/13)
- Grabbed a career-high seven rebounds and had three steals vs. Boston College (1/26/13)
- Scored a career-high 12 points on a career-best four three-pointers at Maryland (2/10/13)

## SINGLE GAME BESTS

### POINTS

Season: 12 at Maryland (2/10/13)  
Career: 12 at Maryland (2/10/13)  
ACC: 12 at Maryland (2/10/13)

### REBOUNDS

Season: 7 vs. Boston College (1/26/13)  
Career: 7 vs. Boston College (1/26/13)  
ACC: 7 vs. Boston College (1/26/13)

### FG MADE

Season: 4, 2x at Maryland (2/10/13)  
Career: 4, 2x at Maryland (2/10/13)  
ACC: 4 at Maryland (2/10/13)

### FG ATTEMPTS

Season: 8 vs. Clemson (2/7/13)  
Career: 8 vs. Clemson (2/7/13)  
ACC: 8 vs. Clemson (2/7/13)

### 3 PT FG MADE

Season: 4 at Maryland (2/10/13)  
Career: 4 at Maryland (2/10/13)  
ACC: 4 at Maryland (2/10/13)

### 3 PT FG ATTEMPTS

Season: 7 vs. Clemson (2/7/13)  
Career: 7 vs. Clemson (2/7/13)  
ACC: 7 vs. Clemson (2/7/13)

### FT MADE

Season: 2, 4x last vs. Boston College (1/26/13)  
Career: 2, 4x last vs. Boston College (1/26/13)  
ACC: 2, 3x last vs. Boston College (1/26/13)

### FT ATTEMPTS

Season: 2, 4x last vs. Boston College (1/26/13)  
Career: 2, 4x last vs. Boston College (1/26/13)  
ACC: 2, 3x last vs. Boston College (1/26/13)

### ASSISTS

Season: 5 vs. Seattle (11/17/12)  
Career: 5 vs. Seattle (11/17/12)  
ACC: 3 at Virginia Tech (2/21/12)

### TURNOVERS

Season: 3 vs. North Texas (11/20/12)  
Career: 3 vs. North Texas (11/20/12)  
ACC: 2, 5x last vs. Clemson (2/7/13)

### BLOCKS

Season: 2, 2x last vs. Clemson (2/7/13)  
Career: 2, 2x last vs. Clemson (2/7/13)  
ACC: 2 vs. Clemson (2/7/13)

### STEALS

Season: 3 vs. Boston College (1/26/13)  
Career: 3 vs. Boston College (1/26/13)  
ACC: 3 vs. Boston College (1/26/13)

### MINUTES

Season: 37 vs. Boston College (1/26/13)  
Career: 37 vs. Boston College (1/26/13)  
ACC: 37 vs. Boston College (1/26/13)

## 2012-13 GAME-BY-GAME:

Opponent	GP-GS	FG-FGA	3FG-3FGA	FT-FTA	Off-Def	Total	A	TO	Blk	Stl	PF	Min	Pts
at G. Mason	1-0	1-3	0-1	0-0	1-1	2	1	0	0	0	1	19	2
Fairfield	2-1	2-4	1-3	1-2	0-1	1	2	1	0	0	1	29	6
Delaware	3-2	1-4	0-3	0-0	0-5	5	2	0	1	0	2	34	2
Seattle	4-3	1-6	1-4	0-0	0-1	1	5	2	0	0	2	20	3
Lamar	5-4	3-6	3-5	0-0	0-5	5	1	2	2	1	0	32	9
North Texas	6-5	2-2	1-1	0-0	0-1	1	2	3	1	1	3	24	5
at Wisconsin	7-6	0-3	0-1	0-0	1-2	3	0	0	0	0	2	24	0
Green Bay	8-7	3-5	2-4	0-0	0-1	1	1	0	0	1	2	26	8
Tennessee	9-8	0-2	0-2	2-2	0-4	4	0	1	1	0	1	28	2
Miss. Valley St.	10-9	1-3	1-2	0-0	0-1	1	1	1	0	1	2	20	3
Morgan State	11-10	4-5	3-4	0-0	1-2	3	1	1	0	0	2	30	11
vs. Old Dominion	12-11	1-5	1-3	0-0	0-4	4	2	0	0	0	2	33	3
Wofford	13-12	1-1	1-1	0-0	0-1	1	1	1	1	0	1	15	3
North Carolina	14-13	2-6	1-2	2-2	0-1	1	2	0	0	0	3	20	7
at Wake Forest	15-14	0-2	0-1	0-0	0-0	0	0	2	0	0	1	21	0
at Clemson	16-15	1-6	1-4	2-2	0-0	0	0	0	0	0	1	27	5
Florida State	17-16	3-5	2-2	0-0	1-1	2	0	2	0	1	1	28	8
at Virginia Tech	18-17	1-4	0-2	1-1	0-0	0	1	0	1	0	3	19	3
Boston College	19-18	2-5	0-2	2-2	0-7	7	2	2	1	3	0	37	6
NC State	20-19	0-4	0-3	0-0	0-1	1	1	1	1	1	1	31	0
at Georgia Tech	21-20	1-3	1-3	0-0	0-1	1	1	1	0	2	2	31	3
Clemson	22-21	2-8	1-7	0-0	0-2	2	1	2	2	1	1	26	5
at Maryland	23-22	4-6	4-4	0-1	1-2	3	0	1	0	1	2	23	12


## CAREER STATISTICS

Year	G-GS	Min-Avg.	FG-FGA	Pct.	3FG-3FGA	Pct.	FT-FTA	Pct.	Off-Def.	Reb-Avg.	PF-DQ	Ast	TO	Blk	Stl	Pts-Avg
2011-12	21-0	220-10.5	12-43	.279	7-31	.226	0-0	.000	2-15	17-0.8	18-0	5	9	1	3	31-1.5
ACC	16-0	171-10.7	9-31	.290	5-23	.217	0-0	.000	1-15	16-1.0	15-0	5	6	1	3	23-1.4
2012-13	23-22	597-26.0	36-98	.367	24-64	.375	10-12	.833	5-44	49-2.1	36-0	27	23	11	13	106-4.6
ACC	10-10	263-6.3	16-49	.327	10-30	.333	7-8	.875	2-15	17-1.7	15-0	8	11	5	9	49-4.9
CAREER	44-22	817-18.6	48-141	.326	31-95	.326	10-12	.833	7-59	66-1.5	54-0	32	32	12	16	137-3.1
ACC	26-10	434-16.7	25-80	.313	15-53	.283	7-8	.875	3-30	33-1.3	30-0	13	17	6	12	72-2.8

# TAYLOR BARNETTE

#4

Freshman • Guard • 6-3 • 172 • Lexington, Ky. • Lexington Christian



## 2012-13 SEASON:

- Has seen action in 15 games, including two starts (George Mason and Fairfield)
- Posted five points as starter in 27 minutes during collegiate debut at George Mason
- Scored eight points and had four assists vs. Seattle (11/17/12)
- Tied a season-high with four assists vs. Mississippi Valley State (12/8/12)
- Grabbed a season-high three rebounds in 19 minutes vs. Morgan State (12/19/12)
- Scored a career-high nine points on three 3-pointers vs. Clemson (2/7/13)

## SINGLE GAME BESTS

### POINTS

Season: 9 vs. Clemson (2/7/13)  
Career: 9 vs. Clemson (2/7/13)  
ACC: 9 vs. Clemson (2/7/13)

### REBOUNDS

Season: 3 vs. Morgan State (12/19/12)  
Career: 3 vs. Morgan State (12/19/12)  
ACC: 1 vs. Clemson (2/7/13)

### FG MADE

Season: 3, 2x last vs. Clemson (2/7/13)  
Career: 3, 2x last vs. Clemson (2/7/13)  
ACC: 3 vs. Clemson (2/7/13)

### FG ATTEMPTS

Season: 6 at George Mason (11/9/12)  
Career: 6 at George Mason (11/9/12)  
ACC: 4 vs. Clemson (2/7/13)

### 3 PT FG MADE

Season: 3 vs. Clemson (2/7/13)  
Career: 3 vs. Clemson (2/7/13)  
ACC: 3 vs. Clemson (2/7/13)

### 3 PT FG ATTEMPTS

Season: 5 at George Mason (11/9/12)  
Career: 5 at George Mason (11/9/12)  
ACC: 4 vs. Clemson (2/7/13)

### FT MADE

Season: --  
Career: --  
ACC: --

### FT ATTEMPTS

Season: 2 vs. Morgan State (12/19/12)  
Career: 2 vs. Morgan State (12/19/12)  
ACC: --

### ASSISTS

Season: 4, 2x last vs. Miss. Valley State (12/8/12)  
Career: 4, 2x last vs. Miss. Valley State (12/8/12)  
ACC: 1 vs. Clemson (2/7/13)

### TURNOVERS

Season: 4, 2x last vs. Miss. Valley State (12/8/12)  
Career: 4, 2x last vs. Miss. Valley State (12/8/12)  
ACC: 2 at Maryland (2/10/13)

### BLOCKS

Season: --  
Career: --  
ACC: --

### STEALS

Season: --  
Career: --  
ACC: --

### MINUTES

Season: 27 at George Mason (11/9/12)  
Career: 27 at George Mason (11/9/12)  
ACC: 15 vs. Clemson (2/7/13)

## 2012-13 GAME-BY-GAME:

Opponent	GP-GS	FG-FGA	3FG-3FGA	FT-FTA	Off-Def	Total	A	TO	Blk	Stl	PF	Min	Pts
at G. Mason	1-1	2-6	1-5	0-0	0-0	0	0	1	0	0	1	27	5
Fairfield	2-2	0-0	0-0	0-0	0-1	1	0	0	0	0	1	18	0
Delaware	3-2	0-1	0-1	0-0	0-0	0	0	0	0	0	1	5	0
Seattle	4-2	3-4	2-3	0-0	0-2	2	4	3	0	0	1	22	8
Lamar	5-2	1-2	0-1	0-0	0-1	1	1	1	0	0	1	10	2
North Texas	6-2	0-0	0-0	0-0	0-0	0	0	0	0	0	0	8	0
at Wisconsin	DNP												
Green Bay	DNP												
Tennessee	DNP												
Miss. Valley St.	7-2	1-2	1-2	0-0	0-1	1	4	3	0	0	2	18	3
Morgan State	8-2	0-2	0-2	0-2	1-2	3	2	0	0	0	0	19	0
vs. Old Dominion	9-2	1-4	1-3	0-0	0-0	0	2	1	0	0	0	11	3
Wofford	10-2	1-2	1-2	0-0	0-1	1	1	0	0	0	1	10	3
North Carolina	DNP												
at Wake Forest	11-2	0-0	0-0	0-0	0-0	0	0	0	0	0	0	1	0
at Clemson	DNP												
Florida State	12-2	0-0	0-0	0-0	0-0	0	0	0	0	0	0	1	0
at Virginia Tech	DNP												
Boston College	DNP												
NC State	DNP												
at Georgia Tech	13-2	1-1	1-1	0-0	0-0	0	0	0	0	0	0	1	3
Clemson	14-2	3-4	3-4	0-0	0-1	1	1	0	0	0	1	15	9
at Maryland	15-2	1-2	1-2	0-0	0-0	0	0	2	0	0	0	6	3


## CAREER STATISTICS

Year	G-GS	Min-Avg.	FG-FGA	Pct.	3FG-3FGA	Pct.	FT-FTA	Pct.	Off-Def.	Reb-Avg.	PF-DQ	Ast	TO	Blk	Stl	Pts-Avg
2012-13	15-2	172-11.5	14-30	.467	11-26	.423	0-2	.000	1-9	10-0.7	9-0	15	11	0	0	39-2.6
ACC	5-0	24-4.8	5-7	.714	5-7	.714	0-0	.000	0-1	1-0.2	1-0	1	2	0	0	15-3.0
CAREER	15-2	172-11.5	14-30	.467	11-26	.423	0-2	.000	1-9	10-0.7	9-0	15	11	0	0	39-2.6
ACC	5-0	24-4.8	5-7	.714	5-7	.714	0-0	.000	0-1	1-0.2	1-0	1	2	0	0	15-3.0

# TEVEN JONES

#5

R-Freshman • Guard • 6-0 • 180 • Kannapolis, N.C. • Fishburne Military School



## 2012-13 SEASON:

- Has started nine games at point guard
- Team is 16-4 since he made his collegiate debut vs. Seattle (11/17/12)
- Missed the first game at George Mason (11/9/12) and two exhibition due to team suspension
- Missed the Fairfield (11/12/12) and Delaware (11/13/12) games due to injury
- Had four points and three rebounds in collegiate debut against Seattle (11/17/12)
- Tallied six points, two assists, one blocked shot and one steal in first career start vs. Lamar (11/19/12)
- Recorded a season-high 13 points and four assists in 31 minutes vs. North Texas (11/20/12)
- Had a season-high three steals in 23 minutes vs. Morgan State (12/19/12)
- Tied a career-best with a pair of 3-pointers vs. North Carolina in his ACC debut (1/6/12)

## SINGLE GAME BESTS

### POINTS

Season: 13 vs. North Texas (11/20/12)  
Career: 13 vs. North Texas (11/20/12)  
ACC: 6 vs. North Carolina (1/6/13)

### REBOUNDS

Season: 4 vs. Old Dominion (12/22/12)  
Career: 4 vs. Old Dominion (12/22/12)  
ACC: 2 vs. North Carolina (1/6/13)

### FG MADE

Season: 3 vs. North Texas (11/20/12)  
Career: 3 vs. North Texas (11/20/12)  
ACC: 2 vs. North Carolina (1/6/13)

### FG ATTEMPTS

Season: 6 vs. North Texas (11/20/12)  
Career: 6 vs. North Texas (11/20/12)  
ACC: 4 vs. North Carolina (1/6/13)

### 3 PT FG MADE

Season: 2, 2x last vs. North Carolina (1/6/13)  
Career: 2, 2x last vs. North Carolina (1/6/13)  
ACC: 2 vs. North Carolina (1/6/13)

### 3 PT FG ATTEMPTS

Season: 2, 5x last at Clemson (1/12/13)  
Career: 2, 5x last at Clemson (1/12/13)  
ACC: 2, 2x last at Clemson (1/12/13)

### FT MADE

Season: 6 vs. North Texas (11/20/12)  
Career: 6 vs. North Texas (11/20/12)  
ACC: --

### FT ATTEMPTS

Season: 7 vs. North Texas (11/20/12)  
Career: 7 vs. North Texas (11/20/12)  
ACC: --

### ASSISTS

Season: 4 vs. North Texas (11/20/12)  
Career: 4 vs. North Texas (11/20/12)  
ACC: 1, 2x last at Georgia Tech (2/3/13)

### TURNOVERS

Season: 4 at Wisconsin (11/28/12)  
Career: 4 at Wisconsin (11/28/12)  
ACC: 3 vs. North Carolina (1/6/13)

### BLOCKS

Season: 1, 2x last at Wisconsin (11/28/12)  
Career: 1, 2x last at Wisconsin (11/28/12)  
ACC: --

### STEALS

Season: 3 vs. Morgan State (12/19/12)  
Career: 3 vs. Morgan State (12/19/12)  
ACC: 2 at Wake Forest (1/9/13)

### MINUTES

Season: 31 vs. North Texas (11/20/12)  
Career: 31 vs. North Texas (11/20/12)  
ACC: 20 vs. North Carolina (1/6/13)

## 2012-13 GAME-BY-GAME:

Opponent	GP-GS	FG-FGA	3FG-3FGA	FT-FTA	Off-Def	Total	A	TO	Blk	Stl	PF	Min	Pts
at G. Mason	DNP												
Fairfield	DNP												
Delaware	DNP												
Seattle	1-0	1-3	0-1	2-2	0-3	3	1	2	0	0	3	25	4
Lamar	2-1	2-5	0-1	2-2	0-0	0	2	1	1	1	3	27	6
North Texas	3-2	3-6	1-2	6-7	0-1	1	4	3	0	1	3	31	13
at Wisconsin	4-3	1-2	0-0	0-0	0-0	0	3	4	1	2	2	25	2
Green Bay	5-4	0-1	0-0	0-0	0-0	0	2	1	0	1	3	19	0
Tennessee	6-4	0-4	0-1	2-2	0-0	0	3	1	0	1	3	24	2
Miss. Valley St.	7-5	1-4	0-2	0-0	0-3	3	2	1	0	0	2	21	2
Morgan State	8-6	0-3	0-1	2-2	1-1	2	2	2	0	3	2	23	2
vs. Old Dominion	9-7	1-2	0-1	2-2	0-4	4	3	1	0	0	4	25	4
Wofford	10-8	2-4	2-2	0-2	0-1	1	3	1	0	0	2	17	6
North Carolina	11-9	2-4	2-2	0-0	0-2	2	0	0	0	1	0	20	6
at Wake Forest	12-9	0-1	0-0	0-0	0-1	1	1	1	0	2	1	15	0
at Clemson	13-9	1-3	0-2	0-0	0-0	0	0	0	0	1	1	10	2
Florida State	14-9	0-0	0-0	0-0	0-0	0	0	0	0	0	1	9	0
at VirginiaTech	15-9	1-3	1-2	0-0	0-0	0	1	0	0	0	0	3	3
Boston College	DNP												
NC State	16-9	0-1	0-1	0-0	0-0	0	0	1	0	0	0	4	0
at Georgia Tech	17-9	1-1	0-0	0-0	0-0	0	1	0	0	0	2	6	2
Clemson	18-9	1-3	0-1	0-0	0-0	0	0	0	0	0	3	11	2
at Maryland	19-9	0-1	0-1	0-0	0-0	0	0	0	0	0	0	7	0

## CAREER STATISTICS

Year	G-GS	Min-Avg.	FG-FGA	Pct.	3FG-3FGA	Pct.	FT-FTA	Pct.	Off-Def.	Reb-Avg.	PF-DQ	Ast	TO	Blk	Stl	Pts-Avg
2012-13	19-9	322-16.9	17-51	.333	6-20	.300	16-19	.842	1-16	17-0.9	35-0	29	22	2	14	56-2.9
ACC	9-1	85-9.4	6-17	.353	3-9	.333	0-0	.000	0-3	3-0.3	8-0	4	5	0	5	15-1.7
CAREER	19-9	322-16.9	17-51	.333	6-20	.300	16-19	.842	1-16	17-0.9	35-0	29	22	2	14	56-2.9
ACC	9-1	85-9.4	6-17	.353	3-9	.333	0-0	.000	0-3	3-0.3	8-0	4	5	0	5	15-1.7



# MIKE TOBEY

# #10

Freshman • Forward/Center • 6-11 • 227 • Monroe, N.Y. • Blair Academy



## 2012-13 SEASON:

- Missed Clemson and Maryland games with mononucleosis and is out indefinitely
- Tallied five points and one rebound as starter in collegiate debut at George Mason (11/9/12)
- Led Virginia scoring with a 17 points in 15 minutes vs. Seattle (11/17/12)
- Tallied five points and a season-high three blocks in 12 minutes vs. Mississippi Valley State (12/8/12)
- Registered a career-high 19 points (9-10 shooting) and six rebounds vs. Wofford (12/30/12)
- Led Virginia with 14 points and had a career-high seven rebounds at Wake Forest (1/9/13)
- Scored 10 points (5-5 from the field) with three rebounds at Virginia Tech (1/24/13)
- Tallied 13 points and tied a season high with with seven rebounds vs. NC State (1/29/13)

## SINGLE GAME BESTS

### POINTS

Season: 19 vs. Wofford (12/30/12)  
Career: 19 vs. Wofford (12/30/12)  
ACC: 14 at Wake Forest (1/9/13)

### REBOUNDS

Season: 7, 2x last vs. NC State (1/29/13)  
Career: 7, 2x last vs. NC State (1/29/13)  
ACC: 7, 2x last vs. NC State (1/29/13)

### FG MADE

Season: 9 vs. Wofford (12/30/12)  
Career: 9 vs. Wofford (12/30/12)  
ACC: 6, 2x last vs. NC State (1/29/13)

### FG ATTEMPTS

Season: 10, 2x last vs. NC State (1/29/13)  
Career: 10, 2x last vs. NC State (1/29/13)  
ACC: 10 vs. NC State (1/24/13)

### 3 PT FG MADE

Season: 1, 2x last vs. Wofford (12/30/12)  
Career: 1, 2x last vs. Wofford (12/30/12)  
ACC: --

### 3 PT FG ATTEMPTS

Season: 1, 4x last vs. Wofford (12/30/12)  
Career: 1, 4x last vs. Wofford (12/30/12)  
ACC: --

### FT MADE

Season: 7 vs. Seattle (11/17/12)  
Career: 7 vs. Seattle (11/17/12)  
ACC: 2 at Wake Forest (1/9/13)

### FT ATTEMPTS

Season: 8 vs. Seattle (11/17/12)  
Career: 8 vs. Seattle (11/17/12)  
ACC: 2, 2x last at Georgia Tech (2/3/13)

### ASSISTS

Season: 1, 9x last at Georgia Tech (2/3/13)  
Career: 1, 9x last at Georgia Tech (2/3/13)  
ACC: 1, 4x last at Georgia Tech (2/3/13)

### TURNOVERS

Season: 3 vs. North Carolina (1/6/13)  
Career: 3 vs. North Carolina (1/6/13)  
ACC: 3 vs. North Carolina (1/6/13)

### BLOCKS

Season: 3 vs. Mississippi Valley State (12/8/12)  
Career: 3 vs. Mississippi Valley State (12/8/12)  
ACC: 2 vs. NC State (1/24/13)

### STEALS

Season: 1, 2x last vs. NC State (1/29/13)  
Career: 1, 2x last vs. NC State (1/29/13)  
ACC: 1 vs. NC State (1/29/13)

### MINUTES

Season: 27 vs. Wofford (12/30/12)  
Career: 27 vs. Wofford (12/30/12)  
ACC: 21 at Wake Forest (1/9/13)

## 2012-13 GAME-BY-GAME:

Opponent	GP-GS	FG-FGA	3FG-3FGA	FT-FTA	Off-Def	Total	A	TO	Blk	Stl	PF	Min	Pts
at G. Mason	1-1	2-6	1-1	0-0	0-1	1	0	1	0	0	2	18	5
Fairfield	2-1	3-8	0-1	0-0	1-2	3	0	0	0	0	1	16	6
Delaware	3-1	0-2	0-0	0-0	0-1	1	0	1	1	0	0	5	0
Seattle	4-1	5-8	0-0	7-8	0-4	4	1	2	0	0	0	15	17
Lamar	5-1	3-8	0-1	0-0	0-1	1	0	2	1	0	2	17	6
North Texas	6-1	2-2	0-0	1-2	0-0	0	1	0	0	0	0	9	5
at Wisconsin	7-1	0-1	0-0	0-0	0-0	0	0	0	0	0	1	4	0
Green Bay	8-1	1-3	0-0	1-1	1-0	1	1	1	0	0	1	8	3
Tennessee	9-1	1-4	0-0	0-0	0-2	2	0	1	1	0	2	8	2
Miss. Valley St.	10-1	2-4	0-0	1-1	1-2	3	0	1	3	0	0	12	5
Morgan State	11-1	2-5	0-0	2-2	2-1	3	1	1	0	1	0	10	6
vs. Old Dominion	12-1	3-3	0-0	0-1	0-0	0	1	1	1	0	1	9	6
Wofford	13-1	9-10	1-1	0-0	1-5	6	1	1	1	0	1	27	19
North Carolina	14-1	1-5	0-0	0-0	1-2	3	0	3	1	0	0	14	2
at Wake Forest	15-1	6-9	0-0	2-2	4-3	7	0	0	0	0	1	21	14
at Clemson	16-1	3-9	0-0	0-0	1-1	2	1	0	0	0	2	15	6
Florida State	17-1	1-2	0-0	0-0	0-1	1	0	0	0	0	2	13	2
at Virginia Tech	18-1	5-5	0-0	0-0	1-2	3	1	0	0	0	2	15	10
Boston College	19-1	4-7	0-0	0-0	2-1	3	0	2	1	0	2	18	8
NC State	20-1	6-10	0-0	1-1	3-4	7	1	0	2	1	4	20	13
at Georgia Tech	21-1	0-0	0-0	1-2	0-2	2	1	1	0	0	3	9	1
Clemson	DNP												
at Maryland	DNP												

## CAREER STATISTICS

Year	G-GS	Min-Avg.	FG-FGA	Pct.	3FG-3FGA	Pct.	FT-FTA	Pct.	Off-Def.	Reb-Avg.	PF-DQ	Ast	TO	Blk	Stl	Pts-Avg
2012-13	21-1	283-13.5	59-111	.532	2-4	.500	16-20	.800	18-35	53-2.5	27-0	10	18	12	2	136-6.5
ACC	8-0	125-15.6	26-47	.553	0-0	.000	4-5	.800	12-16	28-3.5	16-0	4	6	4	1	56-7.0
CAREER	21-1	283-13.5	59-111	.532	2-4	.500	16-20	.800	18-35	53-2.5	27-0	10	18	12	2	136-6.5
ACC	8-0	125-15.6	26-47	.553	0-0	.000	4-5	.800	12-16	28-3.5	16-0	4	6	4	1	56-7.0

# EVAN NOLTE

# #11

Freshman • Forward • 6-8 • 207 • Milton, Ga. • Milton



## 2012-13 SEASON:

- Has played in every game, including eight starts
- Leads Virginia freshmen in scoring at 7.0 ppg
- Tallied six points on a pair of three-pointers in collegiate debut at George Mason (11/9/12)
- Recorded 11 points and three steals in 28 minutes off the bench vs. Fairfield (11/12/12)
- Had three steals vs. Fairfield (11/12/12), Delaware (11/13/12) and Lamar (11/19/12)
- Scored 10 points vs. Seattle (11/17/12)
- Registered 13 points on 5-5 shooting, including 3-3 from 3-point range, vs. North Texas (11/20/12)
- Recorded a season-high 15 points, including 3-5 from 3-point range, vs. Old Dominion (12/22/12)
- Tallied seven points and a season-high six rebounds vs. Wofford (12/30/12)
- Scored nine points and tied a career-high with three 3-pointers in ACC debut vs. North Carolina (1/6/13)
- Had a career-high seven rebounds in 30 minutes in his first ACC start vs. Florida State (1/19/13)
- Established career highs in points (18), 3-pointers (5) and steals (4) at Virginia Tech (1/24/13)
- Tallied nine points and five rebounds vs. Clemson (2/7/13)
- Had eight points and five rebounds at Maryland (2/10/13)

## 2012-13 GAME-BY-GAME:

Opponent	GP-GS	FG-FGA	3FG-3FGA	FT-FTA	Off-Def	Total	A	TO	Blk	Stl	PF	Min	Pts
at G. Mason	1-0	2-6	2-4	0-0	1-1	2	3	2	0	0	4	17	6
Fairfield	2-0	4-6	1-2	2-2	0-1	1	2	1	0	3	0	28	11
Delaware	3-1	1-8	1-5	0-0	1-0	1	0	1	0	3	1	24	3
Seattle	4-2	4-7	2-3	0-0	1-0	1	3	1	0	1	1	22	10
Lamar	5-3	1-4	0-2	0-0	0-0	0	1	0	0	3	3	22	2
North Texas	6-3	5-5	3-3	0-0	0-4	4	3	3	0	1	2	29	13
at Wisconsin	7-3	2-2	2-2	2-2	0-3	3	1	1	1	0	2	19	8
Green Bay	8-3	0-1	0-1	2-2	0-2	2	2	0	0	0	2	15	2
Tennessee	9-3	0-1	0-1	2-2	0-2	2	0	1	2	0	1	10	2
Miss. Valley St.	10-3	1-1	0-0	0-0	1-3	4	1	0	1	1	2	18	2
Morgan State	11-3	2-5	0-2	1-1	1-0	1	1	1	0	0	3	14	5
vs. Old Dominion	12-3	4-7	3-5	4-5	1-2	3	0	0	1	0	3	23	15
Wofford	13-3	3-6	1-3	0-0	1-5	6	2	0	0	0	3	22	7
North Carolina	14-3	3-5	3-5	0-0	0-1	1	2	0	1	1	2	23	9
at Wake Forest	15-3	1-7	1-7	3-4	0-3	3	0	1	1	1	3	20	6
at Clemson	16-3	2-4	2-3	0-0	1-0	1	0	0	0	0	2	24	6
Florida State	17-4	1-6	0-2	0-0	1-6	7	1	2	1	0	2	30	2
at Virginia Tech	18-5	6-12	5-9	1-2	0-2	2	2	1	2	4	1	34	18
Boston College	19-6	4-5	1-2	0-0	2-0	2	0	0	1	0	4	11	9
NC State	20-7	1-5	1-4	0-0	0-1	1	0	1	0	1	3	13	3
at Georgia Tech	21-8	2-9	2-8	0-0	1-3	4	0	0	0	0	4	24	6
Clemson	22-8	3-4	3-4	0-0	0-5	5	2	0	2	1	5	22	9
at Maryland	23-8	3-7	2-5	0-0	1-4	5	3	1	0	0	4	22	8

## SINGLE GAME BESTS

### POINTS

Season: 18 at Virginia Tech (1/24/13)  
 Career: 18 at Virginia Tech (1/24/13)  
 ACC: 18 at Virginia Tech (1/24/13)

### REBOUNDS

Season: 7 vs. Florida State (1/19/13)  
 Career: 7 vs. Florida State (1/19/13)  
 ACC: 7 vs. Florida State (1/19/13)

### FG MADE

Season: 6 at Virginia Tech (1/24/13)  
 Career: 6 at Virginia Tech (1/24/13)  
 ACC: 6 at Virginia Tech (1/24/13)

### FG ATTEMPTS

Season: 12 at Virginia Tech (1/24/13)  
 Career: 12 at Virginia Tech (1/24/13)  
 ACC: 12 at Virginia Tech (1/24/13)

### 3 PT FG MADE

Season: 5 at Virginia Tech (1/24/13)  
 Career: 5 at Virginia Tech (1/24/13)  
 ACC: 5 at Virginia Tech (1/24/13)

### 3 PT FG ATTEMPTS

Season: 9 at Virginia Tech (1/24/13)  
 Career: 9 at Virginia Tech (1/24/13)  
 ACC: 9 at Virginia Tech (1/24/13)

### FT MADE

Season: 4 vs. Old Dominion (12/22/12)  
 Career: 4 vs. Old Dominion (12/22/12)  
 ACC: 3 at Wake Forest (1/9/13)

### FT ATTEMPTS

Season: 5 vs. Old Dominion (12/22/12)  
 Career: 5 vs. Old Dominion (12/22/12)  
 ACC: 4, 2x last at Maryland (2/10/13)

### ASSISTS

Season: 3, 4x last at Maryland (2/10/13)  
 Career: 3, 4x last at Maryland (2/10/13)  
 ACC: 3 at Maryland (2/10/13)

### TURNOVERS

Season: 3 vs. North Texas (11/20/12)  
 Career: 3 vs. North Texas (11/20/12)  
 ACC: 2 vs. Florida State (1/19/13)

### BLOCKS

Season: 2, 3x last vs. Clemson (2/7/13)  
 Career: 2, 3x last vs. Clemson (2/7/13)  
 ACC: 2, 2x last vs. Clemson (2/7/13)

### STEALS

Season: 4 at Virginia Tech (1/24/13)  
 Career: 4 at Virginia Tech (1/24/13)  
 ACC: 4 at Virginia Tech (1/24/13)

### MINUTES

Season: 34 at Virginia Tech (1/24/13)  
 Career: 34 at Virginia Tech (1/24/13)  
 ACC: 34 at Virginia Tech (1/24/13)


## CAREER STATISTICS

Year	G-GS	Min-Avg.	FG-FGA	Pct.	3FG-3FGA	Pct.	FT-FTA	Pct.	Off-Def.	Reb-Avg.	PF-DQ	Ast	TO	Blk	Stl	Pts-Avg
2012-13	23-8	486-21.1	55-123	.447	35-82	.427	17-20	.850	13-48	61-2.7	57-1	29	17	13	20	162-7.0
ACC	10-5	223-22.3	26-64	.406	20-49	.408	4-6	.667	6-25	31-3.1	30-1	10	6	8	8	76-7.6
CAREER	23-8	486-21.1	55-123	.447	35-82	.427	17-20	.850	13-48	61-2.7	57-1	29	17	13	20	162-7.0
ACC	10-5	223-22.3	26-64	.406	20-49	.408	4-6	.667	6-25	31-3.1	30-1	10	6	8	8	76-7.6

# JOE HARRIS

# #12

Junior • Guard • 6-6 • 211 • Chelan, Wash. • Chelan



## 2012-13 SEASON:

- Has led Virginia in scoring in 15 games
- Averaging a career-high 15.9 points per game
- Has scored in double figures in 20 of 23 games
- Tallied 19 points and eight rebounds at George Mason (11/9/12)
- Led team with 15 points vs. Fairfield (11/12/12)
- Scored a team-high 20 points vs. Delaware (11/13/12)
- Led UVa with 17 points and had two blocked shots and three steals vs. Lamar (11/19/12)
- Scored a season-high 22 points and had five rebounds and five assists at Wisconsin (11/28/12)
- Scored 20 points and was 4-7 from three-point range vs. Green Bay (12/1/12)
- Had a career-high six assists vs. Mississippi Valley State (12/8/12)
- Led UVa with 18 points vs. Old Dominion (12/22/12)
- Recorded 15 points, four rebounds and three assists vs. Wofford (12/30/12)
- Led UVa with 19 points in ACC opener vs. North Carolina (1/6/13)
- Tallied a team-leading 17 points and tied a career-high with four steals vs. Florida State (1/19/13)
- Blocked a career-high three shots vs. Boston College (1/26/13)
- Scored an ACC career-high 22 points vs. NC State (1/29/13)
- Led UVa with 21 points vs. Clemson (2/7/13)
- Tied an ACC career high with 22 points at Maryland (2/10/13)

## 2012-13 GAME-BY-GAME:

Opponent	GP-GS	FG-FGA	3FG-3FGA	FT-FTA	Off-Def	Total	A	TO	Blk	Stl	PF	Min	Pts
at G. Mason	1-1	6-15	4-7	3-4	1-7	8	3	4	0	0	3	35	19
Fairfield	2-2	5-11	0-0	5-6	2-5	7	3	1	1	1	2	34	15
Delaware	3-3	7-19	3-9	3-4	2-2	4	1	3	0	0	5	38	20
Seattle	4-4	2-5	1-2	2-3	0-1	1	0	2	0	0	3	20	7
Lamar	5-5	7-11	3-5	0-0	0-5	5	2	0	2	3	1	25	17
North Texas	6-6	3-6	3-4	3-4	0-2	2	2	1	1	0	3	21	12
at Wisconsin	7-7	8-19	1-7	5-6	1-4	5	5	0	0	0	1	35	22
Green Bay	8-8	8-14	4-7	0-0	0-2	2	2	3	0	0	1	35	20
Tennessee	9-9	6-11	1-3	0-1	1-5	6	1	1	0	0	1	34	13
Miss. Valley St.	10-10	0-4	0-2	3-4	0-3	3	6	1	1	0	1	27	3
Morgan State	11-11	3-4	2-3	6-9	0-2	2	3	4	0	0	2	21	14
vs. Old Dominion	12-12	6-15	4-9	2-2	0-3	3	2	2	1	0	1	33	18
Wofford	13-13	6-7	2-2	3-4	0-4	4	3	3	0	2	1	25	15
North Carolina	14-14	7-11	2-4	3-6	1-4	5	1	1	0	2	2	36	19
at Wake Forest	15-15	5-14	2-3	1-1	2-2	4	2	4	1	1	4	34	13
at Clemson	16-16	5-13	2-7	2-2	0-5	5	3	0	0	1	3	31	14
Florida State	17-17	5-12	3-6	4-4	3-1	4	1	1	1	4	2	32	17
at Virginia Tech	18-18	6-9	4-6	1-3	1-2	3	2	2	0	1	2	35	17
Boston College	19-19	3-9	1-4	0-0	1-4	5	4	2	3	0	2	34	7
NC State	20-20	7-15	3-8	5-6	1-3	4	1	0	0	0	3	31	22
at Georgia Tech	21-21	6-14	4-9	2-4	4-2	6	4	6	1	1	4	37	18
Clemson	22-22	7-10	2-4	5-6	1-3	4	2	1	0	1	2	27	21
at Maryland	23-23	7-8	3-4	5-6	1-1	2	1	3	0	2	2	37	22

## SINGLE GAME BESTS

### POINTS

Season: 22, 3x last at Maryland (2/10/13)  
 Career: 24 at Minnesota (11/29/10)  
 ACC: 22, 2x last at Maryland (2/10/13)

### REBOUNDS

Season: 8 at George Mason (11/9/12)  
 Career: 10 vs. Boston College (2/26/11)  
 ACC: 10 vs. Boston College (2/26/11)

### FG MADE

Season: 8, 2x last vs. Green Bay (12/1/12)  
 Career: 8, 4x last vs. Green Bay (12/1/12)  
 ACC: 7, 3x last vs. Clemson (2/7/13)

### FG ATTEMPTS

Season: 19, 2x last at Wisconsin (11/28/12)  
 Career: 19, 2x last at Wisconsin (11/28/12)  
 ACC: 15 vs. NC State (1/29/13)

### 3 PT FG MADE

Season: 4, 5x last at Georgia Tech (2/3/13)  
 Career: 5, 2x last vs. Clemson (1/31/12)  
 ACC: 5 vs. Clemson (1/31/12)

### 3 PT FG ATTEMPTS

Season: 9, 3x last at Georgia Tech (2/3/13)  
 Career: 10 vs. Radford (12/7/10)  
 ACC: 9, 3x last at Georgia Tech (2/3/13)

### FT MADE

Season: 6 vs. Morgan State (12/19/12)  
 Career: 7 vs. NC State (3/1/11)  
 ACC: 7 vs. NC State (3/1/11)

### FT ATTEMPTS

Season: 9 vs. Morgan State (12/19/12)  
 Career: 9 vs. Morgan State (12/19/12)  
 ACC: 7 vs. NC State (3/1/11)

### ASSISTS

Season: 6 vs. Mississippi Valley State (12/8/12)  
 Career: 6 vs. Mississippi Valley State (12/8/12)  
 ACC: 5 vs. Florida State (3/1/12)

### TURNOVERS

Season: 6 at Georgia Tech (2/3/13)  
 Career: 6 at Georgia Tech (2/3/13)  
 ACC: 6 at Georgia Tech (2/3/13)

### BLOCKS

Season: 3 vs. Boston College (1/26/13)  
 Career: 3, 2x last vs. Boston College (1/26/13)  
 ACC: 3, 2x last vs. Boston College (1/26/13)

### STEALS

Season: 3 vs. Lamar (11/19/12)  
 Career: 4, 2x last vs. Michigan (11/29/11)  
 ACC: 4 vs. Florida State (1/19/13)

### MINUTES


Season: 38 vs. Delaware (11/13/12)  
 Career: 41 at Miami (2/5/11)  
 ACC: 41 at Miami (2/5/11)

## CAREER STATISTICS

Year	G-GS	Min-Avg.	FG-FGA	Pct.	3FG-3FGA	Pct.	FT-FTA	Pct.	Off-Def.	Reb-Avg.	PF-DQ	Ast	TO	Blk	Stl	Pts-Avg
2010-11	31-25	910-29.4	107-256	.418	65-156	.417	44-58	.759	35-100	135-4.4	69-2	39	49	11	27	323-10.4
ACC	16-13	512-32.0	55-140	.393	39-93	.419	30-39	.769	18-63	81-5.1	35-2	22	25	6	13	179-11.2
2011-12	32-31	969-30.3	121-274	.442	49-129	.380	71-92	.772	29-95	124-3.9	68-2	55	46	12	23	362-11.3
ACC	16-15	472-29.5	56-129	.434	25-57	.439	18-28	.643	20-44	64-4.0	38-1	30	27	8	8	155-9.7
2012-13	23-23	720-31.3	124-255	.486	54-115	.470	63-85	.741	22-72	94-4.1	51-1	54	45	12	19	365-15.9
ACC	10-10	337-33.7	58-115	.504	26-55	.473	28-38	.724	15-27	42-4.2	26-0	21	20	6	13	170-17.0
CAREER	86-79	2599-30.2	352-785	.448	168-400	.420	178-235	.757	86-267	353-4.1	188-5	148	140	35	69	1050-12.2
ACC	42-38	1321-31.5	169-384	.440	90-205	.439	76-105	.724	53-134	187-4.5	99-3	73	72	20	34	504-12.0

# JUSTIN ANDERSON

#23



Freshman • Guard • 6-6 • 226 • Montross, Va. • Montrose Christian

## 2012-13 SEASON:

- Has played in all 23 games, including five starts (George Mason, Delaware, Seattle, Clemson and Maryland)
- Tallied four points, three rebounds and three assists as starter in collegiate debut at George Mason (11/9/12)
- Contributed 11 points vs. Seattle (11/17/12)
- Had six points, three rebounds and two assists vs. Lamar (11/19/12)
- Scored 14 points and added four rebounds, four assists and three steals vs. North Texas (11/20/12)
- Recorded 15 points and nine rebounds vs. Mississippi Valley State (12/8/12)
- Scored five points and grabbed eight rebounds at Wake Forest (1/9/13)
- Sank a career-high two 3-pointers and had a career-high three blocked shots vs. Florida State (1/19/13)
- Tallied 11 points and had a career-high six assists and three steals at Virginia Tech (1/24/13)
- Scored a career-high 16 points vs. Boston College (1/26/13)
- Recorded 10 points, four assists and three rebounds at Georgia Tech (2/3/13)
- Had 14 points and three steals in start vs. Clemson (2/7/13)
- Recorded career-highs in points (17), rebounds (9), and minutes (35) at Maryland (2/10/13)
- Named ACC Rookie of the Week on Feb. 11

## 2012-13 GAME-BY-GAME:

Opponent	GP-GS	FG-FGA	3FG-3FGA	FT-FTA	Off-Def	Total	A	TO	Blk	Stl	PF	Min	Pts
at G. Mason	1-1	1-5	0-3	2-5	2-1	3	3	1	0	1	3	27	4
Fairfield	2-1	1-5	0-2	2-4	2-3	5	4	1	1	0	1	27	4
Delaware	3-2	1-3	0-1	0-0	1-0	1	2	4	1	2	3	30	2
Seattle	4-3	4-5	0-1	3-3	0-2	2	4	3	2	1	0	21	11
Lamar	5-3	2-6	0-1	2-2	0-3	3	2	2	1	1	0	20	6
North Texas	6-3	4-10	0-1	6-8	3-1	4	4	0	1	3	2	23	14
at Wisconsin	7-3	1-2	1-2	0-0	0-4	4	0	0	0	0	0	9	3
Green Bay	8-3	2-5	1-2	0-0	1-0	1	0	0	0	0	0	12	5
Tennessee	9-3	0-2	0-1	0-0	0-0	0	1	0	1	0	0	11	0
Miss. Valley St.	10-3	6-11	1-3	2-2	1-8	9	2	0	2	2	1	27	15
Morgan State	11-3	1-5	1-2	2-2	0-2	2	1	1	1	0	0	22	5
vs. Old Dominion	12-3	0-1	0-0	0-0	1-1	2	2	0	1	0	1	11	0
Wofford	13-3	3-7	0-3	0-0	1-1	2	3	1	0	2	1	25	6
North Carolina	14-3	0-2	0-1	1-2	1-3	4	2	0	2	0	0	19	1
at Wake Forest	15-3	2-5	0-0	1-2	4-4	8	2	1	0	0	3	17	5
at Clemson	16-3	0-4	0-1	0-0	1-1	2	0	2	0	0	2	14	0
Florida State	17-3	3-5	2-3	0-0	1-2	3	1	2	3	1	1	21	8
at Virginia Tech	18-3	3-6	1-3	4-4	2-0	2	6	1	0	3	0	24	11
Boston College	19-3	7-9	0-1	2-2	0-2	2	2	1	0	0	0	25	16
NC State	20-3	1-3	0-0	0-0	0-2	2	1	0	1	1	3	18	2
at Georgia Tech	21-3	3-8	1-1	3-4	2-1	3	4	1	1	0	3	25	10
Clemson	22-4	6-9	1-4	1-2	0-1	1	2	1	1	3	1	24	14
at Maryland	23-4	5-14	1-3	6-6	1-8	9	3	2	1	0	1	35	17

## SINGLE GAME BESTS

### POINTS

Season: 17 at Maryland (2/10/13)  
Career: 17 at Maryland (2/10/13)  
ACC: 17 at Maryland (2/10/13)

### REBOUNDS

Season: 9, 2x last at Maryland (2/10/13)  
Career: 9, 2x last at Maryland (2/10/13)  
ACC: 9 at Maryland (2/10/13)

### FG MADE

Season: 7 vs. Boston College (1/26/13)  
Career: 7 vs. Boston College (1/26/13)  
ACC: 7 vs. Boston College (1/26/13)

### FG ATTEMPTS

Season: 14 at Maryland (2/10/13)  
Career: 14 at Maryland (2/10/13)  
ACC: 14 at Maryland (2/10/13)

### 3 PT FG MADE

Season: 2 vs. Florida State (1/19/13)  
Career: 2 vs. Florida State (1/19/13)  
ACC: 2 vs. Florida State (1/19/13)

### 3 PT FG ATTEMPTS

Season: 4 vs. Clemson (2/7/13)  
Career: 4 vs. Clemson (2/7/13)  
ACC: 4 vs. Clemson (2/7/13)

### FT MADE

Season: 6, 2x last at Maryland (2/10/13)  
Career: 6, 2x last at Maryland (2/10/13)  
ACC: 6 at Maryland (2/10/13)

### FT ATTEMPTS

Season: 8 vs. North Texas (11/20/12)  
Career: 8 vs. North Texas (11/20/12)  
ACC: 6 at Maryland (2/10/13)

### ASSISTS

Season: 6 at Virginia Tech (1/24/13)  
Career: 6 at Virginia Tech (1/24/13)  
ACC: 6 at Virginia Tech (1/24/13)

### TURNOVERS

Season: 4 vs. Delaware (11/12/12)  
Career: 4 vs. Delaware (11/12/12)  
ACC: 2, 3x last at Maryland (2/10/13)

### BLOCKS

Season: 3 vs. Florida State (1/19/13)  
Career: 3 vs. Florida State (1/19/13)  
ACC: 3 vs. Florida State (1/19/13)

### STEALS

Season: 3, 3x last vs. Clemson (2/7/13)  
Career: 3, 3x last vs. Clemson (2/7/13)  
ACC: 3, 2x last vs. Clemson (2/7/13)

### MINUTES

Season: 35 at Maryland (2/10/13)  
Career: 35 at Maryland (2/10/13)  
ACC: 35 at Maryland (2/10/13)


## CAREER STATISTICS

Year	G-GS	Min-Avg.	FG-FGA	Pct.	3FG-3FGA	Pct.	FT-FTA	Pct.	Off-Def.	Reb-Avg.	PF-DQ	Ast	TO	Blk	Stl	Pts-Avg
2012-13	23-5	487-21.2	56-132	.424	10-39	.256	37-48	.771	24-50	74-3.2	26-0	51	24	20	20	159-6.9
ACC	10-2	222-22.2	30-65	.462	6-17	.353	18-22	.818	12-24	36-3.6	14-0	23	11	9	8	84-8.4
CAREER	23-5	487-21.2	56-132	.424	10-39	.256	37-48	.771	24-50	74-3.2	26-0	51	24	20	20	159-6.9
ACC	10-2	222-22.2	30-65	.462	6-17	.353	18-22	.818	12-24	36-3.6	14-0	23	11	9	8	84-8.4



# CAID KIRVEN

#24



Freshman • Forward • 6-8 • 217 • Raleigh, N.C. • Woodberry Forest

## 2012-13 SEASON:

- Made his collegiate debut vs. Mississippi Valley State (12/8/12)
- Played two minutes vs. Wofford (12/30/12)
- Made his ACC debut vs. Florida State (1/19/13)
- Played five minutes vs. Clemson (2/7/13)

## SINGLE GAME BESTS

### POINTS

Season: --  
Career: --  
ACC: --

### REBOUNDS

Season: 2 vs. Clemson (2/7/13)  
Career: 2 vs. Clemson (2/7/13)  
ACC: 2 vs. Clemson (2/7/13)

### FG MADE

Season: --  
Career: --  
ACC: --

### FG ATTEMPTS

Season: 1 vs. Clemson (2/7/13)  
Career: 1 vs. Clemson (2/7/13)  
ACC: 1 vs. Clemson (2/7/13)

### 3 PT FG MADE

Season: --  
Career: --  
ACC: --

### 3 PT FG ATTEMPTS

Season: --  
Career: --  
ACC: --

### FT MADE

Season: --  
Career: --  
ACC: --

### FT ATTEMPTS

Season: --  
Career: --  
ACC: --

### ASSISTS

Season: --  
Career: --  
ACC: --

### TURNOVERS

Season: 1, 3x last vs. Clemson (2/7/13)  
Career: 1, 3x last vs. Clemson (2/7/13)  
ACC: 1, 2x last vs. Clemson (2/7/13)

### BLOCKS

Season: --  
Career: --  
ACC: --

### STEALS

Season: --  
Career: --  
ACC: --

### MINUTES

Season: 5 vs. Clemson (2/7/13)  
Career: 5 vs. Clemson (2/7/13)  
ACC: 5 vs. Clemson (2/7/13)

## 2012-13 GAME-BY-GAME:

Opponent	GP-GS	FG-FGA	3FG-3FGA	FT-FTA	Off-Def	Total	A	TO	Blk	Stl	PF	Min	Pts
at G. Mason	DNP												
Fairfield	DNP												
Delaware	DNP												
Seattle	DNP												
Lamar	DNP												
North Texas	DNP												
at Wisconsin	DNP												
Green Bay	DNP												
Tennessee	DNP												
Miss. Valley St.	1-0	0-1	0-0	0-0	0-0	0	0	1	0	0	1	2	0
Morgan State	DNP												
vs. Old Dominion	DNP												
Wofford	2-0	0-0	0-0	0-0	0-1	1	0	0	0	0	0	2	0
North Carolina	DNP												
at Wake Forest	DNP												
at Clemson	DNP												
Florida State	3-0	0-0	0-0	0-0	0-0	0	0	1	0	0	0	1	0
at Virginia Tech	DNP												
Boston College	DNP												
NC State	DNP												
at Georgia Tech	DNP												
Clemson	4-0	0-1	0-0	0-0	0-2	2	0	1	0	0	0	5	0
at Maryland	DNP												

## CAREER STATISTICS

Year	G-GS	Min-Avg.	FG-FGA	Pct.	3FG-3FGA	Pct.	FT-FTA	Pct.	Off-Def.	Reb-Avg.	PF-DQ	Ast	TO	Blk	Stl	Pts-Avg
2012-13	4-0	10-2.5	0-2	.000	0-0	.000	0-0	.000	0-3	3-0.8	1-0	0	3	0	0	0-0.0
ACC	2-0	6-3.0	0-1	.000	0-0	.000	0-0	.000	0-2	2-1.0	0-0	0	2	0	0	0-0.0
CAREER	4-0	10-2.5	0-2	.000	0-0	.000	0-0	.000	0-3	3-0.8	1-0	0	3	0	0	0-0.0
ACC	2-0	6-3.0	0-1	.000	0-0	.000	0-0	.000	0-2	2-1.0	0-0	0	2	0	0	0-0.0

# AKIL MITCHELL

#25

Junior • Forward • 6-8 • 234 • Charlotte, N.C. • Charlotte Christian School



## 2012-13 SEASON:

- Averaging a career-high 12.6 points and 8.8 rebounds per game
- Shooting a career-high 54.4 percent from the field and 67.7 percent from the free throw line
- Posted 15 points and 13 rebounds for his second career double-double vs. Delaware (11/13/12)
- Had 14 points and a career-high 16 rebounds for his third career double-double vs. Seattle (11/17/12)
- Posted 11 points and 10 rebounds for his fourth career double-double at Wisconsin (11/28/12)
- Scored a career-high 20 points and had nine rebounds vs. Green Bay (12/1/12)
- Recorded 13 points and 12 rebounds for his fifth career double-double vs. Tennessee (12/5/12)
- Tied a career-high with 20 points and had four steals in 16 minutes vs. Mississippi Valley State (12/8/12)
- Tallied a career-high seven assists and recorded his sixth career double-double with 15 points and 12 rebounds vs. Morgan State (12/19/12)
- Had 15 points, six rebounds and career-high-tying four steals vs. Wofford (12/30/12)
- Grabbed a team-high 11 rebounds vs. North Carolina (1/6/13)
- Tallied 10 points and 10 rebounds at Wake Forest (1/9/13) for his seventh career double-double
- Scored an ACC-best 16 points vs. Boston College (1/26/13)
- Recorded his eighth career double-double with 14 points and 12 rebounds vs. NC State (1/29/13)
- Posted 13 points and 12 rebounds for ninth career double-double at Georgia Tech (2/3/13)
- Scored 16 points and tied a career-high with four steals vs. Clemson (2/7/13)

## 2012-13 GAME-BY-GAME:

Opponent	GP-GS	FG-FGA	3FG-3FGA	FT-FTA	Off-Def	Total	A	TO	Blk	Stl	PF	Min	Pts
at G.Mason	1-1	4-6	0-0	3-5	3-4	7	0	1	1	2	1	30	11
Fairfield	2-2	4-11	0-0	4-6	3-5	8	2	1	1	1	2	33	12
Delaware	3-3	5-11	0-0	5-8	5-8	13	3	1	1	0	4	30	15
Seattle	4-4	5-7	0-0	4-4	6-10	16	1	2	0	3	2	26	14
Lamar	5-5	2-7	0-0	6-6	3-5	8	2	0	0	0	2	23	10
North Texas	6-6	3-5	0-0	2-3	0-4	4	1	4	0	0	4	24	8
at Wisconsin	7-7	3-6	0-0	5-6	3-7	10	2	3	0	0	2	33	11
Green Bay	8-8	9-12	0-0	2-2	0-9	9	2	1	1	0	2	26	20
Tennessee	9-9	6-13	0-0	1-3	5-7	12	1	2	0	0	2	34	13
Miss. Valley St.	10-10	9-14	0-0	2-3	2-3	5	1	1	0	4	2	16	20
Morgan State	11-11	5-12	0-1	5-8	4-8	12	7	2	0	1	3	33	15
vs. Old Dominion	12-12	3-10	0-0	2-3	4-5	9	1	1	1	0	2	33	8
Wofford	13-13	6-7	0-0	3-4	1-5	6	2	1	0	4	1	25	15
North Carolina	14-14	2-5	0-0	3-8	2-9	11	1	1	0	2	3	31	7
at Wake Forest	15-15	5-9	0-0	0-1	5-5	10	0	3	1	2	1	31	10
at Clemson	16-16	3-5	0-0	1-2	3-6	9	3	4	1	2	2	31	7
Florida State	17-17	6-7	0-0	1-2	1-4	5	3	2	0	2	4	34	13
at Virginia Tech	18-18	3-6	0-0	2-3	1-7	8	1	2	0	1	4	31	8
Boston College	19-19	6-10	0-0	4-5	2-4	6	0	3	1	1	2	34	16
NC State	20-20	6-12	0-0	2-3	1-11	12	2	0	0	0	0	36	14
at Georgia Tech	21-21	6-14	0-0	1-1	3-9	12	0	1	1	0	3	34	13
Clemson	22-22	7-11	0-0	2-2	2-4	6	0	1	1	4	1	31	16
at Maryland	23-23	4-6	0-0	5-8	2-2	4	0	2	0	2	2	27	13

## SINGLE GAME BESTS

### POINTS

Season: 20, 2x last vs. Miss. Valley State (12/8/12)  
 Career: 20, 2x last vs. Miss. Valley State (12/8/12)  
 ACC: 16, 2x last vs. Clemson (2/7/13)

### REBOUNDS

Season: 16 vs. Seattle (11/17/12)  
 Career: 16 vs. Seattle (11/17/12)  
 ACC: 12, 2x last at Georgia Tech (2/3/13)

### FG MADE

Season: 9, 2x last vs. Miss. Valley State (12/8/12)  
 Career: 9, 2x last vs. Miss. Valley State (12/8/12)  
 ACC: 7 vs. Clemson (2/7/13)

### FG ATTEMPTS

Season: 14, 2x last at Georgia Tech (2/3/13)  
 Career: 14, 2x last at Georgia Tech (2/3/13)  
 ACC: 14 at Georgia Tech (2/3/13)

### 3 PT FG MADE

Season: --  
 Career: 1 vs. North Carolina (1/8/11)  
 ACC: 1 vs. North Carolina (1/8/11)

### 3 PT FG ATTEMPTS

Season: 1 vs. Morgan State (12/19/12)  
 Career: 1 on eight occasions  
 ACC: 1 on five occasions

### FT MADE

Season: 6 vs. Lamar (11/19/12)  
 Career: 6 vs. Lamar (11/19/12)  
 ACC: 4, 2x last vs. Boston College (1/26/13)

### FT ATTEMPTS

Season: 8, 3x last vs. North Carolina (1/6/13)  
 Career: 8, 3x last vs. North Carolina (1/6/13)  
 ACC: 8 vs. North Carolina (1/6/13)

### ASSISTS

Season: 7 vs. Morgan State (12/19/12)  
 Career: 7 vs. Morgan State (12/19/12)  
 ACC: 4 vs. Wake Forest (2/8/12)

### TURNOVERS

Season: 4, 2x last at Clemson (1/12/13)  
 Career: 4, 2x last at Clemson (1/12/13)  
 ACC: 4 at Clemson (1/12/13)

### BLOCKS

Season: 1, 8x last vs. Clemson (2/7/13)  
 Career: 2, 2x last at North Carolina (2/11/12)  
 ACC: 2, 2x last at North Carolina (2/11/12)

### STEALS

Season: 4, 3x last vs. Clemson (2/7/13)  
 Career: 4, 3x last vs. Clemson (2/7/13)  
 ACC: 4 vs. Clemson (2/7/13)

### MINUTES


Season: 36 vs. NC State (1/29/13)  
 Career: 38 vs. NC State (3/9/12)  
 ACC: 38 vs. NC State (3/9/12)

## CAREER STATISTICS

Year	G-GS	Min-Avg.	FG-FGA	Pct.	3FG-3FGA	Pct.	FT-FTA	Pct.	Off-Def.	Reb-Avg.	PF-DQ	Ast	TO	Blk	Stl	Pts-Avg
2010-11	29-1	438-15.1	27-80	.338	1-8	.125	15-29	.517	22-64	86-3.0	51-1	24	17	6	18	70-2.4
ACC	16-0	254-15.9	15-43	.349	1-5	.200	12-18	.667	11-25	36-2.3	30-1	12	9	4	11	43-2.7
2011-12	32-15	705-22.0	52-103	.505	0-0	.000	27-53	.509	39-102	141-4.4	71-1	27	26	10	21	131-4.1
ACC	16-13	383-23.9	26-57	.456	0-0	.000	16-27	.593	22-52	74-4.6	42-1	16	16	4	14	68-4.3
2012-13	23-23	686-29.8	112-206	.544	0-1	.000	65-96	.677	61-141	202-8.8	51-0	35	39	10	31	289-12.6
ACC	10-10	320-32.0	48-85	.565	0-0	.000	21-35	.600	22-61	83-8.3	22-0	10	19	5	16	117-11.7
CAREER	84-39	1829-21.8	191-389	.491	1-9	.111	107-178	.601	122-307	429-5.1	173-2	86	82	26	70	490-5.8
ACC	12-23	957-22.8	89-185	.481	1-5	.200	49-80	.613	55-138	193-4.6	94-2	38	44	13	41	228-5.4

# THOMAS ROGERS

#30



Junior • Guard • 6-6 • 209 • Farmville, Va. • Fork Union Military Academy

## 2012-13 SEASON:

- Made his season debut vs. Seattle (11/17/12)
- Played two minutes vs. Lamar (11/19/12)
- Played three minutes vs. Mississippi Valley State (12/8/12)
- Played one minute vs. Morgan State (12/19/12)
- Saw two minutes of action vs. Wofford (12/30/12)
- Played one minute vs. Florida State (1/19/13)
- Played a career-high four minutes vs. Clemson (2/7/13)

## SINGLE GAME BESTS

### POINTS

Season: --  
Career: --  
ACC: --

### REBOUNDS

Season: 2 vs. Clemson (2/7/13)  
Career: 2 vs. Clemson (2/7/13)  
ACC: 2 vs. Clemson (2/7/13)

### FG MADE

Season: --  
Career: --  
ACC: --

### FG ATTEMPTS

Season: 2 vs. Wofford (12/30/12)  
Career: 2, 3x last vs. Wofford (12/30/12)  
ACC: 1, 2x last vs. Wake Forest (2/8/12)

### 3 PT FG MADE

Season: --  
Career: --  
ACC: --

### 3 PT FG ATTEMPTS

Season: 1, 2x last vs. Wofford (12/30/12)  
Career: 2, 2x last vs. Green Bay (11/25/11)  
ACC: 1, 2x last vs. Wake Forest (2/8/12)

### FT MADE

Season: --  
Career: --  
ACC: --

### FT ATTEMPTS

Season: 2 vs. Mississippi Valley State (12/8/12)  
Career: 2 vs. Mississippi Valley State (12/8/12)  
ACC: --

### ASSISTS

Season: 1, 2x last vs. Clemson (2/7/13)  
Career: 1, 3x last vs. Clemson (2/7/13)  
ACC: 1 vs. Clemson (2/7/13)

### TURNOVERS

Season: 1 vs. Morgan State (12/19/12)  
Career: 1, 2x last vs. Morgan State (12/19/12)  
ACC: --

### BLOCKS

Season: --  
Career: --  
ACC: --

### STEALS

Season: --  
Career: --  
ACC: --

### MINUTES

Season: 4, 2x last vs. Clemson (2/7/13)  
Career: 4, 3x last vs. Clemson (2/7/13)  
ACC: 4 vs. Clemson (2/7/13)

## 2012-13 GAME-BY-GAME:


Opponent	GP-GS	FG-FGA	3FG-3FGA	FT-FTA	Off-Def	Total	A	TO	Blk	Stl	PF	Min	Pts
at G. Mason	DNP												
Fairfield	DNP												
Delaware	DNP												
Seattle	1-0	0-0	0-0	0-0	0-0	0	1	0	0	0	1	4	0
Lamar	2-0	0-0	0-0	0-0	0-0	0	0	0	0	0	0	2	0
North Texas	DNP												
at Wisconsin	DNP												
Green Bay	DNP												
Tennessee	DNP												
Miss. Valley St.	3-0	0-0	0-0	0-2	0-1	1	0	0	0	0	0	3	0
Morgan State	4-0	0-1	0-1	0-0	0-0	0	0	1	0	0	0	1	0
vs. Old Dominion	DNP												
Wofford	5-0												
North Carolina	DNP												
at Wake Forest	DNP												
at Clemson	DNP												
Florida State	6-0	0-0	0-0	0-0	0-1	1	0	0	0	0	0	1	0
at Virginia Tech	DNP												
Boston College	DNP												
NC State	DNP												
at Georgia Tech	DNP												
Clemson	7-0	0-0	0-0	0-0	0-2	2	1	0	0	0	0	4	0
at Maryland	DNP												

## CAREER STATISTICS

Year	G-GS	Min-Avg.	FG-FGA	Pct.	3FG-3FGA	Pct.	FT-FTA	Pct.	Off-Def.	Reb-Avg.	PF-DQ	Ast	TO	Blk	Stl	Pts-Avg
2010-11	6-0	8-1.3	0-2	.000	0-2	.000	0-0	.000	0-0	0-0.0	0-0	0	0	0	0	0-0.0
ACC	2-0	2-1.0	0-0	.000	0-0	.000	0-0	.000	0-0	0-0.0	0-0	0	0	0	0	0-0.0
2011-12	7-0	19-2.7	0-6	.000	0-6	.000	0-0	.000	0-3	3-0.4	3-0	1	1	0	0	0-0.0
ACC	3-0	8-2.7	0-2	.000	0-2	.000	0-0	.000	0-2	2-0.7	1-0	0	0	0	0	0-0.0
2012-13	7-0	17-2.4	0-4	.000	0-2	.000	0-2	.000	0-5	5-0.7	1-0	2	1	0	0	0-0.0
ACC	2-0	5-2.5	0-0	.000	0-0	.000	0-0	.000	0-3	3-1.5	0-0	1	0	0	0	0-0.0
CAREER	20-0	42-2.2	0-12	.000	0-10	.000	0-2	.000	0-8	8-0.4	4-0	3	2	0	0	0-0.0
ACC	7-0	15-2.1	0-2	.000	0-2	.000	0-0	.000	0-5	5-0.7	1-0	1	0	0	0	0-0.0

# DARION ATKINS

#32



Sophomore • Forward • 6-8 • 222 • Clinton, Md. • Landon School

## 2012-13 SEASON:

- Missed Florida State, Virginia Tech, Boston College, Georgia Tech and Clemson games due to injury
- Averaging career highs in points (6.2 ppg), rebounds (4.1 rpg) and blocked shots (1.4 bpg)
- Tallied seven points and four rebounds in 16 minutes off the bench at George Mason (11/9/12)
- Made his first career start vs. Fairfield (11/12/12)
- Scored 11 points against Delaware (11/13/12)
- Earned six rebounds and a career-high four blocked shots vs. Seattle (11/17/12)
- Tallied five points in 19 minutes vs. Lamar (11/19/12)
- Added 10 points and a career-high nine rebounds vs. North Texas (11/20/12)
- Scored 14 points and had seven rebounds at Wisconsin (11/28/12)
- Grabbed a career-high 11 rebounds and blocked four shots vs. Green Bay (12/1/12)
- Tallied eight points, five rebounds and three blocked shots vs. Tennessee (12/5/12)
- Recorded 14 points in 23 minutes vs. Mississippi Valley State (12/8/12)
- Led Virginia scoring with a career-high 17 points and three steals vs. Morgan State (12/19/12)
- Played a season-low seven minutes vs. Wofford (12/30/12)
- Made his first career ACC start vs. North Carolina (1/6/13)
- Blocked two shots in 15 minutes at Clemson (1/12/13)

## 2012-13 GAME-BY-GAME:

Opponent	GP-GS	FG-FGA	3FG-3FGA	FT-FTA	Off-Def	Total	A	TO	Blk	Stl	PF	Min	Pts
at G. Mason	1-0	3-5	0-0	1-1	3-1	4	0	2	0	0	4	16	7
Fairfield	2-1	0-2	0-0	0-0	0-1	1	0	1	1	0	0	9	0
Delaware	3-1	5-7	0-0	1-3	3-0	3	1	0	0	0	0	23	11
Seattle	4-1	3-4	0-0	2-2	2-4	6	1	2	4	2	0	18	8
Lamar	5-1	2-4	0-0	1-1	0-1	1	1	1	1	0	4	19	5
North Texas	6-2	5-10	0-0	0-0	5-4	9	1	1	2	1	3	31	10
at Wisconsin	7-3	6-9	0-0	2-3	3-4	7	1	1	2	1	2	35	14
Green Bay	8-4	2-6	0-0	3-6	2-9	11	3	2	4	0	2	36	7
Tennessee	9-5	4-10	0-0	0-0	0-5	5	0	1	3	1	3	33	8
Miss. Valley St.	10-6	7-11	0-0	0-2	2-5	7	0	0	1	1	2	23	14
Morgan State	11-7	8-12	0-0	1-3	3-1	4	0	3	1	3	4	25	17
vs. Old Dominion	12-8	2-6	0-0	0-0	1-3	4	0	2	2	1	5	22	4
Wofford	13-9	0-2	0-0	0-0	0-0	0	0	1	0	0	0	7	0
North Carolina	14-10	1-4	0-0	0-0	0-3	3	0	0	2	0	2	16	2
at Wake Forest	15-11	0-4	0-0	2-2	0-2	2	0	1	0	0	2	16	2
at Clemson	16-12	1-3	0-0	0-0	0-1	1	1	0	2	0	3	15	2
Florida State	DNP												
at Virginia Tech	DNP												
Boston College	DNP												
NC State	17-12	0-0	0-0	0-0	0-2	2	0	1	0	0	0	6	0
at Georgia Tech	DNP												
Clemson	DNP												
at Maryland	18-12	0-1	0-0	0-0	1-2	3	0	1	0	0	1	7	0

## SINGLE GAME BESTS

### POINTS

Season: 17 vs. Morgan State (12/19/12)  
 Career: 17 vs. Morgan State (12/19/12)  
 ACC: 6 vs. Boston College (1/26/12)

### REBOUNDS

Season: 11 vs. Green Bay (12/1/12)  
 Career: 11 vs. Green Bay (12/1/12)  
 ACC: 6 vs. North Carolina (2/25/12)

### FG MADE

Season: 8 vs. Morgan State (12/19/12)  
 Career: 8 vs. Morgan State (12/19/12)  
 ACC: 2 on four occasions

### FG ATTEMPTS

Season: 12 vs. Morgan State (12/19/12)  
 Career: 12 vs. Morgan State (12/19/12)  
 ACC: 5 vs. Wake Forest (2/8/12)

### 3 PT FG MADE

Season: --  
 Career: --  
 ACC: --

### 3 PT FG ATTEMPTS

Season: --  
 Career: --  
 ACC: --

### FT MADE

Season: 3 vs. Green Bay (12/1/12)  
 Career: 4 vs. Longwood (12/3/11)  
 ACC: 2 at GT (1/19/12), vs. BC (1/26/12)

### FT ATTEMPTS

Season: 6 vs. Green Bay (12/1/12)  
 Career: 6, 2x last vs. Green Bay (12/1/12)  
 ACC: 2 on four occasions

### ASSISTS

Season: 3 vs. Green Bay (12/1/12)  
 Career: 3 vs. Green Bay (12/1/12)  
 ACC: 1, 3x last at Clemson (1/12/13)

### TURNOVERS

Season: 3 vs. Morgan State (12/19/12)  
 Career: 3 vs. Morgan State (12/19/12)  
 ACC: 2 at Maryland (3/4/12)

### BLOCKS

Season: 4, 2x last vs. Green Bay (12/1/12)  
 Career: 4, 2x last vs. Green Bay (12/1/12)  
 ACC: 2, 8x last at Clemson (1/12/13)

### STEALS

Season: 3 vs. Morgan State (12/19/12)  
 Career: 3 vs. Morgan State (12/19/12)  
 ACC: 2 vs. Wake Forest (2/8/12)

### MINUTES

Season: 36 vs. Green Bay (12/1/12)  
 Career: 36 vs. Green Bay (12/1/12)  
 ACC: 22 at Maryland (3/4/12)

## CAREER STATISTICS

Year	G-GS	Min-Avg.	FG-FGA	Pct.	3FG-3FGA	Pct.	FT-FTA	Pct.	Off-Def.	Reb-Avg.	PF-DQ	Ast	TO	Blk	Stl	Pts-Avg
2011-12	27-0	275-10.2	25-43	.581	0-0	.000	11-19	.579	23-39	62-2.3	50-1	3	5	19	12	61-2.3
ACC	16-0	190-11.9	15-27	.556	0-0	.000	5-8	.625	14-25	39-2.4	36-1	2	3	14	8	35-2.2
2012-13	18-12	357-19.8	49-100	.490	0-0	.000	13-23	.565	25-48	73-4.1	37-1	9	20	25	10	111-6.2
ACC	5-3	60-12.0	2-12	.167	0-0	.000	2-2	1.000	1-10	11-2.2	8-0	1	3	4	0	6-1.2
CAREER	45-12	632-14.0	74-143	.517	0-0	.000	24-42	.571	48-87	135-3.0	87-2	12	25	44	22	172-3.8
ACC	21-3	250-11.9	17-39	.436	0-0	.000	7-10	.700	15-25	50-2.4	44-1	3	6	18	8	41-2.0



**2012-13 Virginia Basketball**  
**Virginia Season Schedule/Results & Leaders (as of Feb 10, 2013)**  
**All games**

<b>RECORD:</b>	<b>OVERALL</b>	<b>HOME</b>	<b>AWAY</b>	<b>NEUTRAL</b>
ALL GAMES	17-6	14-1	3-4	0-1
CONFERENCE	7-3	5-0	2-3	0-0
NON-CONFERENCE	10-3	9-1	1-1	0-1

<b>Date</b>	<b>Opponent</b>		<b>Score</b>		<b>Att.</b>	<b>High Points</b>	<b>High Rebounds</b>
11/9/12	at George Mason		59-63	L	9840	(19)Joe Harris	(8)Joe Harris
11/12/12	FAIRFIELD	W	54-45		8568	(15)Joe Harris	(8)Akil Mitchell
11/13/12	DELAWARE		53-59	L	8490	(20)Joe Harris	(13)Akil Mitchell
11/17/12	SEATTLE	W	83-43		9160	(17)Mike Tobey	(16)Akil Mitchell
11/19/12	LAMAR	W	63-44		1444	(17)Joe Harris	(8)Akil Mitchell
11/20/12	NORTH TEXAS	W	80-64		1745	(14)Justin Anderson	(9)Darion Atkins
11/28/12	at Wisconsin	W	60-54		16690	(22)Joe Harris	(10)Akil Mitchell
12/01/12	GREEN BAY	W	67-51		9600	(20)Akil Mitchell	(11)Darion Atkins
						(20)Joe Harris	
12/05/12	TENNESSEE	W	46-38		9702	(13)Akil Mitchell	(12)Akil Mitchell
						(13)Joe Harris	
12/08/12	MISSISSIPPI VALLEY STATE	W	67-39		8691	(20)Akil Mitchell	(9)Justin Anderson
12/19/12	MORGAN STATE	W	75-57		8319	(17)Darion Atkins	(12)Akil Mitchell
12/22/12	vs Old Dominion		61-63	L	6944	(18)Joe Harris	(9)Akil Mitchell
12/30/12	WOFFORD	W	74-39		9387	(19)Mike Tobey	(6)Mike Tobey
							(6)Akil Mitchell
							(6)Evan Nolte
01/06/13	*NORTH CAROLINA	W	61-52		12117	(19)Joe Harris	(11)Akil Mitchell
01/09/13	*at Wake Forest		52-55	L	9217	(14)Mike Tobey	(10)Akil Mitchell
1/12/13	*at Clemson		44-59	L	7795	(14)Joe Harris	(9)Akil Mitchell
01/19/13	*FLORIDA STATE	W	56-36		12303	(17)Joe Harris	(7)Evan Nolte
01/24/13	*at Virginia Tech	W	74-58		7222	(18)Evan Nolte	(8)Akil Mitchell
01/26/13	*BOSTON COLLEGE	W	65-51		11660	(16)Justin Anderson	(7)Paul Jespersen
						(16)Akil Mitchell	
01/29/13	*NC STATE	W	58-55		10977	(22)Joe Harris	(12)Akil Mitchell
2/3/13	*at Georgia Tech		60-66	L	7128	(18)Joe Harris	(12)Akil Mitchell
02/07/13	*CLEMSON	W	78-41		9942	(21)Joe Harris	(6)Akil Mitchell
02/10/13	*at Maryland	W	80-69		16895	(22)Joe Harris	(9)Justin Anderson

\* - Conference game

<b>Attendance Summary</b>	<b>Games</b>	<b>Attend</b>	<b>Avg/Game</b>
Home	15	132105	8807
Away	7	74787	10684
Neutral	1	6944	6944
Total	23	213836	9297

**2012-13 Virginia Basketball**  
**Virginia Season Box Score (as of Feb 10, 2013)**  
**All games**

<b>RECORD:</b>	<b>OVERALL</b>	<b>HOME</b>	<b>AWAY</b>	<b>NEUTRAL</b>
ALL GAMES	17-6	14-1	3-4	0-1
CONFERENCE	7-3	5-0	2-3	0-0
NON-CONFERENCE	10-3	9-1	1-1	0-1

##	Player	gp-gs	min	avg	Total		3-Point		F-Throw		Rebounds				pf	dq	a	to	blk	stl	pts	avg
					fg-fga	fg%	3fg-fga	3fg%	ft-fa	ft%	off	def	tot	avg								
12	Joe Harris	23-23	720	31.3	124-255	.486	54-115	.470	63-85	.741	22	72	94	4.1	51	1	54	45	12	19	365	15.9
25	Akil Mitchell	23-23	686	29.8	112-206	.544	0-1	.000	65-96	.677	61	141	202	8.8	51	0	35	39	10	31	289	12.6
11	Evan Nolte	23-8	486	21.1	55-123	.447	35-82	.427	17-20	.850	13	48	61	2.7	57	1	29	17	13	20	162	7.0
23	Justin Anderson	23-5	487	21.2	56-132	.424	10-39	.256	37-48	.771	24	50	74	3.2	26	0	51	24	20	20	159	6.9
10	Mike Tobey	21-1	283	13.5	59-111	.532	2-4	.500	16-20	.800	18	35	53	2.5	27	0	10	18	12	2	136	6.5
32	Darion Atkins	18-12	357	19.8	49-100	.490	0-0	.000	13-23	.565	25	48	73	4.1	37	1	9	20	25	10	111	6.2
02	Paul Jespersion	23-22	597	26.0	36-98	.367	24-64	.375	10-12	.833	5	44	49	2.1	36	0	27	23	11	13	106	4.6
01	Jontel Evans	14-10	358	25.6	20-57	.351	0-0	.000	6-16	.375	5	25	30	2.1	25	0	69	36	0	10	46	3.3
05	Teven Jones	19-9	322	16.9	17-51	.333	6-20	.300	16-19	.842	1	16	17	0.9	35	0	29	22	2	14	56	2.9
04	Taylor Barnette	15-2	172	11.5	14-30	.467	11-26	.423	0-2	.000	1	9	10	0.7	9	0	15	11	0	0	39	2.6
00	Doug Browman	14-0	105	7.5	0-4	.000	0-4	.000	1-4	.250	1	13	14	1.0	11	0	13	9	0	1	1	0.1
30	Thomas Rogers	7-0	17	2.4	0-4	.000	0-2	.000	0-2	.000	0	5	5	0.7	1	0	2	1	0	0	0	0.0
24	Caid Kirven	4-0	10	2.5	0-2	.000	0-0	.000	0-0	.000	0	3	3	0.8	1	0	0	3	0	0	0	0.0
Team											29	37	66					1				
Total.....		23	4600		542-1173	.462	142-357	.398	244-347	.703	205	546	751	32.7	367	3	343	269	105	140	1470	63.9
Opponents.....		23	4600		423-1128	.375	110-386	.285	245-362	.677	212	475	687	29.9	343	3	195	310	75	118	1201	52.2

<b>Score by Periods</b>	<b>1st</b>	<b>2nd</b>	<b>Totals</b>
Virginia	686	784	1470
Opponents	534	667	1201

**2012-13 Virginia Basketball**  
**Virginia Combined Team Statistics (as of Feb 10, 2013)**  
**Conference games**

<b>RECORD:</b>	<b>OVERALL</b>	<b>HOME</b>	<b>AWAY</b>	<b>NEUTRAL</b>
ALL GAMES	7-3	5-0	2-3	0-0
CONFERENCE	7-3	5-0	2-3	0-0
NON-CONFERENCE	0-0	0-0	0-0	0-0

#	Player	gp-gs	min	avg	Total		3-Point		F-Throw		Rebounds				pf	dq	a	to	blk	stl	pts	avg
					fg-fga	fg%	3fg-fga	3fg%	ft-fa	ft%	off	def	tot	avg								
12	Joe Harris	10-10	337	33.7	58-115	.504	26-55	.473	28-38	.737	15	27	42	4.2	26	0	21	20	6	13	170	17.0
25	Akil Mitchell	10-10	320	32.0	48-85	.565	0-0	.000	21-35	.600	22	61	83	8.3	22	0	10	19	5	16	117	11.7
23	Justin Anderson	10-2	222	22.2	30-65	.462	6-17	.353	18-22	.818	12	24	36	3.6	14	0	23	11	9	8	84	8.4
11	Evan Nolte	10-5	223	22.3	26-64	.406	20-49	.408	4-6	.667	6	25	31	3.1	30	1	10	6	8	8	76	7.6
10	Mike Tobey	8-0	125	15.6	26-47	.553	0-0	.000	4-5	.800	12	16	28	3.5	16	0	4	6	4	1	56	7.0
02	Paul Jespersen	10-10	263	26.3	16-49	.327	10-30	.333	7-8	.875	2	15	17	1.7	15	0	8	11	5	9	49	4.9
01	Jontel Evans	10-9	298	29.8	17-44	.386	0-0	.000	6-16	.375	5	17	22	2.2	21	0	58	31	0	5	40	4.0
04	Taylor Barnette	5-0	24	4.8	5-7	.714	5-7	.714	0-0	.000	0	1	1	0.2	1	0	1	2	0	0	15	3.0
05	Teven Jones	9-1	85	9.4	6-17	.353	3-9	.333	0-0	.000	0	3	3	0.3	8	0	4	5	0	5	15	1.7
32	Darion Atkins	5-3	60	12.0	2-12	.167	0-0	.000	2-2	1.000	1	10	11	2.2	8	0	1	3	4	0	6	1.2
00	Doug Browman	5-0	32	6.4	0-1	.000	0-1	.000	0-2	.000	0	3	3	0.6	6	0	3	2	0	1	0	0.0
24	Caid Kirven	2-0	6	3.0	0-1	.000	0-0	.000	0-0	.000	0	2	2	1.0	0	0	0	2	0	0	0	0.0
30	Thomas Rogers	2-0	5	2.5	0-0	.000	0-0	.000	0-0	.000	0	3	3	1.5	0	0	1	0	0	0	0	0.0
Team											10	13	23				1					
Total.....		10	2000		234-507	.462	70-168	.417	90-134	.672	85	220	305	30.5	167	1	144	119	41	66	628	62.8
Opponents.....		10	2000		191-470	.406	44-158	.278	116-177	.655	87	210	297	29.7	140	1	91	144	39	48	542	54.2

TEAM STATISTICS	VA	OPP	Date	Opponent	Score	Att.		
SCORING	628	542	*	01/06/13	NORTH CAROLINA	W	61-52	12117
Points per game	62.8	54.2	*	01/09/13	at Wake Forest	L	52-55	9217
Scoring margin	+8.6	-	*	1/12/13	at Clemson	L	44-59	7795
FIELD GOALS-ATT	234-507	191-470	*	01/19/13	FLORIDA STATE	W	56-36	12303
Field goal pct	.462	.406	*	01/24/13	at Virginia Tech	W	74-58	7222
3 POINT FG-ATT	70-168	44-158	*	01/26/13	BOSTON COLLEGE	W	65-51	11660
3-point FG pct	.417	.278	*	01/29/13	NC STATE	W	58-55	10977
3-pt FG made per game	7.0	4.4	*	2/3/13	at Georgia Tech	L	60-66	7128
FREE THROWS-ATT	90-134	116-177	*	02/07/13	CLEMSON	W	78-41	9942
Free throw pct	.672	.655	*	02/10/13	at Maryland	W	80-69	16895
F-Throws made per game	9.0	11.6						
REBOUNDS	305	297	* - Conference game					
Rebounds per game	30.5	29.7						
Rebounding margin	+0.8	-						
ASSISTS	144	91						
Assists per game	14.4	9.1						
TURNOVERS	119	144						
Turnovers per game	11.9	14.4						
Turnover margin	+2.5	-						
Assist/turnover ratio	1.2	0.6						
STEALS	66	48						
Steals per game	6.6	4.8						
BLOCKS	41	39						
Blocks per game	4.1	3.9						
ATTENDANCE	56999	48257						
Home games-Avg/Game	5-11400	5-9651						
Neutral site-Avg/Game	-	0-0						

\* - Conference game

<b>Score by Periods</b>	<b>1st</b>	<b>2nd</b>	<b>Totals</b>
Virginia	291	337	628
Opponents	242	300	542

**2012-13 Virginia Basketball**  
**Virginia Overall Team Statistics (as of Feb 10, 2013)**  
**All games**

<b>TEAM STATISTICS</b>	<b>VA</b>	<b>OPP</b>
SCORING	1470	1201
Points per game	63.9	52.2
Scoring margin	+11.7	-
FIELD GOALS-ATT	542-1173	423-1128
Field goal pct	.462	.375
3 POINT FG-ATT	142-357	110-386
3-point FG pct	.398	.285
3-pt FG made per game	6.2	4.8
FREE THROWS-ATT	244-347	245-362
Free throw pct	.703	.677
F-Throws made per game	10.6	10.7
REBOUNDS	751	687
Rebounds per game	32.7	29.9
Rebounding margin	+2.8	-
ASSISTS	343	195
Assists per game	14.9	8.5
TURNOVERS	269	310
Turnovers per game	11.7	13.5
Turnover margin	+1.8	-
Assist/turnover ratio	1.3	0.6
STEALS	140	118
Steals per game	6.1	5.1
BLOCKS	105	75
Blocks per game	4.6	3.3
WINNING STREAK	2	-
Home win streak	13	-
ATTENDANCE	132105	81731
Home games-Avg/Game	15-8807	7-10684
Neutral site-Avg/Game	-	1-6944

<b>Score by Periods</b>	<b>1st</b>	<b>2nd</b>	<b>Totals</b>
Virginia	686	784	1470
Opponents	534	667	1201



**2012-13 Virginia Basketball**  
**Virginia Team Game-by-Game (as of Feb 10, 2013)**  
**All games**

**TEAM STATISTICS**

Opponent	Date	Score		Total		3-Pointers		Free throws		Rebounds				pf	a	t/o	blk	stl	pts	avg
				fg-fga	pct	3fg-fga	pct	ft-fta	pct	off	def	tot	avg							
at George Mason	11/9/12	59-63	L	21-52	.404	8-21	.381	9-15	.600	11	21	32	32.0	20	12	12	1	3	59	59.0
FAIRFIELD	11/12/12	54-45	W	19-47	.404	2-8	.250	14-20	.700	11	21	32	32.0	8	14	9	4	5	54	56.5
DELAWARE	11/13/12	53-59	L	20-57	.351	4-21	.190	9-15	.600	16	19	35	33.0	17	10	12	4	5	53	55.3
SEATTLE	11/17/12	83-43	W	28-50	.560	6-14	.429	21-24	.875	9	32	41	35.0	13	21	19	6	7	83	62.2
LAMAR	11/19/12	63-44	W	23-53	.434	6-16	.375	11-11	1.000	7	22	29	33.8	16	12	9	8	9	63	62.4
NORTH TEXAS	11/20/12	80-64	W	27-46	.587	8-11	.727	18-24	.750	9	19	28	32.8	20	18	15	5	7	80	65.3
at Wisconsin	11/28/12	60-54	W	21-46	.457	4-12	.333	14-17	.824	8	28	36	33.3	12	12	10	4	3	60	64.6
GREEN BAY	12/01/12	67-51	W	26-52	.500	7-14	.500	8-11	.727	4	28	32	33.1	14	20	10	5	7	67	64.9
TENNESSEE	12/05/12	46-38	W	19-53	.358	1-8	.125	7-10	.700	10	27	37	33.6	15	10	8	8	2	46	62.8
MISSISSIPPI VALLEY STA	12/08/12	67-39	W	28-56	.500	3-12	.250	8-14	.571	7	35	42	34.4	17	17	10	8	9	67	63.2
MORGAN STATE	12/19/12	75-57	W	25-54	.463	6-16	.375	19-29	.655	16	23	39	34.8	17	18	16	2	8	75	64.3
vs Old Dominion	12/22/12	61-63	L	21-53	.396	9-21	.429	10-13	.769	8	24	32	34.6	19	13	8	7	1	61	64.0
WOFFORD	12/30/12	74-39	W	30-47	.638	8-15	.533	6-10	.600	4	27	31	34.3	12	22	12	2	8	74	64.8
NORTH CAROLINA	01/06/13	61-52	W	22-49	.449	8-14	.571	9-18	.500	5	27	32	34.1	14	14	11	6	6	61	64.5
at Wake Forest	01/09/13	52-55	L	20-55	.364	3-11	.273	9-12	.750	17	23	40	34.5	19	8	17	3	6	52	63.7
at Clemson	1/12/13	44-59	L	17-48	.354	5-17	.294	5-8	.625	7	16	23	33.8	17	11	12	3	4	44	62.4
FLORIDA STATE	01/19/13	56-36	W	22-45	.489	7-13	.538	5-6	.833	10	20	30	33.6	14	15	16	5	9	56	62.1
at Virginia Tech	01/24/13	74-58	W	26-51	.510	11-23	.478	11-18	.611	5	19	24	33.1	18	21	6	3	9	74	62.7
BOSTON COLLEGE	01/26/13	65-51	W	27-48	.563	2-9	.222	9-11	.818	7	22	29	32.8	16	15	13	7	7	65	62.8
NC STATE	01/29/13	58-55	W	22-54	.407	4-16	.250	10-15	.667	7	26	33	32.8	14	13	8	4	4	58	62.6
at Georgia Tech	2/3/13	60-66	L	22-55	.400	9-22	.409	7-11	.636	13	18	31	32.8	22	15	14	3	4	60	62.5
CLEMSON	02/07/13	78-41	W	30-54	.556	10-24	.417	8-12	.667	5	24	29	32.6	17	17	6	6	12	78	63.2
at Maryland	02/10/13	80-69	W	26-48	.542	11-19	.579	17-23	.739	9	25	34	32.7	16	15	16	1	5	80	63.9
Virginia		1470		542-1173	.462	142-357	.398	244-347	.703	205	546	751	32.7	367	343	269	105	140	1470	63.9
Opponents		1201		423-1128	.375	110-386	.285	245-362	.677	212	475	687	29.9	343	195	310	75	118	1201	52.2

Games played: 23  
Points/game: 63.9  
FG Pct: 46.2  
3FG Pct: 39.8  
FT Pct: 70.3

Rebounds/game: 32.7  
Assists/game: 14.9  
Turnovers/game: 11.7  
Assist/turnover ratio: 1.3  
Steals/game: 6.1  
Blocks/game: 4.6

**2012-13 Virginia Basketball**  
**Virginia Points-Rebounds-Assists (as of Feb 10, 2013)**  
**All games**

Opponent	Date	Score		00	01	02	04	05	10	11
				BROWMAN,DO	EVANS,JONT	JESPERSON,	BARNETTE,T	JONES,TEVE	TOBEY,MIKE	NOLTE,EVAN
at George Mason	11/9/12	59-63	L	0-3-2	DNP	2-2-1	5-0-0	DNP	5-1-0	6-2-3
FAIRFIELD	11/12/12	54-45	w	0-0-1	DNP	6-1-2	0-1-0	DNP	6-3-0	11-1-2
DELAWARE	11/13/12	53-59	L	0-1-1	0-1-0	2-5-2	0-0-0	DNP	0-1-0	3-1-0
SEATTLE	11/17/12	83-43	w	1-2-0	DNP	3-1-5	8-2-4	4-3-1	17-4-1	10-1-3
LAMAR	11/19/12	63-44	w	0-0-0	DNP	9-5-1	2-1-1	6-0-2	6-1-0	2-0-1
NORTH TEXAS	11/20/12	80-64	w	DNP	DNP	5-1-2	0-0-0	13-1-4	5-0-1	13-4-3
at Wisconsin	11/28/12	60-54	w	DNP	0-4-0	0-3-0	DNP	2-0-3	0-0-0	8-3-1
GREEN BAY	12/01/12	67-51	w	DNP	2-3-7	8-1-1	DNP	0-0-2	3-1-1	2-2-2
TENNESSEE	12/05/12	46-38	w	DNP	4-0-4	2-4-0	DNP	2-0-3	2-2-0	2-2-0
MISSISSIPPI VALLEY STAT	12/08/12	67-39	w	0-2-0	DNP	3-1-1	3-1-4	2-3-2	5-3-0	2-4-1
MORGAN STATE	12/19/12	75-57	w	0-1-0	DNP	11-3-1	0-3-2	2-2-2	6-3-1	5-1-1
vs Old Dominion	12/22/12	61-63	L	0-0-0	DNP	3-4-2	3-0-2	4-4-3	6-0-1	15-3-0
WOFFORD	12/30/12	74-39	w	0-2-6	DNP	3-1-1	3-1-1	6-1-3	19-6-1	7-6-2
NORTH CAROLINA	01/06/13	61-52	w	DNP	8-0-6	7-1-2	DNP	6-2-0	2-3-0	9-1-2
at Wake Forest	01/09/13	52-55	L	DNP	2-4-3	0-0-0	0-0-0	0-1-1	14-7-0	6-3-0
at Clemson	1/12/13	44-59	L	DNP	2-1-3	5-0-0	DNP	2-0-0	6-2-1	6-1-0
FLORIDA STATE	01/19/13	56-36	w	0-0-1	6-5-7	8-2-0	0-0-0	0-0-1	2-1-0	2-7-1
at Virginia Tech	01/24/13	74-58	w	0-1-1	4-2-6	3-0-1	DNP	3-0-1	10-3-1	18-2-2
BOSTON COLLEGE	01/26/13	65-51	w	0-2-1	3-2-6	6-7-2	DNP	DNP	8-3-0	9-2-0
NC STATE	01/29/13	58-55	w	0-0-0	4-1-7	0-1-1	DNP	0-0-0	13-7-1	3-1-0
at Georgia Tech	2/3/13	60-66	L	DNP	4-1-4	3-1-1	3-0-0	2-0-1	1-2-1	6-4-0
CLEMSON	02/07/13	78-41	w	0-0-0	2-1-8	5-2-1	9-1-1	2-0-0	DNP	9-5-2
at Maryland	02/10/13	80-69	w	DNP	5-5-8	12-3-0	3-0-0	0-0-0	DNP	8-5-3

Opponent	Date	Score		12	23	24	25	30	32
				HARRIS,JOE	ANDERSON,J	KIRVEN,CAI	MITCHELL,A	ROGERS,THO	ATKINS,DAR
at George Mason	11/9/12	59-63	L	19-8-3	4-3-3	DNP	11-7-0	DNP	7-4-0
FAIRFIELD	11/12/12	54-45	w	15-7-3	4-5-4	DNP	12-8-2	DNP	0-1-0
DELAWARE	11/13/12	53-59	L	20-4-1	2-1-2	DNP	15-13-3	DNP	11-3-1
SEATTLE	11/17/12	83-43	w	7-1-0	11-2-4	DNP	14-16-1	0-0-1	8-6-1
LAMAR	11/19/12	63-44	w	17-5-2	6-3-2	DNP	10-8-2	0-0-0	5-1-1
NORTH TEXAS	11/20/12	80-64	w	12-2-2	14-4-4	DNP	8-4-1	DNP	10-9-1
at Wisconsin	11/28/12	60-54	w	22-5-5	3-4-0	DNP	11-10-2	DNP	14-7-1
GREEN BAY	12/01/12	67-51	w	20-2-2	5-1-0	DNP	20-9-2	DNP	7-11-3
TENNESSEE	12/05/12	46-38	w	13-6-1	0-0-1	DNP	13-12-1	DNP	8-5-0
MISSISSIPPI VALLEY STAT	12/08/12	67-39	w	3-3-6	15-9-2	0-0-0	20-5-1	0-1-0	14-7-0
MORGAN STATE	12/19/12	75-57	w	14-2-3	5-2-1	DNP	15-12-7	0-0-0	17-4-0
vs Old Dominion	12/22/12	61-63	L	18-3-2	0-2-2	DNP	8-9-1	DNP	4-4-0
WOFFORD	12/30/12	74-39	w	15-4-3	6-2-3	0-1-0	15-6-2	0-1-0	0-0-0
NORTH CAROLINA	01/06/13	61-52	w	19-5-1	1-4-2	DNP	7-11-1	DNP	2-3-0
at Wake Forest	01/09/13	52-55	L	13-4-2	5-8-2	DNP	10-10-0	DNP	2-2-0
at Clemson	1/12/13	44-59	L	14-5-3	0-2-0	DNP	7-9-3	DNP	2-1-1
FLORIDA STATE	01/19/13	56-36	w	17-4-1	8-3-1	0-0-0	13-5-3	0-1-0	DNP
at Virginia Tech	01/24/13	74-58	w	17-3-2	11-2-6	DNP	8-8-1	DNP	DNP
BOSTON COLLEGE	01/26/13	65-51	w	7-5-4	16-2-2	DNP	16-6-0	DNP	DNP
NC STATE	01/29/13	58-55	w	22-4-1	2-2-1	DNP	14-12-2	DNP	0-2-0
at Georgia Tech	2/3/13	60-66	L	18-6-4	10-3-4	DNP	13-12-0	DNP	DNP
CLEMSON	02/07/13	78-41	w	21-4-2	14-1-2	0-2-0	16-6-0	0-2-1	DNP
at Maryland	02/10/13	80-69	w	22-2-1	17-9-3	DNP	13-4-0	DNP	0-3-0

**2012-13 Virginia Basketball**  
**Virginia Game-by-Game Highs (as of Feb 10, 2013)**  
**All games**

Opponent	Date	Score	Points	Rebounds	Assists	Steals	Blocked shots
at George Mason	11/9/12	59-63	19-Joe Harris	8-Joe Harris	3-Joe Harris Justin Anderson Evan Nolte	2-Akil Mitchell	1-Akil Mitchell
FAIRFIELD	11/12/12	54-45	15-Joe Harris	8-Akil Mitchell	4-Justin Anderson	3-Evan Nolte	1-Akil Mitchell Joe Harris Darion Atkins Justin Anderson
DELAWARE	11/13/12	53-59	20-Joe Harris	13-Akil Mitchell	3-Akil Mitchell	3-Evan Nolte	1-Mike Tobey Justin Anderson Paul Jespersen Akil Mitchell
SEATTLE	11/17/12	83-43	17-Mike Tobey	16-Akil Mitchell	5-Paul Jespersen	3-Akil Mitchell	4-Darion Atkins
LAMAR	11/19/12	63-44	17-Joe Harris	8-Akil Mitchell	2-Joe Harris Justin Anderson Teven Jones Akil Mitchell	3-Joe Harris Evan Nolte	2-Paul Jespersen Joe Harris
NORTH TEXAS	11/20/12	80-64	14-Justin Anderson	9-Darion Atkins	4-Teven Jones Justin Anderson	3-Justin Anderson	2-Darion Atkins
at Wisconsin	11/28/12	60-54	22-Joe Harris	10-Akil Mitchell	5-Joe Harris	2-Teven Jones	2-Darion Atkins
GREEN BAY	12/01/12	67-51	20-Joe Harris Akil Mitchell	11-Darion Atkins	7-Jontel Evans	5-Jontel Evans	4-Darion Atkins
TENNESSEE	12/05/12	46-38	13-Joe Harris Akil Mitchell	12-Akil Mitchell	4-Jontel Evans	1-Darion Atkins Teven Jones	3-Darion Atkins
MISSISSIPPI VALLEY STATE	12/08/12	67-39	20-Akil Mitchell	9-Justin Anderson	6-Joe Harris	4-Akil Mitchell	3-Mike Tobey
MORGAN STATE	12/19/12	75-57	17-Darion Atkins	12-Akil Mitchell	7-Akil Mitchell	3-Teven Jones Darion Atkins	1-Justin Anderson Darion Atkins
vs Old Dominion	12/22/12	61-63	18-Joe Harris	9-Akil Mitchell	3-Teven Jones	1-Darion Atkins	2-Darion Atkins
WOFFORD	12/30/12	74-39	19-Mike Tobey	6-Evan Nolte Akil Mitchell Mike Tobey	6-Doug Browman	4-Akil Mitchell	1-Mike Tobey Paul Jespersen
NORTH CAROLINA	01/06/13	61-52	19-Joe Harris	11-Akil Mitchell	6-Jontel Evans	2-Joe Harris Akil Mitchell	2-Darion Atkins Justin Anderson
at Wake Forest	01/09/13	52-55	14-Mike Tobey	10-Akil Mitchell	3-Jontel Evans	2-Teven Jones Akil Mitchell	1-Akil Mitchell Joe Harris Evan Nolte
at Clemson	1/12/13	44-59	14-Joe Harris	9-Akil Mitchell	3-Akil Mitchell Joe Harris Jontel Evans	2-Akil Mitchell	2-Darion Atkins
FLORIDA STATE	01/19/13	56-36	17-Joe Harris	7-Evan Nolte	7-Jontel Evans	4-Joe Harris	3-Justin Anderson
at Virginia Tech	01/24/13	74-58	18-Evan Nolte	8-Akil Mitchell	6-Justin Anderson Jontel Evans	4-Evan Nolte	2-Evan Nolte
BOSTON COLLEGE	01/26/13	65-51	16-Akil Mitchell Justin Anderson	7-Paul Jespersen	6-Jontel Evans	3-Paul Jespersen	3-Joe Harris
NC STATE	01/29/13	58-55	22-Joe Harris	12-Akil Mitchell	7-Jontel Evans	1-Mike Tobey Evan Nolte Justin Anderson Paul Jespersen	2-Mike Tobey
at Georgia Tech	2/3/13	60-66	18-Joe Harris	12-Akil Mitchell	4-Justin Anderson Joe Harris Jontel Evans	2-Paul Jespersen	1-Joe Harris Akil Mitchell Justin Anderson
CLEMSON	02/07/13	78-41	21-Joe Harris	6-Akil Mitchell	8-Jontel Evans	4-Akil Mitchell	2-Evan Nolte Paul Jespersen
at Maryland	02/10/13	80-69	22-Joe Harris	9-Justin Anderson	8-Jontel Evans	2-Joe Harris	1-Justin Anderson