



**Scoring Summary (Final)**  
**2011 University of Virginia Football**  
**William & Mary vs Virginia (Sep 03, 2011 at Charlottesville, Va.)**



William & Mary (0-1) vs. Virginia (1-0)

Date: Sep 03, 2011 • Site: Charlottesville, Va. • Stadium: Smith/Harrison/Scott

Attendance: 51956

<b>Score by Quarters</b>	<b>1</b>	<b>2</b>	<b>3</b>	<b>4</b>	<b>Total</b>
William & Mary	0	0	0	3	<b>3</b>
Virginia	3	10	17	10	<b>40</b>

<b>Qtr</b>	<b>Time</b>	<b>Scoring Play</b>	<b>V-H</b>
1st	08:09	VA - Robert Randolph 32 yd field goal, 13-70 6:51	0 - 3
2nd	07:57	VA - Kevin Parks 19 yd run (Robert Randolph kick), 7-60 3:29	0 - 10
	00:00	VA - Robert Randolph 48 yd field goal, 10-18 2:19	0 - 13
3rd	09:31	VA - Kevin Parks 1 yd run (Robert Randolph kick), 10-97 3:43	0 - 20
	04:25	VA - Kevin Parks 26 yd run (Robert Randolph kick), 3-35 1:05	0 - 27
	02:17	VA - Robert Randolph 26 yd field goal, 4-4 0:47	0 - 30
4th	12:33	VA - Robert Randolph 42 yd field goal, 9-45 3:09	0 - 33
	09:35	VA - Clifton Richardson 5 yd run (Robert Randolph kick), 3-34 1:00	0 - 40
	04:34	W&M - Drake Kuhn 34 yd field goal, 11-63 5:01	3 - 40

Kickoff time: 6:04 PM • End of Game: 8:57 PM • Total elapsed time: 2:53

Officials: Referee: Jeff Flanagan; Umpire: Danny Worrell; Linesman: Matt Fitzgerald;

Line judge: Richard Misner; Back judge: Virgil Valdez; Field judge: Wayne Rundell;

Side judge: Watts Key; Scorer: Vincent Briedis;

Temperature: 80 • Wind: NNW 2 • Weather: overcast, humid



**Team Statistics (Final)**  
**2011 University of Virginia Football**  
**William & Mary vs Virginia (Sep 03, 2011 at Charlottesville, Va.)**



	<b>W&amp;M</b>	<b>VA</b>
<b>FIRST DOWNS</b>	10	26
Rushing	3	13
Passing	5	13
Penalty	2	0
<b>NET YARDS RUSHING</b>	48	240
Rushing Attempts	20	47
Average Per Rush	2.4	5.1
Rushing Touchdowns	0	4
Yards Gained Rushing	66	254
Yards Lost Rushing	18	14
<b>NET YARDS PASSING</b>	121	256
Completions-Attempts-Int	11-34-1	26-36-0
Average Per Attempt	3.6	7.1
Average Per Completion	11.0	9.8
Passing Touchdowns	0	0
<b>TOTAL OFFENSE YARDS</b>	169	496
Total offense plays	54	83
Average Gain Per Play	3.1	6.0
Fumbles: Number-Lost	1-1	2-0
Penalties: Number-Yards	4-35	8-56
<b>PUNTS-YARDS</b>	8-362	3-121
Average Yards Per Punt	45.2	40.3
Net Yards Per Punt	37.2	33.7
Inside 20	1	0
50+ Yards	3	0
Touchbacks	1	1
Fair catch	1	1
<b>KICKOFFS-YARDS</b>	2-125	8-545
Average Yards Per Kickoff	62.5	68.1
Net Yards Per Kickoff	46.5	49.4
Touchbacks	0	2
Punt returns: Number-Yards-TD	0-0-0	3-44-0
Average Per Return	0.0	14.7
Kickoff returns: Number-Yds-TD	6-110-0	2-32-0
Average Per Return	18.3	16.0
Interceptions: Number-Yds-TD	0-0-0	1-31-0
Fumble Returns: Number-Yds-TD	0-0-0	1-3-0
Miscellaneous Yards	0	0
Possession Time	22:36	37:24
1st Quarter	2:48	12:12
2nd Quarter	5:54	9:06
3rd Quarter	6:55	8:05
4th Quarter	6:59	8:01
Third-Down Conversions	2 of 14	7 of 17
Fourth-Down Conversions	0 of 1	2 of 3
Red-Zone Scores-Chances	1-1	5-5
Touchdowns	0-1	3-5
Field goals	1-1	2-5
Sacks By: Number-Yards	1-5	1-7
PAT Kicks	0-0	4-4
Field Goals	1-1	4-4



**Individual Statistics (Final)**  
**2011 University of Virginia Football**  
**William & Mary vs Virginia (Sep 03, 2011 at Charlottesville, Va.)**



**William & Mary**

Rushing	No.	Gain	Loss	Net	TD	Lg	Avg
Keith McBride	4	26	5	21	0	12	5.2
Jonathan Grimes	6	22	2	20	0	10	3.3
Meltoya Jones	8	17	4	13	0	9	1.6
Kyle O'Brien	1	1	0	1	0	1	1.0
Michael Graham	1	0	7	-7	0	0	-7.0
<b>Totals</b>	<b>20</b>	<b>66</b>	<b>18</b>	<b>48</b>	<b>0</b>	<b>12</b>	<b>2.4</b>

Passing	C-A-I	Yds	TD	Long	Sack
Michael Paulus	5-22-0	35	0	21	0
Brent Caprio	3-7-1	24	0	15	0
Michael Graham	3-5-0	62	0	24	1
<b>Totals</b>	<b>11-34-1</b>	<b>121</b>	<b>0</b>	<b>24</b>	<b>1</b>

Receiving	No.	Yards	TD	Long
D.J. Mangas	3	32	0	24
Nolan Kearney	2	38	0	21
Alex Gottlieb	2	36	0	21
Jonathan Grimes	2	6	0	6
Keith McBride	1	7	0	7
Kyle O'Brien	1	2	0	2
<b>Totals</b>	<b>11</b>	<b>121</b>	<b>0</b>	<b>24</b>

Punting	No.	Yds	Avg	Long	In20	TB
Drake Kuhn	8	362	45.2	53	1	1
<b>Totals</b>	<b>8</b>	<b>362</b>	<b>45.2</b>	<b>53</b>	<b>1</b>	<b>1</b>

Returns	Punt			Kickoff			Intercept		
	No	Yds	Lg	No	Yds	Lg	No	Yds	Lg
Jonathan Grimes	0	0	0	4	78	22	0	0	0
Keith McBride	0	0	0	2	32	18	0	0	0
<b>Totals</b>	<b>0</b>	<b>0</b>	<b>0</b>	<b>6</b>	<b>110</b>	<b>22</b>	<b>0</b>	<b>0</b>	<b>0</b>

Field goals	Qtr	Time	Dist	Result
Drake Kuhn	4th	04:34	34 yards	Good

Kickoffs	No.	Yards	Avg	TB	OB
Drake Kuhn	2	125	62.5	0	0

All-purpose	Run	Rcv	KR	PR	IR	Total
Jonathan Grimes	20	6	78	0	0	104
Keith McBride	21	7	32	0	0	60
Nolan Kearney	0	38	0	0	0	38
Alex Gottlieb	0	36	0	0	0	36

**Virginia**

Rushing	No.	Gain	Loss	Net	TD	Lg	Avg
Kevin Parks	16	114	0	114	3	26	7.1
Clifton Richardson	7	57	0	57	1	19	8.1
Perry Jones	12	56	0	56	0	8	4.7
Khalek Shepherd	3	13	0	13	0	5	4.3
Darius Jennings	1	3	0	3	0	3	3.0
Terence Fells-Danzer	1	3	0	3	0	3	3.0
Michael Rocco	1	3	0	3	0	3	3.0
Dominique Terrell	1	3	0	3	0	3	3.0
Ross Metheny	1	0	5	-5	0	0	-5.0
David Watford	4	2	9	-7	0	2	-1.8
<b>Totals</b>	<b>47</b>	<b>254</b>	<b>14</b>	<b>240</b>	<b>4</b>	<b>26</b>	<b>5.1</b>

Passing	C-A-I	Yds	TD	Long	Sack
Michael Rocco	21-29-0	174	0	40	0
David Watford	3-5-0	46	0	17	1
Ross Metheny	2-2-0	36	0	26	0
<b>Totals</b>	<b>26-36-0</b>	<b>256</b>	<b>0</b>	<b>40</b>	<b>1</b>

Receiving	No.	Yards	TD	Long
Tim Smith	7	72	0	40
Darius Jennings	4	61	0	26
Kris Burd	4	29	0	20
Max Milien	3	32	0	15
Perry Jones	2	17	0	15
Kevin Parks	2	14	0	11
Ray Keys	1	14	0	14
Khalek Shepherd	1	10	0	10
Matt Snyder	1	7	0	7
Dominique Terrell	1	0	0	0
<b>Totals</b>	<b>26</b>	<b>256</b>	<b>0</b>	<b>40</b>

Punting	No.	Yds	Avg	Long	In20	TB
Jimmy Howell	3	121	40.3	45	0	1
<b>Totals</b>	<b>3</b>	<b>121</b>	<b>40.3</b>	<b>45</b>	<b>0</b>	<b>1</b>

Returns	Punt			Kickoff			Intercept		
	No	Yds	Lg	No	Yds	Lg	No	Yds	Lg
Dominique Terrell	2	17	10	0	0	0	0	0	0
Darius Jennings	1	27	27	2	32	21	0	0	0
Demetrious Nicholson	0	0	0	0	0	0	1	31	31
<b>Totals</b>	<b>3</b>	<b>44</b>	<b>27</b>	<b>2</b>	<b>32</b>	<b>21</b>	<b>1</b>	<b>31</b>	<b>31</b>

Field goals	Qtr	Time	Dist	Result
Robert Randolph	1st	08:09	32 yards	Good
Robert Randolph	2nd	00:00	48 yards	Good
Robert Randolph	3rd	02:17	26 yards	Good
Robert Randolph	4th	12:33	42 yards	Good

Kickoffs	No.	Yards	Avg	TB	OB
Chris Hinkebein	8	545	68.1	2	0

All-purpose	Run	Rcv	KR	PR	IR	Total
Kevin Parks	114	14	0	0	0	128
Darius Jennings	3	61	32	27	0	123
Perry Jones	56	17	0	0	0	73
Tim Smith	0	72	0	0	0	72

FUMBLES: William & Mary-D.J. Mangas 1-1. Virginia-Kevin Parks 1-0; Ross Metheny 1-0.



**Quickie Statistics (Final)**  
**William & Mary vs Virginia (Sep 03, 2011 at Charlottesville, Va.)**



	<b>W&amp;M</b>	<b>VA</b>
Score	3	40
<b>FIRST DOWNS</b>	10	26
<b>RUSHES-YARDS (NET)</b>	20-48	47-240
<b>PASSING YDS (NET)</b>	121	256
Passes Att-Comp-Int	34-11-1	36-26-0
<b>TOTAL OFFENSE PLAYS-YARDS</b>	54-169	83-496
Fumble Returns-Yards	0-0	1-3
Punt Returns-Yards	0-0	3-44
Kickoff Returns-Yards	6-110	2-32
Interception Returns-Yards	0-0	1-31
Punts (Number-Avg)	8-45.2	3-40.3
Fumbles-Lost	1-1	2-0
Penalties-Yards	4-35	8-56
Possession Time	22:36	37:24
Third-Down Conversions	2 of 14	7 of 17
Fourth-Down Conversions	0 of 1	2 of 3
Red-Zone Scores-Chances	1-1	5-5

**William & Mary**

<b>Rushing</b>	<b>No.</b>	<b>Gain</b>	<b>Loss</b>	<b>Net</b>	<b>TD</b>	<b>Lg</b>	<b>Avg</b>
Keith McBride	4	26	5	21	0	12	5.2
Jonathan Grimes	6	22	2	20	0	10	3.3
Meltoya Jones	8	17	4	13	0	9	1.6
Kyle O'Brien	1	1	0	1	0	1	1.0

<b>Passing</b>	<b>C-A-I</b>	<b>Yds</b>	<b>TD</b>	<b>Long</b>	<b>Sack</b>
Michael Paulus	5-22-0	35	0	21	0
Brent Caprio	3-7-1	24	0	15	0

<b>Receiving</b>	<b>No.</b>	<b>Yards</b>	<b>TD</b>	<b>Long</b>
D.J. Mangas	3	32	0	24
Nolan Kearney	2	38	0	21
Alex Gottlieb	2	36	0	21
Jonathan Grimes	2	6	0	6

<b>Punting</b>	<b>No.</b>	<b>Yds</b>	<b>Avg</b>	<b>Long</b>	<b>In20</b>	<b>TB</b>
Drake Kuhn	8	362	45.2	53	1	1

<b>Punt Returns</b>	<b>No.</b>	<b>Yards</b>	<b>TD</b>	<b>Long</b>

<b>Kick Returns</b>	<b>No.</b>	<b>Yards</b>	<b>TD</b>	<b>Long</b>
Jonathan Grimes	4	78	0	22
Keith McBride	2	32	0	18

<b>Tackles</b>	<b>UA-A</b>	<b>Total</b>	<b>Sacks</b>	<b>TFL</b>
Jabrel Mines	6-10	16	0.0	0.0
Dante Cook	3-8	11	0.0	0.5
Jake O'Connor	5-5	10	0.0	0.0
Jake Trantin	1-9	10	0.0	0.0

**Virginia**

<b>Rushing</b>	<b>No.</b>	<b>Gain</b>	<b>Loss</b>	<b>Net</b>	<b>TD</b>	<b>Lg</b>	<b>Avg</b>
Kevin Parks	16	114	0	114	3	26	7.1
Clifton Richardson	7	57	0	57	1	19	8.1
Perry Jones	12	56	0	56	0	8	4.7
Khalek Shepherd	3	13	0	13	0	5	4.3

<b>Passing</b>	<b>C-A-I</b>	<b>Yds</b>	<b>TD</b>	<b>Long</b>	<b>Sack</b>
Michael Rocco	21-29-0	174	0	40	0
David Watford	3-5-0	46	0	17	1

<b>Receiving</b>	<b>No.</b>	<b>Yards</b>	<b>TD</b>	<b>Long</b>
Tim Smith	7	72	0	40
Darius Jennings	4	61	0	26
Kris Burd	4	29	0	20
Max Millien	3	32	0	15

<b>Punting</b>	<b>No.</b>	<b>Yds</b>	<b>Avg</b>	<b>Long</b>	<b>In20</b>	<b>TB</b>
Jimmy Howell	3	121	40.3	45	0	1

<b>Punt Returns</b>	<b>No.</b>	<b>Yards</b>	<b>TD</b>	<b>Long</b>
Dominique Terrell	2	17	0	10
Darius Jennings	1	27	0	27

<b>Kick Returns</b>	<b>No.</b>	<b>Yards</b>	<b>TD</b>	<b>Long</b>
Darius Jennings	2	32	0	21

<b>Tackles</b>	<b>UA-A</b>	<b>Total</b>	<b>Sacks</b>	<b>TFL</b>
Henry Coley	3-1	4	1.0	1.0
Daquan Romero	0-4	4	0.0	0.0
Will Hill	0-4	4	0.0	1.0
Corey Mosley	2-1	3	0.0	0.0

<b>Qtr</b>	<b>Time</b>	<b>Scoring Play</b>	<b>V-H</b>
1st	08:09	VA - Robert Randolph 32 yd field goal, 13-70 6:51	0 - 3
2nd	07:57	VA - Kevin Parks 19 yd run (Robert Randolph kick), 7-60 3:29	0 - 10
	00:00	VA - Robert Randolph 48 yd field goal, 10-18 2:19	0 - 13
3rd	09:31	VA - Kevin Parks 1 yd run (Robert Randolph kick), 10-97 3:43	0 - 20
	04:25	VA - Kevin Parks 26 yd run (Robert Randolph kick), 3-35 1:05	0 - 27
	02:17	VA - Robert Randolph 26 yd field goal, 4-4 0:47	0 - 30
4th	12:33	VA - Robert Randolph 42 yd field goal, 9-45 3:09	0 - 33
	09:35	VA - Clifton Richardson 5 yd run (Robert Randolph kick), 3-34 1:00	0 - 40
	04:34	W&M - Drake Kuhn 34 yd field goal, 11-63 5:01	3 - 40



**Defensive Statistics (Final)**  
**2011 University of Virginia Football**  
 William & Mary vs Virginia (Sep 03, 2011 at Charlottesville, Va.)



##	William & Mary	Solo	Ast	Total	Sacks-Yds	TFL-Yds	FF	FR-Yds	Int-Yds	BrUp	Blks	QBH
10	Jabrel Mines	6	10	16	-	-	-	-	-	1	-	-
35	Dante Cook	3	8	11	-	0.5-1	-	-	-	-	-	-
31	Jake O'Connor	5	5	10	-	-	-	-	-	-	-	-
32	Jake Trantin	1	9	10	-	-	-	-	-	-	-	-
2	B.W. Webb	4	4	8	-	1.0-1	-	-	-	-	-	-
27	Brian Thompson	3	4	7	-	-	1	-	-	-	-	-
8	Terrell Wells	3	3	6	-	-	-	-	-	-	-	-
92	George Beerhalter	4	1	5	1.0-5	3.0-12	1	-	-	1	-	-
98	Nick Zaremba	3	2	5	-	-	-	-	-	-	-	-
52	Marcus Hyde	2	2	4	-	0.5-0	-	-	-	1	-	-
99	Harold Robertson	1	3	4	-	-	-	-	-	-	-	-
55	Alex Goodman	2	1	3	-	-	-	-	-	-	-	-
22	Jerome Couplin	2	0	2	-	-	-	-	-	1	-	-
90	Bryan Stinnie	1	1	2	-	-	-	-	-	-	-	-
24	Keith McBride	1	1	2	-	-	-	-	-	-	-	-
41	Quincey September	0	2	2	-	-	-	-	-	-	-	-
95	Mike Reilly	0	2	2	-	-	-	-	-	-	-	-
91	Chris Johnson	1	0	1	-	1.0-2	-	-	-	-	-	-
61	Trevor Springman	1	0	1	-	-	-	-	-	-	-	-
42	Ivan Tagoe	1	0	1	-	-	-	-	-	-	-	-
47	Ethan Lee	0	1	1	-	-	-	-	-	-	-	-
4	D.J. Mangas	0	1	1	-	-	-	-	-	-	-	-
94	Samuel Johnson	0	1	1	-	-	-	-	-	-	-	-
96	Stephen Sinnott	0	1	1	-	-	-	-	-	-	-	-
<b>Totals</b>		<b>44</b>	<b>62</b>	<b>106</b>	<b>1.0-5</b>	<b>6.0-16</b>	<b>2</b>	<b>0-0</b>	<b>0-0</b>	<b>4</b>	<b>0</b>	<b>0</b>

##	Virginia	Solo	Ast	Total	Sacks-Yds	TFL-Yds	FF	FR-Yds	Int-Yds	BrUp	Blks	QBH
44	Henry Coley	3	1	4	1.0-7	1.0-7	-	-	-	-	-	-
30	Daquan Romero	0	4	4	-	-	-	-	-	-	-	-
93	Will Hill	0	4	4	-	1.0-1	-	-	-	1	-	-
9	LaRoy Reynolds	2	1	3	-	-	-	-	-	-	-	-
7	Corey Mosley	2	1	3	-	-	-	-	-	-	-	-
96	Nick Jenkins	1	2	3	-	-	-	-	-	-	-	-
90	Jake Snyder	1	2	3	-	0.5-1	-	-	-	-	-	-
13	Chase Minnifield	1	2	3	-	-	-	-	-	1	-	-
39	Tucker Windle	0	3	3	-	-	-	-	-	-	-	-
1	Demetrious Nicholson	0	3	3	-	-	-	-	1-31	2	-	-
47	Bill Schautz	1	1	2	-	1.0-5	-	-	-	-	-	-
4	Rodney McLeod	1	1	2	-	-	-	-	-	1	-	-
37	LoVante Battle	1	1	2	-	-	-	-	-	-	-	-
54	Justin Renfrow	1	1	2	-	1.0-1	-	-	-	1	-	-
43	Kameron Mack	1	1	2	-	-	-	-	-	-	-	-
52	Aaron Taliaferro	0	2	2	-	-	-	-	-	-	-	-
53	Steve Greer	0	2	2	-	-	-	1-3	-	1	-	-
83	Jake McGee	1	0	1	-	-	-	-	-	-	-	-
23	Dom Joseph	1	0	1	-	-	1	-	-	-	-	-
56	Cam Johnson	1	0	1	-	1.0-2	-	-	-	-	-	-
21	Brandon Phelps	0	1	1	-	-	-	-	-	-	-	-
91	Thompson Brown	0	1	1	-	0.5-1	-	-	-	-	-	-
28	Anthony Harris	0	1	1	-	-	-	-	-	-	-	-
26	Ausar Walcott	0	1	1	-	-	-	-	-	-	-	-
<b>Totals</b>		<b>18</b>	<b>36</b>	<b>54</b>	<b>1.0-7</b>	<b>6.0-18</b>	<b>1</b>	<b>1-3</b>	<b>1-31</b>	<b>7</b>	<b>0</b>	<b>0</b>



**Drive Chart (By Team) (Final)**  
**2011 University of Virginia Football**  
**William & Mary vs Virginia (Sep 03, 2011 at Charlottesville, Va.)**



Team	Qtr	Drive Started			Drive Ended			Consumed	
		Spot	Time	Obtained	Spot	Time	How lost	PI - Yds	TOP
W&M	1st	W12	08:09	Kickoff	W26	06:10	Punt	4 - 14	1:59
W&M		W46	02:32	Downs	W47	01:43	Punt	3 - 1	0:49
W&M	2nd	W25	13:46	Punt	W29	11:26	Punt	4 - 4	2:20
W&M		W19	07:57	Kickoff	W36	05:47	Punt	5 - 17	2:10
W&M		W35	03:43	Punt	V48	02:19	Fumble	5 - 17	1:24
W&M	3rd	W19	15:00	Kickoff	W46	13:14	Punt	6 - 27	1:46
W&M		W27	09:31	Kickoff	W22	08:21	Punt	3 - (5)	1:10
W&M		W20	06:33	Punt	W20	05:30	Punt	3 - 0	1:03
W&M		W19	04:25	Kickoff	W36	03:04	Interception	4 - 17	1:21
W&M		W19	02:17	Kickoff	W20	00:42	Punt	3 - 1	1:35
W&M	4th	W25	12:33	Kickoff	W34	10:35	Downs	4 - 9	1:58
W&M		W20	09:35	Kickoff	V17	04:34	*FIELD GOAL	11 - 63	5:01

William & Mary	1st Qtr	2nd Qtr	3rd Qtr	4th Qtr	1st Half	2nd Half	Total
Time of possession	02:48	05:54	06:55	06:59	08:42	13:54	22:36
3rd down conversions	0-2	0-3	1-6	1-3	0-5	2-9	2-14
Average field position	W29	W26	W20	W22	W27	W21	W23
4th down conversions	0-0	0-0	0-0	0-1	0-0	0-1	0-1

Team	Qtr	Drive Started			Drive Ended			Consumed	
		Spot	Time	Obtained	Spot	Time	How lost	PI - Yds	TOP
VA	1st	V15	15:00	Kickoff	W15	08:09	*FIELD GOAL	13 - 70	6:51
VA		V32	06:10	Punt	W46	02:32	Downs	7 - 22	3:38
VA		V20	01:43	Punt	V36	13:46	Punt	6 - 16	2:57
VA	2nd	V40	11:26	Punt	W00	07:57	*TOUCHDOWN	7 - 60	3:29
VA		V27	05:47	Punt	V28	03:43	Punt	3 - 1	2:04
VA		W49	02:19	Fumble	W31	15:00	*FIELD GOAL	10 - 18	2:19
VA	3rd	V03	13:14	Punt	W00	09:31	*TOUCHDOWN	10 - 97	3:43
VA		W46	08:21	Punt	W45	06:33	Punt	4 - 1	1:48
VA		W35	05:30	Punt	W00	04:25	*TOUCHDOWN	3 - 35	1:05
VA		W13	03:04	Interception	W09	02:17	*FIELD GOAL	4 - 4	0:47
VA		V30	00:42	Punt	W25	12:33	*FIELD GOAL	9 - 45	3:09
VA	4th	W34	10:35	Downs	W00	09:35	*TOUCHDOWN	3 - 34	1:00
VA		V22	04:34	Kickoff	W20	00:00	End of half	8 - 58	4:34

Virginia	1st Qtr	2nd Qtr	3rd Qtr	4th Qtr	1st Half	2nd Half	Total
Time of possession	12:12	09:06	08:05	08:01	21:18	16:06	37:24
3rd down conversions	3-5	0-5	1-3	3-4	3-10	4-7	7-17
Average field position	V22	V39	V47	V44	V30	V46	V39
4th down conversions	0-1	2-2	0-0	0-0	2-3	0-0	2-3



**Drive Chart (By Quarter) (Final)**  
**2011 University of Virginia Football**  
 William & Mary vs Virginia (Sep 03, 2011 at Charlottesville, Va.)



Team	Qtr	Drive Started			Drive Ended			Consumed	
		Spot	Time	Obtained	Spot	Time	How lost	PI - Yds	TOP
VA	1st	V15	15:00	Kickoff	W15	08:09	*FIELD GOAL	13 - 70	6:51
W&M		W12	08:09	Kickoff	W26	06:10	Punt	4 - 14	1:59
VA		V32	06:10	Punt	W46	02:32	Downs	7 - 22	3:38
W&M		W46	02:32	Downs	W47	01:43	Punt	3 - 1	0:49
VA		V20	01:43	Punt	V36	13:46	Punt	6 - 16	2:57
W&M	2nd	W25	13:46	Punt	W29	11:26	Punt	4 - 4	2:20
VA		V40	11:26	Punt	W00	07:57	*TOUCHDOWN	7 - 60	3:29
W&M		W19	07:57	Kickoff	W36	05:47	Punt	5 - 17	2:10
VA		V27	05:47	Punt	V28	03:43	Punt	3 - 1	2:04
W&M		W35	03:43	Punt	V48	02:19	Fumble	5 - 17	1:24
VA		W49	02:19	Fumble	W31	15:00	*FIELD GOAL	10 - 18	2:19
W&M	3rd	W19	15:00	Kickoff	W46	13:14	Punt	6 - 27	1:46
VA		V03	13:14	Punt	W00	09:31	*TOUCHDOWN	10 - 97	3:43
W&M		W27	09:31	Kickoff	W22	08:21	Punt	3 - (5)	1:10
VA		W46	08:21	Punt	W45	06:33	Punt	4 - 1	1:48
W&M		W20	06:33	Punt	W20	05:30	Punt	3 - 0	1:03
VA		W35	05:30	Punt	W00	04:25	*TOUCHDOWN	3 - 35	1:05
W&M		W19	04:25	Kickoff	W36	03:04	Interception	4 - 17	1:21
VA		W13	03:04	Interception	W09	02:17	*FIELD GOAL	4 - 4	0:47
W&M		W19	02:17	Kickoff	W20	00:42	Punt	3 - 1	1:35
VA		V30	00:42	Punt	W25	12:33	*FIELD GOAL	9 - 45	3:09
W&M	4th	W25	12:33	Kickoff	W34	10:35	Downs	4 - 9	1:58
VA		W34	10:35	Downs	W00	09:35	*TOUCHDOWN	3 - 34	1:00
W&M		W20	09:35	Kickoff	V17	04:34	*FIELD GOAL	11 - 63	5:01
VA		V22	04:34	Kickoff	W20	00:00	End of half	8 - 58	4:34



**Participation Report (Final)**  
**2011 University of Virginia Football**  
**William & Mary vs Virginia (Sep 03, 2011 at Charlottesville, Va.)**



**William & Mary**

<b>Pos</b>	<b>##</b>	<b>OFFENSE</b>
WR	4	D.J. Mangas
WR	28	Ryan Woolfolk
TE	86	Alex Gottlieb
LT	74	Mike Salazar
LG	75	Matt Crisafi
C	68	James Pagliaro
RG	61	Trevor Springman
RT	60	Robert Gumbita
QB	6	Michael Paulus
TB	34	Jonathan Grimes
TB	44	Meltoya Jones

<b>Pos</b>	<b>##</b>	<b>DEFENSE</b>
DE	52	Marcus Hyde
DT	92	George Beerhalter
DT	99	Harold Robertson
DE	90	Bryan Stinnie
OLB	35	Dante Cook
ILB	32	Jake Trantin
OLB	10	Jabrel Mines
CB	2	B.W. Webb
SS	27	Brian Thompson
FS	31	Jake O'Connor
CB	8	Terrell Wells

**Virginia**

<b>Pos</b>	<b>##</b>	<b>OFFENSE</b>
WR	18	Kris Burd
LT	72	Oday Aboushi
LG	63	Austin Pasztor
C	68	Anthony Mihota
RG	70	Luke Bowanko
RT	78	Morgan Moses
TE	89	Colter Phillips
QB	16	Michael Rocco
TB	33	Perry Jones
FB	36	Max Milien
WR	14	Matt Snyder

<b>Pos</b>	<b>##</b>	<b>DEFENSE</b>
DE	90	Jake Snyder
DT	94	Matt Conrath
DT	96	Nick Jenkins
DE	56	Cam Johnson
SLB	52	Aaron Taliaferro
MLB	53	Steve Greer
WLB	9	LaRoy Reynolds
CB	1	Demetrious Nicholson
FS	7	Corey Mosley
SS	4	Rodney McLeod
CB	13	Chase Minnifield

William & Mary: 3-Tre McBride, 11-Michael Graham, 12-Brent Caprio, 13-C.J. Thomas, 19-Bo Revell, 22-Jerome Couplin, 24-Keith McBride, 29-T.K. Hester, 30-Andy Topping, 39-John Ribble, 40-Kyle O'Brien, 41-Quincey September, 42-Ivan Tagoe, 43-T.J. Ptachick, 47-Ethan Lee, 48-Sean Ballard, 51-Callen Larus, 54-Ben Casper, 55-Alex Goodman, 71-Dan Donker, 80-John Carpenter, 85-Nolan Kearney, 88-Joey Brady, 91-Chris Johnson, 94-Samuel Johnson, 95-Mike Reilly, 96-Stephen Sinnott, 97-Drake Kuhn, 98-Nick Zarembo.

Virginia: 2-Dominique Terrell, 3-Robert Randolph, 4F-Matt Fortin, 4S-Ryan Shaw, 5-David Watford, 6-Darius Jennings, 7M-Kyle McCartin, 8-Jimmy Howell, 10-Clifton Richardson, 11-Chris Hinkebein, 15-Ross Metheny, 17-Miles Gooch, 20-Tim Smith, 21-Brandon Phelps, 22-Drequan Hoskey, 23-Dom Joseph, 25-Kevin Parks, 26-Ausar Walcott, 27-Rijo Walker, 28-Anthony Harris, 29-D.J. Hill, 30-Daquan Romero, 34-Terence Fells-Danzer, 37-LoVante Battle, 38-Khalek Shepherd, 39-Tucker Windle, 42-Brian Oden, 43-Kameron Mack, 44-Henry Coley, 46-Mason Thomas, 47-Bill Schautz, 49-Trevor Grywatch, 54-Justin Renfrow, 61-Cody Wallace, 66-John Maghamez, 71-Matt Mihalik, 74-Conner Davis, 75-Kelby Johnson, 79-Sean Cascarano, 80-Johnny Pickett, 81-Jeremiah Mathis, 83-Jake McGee, 86-Ray Keys, 87-Zachary Swanson, 88-Paul Freedman, 91-Thompson Brown, 93-Will Hill, 99-Brent Urban.





## Play-by-Play Summary (1st quarter)

### William & Mary vs Virginia (Sep 03, 2011 at Charlottesville, Va.)



1-10 W&M 30 Clock 15:00.  
*W&M wins toss, defers. UVa to receive and defend north end zone*  
 Drake Kuhn kickoff 66 yards to the VA4, Jennings,D return 11 yards to the VA15 (Q. September;Jabrel Mines).

1-10	VA 15	Jones,P rush for 8 yards to the VA23 (Jabrel Mines;Bryan Stinnie).	
2-2	VA 23	Jones,P rush for 7 yards to the VA30, 1ST DOWN VA, out-of-bounds (Terrell Wells).	R1
1-10	VA 30	Rocco,M pass complete to Milien,M for 8 yards to the VA38 (G. Beerhalter).	
2-2	VA 38	Jones,P rush for 5 yards to the VA43, 1ST DOWN VA (Jabrel Mines;Brian Thompson).	R2
1-10	VA 43	Timeout Virginia, clock 12:47.	
1-10	VA 43	Rocco,M pass complete to Smith,T for 5 yards to the VA48 (Dante Cook;B.W. Webb).	
2-5	VA 48	Parks,K rush for 20 yards to the W&M32, fumble forced by Brian Thompson, fumble by Parks,K recovered by VA Smith,T at W&M32, 1ST DOWN VA.	R3
1-10	W&M 32	Parks,K rush for 7 yards to the W&M25 (Jake Trantin;Jake O'Connor).	
2-3	W&M 25	Parks,K rush for 2 yards to the W&M23 (Dante Cook).	
3-1	W&M 23	Parks,K rush for 1 yard to the W&M22, 1ST DOWN VA (Bryan Stinnie).	R4
1-10	W&M 22	Terrell,D rush for 3 yards to the W&M19 (Jake O'Connor).	
2-7	W&M 19	Rocco,M pass complete to Terrell,D for no gain to the W&M19 (Dante Cook).	
3-7	W&M 19	Rocco,M pass complete to Burd,K for 4 yards to the W&M15 (Terrell Wells;Dante Cook).	
4-3	W&M 15	Randolph,R field goal attempt from 32 GOOD, clock 08:09.	

#### Virginia 3, William & Mary 0

*13 plays, 70 yards, 6:51*

Hinkebein,C kickoff 69 yards to the W&M1, Jonathan Grimes return 21 yards to the W&M22 (Coley,H), PENALTY W&M holding (C.J. Thomas) 10 yards to the W&M12, 1st and 10, W&M ball on W&M12.

#### WILLIAM & MARY drive start at 08:09.

1-10	W&M 12	Jonathan Grimes rush for 10 yards to the W&M22, 1ST DOWN W&M (Greer,S;Mosley,C).	R1
1-10	W&M 22	Jonathan Grimes rush for no gain to the W&M22 (Snyder,J).	
2-10	W&M 22	Michael Paulus pass incomplete to Jonathan Grimes.	
3-10	W&M 22	Michael Paulus pass complete to D.J. Mangas for 4 yards to the W&M26 (McLeod,R).	
4-6	W&M 26	Drake Kuhn punt 42 yards to the VA32, fair catch by Terrell,D.	

*4 plays, 14 yards, 1:59*

#### VIRGINIA drive start at 06:10.

1-10	VA 32	Jennings,D rush for 3 yards to the VA35 (Nick Zaremba).	
2-7	VA 35	PENALTY VA holding (Mihota,A) 10 yards to the VA25.	
2-17	VA 25	Jones,P rush for 5 yards to the VA30 (H. Robertson).	
3-12	VA 30	Rocco,M pass complete to Jones,P for 15 yards to the VA45, 1ST DOWN VA (Jake O'Connor).	P5
1-10	VA 45	Rocco,M pass complete to Parks,K for 3 yards to the VA48 (Terrell Wells).	
2-7	VA 48	Parks,K rush for 3 yards to the W&M49 (Alex Goodman).	
3-4	W&M 49	Parks,K rush for 3 yards to the W&M46 (Jake Trantin).	
4-1	W&M 46	Parks,K rush for no gain to the W&M46 (Alex Goodman;Mike Reilly).	

*7 plays, 22 yards, 3:38*

#### WILLIAM & MARY drive start at 02:32.

1-10	W&M 46	Jonathan Grimes rush for 1 yard to the W&M47 (Mosley,C).	
2-9	W&M 47	Michael Paulus pass incomplete to Kyle O'Brien.	
3-9	W&M 47	Michael Paulus pass incomplete to Ryan Woolfolk.	
4-9	W&M 47	Drake Kuhn punt 53 yards to the VA0, touchback.	


*3 plays, 1 yard, 0:49*

#### VIRGINIA drive start at 01:43.

1-10	VA 20	Jones,P rush for 3 yards to the VA23 (Dante Cook;B.W. Webb).	
2-7	VA 23	Jones,P rush for 2 yards to the VA25 (Jabrel Mines).	
3-5	VA 25	Rocco,M pass complete to Snyder,M for 7 yards to the VA32, 1ST DOWN VA (Jake O'Connor).	P6
1-10	VA 32	Rocco,M pass complete to Burd,K for loss of 1 yard to the VA31 (B.W. Webb).	
2-11	VA 31	Clock 00:00.	

#### END OF 1st QUARTER: Virginia 3, William & Mary 0

Quarter Summary	Score	Time Poss	1st Downs				Conversions		Rushing	Passing	Penalties
			R	P	X	T	3rd	4th			
William & Mary	0	02:48	1	0	0	1	0-2	0-0	3-11	1-4-0-4	1-10
Virginia	3	12:12	4	2	0	6	2-4	0-1	15-72	8-8-0-41	1-10



**Quickie Statistics (1st quarter)**  
**William & Mary vs Virginia (Sep 03, 2011 at Charlottesville, Va.)**



	<b>W&amp;M</b>	<b>VA</b>
Score	0	3
<b>FIRST DOWNS</b>	1	6
<b>RUSHES-YARDS (NET)</b>	3-11	15-72
<b>PASSING YDS (NET)</b>	4	41
Passes Att-Comp-Int	4-1-0	8-8-0
<b>TOTAL OFFENSE PLAYS-YARDS</b>	7-15	23-113
Fumble Returns-Yards	0-0	0-0
Punt Returns-Yards	0-0	0-0
Kickoff Returns-Yards	1-21	1-11
Interception Returns-Yards	0-0	0-0
Punts (Number-Avg)	2-47.5	0-0.0
Fumbles-Lost	0-0	1-0
Penalties-Yards	1-10	1-10
Possession Time	02:48	12:12
Third-Down Conversions	0 of 2	3 of 5
Fourth-Down Conversions	0 of 0	0 of 1
Red-Zone Scores-Chances	0-0	1-1

**William & Mary**

<b>Rushing</b>	<b>No.</b>	<b>Gain</b>	<b>Loss</b>	<b>Net</b>	<b>TD</b>	<b>Lg</b>	<b>Avg</b>
Jonathan Grimes	3	11	0	11	0	10	3.7

<b>Passing</b>	<b>C-A-I</b>	<b>Yds</b>	<b>TD</b>	<b>Long</b>	<b>Sack</b>
Michael Paulus	1-4-0	4	0	4	0

<b>Receiving</b>	<b>No.</b>	<b>Yards</b>	<b>TD</b>	<b>Long</b>
D.J. Mangas	1	4	0	4

<b>Punting</b>	<b>No.</b>	<b>Yds</b>	<b>Avg</b>	<b>Long</b>	<b>In20</b>	<b>TB</b>
Drake Kuhn	2	95	47.5	53	0	1

<b>Punt Returns</b>	<b>No.</b>	<b>Yards</b>	<b>TD</b>	<b>Long</b>

<b>Kick Returns</b>	<b>No.</b>	<b>Yards</b>	<b>TD</b>	<b>Long</b>
Jonathan Grimes	1	21	0	21

<b>Tackles</b>	<b>UA-A</b>	<b>Total</b>	<b>Sacks</b>	<b>TFL</b>
Dante Cook	2-3	5	0.0	0.0
Jake O'Connor	3-1	4	0.0	0.0
Jabrel Mines	1-3	4	0.0	0.0
Terrell Wells	2-1	3	0.0	0.0

**Virginia**

<b>Rushing</b>	<b>No.</b>	<b>Gain</b>	<b>Loss</b>	<b>Net</b>	<b>TD</b>	<b>Lg</b>	<b>Avg</b>
Kevin Parks	7	36	0	36	0	20	5.1
Perry Jones	6	30	0	30	0	8	5.0
Dominique Terrell	1	3	0	3	0	3	3.0
Darius Jennings	1	3	0	3	0	3	3.0

<b>Passing</b>	<b>C-A-I</b>	<b>Yds</b>	<b>TD</b>	<b>Long</b>	<b>Sack</b>
Michael Rocco	8-8-0	41	0	15	0

<b>Receiving</b>	<b>No.</b>	<b>Yards</b>	<b>TD</b>	<b>Long</b>
Kris Burd	2	3	0	4
Perry Jones	1	15	0	15
Max Milien	1	8	0	8
Matt Snyder	1	7	0	7

<b>Punting</b>	<b>No.</b>	<b>Yds</b>	<b>Avg</b>	<b>Long</b>	<b>In20</b>	<b>TB</b>

<b>Punt Returns</b>	<b>No.</b>	<b>Yards</b>	<b>TD</b>	<b>Long</b>

<b>Kick Returns</b>	<b>No.</b>	<b>Yards</b>	<b>TD</b>	<b>Long</b>
Darius Jennings	1	11	0	11

<b>Tackles</b>	<b>UA-A</b>	<b>Total</b>	<b>Sacks</b>	<b>TFL</b>
Corey Mosley	1-1	2	0.0	0.0
Henry Coley	1-0	1	0.0	0.0
Jake Snyder	1-0	1	0.0	0.0
Rodney McLeod	1-0	1	0.0	0.0

<b>Qtr</b>	<b>Time</b>	<b>Scoring Play</b>	<b>V-H</b>
1st	08:09	VA - Robert Randolph 32 yd field goal, 13-70 6:51	0 - 3



## Play-by-Play Summary (2nd quarter)

### William & Mary vs Virginia (Sep 03, 2011 at Charlottesville, Va.)



2-11 VA 31 Start of 2nd quarter, clock 15:00.  
 2-11 VA 31 Parks,K rush for 2 yards to the VA33 (Nick Zaremba).  
 3-9 VA 33 Rocco,M pass complete to Jennings,D for 3 yards to the VA36 (Marcus Hyde).  
 4-6 VA 36 Howell,J punt 39 yards to the W&M25, fair catch by B.W. Webb.  
*6 plays, 16 yards, 2:57*

**WILLIAM & MARY drive start at 13:46.**

1-10 W&M 25 PENALTY W&M illegal procedure 5 yards to the W&M20.  
 1-15 W&M 20 Jonathan Grimes rush for 5 yards to the W&M25 (Nicholson,D;Walcott,A).  
 2-10 W&M 25 PENALTY VA pass interference (Minnifield,C) 0 yards to the W&M25, 1ST DOWN W&M. X2  
 1-10 W&M 25 Jonathan Grimes rush for loss of 2 yards to the W&M23 (Johnson,C).  
 2-12 W&M 23 Michael Paulus pass incomplete to Jonathan Grimes.  
 3-12 W&M 23 Jonathan Grimes rush for 6 yards to the W&M29 (Minnifield,C).  
 4-6 W&M 29 Drake Kuhn punt 41 yards to the VA30, Terrell,D return 10 yards to the VA40 (Alex Goodman).  
*4 plays, 4 yards, 2:20*

**VIRGINIA drive start at 11:26.**

1-10 VA 40 Rocco,M pass complete to Burd,K for 20 yards to the W&M40, 1ST DOWN VA (Jerome Couplin). P7  
 1-10 W&M 40 Richardson,C rush for 2 yards to the W&M38 (Nick Zaremba;Dante Cook).  
 2-8 W&M 38 Parks,K rush for 7 yards to the W&M31 (Jabrel Mines;Jake Trantin).  
 3-1 W&M 31 Parks,K rush for no gain to the W&M31 (Jabrel Mines).  
 4-1 W&M 31 Parks,K rush for 7 yards to the W&M24, 1ST DOWN VA (Dante Cook). R8  
 1-10 W&M 24 PENALTY VA holding (Mihalik,M) 10 yards to the W&M34.  
 1-20 W&M 34 Rocco,M pass complete to Milien,M for 15 yards to the W&M19 (Brian Thompson).  
 2-5 W&M 19 Parks,K rush for 19 yards to the W&M0, 1ST DOWN VA, TOUCHDOWN, clock 07:57. R9  
 1-G W&M 03 Randolph,R kick attempt good.

**Virginia 10, William & Mary 0**

*7 plays, 60 yards, 3:29*

Hinkebein,C kickoff 70 yards to the W&M0, Jonathan Grimes return 19 yards to the W&M19 (Coley,H).

**WILLIAM & MARY drive start at 07:57.**

1-10 W&M 19 Michael Paulus pass incomplete to Sean Ballard (McLeod,R).  
 2-10 W&M 19 Meltoya Jones rush for 9 yards to the W&M28 (Reynolds,L;Taliaferro,A).  
 3-1 W&M 28 PENALTY VA Encroachment (Jenkins,N) 6 yards to the W&M34, 1ST DOWN W&M. X3  
 1-10 W&M 34 Timeout William & Mary, clock 06:46.  
 1-10 W&M 34 Michael Paulus pass incomplete.  
 2-10 W&M 34 Michael Paulus pass incomplete to Ryan Woolfolk.  
 3-10 W&M 34 Meltoya Jones rush for 2 yards to the W&M36 (Minnifield,C;Greer,S).  
 4-8 W&M 36 Drake Kuhn punt 44 yards to the VA20, Terrell,D return 7 yards to the VA27 (Ivan Tagoe).  
*5 plays, 17 yards, 2:10*

**VIRGINIA drive start at 05:47.**

1-10 VA 27 Jones,P rush for no gain to the VA27 (Jabrel Mines;Brian Thompson).  
 2-10 VA 27 Watford,D sacked for loss of 5 yards to the VA22 (G. Beerhalter).  
 3-15 VA 22 Jones,P rush for 6 yards to the VA28 (Brian Thompson;H. Robertson).  
 4-9 VA 28 Howell,J punt 37 yards to the W&M35, out-of-bounds.  
*3 plays, 1 yard, 2:04*

**WILLIAM & MARY drive start at 03:43.**

1-10 W&M 35 Michael Paulus pass incomplete to Kyle O'Brien.  
 2-10 W&M 35 Keith McBride rush for 12 yards to the W&M47, 1ST DOWN W&M (McLeod,R;Minnifield,C). R4  
 1-10 W&M 47 Michael Paulus pass incomplete to Kyle O'Brien (Greer,S).  
 2-10 W&M 47 Kyle O'Brien rush for 1 yard to the W&M48 (Snyder,J;Hill,W).  
 3-9 W&M 48 Michael Paulus pass complete to D.J. Mangas for 4 yards to the VA48, fumble forced by Joseph,D, fumble by D.J. Mangas recovered by VA Greer,S at VA48, Greer,S for 3 yards to the W&M49 (Keith McBride;D.J. Mangas).  
*5 plays, 17 yards, 1:24*

**VIRGINIA drive start at 02:19, VA ball on W&M49.**

1-10 W&M 49 Rocco,M pass incomplete to Burd,K (Jerome Couplin).  
 2-10 W&M 49 Rocco,M pass complete to Smith,T for 12 yards to the W&M37, 1ST DOWN VA (B.W. Webb). P10  
 1-10 W&M 37 Rocco,M pass incomplete (G. Beerhalter).  
 2-10 W&M 37 Parks,K rush for 7 yards to the W&M30 (Jake Trantin;Marcus Hyde).  
 3-3 W&M 30 Rocco,M pass complete to Jones,P for 2 yards to the W&M28 (Terrell Wells).  
 4-1 W&M 28 Rocco,M rush for 3 yards to the W&M25, 1ST DOWN VA (Jabrel Mines). R11  
 1-10 W&M 25 PENALTY VA false start (Aboushi,O) 5 yards to the W&M30.  
 1-15 W&M 30 Timeout Virginia, clock 00:32.  
 1-15 W&M 30 Rocco,M pass complete to Smith,T for loss of 1 yard to the W&M31 (Dante Cook;Marcus Hyde).  
 2-16 W&M 31 Rocco,M pass incomplete to Jones,P (Marcus Hyde).  
 3-16 W&M 31 Timeout William & Mary, clock 00:08.  
 3-16 W&M 31 Rocco,M pass incomplete to Smith,T, dropped pass.  
 4-16 W&M 31 Timeout William & Mary, clock 00:05.  
 4-16 W&M 31 Randolph,R field goal attempt from 48 GOOD, clock 00:00.



**Play-by-Play Summary (2nd quarter)**  
**William & Mary vs Virginia (Sep 03, 2011 at Charlottesville, Va.)**



**Virginia 13, William & Mary 0**

End of half, clock 00:00.

*10 plays, 18 yards, 2:19*

**END OF 2nd QUARTER: Virginia 13, William & Mary 0**

Quarter Summary	Score	Time Poss	1st Downs				Conversions		Rushing	Passing	Penalties
			R	P	X	T	3rd	4th			
William & Mary	0	05:54	1	0	2	3	0-3	0-0	7-33	1-7-0-4	1-5
Virginia	10	09:06	3	2	0	5	0-5	2-2	11-48	6-10-0-51	4-21



## Play-by-Play Summary (3rd quarter)

### William & Mary vs Virginia (Sep 03, 2011 at Charlottesville, Va.)



Start of 3rd quarter, clock 15:00, VA ball on VA30.  
Hinkebein,C kickoff 67 yards to the W&M3, Jonathan Grimes return 16 yards to the W&M19 (Battle,L).

**WILLIAM & MARY drive start at 15:00.**

- |                                |        |  |    |
|--------------------------------|--------|--|----|
| 1-10                           | W&M 19 | Michael Paulus pass incomplete to Alex Gottlieb (Nicholson,D).                                       |    |
| 2-10                           | W&M 19 | Michael Paulus pass complete to Jonathan Grimes for 6 yards to the W&M25 (Taliaferro,A;Nicholson,D). |    |
| 3-4                            | W&M 25 | Michael Paulus pass complete to Alex Gottlieb for 21 yards to the W&M46, 1ST DOWN W&M (Mosley,C).    | P5 |
| 1-10                           | W&M 46 | Michael Paulus pass incomplete to Ryan Woolfolk.   |    |
| 2-10                           | W&M 46 | Michael Paulus pass incomplete to D.J. Mangas (Minnifield,C).  |    |
| 3-10                           | W&M 46 | Michael Paulus pass incomplete to D.J. Mangas (Hill,W).  |    |
| 4-10                           | W&M 46 | Drake Kuhn punt 51 yards to the VA3, downed.   |    |
| <i>6 plays, 27 yards, 1:46</i> |        |  |    |

**VIRGINIA drive start at 13:14.**

- |      |        |   |     |
|------|--------|---|-----|
| 1-10 | VA 03  | Jones,P rush for 8 yards to the VA11 (Marcus Hyde).   |     |
| 2-2  | VA 11  | Rocco,M pass incomplete to Snyder,M.  |     |
| 3-2  | VA 11  | Rocco,M pass complete to Milien,M for 9 yards to the VA20, 1ST DOWN VA (Jabrel Mines).              | P12 |
| 1-10 | VA 20  | Parks,K rush for 9 yards to the VA29 (B.W. Webb;Jake O'Connor).                                     |     |
| 2-1  | VA 29  | Rocco,M pass complete to Smith,T for 7 yards to the VA36, 1ST DOWN VA (B.W. Webb).                  | P13 |
| 1-10 | VA 36  | Rocco,M pass complete to Parks,K for 11 yards to the VA47, 1ST DOWN VA (Jabrel Mines;Jake Trantin). | P14 |
| 1-10 | VA 47  | Rocco,M pass complete to Smith,T for 6 yards to the W&M47 (Jake O'Connor).                          |     |
| 2-4  | W&M 47 | Jones,P rush for 6 yards to the W&M41, 1ST DOWN VA (Dante Cook;Jake Trantin).                       | R15 |
| 1-10 | W&M 41 | Rocco,M pass complete to Smith,T for 40 yards to the W&M1, 1ST DOWN VA (B.W. Webb).                 | P16 |
| 1-G  | W&M 01 | Parks,K rush for 1 yard to the W&M0, TOUCHDOWN, clock 09:31.  |     |
| 1-G  | W&M 03 | Randolph,R kick attempt good.   |     |

**Virginia 20, William & Mary 0**

*10 plays, 97 yards, 3:43*

Hinkebein,C kickoff 65 yards to the W&M5, Jonathan Grimes return 22 yards to the W&M27 (Reynolds,L).

**WILLIAM & MARY drive start at 09:31.**

- |                                     |        |   |  |
|-------------------------------------|--------|---|--|
| 1-10                                | W&M 27 | Keith McBride rush for loss of 5 yards to the W&M22 (Schautz,B).  |  |
| 2-15                                | W&M 22 | Michael Paulus pass incomplete to D.J. Mangas.  |  |
| 3-15                                | W&M 22 | Michael Paulus pass incomplete to Tre McBride (Nicholson,D).  |  |
| 4-15                                | W&M 22 | Drake Kuhn punt 39 yards to the VA39, downed, PENALTY W&M kick catching interference (T.K. Hester) 15 yards to the W&M46, 1st and 10, VA ball on W&M46. |  |
| <i>3 plays, minus 5 yards, 1:10</i> |        |   |  |

**VIRGINIA drive start at 08:21.**

- |                              |        |  |  |
|------------------------------|--------|--|--|
| 1-10                         | W&M 46 | Rocco,M pass complete to Burd,K for 6 yards to the W&M40 (B.W. Webb;Brian Thompson).                         |  |
| 2-4                          | W&M 40 | Jones,P rush for 2 yards to the W&M38 (Jake O'Connor), PENALTY VA holding (Mihalik,M) 10 yards to the W&M48. |  |
| 2-12                         | W&M 48 | 2nd and 12.  |  |
| 2-12                         | W&M 48 | Rocco,M pass incomplete to Jones,P.  |  |
| 3-12                         | W&M 48 | Rocco,M pass complete to Smith,T for 3 yards to the W&M45 (Jabrel Mines).                                    |  |
| 4-9                          | W&M 45 | Howell,J punt 45 yards to the W&M0, touchback.   |  |
| <i>4 plays, 1 yard, 1:48</i> |        |  |  |

**WILLIAM & MARY drive start at 06:33.**

- |                               |        |  |  |
|-------------------------------|--------|--|--|
| 1-10                          | W&M 20 | Michael Paulus pass incomplete to Ryan Woolfolk.   |  |
| 2-10                          | W&M 20 | Michael Paulus pass complete to Jonathan Grimes for no gain to the W&M20 (Jenkins,N).                        |  |
| 3-10                          | W&M 20 | Michael Paulus pass incomplete to Ryan Woolfolk.   |  |
| 4-10                          | W&M 20 | Drake Kuhn punt 42 yards to the VA38, Jennings,D return 27 yards to the W&M35, out-of-bounds (Nick Zaremba). |  |
| <i>3 plays, 0 yards, 1:03</i> |        |  |  |

**VIRGINIA drive start at 05:30.**

- |      |        |   |     |
|------|--------|---|-----|
| 1-10 | W&M 35 | Richardson,C rush for 11 yards to the W&M24, 1ST DOWN VA (Jerome Couplin).  | R17 |
| 1-10 | W&M 24 | Watford,D rush for loss of 2 yards to the W&M26 (G. Beerhalter).            |     |
| 2-12 | W&M 26 | Parks,K rush for 26 yards to the W&M0, 1ST DOWN VA, TOUCHDOWN, clock 04:25. | R18 |
| 1-G  | W&M 03 | Randolph,R kick attempt good.   |     |

**Virginia 27, William & Mary 0**

*3 plays, 35 yards, 1:05*

Hinkebein,C kickoff 69 yards to the W&M1, Keith McBride return 18 yards to the W&M19 (McGee,J).

**WILLIAM & MARY drive start at 04:25.**

- |      |        |   |    |
|------|--------|---|----|
| 1-10 | W&M 19 | Brent Caprio pass complete to Alex Gottlieb for 15 yards to the W&M34, 1ST DOWN W&M (Reynolds,L). | P6 |
| 1-10 | W&M 34 | Brent Caprio pass complete to Kyle O'Brien for 2 yards to the W&M36 (Nicholson,D;Jenkins,N).      |    |
| 2-8  | W&M 36 | Brent Caprio pass incomplete to Sean Ballard, dropped pass.                                       |    |



**Play-by-Play Summary (3rd quarter)**  
**William & Mary vs Virginia (Sep 03, 2011 at Charlottesville, Va.)**



3-8 W&M 36 Brent Caprio pass intercepted by Nicholson,D at the W&M44, Nicholson,D return 31 yards to the W&M13 (T. Springman).

*4 plays, 17 yards, 1:21*

**VIRGINIA drive start at 03:04.**

1-10 W&M 13 Rocco,M pass incomplete to Freedman,P (Jabrel Mines).  
 2-10 W&M 13 Timeout Virginia, clock 02:58.  
 2-10 W&M 13 Jones,P rush for 4 yards to the W&M9 (Jake Trantin;Jake O'Connor).  
 3-6 W&M 09 Rocco,M pass incomplete to Snyder,M.  
 4-6 W&M 09 Randolph,R field goal attempt from 26 GOOD, clock 02:17.

**Virginia 30, William & Mary 0**

*4 plays, 4 yards, 0:47*

Hinkebein,C kickoff 65 yards to the W&M5, Keith McBride return 14 yards to the W&M19 (Romero,D;Battle,L).

**WILLIAM & MARY drive start at 02:17.**

1-10 W&M 19 Keith McBride rush for 3 yards to the W&M22 (Romero,D;Renfrow,J).  
 2-7 W&M 22 Meltoya Jones rush for loss of 2 yards to the W&M20 (Hill,W;Snyder,J).  
 3-9 W&M 20 Brent Caprio pass incomplete to Keith McBride.  
 4-9 W&M 20 Drake Kuhn punt 50 yards to the VA30, downed.

*3 plays, 1 yard, 1:35*

**VIRGINIA drive start at 00:42.**

1-10 VA 30 Watford,D pass complete to Jennings,D for 17 yards to the VA47, 1ST DOWN VA.  
 1-10 VA 47 Shepherd,K rush for 4 yards to the W&M49 (Mike Reilly;Stephen Sinnott).  
 2-6 W&M 49 Clock 00:00.

P19

**END OF 3rd QUARTER: Virginia 30, William & Mary 0**

Quarter Summary	Score	Time Poss	1st Downs				Conversions		Rushing	Passing	Penalties
			R	P	X	T	3rd	4th			
William & Mary	0	06:55	0	2	0	2	1-6	0-0	3-(-4)	5-16-1-44	1-15
Virginia	17	08:05	3	5	0	8	1-3	0-0	10-69	8-12-0-99	1-10



**Quickie Statistics (3rd quarter)**  
**William & Mary vs Virginia (Sep 03, 2011 at Charlottesville, Va.)**



	W&M	VA
Score	0	30
<b>FIRST DOWNS</b>	6	19
<b>RUSHES-YARDS (NET)</b>	13-40	36-189
<b>PASSING YDS (NET)</b>	52	191
Passes Att-Comp-Int	27-7-1	30-22-0
<b>TOTAL OFFENSE PLAYS-YARDS</b>	40-92	66-380
Fumble Returns-Yards	0-0	1-3
Punt Returns-Yards	0-0	3-44
Kickoff Returns-Yards	6-110	1-11
Interception Returns-Yards	0-0	1-31
Punts (Number-Avg)	8-45.2	3-40.3
Fumbles-Lost	1-1	1-0
Penalties-Yards	3-30	6-41
Possession Time	15:37	29:23
Third-Down Conversions	1 of 11	4 of 13
Fourth-Down Conversions	0 of 0	2 of 3
Red-Zone Scores-Chances	0-0	4-4

**William & Mary**

<b>Rushing</b>	No.	Gain	Loss	Net	TD	Lg	Avg
Jonathan Grimes	6	22	2	20	0	10	3.3
Keith McBride	3	15	5	10	0	12	3.3
Meltoya Jones	3	11	2	9	0	9	3.0
Kyle O'Brien	1	1	0	1	0	1	1.0

<b>Passing</b>	C-A-I	Yds	TD	Long	Sack
Michael Paulus	5-22-0	35	0	21	0
Brent Caprio	2-5-1	17	0	15	0

<b>Receiving</b>	No.	Yards	TD	Long
Alex Gottlieb	2	36	0	21
D.J. Mangas	2	8	0	4
Jonathan Grimes	2	6	0	6
Kyle O'Brien	1	2	0	2

<b>Punting</b>	No.	Yds	Avg	Long	In20	TB
Drake Kuhn	8	362	45.2	53	1	1

<b>Punt Returns</b>	No.	Yards	TD	Long

<b>Kick Returns</b>	No.	Yards	TD	Long
Jonathan Grimes	4	78	0	22
Keith McBride	2	32	0	18

<b>Tackles</b>	UA-A	Total	Sacks	TFL
Jabrel Mines	5-6	11	0.0	0.0
Dante Cook	3-6	9	0.0	0.5
Jake O'Connor	5-3	8	0.0	0.0
B.W. Webb	4-4	8	0.0	1.0

**Virginia**

<b>Rushing</b>	No.	Gain	Loss	Net	TD	Lg	Avg
Kevin Parks	16	114	0	114	3	26	7.1
Perry Jones	12	56	0	56	0	8	4.7
Clifton Richardson	2	13	0	13	0	11	6.5
Khalek Shepherd	1	4	0	4	0	4	4.0

<b>Passing</b>	C-A-I	Yds	TD	Long	Sack
Michael Rocco	21-29-0	174	0	40	0
David Watford	1-1-0	17	0	17	1

<b>Receiving</b>	No.	Yards	TD	Long
Tim Smith	7	72	0	40
Kris Burd	4	29	0	20
Max Milien	3	32	0	15
Darius Jennings	2	20	0	17

<b>Punting</b>	No.	Yds	Avg	Long	In20	TB
Jimmy Howell	3	121	40.3	45	0	1

<b>Punt Returns</b>	No.	Yards	TD	Long
Dominique Terrell	2	17	0	10
Darius Jennings	1	27	0	27

<b>Kick Returns</b>	No.	Yards	TD	Long
Darius Jennings	1	11	0	11

<b>Tackles</b>	UA-A	Total	Sacks	TFL
Corey Mosley	2-1	3	0.0	0.0
LaRoy Reynolds	2-1	3	0.0	0.0
Chase Minnifield	1-2	3	0.0	0.0
Jake Snyder	1-2	3	0.0	0.5

Qtr	Time	Scoring Play	V-H
1st	08:09	VA - Robert Randolph 32 yd field goal, 13-70 6:51	0 - 3
2nd	07:57	VA - Kevin Parks 19 yd run (Robert Randolph kick), 7-60 3:29	0 - 10
	00:00	VA - Robert Randolph 48 yd field goal, 10-18 2:19	0 - 13
3rd	09:31	VA - Kevin Parks 1 yd run (Robert Randolph kick), 10-97 3:43	0 - 20
	04:25	VA - Kevin Parks 26 yd run (Robert Randolph kick), 3-35 1:05	0 - 27
	02:17	VA - Robert Randolph 26 yd field goal, 4-4 0:47	0 - 30



## Play-by-Play Summary (4th quarter)

### William & Mary vs Virginia (Sep 03, 2011 at Charlottesville, Va.)



2-6	W&M 49	Start of 4th quarter, clock 15:00.	
2-6	W&M 49	Watford,D rush for 2 yards to the W&M47 (Brian Thompson).	
3-4	W&M 47	Richardson,C rush for 5 yards to the W&M42, 1ST DOWN VA (Jabrel Mines).	R20
1-10	W&M 42	Richardson,C rush for 19 yards to the W&M23, 1ST DOWN VA (Jake O'Connor;Jabrel Mines).	R21
1-10	W&M 23	Watford,D rush for loss of 2 yards to the W&M25 (Chris Johnson).	
2-12	W&M 25	Watford,D pass incomplete to Keys,R.	
3-12	W&M 25	Watford,D pass incomplete to Snyder,M, dropped pass.	
4-12	W&M 25	Randolph,R field goal attempt from 42 GOOD, clock 12:33.	

#### Virginia 33, William & Mary 0

*9 plays, 45 yards, 3:09*

Hinkebein,C kickoff 70 yards to the W&M0, touchback, PENALTY VA OF 5 yards to the W&M25, 1st and 10, W&M ball on W&M25.

#### WILLIAM & MARY drive start at 12:33.

1-10	W&M 25	Meltoya Jones rush for 2 yards to the W&M27 (Schautz,B;Phelps,B).	
2-8	W&M 27	Brent Caprio pass complete to Keith McBride for 7 yards to the W&M34 (Romero,D;Windle,T).	
3-1	W&M 34	Meltoya Jones rush for no gain to the W&M34 (Coley,H;Jenkins,N).	
4-1	W&M 34	Brent Caprio pass incomplete to Alex Gottlieb.	

*4 plays, 9 yards, 1:58*

#### VIRGINIA drive start at 10:35.

1-10	W&M 34	Watford,D pass complete to Jennings,D for 15 yards to the W&M19, 1ST DOWN VA, out-of-bounds (Terrell Wells;Dante Cook).	P22
1-10	W&M 19	Watford,D pass complete to Keys,R for 14 yards to the W&M5, 1ST DOWN VA (Jake O'Connor;Ethan Lee).	P23
1-G	W&M 05	Richardson,C rush for 5 yards to the W&M0, TOUCHDOWN, clock 09:35.	
1-G	W&M 03	Randolph,R kick attempt good.	

#### Virginia 40, William & Mary 0

*3 plays, 34 yards, 1:00*

Hinkebein,C kickoff 70 yards to the W&M0, touchback.

#### WILLIAM & MARY drive start at 09:35.

1-10	W&M 20	Meltoya Jones rush for loss of 1 yard to the W&M19 (Brown,T;Hill,W).	
2-11	W&M 19	Michael Graham pass incomplete to Kyle O'Brien (Renfrow,J).	
3-11	W&M 19	Michael Graham pass complete to Nolan Kearney for 21 yards to the W&M40, 1ST DOWN W&M.	P7
1-10	W&M 40	Michael Graham pass complete to Nolan Kearney for 17 yards to the VA43, 1ST DOWN W&M (Harris,A;Windle,T).	P8
1-10	VA 43	Michael Graham pass incomplete to Sean Ballard.	
2-10	VA 43	Keith McBride rush for 11 yards to the VA32, 1ST DOWN W&M (Mack,K;Windle,T).	R9
1-10	VA 32	Michael Graham pass complete to D.J. Mangas for 24 yards to the VA8, 1ST DOWN W&M (Mack,K).	P10
1-G	VA 08	Meltoya Jones rush for loss of 1 yard to the VA9 (Renfrow,J).	
2-G	VA 09	Michael Graham sacked for loss of 7 yards to the VA16 (Coley,H).	
3-G	VA 16	PENALTY W&M false start 5 yards to the VA21.	
3-G	VA 21	Meltoya Jones rush for 4 yards to the VA17 (Romero,D;Hill,W).	
4-G	VA 17	Drake Kuhn field goal attempt from 34 GOOD, clock 04:34.	

#### Virginia 40, William & Mary 3

*11 plays, 63 yards, 5:01*

Drake Kuhn kickoff 59 yards to the VA11, Jennings,D return 21 yards to the VA32 (Keith McBride), PENALTY VA holding (Windle,T) 10 yards to the VA22, 1st and 10, VA ball on VA22.

#### VIRGINIA drive start at 04:34.

1-10	VA 22	Metheny,R rush for loss of 5 yards to the VA17, fumble forced by G. Beerhalter, fumble by Metheny,R recovered by VA Metheny,R at VA17.	
2-15	VA 17	Shepherd,K rush for 5 yards to the VA22 (Jabrel Mines;Nick Zaremba).	
3-10	VA 22	Metheny,R pass complete to Jennings,D for 26 yards to the VA48, 1ST DOWN VA (Terrell Wells;Jake Trantin).	P24
1-10	VA 48	Richardson,C rush for 3 yards to the W&M49 (Jabrel Mines;H. Robertson).	
2-7	W&M 49	Richardson,C rush for 12 yards to the W&M37, 1ST DOWN VA (Jake Trantin;Jabrel Mines).	R25
1-10	W&M 37	Shepherd,K rush for 4 yards to the W&M33 (H. Robertson;Dante Cook).	
2-6	W&M 33	Fells-Danzer,T rush for 3 yards to the W&M30 (Samuel Johnson;G. Beerhalter).	
3-3	W&M 30	Metheny,R pass complete to Shepherd,K for 10 yards to the W&M20, 1ST DOWN VA (Q. September;Jake Trantin).	P26

End of game, clock 00:00.

*8 plays, 58 yards, 4:34*

#### FINAL SCORE: Virginia 40, William & Mary 3

Quarter Summary	Score	Time Poss	1st Downs				Conversions		Rushing	Passing	Penalties
			R	P	X	T	3rd	4th			
William & Mary	3	06:59	1	3	0	4	1-3	0-1	7-8	4-7-0-69	1-5
Virginia	10	08:01	3	4	0	7	3-4	0-0	11-51	4-6-0-65	2-15



# Virginia vs. William & Mary

Sept. 3, 2011

## Virginia Player Quotes

### **Freshman tailback Kevin Parks**

#### **On winning the season-opener:**

"It felt real good just to be back on the field and playing again. I thank the coaches for trusting me and putting me in the game. It just felt real good. The offensive linemen played well. I think everybody played well. We complemented each other. The defense got the ball back for us. We put points on the boards. The backs made great blocks, the wide receivers made great blocks downfield. Everybody just played real well."

#### **On the reasons for success:**

"I felt like William & Mary wore down a little bit. That was a big upside to our offensive line. They wore them down and they played hard and they played tough."

#### **On his motivation:**

"After that spring game, I didn't have a very good game. Since that, everything worked toward that game. It became game one. I didn't put a lot of pressure on things, but every time I was in the weight room, working on things, that was always in the back of my head. I didn't think I played well at all. Like I said, it was in the back of my head and I came out tonight and thought about that. I thought my focus was real good. I don't forget [the spring game]. I still had a fumble."

### **Freshman cornerback Demetrious Nicholson**

#### **On his interception:**

"I had visions before this game of me catching a pick, and it came true. Coach West always told me to believe what I see. How I caught that pick was that I ran through the quarterback's three-step. We practice that everyday and I was able to hop in front of it and catch it."

#### **On pre-game nerves:**

"I kept my composure throughout the day. When it was time to empty out, I emptied out. I wasn't too excited. I kept my composure and stayed focused on the field—that helped me keep reading my keys and playing football like I know how to play and not get overly excited about the crowd or anything like that."

### **Freshman quarterback David Watford**

#### **On playing his first game:**

"It felt real good. We work hard during the summer, and this is what I came here early in January for. It felt really good just to be able to get out there on the field and just make plays, get the crowd into it, have fun out there with my fellows—my brothers—and just make plays."

#### **On William & Mary defense:**

"They took away the run. On a couple of the plays, I really wanted to take off but they got me. I got the ability to show my arm and show that I'm more than just a running quarterback. I can throw the ball too, just as well as I can run it."

### **Sophomore quarterback Michael Rocco**

#### **On potential improvements:**

"There's always improvements to make. I had a couple receivers open that I missed but I give all the credit to our line. They gave us great time in the pocket. We'll watch the film and see what we can improve on but overall we had a good performance. In the first half, we had a couple opportunities to score and we didn't. We left drives out on the field, and that's probably a big area we can improve on."

#### **On running game:**

"There's no doubt that Kevin Parks and Perry Jones did a great job today. Without them, our passing game is not quite as good as it could be. Coming out and having an explosive running game and big holes for our running backs was a big deal."

## **Virginia vs. William & Mary**

**Sept. 3, 2011**

### **Virginia Head Coach Mike London**

#### **On Kevin Parks' debut:**

"I thought Kevin showed what we'd been seeing in practice for the last couple months. He's very explosive. He can run. He can run away from people. He can run over people. I'm happy for him because he waited his time with the backs we had last year. He got bigger, faster, stronger and had an opportunity to go out there today and do some pretty neat things. I'm happy for the success of him, and for the success of the entire team. It's a very good win for the program. It's our first win. First wins are always the best wins because you have an opportunity for another one the next game up, particularly against a team that's arguably the best FCS team in the country. At this stage of the program we're at, we're trying to win games. That was a good start for us this year."

#### **On Michael Rocco's play:**

"Mike got 14-18 or something like that. He distributed the ball and kept some drives moving. The first half I think we were 3 for 10 on third downs. I would have liked to have better production from that, but I think he picked it up in the latter part and in the second half. He'll get better like all of these other young guys will get better. It's exciting to see him have an opportunity to hand the ball off or throw it, and throw it to some young guys who can go get it done."

#### **On advantage of lead:**

"We're just playing football. We're running the plays. We got out ahead. We weren't going to try to just run a bunch of plays. We're going to run our offense because we have a lot of guys who need to learn how to play football. We need to learn how to execute our offense. Whether it was a close game or a big lead, we're going to run our offense and give guys opportunities to hear the plays being called in huddle and executing the blocks that are needed to make it work."

#### **On 2009 game, and it's effect on turnover protection:**

"It's always a priority not to turn the ball over, but I think the biggest thing is that we were taking what they gave us. They're a three-deep team that plays corners off. We made the throws that the covers dictated for us to make. Always protecting the ball is critical, and we had a couple opportunities for turnovers ourselves."

#### **On Trey Nicholson:**

"I thought he did an outstanding job today for a true freshman to play against an offense that's known for prolific passing attack. I'm just very pleased overall with how the team played."

#### **On defensive play:**

"Coach Reid and the rest of the defensive staff have done a lot of things to show up our defense. I know earlier he said we were too simple. We let some guys come off the stunts. We did some different cover looks. I think that it played to our advantage to let the guys play aggressively. It's a credit to the defensive staff. I know they wanted to have the shutout there, but at one time I looked up and there were seven freshmen playing when they scored. Coach Reid can get over that I think. They played hard and they practice like we have something to prove, and we do. This whole team has something to prove. Game number one is over and now we're looking forward to game number two."

# **Virginia vs. William and Mary**

**Sept. 3, 2011**

## **Virginia Player Quotes**

### **Senior cornerback Chase Minnifield**

#### **On the win over William & Mary:**

“We prepared really hard for this game. Two years ago we were lackadaisical and we weren’t going to take this game lightly.”

#### **On defending the pass:**

“We have an experienced secondary. We have three seniors and one freshman who are really good. Coach London is putting us into situations to be good.”

### **Senior kicker Robert Randolph**

#### **On his range:**

“Coach asked me what my range was and I told him from the 35-yard line, a 52-yarder. Coach knew well what my range was and I was ready to go.”

#### **On his 48-yard field goal kick:**

“I hit it real well. I felt great when I hit it and I know when I kick my best balls they can go 52 to 54 yards. I knew it had the distance and it was straight; a great kick.”

#### **On kicking four field goals:**

“Well I was hoping for more extra points, I really wanted to get after William & Mary. The first half was pretty close, but we got on a run in the second half and got some more extra points.”

#### **On the momentum from his field goal at the end of the first half:**

“It was an exciting time, the crowd loved it. I was really excited and my teammates were excited for me. It was a big momentum swinger to go into halftime scoring points.”

### **Sophomore wide receiver Tim Smith**

#### **On his 40-yard catch:**

“I had to go up and make a play. I just pinned it to him and held onto it. I thought I had scored, but I guess I came up short.”

# Virginia vs. William & Mary

Sept. 3, 2011

## William & Mary Head Coach Jimmye Laycock Quotes

### **Opening statement:**

“I think we made a great effort. We may have gotten a little worn down on defense but I think we played hard in that regard. We missed a few tackles as the game wore on and then offensively, I don’t think we executed our passing game and we didn’t get our running game going. When we don’t do those two things it’s kind of tough but they had a lot to do with it. They’re good up front.”

### **On W&M’s passing game:**

“We were getting under pressure and we weren’t getting the running game going. Again, we were off sometimes coordinating the quarterback and the receiver. We were off sometimes with the reads. We weren’t in sync and that stuff happens in the first ball game but hopefully we can regroup and get better at it.”

### **On Virginia’s offense:**

“I just felt they were very efficient. They didn’t put the ball on the ground much and when they did they got it back. I thought they ran a power running game and a very controlled passing game. They played pretty smart. They executed, executed, executed and wore us down. That’s what they did. They didn’t turn it over. They didn’t throw picks. They didn’t do stuff like that. They ran the power game and a short passing game. They forced our defense to be on the field for a long time during some of those drives. I thought we handled it pretty well but I thought they executed extremely well.”

### **On what he takes from tonight’s game:**

“I think we played hard. We didn’t get a win out of it but we saw what it takes. I thought our guys played extremely hard. I was encouraged by that. I’m disappointed that we didn’t win. I’m disappointed we didn’t make it a closer game. I’m disappointed in those things, but I’m not disappointed at all about our effort and how hard we played; not at all. I think this team came to play. They were ready to play and they played hard. It didn’t happen our way tonight.”

**Virginia vs. William & Mary**  
**Sept. 3, 2011**  
**William & Mary Player Quotes**

**Junior linebacker Dante Cook**

**On the defense:**

“It was tough to get anything started. We just really never got into a flow or rhythm. We couldn’t really take much pressure off the offense. The defense was on the field a long time. We just never got in a rhythm.”

**Senior running back Jonathan Grimes**

**On Virginia now vs. two years ago:**

“They were more efficient with the ball. I thought they did a good job with getting their backs out after they stayed and protected a little bit. A few tackles here and there, we could do a lot better.”

**Did the defense wear down:**

“I think so. Not necessarily worn down. I think we’re going to watch the film. You know they always say it’s not as good as you think, and it’s never as bad as you think. An inch or two here, better body position and we make some more solid tackles instead of arm tackles, and you know that’s the difference between getting off the field and those guys fighting through those tackles for first downs.”

**Senior quarterback Michael Paulus**

**On execution of passing:**

“It just wasn’t working out tonight.”



**Scoring Summary (Final)**  
**2011 University of Virginia Football**  
**Virginia vs Indiana (Sep 10, 2011 at Bloomington, Ind.)**



Virginia (2-0) vs. Indiana (0-2)

Date: Sep 10, 2011 • Site: Bloomington, Ind. • Stadium: Memorial Stadium

Attendance: 41549

Score by Quarters	1	2	3	4	Total
Virginia	3	13	7	11	<b>34</b>
Indiana	0	3	7	21	<b>31</b>

Qtr	Time	Scoring Play	V-H
1st	07:04	VA - Robert Randolph 42 yd field goal, 9-45 5:34	3 - 0
2nd	13:48	IND - Ewald, Mitch 37 yd field goal, 11-60 4:42	3 - 3
	11:09	VA - Robert Randolph 44 yd field goal, 8-45 2:39	6 - 3
	00:32	VA - Kevin Parks 1 yd run (Robert Randolph kick), 7-66 2:57	13 - 3
	00:00	VA - Robert Randolph 23 yd field goal, 4-0 0:22	16 - 3
3rd	12:59	VA - Kevin Parks 6 yd run (Robert Randolph kick), 4-38 1:45	23 - 3
	09:04	IND - Perez, Matt 8 yd run (Ewald, Mitch kick), 10-68 3:55	23 - 10
4th	14:29	IND - Perez, Matt 1 yd run (Ewald, Mitch kick), 5-19 1:13	23 - 17
	12:01	IND - Barnett, Lawrence 54 yd fumble recovery (Ewald, Mitch kick)	23 - 24
	06:34	IND - Wilson, Duwyce 18 yd pass from Wright-Baker, Edward (Ewald, Mitch kick), 8-76 3:37	23 - 31
	01:36	VA - Perry Jones 3 yd run (Paul Freedman pass from Rocco,M), 15-77 4:58	31 - 31
	00:00	VA - Robert Randolph 23 yd field goal, 4-8 1:13	34 - 31

Kickoff time: 7:06 pm • End of Game: 10:32 pm • Total elapsed time: 3:26

Officials: Referee: Dan Campron; Umpire: Bryan Neale; Linesman: Jim Ryan;

Line judge: Tom Krispinsky; Back judge: Robert Smith JR; Field judge: Al Terry;

Side judge: Ed Rohan;

Temperature: 69 • Wind: WSW 1MPH • Weather: Cloudy

largest home opener since 1991



**Team Statistics (Final)**  
**2011 University of Virginia Football**  
**Virginia vs Indiana (Sep 10, 2011 at Bloomington, Ind.)**



	VA	IND
<b>FIRST DOWNS</b>	19	21
Rushing	10	8
Passing	8	11
Penalty	1	2
<b>NET YARDS RUSHING</b>	162	148
Rushing Attempts	40	41
Average Per Rush	4.1	3.6
Rushing Touchdowns	3	2
Yards Gained Rushing	185	185
Yards Lost Rushing	23	37
<b>NET YARDS PASSING</b>	198	171
Completions-Attempts-Int	16-30-2	16-31-1
Average Per Attempt	6.6	5.5
Average Per Completion	12.4	10.7
Passing Touchdowns	0	1
<b>TOTAL OFFENSE YARDS</b>	360	319
Total offense plays	70	72
Average Gain Per Play	5.1	4.4
Fumbles: Number-Lost	2-2	2-2
Penalties: Number-Yards	6-51	6-39
<b>PUNTS-YARDS</b>	4-181	4-150
Average Yards Per Punt	45.2	37.5
Net Yards Per Punt	38.2	36.2
Inside 20	0	1
50+ Yards	1	0
Touchbacks	1	0
Fair catch	1	1
<b>KICKOFFS-YARDS</b>	6-405	6-391
Average Yards Per Kickoff	67.5	65.2
Net Yards Per Kickoff	51.8	46.3
Touchbacks	1	0
Punt returns: Number-Yards-TD	3-5-0	1-8-0
Average Per Return	1.7	8.0
Kickoff returns: Number-Yds-TD	6-113-0	5-74-0
Average Per Return	18.8	14.8
Interceptions: Number-Yds-TD	1-0-0	2-0-0
Fumble Returns: Number-Yds-TD	0-0-0	1-54-1
Miscellaneous Yards	9	0
Possession Time	30:31	29:29
1st Quarter	7:10	7:50
2nd Quarter	8:03	6:57
3rd Quarter	4:49	10:11
4th Quarter	10:29	4:31
Third-Down Conversions	6 of 15	8 of 16
Fourth-Down Conversions	1 of 1	0 of 1
Red-Zone Scores-Chances	6-6	4-5
Touchdowns	3-6	3-5
Field goals	3-6	1-5
Sacks By: Number-Yards	3-23	1-7
PAT Kicks	2-2	4-4
Field Goals	4-4	1-2



**Individual Statistics (Final)**  
**2011 University of Virginia Football**  
**Virginia vs Indiana (Sep 10, 2011 at Bloomington, Ind.)**

**Virginia**

<b>Rushing</b>	<b>No.</b>	<b>Gain</b>	<b>Loss</b>	<b>Net</b>	<b>TD</b>	<b>Lg</b>	<b>Avg</b>
Perry Jones	22	88	10	78	1	23	3.5
Clifton Richardson	4	41	0	41	0	20	10.2
Kevin Parks	11	43	6	37	2	16	3.4
Michael Rocco	2	11	7	4	0	11	2.0
David Watford	1	2	0	2	0	2	2.0
<b>Totals</b>	<b>40</b>	<b>185</b>	<b>23</b>	<b>162</b>	<b>3</b>	<b>23</b>	<b>4.1</b>

<b>Passing</b>	<b>C-A-I</b>	<b>Yds</b>	<b>TD</b>	<b>Long</b>	<b>Sack</b>
Michael Rocco	15-29-2	191	0	46	1
David Watford	1-1-0	7	0	7	0
<b>Totals</b>	<b>16-30-2</b>	<b>198</b>	<b>0</b>	<b>46</b>	<b>1</b>

<b>Receiving</b>	<b>No.</b>	<b>Yards</b>	<b>TD</b>	<b>Long</b>
Perry Jones	5	85	0	46
Matt Snyder	4	30	0	12
Kris Burd	2	23	0	19
Paul Freedman	1	22	0	22
Darius Jennings	1	13	0	13
Max Milien	1	9	0	9
Ray Keys	1	8	0	8
Jeremiah Mathis	1	8	0	8
<b>Totals</b>	<b>16</b>	<b>198</b>	<b>0</b>	<b>46</b>

<b>Punting</b>	<b>No.</b>	<b>Yds</b>	<b>Avg</b>	<b>Long</b>	<b>In20</b>	<b>TB</b>
Jimmy Howell	4	181	45.2	51	0	1
<b>Totals</b>	<b>4</b>	<b>181</b>	<b>45.2</b>	<b>51</b>	<b>0</b>	<b>1</b>

<b>Returns</b>	<b>Punt</b>			<b>Kickoff</b>			<b>Intercept</b>		
	<b>No</b>	<b>Yds</b>	<b>Lg</b>	<b>No</b>	<b>Yds</b>	<b>Lg</b>	<b>No</b>	<b>Yds</b>	<b>Lg</b>
LoVante Battle	1	0	0	0	0	0	0	0	0
Dominique Terrell	1	2	2	0	0	0	0	0	0
Darius Jennings	1	3	3	5	96	30	0	0	0
Rijo Walker	0	0	0	0	0	0	1	0	0
Khalek Shepherd	0	0	0	1	17	17	0	0	0
<b>Totals</b>	<b>3</b>	<b>5</b>	<b>3</b>	<b>6</b>	<b>113</b>	<b>30</b>	<b>1</b>	<b>0</b>	<b>0</b>

<b>Field goals</b>	<b>Qtr</b>	<b>Time</b>	<b>Dist</b>	<b>Result</b>
Robert Randolph	1st	07:04	42 yards	Good
Robert Randolph	2nd	11:09	44 yards	Good
Robert Randolph	2nd	00:00	23 yards	Good
Robert Randolph	4th	00:00	23 yards	Good

<b>Kickoffs</b>	<b>No.</b>	<b>Yards</b>	<b>Avg</b>	<b>TB</b>	<b>OB</b>
Chris Hinkebein	6	405	67.5	1	0

<b>All-purpose</b>	<b>Run</b>	<b>Rcv</b>	<b>KR</b>	<b>PR</b>	<b>IR</b>	<b>Total</b>
Perry Jones	78	85	0	0	0	163
Darius Jennings	0	13	96	3	0	112
Clifton Richardson	41	0	0	0	0	41
Kevin Parks	37	0	0	0	0	37

**Indiana**

<b>Rushing</b>	<b>No.</b>	<b>Gain</b>	<b>Loss</b>	<b>Net</b>	<b>TD</b>	<b>Lg</b>	<b>Avg</b>
Wright-Baker, Edward	15	75	27	48	0	20	3.2
Robert, D'Angelo	11	52	4	48	0	27	4.4
Perez, Matt	13	50	3	47	2	11	3.6
Hughes, Kofi	1	8	0	8	0	8	8.0
Roberson, Tre	1	0	3	-3	0	0	-3.0
<b>Totals</b>	<b>41</b>	<b>185</b>	<b>37</b>	<b>148</b>	<b>2</b>	<b>27</b>	<b>3.6</b>

<b>Passing</b>	<b>C-A-I</b>	<b>Yds</b>	<b>TD</b>	<b>Long</b>	<b>Sack</b>
Wright-Baker, Edward	16-30-1	171	1	20	3
Schell, Teddy	0-1-0	0	0	0	0
<b>Totals</b>	<b>16-31-1</b>	<b>171</b>	<b>1</b>	<b>20</b>	<b>3</b>

<b>Receiving</b>	<b>No.</b>	<b>Yards</b>	<b>TD</b>	<b>Long</b>
Wilson, Duwyce	5	60	1	18
Hughes, Kofi	5	44	0	18
Belcher, Damarlo	4	53	0	20
Latimer, Cody	1	9	0	9
Perez, Matt	1	5	0	5
<b>Totals</b>	<b>16</b>	<b>171</b>	<b>1</b>	<b>20</b>

<b>Punting</b>	<b>No.</b>	<b>Yds</b>	<b>Avg</b>	<b>Long</b>	<b>In20</b>	<b>TB</b>
Pines, Adam	4	150	37.5	43	1	0
<b>Totals</b>	<b>4</b>	<b>150</b>	<b>37.5</b>	<b>43</b>	<b>1</b>	<b>0</b>

<b>Returns</b>	<b>Punt</b>			<b>Kickoff</b>			<b>Intercept</b>		
	<b>No</b>	<b>Yds</b>	<b>Lg</b>	<b>No</b>	<b>Yds</b>	<b>Lg</b>	<b>No</b>	<b>Yds</b>	<b>Lg</b>
Muhammad, Dre	1	8	8	0	0	0	0	0	0
Heban, Greg	0	0	0	0	0	0	2	0	0
Wynn, Shane	0	0	0	5	74	26	0	0	0
<b>Totals</b>	<b>1</b>	<b>8</b>	<b>8</b>	<b>5</b>	<b>74</b>	<b>26</b>	<b>2</b>	<b>0</b>	<b>0</b>

<b>Field goals</b>	<b>Qtr</b>	<b>Time</b>	<b>Dist</b>	<b>Result</b>
Ewald, Mitch	1st	12:38	48 yards	Blocked
Ewald, Mitch	2nd	13:48	37 yards	Good

<b>Kickoffs</b>	<b>No.</b>	<b>Yards</b>	<b>Avg</b>	<b>TB</b>	<b>OB</b>
Ewald, Mitch	6	391	65.2	0	0

<b>All-purpose</b>	<b>Run</b>	<b>Rcv</b>	<b>KR</b>	<b>PR</b>	<b>IR</b>	<b>Total</b>
Wynn, Shane	0	0	74	0	0	74
Wilson, Duwyce	0	60	0	0	0	60
Belcher, Damarlo	0	53	0	0	0	53
Perez, Matt	47	5	0	0	0	52

FUMBLES: Virginia-Perry Jones 1-1; LoVante Battle 1-1. Indiana-Wright-Baker, Edward 1-1; Wynn, Shane 1-1.





**Defensive Statistics (Final)**  
**2011 University of Virginia Football**  
**Virginia vs Indiana (Sep 10, 2011 at Bloomington, Ind.)**



##	Virginia	Solo	Ast	Total	Sacks-Yds	TFL-Yds	FF	FR-Yds	Int-Yds	BrUp	Blks	QBH
9	LaRoy Reynolds	6	3	9	-	1.0-4	-	-	-	-	-	-
13	Chase Minnifield	7	0	7	1.0-6	2.0-8	-	-	-	1	-	-
94	Matt Conrath	5	2	7	-	1.0-3	-	-	-	-	1	-
53	Steve Greer	3	4	7	-	-	-	-	-	-	-	-
26	Ausar Walcott	4	2	6	-	-	-	-	-	1	-	-
7	Corey Mosley	4	1	5	-	-	-	-	-	-	-	-
1	Demetrious Nicholson	4	0	4	-	1.0-3	-	-	-	1	-	-
4	Rodney McLeod	4	0	4	-	1.0-1	-	-	-	-	-	-
56	Cam Johnson	3	0	3	1.0-9	2.0-11	1	1-0	-	1	-	-
47	Bill Schautz	1	2	3	-	1.0-1	-	-	-	1	-	-
93	Will Hill	1	2	3	1.0-8	1.0-8	-	-	-	-	-	-
83	Jake McGee	2	0	2	-	-	1	-	-	-	-	-
42	Brian Oden	1	1	2	-	-	-	-	-	-	-	-
90	Jake Snyder	1	1	2	-	-	-	-	-	-	-	-
23	Dom Joseph	1	0	1	-	-	-	1-0	-	-	-	-
36	Max Milien	1	0	1	-	-	-	-	-	-	-	-
22	Dreguan Hoskey	1	0	1	-	-	-	-	-	-	-	-
52	Aaron Taliaferro	0	1	1	-	-	-	-	-	-	-	-
96	Nick Jenkins	0	1	1	-	-	-	-	-	-	-	-
27	Rijo Walker	0	0	0	-	-	-	-	1-0	-	-	-
<b>Totals</b>		<b>49</b>	<b>20</b>	<b>69</b>	<b>3.0-23</b>	<b>10.0-39</b>	<b>2</b>	<b>2-0</b>	<b>1-0</b>	<b>5</b>	<b>1</b>	<b>0</b>

##	Indiana	Solo	Ast	Total	Sacks-Yds	TFL-Yds	FF	FR-Yds	Int-Yds	BrUp	Blks	QBH
53	Thomas, Jeff	7	0	7	-	2.0-3	-	-	-	1	-	-
29	Adkins, Chris	7	0	7	-	1.0-3	-	-	-	-	-	-
9	Heban, Greg	6	1	7	-	-	-	-	2-0	1	-	-
93	Jones, Fred	5	1	6	1.0-7	1.0-7	-	-	-	-	-	-
39	McGhee, Brandon	4	1	5	-	-	-	-	-	-	-	-
23	Barnett, Lawrence	4	0	4	-	-	-	1-54	-	-	-	-
47	Hoobler, Chase	3	1	4	-	1.0-1	-	-	-	-	-	-
97	Black Jr., Larry	2	2	4	-	-	-	-	-	1	-	-
44	Johnson, Darius	2	2	4	-	-	-	-	-	-	-	-
30	Drane, Jarrell	3	0	3	-	1.0-10	1	-	-	-	-	-
10	Jones, Donnell	2	1	3	-	-	-	-	-	-	-	-
75	Sliger, Nicholas	2	1	3	-	-	-	-	-	-	-	-
8A	Hardin, Drew	2	0	2	-	-	-	-	-	-	-	-
31	Rose, Lee	2	0	2	-	-	-	-	-	-	-	-
37	Murphy, Mark	1	0	1	-	-	-	-	-	-	-	-
98	Replogle, Adam	1	0	1	-	-	-	-	-	1	-	-
4	Hardin, Forisse	1	0	1	-	-	-	-	-	-	-	-
16	Ewald, Mitch	1	0	1	-	-	-	-	-	-	-	-
69	Mentzer, Mick	0	0	0	-	-	-	-	-	1	-	-
13	Hughes, Kofi	0	0	0	-	-	-	1-0	-	-	-	-
<b>Totals</b>		<b>55</b>	<b>10</b>	<b>65</b>	<b>1.0-7</b>	<b>6.0-24</b>	<b>1</b>	<b>2-54</b>	<b>2-0</b>	<b>5</b>	<b>0</b>	<b>0</b>



**Participation Report (Final)**  
**2011 University of Virginia Football**  
**Virginia vs Indiana (Sep 10, 2011 at Bloomington, Ind.)**



**Virginia**

<b>Pos</b>	<b>##</b>	<b>OFFENSE</b>
WR	18	Kris Burd
LT	72	Oday Aboushi
LG	63	Austin Pasztor
C	68	Anthony Mihota
RG	70	Luke Bowanko
RT	78	Morgan Moses
TE	88	Paul Freedman
TE	81	Jeremiah Mathis
QB	16	Michael Rocco
TB	33	Perry Jones
WR	20	Tim Smith

<b>Pos</b>	<b>##</b>	<b>DEFENSE</b>
DE	90	Jake Snyder
DT	94	Matt Conrath
DT	96	Nick Jenkins
DE	56	Cam Johnson
WLB	9	LaRoy Reynolds
MLB	53	Steve Greer
SLB	26	Ausar Walcott
CB	1	Demetrious Nicholson
FS	7	Corey Mosley
SS	4	Rodney McLeod
CB	13	Chase Minnifield

**Indiana**

<b>Pos</b>	<b>##</b>	<b>OFFENSE</b>
WR	13	Hughes, Kofi
TE	41	Dedmond, Max
LT	72	McDonald, Andrew
LG	65	Damisch, Marc
C	60	Matte, Will
RG	76	Evers, Cody
RT	70	Pagan, Justin
QB	7	Wright-Baker, Edward
RB	24	Perez, Matt
WR	81	Wilson, Duwyce
WR	88	Belcher, Damarlo

<b>Pos</b>	<b>##</b>	<b>DEFENSE</b>
LE	44	Johnson, Darius
DT	97	Black Jr., Larry
DT	98	Repogle, Adam
RE	25	Phillis, Ryan
WLB	39	McGhee, Brandon
MLB	53	Thomas, Jeff
SLB	47	Hoobler, Chase
LCB	9	Heban, Greg
FS	29	Adkins, Chris
SS	30	Drane, Jarrell
RCB	23	Barnett, Lawrence

Virginia: 2-Dominique Terrell, 2J-Jacob Hodges, 3-Robert Randolph, 4F-Matt Fortin, 5-David Watford, 6-Darius Jennings, 7M-Kyle McCartin, 8-Jimmy Howell, 10-Clifton Richardson, 11-Chris Hinkebein, 14-Matt Snyder, 17-Miles Gooch, 21-Brandon Phelps, 22-Drequan Hoskey, 23-Dom Joseph, 25-Kevin Parks, 27-Rijo Walker, 28-Anthony Harris, 29-D.J. Hill, 30-Daquan Romero, 34-Terence Fells-Danzer, 36-Max Milien, 37-LoVante Battle, 38-Khalek Shepherd, 39-Tucker Windle, 42-Brian Oden, 43-Kameron Mack, 44-Henry Coley, 47-Bill Schautz, 52-Aaron Taliaferro, 54-Justin Renfrow, 71-Matt Mihalik, 74-Conner Davis, 79-Sean Cascarano, 83-Jake McGee, 86-Ray Keys, 87-Zachary Swanson, 91-Thompson Brown, 93-Will Hill, 99-Brent Urban.

Indiana: 1A-Schell, Teddy, 1-Wynn, Shane, 3-Latimer, Cody, 4-Hardin, Forisse, 5-Roberson, Tre, 8A-Hardin, Drew, 10-Jones, Donnell, 12-Houston, Stephen, 14-Stoner, Nick, 15-Mccants, Jay, 16-Ewald, Mitch, 17-Hunter, Michael, 18-Pines, Adam, 20-Robert, D'Angelo, 22-Mullen, Kenny, 26-Tumer, Nick, 31-Rose, Lee, 33-Shaw, Zack, 34-Bush, Kevin, 37-Murphy, Mark, 40-Zakrzewski, Matt, 45-Carr-Watson, D, 49-Dahlstrom, Griffin, 55-Michalek, Jake, 69-Mentzer, Mick, 71-Ivan, Bill, 73-Taylor, Bernard, 74-Chapman, Charlie, 75-Sliger, Nicholas, 82-Muhammad, Dre, 83-Bolser, Ted, 90-Reed, Jake, 91-Dooley, Matt, 93-Jones, Fred.



**Drive Chart (By Team) (Final)**  
**2011 University of Virginia Football**  
**Virginia vs Indiana (Sep 10, 2011 at Bloomington, Ind.)**



Team	Qtr	Drive Started			Drive Ended			Consumed	
		Spot	Time	Obtained	Spot	Time	How lost	PI - Yds	TOP
VA	1st	V19	15:00	Kickoff	V19	14:48	Interception	1 - 0	0:12
VA		V30	12:38	Missed FG	I25	07:04	*FIELD GOAL	9 - 45	5:34
VA		V38	04:54	Punt	I45	03:30	Punt	4 - 17	1:24
VA	2nd	V28	13:48	Kickoff	I27	11:09	*FIELD GOAL	8 - 45	2:39
VA		V20	07:33	Punt	V29	05:28	Punt	3 - 9	2:05
VA		V34	03:19	Punt	I00	00:22	*TOUCHDOWN	7 - 66	2:57
VA		I06	00:22	Fumble	I06	15:00	*FIELD GOAL	4 - 0	0:22
VA	3rd	I38	14:44	Interception	I00	12:59	*TOUCHDOWN	4 - 38	1:45
VA		V08	09:04	Kickoff	V02	07:55	Punt	3 - (6)	1:09
VA		V08	04:01	Downs	V13	02:06	Punt	3 - 5	1:55
VA		V19	00:00	Punt	V19	00:42	Fumble	0 - 0	0:00
VA	4th	V34	14:29	Kickoff	I46	12:01	Fumble	5 - 20	2:28
VA		V30	12:01	Kickoff	I38	10:11	Interception	4 - 32	1:50
VA		V23	06:34	Kickoff	I00	01:36	*TOUCHDOWN	15 - 77	4:58
VA		I14	01:13	Fumble	I06	00:00	*FIELD GOAL	4 - 8	1:13

Virginia	1st Qtr	2nd Qtr	3rd Qtr	4th Qtr	1st Half	2nd Half	Total
Time of possession	07:10	08:03	04:49	10:29	15:13	15:18	30:31
3rd down conversions	0-2	2-5	1-3	3-5	2-7	4-8	6-15
Average field position	V29	V44	V26	V43	V37	V35	V36
4th down conversions	0-0	0-0	0-0	1-1	0-0	1-1	1-1

Team	Qtr	Drive Started			Drive Ended			Consumed	
		Spot	Time	Obtained	Spot	Time	How lost	PI - Yds	TOP
IND	1st	I48	14:48	Interception	V30	12:38	Missed FG	7 - 22	2:10
IND		I19	06:58	Kickoff	I21	04:54	Punt	4 - 2	2:04
IND		I20	03:30	Punt	V20	13:48	*FIELD GOAL	11 - 60	4:42
IND	2nd	I20	11:09	Kickoff	V49	07:33	Punt	9 - 31	3:36
IND		I25	05:28	Punt	I30	03:19	Punt	4 - 5	2:09
IND		I09	00:32	Kickoff	I06	00:22	Fumble	0 - (3)	0:10
IND	3rd	I22	15:00	Kickoff	I22	14:44	Interception	1 - 0	0:16
IND		I32	12:59	Kickoff	V00	09:04	*TOUCHDOWN	10 - 68	3:55
IND		V45	07:55	Punt	V08	04:01	Downs	9 - 37	3:54
IND		I48	02:06	Punt	I42	00:42	Punt	3 - (6)	1:24
IND		V19	00:42	Fumble	V00	14:29	*TOUCHDOWN	5 - 19	1:13
IND	4th	I46	12:01	Fumble	I46	12:01	*TOUCHDOWN	0 - 0	0:00
IND		I24	10:11	Interception	V00	06:34	*TOUCHDOWN	8 - 76	3:37
IND		I18	01:36	Kickoff	I14	01:13	Fumble	3 - (4)	0:23

Indiana	1st Qtr	2nd Qtr	3rd Qtr	4th Qtr	1st Half	2nd Half	Total
Time of possession	07:50	06:57	10:11	04:31	14:47	14:42	29:29
3rd down conversions	2-4	2-5	2-4	2-3	4-9	4-7	8-16
Average field position	I29	I22	I47	I21	I26	I40	I34
4th down conversions	0-0	0-0	0-1	0-0	0-0	0-1	0-1



**Drive Chart (By Quarter) (Final)**  
**2011 University of Virginia Football**  
**Virginia vs Indiana (Sep 10, 2011 at Bloomington, Ind.)**



Team	Qtr	Drive Started			Drive Ended			Consumed	
		Spot	Time	Obtained	Spot	Time	How lost	PI - Yds	TOP
VA	1st	V19	15:00	Kickoff	V19	14:48	Interception	1 - 0	0:12
IND		I48	14:48	Interception	V30	12:38	Missed FG	7 - 22	2:10
VA		V30	12:38	Missed FG	I25	07:04	*FIELD GOAL	9 - 45	5:34
IND		I19	06:58	Kickoff	I21	04:54	Punt	4 - 2	2:04
VA		V38	04:54	Punt	I45	03:30	Punt	4 - 17	1:24
IND		I20	03:30	Punt	V20	13:48	*FIELD GOAL	11 - 60	4:42
VA	2nd	V28	13:48	Kickoff	I27	11:09	*FIELD GOAL	8 - 45	2:39
IND		I20	11:09	Kickoff	V49	07:33	Punt	9 - 31	3:36
VA		V20	07:33	Punt	V29	05:28	Punt	3 - 9	2:05
IND		I25	05:28	Punt	I30	03:19	Punt	4 - 5	2:09
VA		V34	03:19	Punt	I00	00:22	*TOUCHDOWN	7 - 66	2:57
IND		I09	00:32	Kickoff	I06	00:22	Fumble	0 - (3)	0:10
VA		I06	00:22	Fumble	I06	15:00	*FIELD GOAL	4 - 0	0:22
IND	3rd	I22	15:00	Kickoff	I22	14:44	Interception	1 - 0	0:16
VA		I38	14:44	Interception	I00	12:59	*TOUCHDOWN	4 - 38	1:45
IND		I32	12:59	Kickoff	V00	09:04	*TOUCHDOWN	10 - 68	3:55
VA		V08	09:04	Kickoff	V02	07:55	Punt	3 - (6)	1:09
IND		V45	07:55	Punt	V08	04:01	Downs	9 - 37	3:54
VA		V08	04:01	Downs	V13	02:06	Punt	3 - 5	1:55
IND		I48	02:06	Punt	I42	00:42	Punt	3 - (6)	1:24
VA		V19	00:00	Punt	V19	00:42	Fumble	0 - 0	0:00
IND		V19	00:42	Fumble	V00	14:29	*TOUCHDOWN	5 - 19	1:13
VA	4th	V34	14:29	Kickoff	I46	12:01	Fumble	5 - 20	2:28
IND		I46	12:01	Fumble	I46	12:01	*TOUCHDOWN	0 - 0	0:00
VA		V30	12:01	Kickoff	I38	10:11	Interception	4 - 32	1:50
IND		I24	10:11	Interception	V00	06:34	*TOUCHDOWN	8 - 76	3:37
VA		V23	06:34	Kickoff	I00	01:36	*TOUCHDOWN	15 - 77	4:58
IND		I18	01:36	Kickoff	I14	01:13	Fumble	3 - (4)	0:23
VA		I14	01:13	Fumble	I06	00:00	*FIELD GOAL	4 - 8	1:13



## Play-by-Play Summary (1st quarter)

### Virginia vs Indiana (Sep 10, 2011 at Bloomington, Ind.)



Indiana wins defers. Virginia receives and defends north goal

- 1-10 VA 30 IND ball on IND30.  
Ewald, Mitch kickoff 68 yards to the VA2, Jennings,D return 17 yards to the VA19 (Rose, Lee).
- 1-10 VA 19 Rocco,M pass intercepted by Heban, Greg at the IND48, Heban, Greg return 0 yards to the IND48.

*1 play, 0 yards, 0:12*

**INDIANA drive start at 14:48.**

- 1-10 IND 48 Wright-Baker, E pass incomplete to Belcher, D..
- 2-10 IND 48 Wright-Baker, E rush for 7 yards to the VA45 (Jenkins,N;Greer,S).
- 3-3 VA 45 Wright-Baker, E pass complete to Hughes, Kofi for 18 yards to the VA27, 1ST DOWN IND (Walcott,A). P1
- 1-10 VA 27 Perez, Matt rush for loss of 3 yards to the VA30 (Nicholson,D).
- 2-13 VA 30 Wright-Baker, E pass complete to Wilson, Duwyce for no gain to the VA30 (Hill,W;Reynolds,L), PENALTY IND personal foul off-setting, PENALTY VA personal foul off-setting.
- 3-13 VA 30 Wright-Baker, E pass incomplete to Hughes, Kofi.
- 4-13 VA 30 Ewald, Mitch field goal attempt from 48 BLOCKED, recovered by VA Conrath,M at VA30 spot at VA30, clock 12:38 (blocked by Conrath,M), 09 for 9 yards to the VA39 (Ewald, Mitch).  
*7 plays, 22 yards, 7:44*
- 1-10 VA 39 Jones,P rush for 3 yards to the VA42 (Black Jr., L.).
- 2-7 VA 42 Jones,P rush for 10 yards to the IND48, 1ST DOWN VA (Drane, Jarrell). R1
- 1-10 IND 48 Rocco,M pass complete to Mathis,J for 8 yards to the IND40 (Heban, Greg).
- 2-2 IND 40 Parks,K rush for 3 yards to the IND37, 1ST DOWN VA (Jones, Fred). R2
- 1-10 IND 37 Rocco,M pass complete to Freedman,P for 22 yards to the IND15, 1ST DOWN VA (Adkins, Chris). P3
- 1-10 IND 15 Jones,P rush for 3 yards to the IND12 (Sliger, N.;Johnson, Darius).
- 2-7 IND 12 PENALTY VA false start 5 yards to the IND17.
- 2-12 IND 17 Parks,K rush for loss of 1 yard to the IND18 (Thomas, Jeff).
- 3-13 IND 18 PENALTY VA false start 5 yards to the IND23.
- 3-18 IND 23 PENALTY VA delay of game 5 yards to the IND28.
- 3-23 IND 28 Jones,P rush for 3 yards to the IND25 (Barnett, L.).
- 4-20 IND 25 Randolph,R field goal attempt from 42 GOOD, clock 07:04.

**Virginia 3, Indiana 0**

*9 plays, 36 yards, 0:00*

Hinkebein,C kickoff 65 yards to the IND5, Wynn, Shane return 14 yards to the IND19 (McGee,J).

**INDIANA drive start at 06:58.**

- 1-10 IND 19 Wright-Baker, E pass complete to Belcher, D. for 11 yards to the IND30, 1ST DOWN IND (Walcott,A). P2
- 1-10 IND 30 Timeout Indiana, clock 06:20.
- 1-10 IND 30 Roberson, Tre rush for loss of 3 yards to the IND27 (Conrath,M).
- 2-13 IND 27 Wright-Baker, E sacked for loss of 6 yards to the IND21 (Minnifield,C).
- 3-19 IND 21 Wright-Baker, E pass incomplete to Belcher, D. (Minnifield,C).
- 4-19 IND 21 Pines, Adam punt 43 yards to the VA36, Terrell,D return 2 yards to the VA38 (Heban, Greg).  
*4 plays, 2 yards, 2:04*

**VIRGINIA drive start at 04:54.**

- 1-10 VA 38 Parks,K rush for 16 yards to the IND46, 1ST DOWN VA (McGhee, Brandon). R4
- 1-10 IND 46 Rocco,M pass incomplete to Snyder,M.
- 2-10 IND 46 Jones,P rush for 1 yard to the IND45 (Sliger, N.).
- 3-9 IND 45 Rocco,M pass incomplete to Snyder,M (Replogle, Adam).
- 4-9 IND 45 Howell,J punt 45 yards to the INDO, touchback.  
*4 plays, 17 yards, 1:24*

**INDIANA drive start at 03:30.**

- 1-10 IND 20 Roberts, D. rush for 8 yards to the IND28 (Mosley,C).
- 2-2 IND 28 Roberts, D. rush for loss of 1 yard to the IND27 (McLeod,R).
- 3-3 IND 27 Wright-Baker, E pass complete to Belcher, D. for 8 yards to the IND35, 1ST DOWN IND (Joseph,D). P3
- 1-10 IND 35 Roberts, D. rush for 27 yards to the VA38, 1ST DOWN IND (Minnifield,C). R4
- 1-10 VA 38 Wright-Baker, E pass complete to Latimer, Cody for 9 yards to the VA29 (Reynolds,L).
- 2-1 VA 29 Roberts, D. rush for 2 yards to the VA27, 1ST DOWN IND (Walcott,A). R5
- 1-10 VA 27 Wright-Baker, E rush for 20 yards to the VA7, 1ST DOWN IND (Minnifield,C). R6

**END OF 1st QUARTER: Virginia 3, Indiana 0**

Quarter Summary	Score	Time Poss	1st Downs				Conversions		Rushing	Passing	Penalties
			R	P	X	T	3rd	4th			
Virginia	3	01:36	3	1	0	4	0-2	0-0	8-38	2-5-1-30	3-15
Indiana	0	13:18	3	3	0	6	1-3	0-0	9-51	5-8-0-46	0-0



Quickie Statistics (1st quarter only)  
Virginia vs Indiana (Sep 10, 2011 at Bloomington, Ind.)



	VA	IND
Score	3	0
<b>FIRST DOWNS</b>	4	6
<b>RUSHES-YARDS (NET)</b>	8-38	9-51
<b>PASSING YDS (NET)</b>	30	46
Passes Att-Comp-Int	5-2-1	8-5-0
<b>TOTAL OFFENSE PLAYS-YARDS</b>	13-68	17-97
Fumble Returns-Yards	0-0	0-0
Punt Returns-Yards	1-2	0-0
Kickoff Returns-Yards	1-17	1-14
Interception Returns-Yards	0-0	1-0
Punts (Number-Avg)	1-45.0	1-43.0
Fumbles-Lost	0-0	0-0
Penalties-Yards	3-15	0-0
Possession Time	01:36	13:18
Third-Down Conversions	0 of 2	2 of 4
Fourth-Down Conversions	0 of 0	0 of 0

Virginia

Rushing	No.	Gain	Loss	Net	TD	Lg	Avg
Perry Jones	5	20	0	20	0	10	4.0
Kevin Parks	3	19	1	18	0	16	6.0

Passing	C-A-I	Yds	TD	Long	Sack
Michael Rocco	2-5-1	30	0	22	0

Receiving	No.	Yards	TD	Long
Paul Freedman	1	22	0	22
Jeremiah Mathis	1	8	0	8

Punting	No.	Yds	Avg	Long	In20	TB
Jimmy Howell	1	45	45.0	45	0	1

Punt Returns	No.	Yards	TD	Long
Dominique Terrell	1	2	0	2

Kick Returns	No.	Yards	TD	Long
Darius Jennings	1	17	0	17

Tackles	UA-A	Total	Sacks	TFL
Ausar Walcott	3-0	3	0.0	0.0
Chase Minnifield	3-0	3	1.0	1.0
LaRoy Reynolds	1-1	2	0.0	0.0
Rodney McLeod	1-0	1	0.0	1.0

Indiana

Rushing	No.	Gain	Loss	Net	TD	Lg	Avg
Robert, D'Angelo	4	37	1	36	0	27	9.0
Wright-Baker, Edward	3	27	6	21	0	20	7.0
Roberson, Tre	1	0	3	-3	0	0	-3.0
Perez, Matt	1	0	3	-3	0	0	-3.0

Passing	C-A-I	Yds	TD	Long	Sack
Wright-Baker, Edward	5-8-0	46	0	18	1

Receiving	No.	Yards	TD	Long
Belcher, Damarlo	2	19	0	11
Hughes, Kofi	1	18	0	18
Latimer, Cody	1	9	0	9
Wilson, Duwyce	1	0	0	0

Punting	No.	Yds	Avg	Long	In20	TB
Pines, Adam	1	43	43.0	43	0	0

Punt Returns	No.	Yards	TD	Long

Kick Returns	No.	Yards	TD	Long
Wynn, Shane	1	14	0	14

Tackles	UA-A	Total	Sacks	TFL
Heban, Greg	2-0	2	0.0	0.0
Sliger, Nicholas	1-1	2	0.0	0.0
Thomas, Jeff	1-0	1	0.0	1.0
Adkins, Chris	1-0	1	0.0	0.0

Qtr	Time	Scoring Play	V-H
1st	07:04	VA - Robert Randolph 42 yd field goal, 9-45 0:00	3 - 0



## Play-by-Play Summary (2nd quarter)

### Virginia vs Indiana (Sep 10, 2011 at Bloomington, Ind.)



1-G VA 07 Start of 2nd quarter, clock 15:00.  
 1-G VA 07 Wright-Baker, E rush for 3 yards to the VA4 (Minnifield,C).  
 2-G VA 04 Roberts, D. rush for loss of 1 yard to the VA5 (Schautz,B).  
 3-G VA 05 PENALTY IND personal foul (Bolser, Ted) 15 yards to the VA20.  
 3-G VA 20 Wright-Baker, E pass incomplete to Belcher, D. (Schautz,B).  
 4-G VA 20 Ewald, Mitch field goal attempt from 37 GOOD, clock 13:48.

#### Indiana 3, Virginia 3

*11 plays, 60 yards, 4:42*

Ewald, Mitch kickoff 69 yards to the VA1, Jennings,D return 27 yards to the VA28 (Heban, Greg).

#### VIRGINIA drive start at 13:48.

1-10 VA 28 Rocco,M pass incomplete (Black Jr., L.).  
 2-10 VA 28 Richardson,C rush for 20 yards to the VA48, 1ST DOWN VA (Mcghee, Brandon). R5  
 1-10 VA 48 Richardson,C rush for 3 yards to the IND49 (Johnson, Darius).  
 2-7 IND 49 Rocco,M pass complete to Burd,K for 19 yards to the IND30, 1ST DOWN VA (Heban, Greg). P6  
 1-10 IND 30 Parks,K rush for 3 yards to the IND27 (Heban, Greg).  
 2-7 IND 27 Rocco,M pass incomplete to Snyder,M (Mentzer, Mick).  
 3-7 IND 27 Rocco,M pass incomplete to Jones,P (Thomas, Jeff).  
 4-7 IND 27 Randolph,R field goal attempt from 44 GOOD, clock 11:09.

#### Virginia 6, Indiana 3

*8 plays, 45 yards, 2:39*

Hinkebein,C kickoff 70 yards to the IND0, touchback.

#### INDIANA drive start at 11:09.

1-10 IND 20 Wright-Baker, E rush for 7 yards to the IND27 (Greer,S).  
 2-3 IND 27 Perez, Matt rush for 2 yards to the IND29 (Schautz,B;Hill,W).  
 3-1 IND 29 Perez, Matt rush for 1 yard to the IND30, 1ST DOWN IND (Walcott,A;Snyder,J). R7  
 1-10 IND 30 Perez, Matt rush for 4 yards to the IND34 (Snyder,J).  
 2-6 IND 34 Perez, Matt rush for 1 yard to the IND35 (Reynolds,L).  
 3-5 IND 35 Wright-Baker, E pass complete to Hughes, Kofi for 13 yards to the IND48, 1ST DOWN IND. P8  
 1-10 IND 48 Wright-Baker, E pass incomplete to Belcher, D. (Nicholson,D).  
 2-10 IND 48 Wright-Baker, E pass incomplete to Latimer, Cody (Walcott,A).  
 3-10 IND 48 Wright-Baker, E rush for 3 yards to the VA49 (Conrath,M).  
 4-7 VA 49 Pines, Adam punt 29 yards to the VA20, fair catch by Minnifield,C.

*9 plays, 31 yards, 3:36*

#### VIRGINIA drive start at 07:33.

1-10 VA 20 Jones,P rush for no gain to the VA20 (Thomas, Jeff).  
 2-10 VA 20 Watford,D rush for 2 yards to the VA22 (Thomas, Jeff).  
 3-8 VA 22 Watford,D pass complete to Snyder,M for 7 yards to the VA29 (Murphy, Mark).  
 4-1 VA 29 Howell,J punt 46 yards to the IND25, fair catch by Muhammad, Dre.

*3 plays, 9 yards, 2:05*

#### INDIANA drive start at 05:28.

1-10 IND 25 Wright-Baker, E pass complete to Belcher, D. for 14 yards to the IND39, 1ST DOWN IND P9  
 (Minnifield,C).  
 1-10 IND 39 Roberts, D. rush for 1 yard to the IND40 (Johnson,C).  
 2-9 IND 40 Wright-Baker, E pass incomplete to Wilson, Duwyce.  
 3-9 IND 40 PENALTY IND holding (Evers, Cody) 10 yards to the IND30.  
 3-19 IND 30 Wright-Baker, E pass incomplete to Latimer, Cody.  
 4-19 IND 30 Pines, Adam punt 39 yards to the VA31, Jennings,D return 3 yards to the VA34.

*4 plays, 5 yards, 2:09*

#### VIRGINIA drive start at 03:19.

1-10 VA 34 Rocco,M pass incomplete to Burd,K.  
 2-10 VA 34 Parks,K rush for 5 yards to the VA39 (Adkins, Chris).  
 3-5 VA 39 Rocco,M pass complete to Jones,P for 46 yards to the IND15, 1ST DOWN VA (Drane, Jarrell). P7  
 1-10 IND 15 Parks,K rush for loss of 2 yards to the IND17 (Thomas, Jeff).  
 2-12 IND 17 Rocco,M pass complete to Keys,R for 8 yards to the IND9 (Adkins, Chris).  
 3-4 IND 09 Rocco,M pass complete to Snyder,M for 8 yards to the IND1, 1ST DOWN VA (Jones, Donnell), P8  
 PENALTY IND personal foul (Thomas, Jeff) 0 yards to the IND1.  
 1-G IND 01 Parks,K rush for 1 yard to the IND0, TOUCHDOWN, clock 00:32.  
 1-G IND 03 Randolph,R kick attempt good.

#### Virginia 13, Indiana 3

*7 plays, 66 yards, 2:47*

Hinkebein,C kickoff 66 yards to the IND4, Wynn, Shane return 5 yards to the IND9, fumble forced by McGee,J, fumble by Wynn, Shane recovered by VA Joseph,D at IND6.

#### VIRGINIA drive start at 00:22.

1-G IND 06 Timeout Indiana, clock 00:22.  
 1-G IND 06 Rocco,M pass incomplete to Smith, T (Heban, Greg).  
 2-G IND 06 Jones,P rush for 1 yard to the IND5 (Black Jr., L.;Mcghee, Brandon).  
 3-G IND 05 Timeout Virginia, clock 00:11.  
 3-G IND 05 Rocco,M pass complete to Jones,P for loss of 1 yard to the IND6 (Hoobler, Chase).



Play-by-Play Summary (2nd quarter)  
Virginia vs Indiana (Sep 10, 2011 at Bloomington, Ind.)



4-G IND 06 Timeout Virginia, clock 00:03.  
4-G IND 06 Timeout Indiana, clock 00:03.  
4-G IND 06 Randolph,R field goal attempt from 23 GOOD, clock 00:00.

**Virginia 16, Indiana 3**

End of half, clock 00:00.

*4 plays, 0 yards, 0:22*

**END OF 2nd QUARTER: Virginia 16, Indiana 3**

Quarter Summary	Score	Time Poss	1st Downs				Conversions		Rushing	Passing	Penalties
			R	P	X	T	3rd	4th			
Virginia	13	07:53	1	3	0	4	2-5	0-0	9-33	6-11-0-87	0-0
Indiana	3	07:07	1	2	0	3	2-5	0-0	9-21	2-7-0-27	3-25





Quickie Statistics (2nd quarter only)  
Virginia vs Indiana (Sep 10, 2011 at Bloomington, Ind.)



	VA	IND
Score	13	3
<b>FIRST DOWNS</b>	4	3
<b>RUSHES-YARDS (NET)</b>	9-33	9-21
<b>PASSING YDS (NET)</b>	87	27
Passes Att-Comp-Int	11-6-0	7-2-0
<b>TOTAL OFFENSE PLAYS-YARDS</b>	20-120	16-48
Fumble Returns-Yards	0-0	0-0
Punt Returns-Yards	1-3	0-0
Kickoff Returns-Yards	1-27	1-2
Interception Returns-Yards	0-0	0-0
Punts (Number-Avg)	1-46.0	2-34.0
Fumbles-Lost	0-0	1-1
Penalties-Yards	0-0	3-25
Possession Time	07:53	07:07
Third-Down Conversions	2 of 5	2 of 5
Fourth-Down Conversions	0 of 0	0 of 0

Virginia

Rushing	No.	Gain	Loss	Net	TD	Lg	Avg
Clifton Richardson	2	23	0	23	0	20	11.5
Kevin Parks	4	9	2	7	1	5	1.8
David Watford	1	2	0	2	0	2	2.0
Perry Jones	2	1	0	1	0	1	0.5

Passing	C-A-I	Yds	TD	Long	Sack
Michael Rocco	5-10-0	80	0	46	0
David Watford	1-1-0	7	0	7	0

Receiving	No.	Yards	TD	Long
Perry Jones	2	45	0	46
Matt Snyder	2	15	0	8
Kris Burd	1	19	0	19
Ray Keys	1	8	0	8

Punting	No.	Yds	Avg	Long	In20	TB
Jimmy Howell	1	46	46.0	46	0	0

Punt Returns	No.	Yards	TD	Long
Darius Jennings	1	3	0	3

Kick Returns	No.	Yards	TD	Long
Darius Jennings	1	27	0	27

Tackles	UA-A	Total	Sacks	TFL
Chase Minnifield	2-0	2	0.0	0.0
Jake Snyder	1-1	2	0.0	0.0
Bill Schautz	1-1	2	0.0	1.0
LaRoy Reynolds	1-0	1	0.0	0.0

Indiana

Rushing	No.	Gain	Loss	Net	TD	Lg	Avg
Wright-Baker, Edward	3	13	0	13	0	7	4.3
Perez, Matt	4	8	0	8	0	4	2.0
Robert, D'Angelo	2	1	1	0	0	1	0.0

Passing	C-A-I	Yds	TD	Long	Sack
Wright-Baker, Edward	2-7-0	27	0	14	0

Receiving	No.	Yards	TD	Long
Belcher, Damarlo	1	14	0	14
Hughes, Kofi	1	13	0	13

Punting	No.	Yds	Avg	Long	In20	TB
Pines, Adam	2	68	34.0	39	0	0

Punt Returns	No.	Yards	TD	Long

Kick Returns	No.	Yards	TD	Long
Wynn, Shane	1	2	0	5

Tackles	UA-A	Total	Sacks	TFL
Thomas, Jeff	3-0	3	0.0	1.0
Heban, Greg	3-0	3	0.0	0.0
Adkins, Chris	2-0	2	0.0	0.0
Mcghee, Brandon	1-1	2	0.0	0.0

Qtr	Time	Scoring Play	V-H
1st	07:04	VA - Robert Randolph 42 yd field goal, 9-45 0:00	3 - 0
2nd	13:48	IND - Ewald, Mitch 37 yd field goal, 11-60 4:42	0 - 3
	11:09	VA - Robert Randolph 44 yd field goal, 8-45 2:39	3 - 3
	00:32	VA - Kevin Parks 1-yd run (Robert Randolph kick), 7-66 2:47	10 - 3
	00:00	VA - Robert Randolph 23 yd field goal, 4-0 0:22	13 - 3



## Play-by-Play Summary (3rd quarter) Virginia vs Indiana (Sep 10, 2011 at Bloomington, Ind.)



Start of 3rd quarter, clock 15:00, VA ball on VA30.

Hinkebein,C kickoff 70 yards to the IND0, Wynn, Shane return 14 yards to the IND14 (Hoskey,D), PENALTY IND holding (Reed, Jake) 7 yards to the IND7, 1st and 10, IND ball on IND7, PENALTY VA personal foul (Brown,T) 15 yards to the IND22, 1st and 10, IND ball on IND22.

**INDIANA drive start at 15:00.**

1-10 IND 22 Wright-Baker, E pass intercepted by Walker,R at the IND38, Walker,R return 0 yards to the IND38.

*1 play, 0 yards, 0:16*

**VIRGINIA drive start at 14:44.**

1-10 IND 38 Jones,P rush for 4 yards to the IND34 (Thomas, Jeff).  
 2-6 IND 34 Jones,P rush for 5 yards to the IND29 (Black Jr., L.).  
 3-1 IND 29 Jones,P rush for 23 yards to the IND6, 1ST DOWN VA (Jones, Fred).  
 1-G IND 06 Parks,K rush for 6 yards to the IND0, TOUCHDOWN, clock 12:59.  
 1-G IND 03 Randolph,R kick attempt good.

R9

**Virginia 23, Indiana 3**

*4 plays, 38 yards, 1:45*

Hinkebein,C kickoff 64 yards to the IND6, Wynn, Shane return 26 yards to the IND32 (Reynolds,L;Oden,B).

**INDIANA drive start at 12:59.**

1-10 IND 32 Hughes, Kofi rush for 8 yards to the IND40 (Greer,S;Mosley,C).  
 2-2 IND 40 Wright-Baker, E pass incomplete to Belcher, D..  
 3-2 IND 40 Wright-Baker, E rush for 6 yards to the IND46, 1ST DOWN IND (Greer,S).  
 1-10 IND 46 Wright-Baker, E rush for 7 yards to the VA47 (Reynolds,L).  
 2-3 VA 47 Wright-Baker, E rush for 2 yards to the VA45 (Nicholson,D).  
 3-1 VA 45 Wright-Baker, E pass incomplete to Zakrzewski, M., PENALTY VA roughing passer (Johnson,C) 15 yards to the VA30, 1ST DOWN IND, NO PLAY.  
 1-10 VA 30 Perez, Matt rush for 11 yards to the VA19, 1ST DOWN IND (Conrath,M).  
 1-10 VA 19 Wright-Baker, E pass complete to Hughes, Kofi for loss of 2 yards to the VA21 (Minnifield,C).  
 2-12 VA 21 Wright-Baker, E pass incomplete to Hughes, Kofi (Johnson,C).  
 3-12 VA 21 Wright-Baker, E pass complete to Wilson, Duwyce for 13 yards to the VA8, 1ST DOWN IND (McLeod,R).  
 1-G VA 08 Perez, Matt rush for 8 yards to the VA0, TOUCHDOWN, clock 09:04.  
 1-G VA 03 Ewald, Mitch kick attempt good.

R10

X11

R12

P13

**Virginia 23, Indiana 10**

*10 plays, 68 yards, 3:55*

Ewald, Mitch kickoff 62 yards to the VA8, Jennings,D return 0 yards to the VA8, out-of-bounds.

**VIRGINIA drive start at 09:04.**

1-10 VA 08 Jones,P rush for 1 yard to the VA9 (Sliger, N.).  
 2-9 VA 09 Rocco,M sacked for loss of 7 yards to the VA2 (Jones, Fred).  
 3-16 VA 02 Timeout Indiana, clock 08:10.  
 3-16 VA 02 Rocco,M pass incomplete to Burd,K.  
 4-16 VA 02 Howell,J punt 51 yards to the IND47, Muhammad, Dre return 8 yards to the VA45 (Milien,M).

*3 plays, minus 6 yards, 1:09*

**INDIANA drive start at 07:55.**

1-10 VA 45 Wright-Baker, E pass incomplete to Belcher, D..  
 2-10 VA 45 Wright-Baker, E rush for 13 yards to the VA32, 1ST DOWN IND, out-of-bounds (Minnifield,C).  
 1-10 VA 32 Wright-Baker, E pass complete to Wilson, Duwyce for 14 yards to the VA18, 1ST DOWN IND (Nicholson,D).  
 1-10 VA 18 Wright-Baker, E rush for 5 yards to the VA13, out-of-bounds (Walcott,A).  
 2-5 VA 13 Roberts, D. rush for 2 yards to the VA11 (Conrath,M).  
 3-3 VA 11 PENALTY VA personal foul 6 yards to the VA5, 1ST DOWN IND.  
 1-G VA 05 Perez, Matt rush for 4 yards to the VA1 (Reynolds,L).  
 2-G VA 01 Wright-Baker, E rush for loss of 4 yards to the VA5 (Reynolds,L).  
 3-G VA 05 Wright-Baker, E pass complete to Hughes, Kofi for 2 yards to the VA3 (Mosley,C).  
 4-G VA 03 PENALTY IND delay of game 5 yards to the VA8.  
 4-G VA 08 Schell, Teddy pass incomplete to Wilson, Duwyce.

R14

P15

X16

*9 plays, 37 yards, 3:54*

**VIRGINIA drive start at 04:01.**

1-10 VA 08 Parks,K rush for 5 yards to the VA13 (Thomas, Jeff).  
 2-5 VA 13 Parks,K rush for loss of 3 yards to the VA10 (Adkins, Chris).  
 3-8 VA 10 Rocco,M pass complete to Jones,P for 3 yards to the VA13 (Thomas, Jeff).  
 4-5 VA 13 Howell,J punt 39 yards to the IND48, downed.

*3 plays, 5 yards, 1:55*

**INDIANA drive start at 02:06.**

1-10 IND 48 Wright-Baker, E rush for 2 yards to the 50 yardline (Greer,S).  
 2-8 IND 50 Wright-Baker, E 4 pass incomplete to Hughes, Kofi.



## Play-by-Play Summary (3rd quarter)

### Virginia vs Indiana (Sep 10, 2011 at Bloomington, Ind.)



3-8 IND 50 Wright-Baker, E sacked for loss of 8 yards to the IND42 (Hill,W).  
 4-16 IND 42 Pines, Adam punt 39 yards to the VA19, Battle,L return 0 yards to the VA19, fumble by Battle,L recovered by IND Hughes, Kofi at VA19.  
*3 plays, minus 6 yards, 1:24*

1-10 VA 19 Timeout Virginia, clock 00:42.

**INDIANA drive start at 00:42.**

1-10 VA 19 Perez, Matt rush for 8 yards to the VA11 (Mosley,C).  
 2-2 VA 11 Perez, Matt rush for 5 yards to the VA6, 1ST DOWN IND (Greer,S;Walcott,A).  
 1-G VA 06 Perez, Matt rush for 2 yards to the VA4 (Conrath,M).

R17

**END OF 3rd QUARTER: Virginia 23, Indiana 10**

Quarter Summary	Score	Time Poss	1st Downs				Conversions		Rushing	Passing	Penalties
			R	P	X	T	3rd	4th			
Virginia	7	04:49	1	0	0	1	1-3	0-0	8-34	1-2-0-3	3-36
Indiana	7	10:11	4	2	2	8	2-4	0-1	16-71	4-10-1-27	2-12



**Quickie Statistics (3rd quarter only)**  
**Virginia vs Indiana (Sep 10, 2011 at Bloomington, Ind.)**



	VA	IND
Score	7	7
<b>FIRST DOWNS</b>	1	8
<b>RUSHES-YARDS (NET)</b>	8-34	16-71
<b>PASSING YDS (NET)</b>	3	27
Passes Att-Comp-Int	2-1-0	10-4-1
<b>TOTAL OFFENSE PLAYS-YARDS</b>	10-37	26-98
Fumble Returns-Yards	0-0	0-0
Punt Returns-Yards	1-0	1-8
Kickoff Returns-Yards	1-0	2-40
Interception Returns-Yards	1-0	0-0
Punts (Number-Avg)	2-45.0	1-39.0
Fumbles-Lost	1-1	0-0
Penalties-Yards	3-36	2-12
Possession Time	04:49	10:11
Third-Down Conversions	1 of 3	2 of 4
Fourth-Down Conversions	0 of 0	0 of 1

**Virginia**

<b>Rushing</b>	No.	Gain	Loss	Net	TD	Lg	Avg
Perry Jones	4	33	0	33	0	23	8.2
Kevin Parks	3	11	3	8	1	6	2.7
Michael Rocco	1	0	7	-7	0	0	-7.0

<b>Passing</b>	C-A-I	Yds	TD	Long	Sack
Michael Rocco	1-2-0	3	0	3	1

<b>Receiving</b>	No.	Yards	TD	Long
Perry Jones	1	3	0	3

<b>Punting</b>	No.	Yds	Avg	Long	In20	TB
Jimmy Howell	2	90	45.0	51	0	0

<b>Punt Returns</b>	No.	Yards	TD	Long
LoVante Battle	1	0	0	0

<b>Kick Returns</b>	No.	Yards	TD	Long
Darius Jennings	1	0	0	0

<b>Tackles</b>	UA-A	Total	Sacks	TFL
LaRoy Reynolds	3-1	4	0.0	1.0
Steve Greer	2-2	4	0.0	0.0
Matt Conrath	3-0	3	0.0	0.0
Corey Mosley	2-1	3	0.0	0.0

**Indiana**

<b>Rushing</b>	No.	Gain	Loss	Net	TD	Lg	Avg
Perez, Matt	6	38	0	38	1	11	6.3
Wright-Baker, Edward	8	35	12	23	0	13	2.9
Hughes, Kofi	1	8	0	8	0	8	8.0
Robert, D'Angelo	1	2	0	2	0	2	2.0

<b>Passing</b>	C-A-I	Yds	TD	Long	Sack
Wright-Baker, Edward	4-9-1	27	0	14	1
Schell, Teddy	0-1-0	0	0	0	0

<b>Receiving</b>	No.	Yards	TD	Long
Wilson, Duwyce	2	27	0	14
Hughes, Kofi	2	0	0	2

<b>Punting</b>	No.	Yds	Avg	Long	In20	TB
Pines, Adam	1	39	39.0	39	1	0

<b>Punt Returns</b>	No.	Yards	TD	Long
Muhammad, Dre	1	8	0	8

<b>Kick Returns</b>	No.	Yards	TD	Long
Wynn, Shane	2	40	0	26

<b>Tackles</b>	UA-A	Total	Sacks	TFL
Thomas, Jeff	3-0	3	0.0	0.0
Jones, Fred	2-0	2	1.0	1.0
Black Jr., Larry	1-0	1	0.0	0.0
Adkins, Chris	1-0	1	0.0	1.0

Qtr	Time	Scoring Play	V-H
1st	07:04	VA - Robert Randolph 42 yd field goal, 9-45 0:00	3 - 0
2nd	13:48	IND - Ewald, Mitch 37 yd field goal, 11-60 4:42	3 - 3
	11:09	VA - Robert Randolph 44 yd field goal, 8-45 2:39	6 - 3
	00:32	VA - Kevin Parks 1 yd run (Robert Randolph kick), 7-66 2:47	13 - 3
	00:00	VA - Robert Randolph 23 yd field goal, 4-0 0:22	16 - 3
3rd	12:59	VA - Kevin Parks 6 yd run (Robert Randolph kick), 4-38 1:45	7 - 0
	09:04	IND - Perez, Matt 8 yd run (Ewald, Mitch kick), 10-68 3:55	7 - 7



## Play-by-Play Summary (4th quarter) Virginia vs Indiana (Sep 10, 2011 at Bloomington, Ind.)



2-G VA 04 Start of 4th quarter, clock 15:00.  
 2-G VA 04 Perez, Matt rush for 3 yards to the VA1 (Taliaferro,A;Conrath,M).  
 3-G VA 01 Perez, Matt rush for 1 yard to the VA0, TOUCHDOWN, clock 14:29.  
 1-G VA 03 Ewald, Mitch kick attempt good.

### Virginia 23, Indiana 17

*5 plays, 19 yards, 1:13*

Ewald, Mitch kickoff 53 yards to the VA17, Shepherd,K return 17 yards to the VA34 (Hardin, Forisse).

#### VIRGINIA drive start at 14:29.

1-10 VA 34 Rocco,M rush for 11 yards to the VA45, 1ST DOWN VA, out-of-bounds (Jones, Fred) R10  
 1-10 VA 45 Jones,P rush for 2 yards to the VA47 (Barnett, L.).  
 2-8 VA 47 Rocco,M pass complete to Jennings,D for 13 yards to the IND40, 1ST DOWN VA (Hardin, Drew) P11  
 1-10 IND 40 Parks,K rush for 4 yards to the IND36 (Barnett, L.).  
 2-6 IND 36 Jones,P rush for loss of 10 yards to the IND46, fumble forced by Drane, Jarrell, fumble by Jones,P recovered by IND Barnett, L. at IND46, Barnett, L. for 54 yards to the VA0, TOUCHDOWN, clock 12:01.

*5 plays, 20 yards, 2:28*

1-G VA 03 Ewald, Mitch kick attempt good.

### Indiana 24, Virginia 23

Ewald, Mitch kickoff 70 yards to the VA0, Jennings,D return 30 yards to the VA30 (Hardin, Drew).

#### VIRGINIA drive start at 12:01.

1-10 VA 30 Rocco,M pass complete to Burd,K for 4 yards to the VA34 (Heban, Greg).  
 2-6 VA 34 Jones,P rush for 2 yards to the VA36 (Black Jr., L.;Jones, Fred).  
 3-4 VA 36 Rocco,M pass complete to Jones,P for 26 yards to the IND38, 1ST DOWN VA (Barnett, L.) P12  
 1-10 IND 38 Rocco,M pass intercepted by Heban, Greg at the IND24, Heban, Greg return 0 yards to the IND24.

*4 plays, 32 yards, 1:50*

#### INDIANA drive start at 10:11.

1-10 IND 24 Wright-Baker, E pass complete to Hughes, Kofi for 13 yards to the IND37, 1ST DOWN IND, out-of-bounds (McLeod,R) P18  
 1-10 IND 37 Roberts, D. rush for loss of 2 yards to the IND35 (Johnson,C).  
 2-12 IND 35 Roberts, D. rush for 4 yards to the IND39 (Conrath,M;Greer,S).  
 3-8 IND 39 Wright-Baker, E pass complete to Wilson, Duwyce for 15 yards to the VA46, 1ST DOWN IND (Nicholson,D) P19  
 1-10 VA 46 Roberts, D. rush for 3 yards to the VA43 (Reynolds,L).  
 2-7 VA 43 Wright-Baker, E pass complete to Belcher, D. for 20 yards to the VA23, 1ST DOWN IND, out-of-bounds (Mosley,C) P20  
 1-10 VA 23 Roberts, D. rush for 5 yards to the VA18 (Schautz,B;Reynolds,L).  
 2-5 VA 18 Wright-Baker, E pass complete to Wilson, Duwyce for 18 yards to the VA0, 1ST DOWN IND, TOUCHDOWN, clock 06:34. P21  
 1-G VA 03 Ewald, Mitch kick attempt good.

### Indiana 31, Virginia 23

*8 plays, 76 yards, 3:37*

Ewald, Mitch kickoff 69 yards to the VA1, Jennings,D return 22 yards to the VA23 (Jones, Donnell).

#### VIRGINIA drive start at 06:34.

1-10 VA 23 Rocco,M pass complete to Jones,P for 11 yards to the VA34, 1ST DOWN VA (Heban, Greg;Jones, Donnell) P13  
 1-10 VA 34 Rocco,M pass incomplete to Jones,P.  
 2-10 VA 34 Rocco,M pass complete to Milien,M for 9 yards to the VA43, out-of-bounds (Mcghee, Brandon).  
 3-1 VA 43 Jones,P rush for 2 yards to the VA45, 1ST DOWN VA (Adkins, Chris) R14  
 1-10 VA 45 Rocco,M pass incomplete to Jones,P.  
 2-10 VA 45 Jones,P rush for 8 yards to the IND47 (Adkins, Chris).  
 3-2 IND 47 Timeout Indiana, clock 04:20.  
 3-2 IND 47 Jones,P rush for 6 yards to the IND41, 1ST DOWN VA (Johnson, Darius) R15  
 1-10 IND 41 Richardson,C rush for 6 yards to the IND35 (Replogle, Adam).  
 2-4 IND 35 Rocco,M 97 pass incomplete to Burd,K.  
 3-4 IND 35 Rocco,M pass complete to Snyder,M for 3 yards to the IND32 (Adkins, Chris).  
 4-1 IND 32 Jones,P rush for 3 yards to the IND29, 1ST DOWN VA (Hoobler, Chase) R16  
 1-10 IND 29 Rocco,M pass incomplete to Snyder,M, dropped pass.  
 2-10 IND 29 Rocco,M pass complete to Snyder,M for 12 yards to the IND17, 1ST DOWN VA (Rose, Lee) P17  
 1-10 IND 17 PENALTY IND pass interference (Hoobler, Chase) 2 yards to the IND15, 1ST DOWN VA. X18  
 1-10 IND 15 Richardson,C rush for 12 yards to the IND3, 1ST DOWN VA (Johnson, Darius;Hoobler, Chase) R19  
 1-G IND 03 Jones,P rush for 3 yards to the IND0, TOUCHDOWN, clock 01:36.  
 1-G IND 03 Rocco,M pass attempt to Freedman,P good.

### Indiana 31, Virginia 31

*15 plays, 77 yards, 4:58*



**Play-by-Play Summary (4th quarter)**  
**Virginia vs Indiana (Sep 10, 2011 at Bloomington, Ind.)**



Hinkebein,C kickoff 70 yards to the IND0, Wynn, Shane return 18 yards to the IND18 (Oden,B).

**INDIANA drive start at 01:36.**

- 1-10 IND 18 Wright-Baker, E pass incomplete to Belcher, D..
- 2-10 IND 18 Wright-Baker, E pass complete to Perez, Matt for 5 yards to the IND23, out-of-bounds (McLeod,R).
- 3-5 IND 23 Wright-Baker, E sacked for loss of 9 yards to the IND14 (Johnson,C), fumble by Wright-Baker, E recovered by VA Johnson,C at IND14.  
*3 plays, minus 4 yards, 0:23*

**VIRGINIA drive start at 01:13.**

- 1-10 IND 14 Jones,P rush for 5 yards to the IND9 (Hoobler, Chase).
- 2-5 IND 09 Jones,P rush for 2 yards to the IND7 (Jones, Fred).
- 3-3 IND 07 Timeout Indiana, clock 00:22.
- 3-3 IND 07 Jones,P rush for 1 yard to the IND6 (Mcghee, Brandon).
- 4-2 IND 06 Timeout Virginia, clock 00:02.
- 4-2 IND 06 Randolph,R field goal attempt from 23 GOOD, clock 00:00.

**Virginia 34, Indiana 31**

End of game, clock 00:00.

*4 plays, 8 yards, 1:13*

**FINAL SCORE: Virginia 34, Indiana 31**

Quarter Summary	Score	Time Poss	1st Downs				Conversions		Rushing	Passing	Penalties
			R	P	X	T	3rd	4th			
Virginia	11	10:29	5	4	1	10	3-5	1-1	15-57	7-12-1-78	0-0
Indiana	21	04:31	0	4	0	4	2-3	0-0	7-5	5-6-0-71	1-2



## Quickie Statistics (4th quarter only) Virginia vs Indiana (Sep 10, 2011 at Bloomington, Ind.)



	VA	IND
Score	11	21
<b>FIRST DOWNS</b>	10	4
<b>RUSHES-YARDS (NET)</b>	15-57	7-5
<b>PASSING YDS (NET)</b>	78	71
Passes Att-Comp-Int	12-7-1	6-5-0
<b>TOTAL OFFENSE PLAYS-YARDS</b>	27-135	13-76
Fumble Returns-Yards	0-0	1-54
Punt Returns-Yards	0-0	0-0
Kickoff Returns-Yards	3-69	1-18
Interception Returns-Yards	0-0	1-0
Punts (Number-Avg)	0-0.0	0-0.0
Fumbles-Lost	1-1	1-1
Penalties-Yards	0-0	1-2
Possession Time	10:29	04:31
Third-Down Conversions	3 of 5	2 of 3
Fourth-Down Conversions	1 of 1	0 of 0

### Virginia

Rushing	No.	Gain	Loss	Net	TD	Lg	Avg
Perry Jones	11	34	10	24	1	8	2.2
Clifton Richardson	2	18	0	18	0	12	9.0
Michael Rocco	1	11	0	11	0	11	11.0
Kevin Parks	1	4	0	4	0	4	4.0

Passing	C-A-I	Yds	TD	Long	Sack
Michael Rocco	7-12-1	78	0	26	0

Receiving	No.	Yards	TD	Long
Perry Jones	2	37	0	26
Matt Snyder	2	15	0	12
Darius Jennings	1	13	0	13
Max Milien	1	9	0	9

Punting	No.	Yds	Avg	Long	In20	TB

Punt Returns	No.	Yards	TD	Long

Kick Returns	No.	Yards	TD	Long
Darius Jennings	2	52	0	30
Khalek Shepherd	1	17	0	17

Tackles	UA-A	Total	Sacks	TFL
Cam Johnson	2-0	2	1.0	2.0
Rodney McLeod	2-0	2	0.0	0.0

### Indiana

Rushing	No.	Gain	Loss	Net	TD	Lg	Avg
Robert, D'Angelo	4	12	2	10	0	5	2.5
Perez, Matt	2	4	0	4	1	3	2.0
Wright-Baker, Edward	1	0	9	-9	0	0	-9.0

Passing	C-A-I	Yds	TD	Long	Sack
Wright-Baker, Edward	5-6-0	71	1	20	1

Receiving	No.	Yards	TD	Long
Wilson, Duwyce	2	33	1	18
Belcher, Damarlo	1	20	0	20
Hughes, Kofi	1	13	0	13
Perez, Matt	1	5	0	5

Punting	No.	Yds	Avg	Long	In20	TB

Punt Returns	No.	Yards	TD	Long

Kick Returns	No.	Yards	TD	Long
Wynn, Shane	1	18	0	18

Tackles	UA-A	Total	Sacks	TFL
Adkins, Chris	3-0	3	0.0	0.0
Barnett, Lawrence	3-0	3	0.0	0.0

Qtr	Time	Scoring Play	V-H
1st	07:04	VA - Robert Randolph 42 yd field goal, 9-45 0:00	3 - 0
2nd	13:48	IND - Ewald, Mitch 37 yd field goal, 11-60 4:42	3 - 3
	11:09	VA - Robert Randolph 44 yd field goal, 8-45 2:39	6 - 3
	00:32	VA - Kevin Parks 1 yd run (Robert Randolph kick), 7-66 2:47	13 - 3
	00:00	VA - Robert Randolph 23 yd field goal, 4-0 0:22	16 - 3
3rd	12:59	VA - Kevin Parks 6 yd run (Robert Randolph kick), 4-38 1:45	23 - 3
	09:04	IND - Perez, Matt 8 yd run (Ewald, Mitch kick), 10-68 3:55	23 - 10
4th	14:29	IND - Perez, Matt 1 yd run (Ewald, Mitch kick), 5-19 1:13	0 - 7
	12:01	IND - Barnett, Lawrence 54 yd fumble recovery (Ewald, Mitch kick)	0 - 14
	06:34	IND - Wilson, Duwyce 18 yd pass from Wright-Baker, Edward (Ewald, Mitch kick), 8-76 3:37	0 - 21
	01:36	VA - Perry Jones 3 yd run (Paul Freedman pass from Rocco,M), 15-77 4:58	8 - 21
	00:00	VA - Robert Randolph 23 yd field goal, 4-8 1:13	11 - 21

## Virginia Postgame Notes • UVa at Indiana • Sept. 10, 2011

- The victory was UVa's first in program history on the road at a Big 10 school
- UVa won its first road opener since beating Syracuse in 2005
- UVa is now 43-74-3 all-time in road openers
- UVa won its first non-conference road game since beating Middle Tennessee in 2007
- UVa won its first road game since beating Maryland in 2009
- UVa now has a three-game winning streak against the Big 10, with two of those wins coming against Indiana
- UVa won its first-ever game in the state of Indiana
- Robert Randolph's 23-yard field goal as time expired was the senior's first game-winning FG of his career
- Randolph tied a career high with four made field goals, tying the mark he set last week against William & Mary
- UVa is now 6-11 all-time against members of the Big 10
- Matt Conrath blocked his second career field goal in the first quarter and his first since his freshman season in 2008 versus Richmond
- Conrath's FG block was the first by a UVa player since the 2010 finale at Virginia Tech when Nick Jenkins caught a piece of a FG attempt
- Chase Minnifield recorded his first career solo sack in the first quarter. He recorded a half a sack against Miami in 2010
- TE Jeremiah Mathis made his first career start
- CB Rijo Walker's INT to start of the third quarter was the first of his career
- UVa game up a TD for the first time this season in the third quarter, going 95:56 without allowing an opponent in the endzone
- QB Michael Rocco was sacked in the third quarter for the first time in his career – it was his 70th drop back of his career
- Rocco at 19 years of age becomes the youngest UVa QB to win his first two career starts in records dating back to the 1939 season
- Perry Jones' fourth quarter TD was the second rushing score of his career and first of the season
- Paul Freedman's reception on the successful two-point conversion was UVa's first since facing TCU in 2009



## **Virginia Head Coach Mike London**

Postgame Quotes – Sept. 10, 2011

### **On what it means to win it after losing a big lead:**

“Sometimes that’s what happens in a football game, the gamut and the emotions swing back and forth and I thought we came out flat a little bit and maybe they wanted it more. It was their first home game. We talked that there are good things that are going to happen and bad things are going to happen. It’s about how we respond to the negative things that happen, and you can point to this for future reference, that as long as you continue trying to forge ahead and make things positive happen for you, you can come out on top.”

### **On Indiana’s last series:**

“I know they tried to throw the ball and there was an incomplete (pass). We were going to use a bunch of time outs, but we didn’t have to use any timeouts at that point. That came in and helped us toward the end. We weren’t quite sure on what their mindset was on that whether to take in into overtime because you’re at home. But the fact that we could save some timeouts; there was one incomplete pass, one pass was caught on our sideline and the guy got out of bounds. It allowed us to make that big sack because there was no time gone, And if they did punt the ball, there was still a minute left on the clock. We felt good about that having timeouts making them punt.”

### **On team morale after losing big lead:**

“We were down eight and the guys started talking about, ‘we’re going to come back and win this game.’ They started talking about, ‘when we score, we’re going to go for two.’ That kind of talk – you could look cross-eyed at someone – but I think that you start to build a level of confidence in what’s going on in the moment and we spoke it and it happened. We have to start finding ways to win games. To grind out big wins by a lot, by a little, last second, whatever it is. This team just needs to win games and tonight was a good win for us.”

**Indiana Game Notes**  
**Indiana vs. Virginia**  
**September 10, 2011**

- Sophomore cornerback Greg Heban intercepted Virginia quarterback Michael Rocco twice on the night. He is the first Hoosier to pick off a pair of passes since Mitchell Evans pulled off that feat against Arkansas State on Oct. 16, 2010.
- Redshirt sophomore cornerback Lawrence Barnett returned a fumble for 52 yards and a score early in the fourth quarter. It was the first time a Hoosier returned a fumble for six points since Nick Polk did so against Ball State on Sept. 20, 2008. Senior safety Jarrell Drane forced the fumble, the first of his career. It marks the first defensive touchdown for IU since Matt Ernest's pick-six vs. Towson on Sept. 2, 2010.
- With two fumble recoveries and two interceptions, the Hoosiers forced four turnovers for the first time since they had two interceptions and two fumble recoveries against Penn State on Nov. 14, 2009.
- The Hoosiers debuted white helmets on Saturday night. It is the first time an Indiana team has worn white helmets since the 1965 and 1966 seasons.
- Tre Roberson became only the second true freshman quarterback to ever play for the Hoosiers. Tim Clifford completed 8-of-15 for 143 yards with one touchdown and one interception in 1977.
- Damarlo Belcher finished the night with four catches for 53 yards. Belcher now has 172 career receptions and with his third catch of the night moved into the second spot on the IU career list, surpassing Courtney Roby. IU career record holder James Hardy had 191 receptions.
- Sophomore Kofi Hughes recovered a fumble in the third quarter, Indiana's first fumble recovery of the season and its first since the Illinois game on Oct. 23, 2010. Hughes added career highs with five catches for 44 yards.
- Sophomore wide receiver Duwyce Wilson added a career-high tying five receptions for 60 yards with his first touchdown of the season.
- Redshirt freshman running back Matt Perez rushed for two touchdowns in the game, the first Hoosier to post a pair of rushing touchdowns since Darius Willis scored two against Michigan on Oct. 20, 2010. Willis also added a receiving touchdown in that contest versus the 19<sup>th</sup>-ranked Wolverines.
- True freshman D'Angelo Roberts rushed for 48 yards with a 4.4 average and a long of 27.
- Indiana got a sack from Fred Jones, taking down Michael Rocco at the Virginia 1-yard line in the third quarter. It was the first sack of his career. He had one of Indiana's six tackles for loss in the game. Jeff Thomas had two TFLs to lead the way. Chris Adkins, Chase Hoobler and Jarrell Drane added TFLs as well.
- Tonight's attendance was 41,549, Indiana's largest home-opening mark since 1991 (48,994 vs. Kentucky on Sept. 21).
- IU is 20-8 in regular-season non-conference games since 2004.
- Linebacker Jeff Thomas, wide receiver Damarlo Belcher, center Will Matte and defensive tackle Adam Replogle served as game captains.
- Indiana won the coin toss and elected to defer.
- On offense, Cody Evers received the first start of his career at right guard. On defense, Brandon McGhee started for the first time in his career at linebacker.
- Indiana is now 35-17 in Memorial Stadium openers. It is the first loss for IU in the past 10 openers and IU has wins in 26 of the last 30.

## **Coach Wilson Press Conference: Indiana Vs. Virginia September 10, 2011**

### **On the energy seen in the second half:**

"I thought we had energy in the first half, but we just had a few errors. Right before the first half, we let a guy bust through our coverage for a big play that got them some points. We did not block anyone on one kick return and we fumbled the kick, which was huge. We talked about coming out strong all week. I appreciate our young men because I believe they are trying to do what we ask, which was evident last week. There were some things they needed to bring out this week and I thought they brought it. We got to the point in the past where we were used to these games going south. We bowed up and got into a street fight in the end. We had a chance to win, but we did not execute or call the right plays every time."

### **On the Edward Wright-Baker sack at the end of the game:**

"It came down to a play call I actually made. Basically we had a five-man protection and they brought three guys from the boundary. Ed has to see and feel that we are one short on protection. We blocked it somewhat properly in that we stopped the two most dangerous guys. As it turned out, the play was a critical error. We were not trying to run a two-minute drill necessarily or play too fast. The first play of the drive was an incomplete pass and the second play we ran out of bounds. Both of those plays were run to stop the clock. Our plan was to try and pick up the first down and if we made it to midfield, we planned to either run the two-minute offense or go to overtime. The clock stopped on both plays, unfortunately, which gave them more time. In the end they did not need that time. We were simply trying to pick up the third down with a five-man protection and they made a nice adjustment on their part. They put Ed in a bad situation and he did not handle it that well, but part of the play comes down to my play call."

### **On what he took away most from the game:**

"We lost. We had a few errors where we could play a little better. As coaches, we decided to run a fake or take three points there. We wanted to stay aggressive and now it has been two weeks in a row where we are trying to be aggressive, but the plays have not worked yet. We will keep taking a look at it. Actually, we took the delay to try and bait Virginia into thinking we were going to kick. That was by design. We took the penalty to make it seem like we were moving back to kick to set the fake up even more. That imploded, which cost us three points. As you look at the game management, I have to continually look to see if I am putting us in good spots. We gained in the kicking game tonight. We played a great second half. For one, we started with a great bootleg pass. Virginia's very good defensive end came off of our tight end and Ed could not quite throw with the right velocity leading to a turnover. We had two turnovers, but to me I do like the fact that our team battled back."

### **On the defensive improvement from last week:**

"I thought for the most part, we came through on schedule. We were better in the running game getting off blocks and not letting them get four, five or six yards consistently. We got them in some passing situations. Many of those plays were made because I felt our pass rush was better. Sometimes the quarterback did not have a lot of time to read or set on his back foot. Our guys made a few individual plays, but I think our overall group defensive effort was better across the board. We have to continue to play better because giving up 30 points is not good. We will look at the two-minute drive at the end from planning and scheming to put us in better situations. We will keep looking and growing as coaches. I have a lot of respect for our players in everything they have invested in since we have been here and the way they come back. We are just asking them right now to maintain unbelievable attitude and to keep bringing effort as we are cleaning up our side of the ball as coaches. I think as coaches we can do a lot better to help our players out."

## **Indiana vs. Virginia Postgame Player Quotes**

### **Greg Heban:**

#### **On defense having an effective second half:**

“The defense came out and played great in this game. If we can make strides like we did from the first week to second week like we did, and keep going from week to week, then I think we are going to be a great team. As for the enthusiasm and effort, I think we improved so much since last week and it’s just going to make us a great team.”

#### **On needing to make more plays in the final drive:**

“The momentum shifts so much during a game and once Lawrence (Barnett) got that fumble recovery, I feel like the momentum shifted straight to our side and we were rolling. The defense played great in the second half, but in the second half when the game is on the line, we need to step up even more.”

#### **On the feelings overall toward the end of the game:**

“It wasn’t so much nerves as it was just wanting to get it done. We put so much effort into the week and practices, it just hurts that we just couldn’t finish the game.”

### **Duwyce Wilson**

#### **On what happened to start the offensive run in the second half:**

“We knew we were going to score. We knew the game wasn’t over and we knew it was going to be a four quarter battle. Things happen fast, things happen that are positive and things happen that are negative, so we just have to move on.”

### **Fred Jones**

#### **On Virginia’s last two minute drive:**

“We were playing hard and we were giving all the effort. All we can do is point our thumbs at ourselves. We can’t point any fingers.”

#### **On the momentum shift in the second half:**

“The whole crowd was jumping. Our sideline had a ton of energy. That’s the part of the game that you love. We kept momentum and kept playing hard. Teams are going to make plays, you just have to keep playing hard.”



**Scoring Summary (Final)**  
**2011 University of Virginia Football**  
**Virginia vs North Carolina (Sep 17, 2011 at Chapel Hill, N.C.)**



Virginia (2-1,0-1) vs. North Carolina (3-0,1-0)

Date: Sep 17, 2011 • Site: Chapel Hill, N.C. • Stadium: Kenan Stadium

Attendance: 55000

Score by Quarters	1	2	3	4	Total
Virginia	0	3	7	7	17
North Carolina	0	14	14	0	28

Qtr	Time	Scoring Play	V-H
2nd	14:55	VA - Robert Randolph 38 yd field goal, 10-60 5:06	3 - 0
	12:54	NC - Jheranie Boyd 18 yd pass from Bryn Renner (Casey Barth kick), 5-74 1:55	3 - 7
	04:19	NC - Ryan Houston 1 yd run (Casey Barth kick), 12-64 5:25	3 - 14
3rd	13:02	NC - Dwight Jones 17 yd pass from Bryn Renner (Thomas Moore kick), 4-62 1:51	3 - 21
	10:27	VA - Max Milien 41 yd pass from Michael Rocco (Robert Randolph kick), 6-78 2:30	10 - 21
	04:45	NC - Ryan Houston 2 yd run (Thomas Moore kick), 6-88 2:12	10 - 28
4th	05:09	VA - Michael Rocco 4 yd run (Robert Randolph kick), 8-81 3:06	17 - 28

Kickoff time: 3:32 PM • End of Game: 6:50 PM • Total elapsed time: 3:18

Officials: Referee: Brad Allen; Umpire: Michael Webster; Linesman: Arthur Hardin;

Line judge: Colin Formulak; Back judge: Ron Boyd; Field judge: Kip Johnson;

Side judge: Mike Safrit; Scorer: Steve Kirschner;

Temperature: 60 Deg • Wind: NNE @ 9 • Weather: Cloudy



**Team Statistics (Final)**  
**2011 University of Virginia Football**  
**Virginia vs North Carolina (Sep 17, 2011 at Chapel Hill, N.C.)**



	VA	NC
<b>FIRST DOWNS</b>	23	22
Rushing	7	10
Passing	15	10
Penalty	1	2
<b>NET YARDS RUSHING</b>	170	222
Rushing Attempts	34	41
Average Per Rush	5.0	5.4
Rushing Touchdowns	1	2
Yards Gained Rushing	178	239
Yards Lost Rushing	8	17
<b>NET YARDS PASSING</b>	298	179
Completions-Attempts-Int	23-41-2	16-23-0
Average Per Attempt	7.3	7.8
Average Per Completion	13.0	11.2
Passing Touchdowns	1	2
<b>TOTAL OFFENSE YARDS</b>	468	401
Total offense plays	75	64
Average Gain Per Play	6.2	6.3
Fumbles: Number-Lost	3-1	1-1
Penalties: Number-Yards	6-58	3-40
<b>PUNTS-YARDS</b>	4-153	7-294
Average Yards Per Punt	38.2	42.0
Net Yards Per Punt	38.2	42.0
Inside 20	2	2
50+ Yards	0	1
Touchbacks	0	0
Fair catch	3	2
<b>KICKOFFS-YARDS</b>	4-262	5-301
Average Yards Per Kickoff	65.5	60.2
Net Yards Per Kickoff	43.5	49.2
Touchbacks	1	0
Punt returns: Number-Yards-TD	2-0-0	0-0-0
Average Per Return	0.0	0.0
Kickoff returns: Number-Yds-TD	4-55-0	3-68-0
Average Per Return	13.8	22.7
Interceptions: Number-Yds-TD	0-0-0	2-8-0
Fumble Returns: Number-Yds-TD	0-0-0	0-0-0
Miscellaneous Yards	0	0
Possession Time	30:59	29:01
1st Quarter	11:52	3:08
2nd Quarter	6:32	8:28
3rd Quarter	6:01	8:59
4th Quarter	6:34	8:26
Third-Down Conversions	5 of 13	3 of 12
Fourth-Down Conversions	1 of 2	1 of 1
Red-Zone Scores-Chances	1-1	4-5
Touchdowns	1-1	4-5
Field goals	0-1	0-5
Sacks By: Number-Yards	1-9	1-2
PAT Kicks	2-2	4-4
Field Goals	1-2	0-0



**Individual Statistics (Final)**  
**2011 University of Virginia Football**  
**Virginia vs North Carolina (Sep 17, 2011 at Chapel Hill, N.C.)**



**Virginia**

Rushing	No.	Gain	Loss	Net	TD	Lg	Avg
Kevin Parks	14	98	0	98	0	34	7.0
Perry Jones	8	39	0	39	0	13	4.9
Clifton Richardson	7	27	1	26	0	9	3.7
Michael Rocco	5	14	7	7	1	9	1.4
<b>Totals</b>	<b>34</b>	<b>178</b>	<b>8</b>	<b>170</b>	<b>1</b>	<b>34</b>	<b>5.0</b>

Passing	C-A-I	Yds	TD	Long	Sack
Michael Rocco	22-37-2	287	1	41	1
David Watford	1-4-0	11	0	11	0
<b>Totals</b>	<b>23-41-2</b>	<b>298</b>	<b>1</b>	<b>41</b>	<b>1</b>

Receiving	No.	Yards	TD	Long
Kris Burd	7	110	0	21
Matt Snyder	5	72	0	28
Perry Jones	4	9	0	7
Max Milien	1	41	1	41
Tim Smith	1	32	0	32
Kevin Parks	1	15	0	15
Darius Jennings	1	15	0	15
Paul Freedman	1	8	0	8
Jeremiah Mathis	1	-1	0	0
Dominique Terrell	1	-3	0	0
<b>Totals</b>	<b>23</b>	<b>298</b>	<b>1</b>	<b>41</b>

Punting	No.	Yds	Avg	Long	In20	TB
Jimmy Howell	4	153	38.2	47	2	0
<b>Totals</b>	<b>4</b>	<b>153</b>	<b>38.2</b>	<b>47</b>	<b>2</b>	<b>0</b>

Returns	Punt			Kickoff			Intercept		
	No	Yds	Lg	No	Yds	Lg	No	Yds	Lg
Dominique Terrell	2	0	0	0	0	0	0	0	0
Darius Jennings	0	0	0	1	15	15	0	0	0
Khalek Shepherd	0	0	0	1	11	11	0	0	0
E.J. Scott	0	0	0	1	29	29	0	0	0
Clifton Richardson	0	0	0	1	0	0	0	0	0
<b>Totals</b>	<b>2</b>	<b>0</b>	<b>0</b>	<b>4</b>	<b>55</b>	<b>29</b>	<b>0</b>	<b>0</b>	<b>0</b>

Field goals	Qtr	Time	Dist	Result
Robert Randolph	1st	07:01	45 yards	Missed
Robert Randolph	2nd	14:55	38 yards	Good

Kickoffs	No.	Yards	Avg	TB	OB
Chris Hinkebein	4	262	65.5	1	0

All-purpose	Run	Rcv	KR	PR	IR	Total
Kevin Parks	98	15	0	0	0	113
Kris Burd	0	110	0	0	0	110
Matt Snyder	0	72	0	0	0	72
Perry Jones	39	9	0	0	0	48

**North Carolina**

Rushing	No.	Gain	Loss	Net	TD	Lg	Avg
Giovani Bernard	12	103	1	102	0	40	8.5
A.J. Blue	9	41	1	40	0	15	4.4
Erik Highsmith	1	19	0	19	0	19	19.0
Ryan Houston	9	19	2	17	2	7	1.9
Sean Tapley	1	17	0	17	0	17	17.0
Bryn Renner	6	26	12	14	0	13	2.3
Jheranie Boyd	1	14	0	14	0	14	14.0
Curtis Byrd	1	0	0	0	0	0	0.0
TEAM	1	0	1	-1	0	0	-1.0
<b>Totals</b>	<b>41</b>	<b>239</b>	<b>17</b>	<b>222</b>	<b>2</b>	<b>40</b>	<b>5.4</b>

Passing	C-A-I	Yds	TD	Long	Sack
Bryn Renner	15-21-0	143	2	19	1
A.J. Blue	0-1-0	0	0	0	0
Reggie Wilkins	1-1-0	36	0	36	0
<b>Totals</b>	<b>16-23-0</b>	<b>179</b>	<b>2</b>	<b>36</b>	<b>1</b>

Receiving	No.	Yards	TD	Long
Dwight Jones	5	85	1	36
Giovani Bernard	5	31	0	19
Erik Highsmith	4	37	0	15
Jheranie Boyd	2	26	1	18
<b>Totals</b>	<b>16</b>	<b>179</b>	<b>2</b>	<b>36</b>

Punting	No.	Yds	Avg	Long	In20	TB
Thomas Hibbard	7	294	42.0	56	2	0
<b>Totals</b>	<b>7</b>	<b>294</b>	<b>42.0</b>	<b>56</b>	<b>2</b>	<b>0</b>

Returns	Punt			Kickoff			Intercept		
	No	Yds	Lg	No	Yds	Lg	No	Yds	Lg
T.J. Thorpe	0	0	0	2	57	35	0	0	0
Matt Merletti	0	0	0	0	0	0	2	8	8
Sean Tapley	0	0	0	1	11	11	0	0	0
<b>Totals</b>	<b>0</b>	<b>0</b>	<b>0</b>	<b>3</b>	<b>68</b>	<b>35</b>	<b>2</b>	<b>8</b>	<b>8</b>

Field goals	Qtr	Time	Dist	Result
-------------	-----	------	------	--------

Kickoffs	No.	Yards	Avg	TB	OB
Trase Jones	5	301	60.2	0	1

All-purpose	Run	Rcv	KR	PR	IR	Total
Giovani Bernard	102	31	0	0	0	133
Dwight Jones	0	85	0	0	0	85
T.J. Thorpe	0	0	57	0	0	57
Erik Highsmith	19	37	0	0	0	56

FUMBLES: Virginia-Clifton Richardson 2-0; Michael Rocco 1-1. North Carolina-Bryn Renner 1-1.



**Defensive Statistics (Final)**  
**2011 University of Virginia Football**  
 Virginia vs North Carolina (Sep 17, 2011 at Chapel Hill, N.C.)



#	Virginia	Solo	Ast	Total	Sacks-Yds	TFL-Yds	FF	FR-Yds	Int-Yds	BrUp	Blks	QBH
53	Steve Greer	4	6	10	-	0.5-1	-	-	-	-	-	-
4	Rodney McLeod	6	2	8	-	0.5-1	-	-	-	1	-	-
1	Demetrious Nicholson	3	3	6	-	-	-	-	-	1	-	-
27	Rijo Walker	2	4	6	-	-	-	-	-	-	-	-
30	Daquan Romero	2	3	5	-	1.0-1	-	-	-	-	-	-
13	Chase Minnifield	4	0	4	-	-	-	-	-	-	-	-
9	LaRoy Reynolds	3	0	3	-	-	-	-	-	-	-	-
93	Will Hill	3	0	3	-	2.0-7	-	-	-	-	-	-
28	Anthony Harris	2	1	3	-	-	-	-	-	-	-	-
99	Brent Urban	2	1	3	-	-	-	-	-	-	-	-
26	Ausar Walcott	1	1	2	1.0-9	1.0-9	-	-	-	-	-	-
96	Nick Jenkins	0	2	2	-	-	-	1-0	-	-	-	1
90	Jake Snyder	0	2	2	-	0.5-1	-	-	-	-	-	-
54	Justin Renfrow	0	2	2	-	0.5-0	-	-	-	-	-	-
94	Matt Conrath	0	2	2	-	-	-	-	-	-	-	-
42	Brian Oden	1	0	1	-	-	-	-	-	-	-	-
56	Cam Johnson	1	0	1	-	-	-	-	-	-	-	-
47	Bill Schautz	1	0	1	-	-	-	-	-	-	-	-
52	Aaron Talaferro	1	0	1	-	-	-	-	-	-	-	-
86	Ray Keys	0	1	1	-	-	-	-	-	-	-	-
23	Dom Joseph	0	1	1	-	-	-	-	-	-	-	1
91	Thompson Brown	0	1	1	-	-	-	-	-	-	-	-
<b>Totals</b>		<b>36</b>	<b>32</b>	<b>68</b>	<b>1.0-9</b>	<b>6.0-20</b>	<b>0</b>	<b>1-0</b>	<b>0-0</b>	<b>2</b>	<b>0</b>	<b>2</b>

#	North Carolina	Solo	Ast	Total	Sacks-Yds	TFL-Yds	FF	FR-Yds	Int-Yds	BrUp	Blks	QBH
47	Zach Brown	7	5	12	-	-	1	-	-	-	-	-
10	Tre Boston	5	4	9	-	-	-	-	-	1	-	-
25	Matt Merletti	5	2	7	-	-	-	-	2-8	-	-	-
48	Kevin Reddick	2	5	7	0.5-1	1.5-2	-	-	-	-	-	1
12	Charles Brown	5	1	6	-	2.0-4	-	-	-	-	-	-
28	Jonathan Smith	2	3	5	-	-	-	-	-	-	-	-
92	Sylvester Williams	0	5	5	-	-	-	1-0	-	-	-	-
41	Ebele Okakpu	2	2	4	-	-	-	-	-	-	-	1
91	Tydreke Powell	1	3	4	-	-	-	-	-	1	-	-
90	Quinton Coples	1	2	3	-	-	-	-	-	-	-	3
23	Darius Lipford	1	2	3	-	1.0-4	-	-	-	-	-	-
95	Kareem Martin	1	2	3	0.5-1	0.5-1	-	-	-	-	-	1
7	Tim Scott	2	0	2	-	-	-	-	-	-	-	-
78	Jordan Nix	1	0	1	-	-	-	-	-	-	-	-
31	Pete Mangum	1	0	1	-	-	-	-	-	-	-	-
57	Dion Guy	1	0	1	-	-	-	-	-	-	-	-
43	Curtis Campbell	0	1	1	-	-	-	-	-	-	-	-
98	Donte Paige-Moss	0	1	1	-	-	-	-	-	-	-	-
29	Brian Gupton	0	1	1	-	-	-	-	-	-	-	-
93	Tim Jackson	0	1	1	-	-	-	-	-	-	-	-
<b>Totals</b>		<b>37</b>	<b>40</b>	<b>77</b>	<b>1.0-2</b>	<b>5.0-11</b>	<b>1</b>	<b>1-0</b>	<b>2-8</b>	<b>2</b>	<b>0</b>	<b>6</b>





**Participation Report (Final)**  
**2011 University of Virginia Football**  
**Virginia vs North Carolina (Sep 17, 2011 at Chapel Hill, N.C.)**



**Virginia**

<b>Pos</b>	<b>##</b>	<b>OFFENSE</b>
WR	18	Kris Burd
LT	72	Oday Aboushi
LG	63	Austin Pasztor
C	68	Anthony Mihota
RG	70	Luke Bowanko
RT	78	Morgan Moses
TE	88	Paul Freedman
WR	14	Matt Snyder
FB	36	Max Millen
TB	33	Perry Jones
QB	16	Michael Rocco

<b>Pos</b>	<b>##</b>	<b>DEFENSE</b>
DE	90	Jake Snyder
DT	94	Matt Conrath
DT	96	Nick Jenkins
DE	56	Cam Johnson
SLB	26	Ausar Walcott
MLB	53	Steve Greer
WLB	9	LaRoy Reynolds
CB	1	Demetrious Nicholson
FS	27	Rijo Walker
SS	4	Rodney McLeod
CB	13	Chase Minnifield

**North Carolina**

<b>Pos</b>	<b>##</b>	<b>OFFENSE</b>
WR	83	Dwight Jones
WR	88	Erik Highsmith
WR	87	Jheranie Boyd
LT	68	James Hurst
LG	64	Jonathan Cooper
C	65	Cam Holland
RG	76	Travis Bond
RT	73	Brennan Williams
TE	33	Christian Wilson
QB	2	Bryn Renner
RB	26	Giovani Bernard

<b>Pos</b>	<b>##</b>	<b>DEFENSE</b>
LDE	90	Quinton Coples
DT	92	Sylvester Williams
DT	91	Tydreke Powell
RDE	95	Kareem Martin
LB	47	Zach Brown
MLB	48	Kevin Reddick
LB	41	Ebele Okakpu
CB	12	Charles Brown
S	28	Jonathan Smith
S	25	Matt Merletti
CB	10	Tre Boston

Virginia: 2T-Eric Thornton, 2J-Jacob Hodges, 2-Dominique Terrell, 3-Robert Randolph, 4F-Matt Fortin, 5-David Wafford, 6-Darius Jennings, 7M-Kyle McCartin, 8-Jimmy Howell, 10-Clifton Richardson, 11-Chris Hinkebein, 17-Miles Gooch, 20-Tim Smith, 21-Brandon Phelps, 22-Drequan Hoskey, 23-Dom Joseph, 25-Kevin Parks, 28-Anthony Harris, 30-Daquan Romero, 34-Terence Fells-Danzer, 37-LoVante Battle, 38-Khalek Shepherd, 39-Tucker Windle, 42-Brian Oden, 43-Kameron Mack, 47-Bill Schautz, 52-Aaron Taliaferro, 54-Justin Renfrow, 71-Matt Mihalik, 74-Conner Davis, 75-Kelby Johnson, 79-Sean Cascarano, 81-Jeremiah Mathis, 83-Jake McGee, 84-E.J. Scott, 86-Ray Keys, 87-Zachary Swanson, 91-Thompson Brown, 93-Will Hill, 99-Brent Urban.

North Carolina: 1-Gene Robinson, 1C-Thomas Moore, 5-T.J. Thorpe, 6-Sean Tapley, 7-Tim Scott, 9-Travis Hughes, 11-Casey Barth, 15-A.J. Blue, 19-Trase Jones, 23-Darius Lipford, 29-Brian Gupton, 31-Pete Mangum, 32-Ryan Houston, 36-D.J. Bunn, 37-Thomas Hibbard, 38-Curtis Byrd, 43-Curtis Campbell, 44-Matt Kolojejchick, 57-Dion Guy, 61-Mark House, 63-Peyton Jenest, 78-Jordan Nix, 81-Reggie Wilkins, 84-Sean Fitzpatrick, 89-Nelson Hurst, 93-Tim Jackson, 94-Adam Curry, 98-Donte Paige-Moss.



**Drive Chart (By Team) (Final)**  
**2011 University of Virginia Football**  
**Virginia vs North Carolina (Sep 17, 2011 at Chapel Hill, N.C.)**



Team	Qtr	Drive Started			Drive Ended			Consumed	
		Spot	Time	Obtained	Spot	Time	How lost	PI - Yds	TOP
VA	1st	V40	15:00	Kickoff	V40	12:41	Punt	4 - 0	2:19
VA		V23	11:33	Punt	N27	07:01	Missed FG	12 - 50	4:32
VA		V19	05:01	Punt	N21	14:55	*FIELD GOAL	10 - 60	5:06
VA	2nd	V06	12:49	Kickoff	N36	09:44	Downs	8 - 58	3:05
VA		V18	04:14	Kickoff	N37	01:36	Fumble	7 - 45	2:38
VA		V27	00:34	Punt	V22	00:00	End of half	2 - (5)	0:34
VA	3rd	V22	12:57	Kickoff	N00	10:27	*TOUCHDOWN	6 - 78	2:30
VA		V26	09:14	Punt	V46	06:57	Punt	5 - 20	2:17
VA		V38	04:39	Kickoff	V39	03:36	Punt	3 - 1	1:03
VA	4th	V05	13:05	Fumble	V48	10:25	Punt	6 - 43	2:40
VA		V19	08:15	Punt	N00	05:09	*TOUCHDOWN	8 - 81	3:06
VA		V32	03:35	Punt	N36	02:53	Interception	5 - 32	0:42
VA		V38	00:22	Punt	V38	00:16	Interception	1 - 0	0:06

Virginia	1st Qtr	2nd Qtr	3rd Qtr	4th Qtr	1st Half	2nd Half	Total
Time of possession	11:52	06:32	06:01	06:34	18:24	12:35	30:59
3rd down conversions	2-5	2-3	1-3	0-2	4-8	1-5	5-13
Average field position	V27	V17	V28	V23	V22	V25	V24
4th down conversions	0-0	0-1	0-0	1-1	0-1	1-1	1-2

Team	Qtr	Drive Started			Drive Ended			Consumed	
		Spot	Time	Obtained	Spot	Time	How lost	PI - Yds	TOP
NC	1st	N13	12:41	Punt	N30	11:33	Punt	4 - 17	1:08
NC		N28	07:01	Missed FG	N37	05:01	Punt	3 - 9	2:00
NC	2nd	N26	14:49	Kickoff	V00	12:54	*TOUCHDOWN	5 - 74	1:55
NC		N36	09:44	Downs	V00	04:19	*TOUCHDOWN	12 - 64	5:25
NC		N37	01:36	Fumble	N42	00:34	Punt	4 - 5	1:02
NC	3rd	N38	14:53	Kickoff	V00	13:02	*TOUCHDOWN	4 - 62	1:51
NC		N22	10:21	Kickoff	N18	09:14	Punt	3 - (4)	1:07
NC		N12	06:57	Punt	V00	04:45	*TOUCHDOWN	6 - 88	2:12
NC		N28	03:36	Punt	V05	13:05	Fumble	10 - 67	5:31
NC	4th	N22	10:25	Punt	N40	08:15	Punt	4 - 18	2:10
NC		N20	05:09	Kickoff	N26	03:35	Punt	5 - 6	1:34
NC		N22	02:53	Interception	N29	00:22	Punt	3 - 7	2:31
NC		N34	00:16	Interception	N33	00:00	End of half	1 - (1)	0:16

North Carolina	1st Qtr	2nd Qtr	3rd Qtr	4th Qtr	1st Half	2nd Half	Total
Time of possession	03:08	08:28	08:59	08:26	11:36	17:25	29:01
3rd down conversions	0-2	1-3	2-3	0-4	1-5	2-7	3-12
Average field position	N20	N33	N25	N24	N28	N24	N26
4th down conversions	0-0	1-1	0-0	0-0	1-1	0-0	1-1



**Drive Chart (By Quarter) (Final)**  
**2011 University of Virginia Football**  
 Virginia vs North Carolina (Sep 17, 2011 at Chapel Hill, N.C.)



Team	Qtr	Drive Started			Drive Ended			Consumed	
		Spot	Time	Obtained	Spot	Time	How lost	PI - Yds	TOP
VA	1st	V40	15:00	Kickoff	V40	12:41	Punt	4 - 0	2:19
NC		N13	12:41	Punt	N30	11:33	Punt	4 - 17	1:08
VA		V23	11:33	Punt	N27	07:01	Missed FG	12 - 50	4:32
NC		N28	07:01	Missed FG	N37	05:01	Punt	3 - 9	2:00
VA		V19	05:01	Punt	N21	14:55	*FIELD GOAL	10 - 60	5:06
NC	2nd	N26	14:49	Kickoff	V00	12:54	*TOUCHDOWN	5 - 74	1:55
VA		V06	12:49	Kickoff	N36	09:44	Downs	8 - 58	3:05
NC		N36	09:44	Downs	V00	04:19	*TOUCHDOWN	12 - 64	5:25
VA		V18	04:14	Kickoff	N37	01:36	Fumble	7 - 45	2:38
NC		N37	01:36	Fumble	N42	00:34	Punt	4 - 5	1:02
VA		V27	00:34	Punt	V22	00:00	End of half	2 - (5)	0:34
NC	3rd	N38	14:53	Kickoff	V00	13:02	*TOUCHDOWN	4 - 62	1:51
VA		V22	12:57	Kickoff	N00	10:27	*TOUCHDOWN	6 - 78	2:30
NC		N22	10:21	Kickoff	N18	09:14	Punt	3 - (4)	1:07
VA		V26	09:14	Punt	V46	06:57	Punt	5 - 20	2:17
NC		N12	06:57	Punt	V00	04:45	*TOUCHDOWN	6 - 88	2:12
VA		V38	04:39	Kickoff	V39	03:36	Punt	3 - 1	1:03
NC		N28	03:36	Punt	V05	13:05	Fumble	10 - 67	5:31
VA	4th	V05	13:05	Fumble	V48	10:25	Punt	6 - 43	2:40
NC		N22	10:25	Punt	N40	08:15	Punt	4 - 18	2:10
VA		V19	08:15	Punt	N00	05:09	*TOUCHDOWN	8 - 81	3:06
NC		N20	05:09	Kickoff	N26	03:35	Punt	5 - 6	1:34
VA		V32	03:35	Punt	N36	02:53	Interception	5 - 32	0:42
NC		N22	02:53	Interception	N29	00:22	Punt	3 - 7	2:31
VA		V38	00:22	Punt	V38	00:16	Interception	1 - 0	0:06
NC		N34	00:16	Interception	N33	00:00	End of half	1 - (1)	0:16



## Play-by-Play Summary (1st quarter)

### Virginia vs North Carolina (Sep 17, 2011 at Chapel Hill, N.C.)



North Carolina wins the toss; defers choice to Second Half.

- 1-10 VA 30 NC ball on NC30.  
Jones, T kickoff 52 yards to the VA18, out-of-bounds, VA ball on VA40.
- 1-10 VA 40 Jones,P rush up middle for 2 yards to the VA42 (Powell, T;Coples, Q).
- 2-8 VA 42 Jones,P rush up middle for 13 yards to the NC45, out-of-bounds (Merletti, M), PENALTY VA holding (Burd,K) 10 yards to the VA45.
- 2-5 VA 45 Rocco,M sacked for loss of 2 yards to the VA43 (Reddick, K;Martin, K).
- 3-7 VA 43 Rocco,M pass complete to Terrell,D for loss of 3 yards to the VA40 (Brown, C).
- 4-10 VA 40 Howell,J punt 47 yards to the NC13, fair catch by Brown, C.  
*4 plays, 0 yards, 2:19*

**NORTH CAROLINA drive start at 12:41.**

- 1-10 NC 13 Renner, B pass complete to Bernard, G for 17 yards to the NC30, 1ST DOWN NC, out-of-bounds (Reynolds,L). P1
- 1-10 NC 30 Bernard, G rush up middle for no gain to the NC30 (Conrath,M;Jenkins,N).
- 2-10 NC 30 Renner, B sideline pass incomplete to Highsmith, E, dropped pass, QB hurry by Jenkins,N.
- 3-10 NC 30 Renner, B middle pass incomplete to Jones, D (Nicholson,D).
- 4-10 NC 30 Hibbard, T punt 47 yards to the VA23, Terrell,D return 0 yards to the VA23 (Lipford, D;Gupton, B).  
*4 plays, 17 yards, 1:08*

**VIRGINIA drive start at 11:33.**

- 1-10 VA 23 Parks,K rush up middle for 6 yards to the VA29 (Okakpu, E).
- 2-4 VA 29 Parks,K rush up middle for no gain to the VA29 (Powell, T).
- 3-4 VA 29 Rocco,M pass complete to Snyder,M for 11 yards to the VA40, 1ST DOWN VA (Merletti, M). P1
- 1-10 VA 40 Parks,K rush up middle for 7 yards to the VA47 (Brown, Z).
- 2-3 VA 47 Parks,K rush right for 3 yards to the 50 yardline, 1ST DOWN VA (Merletti, M;Brown, C). R2
- 1-10 VA 50 Jones,P rush left for 3 yards to the NC47 (Okakpu, E;Brown, Z).
- 2-7 NC 47 Rocco,M middle pass incomplete to Snyder,M, QB hurry by Martin, K.
- 3-7 NC 47 Rocco,M pass complete to Burd,K for 12 yards to the NC35, 1ST DOWN VA (Scott, T). P3
- 1-10 NC 35 Rocco,M deep pass incomplete to Snyder,M, QB hurry by Reddick, K.
- 2-10 NC 35 Parks,K rush left for 8 yards to the NC27 (Nix, J).
- 3-2 NC 27 Rocco,M sideline pass incomplete to Terrell,D.
- 4-2 NC 27 Randolph,R field goal attempt from 45 MISSED - wide right, spot at NC28, clock 07:01.  
*12 plays, 50 yards, 4:32*

**NORTH CAROLINA drive start at 07:01, NC ball on NC28.**

*Spot change due to change of possession.*

- 1-10 NC 28 Bernard, G rush right for 7 yards to the NC35 (Walker,R).
- 2-3 NC 35 Bernard, G rush up middle for no gain to the NC35 (Snyder,J;Greer,S).
- 3-3 NC 35 Renner, B pass complete to Highsmith, E for 2 yards to the NC37.

*No tackle as Highsmith caught the ball while falling down.*

- 4-1 NC 37 Hibbard, T punt 44 yards to the VA19, fair catch by Terrell,D.  
*3 plays, 9 yards, 2:00*

**VIRGINIA drive start at 05:01.**

- 1-10 VA 19 Richardson,C rush left for loss of 1 yard to the VA18 (Reddick, K).
- 2-11 VA 18 Rocco,M middle pass complete to Jennings,D for 15 yards to the VA33, 1ST DOWN VA (Boston, T;Brown, Z). P4
- 1-10 VA 33 Richardson,C rush left for 5 yards to the VA38, fumble forced by Brown, Z, fumble by Richardson,C recovered by VA Aboushi,O at VA40.
- 2-3 VA 40 Parks,K rush up middle for 4 yards to the VA44, 1ST DOWN VA (Brown, Z;Williams, S). R5
- 1-10 VA 44 Richardson,C rush left for 9 yards to the NC47 (Powell, T;Boston, T).
- 2-1 NC 47 Rocco,M middle pass complete to Burd,K for 18 yards to the NC29, 1ST DOWN VA (Smith, J). P6
- 1-10 NC 29 Richardson,C rush up middle for 1 yard to the NC28 (Boston, T).
- 2-9 NC 28 Rocco,M pass complete to Snyder,M for 5 yards to the NC23 (Boston, T).
- 3-4 NC 23 Parks,K rush up middle for 2 yards to the NC21 (Williams, S;Jackson, T).

**END OF 1st QUARTER: North Carolina 0, Virginia 0**

Quarter Summary	Score	Time Poss	1st Downs				Conversions		Rushing	Passing	Penalties
			R	P	X	T	3rd	4th			
Virginia	0	11:52	2	4	0	6	2-4	0-0	15-62	6-9-0-58	1-10
North Carolina	0	03:08	0	1	0	1	0-2	0-0	3-7	2-4-0-19	0-0



**Quickie Statistics (1st quarter only)**  
**Virginia vs North Carolina (Sep 17, 2011 at Chapel Hill, N.C.)**



	VA	NC
Score	0	0
<b>FIRST DOWNS</b>	6	1
<b>RUSHES-YARDS (NET)</b>	15-62	3-7
<b>PASSING YDS (NET)</b>	58	19
Passes Att-Comp-Int	9-6-0	4-2-0
<b>TOTAL OFFENSE PLAYS-YARDS</b>	24-120	7-26
Fumble Returns-Yards	0-0	0-0
Punt Returns-Yards	1-0	0-0
Kickoff Returns-Yards	0-0	0-0
Interception Returns-Yards	0-0	0-0
Punts (Number-Avg)	1-47.0	2-45.5
Fumbles-Lost	1-0	0-0
Penalties-Yards	1-10	0-0
Possession Time	11:52	03:08
Third-Down Conversions	2 of 5	0 of 2
Fourth-Down Conversions	0 of 0	0 of 0

**Virginia**

<b>Rushing</b>	No.	Gain	Loss	Net	TD	Lg	Avg
Kevin Parks	7	30	0	30	0	8	4.3
Perry Jones	3	18	0	18	0	13	6.0
Clifton Richardson	4	17	1	16	0	9	4.0
Michael Rocco	1	0	2	-2	0	0	-2.0

<b>Passing</b>	C-A-I	Yds	TD	Long	Sack
Michael Rocco	6-9-0	58	0	18	1

<b>Receiving</b>	No.	Yards	TD	Long
Kris Burd	2	30	0	18
Matt Snyder	2	16	0	11
Darius Jennings	1	15	0	15
Dominique Terrell	1	-3	0	0

<b>Punting</b>	No.	Yds	Avg	Long	In20	TB
Jimmy Howell	1	47	47.0	47	1	0

<b>Punt Returns</b>	No.	Yards	TD	Long
Dominique Terrell	1	0	0	0

<b>Kick Returns</b>	No.	Yards	TD	Long
---------------------	-----	-------	----	------

<b>Tackles</b>	UA-A	Total	Sacks	TFL
LaRoy Reynolds	1-0	1	0.0	0.0
Rijo Walker	1-0	1	0.0	0.0
Nick Jenkins	0-1	1	0.0	0.0
Matt Conrath	0-1	1	0.0	0.0

**North Carolina**

<b>Rushing</b>	No.	Gain	Loss	Net	TD	Lg	Avg
Giovani Bernard	3	7	0	7	0	7	2.3

<b>Passing</b>	C-A-I	Yds	TD	Long	Sack
Bryn Renner	2-4-0	19	0	17	0

<b>Receiving</b>	No.	Yards	TD	Long
Giovani Bernard	1	17	0	17
Erik Highsmith	1	2	0	2

<b>Punting</b>	No.	Yds	Avg	Long	In20	TB
Thomas Hibbard	2	91	45.5	47	1	0

<b>Punt Returns</b>	No.	Yards	TD	Long
---------------------	-----	-------	----	------

<b>Kick Returns</b>	No.	Yards	TD	Long
---------------------	-----	-------	----	------

<b>Tackles</b>	UA-A	Total	Sacks	TFL
Zach Brown	2-3	5	0.0	0.0
Tre Boston	2-2	4	0.0	0.0
Matt Merletti	2-1	3	0.0	0.0
Tydreke Powell	1-2	3	0.0	0.0



## Play-by-Play Summary (2nd quarter)

### Virginia vs North Carolina (Sep 17, 2011 at Chapel Hill, N.C.)



4-2 NC 21 Start of 2nd quarter, clock 15:00.  
 4-2 NC 21 Timeout Virginia, clock 15:00.  
 4-2 NC 21 Randolph,R field goal attempt from 38 GOOD, clock 14:55.

#### Virginia 3, North Carolina 0

*10 plays, 60 yards, 5:12*

Hinkebein,C kickoff 66 yards to the NC4, Thorpe, T return 22 yards to the NC26 (Joseph,D;Brown,T).

#### NORTH CAROLINA drive start at 14:49.

1-10	NC 26	Renner, B screen pass complete to Bernard, G for 19 yards to the NC45, 1ST DOWN NC (McLeod,R).	P2
1-10	NC 45	Highsmith, E rush right for 19 yards to the VA36, 1ST DOWN NC (Harris,A).	R3
1-10	VA 36	Renner, B rush right for 3 yards to the VA33 (Greer,S).	
2-7	VA 33	Renner, B middle pass complete to Highsmith, E for 15 yards to the VA18, 1ST DOWN NC (Schautz,B).	P4
1-10	VA 18	Renner, B sideline pass complete to Boyd, J for 18 yards to the VA0, 1ST DOWN NC, TOUCHDOWN, clock 12:54.	P5
1-G	VA 03	Barth, C kick attempt good.	

#### North Carolina 7, Virginia 3

*5 plays, 74 yards, 2:00*

Jones, T kickoff 57 yards to the VA13, Richardson,C return 0 yards to the VA13, fumble by Richardson,C recovered by VA Richardson,C at VA13, PENALTY VA personal foul (Joseph,D) 7 yards to the VA6, 1st and 10, VA ball on VA6.

#### VIRGINIA drive start at 12:49.

1-10	VA 06	Watford,D at QB for Virginia.	
1-10	VA 06	Jones,P rush for 4 yards to the VA10 (Coples, Q).	
2-6	VA 10	Watford,D pass complete to Burd,K for 11 yards to the VA21, 1ST DOWN VA (Okakpu, E).	P7
1-10	VA 21	Jones,P rush up middle for 2 yards to the VA23 (Brown, Z).	
2-8	VA 23	Parks,K rush right for 34 yards to the NC43, 1ST DOWN VA, out-of-bounds (Merletti, M).	R8
1-10	NC 43	Watford,D deep pass incomplete to Jennings,D, PENALTY VA ineligible downfield on pass declined.	
2-10	NC 43	Jones,P rush left for 7 yards to the NC36 (Martin, K).	
3-3	NC 36	Watford,D middle pass incomplete to Snyder,M, dropped pass.	
4-3	NC 36	Watford,D pass incomplete to Terrell,D, QB hurry by Okakpu, E.	

*8 plays, 58 yards, 3:05*

#### NORTH CAROLINA drive start at 09:44.

1-10	NC 36	Renner, B rush up middle for 13 yards to the NC49, 1ST DOWN NC (Jenkins,N;Greer,S).	R6
1-10	NC 49	Houston, R rush right for 1 yard to the 50 yardline (Urban,B).	
2-9	NC 50	Renner, B sideline pass complete to Jones, D for 15 yards to the VA35, 1ST DOWN NC, out-of-bounds (Nicholson,D).	P7
1-10	VA 35	Renner, B pass complete to Highsmith, E for 9 yards to the VA26, out-of-bounds (McLeod,R).	
2-1	VA 26	Renner, B slant pass complete to Jones, D for 4 yards to the VA22, 1ST DOWN NC (Nicholson,D).	P8
1-10	VA 22	Houston, R rush right for 1 yard to the VA21 (Greer,S).	
2-9	VA 21	Renner, B pass complete to Boyd, J for 8 yards to the VA13 (Nicholson,D;Walker,R).	
3-1	VA 13	Byrd, C rush up middle for no gain to the VA13 (Greer,S).	
4-1	VA 13	Houston, R rush up middle for 2 yards to the VA11, 1ST DOWN NC (Urban,B).	R9
1-10	VA 11	Renner, B pass incomplete to Wilson, C, PENALTY VA holding (Minnifield,C) 6 yards to the VA5, 1ST DOWN NC, NO PLAY.	X10
1-G	VA 05	Bernard, G rush right for 4 yards to the VA1 (Taliaferro,A).	

*Renner tossed ball back to Bernard.*

2-G	VA 01	Renner, B pass incomplete to Fitzpatrick, S, QB hurry by Joseph,D.	
3-G	VA 01	Houston, R rush right for 1 yard to the VA0, TOUCHDOWN, clock 04:19.	

*Play was reviewed and upheld as called.*

1-G	VA 03	Barth, C kick attempt good.	
-----	-------	-----------------------------	--

#### North Carolina 14, Virginia 3

*12 plays, 64 yards, 5:30*

Jones, T kickoff 67 yards to the VA3, Jennings,D return 15 yards to the VA18 (Guy, D).

#### VIRGINIA drive start at 04:14.

1-10	VA 18	Rocco,M at QB for Virginia.	
1-10	VA 18	Rocco,M middle pass incomplete (Powell, T).	
2-10	VA 18	Rocco,M sideline pass complete to Jones,P for 4 yards to the VA22, out-of-bounds (Brown, Z).	
3-6	VA 22	Timeout Virginia, clock 03:45.	
3-6	VA 22	Rocco,M slant pass complete to Burd,K for 19 yards to the VA41, 1ST DOWN VA (Scott, T).	P9
1-10	VA 41	Parks,K rush draw play for 2 yards to the VA43 (Powell, T;Williams, S).	
2-8	VA 43	Rocco,M pass complete to Mathis,J for loss of 1 yard to the VA42 (Brown, C).	
3-9	VA 42	Rocco,M pass complete to Snyder,M for 20 yards to the NC38, 1ST DOWN VA (Boston, T).	P10
1-10	NC 38	Rocco,M rush for no gain to the NC38, fumble by Rocco,M recovered by NC Williams, S at NC37.	



**Play-by-Play Summary (2nd quarter)**  
**Virginia vs North Carolina (Sep 17, 2011 at Chapel Hill, N.C.)**



*7 plays, 45 yards, 2:38*

**NORTH CAROLINA drive start at 01:36.**

- 1-10 NC 37 Renner, B pass complete to Highsmith, E for 11 yards to the NC48, 1ST DOWN NC (Reynolds,L).
- 1-10 NC 48 Bernard, G rush right for no gain to the NC48, out-of-bounds (Walcott,A), PENALTY NC holding (Highsmith, E) 10 yards to the NC38, NO PLAY.
- 1-20 NC 38 Renner, B screen pass complete to Bernard, G for loss of 3 yards to the NC35 (Hill,W).
- 2-23 NC 35 Timeout North Carolina, clock 01:00.
- 2-23 NC 35 Renner, B rush up middle for 7 yards to the NC42 (Johnson,C).
- 3-16 NC 42 Timeout North Carolina, clock 00:52.
- 3-16 NC 42 Blue, A deep pass incomplete to Boyd, J.
- 4-16 NC 42 Hibbard, T punt 31 yards to the VA27, downed.

P11

*4 plays, 5 yards, 1:02*

**VIRGINIA drive start at 00:34.**

- 1-10 VA 27 Rocco,M deep pass incomplete to Snyder,M.
- 2-10 VA 27 Rocco,M sideline pass complete to Parks,K for 8 yards to the VA35 (Boston, T), PENALTY VA holding (Aboushi,O) 10 yards to the VA17, NO PLAY.
- 2-20 VA 17 Parks,K rush up middle for 5 yards to the VA22 (Boston, T;Martin, K).  
End of half, clock 00:00.

*2 plays, minus 5 yards, 0:34*

**END OF 2nd QUARTER: North Carolina 14, Virginia 3**

Quarter Summary	Score	Time Poss	1st Downs				Conversions		Rushing	Passing	Penalties
			R	P	X	T	3rd	4th			
Virginia	3	06:28	1	3	0	4	2-3	0-1	7-55	5-10-0-53	3-23
North Carolina	14	08:32	3	6	1	10	1-3	1-1	10-51	9-11-0-96	1-10



**Quickie Statistics (2nd quarter only)**  
**Virginia vs North Carolina (Sep 17, 2011 at Chapel Hill, N.C.)**



	VA	NC
Score	3	14
<b>FIRST DOWNS</b>	4	10
<b>RUSHES-YARDS (NET)</b>	7-55	10-51
<b>PASSING YDS (NET)</b>	53	96
Passes Att-Comp-Int	10-5-0	11-9-0
<b>TOTAL OFFENSE PLAYS-YARDS</b>	17-108	21-147
Fumble Returns-Yards	0-0	0-0
Punt Returns-Yards	0-0	0-0
Kickoff Returns-Yards	2-15	1-22
Interception Returns-Yards	0-0	0-0
Punts (Number-Avg)	0-0.0	1-31.0
Fumbles-Lost	2-1	0-0
Penalties-Yards	3-23	1-10
Possession Time	06:28	08:32
Third-Down Conversions	2 of 3	1 of 3
Fourth-Down Conversions	0 of 1	1 of 1

**Virginia**

<b>Rushing</b>	No.	Gain	Loss	Net	TD	Lg	Avg
Kevin Parks	3	41	0	41	0	34	13.7
Perry Jones	3	13	0	13	0	7	4.3
Michael Rocco	1	1	0	1	0	0	1.0

<b>Passing</b>	C-A-I	Yds	TD	Long	Sack
Michael Rocco	4-6-0	42	0	20	0
David Watford	1-4-0	11	0	11	0

<b>Receiving</b>	No.	Yards	TD	Long
Kris Burd	2	30	0	19
Matt Snyder	1	20	0	20
Perry Jones	1	4	0	4
Jeremiah Mathis	1	-1	0	0

<b>Punting</b>	No.	Yds	Avg	Long	In20	TB

<b>Punt Returns</b>	No.	Yards	TD	Long

<b>Kick Returns</b>	No.	Yards	TD	Long
Darius Jennings	1	15	0	15
Clifton Richardson	1	0	0	0

<b>Tackles</b>	UA-A	Total	Sacks	TFL
Steve Greer	3-1	4	0.0	0.0
Demetrious Nicholso	2-1	3	0.0	0.0
Brent Urban	2-0	2	0.0	0.0
Rodney McLeod	2-0	2	0.0	0.0

**North Carolina**

<b>Rushing</b>	No.	Gain	Loss	Net	TD	Lg	Avg
Bryn Renner	3	23	0	23	0	13	7.7
Erik Highsmith	1	19	0	19	0	19	19.0
Ryan Houston	4	5	0	5	1	2	1.2
Giovani Bernard	1	4	0	4	0	4	4.0

<b>Passing</b>	C-A-I	Yds	TD	Long	Sack
Bryn Renner	9-10-0	96	1	19	0
A.J. Blue	0-1-0	0	0	0	0

<b>Receiving</b>	No.	Yards	TD	Long
Erik Highsmith	3	35	0	15
Jheranie Boyd	2	26	1	18
Dwight Jones	2	19	0	15
Giovani Bernard	2	16	0	19

<b>Punting</b>	No.	Yds	Avg	Long	In20	TB
Thomas Hibbard	1	31	31.0	31	0	0

<b>Punt Returns</b>	No.	Yards	TD	Long

<b>Kick Returns</b>	No.	Yards	TD	Long
T.J. Thorpe	1	22	0	22

<b>Tackles</b>	UA-A	Total	Sacks	TFL
Zach Brown	2-0	2	0.0	0.0
Kareem Martin	1-1	2	0.0	0.0
Tre Boston	1-1	2	0.0	0.0
Charles Brown	1-0	1	0.0	1.0

Qtr	Time	Scoring Play	V-H
2nd	14:55	VA - Robert Randolph 38 yd field goal, 10-60 5:12	3 - 0
	12:54	NC - Jheranie Boyd 18 yd pass from Bryn Renner (Casey Barth kick), 5-74 2:00	3 - 7
	04:19	NC - Ryan Houston 1 yd run (Casey Barth kick), 12-64 5:30	3 - 14





## Play-by-Play Summary (3rd quarter)

### Virginia vs North Carolina (Sep 17, 2011 at Chapel Hill, N.C.)



Start of 3rd quarter, clock 15:00, VA ball on VA30.  
 Hinkebein,C kickoff 67 yards to the NC3, Thorpe, T return 35 yards to the NC38  
 (Keys,R;Walker,R).

**NORTH CAROLINA drive start at 14:53.**

1-10	NC 38	Bernard, G rush left for 40 yards to the VA22, 1ST DOWN NC (Minnifield,C).	R12
1-10	VA 22	Bernard, G rush up middle for 2 yards to the VA20 (McLeod,R).	
2-8	VA 20	Bernard, G rush up middle for 3 yards to the VA17 (Greer,S).	
3-5	VA 17	Renner, B sideline pass complete to Jones, D for 17 yards to the VA0, 1ST DOWN NC, TOUCHDOWN, clock 13:02.	P13

*Play was reviewed and upheld as called.*

1-G VA 03 Moore, T kick attempt good.

**North Carolina 21, Virginia 3**

1-G NC 30 PENALTY NC personal foul (Bond, T) 15 yards to the NC15.

*Penalty was after the PAT.*

*4 plays, 62 yards, 1:56*

Jones, T kickoff 64 yards to the VA21, Shepherd,K return 11 yards to the VA32 (Mangum, P), PENALTY VA holding (Mack,K) 10 yards to the VA22, 1st and 10, VA ball on VA22.

**VIRGINIA drive start at 12:57.**

1-10	VA 22	Jones,P rush right for 3 yards to the VA25, out-of-bounds (Merletti, M).	
2-7	VA 25	Rocco,M pass complete to Snyder,M for 8 yards to the VA33, 1ST DOWN VA (Brown, Z).	P11
1-10	VA 33	Parks,K rush right for 17 yards to the 50 yardline, 1ST DOWN VA, out-of-bounds.	R12

*No tackle as Parks ran out of bounds on his own.*

1-10	VA 50	Parks,K rush up middle for no gain to the 50 yardline (Reddick, K;Williams, S).	
2-10	VA 50	Rocco,M rush up middle for 9 yards to the NC41 (Brown, Z;Reddick, K).	
3-1	NC 41	Rocco,M screen pass complete to Milien,M for 41 yards to the NC0, 1ST DOWN VA, TOUCHDOWN, clock 10:27.	P13

1-G NC 03 Randolph,R kick attempt good.

**North Carolina 21, Virginia 10**

*6 plays, 78 yards, 2:36*

Hinkebein,C kickoff 59 yards to the NC11, Tapley, S return 11 yards to the NC22 (Oden,B).

**NORTH CAROLINA drive start at 10:21.**

1-10	NC 22	Renner, B sideline pass incomplete to Highsmith, E.	
2-10	NC 22	Renner, B screen pass complete to Bernard, G for loss of 4 yards to the NC18 (Hill,W).	
3-14	NC 18	Renner, B middle pass incomplete to Highsmith, E (McLeod,R).	
4-14	NC 18	Hibbard, T punt 56 yards to the VA26, downed.	

*3 plays, minus 4 yards, 1:07*

**VIRGINIA drive start at 09:14.**

1-10	VA 26	Rocco,M sideline pass complete to Freedman,P for 8 yards to the VA34 (Brown, C).	
2-2	VA 34	Richardson,C rush left for 5 yards to the VA39, 1ST DOWN VA, out-of-bounds (Smith, J).	R14
1-10	VA 39	Rocco,M screen pass complete to Jones,P for 2 yards to the VA41 (Reddick, K).	
2-8	VA 41	Jones,P rush up middle for 5 yards to the VA46 (Merletti, M).	
3-3	VA 46	Rocco,M sideline pass incomplete to Terrell,D.	
4-3	VA 46	Howell,J punt 42 yards to the NC12, fair catch by Brown, C.	

*5 plays, 20 yards, 2:17*

**NORTH CAROLINA drive start at 06:57.**

1-10	NC 12	Boyd, J rush left for 14 yards to the NC26, 1ST DOWN NC (Nicholson,D;Walker,R).	R14
1-10	NC 26	Bernard, G rush left for 4 yards to the NC30, out-of-bounds (Nicholson,D).	
2-6	NC 30	Bernard, G rush up middle for 29 yards to the VA41, 1ST DOWN NC (McLeod,R).	R15
1-10	VA 41	Wilkins, R deep pass complete to Jones, D for 36 yards to the VA5, 1ST DOWN NC (Walker,R), PENALTY VA pass interference declined.	P16

1-G	VA 05	Houston, R rush up middle for 3 yards to the VA2 (McLeod,R;Greer,S).	
2-G	VA 02	Houston, R rush left for 2 yards to the VA0, TOUCHDOWN, clock 04:45.	
1-G	VA 03	Moore, T kick attempt good.	

**North Carolina 28, Virginia 10**

*6 plays, 88 yards, 2:18*

Jones, T kickoff 61 yards to the VA9, Scott,E return 29 yards to the VA38 (Campbell, C;Lipford, D).

**VIRGINIA drive start at 04:39.**

1-10	VA 38	Parks,K rush up middle for 1 yard to the VA39 (Okakpu, E;Smith, J).	
2-9	VA 39	Rocco,M sideline pass incomplete to Smith,T.	
3-9	VA 39	Rocco,M sideline pass incomplete to Smith,T (Boston, T).	
4-9	VA 39	Howell,J punt 33 yards to the NC28, downed.	

*3 plays, 1 yard, 1:03*

**NORTH CAROLINA drive start at 03:36.**

1-10	NC 28	Blue, A rush right for 3 yards to the NC31 (Conrath,M;Walcott,A).	
2-7	NC 31	Renner, B rush left for 3 yards to the NC34, PENALTY VA face mask (Renfrow,J) 15 yards to the NC49, 1ST DOWN NC.	X17

*No tackle as Renner slid on his own.*

1-10 NC 49 Timeout North Carolina, clock 02:21.



## Play-by-Play Summary (3rd quarter)

### Virginia vs North Carolina (Sep 17, 2011 at Chapel Hill, N.C.)



1-10 NC 49 Blue, A rush up middle for 4 yards to the VA47 (Renfrow,J;Urban,B).  
 2-6 VA 47 Blue, A rush up middle for 2 yards to the VA45 (McLeod,R).  
 3-4 VA 45 Renner, B sideline pass complete to Jones, D for 13 yards to the VA32, 1ST DOWN NC (Minnifield,C). P18  
 1-10 VA 32 Blue, A rush up middle for 10 yards to the VA22, 1ST DOWN NC (Reynolds,L). R19

**END OF 3rd QUARTER: North Carolina 28, Virginia 10**

Quarter Summary	Score	Time Poss	1st Downs				Conversions		Rushing	Passing	Penalties
			R	P	X	T	3rd	4th			
Virginia	7	05:56	2	2	0	4	1-3	0-0	7-40	4-7-0-59	2-25
North Carolina	14	08:57	4	3	1	8	1-2	0-0	13-119	4-6-0-62	1-15



**Quickie Statistics (3rd quarter only)**  
**Virginia vs North Carolina (Sep 17, 2011 at Chapel Hill, N.C.)**



	VA	NC
Score	7	14
<b>FIRST DOWNS</b>	4	8
<b>RUSHES-YARDS (NET)</b>	7-40	13-119
<b>PASSING YDS (NET)</b>	59	62
Passes Att-Comp-Int	7-4-0	6-4-0
<b>TOTAL OFFENSE PLAYS-YARDS</b>	14-99	19-181
Fumble Returns-Yards	0-0	0-0
Punt Returns-Yards	0-0	0-0
Kickoff Returns-Yards	2-40	2-46
Interception Returns-Yards	0-0	0-0
Punts (Number-Avg)	2-37.5	1-56.0
Fumbles-Lost	0-0	0-0
Penalties-Yards	2-25	1-15
Possession Time	05:56	08:57
Third-Down Conversions	1 of 3	2 of 3
Fourth-Down Conversions	0 of 0	0 of 0

**Virginia**

<b>Rushing</b>	No.	Gain	Loss	Net	TD	Lg	Avg
Kevin Parks	3	18	0	18	0	17	6.0
Michael Rocco	1	9	0	9	0	9	9.0
Perry Jones	2	8	0	8	0	5	4.0
Clifton Richardson	1	5	0	5	0	5	5.0

<b>Passing</b>	C-A-I	Yds	TD	Long	Sack
Michael Rocco	4-7-0	59	1	41	0

<b>Receiving</b>	No.	Yards	TD	Long
Max Milien	1	41	1	41
Matt Snyder	1	8	0	8
Paul Freedman	1	8	0	8
Perry Jones	1	2	0	2

<b>Punting</b>	No.	Yds	Avg	Long	In20	TB
Jimmy Howell	2	75	37.5	42	1	0

<b>Punt Returns</b>	No.	Yards	TD	Long

<b>Kick Returns</b>	No.	Yards	TD	Long
Khalek Shepherd	1	11	0	11
E.J. Scott	1	29	0	29

<b>Tackles</b>	UA-A	Total	Sacks	TFL
Rodney McLeod	3-1	4	0.0	0.0
Rijo Walker	1-2	3	0.0	0.0
Chase Minnifield	2-0	2	0.0	0.0
Steve Greer	1-1	2	0.0	0.0

**North Carolina**

<b>Rushing</b>	No.	Gain	Loss	Net	TD	Lg	Avg
Giovani Bernard	5	78	0	78	0	40	15.6
A.J. Blue	4	19	0	19	0	10	4.8
Jheranie Boyd	1	14	0	14	0	14	14.0
Ryan Houston	2	5	0	5	1	3	2.5

<b>Passing</b>	C-A-I	Yds	TD	Long	Sack
Bryn Renner	3-5-0	26	1	17	0
Reggie Wilkins	1-1-0	36	0	36	0

<b>Receiving</b>	No.	Yards	TD	Long
Dwight Jones	3	66	1	36
Giovani Bernard	1	-4	0	0

<b>Punting</b>	No.	Yds	Avg	Long	In20	TB
Thomas Hibbard	1	56	56.0	56	0	0

<b>Punt Returns</b>	No.	Yards	TD	Long

<b>Kick Returns</b>	No.	Yards	TD	Long
T.J. Thorpe	1	35	0	35
Sean Tapley	1	11	0	11

<b>Tackles</b>	UA-A	Total	Sacks	TFL
Kevin Reddick	1-2	3	0.0	0.0
Matt Merletti	2-0	2	0.0	0.0
Jonathan Smith	1-1	2	0.0	0.0
Zach Brown	1-1	2	0.0	0.0

Qtr	Time	Scoring Play	V-H
2nd	14:55	VA - Robert Randolph 38 yd field goal, 10-60 5:12	3 - 0
	12:54	NC - Jheranie Boyd 18 yd pass from Bryn Renner (Casey Barth kick), 5-74 2:00	3 - 7
	04:19	NC - Ryan Houston 1 yd run (Casey Barth kick), 12-64 5:30	3 - 14
3rd	13:02	NC - Dwight Jones 17 yd pass from Bryn Renner (Thomas Moore kick), 4-62 1:56	0 - 7
	10:27	VA - Max Milien 41 yd pass from Michael Rocco (Robert Randolph kick), 6-78 2:36	7 - 7
	04:45	NC - Ryan Houston 2 yd run (Thomas Moore kick), 6-88 2:18	7 - 14



## Play-by-Play Summary (4th quarter)

### Virginia vs North Carolina (Sep 17, 2011 at Chapel Hill, N.C.)



1-10	VA 22	Start of 4th quarter, clock 15:00.	
1-10	VA 22	Blue, A rush up middle for 15 yards to the VA7, 1ST DOWN NC (Walker,R;Nicholson,D).	R20
1-G	VA 07	Blue, A rush up middle for 3 yards to the VA4 (Minnifield,C).	
2-G	VA 04	Blue, A rush up middle for 2 yards to the VA2 (Romero,D;Greer,S).	
3-G	VA 02	Renner, B rush for loss of 3 yards to the VA5, fumble by Renner, B recovered by VA Jenkins,N at VA5.	

*10 plays, 67 yards, 5:31*

**VIRGINIA drive start at 13:05.**

*Fumble on Quarterback/Center exchange.*

1-10	VA 05	Rocco,M pass complete to Jones,P for 7 yards to the VA12 (Brown, C).	
2-3	VA 12	Richardson,C rush up middle for 3 yards to the VA15, 1ST DOWN VA (Williams, S;Coples, Q).	R15
1-10	VA 15	PENALTY NC personal foul (Coples, Q) 15 yards to the VA30, 1ST DOWN VA.	X16
1-10	VA 30	Rocco,M middle pass complete to Burd,K for 21 yards to the NC49, 1ST DOWN VA (Smith, J;Boston, T).	P17
1-10	NC 49	Rocco,M pass incomplete to Snyder,M.	
2-10	NC 49	Richardson,C rush right for 2 yards to the NC47 (Paige-Moss, D;Reddick, K).	
3-8	NC 47	Rocco,M rush for loss of 5 yards to the VA48.	

*Rocco fell as he was going back in the pocket.*

4-13	VA 48	Howell,J punt 31 yards to the NC21, fair catch by Scott, T.	
------	-------	---	--

*6 plays, 43 yards, 2:40*

**NORTH CAROLINA drive start at 10:25.**

1-10 NC 21 NC ball on NC22.

*Spot change due to change of possession.*

1-10	NC 22	Tapley, S rush left for 17 yards to the NC39, 1ST DOWN NC (Romero,D).	R21
1-10	NC 39	Blue, A rush up middle for 2 yards to the NC41 (Romero,D;Harris,A).	
2-8	NC 41	Blue, A rush up middle for loss of 1 yard to the NC40 (Romero,D).	
3-9	NC 40	Renner, B deep pass incomplete to Boyd, J.	
4-9	NC 40	Hibbard, T punt 41 yards to the VA19, Terrell,D return 0 yards to the VA19 (Brown, Z).	

*4 plays, 18 yards, 2:10*

**VIRGINIA drive start at 08:15.**

1-10	VA 19	Rocco,M screen pass complete to Jones,P for loss of 4 yards to the VA15 (Lipford, D).	
2-14	VA 15	Rocco,M middle pass complete to Snyder,M for 28 yards to the VA43, 1ST DOWN VA (Boston, T).	P18
1-10	VA 43	Rocco,M pass complete to Burd,K for 14 yards to the NC43, 1ST DOWN VA (Brown, C).	P19
1-10	NC 43	Rocco,M sideline pass incomplete to Milien,M, QB hurry by Coples, Q.	
2-10	NC 43	Rocco,M screen pass complete to Parks,K for 15 yards to the NC28, 1ST DOWN VA (Brown, Z).	P20
1-10	NC 28	Rocco,M middle pass complete to Burd,K for 15 yards to the NC13, 1ST DOWN VA (Smith, J;Merletti, M).	P21
1-10	NC 13	Parks,K rush up middle for 9 yards to the NC4 (Reddick, K;Brown, Z).	
2-1	NC 04	Rocco,M rush up middle for 4 yards to the NC0, 1ST DOWN VA, TOUCHDOWN, clock 05:09.	R22
1-G	NC 03	Randolph,R kick attempt good.	

**North Carolina 28, Virginia 17**

*8 plays, 81 yards, 3:06*

Hinkebein,C kickoff 70 yards to the NC0, touchback.

**NORTH CAROLINA drive start at 05:09.**

1-10	NC 20	Renner, B screen pass complete to Bernard, G for 2 yards to the NC22, out-of-bounds (Minnifield,C).	
2-8	NC 22	Bernard, G rush left for 11 yards to the NC33, 1ST DOWN NC (Harris,A).	R22
1-10	NC 33	Bernard, G rush left for 3 yards to the NC36 (Hill,W).	
2-7	NC 36	Timeout Virginia, clock 04:01.	
2-7	NC 36	Bernard, G rush left for loss of 1 yard to the NC35 (Snyder,J;Renfrow,J).	
3-8	NC 35	Timeout Virginia, clock 03:48.	
3-8	NC 35	Renner, B sacked for loss of 9 yards to the NC26 (Walcott,A).	
4-17	NC 26	Timeout Virginia, clock 03:43.	
4-17	NC 26	Hibbard, T punt 42 yards to the VA32, fair catch by Terrell,D.	

*5 plays, 6 yards, 1:34*

**VIRGINIA drive start at 03:35.**

1-10	VA 32	Rocco,M sideline pass incomplete to Smith,T.	
2-10	VA 32	Rocco,M sideline pass incomplete to Snyder,M.	
3-10	VA 32	Rocco,M middle pass incomplete to Burd,K, QB hurry by Coples, Q.	
4-10	VA 32	Rocco,M sideline pass complete to Smith,T for 32 yards to the NC36, 1ST DOWN VA (Boston, T).	P23

*Play was reviewed and upheld as called.*

1-10	NC 36	Rocco,M middle pass intercepted by Merletti, M at the NC14, Merletti, M return 8 yards to the NC22.	
------	-------	---	--

*5 plays, 32 yards, 0:42*

**NORTH CAROLINA drive start at 02:53.**

*No tackle as Merletti ran and then kneeled down.*

1-10	NC 22	Houston, R rush up middle for 2 yards to the NC24 (Romero,D;Greer,S).	
------	-------	---	--



**Play-by-Play Summary (4th quarter)**  
**Virginia vs North Carolina (Sep 17, 2011 at Chapel Hill, N.C.)**



2-8 NC 24 Houston, R rush right for loss of 2 yards to the NC22 (McLeod,R;Greer,S).  
 3-10 NC 22 Houston, R rush left for 7 yards to the NC29 (McLeod,R).  
 4-3 NC 29 Timeout North Carolina, clock 00:35.  
 4-3 NC 29 Hibbard, T punt 33 yards to the VA38, downed.  
*3 plays, 7 yards, 2:31*

**VIRGINIA drive start at 00:22.**

1-10 VA 38 Rocco,M deep pass intercepted by Merletti, M at the NC34, Merletti, M return 0 yards to the NC34, QB hurry by Coples, Q.  
*1 play, 0 yards, 0:06*

**NORTH CAROLINA drive start at 00:16.**

1-10 NC 34 TEAM rush for loss of 1 yard to the NC33.  
 End of game, clock 00:00.  
*1 play, minus 1 yard, 0:16*

**FINAL SCORE: North Carolina 28, Virginia 17**

Quarter Summary	Score	Time Poss	1st Downs				Conversions		Rushing	Passing	Penalties
			R	P	X	T	3rd	4th			
Virginia	7	06:34	2	6	1	9	0-2	1-1	5-13	8-15-2-128	0-0
North Carolina	0	08:26	3	0	0	3	0-4	0-0	15-45	1-2-0-2	1-15



**Quickie Statistics (4th quarter only)**  
**Virginia vs North Carolina (Sep 17, 2011 at Chapel Hill, N.C.)**



	VA	NC
Score	7	0
<b>FIRST DOWNS</b>	9	3
<b>RUSHES-YARDS (NET)</b>	5-13	15-45
<b>PASSING YDS (NET)</b>	128	2
Passes Att-Comp-Int	15-8-2	2-1-0
<b>TOTAL OFFENSE PLAYS-YARDS</b>	20-141	17-47
Fumble Returns-Yards	0-0	0-0
Punt Returns-Yards	1-0	0-0
Kickoff Returns-Yards	0-0	0-0
Interception Returns-Yards	0-0	2-8
Punts (Number-Avg)	1-31.0	3-38.7
Fumbles-Lost	0-0	1-1
Penalties-Yards	0-0	1-15
Possession Time	06:34	08:26
Third-Down Conversions	0 of 2	0 of 4
Fourth-Down Conversions	1 of 1	0 of 0

**Virginia**

<b>Rushing</b>	No.	Gain	Loss	Net	TD	Lg	Avg
Kevin Parks	1	9	0	9	0	9	9.0
Clifton Richardson	2	5	0	5	0	3	2.5
Michael Rocco	2	4	5	-1	1	4	-0.5

<b>Passing</b>	C-A-I	Yds	TD	Long	Sack
Michael Rocco	8-15-2	128	0	32	0

<b>Receiving</b>	No.	Yards	TD	Long
Kris Burd	3	50	0	21
Perry Jones	2	3	0	7
Tim Smith	1	32	0	32
Matt Snyder	1	28	0	28

<b>Punting</b>	No.	Yds	Avg	Long	In20	TB
Jimmy Howell	1	31	31.0	31	0	0

<b>Punt Returns</b>	No.	Yards	TD	Long
Dominique Terrell	1	0	0	0

<b>Kick Returns</b>	No.	Yards	TD	Long
---------------------	-----	-------	----	------

<b>Tackles</b>	UA-A	Total	Sacks	TFL
Daquan Romero	2-3	5	0.0	1.0
Steve Greer	0-3	3	0.0	0.5
Chase Minnifield	2-0	2	0.0	0.0
Rodney McLeod	1-1	2	0.0	0.5

**North Carolina**

<b>Rushing</b>	No.	Gain	Loss	Net	TD	Lg	Avg
A.J. Blue	5	22	1	21	0	15	4.2
Sean Tapley	1	17	0	17	0	17	17.0
Giovani Bernard	3	14	1	13	0	11	4.3
Ryan Houston	3	9	2	7	0	7	2.3

<b>Passing</b>	C-A-I	Yds	TD	Long	Sack
Bryn Renner	1-2-0	2	0	2	1

<b>Receiving</b>	No.	Yards	TD	Long
Giovani Bernard	1	2	0	2

<b>Punting</b>	No.	Yds	Avg	Long	In20	TB
Thomas Hibbard	3	116	38.7	42	1	0

<b>Punt Returns</b>	No.	Yards	TD	Long
---------------------	-----	-------	----	------

<b>Kick Returns</b>	No.	Yards	TD	Long
---------------------	-----	-------	----	------

<b>Tackles</b>	UA-A	Total	Sacks	TFL
Tre Boston	2-1	3	0.0	0.0
Zach Brown	2-1	3	0.0	0.0
Charles Brown	2-0	2	0.0	0.0
Jonathan Smith	0-2	2	0.0	0.0

Qtr	Time	Scoring Play	V-H
2nd	14:55	VA - Robert Randolph 38 yd field goal, 10-60 5:12	3 - 0
	12:54	NC - Jheranie Boyd 18 yd pass from Bryn Renner (Casey Barth kick), 5-74 2:00	3 - 7
	04:19	NC - Ryan Houston 1 yd run (Casey Barth kick), 12-64 5:30	3 - 14
3rd	13:02	NC - Dwight Jones 17 yd pass from Bryn Renner (Thomas Moore kick), 4-62 1:56	3 - 21
	10:27	VA - Max Milien 41 yd pass from Michael Rocco (Robert Randolph kick), 6-78 2:36	10 - 21
	04:45	NC - Ryan Houston 2 yd run (Thomas Moore kick), 6-88 2:18	10 - 28
4th	05:09	VA - Michael Rocco 4 yd run (Robert Randolph kick), 8-81 3:06	7 - 0

## Virginia at North Carolina

Sept. 17, 2011

### Virginia Game Notes

#### Team Notes

- Virginia had 468 yards of total offense, eclipsing the 400-yard mark for the second time this season. The Cavaliers out-gained the Tar Heels, 468-401.
- North Carolina entered Saturday's game allowing 30.0 rushing yards per game through its first two games of the season. Through two offensive possessions, UVa had 40 rushing yards. The Cavaliers finished with 170 rushing yards for the game.
- Virginia has scored first in all three of its games of 2011, and all three scores were field goals.
- North Carolina's touchdown pass in the second quarter from Bryn Renner to Jheranie Boyd was the first touchdown the Cavaliers have allowed in a first half this season.
- With the loss, Virginia's record went to 2-1 (0-1 ACC) on the year, 54-58-4 all-time vs. North Carolina, 12-30-3 all-time vs. North Carolina in Chapel Hill and 22-36 all-time in ACC openers.

#### Individual Notes

- Sophomore Rijo Walker made his first-career start at free safety. He joins OG Luke Bowanko, TE Jeremiah Mathis, CB Demetrious Nicholson and QB Michael Rocco as the fifth Cavalier to make his first-career start in 2011.
- Sophomore QB Michael Rocco became the 35th Cavalier in school history to post a 200-yard passing game. Rocco finished with a career-high 287 passing yards and completed 22-of-37 attempts with two touchdowns (one passing, one rushing).
- Rocco is the first Cavalier to pass for more than 250 yards since Marc Verica had 284 yards at Boston College in 2010.
- Rocco's 41-yard touchdown pass to Max Milien in the third quarter was his first touchdown pass of the season.
- Rocco's 4-yard rushing touchdown in the fourth quarter was the first rushing touchdown of his career.
- Senior WR Kris Burd made seven catches vs. North Carolina for 110 receiving yards. For his career, Burd now has 1,439 receiving yards – moving him into sole possession of eleventh place on the all-time UVa receiving list. No. 10 belongs to Terrence Wilkins (1995-98) with 1,495 yards.
- Burd also moved into 10th place on UVa's career receptions list and now has 109. Tied for eighth on that list are Herman Moore (1988-90) and Wali Lundy (2002-05) with 114 career catches.
- Burd recorded the fifth 100-yard receiving game of his career and his first of the 2011 season. He is now tied for No. 6 with Patrick Jeffers (1992-95) on UVa's all-time list of 100-yard games.
- After starting the season 8-for-8, senior placekicker Robert Randolph missed his first field goal of the 2011 season on his first attempt from 45 yards. He made his next and

only other attempt of the game from 38 yards. He has connected on 9-of-10 field goals this year and 39-of-47 for his career.

- Kevin Parks' 34-yard rush in the second quarter was a career-long rush. His previous career-long rush was 26 yards against William & Mary in week one. Parks finished with 98 rushing yards.
- Max Milien's touchdown reception in the third quarter was his first-career touchdown reception and his second-career touchdown overall. The 41-yard play was a career-long reception for Milien and he finished with a career-high 41 receiving yards. It was the longest play of the game.
- Redshirt freshman wide receiver E.J. Scott made his collegiate debut against North Carolina. He had his first-career kickoff return (29 yards). Scott is the 25th Cavalier to earn first playing time in 2011.



**North Carolina Football • Game 3**  
**North Carolina 28, Virginia 17**  
**Sept. 17, 2011 • Kenan Stadium • Chapel Hill, N.C.**

Virginia Head Coach Mike London

On missed opportunities:

“We got down there for the first field goal, it was wide right. It was well within Robert’s range. Then later on we flipped the field, at about the same yard line and had an opportunity for a fourth down play that we thought we could make. Robert could have kicked it again but we thought we had a fourth down play based on what they showed us and we thought we could execute and make it. We decided to try to go for it and try to get some points. We also had a fumble down there so you can’t do things like that when you’re playing a good football team. And they’re a good football team. It went back and forth, if you look at the statistics there wasn’t one side dominating the other side. But they won where it matters and that’s on the scoreboard. They scored more points and had more opportunities to put it in the end zone than we did. My hat goes off to them, they played hard and they played good.”

On Michael Rocco’s progression:

“There were a couple of plays out there that showed the presence of what a quarterback has to do. I thought he made a couple of good throws. We talked about earlier on a scramble situation if everyone is covered it’s ok to hold on to the ball and try to get positive yardage.”

On overall team evaluation:

“Everybody is going to have to take a step up. Everyone that is playing, from the freshmen up to the fourth and fifth year guys, we have to play better and we have to put points up on the scoreboard and we have to stop teams from scoring.”

**North Carolina vs. Virginia • Sept. 17, 2011**  
**UNC Postgame Notes**  
**Final Score: North Carolina 28, Virginia 17**

- Today was Carolina's first win in its ACC opener since 2000. The Tar Heels are off to a 3-0 start for the third time in four seasons. UNC has won its first three home games since 2001.
- With the win, Carolina now leads the all-time series, 59-53-4. The Tar Heels have won consecutive games in the series for the first time since 1981-82.
- With Virginia's second-quarter field goal to open the scoring, Carolina trailed for the first time in 2011. Prior to Robert Randolph's 38-yarder with 14:55 remaining in the first half, the Tar Heels had led or been tied for 135 minutes, five seconds.
- Carolina led at the half for the third straight game. The Tar Heels have allowed 22 first-half points so far in 2011 – 7 vs. James Madison, 12 vs. Rutgers, 3 vs. Virginia.
- Sophomore quarterback Bryn Renner finished 15 for 21 for 143 yards and two touchdowns. In the first three games, Renner is 57 for 70 for 693 yards, five touchdowns and four interceptions.
- Renner has completed 81.4 percent of his passes in the three wins.
- Senior tailback Ryan Houston scored a pair of rushing touchdowns – a 1-yarder in the second quarter and a 2-yarder in the third quarter. It was his first multi-score game since running for a pair of touchdowns against Boston College in 2009 and the sixth time in his career he has scored multiple times.
- Houston's touchdown runs were his second and third of the season and the 20th and 21st of his career. Fourteen of his 21 career touchdown runs have been for either 1 or 2 yards (10 1-yard TDs, 4 2-yard TDs).
- Houston (21) passed Curtis Johnson (20, 1992-94) for 10th in school history in career touchdown runs.
- Senior wide receiver Dwight Jones finished with five catches for 85 yards and a 17-yard touchdown. Jones has a touchdown in each of Carolina's first three games and four for the season. He had four touchdown catches in his career entering 2011.
- Redshirt freshman tailback Giovani Bernard rushed for a season-high 102 yards on just 12 carries. He averaged 8.5 yards per carry. He also caught five passes for 31 yards. In the first three games, Bernard has rushed for 247 yards on 37 carries, an average of 6.7 yards per attempt. Bernard is the first UNC freshman to rush for 100 yards in a game since Greg Little had 154 against Duke in 2007.
- Sophomore tailback A.J. Blue saw his most extensive action of the season, rushing nine times for 40 yards. He also attempted a pass in the second quarter, just missing on a long play to Jheranie Boyd.

- The Tar Heels rushed for a season high 222 yards, their highest figure since rushing for 255 in the 2010 regular-season finale at Duke. Eight different Tar Heels gained 14 or more yards on the ground today.
- The Carolina defense registered its first takeaways of the season, intercepting two passes and recovering a fumble. Junior defensive tackle Sylvester Williams got the first one when he recovered a Virginia fumble late in the second quarter. Safety Matt Merletti finished off Virginia's final two offensive series in the fourth quarter with interceptions.
- Merletti came into the game with two career interceptions and doubled that total in a span of two minutes and 37 seconds late in the game. It was the first time a Tar Heel picked off two passes in the fourth quarter since Trimane Goddard at Miami in 2008. It was the first time any Tar Heel had two picks in a game since Deunta Williams against The Citadel in 2009.
- Junior wide receiver Jheranie Boyd caught an 18-yard touchdown pass in the second quarter, his second reception of the season and his first touchdown of the year.
- Redshirt freshman wide receiver Reggie Wilkins had his first career pass completion in the third quarter, a 36-yard strike to Jones. Wilkins took the ball on an end-around before pulling up and throwing to Jones. Two plays later Ryan Houston scored from two yards out to give UNC a 28-10 lead.
- Redshirt freshman wide receiver Sean Tapley had his first career rush, a 17-yard gain on an end-around in the fourth quarter.
- Casey Barth made both of his point after attempts, extending his school record to 82 consecutive conversions. Barth did not kick in the second half due to a leg injury.
- Redshirt freshman PK Thomas Moore replaced Barth and converted his first career PAT attempt in the third quarter. He finished the game 2 for 2 on PATs.
- Saturday was the 116th meeting between North Carolina and Virginia since 1892. The series has been played every season for 100 straight meetings dating back to 1910, with neither school fielding a team in 1917-18 due to World War I.
- The Tar Heel defense came into today's game third in the country in run defense, allowing 30 yards per game, but the Cavaliers gained 170 yards on the ground, averaging 5.0 yards per attempt.
- Carolina gave up its first sack of the season, a 9-yard loss of Bryn Renner by Ausar Walcott.

**North Carolina Football • Game 3**  
**North Carolina 28, Virginia 17**  
**Sept. 17, 2011 • Kenan Stadium • Chapel Hill, N.C.**

**North Carolina Head Coach Everett Withers**

“It’s good to be 1-0 in the ACC. That’s the bottom line. I thought we did some really good things today...winning the game. We rushed for 222 yards today. Anytime you can rush for 222 yards is a pretty good day for us. Gio Bernard is the first freshman back since ‘07 to rush for 100 yards. So that’s a pretty nice stat. Dwight Jones has caught a pass in every ball game. Another nice stat. I thought we got some guys in the game (like) A.J. Blue. An opportunity to get him in the game is huge and have him run well. We can go back (to practice) and get better. It was good to come out with a good ACC win today at home and hopefully that carries momentum down the road for us. That’s the objective – to keep getting better each week.”

**On reducing the turnovers:**

“Just like we talked about last week – the mindset. I think our kids went into the game with the mindset that we’ve got to protect the ball. The one we had was a quarterback-center exchange so we’ll go back and work on that next week. We’ve just got to keep protecting the ball. The ball is the issue. If you’ve got the ball nobody can beat you.

“You just have to keep working on it. Guys got their hands on the ball and you hope they keep getting greedy about wanting to get their hands on the ball. “

**On Giovanni Bernard:**

“He’s got a low center of gravity. He’s got good vision. He knows how to set up blocks well. I think he understands our blocking schemes. Some backs don’t understand blocking schemes, but he understands where he needs to be, who’s leading him. He does a good job of deciding when to go outside and cut back. It’s just a natural trait for him.”

**On the offensive line play:**

“I thought our offensive line did a great job today. The run game is about building it up and getting better with the run game. The early part of the game sometimes doesn’t look so pretty. Then you hit a run, then you get two or three (yards). Then you hit another run. That’s the run game sometimes. People think you always got to be getting 50, you’ve got to be getting 20. It’s not like that. I thought our offensive line stayed on task, the running game stayed on task and we were able to run for 222 today.”

**On three running backs:**

“They all have a unique ability. I think they are all great teammates with each other and they want success for each other. When you have depth like that in the running back, you want to use it. “

**On trick plays:**

"I've been a defensive coach for a long time and you've got to put that stuff on tape. If you don't you're going to have 10 men standing on the line of scrimmage trying to stop your run game. I think you saw A.J.'s success running the ball in the second half because he had thrown that ball in the first half. We just want to make sure if there is something there we study it each week and see if we capitalize on it."

**On stopping teams in the red zone:**

"You're always trying to get teams to kick field goals in the red zone. If you're giving up touchdowns in the red zone, that's something that takes a little bit out of your emotion on defense. I think that had a lot to do with the first half."

**On giving up more than 400 yards:**

"The yards concern you, but you can go (look) on tape and you can correct some of the things that happened to you. The points are what's important. If they're not scoring, they can't win. I'm about trying to have one more than they've got."



**Scoring Summary (Final)**  
**2011 University of Virginia Football**  
 Southern Miss vs Virginia (Sep 24, 2011 at Charlottesville, Va.)



Southern Miss (3-1) vs. Virginia (2-2)

Date: Sep 24, 2011 • Site: Charlottesville, Va. • Stadium: Smith/Harrison/Scott

Attendance: 43220

<b>Score by Quarters</b>	<b>1</b>	<b>2</b>	<b>3</b>	<b>4</b>	<b>Total</b>
Southern Miss	7	14	3	6	<b>30</b>
Virginia	13	0	3	8	<b>24</b>

<b>Qtr</b>	<b>Time</b>	<b>Scoring Play</b>	<b>V-H</b>
1st	11:55	USM - Kelvin Bolden 32 yd pass from Austin Davis (Danny Hrapmann kick), 9-71 3:05	7 - 0
	06:24	VA - Michael Rocco 6 yd run (Jacob Hodges pass failed), 14-71 5:31	7 - 6
	02:04	VA - Kevin Parks 9 yd run (Robert Randolph kick), 6-69 2:21	7 - 13
2nd	12:05	USM - Ryan Balentine 20 yd pass from Austin Davis (Danny Hrapmann kick), 14-87 4:59	14 - 13
	04:34	USM - Kelvin Bolden 3 yd pass from Austin Davis (Danny Hrapmann kick), 8-35 2:40	21 - 13
3rd	07:31	VA - Robert Randolph 21 yd field goal, 17-71 7:29	21 - 16
	03:58	USM - Danny Hrapmann 43 yd field goal, 4-7 1:15	24 - 16
4th	08:54	USM - Danny Hrapmann 35 yd field goal, 7-41 3:13	27 - 16
	05:18	VA - Jeremiah Mathis 1 yd pass from David Watford (Kris Burd pass from Watford,D), 10-76 3:36	27 - 24
	01:31	USM - Danny Hrapmann 27 yd field goal, 10-50 3:47	30 - 24

Kickoff time: 3:39 PM • End of Game: 7:12 PM • Total elapsed time: 3:33

Officials: Referee: Ken Antee; Umpire: Ben Young; Linesman: Gerry Austin;

Line judge: Jerry Harris; Back judge: Michael Bailey; Field judge: Avery Fields;

Side judge: Dan Gautreaux; Scorer: Vincent Briedis;

Temperature: 74 • Wind: 4 NNE • Weather: overcast



**Team Statistics (Final)**  
**2011 University of Virginia Football**  
**Southern Miss vs Virginia (Sep 24, 2011 at Charlottesville, Va.)**



	<u>USM</u>	<u>VA</u>
<b>FIRST DOWNS</b>	17	24
Rushing	4	6
Passing	12	16
Penalty	1	2
<b>NET YARDS RUSHING</b>	61	153
Rushing Attempts	35	40
Average Per Rush	1.7	3.8
Rushing Touchdowns	0	2
Yards Gained Rushing	98	170
Yards Lost Rushing	37	17
<b>NET YARDS PASSING</b>	313	221
Completions-Attempts-Int	27-42-0	26-44-3
Average Per Attempt	7.5	5.0
Average Per Completion	11.6	8.5
Passing Touchdowns	3	1
<b>TOTAL OFFENSE YARDS</b>	374	374
Total offense plays	77	84
Average Gain Per Play	4.9	4.5
Fumbles: Number-Lost	2-1	0-0
Penalties: Number-Yards	8-80	4-40
<b>PUNTS-YARDS</b>	4-204	4-158
Average Yards Per Punt	51.0	39.5
Net Yards Per Punt	49.0	38.0
Inside 20	3	0
50+ Yards	2	1
Touchbacks	0	0
Fair catch	0	1
<b>KICKOFFS-YARDS</b>	8-534	5-328
Average Yards Per Kickoff	66.8	65.6
Net Yards Per Kickoff	42.2	48.0
Touchbacks	1	0
Punt returns: Number-Yards-TD	1-6-0	1-8-0
Average Per Return	6.0	8.0
Kickoff returns: Number-Yds-TD	4-88-0	7-176-0
Average Per Return	22.0	25.1
Interceptions: Number-Yds-TD	3-18-0	0-0-0
Fumble Returns: Number-Yds-TD	0-0-0	0-0-0
Miscellaneous Yards	0	0
Possession Time	29:31	30:29
1st Quarter	7:08	7:52
2nd Quarter	8:50	6:10
3rd Quarter	4:48	10:12
4th Quarter	8:45	6:15
Third-Down Conversions	10 of 21	9 of 19
Fourth-Down Conversions	1 of 1	3 of 5
Red-Zone Scores-Chances	4-4	4-4
Touchdowns	2-4	3-4
Field goals	2-4	1-4
Sacks By: Number-Yards	0-0	3-12
PAT Kicks	3-3	1-1
Field Goals	3-4	1-1



**Individual Statistics (Final)**  
**2011 University of Virginia Football**  
 Southern Miss vs Virginia (Sep 24, 2011 at Charlottesville, Va.)



**Southern Miss**

Rushing	No.	Gain	Loss	Net	TD	Lg	Avg
Kendrick Hardy	12	34	1	33	0	11	2.8
Danny Hrapmann	1	31	0	31	0	31	31.0
Austin Davis	10	16	14	2	0	8	0.2
Justin Sims	1	2	0	2	0	2	2.0
Jamal Woodyard	5	8	9	-1	0	4	-0.2
Tracy Lampley	3	3	7	-4	0	3	-1.3
Team	3	0	6	-6	0	0	-2.0
Joe Duhon	0	4	0	4	0	0	0.0
<b>Totals</b>	<b>35</b>	<b>98</b>	<b>37</b>	<b>61</b>	<b>0</b>	<b>31</b>	<b>1.7</b>

Passing	C-A-I	Yds	TD	Long	Sack
Austin Davis	27-41-0	313	3	41	3
Quentin Pierce	0-1-0	0	0	0	0
<b>Totals</b>	<b>27-42-0</b>	<b>313</b>	<b>3</b>	<b>41</b>	<b>3</b>

Receiving	No.	Yards	TD	Long
Kelvin Bolden	7	66	2	32
Tracy Lampley	5	100	0	41
Ryan Balentine	5	68	1	20
Quentin Pierce	4	29	0	8
F. Llanos	2	9	0	5
M. Triplett	1	15	0	15
D. Sullivan	1	9	0	9
Jamal Woodyard	1	9	0	9
William Spight	1	8	0	8
<b>Totals</b>	<b>27</b>	<b>313</b>	<b>3</b>	<b>41</b>

Punting	No.	Yds	Avg	Long	In20	TB
Peter Boehme	3	154	51.3	60	2	0
Danny Hrapmann	1	50	50.0	50	1	0
<b>Totals</b>	<b>4</b>	<b>204</b>	<b>51.0</b>	<b>60</b>	<b>3</b>	<b>0</b>

Returns	Punt			Kickoff			Intercept		
	No	Yds	Lg	No	Yds	Lg	No	Yds	Lg
Tracy Lampley	1	6	6	0	0	0	0	0	0
Jeremy Hester	0	0	0	1	33	33	0	0	0
J. Cotton	0	0	0	0	0	0	1	9	9
Korey Williams	0	0	0	0	0	0	1	9	9
M. Wheaton	0	0	0	0	0	0	1	0	0
Justin Sims	0	0	0	3	55	24	0	0	0
<b>Totals</b>	<b>1</b>	<b>6</b>	<b>6</b>	<b>4</b>	<b>88</b>	<b>33</b>	<b>3</b>	<b>18</b>	<b>9</b>

Field goals	Qtr	Time	Dist	Result
Danny Hrapmann	2nd	00:00	41 yards	Missed
Danny Hrapmann	3rd	03:58	43 yards	Good
Danny Hrapmann	4th	08:54	35 yards	Good
Danny Hrapmann	4th	01:31	27 yards	Good

Kickoffs	No.	Yards	Avg	TB	OB
Danny Hrapmann	7	481	68.7	0	0
Peter Boehme	1	53	53.0	1	0

All-purpose	Run	Rcv	KR	PR	IR	Total
Tracy Lampley	-4	100	0	6	0	102
Ryan Balentine	0	68	0	0	0	68
Kelvin Bolden	0	66	0	0	0	66
Justin Sims	2	0	55	0	0	57

**Virginia**

Rushing	No.	Gain	Loss	Net	TD	Lg	Avg
Perry Jones	17	84	2	82	0	20	4.8
Kevin Parks	9	38	5	33	1	11	3.7
David Watford	5	22	0	22	0	15	4.4
Clifton Richardson	5	15	2	13	0	6	2.6
Michael Rocco	2	11	0	11	1	6	5.5
Max Milien	1	0	1	-1	0	0	-1.0
Darius Jennings	1	0	7	-7	0	0	-7.0
<b>Totals</b>	<b>40</b>	<b>170</b>	<b>17</b>	<b>153</b>	<b>2</b>	<b>20</b>	<b>3.8</b>

Passing	C-A-I	Yds	TD	Long	Sack
Michael Rocco	16-24-3	140	0	17	0
David Watford	10-20-0	81	1	18	0
<b>Totals</b>	<b>26-44-3</b>	<b>221</b>	<b>1</b>	<b>18</b>	<b>0</b>

Receiving	No.	Yards	TD	Long
Kris Burd	9	88	0	16
Perry Jones	6	47	0	17
Matt Snyder	5	39	0	13
Darius Jennings	2	23	0	12
Tim Smith	1	18	0	18
Paul Freedman	1	4	0	4
Jeremiah Mathis	1	1	1	1
Max Milien	1	1	0	1
<b>Totals</b>	<b>26</b>	<b>221</b>	<b>1</b>	<b>18</b>

Punting	No.	Yds	Avg	Long	In20	TB
Jimmy Howell	4	158	39.5	50	0	0
<b>Totals</b>	<b>4</b>	<b>158</b>	<b>39.5</b>	<b>50</b>	<b>0</b>	<b>0</b>

Returns	Punt			Kickoff			Intercept		
	No	Yds	Lg	No	Yds	Lg	No	Yds	Lg
Dominique Terrell	1	8	8	0	0	0	0	0	0
Darius Jennings	0	0	0	3	83	30	0	0	0
Khalek Shepherd	0	0	0	1	25	25	0	0	0
E.J. Scott	0	0	0	3	68	26	0	0	0
<b>Totals</b>	<b>1</b>	<b>8</b>	<b>8</b>	<b>7</b>	<b>176</b>	<b>30</b>	<b>0</b>	<b>0</b>	<b>0</b>

Field goals	Qtr	Time	Dist	Result
Robert Randolph	3rd	07:31	21 yards	Good

Kickoffs	No.	Yards	Avg	TB	OB
Chris Hinkebein	5	328	65.6	0	1

All-purpose	Run	Rcv	KR	PR	IR	Total
Perry Jones	82	47	0	0	0	129
Darius Jennings	-7	23	83	0	0	99
Kris Burd	0	88	0	0	0	88
E.J. Scott	0	0	68	0	0	68

FUMBLES: Southern Miss-Austin Davis 1-0; Jamal Woodyard 1-1. Virginia-None.





**Defensive Statistics (Final)**  
**2011 University of Virginia Football**  
**Southern Miss vs Virginia (Sep 24, 2011 at Charlottesville, Va.)**



##	Southern Miss	Solo	Ast	Total	Sacks-Yds	TFL-Yds	FF	FR-Yds	Int-Yds	BrUp	Blks	QBH
28	J. Cotton	5	4	9	-	0.5-1	-	-	1-9	-	-	-
56	R. Thornton	2	6	8	-	1.0-0	-	-	-	-	-	-
2D	E. Johnson	4	3	7	-	1.0-3	-	-	-	-	-	-
8	Jamie Collins	4	2	6	-	2.0-8	-	-	-	1	-	-
38	Jeremy Snowden	3	3	6	-	0.5-1	-	-	-	-	-	-
2	M. Wheaton	2	4	6	-	-	-	-	1-0	1	-	-
6D	M. Thompson	3	2	5	-	-	-	-	-	1	-	-
7D	Deron Wilson	3	2	5	-	-	-	-	-	1	-	-
3	Cameron O'Neal	2	2	4	-	0.5-1	-	-	-	-	-	-
98	Khyri Thornton	1	3	4	-	1.0-2	-	-	-	-	-	-
37	Alan Howze	1	3	4	-	-	-	-	-	-	-	-
42	Korey Williams	1	3	4	-	-	-	-	1-9	-	-	-
16	Alex Smith	2	1	3	-	-	-	-	-	-	-	-
49	Cordarro Law	2	1	3	-	-	-	-	-	-	-	-
91	Dedrick Jones	1	1	2	-	-	-	-	-	-	-	-
90	Terrance Pope	1	1	2	-	0.5-1	-	-	-	-	-	-
95	Khalid Wilson	0	2	2	-	-	-	-	-	-	-	-
94	Andrew Burns	0	2	2	-	-	-	-	-	-	-	-
35	Justin Penn	0	2	2	-	-	-	-	-	-	-	-
31	A. Walters	1	0	1	-	-	-	-	-	-	-	-
21	Jeremy Hester	1	0	1	-	-	-	-	-	-	-	-
48	Trent Johnson	1	0	1	-	-	-	-	-	-	-	-
26	K. Presley	1	0	1	-	-	-	-	-	-	-	-
8D	B. Francesconi	0	1	1	-	-	-	-	-	-	-	-
<b>Totals</b>		<b>41</b>	<b>48</b>	<b>89</b>	<b>0.0-0</b>	<b>7.0-17</b>	<b>0</b>	<b>0-0</b>	<b>3-18</b>	<b>4</b>	<b>0</b>	<b>0</b>

##	Virginia	Solo	Ast	Total	Sacks-Yds	TFL-Yds	FF	FR-Yds	Int-Yds	BrUp	Blks	QBH
9	LaRoy Reynolds	4	8	12	-	1.5-6	-	-	-	-	-	-
1	Demetrious Nicholson	7	2	9	-	-	-	-	-	-	-	-
53	Steve Greer	5	4	9	-	-	-	-	-	1	-	-
94	Matt Conrath	4	3	7	0.5-1	2.0-4	-	-	-	-	-	-
93	Will Hill	3	3	6	-	1.5-6	1	-	-	-	-	-
7	Corey Mosley	3	2	5	-	-	-	-	-	-	-	-
13	Chase Minnifield	2	3	5	-	1.0-3	-	-	-	1	-	-
56	Cam Johnson	2	2	4	1.0-2	1.5-3	1	-	-	-	-	-
23	Dom Joseph	1	3	4	-	-	-	-	-	-	-	-
4	Rodney McLeod	0	4	4	-	-	-	-	-	1	-	-
96	Nick Jenkins	0	4	4	0.5-1	1.5-2	-	-	-	-	-	-
47	Bill Schautz	1	2	3	-	-	-	1-0	-	-	-	-
52	Aaron Taliaferro	2	0	2	1.0-8	1.0-8	-	-	-	-	-	-
26	Ausar Walcott	1	1	2	-	0.5-1	-	-	-	-	-	-
2	Dominique Terrell	1	0	1	-	-	-	-	-	-	-	-
20	Tim Smith	1	0	1	-	-	-	-	-	-	-	-
86	Ray Keys	1	0	1	-	-	-	-	-	-	-	-
83	Jake McGee	1	0	1	-	-	-	-	-	-	-	-
27	Rijo Walker	1	0	1	-	-	-	-	-	-	-	-
18	Kris Burd	1	0	1	-	-	-	-	-	-	-	-
90	Jake Snyder	0	1	1	-	-	-	-	-	-	-	-
37	LoVante Battle	0	1	1	-	-	-	-	-	-	-	-
33	Perry Jones	0	1	1	-	-	-	-	-	-	-	-
72	Oday Aboushi	0	1	1	-	-	-	-	-	-	-	-
99	Brent Urban	0	1	1	-	0.5-1	-	-	-	-	-	-
<b>Totals</b>		<b>41</b>	<b>46</b>	<b>87</b>	<b>3.0-12</b>	<b>11.0-34</b>	<b>2</b>	<b>1-0</b>	<b>0-0</b>	<b>3</b>	<b>0</b>	<b>0</b>



**Drive Chart (By Team) (Final)**  
**2011 University of Virginia Football**  
 Southern Miss vs Virginia (Sep 24, 2011 at Charlottesville, Va.)



Team	Qtr	Drive Started			Drive Ended			Consumed	
		Spot	Time	Obtained	Spot	Time	How lost	PI - Yds	TOP
USM	1st	S29	15:00	Kickoff	V00	11:55	*TOUCHDOWN	9 - 71	3:05
USM		S22	06:24	Kickoff	S30	04:25	Punt	3 - 8	1:59
USM		S13	02:04	Kickoff	V00	12:05	*TOUCHDOWN	14 - 87	4:59
USM	2nd	S30	10:10	Punt	V48	08:11	Punt	6 - 22	1:59
USM		V35	07:14	Punt	V00	04:34	*TOUCHDOWN	8 - 35	2:40
USM		S19	01:31	Interception	S22	00:33	Punt	3 - 3	0:58
USM		V31	00:18	Interception	V24	00:00	Missed FG	4 - 7	0:18
USM	3rd	S38	07:31	Kickoff	S47	05:25	Kickoff	3 - 9	2:06
USM		V33	05:13	Interception	V26	03:58	*FIELD GOAL	4 - 7	1:15
USM		S20	01:27	Punt	S41	14:11	Punt	5 - 21	2:16
USM	4th	V43	13:47	Punt	V49	13:39	Fumble	2 - (6)	0:08
USM		S42	12:07	Downs	V17	08:54	*FIELD GOAL	7 - 41	3:13
USM		S40	05:18	Kickoff	V10	01:31	*FIELD GOAL	10 - 50	3:47
USM		S49	00:48	Downs	S43	00:46		3 - (6)	0:02

	1st Qtr	2nd Qtr	3rd Qtr	4th Qtr	1st Half	2nd Half	Total
<b>Southern Miss</b>							
Time of possession	07:08	08:50	04:48	07:59	15:58	12:47	28:45
3rd down conversions	2-4	5-8	0-2	3-7	7-12	3-9	10-21
Average field position	S21	S45	S41	S47	S35	S44	S40
4th down conversions	0-0	1-1	0-0	0-0	1-1	0-0	1-1

Team	Qtr	Drive Started			Drive Ended			Consumed	
		Spot	Time	Obtained	Spot	Time	How lost	PI - Yds	TOP
VA	1st	V29	11:55	Kickoff	S00	06:24	*TOUCHDOWN	14 - 71	5:31
VA		V31	04:25	Punt	S00	02:04	*TOUCHDOWN	6 - 69	2:21
VA	2nd	V23	12:05	Kickoff	V20	10:10	Punt	3 - (3)	1:55
VA		V01	08:11	Punt	V03	07:14	Punt	3 - 2	0:57
VA		V30	04:34	Kickoff	S28	01:31	Interception	8 - 42	3:03
VA		V18	00:33	Punt	V25	00:18	Interception	2 - 7	0:15
VA		V24	00:00	Missed FG	V24	00:00	End of half	0 - 0	0:00
VA	3rd	V25	15:00	Kickoff	S04	07:31	*FIELD GOAL	17 - 71	7:29
VA		V20	05:25	Kickoff	V24	05:13	Interception	2 - 4	0:12
VA		V19	03:58	Kickoff	V41	01:27	Punt	7 - 22	2:31
VA	4th	V09	14:11	Punt	V12	13:47	Punt	3 - 3	0:24
VA		V49	13:39	Fumble	S42	12:07	Downs	4 - 9	1:32
VA		V24	08:54	Kickoff	S00	05:18	*TOUCHDOWN	10 - 76	3:36
VA		V30	01:31	Kickoff	S49	00:48	Downs	6 - 21	0:43

	1st Qtr	2nd Qtr	3rd Qtr	4th Qtr	1st Half	2nd Half	Total
<b>Virginia</b>							
Time of possession	07:52	06:10	10:12	06:15	14:02	16:27	30:29
3rd down conversions	4-5	1-3	2-6	2-5	5-8	4-11	9-19
Average field position	V30	V18	V21	V28	V22	V25	V23
4th down conversions	1-1	0-0	2-2	0-2	1-1	2-4	3-5



**Drive Chart (By Quarter) (Final)**  
**2011 University of Virginia Football**  
 Southern Miss vs Virginia (Sep 24, 2011 at Charlottesville, Va.)



Team	Qtr	Drive Started			Drive Ended			Consumed	
		Spot	Time	Obtained	Spot	Time	How lost	PI - Yds	TOP
USM	1st	S29	15:00	Kickoff	V00	11:55	*TOUCHDOWN	9 - 71	3:05
VA		V29	11:55	Kickoff	S00	06:24	*TOUCHDOWN	14 - 71	5:31
USM		S22	06:24	Kickoff	S30	04:25	Punt	3 - 8	1:59
VA		V31	04:25	Punt	S00	02:04	*TOUCHDOWN	6 - 69	2:21
USM		S13	02:04	Kickoff	V00	12:05	*TOUCHDOWN	14 - 87	4:59
VA	2nd	V23	12:05	Kickoff	V20	10:10	Punt	3 - (3)	1:55
USM		S30	10:10	Punt	V48	08:11	Punt	6 - 22	1:59
VA		V01	08:11	Punt	V03	07:14	Punt	3 - 2	0:57
USM		V35	07:14	Punt	V00	04:34	*TOUCHDOWN	8 - 35	2:40
VA		V30	04:34	Kickoff	S28	01:31	Interception	8 - 42	3:03
USM		S19	01:31	Interception	S22	00:33	Punt	3 - 3	0:58
VA		V18	00:33	Punt	V25	00:18	Interception	2 - 7	0:15
USM		V31	00:18	Interception	V24	00:00	Missed FG	4 - 7	0:18
VA		V24	00:00	Missed FG	V24	00:00	End of half	0 - 0	0:00
VA	3rd	V25	15:00	Kickoff	S04	07:31	*FIELD GOAL	17 - 71	7:29
USM		S38	07:31	Kickoff	S47	05:25	Kickoff	3 - 9	2:06
VA		V20	05:25	Kickoff	V24	05:13	Interception	2 - 4	0:12
USM		V33	05:13	Interception	V26	03:58	*FIELD GOAL	4 - 7	1:15
VA		V19	03:58	Kickoff	V41	01:27	Punt	7 - 22	2:31
USM		S20	01:27	Punt	S41	14:11	Punt	5 - 21	2:16
VA	4th	V09	14:11	Punt	V12	13:47	Punt	3 - 3	0:24
USM		V43	13:47	Punt	V49	13:39	Fumble	2 - (6)	0:08
VA		V49	13:39	Fumble	S42	12:07	Downs	4 - 9	1:32
USM		S42	12:07	Downs	V17	08:54	*FIELD GOAL	7 - 41	3:13
VA		V24	08:54	Kickoff	S00	05:18	*TOUCHDOWN	10 - 76	3:36
USM		S40	05:18	Kickoff	V10	01:31	*FIELD GOAL	10 - 50	3:47
VA		V30	01:31	Kickoff	S49	00:48	Downs	6 - 21	0:43
USM		S49	00:48	Downs	S43	00:46		3 - (6)	0:02



**Play-by-Play Summary (1st quarter)**  
**Southern Miss vs Virginia (Sep 24, 2011 at Charlottesville, Va.)**



*UVa wins toss, defers. USM to receive and defend north end zone*

1-10	USM 30	VA ball on VA30. Hinkebein,C kickoff 65 yards to the USM5, Justin Sims return 24 yards to the USM29 (Keys,R).	
1-10	USM 29	Austin Davis pass incomplete to Quentin Pierce.	
2-10	USM 29	Tracy Lampley rush for 3 yards to the USM32 (Nicholson,D).	
3-7	USM 32	Austin Davis pass complete to Kelvin Bolden for 12 yards to the USM44, 1ST DOWN USM (Nicholson,D).	P1
1-10	USM 44	Austin Davis pass complete to Kelvin Bolden for 6 yards to the 50 yardline (McLeod,R;Minnifield,C).	
2-4	USM 50	Austin Davis pass complete to Quentin Pierce for 7 yards to the VA43, 1ST DOWN USM, out-of-bounds (Nicholson,D).	P2
1-10	VA 43	Austin Davis pass complete to Kelvin Bolden for loss of 3 yards to the VA46 (Minnifield,C).	
2-13	VA 46	PENALTY VA Encroachment (Johnson,C) 5 yards to the VA41.	
2-8	VA 41	Austin Davis rush for loss of 2 yards to the VA43 (Jenkins,N;Conrath,M).	
3-10	VA 43	Austin Davis pass complete to Ryan Balentine for 11 yards to the VA32, 1ST DOWN USM (McLeod,R;Minnifield,C).	P3
1-10	VA 32	Austin Davis pass complete to Kelvin Bolden for 32 yards to the VA0, 1ST DOWN USM, TOUCHDOWN, clock 11:55.	P4
1-G	VA 03	Danny Hrapmann kick attempt good.	

**Southern Miss 7, Virginia 0**

*9 plays, 71 yards, 3:05*

Danny Hrapmann kickoff 67 yards to the VA3, Scott,E return 26 yards to the VA29 (Alex Smith).

**VIRGINIA drive start at 11:55.**

1-10	VA 29	Jones,P rush for 4 yards to the VA33, out-of-bounds.	
2-6	VA 33	Rocco,M pass incomplete to Jennings,D, dropped pass.	
3-6	VA 33	Rocco,M pass complete to Jones,P for 17 yards to the 50 yardline, 1ST DOWN VA (J. Cotton).	P1
1-10	VA 50	Rocco,M pass complete to Jones,P for 10 yards to the USM40, 1ST DOWN VA (Deron Wilson;R. Thornton).	P2
1-10	USM 40	Parks,K rush for 2 yards to the USM38 (Deron Wilson).	
2-8	USM 38	Jennings,D rush for loss of 7 yards to the USM45 (Jamie Collins).	
3-15	USM 45	Rocco,M pass complete to Burd,K for 16 yards to the USM29, 1ST DOWN VA (E. Johnson).	P3
1-10	USM 29	Parks,K rush for 6 yards to the USM23 (K. Presley).	
2-4	USM 23	Jones,P rush for 2 yards to the USM21 (Korey Williams;B. Francesconi).	
3-2	USM 21	Rocco,M pass incomplete to Milien,M.	
4-2	USM 21	Rocco,M pass complete to Snyder,M for 7 yards to the USM14, 1ST DOWN VA (M. Wheaton).	P4
1-10	USM 14	Rocco,M pass complete to Burd,K for 9 yards to the USM5 (Alex Smith;Alan Howze).	
2-1	USM 05	Parks,K rush for loss of 1 yard to the USM6 (Jamie Collins).	
3-2	USM 06	Rocco,M rush for 6 yards to the USM0, 1ST DOWN VA, TOUCHDOWN, clock 06:24.	R5
1-G	USM 03	Hodges,J pass attempt failed.	

**Southern Miss 7, Virginia 6**

*14 plays, 71 yards, 5:31*

Hinkebein,C kickoff 66 yards to the USM4, Justin Sims return 18 yards to the USM22 (McGee,J).

**SOUTHERN MISS drive start at 06:24.**

1-10	USM 22	Justin Sims rush for 2 yards to the USM24 (Greer,S).	
2-8	USM 24	Austin Davis pass incomplete to D. Sullivan.	
3-8	USM 24	PENALTY USM false start (Lamar Holmes) 5 yards to the USM19.	
3-13	USM 19	Kendrick Hardy rush for 11 yards to the USM30 (Mosley,C;Joseph,D).	
4-2	USM 30	Peter Boehme punt 47 yards to the VA23, Terrell,D return 8 yards to the VA31 (R. Thornton).	

*3 plays, 8 yards, 1:59*

**VIRGINIA drive start at 04:25.**

1-10	VA 31	Rocco,M pass complete to Burd,K for 11 yards to the VA42, 1ST DOWN VA (M. Thompson).	P6
1-10	VA 42	Jones,P rush for 20 yards to the USM38, 1ST DOWN VA, out-of-bounds (Alex Smith), PENALTY USM personal foul (Alex Smith) 15 yards to the USM23, 1ST DOWN VA.	X8
1-10	USM 23	1st and 10.	
1-10	USM 23	Rocco,M pass complete to Snyder,M for 9 yards to the USM14 (M. Wheaton;Korey Williams).	
2-1	USM 14	Milien,M rush for loss of 1 yard to the USM15 (Cameron O'Neal;R. Thornton).	
3-2	USM 15	Rocco,M pass complete to Snyder,M for 6 yards to the USM9, 1ST DOWN VA (M. Thompson).	P9
1-G	USM 09	Parks,K rush for 9 yards to the USM0, TOUCHDOWN, clock 02:04.	
1-G	USM 03	Randolph,R kick attempt good.	

**Virginia 13, Southern Miss 7**

*6 plays, 69 yards, 2:21*

Hinkebein,C kickoff 70 yards to the USM0, Justin Sims return 13 yards to the USM13 (Joseph,D;Battle,L).

**SOUTHERN MISS drive start at 02:04.**



**Play-by-Play Summary (1st quarter)**  
**Southern Miss vs Virginia (Sep 24, 2011 at Charlottesville, Va.)**



- 1-10 USM 13 Tracy Lampley rush for loss of 1 yard to the USM12 (Johnson,C;Reynolds,L).
- 2-11 USM 12 Jamal Woodyard rush for 4 yards to the USM16 (Greer,S;Reynolds,L).
- 3-7 USM 16 Austin Davis sacked for loss of 8 yards to the USM8 (Taliaferro,A).
- 4-15 USM 08 Clock 00:00.

**END OF 1st QUARTER: Virginia 13, Southern Miss 7**

Quarter Summary	Score	Time Poss	1st Downs				Conversions		Rushing	Passing	Penalties
			R	P	X	T	3rd	4th			
Southern Miss	7	07:08	0	4	0	4	2-3	0-0	7-9	6-8-0-65	2-20
Virginia	13	07:52	2	6	1	9	4-5	1-1	10-40	8-10-0-85	1-5



**Quickie Statistics (1st quarter)**  
**Southern Miss vs Virginia (Sep 24, 2011 at Charlottesville, Va.)**



	USM	VA
Score	7	13
<b>FIRST DOWNS</b>	4	9
<b>RUSHES-YARDS (NET)</b>	7-9	10-40
<b>PASSING YDS (NET)</b>	65	85
Passes Att-Comp-Int	8-6-0	10-8-0
<b>TOTAL OFFENSE PLAYS-YARDS</b>	15-74	20-125
Fumble Returns-Yards	0-0	0-0
Punt Returns-Yards	0-0	1-8
Kickoff Returns-Yards	3-55	1-26
Interception Returns-Yards	0-0	0-0
Punts (Number-Avg)	1-47.0	0-0.0
Fumbles-Lost	0-0	0-0
Penalties-Yards	2-20	1-5
Possession Time	07:08	07:52
Third-Down Conversions	2 of 4	4 of 5
Fourth-Down Conversions	0 of 0	1 of 1
Red-Zone Scores-Chances	0-0	2-2

**Southern Miss**

<b>Rushing</b>	No.	Gain	Loss	Net	TD	Lg	Avg
Kendrick Hardy	1	11	0	11	0	11	11.0
Jamal Woodyard	1	4	0	4	0	4	4.0
Tracy Lampley	2	3	1	2	0	3	1.0
Justin Sims	1	2	0	2	0	2	2.0

<b>Passing</b>	C-A-I	Yds	TD	Long	Sack
Austin Davis	6-8-0	65	1	32	1

<b>Receiving</b>	No.	Yards	TD	Long
Kelvin Bolden	4	47	1	32
Ryan Balentine	1	11	0	11
Quentin Pierce	1	7	0	7

<b>Punting</b>	No.	Yds	Avg	Long	In20	TB
Peter Boehme	1	47	47.0	47	0	0

<b>Punt Returns</b>	No.	Yards	TD	Long

<b>Kick Returns</b>	No.	Yards	TD	Long
Justin Sims	3	55	0	24

<b>Tackles</b>	UA-A	Total	Sacks	TFL
Alex Smith	2-1	3	0.0	0.0
R. Thornton	1-2	3	0.0	0.5
Jamie Collins	2-0	2	0.0	2.0
M. Thompson	2-0	2	0.0	0.0

**Virginia**

<b>Rushing</b>	No.	Gain	Loss	Net	TD	Lg	Avg
Perry Jones	3	26	0	26	0	20	8.7
Kevin Parks	4	17	1	16	1	9	4.0
Michael Rocco	1	6	0	6	1	6	6.0
Max Milien	1	0	1	-1	0	0	-1.0

<b>Passing</b>	C-A-I	Yds	TD	Long	Sack
Michael Rocco	8-10-0	85	0	17	0

<b>Receiving</b>	No.	Yards	TD	Long
Kris Burd	3	36	0	16
Matt Snyder	3	22	0	9
Perry Jones	2	27	0	17

<b>Punting</b>	No.	Yds	Avg	Long	In20	TB

<b>Punt Returns</b>	No.	Yards	TD	Long
Dominique Terrell	1	8	0	8

<b>Kick Returns</b>	No.	Yards	TD	Long
E.J. Scott	1	26	0	26

<b>Tackles</b>	UA-A	Total	Sacks	TFL
Demetrious Nicholso	3-0	3	0.0	0.0
Chase Minnifield	1-2	3	0.0	1.0
Steve Greer	1-1	2	0.0	0.0
Rodney McLeod	0-2	2	0.0	0.0

Qtr	Time	Scoring Play	V-H
1st	11:55	USM - Kelvin Bolden 32 yd pass from Austin Davis (Danny Hrapmann kick), 9-71 3:05	7 - 0
	06:24	VA - Michael Rocco 6 yd run (Jacob Hodges pass failed), 14-71 5:31	7 - 6
	02:04	VA - Kevin Parks 9 yd run (Robert Randolph kick), 6-69 2:21	7 - 13



**Play-by-Play Summary (2nd quarter)**  
**Southern Miss vs Virginia (Sep 24, 2011 at Charlottesville, Va.)**



4-15	USM 08	Start of 2nd quarter, clock 15:00.	
4-15	USM 08	Danny Hrapmann rush for 31 yards to the USM39, 1ST DOWN USM, out-of-bounds (Terrell,D).	R5
1-10	USM 39	PENALTY USM delay of game (Austin Davis) 5 yards to the USM34.	
1-15	USM 34	Austin Davis pass complete to Jamal Woodyard for 9 yards to the USM43 (Greer,S).	
2-6	USM 43	Austin Davis pass complete to Kelvin Bolden for 3 yards to the USM46 (Minnifield,C;McLeod,R).	
3-3	USM 46	Austin Davis pass complete to William Spight for 8 yards to the VA46, 1ST DOWN USM (Nicholson,D).	P6
1-10	VA 46	Austin Davis pass incomplete to William Spight.	
2-10	VA 46	Austin Davis pass complete to Ryan Balentine for 15 yards to the VA31, 1ST DOWN USM (Mosley,C).	P7
1-10	VA 31	PENALTY USM personal foul (T. Edenfield) 15 yards to the VA46.	
1-25	VA 46	1st and 10.	
1-10	VA 46	Austin Davis pass complete to Quentin Pierce for 7 yards to the VA39, out-of-bounds (Nicholson,D).	
2-3	VA 39	Austin Davis pass complete to Tracy Lampley for 2 yards to the VA37, out-of-bounds (Nicholson,D).	
3-1	VA 37	Timeout Southern Miss, clock 12:38.	
3-1	VA 37	Austin Davis rush for 2 yards to the VA35, 1ST DOWN USM (Conrath,M).	R8
1-10	VA 35	PENALTY VA pass interference (Nicholson,D) 15 yards to the VA20, 1ST DOWN USM.	X9
1-10	VA 20	Austin Davis pass incomplete to Ryan Hanks (Greer,S).	
2-10	VA 20	Austin Davis pass complete to Ryan Balentine for 20 yards to the VA0, 1ST DOWN USM, TOUCHDOWN, clock 12:05.	P10
1-G	VA 03	Danny Hrapmann kick attempt good.	

**Southern Miss 14, Virginia 13**

*14 plays, 87 yards, 4:59*

Danny Hrapmann kickoff 65 yards to the VA5, Scott,E return 18 yards to the VA23, out-of-bounds (Alan Howze).

**VIRGINIA drive start at 12:05.**

1-10	VA 23	Richardson,C rush for 6 yards to the VA29 (M. Thompson).
2-4	VA 29	Rocco,M pass incomplete to McGee,J.
3-4	VA 29	PENALTY VA holding (Mihota,A) 10 yards to the VA19.
3-14	VA 19	Rocco,M pass complete to Jones,P for 1 yard to the VA20 (E. Johnson).
4-13	VA 20	Howell,J punt 50 yards to the USM30, out-of-bounds.

*3 plays, minus 3 yards, 1:55*

**SOUTHERN MISS drive start at 10:10.**

1-10	USM 30	Kendrick Hardy rush for 4 yards to the USM34 (Taliaferro,A).
2-6	USM 34	Kendrick Hardy rush for 2 yards to the USM36 (Johnson,C;Conrath,M).
3-4	USM 36	Austin Davis pass complete to M. Triplett for 15 yards to the VA49, 1ST DOWN USM (Greer,S).
1-10	VA 49	Kendrick Hardy rush for 1 yard to the VA48 (Hill,W;Greer,S).
2-9	VA 48	Austin Davis pass incomplete to Kelvin Bolden.
3-9	VA 48	Austin Davis pass incomplete to Ryan Balentine (Minnifield,C).
4-9	VA 48	Peter Boehme punt 47 yards to the VA1, downed.

*6 plays, 22 yards, 1:59*

**VIRGINIA drive start at 08:11.**

1-10	VA 01	Watford,D rush for 2 yards to the VA3 (Korey Williams;Andrew Burns).
2-8	VA 03	Watford,D pass incomplete to Smith,T.
3-8	VA 03	Watford,D pass incomplete to Burd,K.
4-8	VA 03	Howell,J punt 38 yards to the VA41, Tracy Lampley return 6 yards to the VA35 (Walcott,A).

*3 plays, 2 yards, 0:57*

**SOUTHERN MISS drive start at 07:14.**

1-10	VA 35	Austin Davis pass incomplete to Kelvin Bolden (McLeod,R).	
2-10	VA 35	Austin Davis pass complete to Ryan Balentine for 9 yards to the VA26 (Reynolds,L).	
3-1	VA 26	Austin Davis rush for 2 yards to the VA24, 1ST DOWN USM (Hill,W).	R12
1-10	VA 24	PENALTY USM false start (Joe Duhon) 5 yards to the VA29.	
1-15	VA 29	Austin Davis pass incomplete to Kelvin Bolden.	
2-15	VA 29	Austin Davis pass complete to Tracy Lampley for 23 yards to the VA6, 1ST DOWN USM (Mosley,C).	P13
1-G	VA 06	Jamal Woodyard rush for 4 yards to the VA2 (Reynolds,L;Joseph,D).	
2-G	VA 02	Jamal Woodyard rush for loss of 1 yard to the VA3 (Urban,B;Jenkins,N).	
3-G	VA 03	Austin Davis pass complete to Kelvin Bolden for 3 yards to the VA0, TOUCHDOWN, clock 04:34.	
1-G	VA 03	Danny Hrapmann kick attempt good.	

**Southern Miss 21, Virginia 13**

*8 plays, 35 yards, 2:40*

Danny Hrapmann kickoff 70 yards to the VA0, Shepherd,K return 25 yards to the VA25 (Justin Penn;M. Thompson), PENALTY USM offside (D. Mccullum) 5 yards to the VA30, 1st and 10, VA ball on VA30.



**Play-by-Play Summary (2nd quarter)**  
**Southern Miss vs Virginia (Sep 24, 2011 at Charlottesville, Va.)**



**VIRGINIA drive start at 04:34.**

1-10	VA 30	Parks,K rush for 1 yard to the VA31 (Jamie Collins;Khalid Wilson).	
2-9	VA 31	Rocco,M pass incomplete to Milien,M.	
3-9	VA 31	Rocco,M pass complete to Jennings,D for 12 yards to the VA43, 1ST DOWN VA (J. Cotton).	P10
1-10	VA 43	Timeout Virginia, clock 03:20.	
1-10	VA 43	Jones,P rush for 3 yards to the VA46 (R. Thornton;Cameron O'Neal).	
2-7	VA 46	Rocco,M pass complete to Jones,P for 10 yards to the USM44, 1ST DOWN VA, out-of-bounds (Korey Williams).	P11
1-10	USM 44	Rocco,M rush for 5 yards to the USM39 (Terrance Pope).	
2-5	USM 39	Parks,K rush for 11 yards to the USM28, 1ST DOWN VA (Deron Wilson).	R12
1-10	USM 28	Rocco,M pass intercepted by J. Cotton at the USM10, J. Cotton return 9 yards to the USM19 (Smith,T).	

*8 plays, 42 yards, 3:03*

**SOUTHERN MISS drive start at 01:31.**

1-10	USM 19	Kendrick Hardy rush for 3 yards to the USM22 (Reynolds,L;Greer,S).
2-7	USM 22	Kendrick Hardy rush for 2 yards to the USM24 (Greer,S;Snyder,J).
3-5	USM 24	Timeout Virginia, clock 00:49.
3-5	USM 24	Austin Davis sacked for loss of 2 yards to the USM22 (Jenkins,N;Conrath,M).
4-7	USM 22	Timeout Virginia, clock 00:41.
4-7	USM 22	Peter Boehme punt 60 yards to the VA18, downed.

*3 plays, 3 yards, 0:58*

**VIRGINIA drive start at 00:33.**

1-10	VA 18	Jones,P rush for 7 yards to the VA25, out-of-bounds.
2-3	VA 25	Rocco,M pass intercepted by Korey Williams at the VA40, Korey Williams return 9 yards to the VA31 (Aboushi,O;Jones,P).

*2 plays, 7 yards, 0:15*

**SOUTHERN MISS drive start at 00:18.**

1-10	VA 31	Quentin Pierce pass incomplete.
2-10	VA 31	Austin Davis pass complete to Quentin Pierce for 7 yards to the VA24, out-of-bounds.
3-3	VA 24	Austin Davis pass incomplete to Quentin Pierce.
4-3	VA 24	Danny Hrapmann field goal attempt from 41 MISSED - wide right, spot at VA24, clock 00:00.

*4 plays, 7 yards, 0:18*

End of half, clock 00:00.

**END OF 2nd QUARTER: Southern Miss 21, Virginia 13**

Quarter Summary	Score	Time Poss	1st Downs				Conversions		Rushing	Passing	Penalties
			R	P	X	T	3rd	4th			
Southern Miss	14	08:32	3	5	1	9	5-8	1-1	11-48	12-20-0-121	4-30
Virginia	0	06:10	1	2	0	3	1-3	0-0	7-35	3-9-2-23	2-25





**Play-by-Play Summary (3rd quarter)**  
**Southern Miss vs Virginia (Sep 24, 2011 at Charlottesville, Va.)**



Start of 3rd quarter, clock 15:00, USM ball on USM30.  
 Danny Hrapmann kickoff 69 yards to the VA1, Scott,E return 24 yards to the VA25 (E. Johnson;Alan Howze).

**VIRGINIA drive start at 15:00.**

1-10	VA 25	Jones,P rush for 9 yards to the VA34 (Cameron O'Neal).	
2-1	VA 34	Jones,P rush for 14 yards to the VA48, 1ST DOWN VA (J. Cotton).	R13
1-10	VA 48	Rocco,M pass incomplete to Mathis,J, dropped pass.	
2-10	VA 48	Parks,K rush for 9 yards to the USM43 (M. Wheaton;J. Cotton).	
3-1	USM 43	Parks,K rush for loss of 1 yard to the USM44 (Khyri Thornton;R. Thornton).	
4-2	USM 44	Rocco,M pass complete to Snyder,M for 4 yards to the USM40, 1ST DOWN VA (J. Cotton).	P14
1-10	USM 40	Jones,P rush for no gain to the USM40 (Deron Wilson;Jamie Collins).	
2-10	USM 40	Rocco,M pass complete to Burd,K for 9 yards to the USM31 (M. Wheaton).	
3-1	USM 31	Jones,P rush for no gain to the USM31 (R. Thornton).	
4-1	USM 31	Jones,P rush for 5 yards to the USM26, 1ST DOWN VA (Jamie Collins).	R15
1-10	USM 26	Rocco,M pass complete to Jones,P for 4 yards to the USM22 (Jeremy Snowden).	
2-6	USM 22	Jones,P rush for 2 yards to the USM20 (Dedrick Jones;Andrew Burns).	
3-4	USM 20	Rocco,M pass complete to Burd,K for 11 yards to the USM9, 1ST DOWN VA (J. Cotton;M. Thompson).	P16
1-G	USM 09	Richardson,C rush for 4 yards to the USM5 (Jeremy Snowden).	
2-G	USM 05	Richardson,C rush for 3 yards to the USM2 (J. Cotton;Jeremy Snowden).	
3-G	USM 02	Jones,P rush for loss of 2 yards to the USM4 (J. Cotton;Jeremy Snowden).	
4-G	USM 04	Randolph,R field goal attempt from 21 GOOD, clock 07:31.	

**Southern Miss 21, Virginia 16**

*17 plays, 71 yards, 7:29*

Hinkebein,C kickoff 65 yards to the USM5, Jeremy Hester return 33 yards to the USM38 (Walker,R).

**SOUTHERN MISS drive start at 07:31.**

1-10	USM 38	Tracy Lampley rush for loss of 6 yards to the USM32 (Reynolds,L).	
2-16	USM 32	Austin Davis sacked for loss of 2 yards to the USM30 (Johnson,C), fumble by Austin Davis recovered by USM Joe Duhon at USM30, Joe Duhon for 4 yards to the USM34 (Greer,S).	
3-14	USM 34	Austin Davis pass complete to Ryan Balentine for 13 yards to the USM47 (Mosley,C).	

*3 plays, 9 yards, 2:06*

Peter Boehme kickoff 53 yards to the VA0, touchback.

**VIRGINIA drive start at 05:25.**

1-10	VA 20	Rocco,M pass complete to Freedman,P for 4 yards to the VA24, out-of-bounds.	
2-6	VA 24	Rocco,M pass intercepted by M. Wheaton at the VA33, M. Wheaton return 0 yards to the VA33 (Burd,K).	

*2 plays, 4 yards, 0:12*

**SOUTHERN MISS drive start at 05:13.**

1-10	VA 33	Jamal Woodyard rush for loss of 2 yards to the VA35 (Conrath,M).	
2-12	VA 35	Austin Davis pass complete to D. Sullivan for 9 yards to the VA26 (Nicholson,D;Reynolds,L).	
3-3	VA 26	Austin Davis pass incomplete to Ryan Balentine.	
4-3	VA 26	Danny Hrapmann field goal attempt from 43 GOOD, clock 03:58.	

**Southern Miss 24, Virginia 16**

*4 plays, 7 yards, 1:15*

Danny Hrapmann kickoff 70 yards to the VA0, Jennings,D return 29 yards to the VA29 (Jeremy Hester), PENALTY VA holding (McCartin,K) 10 yards to the VA19, 1st and 10, VA ball on VA19.

**VIRGINIA drive start at 03:58.**

1-10	VA 19	Jones,P rush for 9 yards to the VA28 (Cameron O'Neal).	
2-1	VA 28	Jones,P rush for no gain to the VA28 (Cordarro Law).	
3-1	VA 28	Watford,D pass complete to Burd,K for 4 yards to the VA32, 1ST DOWN VA (A. Walters).	P17
1-10	VA 32	Watford,D pass complete to Jennings,D for 11 yards to the VA43, 1ST DOWN VA (Cordarro Law;Khalid Wilson).	P18
1-10	VA 43	Parks,K rush for loss of 3 yards to the VA40 (E. Johnson).	
2-13	VA 40	Watford,D pass incomplete to Smith,T (M. Wheaton).	
3-13	VA 40	Watford,D rush for 1 yard to the VA41 (Khyri Thornton).	
4-12	VA 41	Howell,J punt 39 yards to the USM20, fair catch by Tracy Lampley.	

*7 plays, 22 yards, 2:31*

**SOUTHERN MISS drive start at 01:27.**

1-10	USM 20	Austin Davis pass complete to Tracy Lampley for 5 yards to the USM25 (Hill,W;Reynolds,L).	
2-5	USM 25	Austin Davis rush for 8 yards to the USM33, 1ST DOWN USM (Schautz,B).	R14
1-10	USM 33	Austin Davis pass complete to F. Llanos for 4 yards to the USM37 (Greer,S).	
2-6	USM 37	Austin Davis pass complete to F. Llanos for 5 yards to the USM42 (Nicholson,D;McLeod,R).	
3-1	USM 42	Clock 00:00.	

**END OF 3rd QUARTER: Southern Miss 24, Virginia 16**



**Play-by-Play Summary (3rd quarter)**  
**Southern Miss vs Virginia (Sep 24, 2011 at Charlottesville, Va.)**



Quarter Summary	Score	Time Poss	1st Downs				Conversions		Rushing	Passing	Penalties
			R	P	X	T	3rd	4th			
Southern Miss	3	04:48	1	0	0	1	0-2	0-0	4-2	5-6-0-36	0-0
Virginia	3	10:12	2	4	0	6	2-6	2-2	15-50	7-10-1-47	1-10



**Quickie Statistics (3rd quarter)**  
**Southern Miss vs Virginia (Sep 24, 2011 at Charlottesville, Va.)**



	USM	VA
Score	24	16
<b>FIRST DOWNS</b>	14	18
<b>RUSHES-YARDS (NET)</b>	22-59	32-125
<b>PASSING YDS (NET)</b>	222	155
Passes Att-Comp-Int	34-23-0	29-18-3
<b>TOTAL OFFENSE PLAYS-YARDS</b>	56-281	61-280
Fumble Returns-Yards	0-0	0-0
Punt Returns-Yards	1-6	1-8
Kickoff Returns-Yards	4-88	5-122
Interception Returns-Yards	3-18	0-0
Punts (Number-Avg)	3-51.3	3-42.3
Fumbles-Lost	1-0	0-0
Penalties-Yards	6-50	4-40
Possession Time	20:46	24:14
Third-Down Conversions	7 of 14	7 of 14
Fourth-Down Conversions	1 of 1	3 of 3
Red-Zone Scores-Chances	2-2	3-3

**Southern Miss**

<b>Rushing</b>	No.	Gain	Loss	Net	TD	Lg	Avg
Danny Hrapmann	1	31	0	31	0	31	31.0
Kendrick Hardy	6	23	0	23	0	11	3.8
Jamal Woodyard	4	8	3	5	0	4	1.2
Justin Sims	1	2	0	2	0	2	2.0

<b>Passing</b>	C-A-I	Yds	TD	Long	Sack
Austin Davis	23-33-0	222	3	32	3
Quentin Pierce	0-1-0	0	0	0	0

<b>Receiving</b>	No.	Yards	TD	Long
Kelvin Bolden	6	53	2	32
Ryan Balentine	5	68	1	20
Tracy Lampley	3	30	0	23
Quentin Pierce	3	21	0	7

<b>Punting</b>	No.	Yds	Avg	Long	In20	TB
Peter Boehme	3	154	51.3	60	2	0

<b>Punt Returns</b>	No.	Yards	TD	Long
Tracy Lampley	1	6	0	6

<b>Kick Returns</b>	No.	Yards	TD	Long
Justin Sims	3	55	0	24
Jeremy Hester	1	33	0	33

<b>Tackles</b>	UA-A	Total	Sacks	TFL
J. Cotton	4-4	8	0.0	0.5
R. Thornton	2-4	6	0.0	1.0
M. Thompson	3-2	5	0.0	0.0
Jamie Collins	3-2	5	0.0	2.0

**Virginia**

<b>Rushing</b>	No.	Gain	Loss	Net	TD	Lg	Avg
Perry Jones	14	75	2	73	0	20	5.2
Kevin Parks	9	38	5	33	1	11	3.7
Clifton Richardson	3	13	0	13	0	6	4.3
Michael Rocco	2	11	0	11	1	6	5.5

<b>Passing</b>	C-A-I	Yds	TD	Long	Sack
Michael Rocco	16-24-3	140	0	17	0
David Watford	2-5-0	15	0	11	0

<b>Receiving</b>	No.	Yards	TD	Long
Kris Burd	6	60	0	16
Perry Jones	5	42	0	17
Matt Snyder	4	26	0	9
Darius Jennings	2	23	0	12

<b>Punting</b>	No.	Yds	Avg	Long	In20	TB
Jimmy Howell	3	127	42.3	50	0	0

<b>Punt Returns</b>	No.	Yards	TD	Long
Dominique Terrell	1	8	0	8

<b>Kick Returns</b>	No.	Yards	TD	Long
E.J. Scott	3	68	0	26
Khalek Shepherd	1	25	0	25

<b>Tackles</b>	UA-A	Total	Sacks	TFL
Steve Greer	5-4	9	0.0	0.0
Demetrious Nicholso	6-2	8	0.0	0.0
LaRoy Reynolds	2-6	8	0.0	1.5
Matt Conrath	2-3	5	0.5	2.0

Qtr	Time	Scoring Play	V-H
1st	11:55	USM - Kelvin Bolden 32 yd pass from Austin Davis (Danny Hrapmann kick), 9-71 3:05	7 - 0
	06:24	VA - Michael Rocco 6 yd run (Jacob Hodges pass failed), 14-71 5:31	7 - 6
	02:04	VA - Kevin Parks 9 yd run (Robert Randolph kick), 6-69 2:21	7 - 13
2nd	12:05	USM - Ryan Balentine 20 yd pass from Austin Davis (Danny Hrapmann kick), 14-87 4:59	14 - 13
	04:34	USM - Kelvin Bolden 3 yd pass from Austin Davis (Danny Hrapmann kick), 8-35 2:40	21 - 13
3rd	07:31	VA - Robert Randolph 21 yd field goal, 17-71 7:29	21 - 16
	03:58	USM - Danny Hrapmann 43 yd field goal, 4-7 1:15	24 - 16



## Play-by-Play Summary (4th quarter)

### Southern Miss vs Virginia (Sep 24, 2011 at Charlottesville, Va.)



- 3-1 USM 42 Start of 4th quarter, clock 15:00.
  - 3-1 USM 42 Kendrick Hardy rush for loss of 1 yard to the USM41 (Walcott,A;Hill,W).
  - 4-2 USM 41 Danny Hrapmann punt 50 yards to the VA9, out-of-bounds.
- 5 plays, 21 yards, 2:16*

**VIRGINIA drive start at 14:11.**

- 1-10 VA 09 Jones,P rush for 3 yards to the VA12 (Dedrick Jones).
  - 2-7 VA 12 Watford,D pass incomplete to Milien,M (Jamie Collins).
  - 3-7 VA 12 Watford,D pass incomplete to Snyder,M.
  - 4-7 VA 12 Howell,J punt 31 yards to the VA43, downed.
- 3 plays, 3 yards, 0:24*

**SOUTHERN MISS drive start at 13:47.**

- 1-10 VA 43 Austin Davis pass incomplete to D. Sullivan.
  - 2-10 VA 43 Jamal Woodyard rush for loss of 6 yards to the VA49, fumble forced by Hill,W, fumble by Jamal Woodyard recovered by VA Schautz,B at VA49.
- 2 plays, minus 6 yards, 0:08*

**VIRGINIA drive start at 13:39.**

- 1-10 VA 49 Jones,P rush for 4 yards to the USM47 (Trent Johnson).
  - 2-6 USM 47 Watford,D rush for 2 yards to the USM45 (Jeremy Snowden).
  - 3-4 USM 45 Jones,P rush for 2 yards to the USM43 (Cordarro Law).
  - 4-2 USM 43 Watford,D pass complete to Burd,K for 1 yard to the USM42 (M. Wheaton;E. Johnson).
- 4 plays, 9 yards, 1:32*

**SOUTHERN MISS drive start at 12:07.**

- 1-10 USM 42 Austin Davis rush for 3 yards to the USM45 (Reynolds,L;Mosley,C).
- 2-7 USM 45 Austin Davis rush for 1 yard to the USM46 (Jenkins,N;Schautz,B).
- 3-6 USM 46 Austin Davis pass complete to Tracy Lampeley for 29 yards to the VA25, 1ST DOWN USM (Conrath,M).
- 1-10 VA 25 Austin Davis rush for no gain to the VA25 (Johnson,C).
- 2-10 VA 25 Austin Davis pass complete to Quentin Pierce for 8 yards to the VA17 (Joseph,D).
- 3-2 VA 17 Timeout Southern Miss, clock 09:00.
- 3-2 VA 17 Austin Davis pass incomplete to Kelvin Bolden.
- 4-2 VA 17 Danny Hrapmann field goal attempt from 35 GOOD, clock 08:54.

P15

**Southern Miss 27, Virginia 16**

*7 plays, 41 yards, 3:13*

Danny Hrapmann kickoff 70 yards to the VA0, Jennings,D return 24 yards to the VA24 (E. Johnson).

**VIRGINIA drive start at 08:54.**

- 1-10 VA 24 Watford,D pass complete to Burd,K for 15 yards to the VA39, 1ST DOWN VA. P19
- 1-10 VA 39 Watford,D pass complete to Smith,T for 18 yards to the USM43, 1ST DOWN VA. P20
- 1-10 USM 43 Richardson,C rush for loss of 2 yards to the USM45 (Terrance Pope;Khyri Thornton).
- 2-12 USM 45 Watford,D pass complete to Burd,K for 12 yards to the USM33, 1ST DOWN VA (M. Wheaton;R. Thornton). P21
- 1-10 USM 33 Watford,D rush for 2 yards to the USM31 (Jamie Collins).
- 2-8 USM 31 Watford,D pass incomplete.
- 3-8 USM 31 Watford,D pass complete to Snyder,M for 13 yards to the USM18, 1ST DOWN VA (Jeremy Snowden;E. Johnson). P22
- 1-10 USM 18 PENALTY USM pass interference (Deron Wilson) 15 yards to the USM3, 1ST DOWN VA. X23
- 1-G USM 03 Watford,D pass incomplete to Burd,K (M. Thompson).
- 2-G USM 03 Richardson,C rush for 2 yards to the USM1 (R. Thornton;Khyri Thornton).
- 3-G USM 01 Watford,D pass complete to Mathis,J for 1 yard to the USM0, TOUCHDOWN, clock 05:18.
- 1-G USM 03 Watford,D pass attempt to Burd,K good.

**Southern Miss 27, Virginia 24**

*10 plays, 76 yards, 3:36*

Hinkebein,C kickoff 62 yards to the USM8, out-of-bounds, USM ball on USM40.

**SOUTHERN MISS drive start at 05:18.**

- 1-10 USM 40 Kendrick Hardy rush for 1 yard to the USM41 (Hill,W).
- 2-9 USM 41 Austin Davis pass incomplete to Kelvin Bolden.
- 3-9 USM 41 Austin Davis pass complete to Kelvin Bolden for 13 yards to the VA46, 1ST DOWN USM (Nicholson,D). P16
- 1-10 VA 46 PENALTY USM personal foul (Darius Barnes) 15 yards to the USM39.
- 1-25 USM 39 Kendrick Hardy rush for 2 yards to the USM41 (Reynolds,L;Schautz,B).
- 2-23 USM 41 Austin Davis pass incomplete to Kelvin Bolden.
- 3-23 USM 41 Austin Davis pass complete to Tracy Lampeley for 41 yards to the VA18, 1ST DOWN USM (Minnifield,C). P17
- 1-10 VA 18 Kendrick Hardy rush for 4 yards to the VA14 (Conrath,M).
- 2-6 VA 14 Timeout Virginia, clock 02:25.
- 2-6 VA 14 Kendrick Hardy rush for 3 yards to the VA11 (Reynolds,L).
- 3-3 VA 11 Timeout Southern Miss, clock 01:37.
- 3-3 VA 11 Kendrick Hardy rush for 1 yard to the VA10 (Reynolds,L).
- 4-2 VA 10 Timeout Virginia, clock 01:33.



**Play-by-Play Summary (4th quarter)**  
**Southern Miss vs Virginia (Sep 24, 2011 at Charlottesville, Va.)**



4-2 VA 10 Timeout Southern Miss, clock 01:33.  
 4-2 VA 10 Danny Hrapmann field goal attempt from 27 GOOD, clock 01:31.

---

**Southern Miss 30, Virginia 24**

*10 plays, 50 yards, 3:47*

Danny Hrapmann kickoff 70 yards to the VA0, Jennings,D return 30 yards to the VA30 (Alan Howze;Justin Penn).

**VIRGINIA drive start at 01:31.**

1-10 VA 30 Watford,D pass incomplete to Smith,T.  
 2-10 VA 30 Watford,D rush for 15 yards to the VA45, 1ST DOWN VA (J. Cotton).  
 1-10 VA 45 Watford,D pass complete to Jones,P for 5 yards to the 50 yardline, out-of-bounds.  
 2-5 VA 50 Watford,D pass complete to Milien,M for 1 yard to the USM49 (Deron Wilson).  
 3-4 USM 49 Watford,D pass incomplete to Jones,P (Deron Wilson).  
 4-4 USM 49 Watford,D pass incomplete to Burd,K, dropped pass.

R24

*6 plays, 21 yards, 0:43*

**SOUTHERN MISS drive start at 00:48.**

1-10 USM 49 Team rush for loss of 1 yard to the USM48.  
 2-11 USM 48 Timeout Virginia, clock 00:46.  
 2-11 USM 48 Team rush for loss of 3 yards to the USM45.  
 3-14 USM 45 Team rush for loss of 2 yards to the USM43.

*3 plays, minus 6 yards, 0:02*

---

**Southern Miss 30, Virginia 24**

Quarter Summary	Score	Time Poss	1st Downs				Conversions		Rushing	Passing	Penalties
			R	P	X	T	3rd	4th			
Southern Miss	6	07:59	0	3	0	3	3-7	0-0	13-2	4-8-0-91	2-30
Virginia	8	06:15	1	4	1	6	2-5	0-2	8-28	8-15-0-66	0-0

# **Southern Miss at Virginia**

## **Sept. 24, 2011**

### **Virginia Game Notes**

#### **Team Notes**

- Virginia's 2011 record went to 2-2 overall and 1-1 at home. The Cavaliers are now 0-2 all-time vs. Southern Miss.
- Virginia had its second two-point conversion of the season in the fourth quarter (QB David Watford to WR Kris Burd). When lining up in an offensive formation, Virginia is 2-for-2 in 2011 on two-point conversions (the Cavaliers did not succeed on a fake PAT in the first quarter).
- Southern Miss' touchdown in the first quarter was the first touchdown given up by Virginia on an opening drive in 2011. It was also the most points allowed by UVa (seven) in a first quarter in 2011 after allowing three in the first quarter against William & Mary (Sept. 3) and Indiana (Sept. 10) and zero at North Carolina (Sept. 17).
- During the game, the Virginia coaching staff wore Coach to Cure MD patches to raise awareness and funding for Duchenne Muscular Dystrophy research.
- In honor of President Ronald Reagan's 100th birthday, Virginia joined nearly 5,000 NFL, college and high school football teams across American by participating in the Ronald Reagan Centennial National Football Coin Toss prior to the game. Forrest Jones, a student at Virginia from 1997-2001, was on the field for the coin toss. Upon graduation in 2001, Jones was commissioned as a Second Lieutenant in the United States Marine Corps. Jones served for six years on active duty, deploying four times.

#### **Individual Notes**

- QB Michael Rocco's six-yard rush into the end zone in the first quarter was his second-career rushing touchdown. His first was last week at North Carolina.
- Rocco finished 16-of-24 for 140 yards with three interceptions (career-high).
- QB David Watford was 10-of-20 for 81 yards and had his first-career touchdown pass in the fourth quarter to TE Jeremiah Mathis.
- Kevin Parks' nine-yard touchdown rush in the first quarter was his sixth rushing touchdown of the season. Coming into the game, Parks led all FBS freshmen in rushing touchdowns. He is now one shy of the Virginia school record for rushing touchdowns by a freshman, which is seven by Howard Petty (1983) and Marcus Wilson (1987).
- Perry Jones rushed for 82 yards on 17 attempts, seven yards shy of his career-high 89 yards in 2010 (at Duke).
- Jones also set a new career-high with six receptions. Jones finished the 2010 season with 31 receptions for 224 yards. Four games into the 2011 season, he has 17 catches for 158 yards.
- With nine catches (career-high) for 88 receiving yards, Kris Burd continued his climb up Virginia's all-time receiving yards and all-time receptions lists.
- For his career, Burd moved into seventh place on the all-time UVa receptions list and now has 118. He moved past Kevin Ogletree (2005-06, 2008) with 117.

- Burd moved into 10th place on the all-time UVa receiving yards list and has 1,527 yards for his career. No. 9 on the list is Bruce McGonnigal (1987-90) with 1,556 yards.
- TE Jeremiah Mathis' 1-yard touchdown reception in the fourth quarter was the second of his career and first of this season.
- Senior PK Robert Randolph kicked a 21-yard field goal in the third quarter. Randolph improved to 40-of-48 for his career (.833) and 10-of-11 this season.
- LB Aaron Taliaferro registered his first-career sack in the first quarter, an eight-yard loss.
- Elton Brown's No. 61 jersey was retired at a halftime ceremony. Brown was a consensus All-American lineman as a senior in 2004.



## **SOUTHERN MISS at VIRGINIA**

### **POST GAME NOTES**

**September 24, 2011**  
**Scott Stadium**

#### **Team Notes**

- Today's game was the first time Southern Miss played in Scott Stadium.
- It was also the first time the Golden Eagles played in the state of Virginia since a 2006 game at Virginia Tech.
- Today's team captains for Southern Miss were: Austin Davis, Kendrick Hardy, Korey Williams, Jamie Collins and Andrew Burns
- Announced attendance was 43,220. It was the largest crowd Southern Miss has played in front of in 2011.
- Southern Miss went into the halftime with a 21-13 lead. They have gone into the half with the lead in every game this season. They are now 21-4 when leading at the half under Fedora.
- Southern Miss improved their record to 2-0 all-time over Virginia.

#### **Offensive Notes**

- Austin Davis connected with Kelvin Bolden for a 32-yard touchdown in the first quarter. It was the fifth-longest play of the season and first touchdown reception of the season for Bolden.
- The school-record holder finished the day with 5X career touchdown passes.
- Ryan Balentine's 20-yard touchdown scamper in the second quarter was his first touchdown of the year.
- Markese Triplett's second quarter reception for 15 yards was his first catch of the season. He converted a third-and-four situation was Southern Miss.
- Austin Davis finished the day with 313 passing yards. It was the 25th time in his career to go over 200 and
- Davis connected with Tracey Lampley on a 3rd-and-23 situation for a 41 yard screen down the left side with less than 2:45 to go to advance the Eagles to the UVA 18. It was the longest reception of the season for Lampley.

#### **Defensive Notes**

- Jamie Collins recorded his seventh and eighth tackle for loss this season in the first quarter.
- UVA's two-point conversion attempt in the first quarter was the first two-point attempt against the Eagles this season.
- Jacorius Cotton's interception in the second quarter was the first in his career.
- Korey Williams' second quarter interception was his third of the season and third consecutive game with a pick.
- The Golden Eagles have now forced two or more turnovers in 29 games under Larry Fedora. They are now 20-9 in those games.
- Marquese Wheaton's third quarter interception was the third of his career and first of 2011. It was also the second consecutive three-pick game for the Golden Eagles and third consecutive two-pick game.
- The Southern Miss defense allowed over 100 yards for just the second time this season. Marshall rushed for 103 two weeks ago. Southern Miss is now 8-17 when allowing a team to rush for more than 100 yards under Fedora.

#### **Special Teams Notes**

- Kicker Danny Hrapmann's fake punt to open the second quarter went for 31 yards and was his second fake punt and rush of his career. The previous attempt went for 19 yards against East Carolina in 2010.
- Peter Boehme's second quarter 47 yard punt was downed inside the 1 yard line, the 48th time in his career to put a ball down inside the 20 and third this season.



- Hrapmann connected on a 43 yard field goal in the third quarter, a 35 yarder and a 27 yarder in the fourth. He surpassed Rex Banks for third all-time with 38 for his career and it is the 13th time in his career he has kicked two or more field goals in a game.
- With the 35 yard field goal, he moved into third place all-time in kick scoring with 193 points. He finished the night with 196.
- Hrapmann also moves into fourth place in extra points attempted with 86.

# Virginia vs. Southern Miss

Sept. 24, 2011

## Southern Miss Head Coach Larry Fedora Quotes

### **Opening Statement:**

“First of all it was a heck of a football game. It was a very physical football game. We knew it was going to be coming in here. We knew we were going to have to be the most physical team in order to be successful. Give those guys credit. They made a lot of plays. They kept picking up first downs. Defensively we had a hard time getting off of the field early in the game and early in the third quarter. We had three turnovers and three picks. It was big for us in the game. Offensively we didn’t capitalize on some of those. We have got to do that. We didn’t finish the drives. I thought they played well defensively. We couldn’t run the football. We were not successful running the football, and it is hard to win football games when you become one dimensional, and that’s what they forced us to be. Our team kept fighting and overcame the adversity that we had. I’m proud of the way they played on the road against a good opponent in the ACC.”

### **On what made Southern Miss go for the fake punt:**

“It’s something we practiced and obviously it’s a calculated risk. I felt confident that our guys would execute it. It just so happened they gave us the look we wanted. It was either call it off or stay with it, and we stayed with it and picked up a first down.”

### **On possibly giving up the ball at midfield:**

“My thought process was not to give them the ball at midfield and put our defense with their backs against the wall. We had done that two weeks ago and really put a lot of stress on our defense. I said, ‘what the heck let’s go right now.’ I knew it was risk, but I felt comfortable with our guys executing the play.”

### **On what the plans were defensively:**

“It was getting more pressure and getting our guys to settle down. We weren’t anywhere close to any receivers. Every time they threw the ball, there was nobody even close. They were picking up runs. When we finally settled down and started playing defense the way we can play defense, we were fine. There were no major adjustments to make.”

### **On Southern Miss receivers:**

“I was pleased. We knew it was going to be tough, but when those guys had to make plays, they made plays. We were like 10 of 21 on third downs. That’s huge. A lot of those were third and longs that we converted actually.”

# Virginia vs. Southern Mississippi

Sept. 24, 2010

## Virginia Player Quotes

### **Sophomore quarterback Michael Rocco**

#### **On his performance:**

"I just feel like I need to shake it off and go again. I made some decisions that I wish I could take back, but I can't. You've just got to move on."

#### **On being roughed up by the Southern Miss defense:**

"You've got to expect that you're going to get hit a little bit, and it happened today. I've got to shake it off and move on."

#### **On first interception:**

"I got hit a little bit as I threw. If I could've gotten it off a little quicker, it would've been a touchdown. I just undercut it. I got hit on the play, and it's no excuse to throw the ball into coverage."

### **Senior wide receiver Kris Burd**

#### **On close lose:**

"Any loss is frustrating, especially when it comes down to the wire like that. In the locker room, we just talked about finishing on the other side. We had a lot of close losses last year. We've got to become a new team and a better team this year and take it as a learning lesson."

#### **On last play:**

"I dropped it. What it boils down to is that I'm a fifth year senior and a leader on this team and I've just got to make that play. I should've made that play. It's a play the team expects me to make, and I just should've made it."

#### **On David Watford:**

"I feel like he came in great. In a high-pressure situation and him being a freshman, it's a nerve-wrecking thing. I felt like he kept us composed and he executed."

#### **On how the team can improve:**

"Whenever we lose a game, we look at the little things and figure out what exactly it is that we need to work on. I'm pretty sure that tomorrow when we get in the film room, the coaches are going to break it down and let us know the small things we need to improve on."

# **Virginia vs. Southern Miss**

## **Sept. 24, 2011**

### **Southern Miss Player Quotes**

#### **Wide Receiver Kelvin Bolden**

##### **On the win:**

“It was an accomplishment but we still have a long way to go. It’s early in the season and Rice is coming in next week so we have to put this game behind us and move on.”

#### **Defensive Lineman Terrance Pope**

##### **On any adjustments Southern Miss made on defense:**

“When they first came out, they scripted like 20 plays and were getting the ball out really quickly on short plays so we made some adjustments. We played a little more man-to-man. We started getting our hands up.”

#### **Defensive Back Marquese Wheaton**

##### **On preparation for the game:**

“I wouldn’t say we coaxed Rocco into throwing the ball a certain place, but we did spend a lot of time studying film this week. As a defensive back and a defensive unit, we played what we thought was coming so if we thought he was going to do a slant, we jumped on it. Throughout film study they showed a lot of tendencies so we just exploited them.”

##### **On defensive adjustments after Virginia’s first two drives:**

“They came out and did a few things differently than what we had seen on film so we regrouped and Coach did a great job of making changes on our end. On the back end, I want to say we started having a safety drop back to help out on the run. I told Coach that as far as the receivers go we can play them man-to-man. I didn’t feel like they could run away from us so Coach let us do that.”

##### **On beating an ACC team:**

“It feels just like the rest. There’s no difference between beating the ACC and the rest of them. A win is a win to us no matter whether it is by three points, one point or 30 points.”

##### **On defending against Watford versus Rocco:**

“We didn’t even notice when they brought in Watford. I’m not sure about the defensive line and the linebackers but as far as defensive backs go, we didn’t make any adjustments at all.”

##### **On Virginia’s third down conversions:**

“In the first and second quarters, they were converting third down after third down and I started getting worried. We couldn’t get off the field. All we had to do was stop them on the third down and we couldn’t do it.”

##### **On the fake punt in the second quarter:**

“It was our game plan. We see it in practice. If they aren’t disciplined then we are going to go ahead and run it. As a unit we can see that he’s probably going to run it because they aren’t disciplined. We didn’t see anything on the initial line with Virginia but if Virginia’s running all of their men down the field there is nobody there to force the punt.”

# Virginia vs. Southern Miss

## Sept. 24, 2011

### Virginia Head Coach Mike London Quotes

#### **On what went wrong with defense during the fake punt:**

“It was trying to be aggressive on one particular side. You know, trying to cave that side to give them the opportunity to catch it.

“I think the game just boiled down to possessions. When you have three turnovers, that fourth down play resulted in another possession for them. It makes it difficult because that’s an offense that’s been pretty good because of the guy that’s running it. It was unfortunate, and we just got to coach it up better and do better, still be aggressive, but at the same time be smart about how we do things.”

#### **On decision to play Watford:**

“Without having the conclusions or the confirmation medically about Michael, I think, got hit in his midsection area and went in at halftime, came back out, thought he could go, and obviously on the last pick there showed that he couldn’t. That’s more of the reason why David went in and started the game that way.”

#### **On QB position:**

“The quarterback is Michael Rocco. I’ll find out what’s wrong with him physically, and then after that, we’ll talk about if he can perform. I’m worried about the young man’s health right now. If he can’t go, then obviously that question is ‘who’s going to be the quarterback for this upcoming game?’ Right now, there’s no controversy. I’m more worried about the young man right now.”

#### **On 2-point conversion play:**

“That was an athletic play (by Watford) – obviously, the drama with all of that, what happened to escape the rush that’s coming at him. It showed some athleticism and some wear-with-all. Kris Burd ran, got across the goal line because that’s all he needed. David made the throw on the run. That was a good play and we need more plays like that from everyone on the team.”

#### **On Southern Miss’s last few plays:**

“I haven’t look at it yet, but you ask what happened, and obviously it was a fake double screen: look one way, quarterback was very crafty and looked the other way and then start backing up. The defensive line started to pursue him and then he just, with the touch of a good quarterback, kind of threw it out to Lampley. We need to have a guy that sets the edge so the pursuing defense can get the guy. The defensive line needs to retrace their steps and turn back toward the line of scrimmage because of that. They executed the play perfectly. We got sucked in and drawn in, and then there was the run after the catch. Guys were falling trying to tackle him and he’s elusive. He’s done that in all the films we’ve seen. Obviously that was a tough one because if we stop him right there, we’ve got a great chance to do some thing.”

#### **On post-game message to team:**

“They always stay at the middle of the field and say a prayer before they leave with George Morris, our football chaplain. As we all got there and all came out of the locker room and gathered around, we just talked about last week: close but not close enough. This week, close but not close enough. In order to change the perception of this program and this team in games like that, then we need to come out and win games like that. It’s one of those things that the taste of losing doesn’t taste very well when you’re at home. You’ve got to do better. You’ve got to make those plays. You’ve got to get the coverages. You’ve got to stay on sides. It’s different things like that. We just wanted to reemphasize that preparation for this week’s upcoming opponent has to start in a film room, the practice field and everything that they do to rededicate themselves. These are close games, but you can be on the other side of a close game by just executing. So that’s basically what we talked about, and that’s what we’re going to work on this week.”

# Virginia vs. Southern Miss

Sept. 24, 2011

## Virginia Player Quotes

### Freshman quarterback David Watford

#### On receiving extensive playing time:

“It felt good getting extended playing time. I think I could have played better; I just tried to make plays and score points so we could win the game. In the end I didn’t make enough plays. We have a lot of stuff to work on. We are going to be motivated for next week; we are going to come out harder than we did this week. At the end of the day we just have to make more plays.”

#### On how he felt when he got in:

“I felt good but I felt like I could have done better. I felt like we left points on the field, points that would have helped us win the game. It felt good to be out there but it’s a work in progress I would say.”

#### On his fourth quarter touchdown drive:

“Coach Lazor made some great play calls for me and I just went in and executed. The receivers ran good routes, the linemen blocked, and we were determined to points on the board, nothing could stop us.”

#### On the 4th-and-4 play late in the fourth quarter:

“I felt we definitely would have scored had we completed the 4th-and-4. I should have thrown a better ball to (Kris) Burd. He catches mostly everything and I put the blame on me. It wasn’t his fault. I should have put the ball in front of him. He had to stop and come back for the ball but if we had completed that, we would have definitely scored a touchdown.”

### Junior linebacker Steve Greer

#### On matching up against Southern Mississippi’s multiple receiver sets:

“We kind of change the coverage when they do that. As the game went on we got better at executing after we saw it a couple of times.”

#### On Coach London’s message after the game:

“Everyone was really upset about this loss. We have to take this feeling and use it as fuel. I think Coach wanted us all to remember what this feels like so we don’t feel this way again.”

#### On whether Virginia should have won:

“I don’t want to go out and say that, but we had a lot of opportunities and we have to take advantage of our opportunities. We have to make sure we are executing, especially defensively.”

### Junior linebacker LaRoy Reynolds

#### On the inability to stop big plays:

“I feel like we learned a lot coming from last year and we are older players now. A lot of the mistakes we are making are mental errors and we can’t really have them. All we can really do is go back to the drawing board, go back to practice, and get better next week. We let this one slip away; we gave up too many big plays. This one hurt so we just have to get back to it and work harder.”

#### On Southern Mississippi’s conversion on 3rd-and-23 in the fourth quarter:

“They run this screen play off of a sprint so it is coming back, but they pulled the entire defense one way and then brought it back the other way. It is a difficult play, but we should have been able to stop it. For a fact we should have been able to stop it. I was there to make the play and just didn’t make it so I’ll take the blame for that one.”



**Scoring Summary (Final)**  
**2011 University of Virginia Football**  
**Idaho vs Virginia (Oct 1, 2011 at Charlottesville, Va.)**



Idaho (1-4) vs. Virginia (3-2)

Date: Oct 1, 2011 • Site: Charlottesville, Va. • Stadium: Smith/Harrison/Scott

Attendance: 39827

Score by Quarters	1	2	3	4	OT	Total
Idaho	0	6	0	8	6	<b>20</b>
Virginia	14	0	0	0	7	<b>21</b>

Qtr	Time	Scoring Play	V-H
1st	06:48	VA - Perry Jones 10 yd run (Robert Randolph kick), 8-67 3:13	0 - 7
	02:38	VA - Perry Jones 6 yd pass from Michael Rocco (Robert Randolph kick), 8-73 2:51	0 - 14
2nd	08:20	IDAHO - Trey Farquhar 19 yd field goal, 9-55 1:55	3 - 14
	00:37	IDAHO - Trey Farquhar 42 yd field goal, 7-29 2:52	6 - 14
4th	03:11	IDAHO - D. Micheletti 4 yd blocked punt return (Marsel Posey pass from Brian Reader)	14 - 14
OT	15:00	VA - Dominique Terrell 27 yd pass from David Watford (Robert Randolph kick), 10-0 0:20	14 - 21
	15:00	IDAHO - Armauni Johnson 23 yd pass from Brian Reader (Brian Reader pass failed), 10-0 0:20	20 - 21

Kickoff time: 3:34 PM • End of Game: 7:00 PM • Total elapsed time: 3:26

Officials: Referee: Pat Garvey; Umpire: Mike Wooten; Linesman: Matt Fitzgerald;

Line judge: Joe Griesser; Back judge: Dale Shaw; Field judge: Mike Cullin;

Side judge: Michael Triana; Scorer: Vincent Briedis;

Temperature: 61 • Wind: 10 NNW • Weather: partly cloudy



**Team Statistics (Final)**  
**2011 University of Virginia Football**  
**Idaho vs Virginia (Oct 1, 2011 at Charlottesville, Va.)**



	<b>IDAHO</b>	<b>VA</b>
<b>FIRST DOWNS</b>	12	27
Rushing	4	10
Passing	6	16
Penalty	2	1
<b>NET YARDS RUSHING</b>	103	161
Rushing Attempts	31	41
Average Per Rush	3.3	3.9
Rushing Touchdowns	0	1
Yards Gained Rushing	125	211
Yards Lost Rushing	22	50
<b>NET YARDS PASSING</b>	193	335
Completions-Attempts-Int	17-41-2	30-50-1
Average Per Attempt	4.7	6.7
Average Per Completion	11.4	11.2
Passing Touchdowns	1	2
<b>TOTAL OFFENSE YARDS</b>	296	496
Total offense plays	72	91
Average Gain Per Play	4.1	5.5
Fumbles: Number-Lost	1-0	2-2
Penalties: Number-Yards	5-46	7-60
<b>PUNTS-YARDS</b>	9-461	7-272
Average Yards Per Punt	51.2	38.9
Net Yards Per Punt	46.3	36.7
Inside 20	2	3
50+ Yards	5	0
Touchbacks	2	0
Fair catch	2	2
<b>KICKOFFS-YARDS</b>	4-267	3-195
Average Yards Per Kickoff	66.8	65.0
Net Yards Per Kickoff	41.5	46.7
Touchbacks	0	0
Punt returns: Number-Yards-TD	2-15-1	1-4-0
Average Per Return	7.5	4.0
Kickoff returns: Number-Yds-TD	3-55-0	4-101-0
Average Per Return	18.3	25.2
Interceptions: Number-Yds-TD	1-0-0	2-0-0
Fumble Returns: Number-Yds-TD	0-0-0	0-0-0
Miscellaneous Yards	0	0
Possession Time	25:51	34:09
1st Quarter	6:04	8:56
2nd Quarter	8:35	6:25
3rd Quarter	4:31	10:29
4th Quarter	6:41	8:19
OT Quarter	0:00	0:00
Third-Down Conversions	4 of 18	5 of 16
Fourth-Down Conversions	0 of 1	1 of 1
Red-Zone Scores-Chances	1-4	2-4
Touchdowns	0-4	2-4
Field goals	1-4	0-4
Sacks By: Number-Yards	3-32	2-16
PAT Kicks	0-0	3-3
Field Goals	2-2	0-2





**Individual Statistics (Final)**  
**2011 University of Virginia Football**  
**Idaho vs Virginia (Oct 1, 2011 at Charlottesville, Va.)**

**Idaho**

<b>Rushing</b>	<b>No.</b>	<b>Gain</b>	<b>Loss</b>	<b>Net</b>	<b>TD</b>	<b>Lg</b>	<b>Avg</b>
Princeton McCarty	14	92	2	90	0	20	6.4
Kama Bailey	8	21	1	20	0	9	2.5
Troy Vital	4	2	1	1	0	1	0.2
TEAM	1	0	2	-2	0	0	-2.0
Brian Reader	4	10	16	-6	0	6	-1.5
<b>Totals</b>	<b>31</b>	<b>125</b>	<b>22</b>	<b>103</b>	<b>0</b>	<b>20</b>	<b>3.3</b>

<b>Passing</b>	<b>C-A-I</b>	<b>Yds</b>	<b>TD</b>	<b>Long</b>	<b>Sack</b>
Brian Reader	17-41-2	193	1	44	2
<b>Totals</b>	<b>17-41-2</b>	<b>193</b>	<b>1</b>	<b>44</b>	<b>2</b>

<b>Receiving</b>	<b>No.</b>	<b>Yards</b>	<b>TD</b>	<b>Long</b>
Mike Scott	5	74	0	44
Princeton McCarty	4	21	0	11
Armauni Johnson	3	49	1	23
Taylor Elmo	2	18	0	13
Justin Veltung	2	14	0	8
Kama Bailey	1	17	0	17
<b>Totals</b>	<b>17</b>	<b>193</b>	<b>1</b>	<b>44</b>

<b>Punting</b>	<b>No.</b>	<b>Yds</b>	<b>Avg</b>	<b>Long</b>	<b>In20</b>	<b>TB</b>
Bobby Cowan	9	461	51.2	76	2	2
<b>Totals</b>	<b>9</b>	<b>461</b>	<b>51.2</b>	<b>76</b>	<b>2</b>	<b>2</b>

<b>Returns</b>	<b>Punt</b>			<b>Kickoff</b>			<b>Intercept</b>		
	<b>No</b>	<b>Yds</b>	<b>Lg</b>	<b>No</b>	<b>Yds</b>	<b>Lg</b>	<b>No</b>	<b>Yds</b>	<b>Lg</b>
Homer Mauga	1	11	0	0	0	0	0	0	0
Justin Veltung	1	0	0	0	0	0	0	0	0
Tracy Carter	0	0	0	1	19	19	0	0	0
D. Micheletti	0	4	4	0	0	0	0	0	0
Aaron Grymes	0	0	0	0	0	0	1	0	0
Princeton McCarty	0	0	0	2	36	20	0	0	0
<b>Totals</b>	<b>2</b>	<b>15</b>	<b>4</b>	<b>3</b>	<b>55</b>	<b>20</b>	<b>1</b>	<b>0</b>	<b>0</b>

<b>Field goals</b>	<b>Qtr</b>	<b>Time</b>	<b>Dist</b>	<b>Result</b>
Trey Farquhar	2nd	08:20	19 yards	Good
Trey Farquhar	2nd	00:37	42 yards	Good

<b>Kickoffs</b>	<b>No.</b>	<b>Yards</b>	<b>Avg</b>	<b>TB</b>	<b>OB</b>
Trey Farquhar	4	267	66.8	0	0

<b>All-purpose</b>	<b>Run</b>	<b>Rcv</b>	<b>KR</b>	<b>PR</b>	<b>IR</b>	<b>Total</b>
Princeton McCarty	90	21	36	0	0	147
Mike Scott	0	74	0	0	0	74
Armauni Johnson	0	49	0	0	0	49
Kama Bailey	20	17	0	0	0	37

**Virginia**

<b>Rushing</b>	<b>No.</b>	<b>Gain</b>	<b>Loss</b>	<b>Net</b>	<b>TD</b>	<b>Lg</b>	<b>Avg</b>
Perry Jones	21	119	9	110	1	22	5.2
Clifton Richardson	11	70	0	70	0	17	6.4
Darius Jennings	2	1	9	-8	0	1	-4.0
Michael Rocco	7	21	32	-11	0	14	-1.6
<b>Totals</b>	<b>41</b>	<b>211</b>	<b>50</b>	<b>161</b>	<b>1</b>	<b>22</b>	<b>3.9</b>

<b>Passing</b>	<b>C-A-I</b>	<b>Yds</b>	<b>TD</b>	<b>Long</b>	<b>Sack</b>
Michael Rocco	20-30-0	240	1	28	3
David Watford	10-20-1	95	1	27	0
<b>Totals</b>	<b>30-50-1</b>	<b>335</b>	<b>2</b>	<b>28</b>	<b>3</b>

<b>Receiving</b>	<b>No.</b>	<b>Yards</b>	<b>TD</b>	<b>Long</b>
Kris Burd	8	123	0	28
Perry Jones	7	41	1	18
Tim Smith	5	43	0	9
Matt Snyder	4	72	0	24
Max Milien	3	19	0	10
Dominique Terrell	2	29	1	27
Paul Freedman	1	8	0	8
<b>Totals</b>	<b>30</b>	<b>335</b>	<b>2</b>	<b>28</b>

<b>Punting</b>	<b>No.</b>	<b>Yds</b>	<b>Avg</b>	<b>Long</b>	<b>In20</b>	<b>TB</b>
Jimmy Howell	6	245	40.8	48	2	0
Robert Randolph	1	27	27.0	27	1	0
<b>Totals</b>	<b>7</b>	<b>272</b>	<b>38.9</b>	<b>48</b>	<b>3</b>	<b>0</b>

<b>Returns</b>	<b>Punt</b>			<b>Kickoff</b>			<b>Intercept</b>		
	<b>No</b>	<b>Yds</b>	<b>Lg</b>	<b>No</b>	<b>Yds</b>	<b>Lg</b>	<b>No</b>	<b>Yds</b>	<b>Lg</b>
Dominique Terrell	1	4	4	0	0	0	0	0	0
Chase Minnifield	0	0	0	0	0	0	1	0	0
Dom Joseph	0	0	0	0	0	0	1	0	0
Darius Jennings	0	0	0	4	101	32	0	0	0
<b>Totals</b>	<b>1</b>	<b>4</b>	<b>4</b>	<b>4</b>	<b>101</b>	<b>32</b>	<b>2</b>	<b>0</b>	<b>0</b>

<b>Field goals</b>	<b>Qtr</b>	<b>Time</b>	<b>Dist</b>	<b>Result</b>
Robert Randolph	4th	14:52	41 yards	Missed
Robert Randolph	4th	05:41	36 yards	Missed

<b>Kickoffs</b>	<b>No.</b>	<b>Yards</b>	<b>Avg</b>	<b>TB</b>	<b>OB</b>
Chris Hinkebein	3	195	65.0	0	0

<b>All-purpose</b>	<b>Run</b>	<b>Rcv</b>	<b>KR</b>	<b>PR</b>	<b>IR</b>	<b>Total</b>
Perry Jones	110	41	0	0	0	151
Kris Burd	0	123	0	0	0	123
Darius Jennings	-8	0	101	0	0	93
Matt Snyder	0	72	0	0	0	72

FUMBLES: Idaho-Brian Reader 1-0. Virginia-Clifton Richardson 1-1; Perry Jones 1-1.



**Defensive Statistics (Final)**  
**2011 University of Virginia Football**  
**Idaho vs Virginia (Oct 1, 2011 at Charlottesville, Va.)**



##	Idaho	Solo	Ast	Total	Sacks-Yds	TFL-Yds	FF	FR-Yds	Int-Yds	BrUp	Blks	QBH
12	Quin Ashley	5	7	12	-	0.5-0	-	1-0	-	-	-	-
0H	Gary Walker	5	5	10	1.0-6	1.0-6	-	-	-	-	-	-
29	Matthew Harvey	8	1	9	-	1.0-1	-	-	-	-	-	-
51	Tre`Shawn Robinson	2	7	9	-	0.5-3	-	-	-	1	-	-
19	Homer Mauga	4	3	7	-	1.0-9	-	-	-	-	-	-
33	Conrad Scheidt	4	3	7	-	0.5-0	1	-	-	-	-	-
6	Aaron Grymes	4	2	6	-	-	1	1-0	1-0	1	-	-
57	QuayShawne Buckley	2	4	6	1.0-15	2.0-19	-	-	-	-	-	-
0G	Trey Williams	1	5	6	-	0.5-2	-	-	-	-	-	-
16	Korey Toomer	3	1	4	1.0-11	2.5-13	-	-	-	1	-	-
23	Bradley Njoku	1	1	2	-	-	-	-	-	-	-	-
50	Tyler Brooks	0	2	2	-	-	-	-	-	-	-	-
49	John McKinley	0	2	2	-	-	-	-	-	-	-	-
14	Tracy Carter	1	0	1	-	-	-	-	-	-	-	-
92	Maxx Forde	1	0	1	-	-	-	-	-	-	-	-
55	Andre Ferguson	1	0	1	-	-	-	-	-	-	-	-
91	Vince Keener	1	0	1	-	-	-	-	-	-	-	-
99	Jesse Davis	1	0	1	-	-	-	-	-	-	-	-
90	Karel Kearney	0	1	1	-	0.5-3	-	-	-	-	-	-
4	A.J. Annelus	0	1	1	-	-	-	-	-	-	-	-
93	Mike Cosgrove	0	1	1	-	-	-	-	-	-	-	-
96	Charles Smith Jr.	0	0	0	-	-	-	-	-	1	-	-
11	Justin Hernandez	0	0	0	-	-	-	-	-	-	1	-
<b>Totals</b>		<b>44</b>	<b>46</b>	<b>90</b>	<b>3.0-32</b>	<b>10.0-56</b>	<b>2</b>	<b>2-0</b>	<b>1-0</b>	<b>4</b>	<b>1</b>	<b>0</b>

##	Virginia	Solo	Ast	Total	Sacks-Yds	TFL-Yds	FF	FR-Yds	Int-Yds	BrUp	Blks	QBH
53	Steve Greer	1	12	13	-	0.5-1	-	-	-	2	-	-
94	Matt Conrath	1	6	7	1.5-9	1.5-9	1	-	-	2	-	-
1	Demetrious Nicholson	5	1	6	-	-	-	-	-	-	-	-
9	LaRoy Reynolds	1	4	5	-	-	-	-	-	-	-	-
23	Dom Joseph	2	2	4	-	-	-	-	1-0	2	-	-
47	Bill Schautz	2	2	4	-	1.5-4	-	-	-	-	-	-
13	Chase Minnifield	1	3	4	0.5-7	1.0-8	-	-	1-0	1	-	-
26	Ausar Walcott	1	3	4	-	-	-	-	-	-	-	-
93	Will Hill	0	4	4	-	-	-	-	-	-	-	-
52	Aaron Taliaferro	2	1	3	-	1.0-1	-	-	-	-	-	-
7	Corey Mosley	1	2	3	-	-	-	-	-	1	-	-
28	Anthony Harris	1	1	2	-	-	-	-	-	-	-	-
86	Ray Keys	1	1	2	-	-	-	-	-	-	-	-
96	Nick Jenkins	1	1	2	-	0.5-2	-	-	-	-	-	-
4	Rodney McLeod	1	1	2	-	-	-	-	-	-	-	-
90	Jake Snyder	1	0	1	-	-	-	-	-	-	-	-
21	Brandon Phelps	1	0	1	-	-	-	-	-	-	-	-
27	Rijo Walker	1	0	1	-	-	-	-	-	-	-	-
18	Kris Burd	1	0	1	-	-	-	-	-	-	-	-
91	Thompson Brown	0	1	1	-	-	-	-	-	-	-	-
99	Brent Urban	0	1	1	-	-	-	-	-	-	-	-
30	Daquan Romero	0	0	0	-	-	-	-	-	1	-	-
<b>Totals</b>		<b>25</b>	<b>46</b>	<b>71</b>	<b>2.0-16</b>	<b>6.0-25</b>	<b>1</b>	<b>0-0</b>	<b>2-0</b>	<b>9</b>	<b>0</b>	<b>0</b>



**Drive Chart (By Team) (Final)**  
**2011 University of Virginia Football**  
**Idaho vs Virginia (Oct 1, 2011 at Charlottesville, Va.)**



Team	Qtr	Drive Started			Drive Ended			Consumed	
		Spot	Time	Obtained	Spot	Time	How lost	PI - Yds	TOP
IDAHO	1st	I26	15:00	Kickoff	I46	12:58	Punt	6 - 20	2:02
IDAHO		I28	11:18	Punt	I26	10:01	Punt	3 - (2)	1:17
IDAHO		I21	06:48	Kickoff	I27	05:29	Punt	6 - 6	1:19
IDAHO		I23	02:38	Kickoff	I41	01:12	Punt	4 - 18	1:26
IDAHO	2nd	I20	13:32	Interception	I29	11:36	Punt	3 - 9	1:56
IDAHO		I43	10:15	Fumble	V02	08:20	*FIELD GOAL	9 - 55	1:55
IDAHO		V26	07:24	Fumble	V19	05:32	Downs	4 - 7	1:52
IDAHO		I47	03:29	Punt	V24	00:37	*FIELD GOAL	7 - 29	2:52
IDAHO	3rd	I33	12:05	Punt	I42	11:11	Punt	3 - 9	0:54
IDAHO		I08	06:57	Punt	I20	03:20	Punt	6 - 12	3:37
IDAHO	4th	I25	14:52	Missed FG	V05	11:50	Interception	7 - 70	3:02
IDAHO		I09	08:44	Punt	I26	07:14	Interception	5 - 17	1:30
IDAHO		I20	05:41	Missed FG	I20	04:52	Punt	3 - 0	0:49
IDAHO		V04	03:11	Punt	V04	03:11	*TOUCHDOWN	0 - 0	0:00
IDAHO		I22	02:11	Punt	I30	01:11	Punt	3 - 8	1:00
IDAHO		V25	00:20	Punt	V25	00:00	End of half	10 - 0	0:20

Idaho	1st Qtr	2nd Qtr	3rd Qtr	4th Qtr	1st Half	2nd Half	Total
Time of possession	06:04	08:35	04:31	06:41	14:39	11:12	25:51
3rd down conversions	0-5	1-5	1-3	1-4	1-10	2-7	4-18
Average field position	I24	I46	I20	I30	I35	I27	I31
4th down conversions	0-0	0-1	0-0	0-0	0-1	0-0	0-1

Team	Qtr	Drive Started			Drive Ended			Consumed	
		Spot	Time	Obtained	Spot	Time	How lost	PI - Yds	TOP
VA	1st	V20	12:58	Punt	V29	11:18	Punt	3 - 9	1:40
VA		V33	10:01	Punt	I00	06:48	*TOUCHDOWN	8 - 67	3:13
VA		V27	05:29	Punt	I00	02:38	*TOUCHDOWN	8 - 73	2:51
VA		V11	01:12	Punt	V37	13:32	Interception	6 - 26	2:40
VA	2nd	V36	11:36	Punt	I43	10:15	Fumble	3 - 21	1:21
VA		V23	08:20	Kickoff	V26	07:24	Fumble	1 - 3	0:56
VA		V19	05:32	Downs	V16	03:29	Punt	4 - (3)	2:03
VA		V28	00:37	Kickoff	I06	00:00	End of half	5 - 66	0:37
VA	3rd	V28	15:00	Kickoff	V30	12:05	Punt	5 - 2	2:55
VA		V20	11:11	Punt	I45	06:57	Punt	8 - 35	4:14
VA		V04	03:20	Punt	I24	14:52	Missed FG	10 - 72	3:28
VA	4th	V20	11:50	Interception	I36	08:44	Punt	9 - 44	3:06
VA		I46	07:14	Interception	I19	05:41	Missed FG	5 - 27	1:33
VA		V27	04:52	Punt	V15	03:11	Punt	3 - (12)	1:41
VA		V35	03:11	Kickoff	V30	02:11	Punt	3 - (5)	1:00
VA		V24	01:11	Punt	V45	00:20	Punt	7 - 21	0:51

Virginia	1st Qtr	2nd Qtr	3rd Qtr	4th Qtr	1st Half	2nd Half	Total
Time of possession	08:56	06:25	10:29	08:19	15:21	18:48	34:09
3rd down conversions	3-4	0-2	1-4	0-5	3-6	1-9	5-16
Average field position	V22	V26	V17	V32	V24	V26	V25
4th down conversions	0-0	1-1	0-0	0-0	1-1	0-0	1-1



**Drive Chart (By Quarter) (Final)**  
**2011 University of Virginia Football**  
**Idaho vs Virginia (Oct 1, 2011 at Charlottesville, Va.)**



Team	Qtr	Drive Started			Drive Ended			Consumed	
		Spot	Time	Obtained	Spot	Time	How lost	PI - Yds	TOP
IDAHO	1st	I26	15:00	Kickoff	I46	12:58	Punt	6 - 20	2:02
VA		V20	12:58	Punt	V29	11:18	Punt	3 - 9	1:40
IDAHO		I28	11:18	Punt	I26	10:01	Punt	3 - (2)	1:17
VA		V33	10:01	Punt	I00	06:48	*TOUCHDOWN	8 - 67	3:13
IDAHO		I21	06:48	Kickoff	I27	05:29	Punt	6 - 6	1:19
VA		V27	05:29	Punt	I00	02:38	*TOUCHDOWN	8 - 73	2:51
IDAHO		I23	02:38	Kickoff	I41	01:12	Punt	4 - 18	1:26
VA		V11	01:12	Punt	V37	13:32	Interception	6 - 26	2:40
IDAHO	2nd	I20	13:32	Interception	I29	11:36	Punt	3 - 9	1:56
VA		V36	11:36	Punt	I43	10:15	Fumble	3 - 21	1:21
IDAHO		I43	10:15	Fumble	V02	08:20	*FIELD GOAL	9 - 55	1:55
VA		V23	08:20	Kickoff	V26	07:24	Fumble	1 - 3	0:56
IDAHO		V26	07:24	Fumble	V19	05:32	Downs	4 - 7	1:52
VA		V19	05:32	Downs	V16	03:29	Punt	4 - (3)	2:03
IDAHO		I47	03:29	Punt	V24	00:37	*FIELD GOAL	7 - 29	2:52
VA		V28	00:37	Kickoff	I06	00:00	End of half	5 - 66	0:37
VA	3rd	V28	15:00	Kickoff	V30	12:05	Punt	5 - 2	2:55
IDAHO		I33	12:05	Punt	I42	11:11	Punt	3 - 9	0:54
VA		V20	11:11	Punt	I45	06:57	Punt	8 - 35	4:14
IDAHO		I08	06:57	Punt	I20	03:20	Punt	6 - 12	3:37
VA		V04	03:20	Punt	I24	14:52	Missed FG	10 - 72	3:28
IDAHO		I25	14:52	Missed FG	V05	11:50	Interception	7 - 70	3:02
VA	4th	V20	11:50	Interception	I36	08:44	Punt	9 - 44	3:06
IDAHO		I09	08:44	Punt	I26	07:14	Interception	5 - 17	1:30
VA		I46	07:14	Interception	I19	05:41	Missed FG	5 - 27	1:33
IDAHO		I20	05:41	Missed FG	I20	04:52	Punt	3 - 0	0:49
VA		V27	04:52	Punt	V15	03:11	Punt	3 - (12)	1:41
IDAHO		V04	03:11	Punt	V04	03:11	*TOUCHDOWN	0 - 0	0:00
VA		V35	03:11	Kickoff	V30	02:11	Punt	3 - (5)	1:00
IDAHO		I22	02:11	Punt	I30	01:11	Punt	3 - 8	1:00
VA		V24	01:11	Punt	V45	00:20	Punt	7 - 21	0:51
IDAHO		V25	00:20	Punt	V25	00:00	End of half	10 - 0	0:20



**Participation Report (Final)**  
**2011 University of Virginia Football**  
**Idaho vs Virginia (Oct 1, 2011 at Charlottesville, Va.)**



**Idaho**

<b>Pos</b>	<b>##</b>	<b>OFFENSE</b>
WR	18	Mike Scott
LT	70	Matt Cleveland
LG	5J	Sam Tupua
C	74	Mike Marboe
RG	52	A.J. Jones
RT	67	Tyrone Novikoff
Y	81	Taylor Elmo
X	0B	Armauni Johnson
QB	1D	Brian Reader
RB	8	Kama Bailey
TE	40	Henry Asuega

<b>Pos</b>	<b>##</b>	<b>DEFENSE</b>
E	96	Charles Smith Jr.
N	57	QuayShawne Buckley
T	93	Mike Cosgrove
R	55	Andre Ferguson
SLB	16	Korey Toomer
MLB	51	Tre`Shawn Robinson
WLB	33	Conrad Scheidt
CB	29	Matthew Harvey
CB	6	Aaron Grymes
SS	12	Quin Ashley
FS	0H	Gary Walker

**Virginia**

<b>Pos</b>	<b>##</b>	<b>OFFENSE</b>
WR	18	Kris Burd
LT	72	Oday Aboushi
LG	63	Austin Pasztor
C	68	Anthony Mihota
RG	70	Luke Bowanko
RT	78	Morgan Moses
TE	89	Colter Phillips
QB	16	Michael Rocco
TB	33	Perry Jones
WR	14	Matt Snyder
WR	20	Tim Smith

<b>Pos</b>	<b>##</b>	<b>DEFENSE</b>
DE	90	Jake Snyder
DT	94	Matt Conrath
DT	96	Nick Jenkins
DE	47	Bill Schautz
SLB	26	Ausar Walcott
MLB	53	Steve Greer
WLB	9	LaRoy Reynolds
CB	1	Demetrious Nicholson
FS	7	Corey Mosley
SS	4	Rodney McLeod
CB	13	Chase Minnifield

Idaho: 0G-Trey Williams, 1I-Justin Hernandez, 1J-Justin Veltung, 1J-Marsel Posey, 1A-Troy Vital, 2J-Christian Whitehead, 4-A.J. Annelus, 13-Bobby Cowan, 14-Tracy Carter, 19-Homer Mauga, 20-Princeton McCarty, 21-Trey Farquhar, 22-James Randall, 23-Bradley Njoku, 35-Su`a Tuala, 48-Derek Wieting, 49-John McKinley, 50-Tyler Brooks, 72-Bilal Liggins, 80-Mike LaGrone, 85-Clayton Homme, 86-Ken McRoyal, 87-D. Micheletti, 88-Dontae Scott, 90-Karel Kearney, 91-Vince Keener, 92-Maxx Forde, 99-Jesse Davis.

Virginia: 2J-Jacob Hodges, 2-Dominique Terrell, 2T-Eric Thornton, 3-Robert Randolph, 4F-Matt Fortin, 5-David Watford, 6-Darius Jennings, 7M-Kyle McCartin, 8-Jimmy Howell, 10-Clifton Richardson, 11-Chris Hinkebein, 17-Miles Gooch, 21-Brandon Phelps, 22-Drequan Hoskey, 23-Dom Joseph, 27-Rijo Walker, 28-Anthony Harris, 29-D.J. Hill, 30-Daquan Romero, 34-Terence Fells-Danzer, 36-Max Milien, 37-LoVante Battle, 38-Khalek Shepherd, 39-Tucker Windle, 43-Kameron Mack, 52-Aaron Taliaferro, 71-Matt Mihalik, 75-Kelby Johnson, 79-Sean Cascarano, 81-Jeremiah Mathis, 83-Jake McGee, 86-Ray Keys, 87-Zachary Swanson, 88-Paul Freedman, 91-Thompson Brown, 93-Will Hill, 98-Chris Brathwaite, 99-Brent Urban.



## Play-by-Play Summary (1st quarter) Idaho vs Virginia (Oct 1, 2011 at Charlottesville, Va.)



*Uva wins toss, defers. Idaho to receive and defend south end zone*

- 1-10 Idaho 30 VA ball on VA30.  
Hinkebein,C kickoff 63 yards to the IDAHO7, Tracy Carter return 19 yards to the IDAHO26 (Keys,R).
- 1-10 Idaho 26 Kama Bailey rush for 7 yards to the IDAHO33 (Reynolds,L;Greer,S).
- 2-3 Idaho 33 Brian Reader pass incomplete to Armauni Johnson, dropped pass.
- 3-3 Idaho 33 Brian Reader pass incomplete (Conrath,M).
- 4-3 Idaho 33 PENALTY VA offside 5 yards to the IDAHO38, 1ST DOWN IDAHO.
- 1-10 Idaho 38 P. McCarty rush for 2 yards to the IDAHO40 (Greer,S;Conrath,M).
- 2-8 Idaho 40 P. McCarty rush for 3 yards to the IDAHO43 (McLeod,R).
- 3-5 Idaho 43 Brian Reader pass complete to Mike Scott for 3 yards to the IDAHO46 (Nicholson,D).
- 4-2 Idaho 46 Bobby Cowan punt 54 yards to the VA0, touchback.

X1

*6 plays, 20 yards, 2:02*

**VIRGINIA drive start at 12:58.**

- 1-10 VA 20 Rocco,M pass incomplete to Burd,K.
- 2-10 VA 20 Rocco,M pass complete to Smith,T for 9 yards to the VA29 (Gary Walker).
- 3-1 VA 29 Rocco,M rush for no gain to the VA29 (Q. Buckley;Mike Cosgrove).
- 4-1 VA 29 Howell,J punt 43 yards to the IDAHO28, fair catch by Justin Veltung.

*3 plays, 9 yards, 1:40*

**IDAHO drive start at 11:18.**

- 1-10 Idaho 28 Kama Bailey rush for 1 yard to the IDAHO29 (Conrath,M;Hill,W).
- 2-9 Idaho 29 Brian Reader pass incomplete to Mike Scott (Conrath,M).
- 3-9 Idaho 29 Brian Reader sacked for loss of 3 yards to the IDAHO26 (Conrath,M), fumble by Brian Reader recovered by IDAHO Sam Tupua at IDAHO26.
- 4-12 Idaho 26 Bobby Cowan punt 41 yards to the VA33, downed.

*3 plays, minus 2 yards, 1:17*

**VIRGINIA drive start at 10:01.**

- 1-10 VA 33 Jones,P rush for loss of 1 yard to the VA32 (Korey Toomer;Conrad Scheidt).
- 2-11 VA 32 Rocco,M pass complete to Burd,K for 28 yards to the IDAHO40, 1ST DOWN VA (Gary Walker;Quin Ashley).
- 1-10 Idaho 40 Rocco,M pass complete to Jones,P for 3 yards to the IDAHO37 (Homer Mauga;Quin Ashley).
- 2-7 Idaho 37 Jones,P rush for 5 yards to the IDAHO32 (Matthew Harvey).
- 3-2 Idaho 32 Richardson,C rush for 11 yards to the IDAHO21, 1ST DOWN VA (Aaron Grymes).
- 1-10 Idaho 21 Rocco,M pass incomplete to Richardson,C (Charles Smith).
- 2-10 Idaho 21 Jones,P rush for 11 yards to the IDAHO10, 1ST DOWN VA (Aaron Grymes;Quin Ashley).
- 1-G Idaho 10 Jones,P rush for 10 yards to the IDAHO0, TOUCHDOWN, clock 06:48.
- 1-G Idaho 03 Randolph,R kick attempt good.

P1

R2

R3

**Virginia 7, Idaho 0**

*8 plays, 67 yards, 3:13*

Hinkebein,C kickoff 65 yards to the IDAHO5, P. McCarty return 16 yards to the IDAHO21 (Keys,R;Reynolds,L).

**IDAHO drive start at 06:48.**

- 1-10 Idaho 21 Brian Reader pass incomplete to Justin Veltung.
- 2-10 Idaho 21 Brian Reader pass complete to P. McCarty for 11 yards to the IDAHO32, 1ST DOWN IDAHO (Hill,W;Greer,S).
- 1-10 Idaho 32 Brian Reader pass complete to Mike Scott for 5 yards to the IDAHO37 (Harris,A), PENALTY IDAHO holding (Armauni Johnson) 10 yards to the IDAHO27.
- 1st and 15.
- 1-15 Idaho 27 Brian Reader pass incomplete to Mike Scott.
- 2-15 Idaho 27 Brian Reader pass incomplete to Maurice Trotter (Joseph,D).
- 3-15 Idaho 27 Brian Reader pass incomplete to Armauni Johnson.
- 4-15 Idaho 27 Bobby Cowan punt 50 yards to the VA23, Terrell,D return 4 yards to the VA27 (Tyler Brooks;Homer Mauga).

*6 plays, 6 yards, 1:19*

**VIRGINIA drive start at 05:29.**

- 1-10 VA 27 Jones,P rush for 22 yards to the VA49, 1ST DOWN VA (Conrad Scheidt).
- 1-10 VA 49 Rocco,M pass incomplete to Burd,K.
- 2-10 VA 49 Richardson,C rush for 7 yards to the IDAHO44 (Quin Ashley;T. Robinson).
- 3-3 Idaho 44 Rocco,M pass complete to Jones,P for 18 yards to the IDAHO26, 1ST DOWN VA (Conrad Scheidt).
- 1-10 Idaho 26 Richardson,C rush for 17 yards to the IDAHO9, 1ST DOWN VA (T. Robinson;Gary Walker).
- 1-G Idaho 09 Rocco,M pass incomplete to Burd,K.
- 2-G Idaho 09 Jones,P rush for 3 yards to the IDAHO6 (Quin Ashley;John McKinley).
- 3-G Idaho 06 Rocco,M pass complete to Jones,P for 6 yards to the IDAHO0, TOUCHDOWN, clock 02:38.
- 1-G Idaho 03 Randolph,R kick attempt good.

R4

P5

R6

**Virginia 14, Idaho 0**

*8 plays, 73 yards, 2:51*

Hinkebein,C kickoff 67 yards to the IDAHO3, P. McCarty return 20 yards to the IDAHO23 (Brown,T;Harris,A).



## Play-by-Play Summary (1st quarter) Idaho vs Virginia (Oct 1, 2011 at Charlottesville, Va.)



**IDAHO drive start at 02:38.**

- 1-10 Idaho 23 P. McCarty rush for 17 yards to the IDAHO40, 1ST DOWN IDAHO (Walcott,A).
- 1-10 Idaho 40 Troy Vital rush for 1 yard to the IDAHO41 (Schautz,B).
- 2-9 Idaho 41 Brian Reader pass incomplete to Mike LaGrone (Romero,D).
- 3-9 Idaho 41 Brian Reader pass incomplete to Taylor Elmo.
- 4-9 Idaho 41 Bobby Cowan punt 48 yards to the VA11, downed.

R3

*4 plays, 18 yards, 1:26*

**VIRGINIA drive start at 01:12.**

- 1-10 VA 11 Jones,P rush for loss of 1 yard to the VA10 (Q. Buckley;Quin Ashley).
- 2-11 VA 10 Watford,D pass complete to Smith,T for 8 yards to the VA18 (Matthew Harvey).
- 3-3 VA 18 Clock 00:00.

**END OF 1st QUARTER: Virginia 14, Idaho 0**

Quarter Summary	Score	Time Poss	1st Downs				Conversions		Rushing	Passing	Penalties
			R	P	X	T	3rd	4th			
Idaho	0	06:04	1	1	1	3	0-5	0-0	7-28	3-12-0-19	1-10
Virginia	14	08:56	4	2	0	6	3-4	0-0	11-84	6-10-0-72	1-5



## Play-by-Play Summary (2nd quarter) Idaho vs Virginia (Oct 1, 2011 at Charlottesville, Va.)



3-3 VA 18	Start of 2nd quarter, clock 15:00.	
3-3 VA 18	Watford,D pass complete to Terrell,D for 2 yards to the VA20.	
4-1 VA 20	Jones,P rush for 8 yards to the VA28, 1ST DOWN VA (Matthew Harvey).	R7
1-10 VA 28	Richardson,C rush for 9 yards to the VA37, out-of-bounds (Bradley Njoku).	
2-1 VA 37	Watford,D pass intercepted by Aaron Grymes at the IDAHO20, Aaron Grymes return 0 yards to the IDAHO20 (Burd,K).	

*6 plays, 26 yards, 2:40*

**IDAHO drive start at 13:32.**

1-10 Idaho 20	P. McCarty rush for 2 yards to the IDAHO22 (Greer,S;Urban,B).	
2-8 Idaho 22	Brian Reader pass complete to Justin Veltung for 6 yards to the IDAHO28 (Taliaferro,A).	
3-2 Idaho 28	Troy Vital rush for 1 yard to the IDAHO29 (Taliaferro,A;Greer,S).	
4-1 Idaho 29	Bobby Cowan punt 35 yards to the VA36, downed.	

*3 plays, 9 yards, 1:56*

**VIRGINIA drive start at 11:36.**

1-10 VA 36	PENALTY VA false start (Aboushi,O) 5 yards to the VA31.	
1-15 VA 31	Rocco,M pass complete to Jones,P for 5 yards to the VA36 (Vince Keener).	
2-10 VA 36	PENALTY VA false start (Bowanko,L) 5 yards to the VA31.	
2-15 VA 31	Rocco,M pass complete to Snyder,M for 24 yards to the IDAHO45, 1ST DOWN VA, out-of-bounds (Quin Ashley).	P8
1-10 Idaho 45	Richardson,C rush for 2 yards to the IDAHO43, fumble forced by Conrad Scheidt, fumble by Richardson,C recovered by IDAHO Aaron Grymes at IDAHO43.	

*3 plays, 21 yards, 1:21*

**IDAHO drive start at 10:15.**

1-10 Idaho 43	Brian Reader pass incomplete to Armauni Johnson.	
2-10 Idaho 43	Brian Reader pass complete to Kama Bailey for 17 yards to the VA40, 1ST DOWN IDAHO (Walker,R).	P4
1-10 VA 40	Brian Reader pass incomplete to Maurice Trotter (Greer,S).	
2-10 VA 40	P. McCarty rush for 17 yards to the VA23, 1ST DOWN IDAHO (Nicholson,D).	R5
1-10 VA 23	P. McCarty rush for loss of 2 yards to the VA25 (Minnifield,C;Greer,S).	
2-12 VA 25	PENALTY VA pass interference (Walker,R) 15 yards to the VA10, 1ST DOWN IDAHO.	X6
1-G VA 10	Brian Reader pass complete to Justin Veltung for 8 yards to the VA2 (Minnifield,C;McLeod,R).	
2-G VA 02	Brian Reader pass incomplete to Armauni Johnson (Joseph,D).	
3-G VA 02	Brian Reader pass incomplete to Kama Bailey.	
4-G VA 02	Trey Farquhar field goal attempt from 19 GOOD, clock 08:20.	

**Virginia 14, Idaho 3**

*9 plays, 55 yards, 1:55*

Trey Farquhar kickoff 66 yards to the VA4, Jennings,D return 19 yards to the VA23 (Trey Williams;A.J. Annelus).

**VIRGINIA drive start at 08:20.**

1-10 VA 23	Jones,P rush for 3 yards to the VA26, fumble forced by Aaron Grymes, fumble by Jones,P recovered by IDAHO Quin Ashley at VA26.	
------------	--	--

*1 play, 3 yards, 0:56*

**IDAHO drive start at 07:24.**

1-10 VA 26	Kama Bailey rush for loss of 1 yard to the VA27 (Taliaferro,A).	
2-11 VA 27	Brian Reader pass complete to Armauni Johnson for 9 yards to the VA18.	
3-2 VA 18	Troy Vital rush for no gain to the VA18 (Greer,S;Conrath,M).	
4-2 VA 18	Troy Vital rush for loss of 1 yard to the VA19 (Schultz,B).	

*4 plays, 7 yards, 1:52*

**VIRGINIA drive start at 05:32.**

1-10 VA 19	Rocco,M pass complete to Burd,K for 11 yards to the VA30, 1ST DOWN VA (Aaron Grymes;Gary Walker).	P9
1-10 VA 30	Rocco,M pass complete to Milien,M for 6 yards to the VA36, out-of-bounds (Quin Ashley).	
2-4 VA 36	PENALTY VA false start 5 yards to the VA31.	
2-9 VA 31	Rocco,M pass incomplete to Jennings,D (T. Robinson).	
3-9 VA 31	Rocco,M sacked for loss of 15 yards to the VA16 (Q. Buckley).	
4-24 VA 16	Howell,J punt 37 yards to the IDAHO47, fair catch by Justin Veltung.	

*4 plays, minus 3 yards, 2:03*

**IDAHO drive start at 03:29.**

1-10 Idaho 47	Brian Reader rush for 6 yards to the VA47.	
2-4 VA 47	PENALTY IDAHO false start 5 yards to the IDAHO48.	
2-9 Idaho 48	Brian Reader pass complete to P. McCarty for 7 yards to the VA45 (Joseph,D).	
3-2 VA 45	Brian Reader pass complete to Taylor Elmo for 13 yards to the VA32, 1ST DOWN IDAHO (Greer,S;Joseph,D).	P7
1-10 VA 32	Brian Reader pass incomplete to Marsel Posey (Mosley,C).	
2-10 VA 32	PENALTY IDAHO holding 10 yards to the VA42.	
2-20 VA 42	Timeout Idaho, clock 01:13.	
2-20 VA 42	Kama Bailey rush for 1 yard to the VA41 (Hill,W;Greer,S).	
3-19 VA 41	Brian Reader pass complete to Armauni Johnson for 17 yards to the VA24, out-of-bounds	





**Play-by-Play Summary (2nd quarter)  
Idaho vs Virginia (Oct 1, 2011 at Charlottesville, Va.)**



(Nicholson,D).

4-2 VA 24 Trey Farquhar field goal attempt from 42 GOOD, clock 00:37.

**Virginia 14, Idaho 6**

*7 plays, 29 yards, 2:52*

Trey Farquhar kickoff 64 yards to the VA6, Jennings,D return 22 yards to the VA28 (Tracy Carter).

**VIRGINIA drive start at 00:37.**

1-10	VA 28	Jones,P rush for 11 yards to the VA39, 1ST DOWN VA, out-of-bounds.	R10
1-10	VA 39	Rocco,M pass complete to Snyder,M for 18 yards to the IDAHO43, 1ST DOWN VA (Aaron Grymes).	P11
1-10	Idaho 43	Rocco,M pass complete to Jones,P for 15 yards to the IDAHO28, 1ST DOWN VA (T. Robinson).	P12
1-10	Idaho 28	Rocco,M pass complete to Smith,T for 8 yards to the IDAHO20 (Q. Buckley;T. Robinson).	
2-2	Idaho 20	Timeout Virginia, clock 00:06.	
2-2	Idaho 20	Rocco,M rush for 14 yards to the IDAHO6, 1ST DOWN VA (T. Robinson;Trey Williams).	R13
		End of half, clock 00:00.	

*5 plays, 66 yards, 0:37*

**END OF 2nd QUARTER: Virginia 14, Idaho 6**

Quarter Summary	Score	Time Poss	1st Downs				Conversions		Rushing	Passing	Penalties
			R	P	X	T	3rd	4th			
Idaho	6	08:35	1	2	1	4	1-5	0-1	9-23	7-12-0-77	2-15
Virginia	0	06:25	3	4	0	7	0-2	1-1	7-32	8-10-1-89	4-30



## Play-by-Play Summary (3rd quarter) Idaho vs Virginia (Oct 1, 2011 at Charlottesville, Va.)



Start of 3rd quarter, clock 15:00, IDAHO ball on IDAHO30.  
Trey Farquhar kickoff 70 yards to the VA0, Jennings,D return 28 yards to the VA28 (Trey Williams;Bradley Njoku).

**VIRGINIA drive start at 15:00.**

1-10	VA 28	Rocco,M pass complete to Jones,P for no gain to the VA28 (T. Robinson).	
2-10	VA 28	Rocco,M pass complete to Milien,M for 10 yards to the VA38, 1ST DOWN VA, out-of-bounds (Conrad Scheidt).	P14
1-10	VA 38	Jennings,D rush for 1 yard to the VA39 (Conrad Scheidt;Quin Ashley).	
2-9	VA 39	Rocco,M rush for 2 yards to the VA41 (Andre Ferguson).	
3-7	VA 41	Rocco,M sacked for loss of 11 yards to the VA30 (Korey Toomer).	
4-18	VA 30	Howell,J punt 37 yards to the IDAHO33, Justin Veltung return 0 yards to the IDAHO33, out-of-bounds (Phelps,B).	

*5 plays, 2 yards, 2:55*

**IDAHO drive start at 12:05.**

1-10	Idaho 33	Brian Reader pass incomplete to Armauni Johnson.	
2-10	Idaho 33	Kama Bailey rush for 9 yards to the IDAHO42 (Nicholson,D;Mosley,C).	
3-1	Idaho 42	Brian Reader pass incomplete to Justin Veltung (Minnifield,C).	
4-1	Idaho 42	Bobby Cowan punt 58 yards to the VA0, touchback.	

*3 plays, 9 yards, 0:54*

**VIRGINIA drive start at 11:11.**

1-10	VA 20	Jones,P rush for loss of 1 yard to the VA19 (Korey Toomer).	
2-11	VA 19	Rocco,M pass complete to Burd,K for 13 yards to the VA32, 1ST DOWN VA.	P15
1-10	VA 32	Rocco,M pass complete to Freedman,P for 8 yards to the VA40 (Quin Ashley).	
2-2	VA 40	Richardson,C rush for 3 yards to the VA43, 1ST DOWN VA (Korey Toomer).	R16
1-10	VA 43	Rocco,M pass complete to Snyder,M for 13 yards to the IDAHO44, 1ST DOWN VA (Matthew Harvey).	P17
1-10	Idaho 44	Rocco,M pass incomplete to Milien,M.	
2-10	Idaho 44	Rocco,M pass complete to Burd,K for 5 yards to the IDAHO39 (Gary Walker).	
3-5	Idaho 39	Rocco,M sacked for loss of 6 yards to the IDAHO45 (Gary Walker).	
4-11	Idaho 45	Howell,J punt 37 yards to the IDAHO8, downed.	

*8 plays, 35 yards, 4:14*

**IDAHO drive start at 06:57.**

1-10	Idaho 08	P. McCarty rush for 5 yards to the IDAHO13 (Jenkins,N).	
2-5	Idaho 13	P. McCarty rush for 3 yards to the IDAHO16 (Reynolds,L).	
3-2	Idaho 16	Brian Reader pass complete to Mike Scott for 8 yards to the IDAHO24, 1ST DOWN IDAHO, out-of-bounds (Nicholson,D).	P8
1-10	Idaho 24	Brian Reader pass complete to P. McCarty for loss of 5 yards to the IDAHO19 (Schautz,B;Jenkins,N).	
2-15	Idaho 19	Brian Reader pass complete to Mike Scott for 14 yards to the IDAHO33 (Joseph,D).	
3-1	Idaho 33	Brian Reader sacked for loss of 13 yards to the IDAHO20 (Minnifield,C;Conrath,M).	
4-14	Idaho 20	Bobby Cowan punt 76 yards to the VA4, downed.	

*6 plays, 12 yards, 3:37*

**VIRGINIA drive start at 03:20.**

1-10	VA 04	Jones,P rush for 6 yards to the VA10 (T. Robinson;Homer Mauga).	
2-4	VA 10	Jones,P rush for 18 yards to the VA28, 1ST DOWN VA, out-of-bounds (Quin Ashley).	R18
1-10	VA 28	Richardson,C rush for 3 yards to the VA31 (Homer Mauga).	
2-7	VA 31	Rocco,M pass incomplete to Smith,T, dropped pass.	
3-7	VA 31	Rocco,M pass complete to Burd,K for 23 yards to the IDAHO46, 1ST DOWN VA (Quin Ashley).	P19
1-10	Idaho 46	Rocco,M pass complete to Burd,K for 17 yards to the IDAHO29, 1ST DOWN VA (Gary Walker).	P20
1-10	Idaho 29	Richardson,C rush for no gain to the IDAHO29 (Q. Buckley).	
2-10	Idaho 29	Rocco,M pass incomplete to Burd,K.	
3-10	Idaho 29	Rocco,M rush for 5 yards to the IDAHO24 (John McKinley;Conrad Scheidt).	

**END OF 3rd QUARTER: Virginia 14, Idaho 6**

Quarter Summary	Score	Time Poss	1st Downs				Conversions		Rushing	Passing	Penalties
			R	P	X	T	3rd	4th			
Idaho	0	04:31	0	1	0	1	1-3	0-0	4-4	3-5-0-17	0-0
Virginia	0	10:29	2	5	0	7	0-2	0-0	11-20	8-11-0-89	0-0



## Play-by-Play Summary (4th quarter) Idaho vs Virginia (Oct 1, 2011 at Charlottesville, Va.)



4-5 Idaho 24 Start of 4th quarter, clock 15:00.

4-5 Idaho 24 Randolph,R field goal attempt from 41 MISSED - short, spot at IDAHO25, clock 14:52.

FG Blocked by #57 QuayShawne Buckley

*10 plays, 72 yards, 3:28*

**IDAHO drive start at 14:52.**

1-10	Idaho 25	Kama Bailey rush for 1 yard to the IDAHO26 (Snyder,J).	
2-9	Idaho 26	P. McCarty rush for 20 yards to the IDAHO46, 1ST DOWN IDAHO (Minnifield,C).	R9
1-10	Idaho 46	Brian Reader pass incomplete to Mike Scott.	
2-10	Idaho 46	P. McCarty rush for 3 yards to the IDAHO49 (Greer,S).	
3-7	Idaho 49	Timeout Idaho, clock 12:58.	
3-7	Idaho 49	Brian Reader pass complete to Mike Scott for 44 yards to the VA7, 1ST DOWN IDAHO (Mosley,C;Joseph,D).	P10
1-G	VA 07	Kama Bailey rush for 2 yards to the VA5 (Greer,S;Hill,W).	
2-G	VA 05	Brian Reader pass intercepted by Joseph,D at the VA0, Joseph,D return 0 yards to the VA0, touchback.	

*7 plays, 70 yards, 3:02*

**VIRGINIA drive start at 11:50.**

1-10	VA 20	Jones,P rush for 6 yards to the VA26 (Maxx Forde).	
2-4	VA 26	Watford,D pass complete to Burd,K for 15 yards to the VA41, 1ST DOWN VA (Matthew Harvey;Gary Walker).	P21
1-10	VA 41	Jones,P rush for loss of 1 yard to the VA40 (Matthew Harvey).	
2-11	VA 40	Watford,D pass complete to Snyder,M for 17 yards to the IDAHO43, 1ST DOWN VA.	P22
1-10	Idaho 43	Timeout Idaho, clock 10:24.	
1-10	Idaho 43	Jones,P rush for 3 yards to the IDAHO40.	
2-7	Idaho 40	Watford,D pass complete to Smith,T for 9 yards to the IDAHO31, 1ST DOWN VA (Aaron Grymes).	P23
1-10	Idaho 31	PENALTY VA illegal shift 5 yards to the IDAHO36.	
1-15	Idaho 36	Watford,D pass incomplete to Snyder,M.	
2-15	Idaho 36	Watford,D pass incomplete to Burd,K.	
3-15	Idaho 36	Watford,D pass incomplete to Jennings,D.	
4-15	Idaho 36	Timeout Virginia, clock 08:50.	
4-15	Idaho 36	Randolph,R punt 27 yards to the IDAHO9, out-of-bounds.	

*9 plays, 44 yards, 3:06*

**IDAHO drive start at 08:44.**

1-10	Idaho 09	P. McCarty rush for 3 yards to the IDAHO12 (Walcott,A;Reynolds,L).	
2-7	Idaho 12	P. McCarty rush for 12 yards to the IDAHO24, 1ST DOWN IDAHO (Mosley,C).	R11
<i>play ruled fumble, recovered by UVa, overturned by replay</i>			
1-10	Idaho 24	P. McCarty rush for 2 yards to the IDAHO26 (Walcott,A;Schultz,B).	
2-8	Idaho 26	Brian Reader pass incomplete to Taylor Elmo.	
3-8	Idaho 26	Brian Reader pass intercepted by Minnifield,C at the IDAHO46, Minnifield,C return 0 yards to the IDAHO46.	

*5 plays, 17 yards, 1:30*

**VIRGINIA drive start at 07:14.**

1-10	Idaho 46	Richardson,C rush for 6 yards to the IDAHO40 (Homer Mauga), PENALTY IDAHO personal foul (Conrad Scheidt) 15 yards to the IDAHO25, 1ST DOWN VA.	X24
1-10	Idaho 25	1st and 10.	

*#33 Conrad Scheidt ejected for a strike to the head*

1-10	Idaho 25	Richardson,C rush for 3 yards to the IDAHO22 (Jesse Davis).	
2-7	Idaho 22	Watford,D pass complete to Milien,M for 3 yards to the IDAHO19, out-of-bounds.	
3-4	Idaho 19	Watford,D pass incomplete to Snyder,M.	
4-4	Idaho 19	Randolph,R field goal attempt from 36 MISSED - wide right, spot at IDAHO20, clock 05:41.	

*5 plays, 27 yards, 1:33*

**IDAHO drive start at 05:41.**

1-10	Idaho 20	Kama Bailey rush for no gain to the IDAHO20 (Greer,S;Conrath,M).	
2-10	Idaho 20	Brian Reader pass incomplete to Mike Scott.	
3-10	Idaho 20	Brian Reader pass incomplete to Kama Bailey.	
4-10	Idaho 20	Bobby Cowan punt 53 yards to the VA27, fair catch by Minnifield,C.	

*3 plays, 0 yards, 0:49*

**VIRGINIA drive start at 04:52.**

1-10	VA 27	Jones,P rush for 3 yards to the VA30 (T. Robinson;Gary Walker).	
2-7	VA 30	Jennings,D rush for loss of 9 yards to the VA21 (Homer Mauga).	
3-16	VA 21	Watford,D pass complete to Jones,P for loss of 6 yards to the VA15 (Karel Kearney;T. Robinson).	
4-22	VA 15	Howell,J punt BLOCKED, recovered by IDAHO D. Micheletti at VA4 (blocked by J. Hernandez), D. Micheletti for 4 yards to the VA0, TOUCHDOWN, clock 03:11.	

*3 plays, minus 12 yards, 1:41*

1-G	VA 03	Brian Reader pass attempt to Marsel Posey good.	
-----	-------	---	--

**Virginia 14, Idaho 14**

Trey Farquhar kickoff 67 yards to the VA3, Jennings,D return 32 yards to the VA35 (Trey Williams;Tyler Brooks).



## Play-by-Play Summary (4th quarter) Idaho vs Virginia (Oct 1, 2011 at Charlottesville, Va.)



**VIRGINIA drive start at 03:11.**

- 1-10 VA 35 Rocco,M pass incomplete to Smith,T (Korey Toomer).
  - 2-10 VA 35 Timeout Idaho, clock 03:02.
  - 2-10 VA 35 Jones,P rush for loss of 5 yards to the VA30 (Q. Buckley;Trey Williams).
  - 3-15 VA 30 Rocco,M pass incomplete to Burd,K.
  - 4-15 VA 30 Howell,J punt 48 yards to the IDAHO22, out-of-bounds.
- 3 plays, minus 5 yards, 1:00*

**IDAHO drive start at 02:11.**

- 1-10 Idaho 22 Brian Reader pass incomplete to Armauni Johnson.
  - 2-10 Idaho 22 Brian Reader pass incomplete to Kama Bailey (Greer,S).
  - 3-10 Idaho 22 Brian Reader pass complete to P. McCarty for 8 yards to the IDAHO30 (Reynolds,L;Conrath,M).
  - 4-2 Idaho 30 Bobby Cowan punt 46 yards to the VA24, fair catch by Minnifield,C.
- 3 plays, 8 yards, 1:00*

**VIRGINIA drive start at 01:11.**

- 1-10 VA 24 Jones,P rush for 1 yard to the VA25, out-of-bounds (Matthew Harvey).
  - 2-9 VA 25 Watford,D pass complete to Smith,T for 9 yards to the VA34, 1ST DOWN VA (Matthew Harvey). P25
  - 1-10 VA 34 Watford,D pass incomplete to Jones,P.
  - 2-10 VA 34 Watford,D pass complete to Burd,K for 11 yards to the VA45, 1ST DOWN VA, out-of-bounds (Trey Williams). P26
  - 1-10 VA 45 Watford,D pass incomplete to Smith,T (Aaron Grymes).
  - 2-10 VA 45 Watford,D pass incomplete to Snyder,M.
  - 3-10 VA 45 Watford,D pass incomplete to Burd,K.
  - 4-10 VA 45 Howell,J punt 43 yards to the IDAHO12, downed.
- 7 plays, 21 yards, 0:51*

**IDAHO drive start at 00:20.**

- 1-10 Idaho 12 Brian Reader rush for 4 yards to the IDAHO16, out-of-bounds.
  - 2-6 Idaho 16 TEAM rush for loss of 2 yards to the IDAHO14.
- End of game, clock 00:00.

*2 plays, 2 yards, 0:20*

**END OF 4th QUARTER: Virginia 14, Idaho 14**

Quarter Summary	Score	Time Poss	1st Downs				Conversions		Rushing	Passing	Penalties
			R	P	X	T	3rd	4th			
Idaho	8	06:41	2	1	0	3	1-4	0-0	10-45	2-10-2-52	1-15
Virginia	0	08:19	0	5	1	6	0-5	0-0	9-7	7-17-0-58	1-5



**Play-by-Play Summary (OT quarter)  
Idaho vs Virginia (Oct 1, 2011 at Charlottesville, Va.)**



*Idaho wins toss, plays defense first, OT played at south end*

Start of OT quarter, clock 15:00.

3-8	Idaho 14	VA ball on IDAHO25.	
3-8	Idaho 25	1st and 10.	
1-10	Idaho 25	Jones,P rush for 7 yards to the IDAHO18 (Matthew Harvey).	
2-3	Idaho 18	Jones,P rush for 2 yards to the IDAHO16 (Homer Mauga).	
3-1	Idaho 16	Richardson,C rush for 9 yards to the IDAHO7, 1ST DOWN VA (Gary Walker).	R27
1-G	Idaho 07	PENALTY VA face mask 20 yards to the IDAHO27.	
1-G	Idaho 27	Watford,D pass incomplete to Smith,T.	
2-G	Idaho 27	Watford,D pass complete to Terrell,D for 27 yards to the IDAHO0, TOUCHDOWN, clock 15:00.	
1-G	Idaho 03	Randolph,R kick attempt good.	

**Virginia 21, Idaho 14**

1-G	VA 30	IDAHO ball on VA25.	
1-G	VA 25	1st and 10.	
1-10	VA 25	P. McCarty rush for 3 yards to the VA22 (Walcott,A;Greer,S).	
2-7	VA 22	PENALTY IDAHO substitution infraction 6 yards to the VA28.	
2-13	VA 28	Brian Reader pass complete to Taylor Elmo for 5 yards to the VA23 (Nicholson,D).	
3-8	VA 23	Brian Reader pass complete to Armauni Johnson for 23 yards to the VA0, 1ST DOWN IDAHO, TOUCHDOWN, clock 15:00.	P12
1-G	VA 03	Brian Reader pass attempt failed.	

**Virginia 21, Idaho 20**

**Virginia 21, Idaho 20**

Quarter Summary	Score	Time Poss	1st Downs				Conversions		Rushing	Passing	Penalties
			R	P	X	T	3rd	4th			
Idaho	6	00:00	4	5	2	11	3-17	0-1	30-100	15-39-2-165	4-40
Virginia	7	00:00	9	16	1	26	4-15	1-1	38-143	29-48-1-308	6-40

# Idaho at Virginia

Oct. 1, 2011

## Virginia Game Notes

### Team Notes

- With the victory, Virginia improved to 3-2 overall, 2-1 at home and 1-0 all-time vs. Idaho.
- It was the first overtime game overall for UVa since Nov. 1, 2008 – a 24-17 loss to Miami at home, and first overtime victory for UVa since Sept. 9, 2006 – a 13-12 win vs. Wyoming at home.
- Entering today's game, Virginia was one of 13 programs in the country that was perfect from the red zone. The Cavaliers finished the game 2-for-4 (two touchdowns by Perry Jones) from the red zone and are now 18-for-20 on the year with 12 touchdowns and six field goals.

### Individual Notes

- TB Perry Jones finished with 21 rushes for 110 rushing yards. The 110 yards are a new career-high for Jones and put him over the 1,000-yard mark for his career.
- Needing 90 yards entering today's game to reach the 1,000-yard plateau, Jones' 18-yard rush in the third quarter put him over the mark. He is the 40th Cavalier to reach the milestone.
- QB Michael Rocco completed 20-of-30 attempts for 240 passing yards, his second-career 200-yard game (first was Sept. 17 at North Carolina). He joins a list of 22 other Cavaliers that have had multiple 200-yard games for their careers.
- WR Kris Burd finished with eight catches for a career-high 123 receiving yards. It was the sixth 100-yard game of his career (fifth on the all-time UVa list of 100-yard games).
- Burd moved into fifth place on the all-time UVa receptions list and now has 126 catches for his career. Next on the list is No. 4 John Ford (1984, 1986-88) with 128 career receptions.
- Burd also moved up two spots on the all-time UVa receiving list. Burd now has 1,650 receiving yards for his career for eighth place. No. 7 is Heath Miller (2002-04) with 1,703 career receiving yards.
- In his last three games, Burd has 24 catches for 321 yards (7-110 at North Carolina; 9-88 vs. Southern Miss; 8-123 vs. Idaho). Over those games, he is averaging 107.0 yards per game.
- TB Clifton Richardson finished with 11 rushes for 70 yards, both career-highs.
- WR Dominique Terrell's game-winning touchdown reception in overtime was the first touchdown of his career.
- CB Dom Joseph's interception in the fourth quarter was the second of his career and the third by a Cavalier this season.
- CB Chase Minnifield's interception in the fourth quarter was the 11th of his career. Minnifield moved into a ninth-place tie on the all-time UVa list with the pick. Tied for No. 8 on the list with 12 career interceptions are Bryan Shumock (1977-80), Joe Crocker (1992-95) and Anthony Poindexter (1995-98).
- DT Chris Brathwaite made his collegiate debut, becoming the 26th Cavalier this season to earn his first playing time.

# **Virginia vs. Idaho**

**Oct. 1, 2011**

## **Idaho Head Coach Robb Akey Quotes**

### **On Idaho responding to adversity:**

“We’ve talked about that an awful lot and we needed to battle tonight and throughout the course of the game. Our players did. In all three phases of the game, we did good things. They all made a commitment to each other and the man in the mirror, and they got after it. I’m very disappointed we did not get the job finished here tonight, but I’m proud as hell of this football team and the way that they fought. I’m not happy because I felt like we had the opportunity. We went for the win. That is what we came here to do. I’m proud of the fact that we are gaining ground and I’m anxious to move forward.”

### **On going for the two-point conversion:**

“It’s a done deal. No doubt about it.”

### **On the Vandal players making plays in all three phases of the game:**

“We were fighting our tails off and I thought our guys in all three phases of the game did exactly what you just talked about. We got ourselves in the situation that we were in. We were behind and we weren’t supposed to come down here in ACC country anyways and be able to do anything. We had momentum on our side and we had a good thing rolling. Again, I asked my players to go out there and lay it on the line every single play. I told them if they could lay it on the line every single play, they can look at the man in the mirror at the end of the game and be proud of what they did, and they did it. I can’t coach them anyway different so we needed to go out there and go after it. My only disappointment was that we didn’t make the play at the end of the game.”

### **On being able to run the football:**

“We executed better today. Different things happened off and on but we didn’t let anything freak us out. Again, players in each phase of the game made good things happen. We made game changing plays happen and continued to bang away at things, and put ourselves in a situation to be able to win a game.”

# Virginia vs. Idaho

## Oct. 1, 2010

### Idaho Player Quotes

#### Senior quarterback Brian Reader

##### On going for the two-point conversion:

“That’s the way the Vandals do it. It’s worked in the past for us, and we thought we could do it again. It sure was close there at the end, and it just didn’t come out our way this time. I just wasn’t really open, and I was trying to make something out of nothing. I threw it up, really with just a prayer, and almost got a hand on it, to make the two point conversion and win the game, but I didn’t quite make it.”

##### On his touchdown throw:

“It’s funny how sometimes things work out in football. You can work on things in practice, but when something unexpected like that comes up, you just have to throw the ball up. You hope your great receiver will make a great play; that’s what he’s there for, and that’s what happened.”

##### On moving forward:

“We know we can battle, we know we can win games. They’re a good football team and they’ve won some big games this year. Now we know we can battle that. There is no reason why we can’t go out and win the rest of our games this season. We’ve got the rest of the WAC and one out of conference, so there is no reason why we can’t end the season 8-4. We’ve just got to get things going and got to start winning.”

#### Senior linebacker Tre`Shawn Robinson

##### On the defensive effort:

“We made a commitment to ourselves earlier in the week that we would do everything we can to win this game. We all came together and decided that we’re going to play as hard as we can. That’s what Coach Akey asks of us, and that’s what we try to do.”

##### On battling back:

“The guys, we wanted it. We talked about that before the game, we give 110 percent every single play. When it came time, we started to feel like we were going to overtime, and we came up a little bit short.”

##### On going for the two-point conversion:

“It didn’t surprise me at all. Coach Akey is an aggressive coach. He told us that we came out here to win, and we knew that. We battled it out on the field, and we came up a little short.”

##### On moving forward:

“Keep pushing, keep pushing. We’ve got to move on, next week we have a WAC opponent. We need to use this as drive. We have a burning desire in our hearts to keep playing, to be out here. They were a good team and we’re a good team too, we just have to keep playing.”



## **Virginia vs. Idaho**

**Oct. 1, 2011**

### **Virginia Player Quotes**

#### **Senior Wide Receiver Kris Burd**

##### **On the game:**

“We did our job and scored more points than the other team. Our defense played a great game and it was a collected effort.”

##### **On getting the win going into the bye week:**

“It was very important. We were coming off a two-game skid in the middle of our four game home stretch. We talked amongst teammates and with the coaches about needing a touchup. It’s do-or-die for us right now. We have to make a statement, hold our own ground and come out with a victory. We did that tonight.”

##### **On if there was a sense of relief when Idaho missed the two-point conversion:**

“It was definitely a grind of a game. I don’t know if there was a sense of relief because we played all the way until the end. To know all the work we put in during the week, the 60 minutes plus overtime, we got the win. That’s a great feeling knowing all that work you put in adding the W into that column.”

##### **On Georgia Tech:**

“Our coaches are great coaches and they are going to use this week to get us focused and tuned up. They (Georgia Tech) run the triple option down there and they are going to get our defense tuned up. It is valuable time and we are going to take it seriously to better ourselves as a team and get ourselves ready for Georgia Tech.”

#### **Junior Linebacker Steve Greer**

##### **On Idaho going for two:**

“I was definitely anticipating the game going to another overtime. It was a huge play. When the wide receivers started scrambling a little bit, our guys did a good job of finding them and making a play on the ball.”

##### **On the defensive effort:**

“I was really proud of the defense. Everyone, as far as assignments and effort go, just played really hard today. The defense went out and capitalized on some plays and really made a name for ourselves.”

##### **On getting the win:**

“It’s really big. One of the things we talk about is to keep going no matter the cost. It seemed like a lot of things went against us this game, but overcoming adversity is huge for the young guys.”



**Scoring Summary (Final)**  
**2011 University of Virginia Football**  
**#12 Georgia Tech vs Virginia (Oct 15, 2011 at Charlottesville, Va.)**



Georgia Tech (6-1,3-1) vs. Virginia (4-2,1-1)

Date: Oct 15, 2011 • Site: Charlottesville, Va. • Stadium: Smith/Harrison/Scott

Attendance: 47692

<b>Score by Quarters</b>	<b>1</b>	<b>2</b>	<b>3</b>	<b>4</b>	<b>Total</b>
Georgia Tech	0	14	7	0	<b>21</b>
Virginia	14	10	0	0	<b>24</b>

<b>Qtr</b>	<b>Time</b>	<b>Scoring Play</b>	<b>V-H</b>
1st	09:07	VA - Kevin Parks 6 yd run (Robert Randolph kick), 12-73 5:53	0 - 7
	06:40	VA - Tim Smith 37 yd pass from Michael Rocco (Robert Randolph kick), 2-45 0:43	0 - 14
2nd	10:02	GT - Tevin Washington 7 yd run (Justin Moore kick), 11-80 4:55	7 - 14
	08:24	GT - Rod Sweeting 32 yd interception return (Justin Moore kick)	14 - 14
	04:00	VA - Clifton Richardson 22 yd run (Robert Randolph kick), 10-72 4:24	14 - 21
	00:14	VA - Robert Randolph 36 yd field goal, 8-41 2:30	14 - 24
3rd	05:29	GT - Tevin Washington 1 yd run (David Scully kick), 19-85 9:31	21 - 24

Kickoff time: 3:32 PM • End of Game: 6:34 PM • Total elapsed time: 3:02

Officials: Referee: David Epperley; Umpire: David Goodwin; Linesman: Tyrone Davis;

Line judge: Rick Page; Back judge: James Cole; Field judge: Danny Short;

Side judge: Mike Safrit; Scorer: Vincent Briedis;

Temperature: 68 • Wind: 22 WSW • Weather: clear



**Team Statistics (Final)**  
**2011 University of Virginia Football**  
**#12 Georgia Tech vs Virginia (Oct 15, 2011 at Charlottesville, Va.)**



	GT	VA
<b>FIRST DOWNS</b>	17	21
Rushing	16	15
Passing	1	6
Penalty	0	0
<b>NET YARDS RUSHING</b>	272	272
Rushing Attempts	53	47
Average Per Rush	5.1	5.8
Rushing Touchdowns	2	2
Yards Gained Rushing	290	288
Yards Lost Rushing	18	16
<b>NET YARDS PASSING</b>	24	135
Completions-Attempts-Int	2-8-2	9-19-1
Average Per Attempt	3.0	7.1
Average Per Completion	12.0	15.0
Passing Touchdowns	0	1
<b>TOTAL OFFENSE YARDS</b>	296	407
Total offense plays	61	66
Average Gain Per Play	4.9	6.2
Fumbles: Number-Lost	1-0	2-0
Penalties: Number-Yards	5-40	4-25
<b>PUNTS-YARDS</b>	4-137	2-79
Average Yards Per Punt	34.2	39.5
Net Yards Per Punt	31.0	31.5
Inside 20	0	1
50+ Yards	0	0
Touchbacks	0	0
Fair catch	2	0
<b>KICKOFFS-YARDS</b>	4-251	5-327
Average Yards Per Kickoff	62.8	65.4
Net Yards Per Kickoff	38.2	48.2
Touchbacks	0	2
Punt returns: Number-Yards-TD	1-16-0	1-13-0
Average Per Return	16.0	13.0
Kickoff returns: Number-Yds-TD	3-46-0	4-98-0
Average Per Return	15.3	24.5
Interceptions: Number-Yds-TD	1-32-1	2-0-0
Fumble Returns: Number-Yds-TD	0-0-0	0-0-0
Miscellaneous Yards	0	7
Possession Time	29:59	30:01
1st Quarter	6:12	8:48
2nd Quarter	6:25	8:35
3rd Quarter	13:21	1:39
4th Quarter	4:01	10:59
Third-Down Conversions	6 of 14	7 of 13
Fourth-Down Conversions	3 of 3	0 of 1
Red-Zone Scores-Chances	2-2	2-4
Touchdowns	2-2	1-4
Field goals	0-2	1-4
Sacks By: Number-Yards	1-6	0-0
PAT Kicks	3-3	3-3
Field Goals	0-1	1-2



**Individual Statistics (Final)**  
**2011 University of Virginia Football**  
**#12 Georgia Tech vs Virginia (Oct 15, 2011 at Charlottesville, Va.)**



**Georgia Tech**

<b>Rushing</b>	<b>No.</b>	<b>Gain</b>	<b>Loss</b>	<b>Net</b>	<b>TD</b>	<b>Lg</b>	<b>Avg</b>
Tevin Washington	26	129	14	115	2	29	4.4
Embry Peeples	4	37	0	37	0	27	9.2
David Sims	11	35	0	35	0	8	3.2
Roddy Jones	4	28	0	28	0	17	7.0
Orwin Smith	5	28	4	24	0	15	4.8
Stephen Hill	1	24	0	24	0	24	24.0
Preston Lyons	1	5	0	5	0	5	5.0
Tyler Melton	1	4	0	4	0	4	4.0
<b>Totals</b>	<b>53</b>	<b>290</b>	<b>18</b>	<b>272</b>	<b>2</b>	<b>29</b>	<b>5.1</b>

<b>Passing</b>	<b>C-A-I</b>	<b>Yds</b>	<b>TD</b>	<b>Long</b>	<b>Sack</b>
Tevin Washington	2-8-2	24	0	21	0
<b>Totals</b>	<b>2-8-2</b>	<b>24</b>	<b>0</b>	<b>21</b>	<b>0</b>

<b>Receiving</b>	<b>No.</b>	<b>Yards</b>	<b>TD</b>	<b>Long</b>
Orwin Smith	1	21	0	21
Tyler Melton	1	3	0	3
<b>Totals</b>	<b>2</b>	<b>24</b>	<b>0</b>	<b>21</b>

<b>Punting</b>	<b>No.</b>	<b>Yds</b>	<b>Avg</b>	<b>Long</b>	<b>In20</b>	<b>TB</b>
Sean Poole	4	137	34.2	40	0	0
<b>Totals</b>	<b>4</b>	<b>137</b>	<b>34.2</b>	<b>40</b>	<b>0</b>	<b>0</b>

<b>Returns</b>	<b>Punt</b>			<b>Kickoff</b>			<b>Intercept</b>		
	<b>No</b>	<b>Yds</b>	<b>Lg</b>	<b>No</b>	<b>Yds</b>	<b>Lg</b>	<b>No</b>	<b>Yds</b>	<b>Lg</b>
Zach Laskey	1	16	16	0	0	0	0	0	0
Charles Perkins	0	0	0	1	24	24	0	0	0
Tony Zenon	0	0	0	2	22	14	0	0	0
Rod Sweeting	0	0	0	0	0	0	1	32	32
<b>Totals</b>	<b>1</b>	<b>16</b>	<b>16</b>	<b>3</b>	<b>46</b>	<b>24</b>	<b>1</b>	<b>32</b>	<b>32</b>

<b>Field goals</b>	<b>Qtr</b>	<b>Time</b>	<b>Dist</b>	<b>Result</b>
Justin Moore	1st	02:12	52 yards	Blocked

<b>Kickoffs</b>	<b>No.</b>	<b>Yards</b>	<b>Avg</b>	<b>TB</b>	<b>OB</b>
David Scully	4	251	62.8	0	0

<b>All-purpose</b>	<b>Run</b>	<b>Rcv</b>	<b>KR</b>	<b>PR</b>	<b>IR</b>	<b>Total</b>
Tevin Washington	115	0	0	0	0	115
Orwin Smith	24	21	0	0	0	45
Embry Peeples	37	0	0	0	0	37
David Sims	35	0	0	0	0	35

**Virginia**

<b>Rushing</b>	<b>No.</b>	<b>Gain</b>	<b>Loss</b>	<b>Net</b>	<b>TD</b>	<b>Lg</b>	<b>Avg</b>
Perry Jones	18	152	3	149	0	23	8.3
Kevin Parks	17	87	1	86	1	10	5.1
Clifton Richardson	5	33	1	32	1	22	6.4
David Watford	2	15	0	15	0	12	7.5
TEAM	3	0	5	-5	0	0	-1.7
Michael Rocco	2	1	6	-5	0	1	-2.5
<b>Totals</b>	<b>47</b>	<b>288</b>	<b>16</b>	<b>272</b>	<b>2</b>	<b>23</b>	<b>5.8</b>

<b>Passing</b>	<b>C-A-I</b>	<b>Yds</b>	<b>TD</b>	<b>Long</b>	<b>Sack</b>
Michael Rocco	8-14-1	118	1	37	1
David Watford	1-5-0	17	0	17	0
<b>Totals</b>	<b>9-19-1</b>	<b>135</b>	<b>1</b>	<b>37</b>	<b>1</b>

<b>Receiving</b>	<b>No.</b>	<b>Yards</b>	<b>TD</b>	<b>Long</b>
Perry Jones	3	37	0	18
Tim Smith	2	45	1	37
Max Milien	2	20	0	17
Kris Burd	1	30	0	30
Paul Freedman	1	3	0	3
<b>Totals</b>	<b>9</b>	<b>135</b>	<b>1</b>	<b>37</b>

<b>Punting</b>	<b>No.</b>	<b>Yds</b>	<b>Avg</b>	<b>Long</b>	<b>In20</b>	<b>TB</b>
Jimmy Howell	2	79	39.5	40	1	0
<b>Totals</b>	<b>2</b>	<b>79</b>	<b>39.5</b>	<b>40</b>	<b>1</b>	<b>0</b>

<b>Returns</b>	<b>Punt</b>			<b>Kickoff</b>			<b>Intercept</b>		
	<b>No</b>	<b>Yds</b>	<b>Lg</b>	<b>No</b>	<b>Yds</b>	<b>Lg</b>	<b>No</b>	<b>Yds</b>	<b>Lg</b>
Dominique Terrell	1	13	13	0	0	0	0	0	0
Chase Minnifield	0	0	0	0	0	0	1	0	0
Demetrious Nicholson	0	0	0	0	0	0	1	0	0
Darius Jennings	0	0	0	2	29	20	0	0	0
Khalek Shepherd	0	0	0	2	69	29	0	0	0
<b>Totals</b>	<b>1</b>	<b>13</b>	<b>13</b>	<b>4</b>	<b>98</b>	<b>29</b>	<b>2</b>	<b>0</b>	<b>0</b>

<b>Field goals</b>	<b>Qtr</b>	<b>Time</b>	<b>Dist</b>	<b>Result</b>
Robert Randolph	2nd	14:57	32 yards	Missed
Robert Randolph	2nd	00:14	36 yards	Good

<b>Kickoffs</b>	<b>No.</b>	<b>Yards</b>	<b>Avg</b>	<b>TB</b>	<b>OB</b>
Chris Hinkebein	5	327	65.4	2	0

<b>All-purpose</b>	<b>Run</b>	<b>Rcv</b>	<b>KR</b>	<b>PR</b>	<b>IR</b>	<b>Total</b>
Perry Jones	149	37	0	0	0	186
Kevin Parks	86	0	0	0	0	86
Khalek Shepherd	0	0	69	0	0	69
Tim Smith	0	45	0	0	0	45

FUMBLES: Georgia Tech-Tevin Washington 1-0. Virginia-Darius Jennings 1-0; TEAM 1-0.



**Defensive Statistics (Final)**  
**2011 University of Virginia Football**  
**#12 Georgia Tech vs Virginia (Oct 15, 2011 at Charlottesville, Va.)**



##	Georgia Tech	Solo	Ast	Total	Sacks-Yds	TFL-Yds	FF	FR-Yds	Int-Yds	BrUp	Blks	QBH
54	Quayshawn Nealy	4	6	10	-	0.5-1	-	-	-	-	-	-
40	Julian Burnett	5	4	9	1.0-6	1.0-6	-	-	-	-	-	-
1	Isaiah Johnson	5	3	8	-	-	-	-	-	-	-	-
92	Jason Peters	2	6	8	-	0.5-1	-	-	-	-	-	-
28	Rashaad Reid	3	4	7	-	-	-	-	-	-	-	-
34	Steven Sylvester	0	6	6	-	1.0-1	-	-	-	-	-	-
94	Izaan Cross	3	2	5	-	-	-	-	-	-	-	-
6	Rod Sweeting	2	3	5	-	0.5-2	-	-	1-32	-	-	-
8	Louis Young	1	3	4	-	-	-	-	-	-	-	-
11	Brandon Watts	2	1	3	-	-	-	-	-	1	-	-
96	Logan Walls	1	2	3	-	0.5-0	-	-	-	-	-	-
14	Jemea Thomas	0	2	2	-	-	-	-	-	-	-	-
21	Charles Perkins	1	0	1	-	-	-	-	-	-	-	-
81	Jeff Greene	1	0	1	-	-	-	-	-	-	-	-
5	Stephen Hill	1	0	1	-	-	-	-	-	-	-	-
95	Christopher Crenshaw	0	1	1	-	-	-	-	-	-	-	-
99	Euclid Cummings	0	1	1	-	-	-	-	-	-	-	-
44	David Scully	0	1	1	-	-	-	-	-	-	-	-
37	Zach Laskey	0	1	1	-	-	-	-	-	-	-	-
33	Chris Jackson	0	1	1	-	-	-	-	-	-	-	-
36	Jamal Golden	0	1	1	-	-	-	-	-	-	-	-
<b>Totals</b>		<b>31</b>	<b>48</b>	<b>79</b>	<b>1.0-6</b>	<b>4.0-11</b>	<b>0</b>	<b>0-0</b>	<b>1-32</b>	<b>1</b>	<b>0</b>	<b>0</b>
##	Virginia	Solo	Ast	Total	Sacks-Yds	TFL-Yds	FF	FR-Yds	Int-Yds	BrUp	Blks	QBH
53	Steve Greer	3	7	10	-	0.5-2	-	-	-	-	-	-
94	Matt Conrath	2	7	9	-	1.0-5	-	-	-	-	1	-
9	LaRoy Reynolds	5	3	8	-	1.0-1	-	-	-	-	-	-
4	Rodney McLeod	4	3	7	-	-	-	-	-	1	-	-
96	Nick Jenkins	3	4	7	-	1.5-3	-	-	-	-	-	-
90	Jake Snyder	3	4	7	-	-	-	-	-	-	-	-
26	Ausar Walcott	2	4	6	-	0.5-1	-	-	-	-	-	-
13	Chase Minnifield	3	2	5	-	-	-	-	1-0	-	-	-
56	Cam Johnson	1	4	5	-	-	-	-	-	-	-	-
23	Dom Joseph	1	1	2	-	-	-	-	-	-	-	-
28	Anthony Harris	0	2	2	-	-	-	-	-	-	-	-
47	Bill Schautz	0	2	2	-	0.5-2	-	-	-	-	-	-
93	Will Hill	0	2	2	-	-	-	-	-	-	-	-
1	Demetrious Nicholson	1	0	1	-	-	-	-	1-0	-	-	-
7	Corey Mosley	1	0	1	-	-	-	-	-	-	-	-
52	Aaron Taliaferro	1	0	1	-	-	-	-	-	-	-	-
37	LoVante Battle	0	1	1	-	-	-	-	-	-	-	-
36	Max Milien	0	1	1	-	-	-	-	-	-	-	-
91	Thompson Brown	0	1	1	-	-	-	-	-	-	-	-
<b>Totals</b>		<b>30</b>	<b>48</b>	<b>78</b>	<b>0.0-0</b>	<b>5.0-14</b>	<b>0</b>	<b>0-0</b>	<b>2-0</b>	<b>1</b>	<b>1</b>	<b>0</b>



## Quickie Statistics (Final)

### #12 Georgia Tech vs Virginia (Oct 15, 2011 at Charlottesville, Va.)



	GT	VA
Score	21	24
<b>FIRST DOWNS</b>	17	21
<b>RUSHES-YARDS (NET)</b>	53-272	47-272
<b>PASSING YDS (NET)</b>	24	135
Passes Att-Comp-Int	8-2-2	19-9-1
<b>TOTAL OFFENSE PLAYS-YARDS</b>	61-296	66-407
Fumble Returns-Yards	0-0	0-0
Punt Returns-Yards	1-16	1-13
Kickoff Returns-Yards	3-46	4-98
Interception Returns-Yards	1-32	2-0
Punts (Number-Avg)	4-34.2	2-39.5
Fumbles-Lost	1-0	2-0
Penalties-Yards	5-40	4-25
Possession Time	29:59	30:01
Third-Down Conversions	6 of 14	7 of 13
Fourth-Down Conversions	3 of 3	0 of 1
Red-Zone Scores-Chances	2-2	2-4

#### Georgia Tech

<b>Rushing</b>	No.	Gain	Loss	Net	TD	Lg	Avg
Tevin Washington	26	129	14	115	2	29	4.4
Embry Peeples	4	37	0	37	0	27	9.2
David Sims	11	35	0	35	0	8	3.2
Roddy Jones	4	28	0	28	0	17	7.0

<b>Passing</b>	C-A-I	Yds	TD	Long	Sack
Tevin Washington	2-8-2	24	0	21	0

<b>Receiving</b>	No.	Yards	TD	Long
Orwin Smith	1	21	0	21
Tyler Melton	1	3	0	3

<b>Punting</b>	No.	Yds	Avg	Long	In20	TB
Sean Poole	4	137	34.2	40	0	0

<b>Punt Returns</b>	No.	Yards	TD	Long
Zach Laskey	1	16	0	16

<b>Kick Returns</b>	No.	Yards	TD	Long
Tony Zenon	2	22	0	14
Charles Perkins	1	24	0	24

<b>Tackles</b>	UA-A	Total	Sacks	TFL
Quayshawn Nealy	4-6	10	0.0	0.5
Julian Burnett	5-4	9	1.0	1.0
Isaiah Johnson	5-3	8	0.0	0.0
Jason Peters	2-6	8	0.0	0.5

#### Virginia

<b>Rushing</b>	No.	Gain	Loss	Net	TD	Lg	Avg
Perry Jones	18	152	3	149	0	23	8.3
Kevin Parks	17	87	1	86	1	10	5.1
Clifton Richardson	5	33	1	32	1	22	6.4
David Watford	2	15	0	15	0	12	7.5

<b>Passing</b>	C-A-I	Yds	TD	Long	Sack
Michael Rocco	8-14-1	118	1	37	1
David Watford	1-5-0	17	0	17	0

<b>Receiving</b>	No.	Yards	TD	Long
Perry Jones	3	37	0	18
Tim Smith	2	45	1	37
Max Milien	2	20	0	17
Kris Burd	1	30	0	30

<b>Punting</b>	No.	Yds	Avg	Long	In20	TB
Jimmy Howell	2	79	39.5	40	1	0

<b>Punt Returns</b>	No.	Yards	TD	Long
Dominique Terrell	1	13	0	13

<b>Kick Returns</b>	No.	Yards	TD	Long
Darius Jennings	2	29	0	20
Khalek Shepherd	2	69	0	29

<b>Tackles</b>	UA-A	Total	Sacks	TFL
Steve Greer	3-7	10	0.0	0.5
Matt Conrath	2-7	9	0.0	1.0
LaRoy Reynolds	5-3	8	0.0	1.0
Rodney McLeod	4-3	7	0.0	0.0

Qtr	Time	Scoring Play	V-H
1st	09:07	VA - Kevin Parks 6 yd run (Robert Randolph kick), 12-73 5:53	0 - 7
	06:40	VA - Tim Smith 37 yd pass from Michael Rocco (Robert Randolph kick), 2-45 0:43	0 - 14
2nd	10:02	GT - Tevin Washington 7 yd run (Justin Moore kick), 11-80 4:55	7 - 14
	08:24	GT - Rod Sweeting 32 yd interception return (Justin Moore kick)	14 - 14
	04:00	VA - Clifton Richardson 22 yd run (Robert Randolph kick), 10-72 4:24	14 - 21
	00:14	VA - Robert Randolph 36 yd field goal, 8-41 2:30	14 - 24
3rd	05:29	GT - Tevin Washington 1 yd run (David Scully kick), 19-85 9:31	21 - 24



**Drive Chart (By Team) (Final)**  
**2011 University of Virginia Football**  
**#12 Georgia Tech vs Virginia (Oct 15, 2011 at Charlottesville, Va.)**



Team	Qtr	Drive Started			Drive Ended			Consumed	
		Spot	Time	Obtained	Spot	Time	How lost	PI - Yds	TOP
GT	1st	G20	09:07	Kickoff	G18	07:23	Punt	3 - (2)	1:44
GT		G20	06:40	Kickoff	V35	02:12	Missed FG	10 - 45	4:28
GT	2nd	G20	14:57	Missed FG	V00	10:02	*TOUCHDOWN	11 - 80	4:55
GT		V00	08:24	Interception	V00	08:24	*TOUCHDOWN	0 - 0	0:00
GT		G15	04:00	Kickoff	G26	02:44	Interception	3 - 11	1:16
GT		G39	00:14	Kickoff	G39	00:00	Interception	1 - 0	0:14
GT	3rd	G15	15:00	Kickoff	V00	05:29	*TOUCHDOWN	19 - 85	9:31
GT		G04	03:50	Punt	G36	14:55	Punt	8 - 32	3:55
GT	4th	G35	12:04	Downs	G47	09:53	Punt	4 - 12	2:11
GT		G42	07:43	Punt	G40	05:58	Punt	3 - (2)	1:45

<b>Georgia Tech</b>	1st Qtr	2nd Qtr	3rd Qtr	4th Qtr	1st Half	2nd Half	Total
Time of possession	06:12	06:25	13:21	04:01	12:37	17:22	29:59
3rd down conversions	1-3	2-2	3-7	0-2	3-5	3-9	6-14
Average field position	G20	G24	G09	G38	G22	G24	G23
4th down conversions	0-0	0-0	3-3	0-0	0-0	3-3	3-3

Team	Qtr	Drive Started			Drive Ended			Consumed	
		Spot	Time	Obtained	Spot	Time	How lost	PI - Yds	TOP
VA	1st	V27	15:00	Kickoff	G00	09:07	*TOUCHDOWN	12 - 73	5:53
VA		G45	07:23	Punt	G00	06:40	*TOUCHDOWN	2 - 45	0:43
VA		V42	02:12	Missed FG	G15	14:57	Missed FG	6 - 43	2:15
VA	2nd	V22	10:02	Kickoff	V20	08:24	Interception	3 - (2)	1:38
VA		V28	08:24	Kickoff	G00	04:00	*TOUCHDOWN	10 - 72	4:24
VA		V40	02:44	Interception	G19	00:14	*FIELD GOAL	8 - 41	2:30
VA		V16	00:00	Interception	V16	00:00	End of half	0 - 0	0:00
VA	3rd	V50	05:29	Kickoff	G43	03:50	Punt	3 - 7	1:39
VA	4th	V28	14:55	Punt	G35	12:04	Downs	7 - 37	2:51
VA		V29	09:53	Punt	V34	07:43	Punt	3 - 5	2:10
VA		V23	05:58	Punt	G11	00:00	End of half	14 - 66	5:58

<b>Virginia</b>	1st Qtr	2nd Qtr	3rd Qtr	4th Qtr	1st Half	2nd Half	Total
Time of possession	08:48	08:35	01:39	10:59	17:23	12:38	30:01
3rd down conversions	3-4	2-4	0-1	2-4	5-8	2-5	7-13
Average field position	V41	V30	V50	V26	V35	V32	V34
4th down conversions	0-0	0-0	0-0	0-1	0-0	0-1	0-1



**Drive Chart (By Quarter) (Final)**  
**2011 University of Virginia Football**  
**#12 Georgia Tech vs Virginia (Oct 15, 2011 at Charlottesville, Va.)**



Team	Qtr	Drive Started			Drive Ended			Consumed	
		Spot	Time	Obtained	Spot	Time	How lost	PI - Yds	TOP
VA	1st	V27	15:00	Kickoff	G00	09:07	*TOUCHDOWN	12 - 73	5:53
GT		G20	09:07	Kickoff	G18	07:23	Punt	3 - (2)	1:44
VA		G45	07:23	Punt	G00	06:40	*TOUCHDOWN	2 - 45	0:43
GT		G20	06:40	Kickoff	V35	02:12	Missed FG	10 - 45	4:28
VA		V42	02:12	Missed FG	G15	14:57	Missed FG	6 - 43	2:15
GT		2nd	G20	14:57	Missed FG	V00	10:02	*TOUCHDOWN	11 - 80
VA	V22		10:02	Kickoff	V20	08:24	Interception	3 - (2)	1:38
GT		V00	08:24	Interception	V00	08:24	*TOUCHDOWN	0 - 0	0:00
VA		V28	08:24	Kickoff	G00	04:00	*TOUCHDOWN	10 - 72	4:24
GT		G15	04:00	Kickoff	G26	02:44	Interception	3 - 11	1:16
VA		V40	02:44	Interception	G19	00:14	*FIELD GOAL	8 - 41	2:30
GT		G39	00:14	Kickoff	G39	00:00	Interception	1 - 0	0:14
VA		V16	00:00	Interception	V16	00:00	End of half	0 - 0	0:00
GT	3rd	G15	15:00	Kickoff	V00	05:29	*TOUCHDOWN	19 - 85	9:31
VA		V50	05:29	Kickoff	G43	03:50	Punt	3 - 7	1:39
GT		G04	03:50	Punt	G36	14:55	Punt	8 - 32	3:55
VA		4th	V28	14:55	Punt	G35	12:04	Downs	7 - 37
GT	G35		12:04	Downs	G47	09:53	Punt	4 - 12	2:11
VA		V29	09:53	Punt	V34	07:43	Punt	3 - 5	2:10
GT		G42	07:43	Punt	G40	05:58	Punt	3 - (2)	1:45
VA		V23	05:58	Punt	G11	00:00	End of half	14 - 66	5:58





## Play-by-Play Summary (1st quarter)

### #12 Georgia Tech vs Virginia (Oct 15, 2011 at Charlottesville, Va.)



UVa wins toss, elects to receive. GT will defend north end zone

Scully, D. kickoff 63 yards to the VA7, Jennings,D return 20 yards to the VA27 (Scully, D.;Thomas, J.).

1-10	VA 27	Jones,P rush for 14 yards to the VA41, 1ST DOWN VA (Sweeting, R.;Reid, R.).	R1
1-10	VA 41	Rocco,M pass incomplete to Jones,P.	
2-10	VA 41	Rocco,M pass complete to Milien,M for 3 yards to the VA44 (Reid, R.;Nealy, Q.).	
3-7	VA 44	Parks,K rush for 8 yards to the GT48, 1ST DOWN VA (Sweeting, R.;Crenshaw, C.).	R2
1-10	GT 48	Parks,K rush for 6 yards to the GT42 (Burnett, J.).	
2-4	GT 42	TEAM rush for no gain to the GT42, fumble by TEAM recovered by VA Rocco,M at GT42.	
3-4	GT 42	Rocco,M pass complete to Jones,P for 14 yards to the GT28, 1ST DOWN VA (Cross, I.).	P3
1-10	GT 28	Jones,P rush for 2 yards to the GT26 (Cross, I.;Young, L.).	
2-8	GT 26	Rocco,M pass complete to Freedman,P for 3 yards to the GT23 (Peters, J.).	
3-5	GT 23	Rocco,M pass complete to Smith,T for 8 yards to the GT15, 1ST DOWN VA (Sweeting, R.).	P4
1-10	GT 15	Jones,P rush for 9 yards to the GT6 (Burnett, J.;Peters, J.).	
2-1	GT 06	Parks,K rush for 6 yards to the GT0, 1ST DOWN VA, TOUCHDOWN, clock 09:07.	R5
1-G	GT 03	Randolph,R kick attempt good.	

#### Virginia 7, Georgia Tech 0

*12 plays, 73 yards, 5:53*

Hinkebein,C kickoff 70 yards to the GT0, touchback.

#### GEORGIA TECH drive start at 09:07.

1-10	GT 20	PENALTY GT holding (Uzzi, O.) 10 yards to the GT10.	
1-20	GT 10	Washington, T. pass incomplete to Hill, S. (McLeod,R).	
2-20	GT 10	Washington, T. rush for 13 yards to the GT23 (Snyder,J).	
3-7	GT 23	PENALTY GT false start (Smith, P.) 5 yards to the GT18.	
3-12	GT 18	Washington, T. pass incomplete to Hill, S..	
4-12	GT 18	Poole, S. punt 40 yards to the VA42, Terrell,D return 13 yards to the GT45 (Jackson, C.;Peters, J.).	

*3 plays, minus 2 yards, 1:44*

#### VIRGINIA drive start at 07:23.

1-10	GT 45	Jones,P rush for 8 yards to the GT37 (Johnson, I.).	
2-2	GT 37	Rocco,M pass complete to Smith,T for 37 yards to the GT0, 1ST DOWN VA, TOUCHDOWN, clock 06:40.	P6
1-G	GT 03	Randolph,R kick attempt good.	

#### Virginia 14, Georgia Tech 0

*2 plays, 45 yards, 0:43*

Hinkebein,C kickoff 70 yards to the GT0, touchback.

#### GEORGIA TECH drive start at 06:40.

1-10	GT 20	Washington, T. rush for 9 yards to the GT29 (Reynolds,L).	
2-1	GT 29	Sims, D. rush for 4 yards to the GT33, 1ST DOWN GT (Conrath,M;Snyder,J).	R1
1-10	GT 33	Peeples, E. rush for 27 yards to the VA40, 1ST DOWN GT (Snyder,J).	R2
1-10	VA 40	Sims, D. rush for 8 yards to the VA32 (Reynolds,L).	
2-2	VA 32	Sims, D. rush for no gain to the VA32 (Conrath,M;Greer,S).	
3-2	VA 32	Jones, R. rush for 3 yards to the VA29, 1ST DOWN GT (Minnifield,C;McLeod,R).	R3
1-10	VA 29	Washington, T. rush for loss of 5 yards to the VA34 (Conrath,M).	
2-15	VA 34	PENALTY GT false start (Jackson, W.) 5 yards to the VA39.	
2-20	VA 39	Washington, T. pass incomplete to Smith, O..	
3-20	VA 39	Jones, R. rush for 4 yards to the VA35 (Minnifield,C).	
4-16	VA 35	Moore, Ju. field goal attempt from 52 BLOCKED, recovered by VA TEAM at VA42 spot at VA42, clock 02:12 (blocked by Conrath,M), TEAM for no gain to the VA42.	

*10 plays, 45 yards, 6:43*

1-10	VA 42	Jones,P rush for 6 yards to the VA48 (Nealy, Q.;Walls, L.).	
2-4	VA 48	Rocco,M pass complete to Burd,K for 30 yards to the GT22, 1ST DOWN VA (Sweeting, R.).	P7
1-10	GT 22	Parks,K rush for 8 yards to the GT14 (Johnson, I.).	
2-2	GT 14	Rocco,M pass incomplete to Parks,K.	
3-2	GT 14	Parks,K rush for loss of 1 yard to the GT15 (Nealy, Q.;Sylvester, S.).	
4-3	GT 15	Clock 00:00.	

#### END OF 1st QUARTER: Virginia 14, Georgia Tech 0

Quarter Summary	Score	Time Poss	1st Downs				Conversions		Rushing	Passing	Penalties
			R	P	X	T	3rd	4th			
Georgia Tech	0	01:44	3	0	0	3	1-3	0-0	9-63	0-3-0-0	3-20
Virginia	14	06:36	3	4	0	7	3-3	0-0	11-66	6-8-0-95	0-0



**Quickie Statistics (1st quarter)**  
**#12 Georgia Tech vs Virginia (Oct 15, 2011 at Charlottesville, Va.)**



	GT	VA
Score	0	14
<b>FIRST DOWNS</b>	3	7
<b>RUSHES-YARDS (NET)</b>	9-63	11-66
<b>PASSING YDS (NET)</b>	0	95
Passes Att-Comp-Int	3-0-0	8-6-0
<b>TOTAL OFFENSE PLAYS-YARDS</b>	12-63	19-161
Fumble Returns-Yards	0-0	0-0
Punt Returns-Yards	0-0	1-13
Kickoff Returns-Yards	0-0	1-20
Interception Returns-Yards	0-0	0-0
Punts (Number-Avg)	1-40.0	0-0.0
Fumbles-Lost	0-0	1-0
Penalties-Yards	3-20	0-0
Possession Time	06:12	08:48
Third-Down Conversions	1 of 3	3 of 4
Fourth-Down Conversions	0 of 0	0 of 0
Red-Zone Scores-Chances	0-0	1-2

**Georgia Tech**

<b>Rushing</b>	No.	Gain	Loss	Net	TD	Lg	Avg
Embry Peeples	1	27	0	27	0	27	27.0
Tevin Washington	3	22	5	17	0	13	5.7
David Sims	3	12	0	12	0	8	4.0
Roddy Jones	2	7	0	7	0	4	3.5

<b>Passing</b>	C-A-I	Yds	TD	Long	Sack
Tevin Washington	0-3-0	0	0	0	0

<b>Receiving</b>	No.	Yards	TD	Long

<b>Punting</b>	No.	Yds	Avg	Long	In20	TB
Sean Poole	1	40	40.0	40	0	0

<b>Punt Returns</b>	No.	Yards	TD	Long

<b>Kick Returns</b>	No.	Yards	TD	Long

<b>Tackles</b>	UA-A	Total	Sacks	TFL
Rod Sweeting	2-2	4	0.0	0.0
Jason Peters	1-2	3	0.0	0.0
Quayshawn Nealy	0-3	3	0.0	0.5
Isaiah Johnson	2-0	2	0.0	0.0

**Virginia**

<b>Rushing</b>	No.	Gain	Loss	Net	TD	Lg	Avg
Perry Jones	5	39	0	39	0	14	7.8
Kevin Parks	5	28	1	27	1	8	5.4
TEAM	1	0	0	0	0	0	0.0

<b>Passing</b>	C-A-I	Yds	TD	Long	Sack
Michael Rocco	6-8-0	95	1	37	0

<b>Receiving</b>	No.	Yards	TD	Long
Tim Smith	2	45	1	37
Kris Burd	1	30	0	30
Perry Jones	1	14	0	14
Paul Freedman	1	3	0	3

<b>Punting</b>	No.	Yds	Avg	Long	In20	TB

<b>Punt Returns</b>	No.	Yards	TD	Long
Dominique Terrell	1	13	0	13

<b>Kick Returns</b>	No.	Yards	TD	Long
Darius Jennings	1	20	0	20

<b>Tackles</b>	UA-A	Total	Sacks	TFL
Jake Snyder	2-1	3	0.0	0.0
Matt Conrath	1-2	3	0.0	1.0
LaRoy Reynolds	2-0	2	0.0	0.0
Chase Minnifield	1-1	2	0.0	0.0

Qtr	Time	Scoring Play	V-H
1st	09:07	VA - Kevin Parks 6 yd run (Robert Randolph kick), 12-73 5:53	0 - 7
	06:40	VA - Tim Smith 37 yd pass from Michael Rocco (Robert Randolph kick), 2-45 0:43	0 - 14



## Play-by-Play Summary (2nd quarter)

### #12 Georgia Tech vs Virginia (Oct 15, 2011 at Charlottesville, Va.)



4-3 GT 15 Start of 2nd quarter, clock 15:00.  
 4-3 GT 15 Randolph,R field goal attempt from 32 MISSED - wide right, spot at GT20, clock 14:57.  
*6 plays, 43 yards, 0:03*

**GEORGIA TECH drive start at 14:57.**

*FG partially blocked by #88 Darren Waller*

1-10	GT 20	Hill, S. rush for 24 yards to the GT44, 1ST DOWN GT (Minnifield,C).	R4
1-10	GT 44	Peeples, E. rush for 1 yard to the GT45 (Greer,S;Johnson,C).	
2-9	GT 45	Jones, R. rush for 17 yards to the VA38, 1ST DOWN GT (McLeod,R;Walcott,A).	R5
1-10	VA 38	Sims, D. rush for no gain to the VA38 (Greer,S;Snyder,J).	
2-10	VA 38	Smith, O. rush for 15 yards to the VA23, 1ST DOWN GT (Mosley,C).	R6
1-10	VA 23	Peeples, E. rush for 3 yards to the VA20 (McLeod,R).	
2-7	VA 20	Peeples, E. rush for 6 yards to the VA14 (McLeod,R;Minnifield,C).	
3-1	VA 14	Washington, T. rush for 3 yards to the VA11, 1ST DOWN GT (Conrath,M).	R7
1-10	VA 11	Washington, T. rush for 5 yards to the VA6 (Walcott,A).	
2-5	VA 06	Washington, T. rush for loss of 1 yard to the VA7 (Reynolds,L).	
3-6	VA 07	Washington, T. rush for 7 yards to the VA0, 1ST DOWN GT, TOUCHDOWN, clock 10:02.	R8
1-G	VA 03	Moore, Ju. kick attempt good.	

**Virginia 14, Georgia Tech 7**

*11 plays, 80 yards, 4:55*

Scully, D. kickoff 69 yards to the VA1, Shepherd,K return 21 yards to the VA22 (Perkins, C.).

**VIRGINIA drive start at 10:02.**

1-10	VA 22	Richardson,C rush for 4 yards to the VA26 (Peters, J.;Sylvester, S.).	
2-6	VA 26	Rocco,M sacked for loss of 6 yards to the VA20 (Burnett, J.).	
3-12	VA 20	Rocco,M pass intercepted by Sweeting, R. at the VA32, Sweeting, R. return 32 yards to the VA0, TOUCHDOWN, clock 08:24.	

*3 plays, minus 2 yards, 1:38*

1-G VA 03 Moore, Ju. kick attempt good.

**Virginia 14, Georgia Tech 14**

Scully, D. kickoff 70 yards to the VA0, Jennings,D return 0 yards to the VA0, fumble by Jennings,D recovered by VA Shepherd,K at VA9, Shepherd,K for 19 yards to the VA28 (Golden, J.;Young, L.).

**VIRGINIA drive start at 08:24, VA ball on VA28.**

1-10	VA 28	Jones,P rush for 8 yards to the VA36 (Reid, R.;Peters, J.).	
2-2	VA 36	Jones,P rush for 5 yards to the VA41, 1ST DOWN VA (Watts, B.).	R8
1-10	VA 41	Parks,K rush for 9 yards to the 50 yardline (Reid, R.;Nealy, Q.).	
2-1	VA 50	Watford,D pass incomplete to Freedman,P (Watts, B.).	
3-1	VA 50	Richardson,C rush for 5 yards to the GT45, 1ST DOWN VA (Peters, J.).	R9
1-10	GT 45	Richardson,C rush for loss of 1 yard to the GT46 (Peters, J.;Walls, L.).	
2-11	GT 46	Watford,D rush for 12 yards to the GT34, 1ST DOWN VA.	R10
1-10	GT 34	Watford,D pass incomplete to Smith,T, dropped pass.	
2-10	GT 34	Jones,P rush for 12 yards to the GT22, 1ST DOWN VA (Burnett, J.).	R11
1-10	GT 22	Richardson,C rush for 22 yards to the GT0, 1ST DOWN VA, TOUCHDOWN, clock 04:00.	R12

*play originally ruled down at the 1yd-line, overturned as TD by replay*

1-G GT 03 Randolph,R kick attempt good.

**Virginia 21, Georgia Tech 14**

*10 plays, 72 yards, 4:24*

Hinkebein,C kickoff 69 yards to the GT1, Zenon, T. return 14 yards to the GT15 (Brown,T;Battle,L.).

**GEORGIA TECH drive start at 04:00.**

1-10	GT 15	Melton, T. rush for 4 yards to the GT19 (Reynolds,L).	
2-6	GT 19	Washington, T. rush for 7 yards to the GT26, 1ST DOWN GT (Taliaferro,A).	R9
1-10	GT 26	Washington, T. pass intercepted by Minnifield,C at the VA40, Minnifield,C return 0 yards to the VA40 (Hill, S.).	

*3 plays, 11 yards, 1:16*

**VIRGINIA drive start at 02:44.**

1-10	VA 40	Jones,P rush for 23 yards to the GT37, 1ST DOWN VA, out-of-bounds (Reid, R.).	R13
1-10	GT 37	Timeout Virginia, clock 02:15.	
1-10	GT 37	Jones,P rush for 6 yards to the GT31 (Watts, B.).	
2-4	GT 31	Parks,K rush for 3 yards to the GT28 (Cross, I.).	
3-1	GT 28	Richardson,C rush for 2 yards to the GT26, 1ST DOWN VA (Nealy, Q.).	R14
1-10	GT 26	Parks,K rush for 2 yards to the GT24 (Nealy, Q.).	
2-8	GT 24	Timeout Virginia, clock 00:40.	
2-8	GT 24	Timeout Georgia Tech, clock 00:40.	
2-8	GT 24	Rocco,M pass complete to Jones,P for 5 yards to the GT19 (Burnett, J.).	
3-3	GT 19	Rocco,M pass incomplete to Parks,K.	
4-3	GT 19	Timeout Georgia Tech, clock 00:18.	
4-3	GT 19	Randolph,R field goal attempt from 36 GOOD, clock 00:14.	

**Virginia 24, Georgia Tech 14**



**Play-by-Play Summary (2nd quarter)**  
**#12 Georgia Tech vs Virginia (Oct 15, 2011 at Charlottesville, Va.)**



8 plays, 41 yards, 2:30

Hinkebein, C kickoff 55 yards to the GT15, Perkins, C. return 24 yards to the GT39 (Joseph, D).

**GEORGIA TECH drive start at 00:14.**

1-10 GT 39 Washington, T. pass intercepted by Nicholson, D at the VA16, Nicholson, D return 0 yards to the VA16 (Greene, J.).

1 play, 0 yards, 0:14

**VIRGINIA drive start at 00:00.**

End of half, clock 00:00.

**END OF 2nd QUARTER: Virginia 24, Georgia Tech 14**

Quarter Summary	Score	Time Poss	1st Downs				Conversions		Rushing	Passing	Penalties
			R	P	X	T	3rd	4th			
Georgia Tech	14	06:28	6	0	0	6	2-2	0-0	13-91	0-2-2-0	0-0
Virginia	10	08:35	7	0	0	7	2-4	0-0	15-106	1-5-1-5	0-0



## Quickie Statistics (Halftime)

### #12 Georgia Tech vs Virginia (Oct 15, 2011 at Charlottesville, Va.)



	GT	VA
Score	14	24
<b>FIRST DOWNS</b>	9	14
<b>RUSHES-YARDS (NET)</b>	22-154	26-172
<b>PASSING YDS (NET)</b>	0	100
Passes Att-Comp-Int	5-0-2	13-7-1
<b>TOTAL OFFENSE PLAYS-YARDS</b>	27-154	39-272
Fumble Returns-Yards	0-0	0-0
Punt Returns-Yards	0-0	1-13
Kickoff Returns-Yards	2-38	3-69
Interception Returns-Yards	1-32	2-0
Punts (Number-Avg)	1-40.0	0-0.0
Fumbles-Lost	0-0	2-0
Penalties-Yards	3-20	0-0
Possession Time	12:37	17:23
Third-Down Conversions	3 of 5	5 of 8
Fourth-Down Conversions	0 of 0	0 of 0
Red-Zone Scores-Chances	1-1	2-3

#### Georgia Tech

<u>Rushing</u>	No.	Gain	Loss	Net	TD	Lg	Avg
Tevin Washington	8	44	6	38	1	13	4.8
Embry Peeples	4	37	0	37	0	27	9.2
Roddy Jones	3	24	0	24	0	17	8.0
Stephen Hill	1	24	0	24	0	24	24.0

<u>Passing</u>	C-A-I	Yds	TD	Long	Sack
Tevin Washington	0-5-2	0	0	0	0

<u>Receiving</u>	No.	Yards	TD	Long
------------------	-----	-------	----	------

<u>Punting</u>	No.	Yds	Avg	Long	In20	TB
Sean Poole	1	40	40.0	40	0	0

<u>Punt Returns</u>	No.	Yards	TD	Long
---------------------	-----	-------	----	------

<u>Kick Returns</u>	No.	Yards	TD	Long
Tony Zenon	1	14	0	14
Charles Perkins	1	24	0	24

<u>Tackles</u>	UA-A	Total	Sacks	TFL
Jason Peters	2-5	7	0.0	0.5
Quayshawn Nealy	2-4	6	0.0	0.5
Julian Burnett	4-1	5	1.0	1.0
Rashaad Reid	1-4	5	0.0	0.0

#### Virginia

<u>Rushing</u>	No.	Gain	Loss	Net	TD	Lg	Avg
Perry Jones	10	93	0	93	0	23	9.3
Kevin Parks	8	42	1	41	1	9	5.1
Clifton Richardson	5	33	1	32	1	22	6.4
David Watford	1	12	0	12	0	12	12.0

<u>Passing</u>	C-A-I	Yds	TD	Long	Sack
Michael Rocco	7-11-1	100	1	37	1
David Watford	0-2-0	0	0	0	0

<u>Receiving</u>	No.	Yards	TD	Long
Tim Smith	2	45	1	37
Perry Jones	2	19	0	14
Kris Burd	1	30	0	30
Max Milien	1	3	0	3

<u>Punting</u>	No.	Yds	Avg	Long	In20	TB
----------------	-----	-----	-----	------	------	----

<u>Punt Returns</u>	No.	Yards	TD	Long
Dominique Terrell	1	13	0	13

<u>Kick Returns</u>	No.	Yards	TD	Long
Darius Jennings	2	29	0	20
Khalek Shepherd	1	40	0	21

<u>Tackles</u>	UA-A	Total	Sacks	TFL
LaRoy Reynolds	4-0	4	0.0	1.0
Jake Snyder	2-2	4	0.0	0.0
Chase Minnifield	2-2	4	0.0	0.0
Matt Conrath	2-2	4	0.0	1.0

Qtr	Time	Scoring Play	V-H
1st	09:07	VA - Kevin Parks 6 yd run (Robert Randolph kick), 12-73 5:53	0 - 7
	06:40	VA - Tim Smith 37 yd pass from Michael Rocco (Robert Randolph kick), 2-45 0:43	0 - 14
2nd	10:02	GT - Tevin Washington 7 yd run (Justin Moore kick), 11-80 4:55	7 - 14
	08:24	GT - Rod Sweeting 32 yd interception return (Justin Moore kick)	14 - 14
	04:00	VA - Clifton Richardson 22 yd run (Robert Randolph kick), 10-72 4:24	14 - 21
	00:14	VA - Robert Randolph 36 yd field goal, 8-41 2:30	14 - 24



## Play-by-Play Summary (3rd quarter)

### #12 Georgia Tech vs Virginia (Oct 15, 2011 at Charlottesville, Va.)



Start of 3rd quarter, clock 15:00, VA ball on VA30.  
 Hinkebein,C kickoff 63 yards to the GT7, Zenon, T. return 8 yards to the GT15  
 (Joseph,D;Harris,A).

**GEORGIA TECH drive start at 15:00.**

1-10	GT 15	Washington, T. rush for 29 yards to the GT44, 1ST DOWN GT, PENALTY GT illegal block (Hill, S.) 10 yards to the GT34.	R10
1-20	GT 34	1st and 10.	
1-10	GT 34	Smith, O. rush for 4 yards to the GT38 (Minnifield,C).	
2-6	GT 38	Washington, T. rush for no gain to the GT38 (Snyder,J;Conrath,M).	
3-6	GT 38	Sims, D. rush for 7 yards to the GT45, 1ST DOWN GT (Jenkins,N).	R11
1-10	GT 45	Sims, D. rush for 4 yards to the GT49 (Snyder,J).	
2-6	GT 49	Washington, T. rush for no gain to the GT49 (Jenkins,N).	
3-6	GT 49	Lyons, P. rush for 5 yards to the VA46 (Conrath,M;Walcott,A).	
4-1	VA 46	Washington, T. rush for 2 yards to the VA44, 1ST DOWN GT (Jenkins,N;Snyder,J).	R12
1-10	VA 44	Washington, T. rush for 2 yards to the VA42 (Johnson,C;Greer,S).	
2-8	VA 42	Sims, D. rush for 1 yard to the VA41 (Greer,S;Johnson,C).	
3-7	VA 41	Washington, T. rush for 6 yards to the VA35 (Greer,S).	
<i>play originally ruled at the 34, replay placed the ball at the 35</i>			
4-1	VA 35	Washington, T. rush for 2 yards to the VA33, 1ST DOWN GT (Reynolds,L;Conrath,M).	R13
1-10	VA 33	Jones, R. rush for 4 yards to the VA29 (McLeod,R).	
2-6	VA 29	Washington, T. rush for loss of 1 yard to the VA30 (Jenkins,N).	
3-7	VA 30	Washington, T. rush for loss of 3 yards to the VA33 (Greer,S;Walcott,A).	
4-10	VA 33	PENALTY VA offside (Jenkins,N) 5 yards to the VA28.	
4-5	VA 28	Washington, T. rush for 23 yards to the VA5, 1ST DOWN GT, out-of-bounds (McLeod,R).	R14
1-G	VA 05	Sims, D. rush for 4 yards to the VA1 (Reynolds,L;Conrath,M).	
2-G	VA 01	Washington, T. rush for no gain to the VA1 (Jenkins,N;Walcott,A).	
3-G	VA 01	Washington, T. rush for 1 yard to the VA0, TOUCHDOWN, clock 05:29.	
1-G	VA 03	Scully, D. kick attempt good.	

**Virginia 24, Georgia Tech 21**

*19 plays, 85 yards, 9:31*

Scully, D. kickoff 49 yards to the VA21, Shepherd,K return 29 yards to the 50 yardline (Laskey, Z.;Thomas, J.).

**VIRGINIA drive start at 05:29.**

1-10	VA 50	PENALTY VA false start 5 yards to the VA45.	
1-15	VA 45	Jones,P rush for 13 yards to the GT42 (Johnson, I.).	
2-2	GT 42	PENALTY VA ineligible downfield on pass (Jones,P) 5 yards to the GT47.	
2-7	GT 47	Parks,K rush for 4 yards to the GT43 (Sylvester, S.;Burnett, J.).	
3-3	GT 43	Rocco,M pass incomplete to Jennings,D.	
4-3	GT 43	Howell,J punt 39 yards to the GT4, downed.	

*3 plays, 7 yards, 1:39*

**GEORGIA TECH drive start at 03:50.**

1-10	GT 04	Smith, O. rush for 9 yards to the GT13 (McLeod,R).	
2-1	GT 13	Washington, T. rush for 4 yards to the GT17, 1ST DOWN GT (Conrath,M;Reynolds,L).	R15
1-10	GT 17	Washington, T. rush for 3 yards to the GT20 (Reynolds,L).	
2-7	GT 20	Smith, O. rush for no gain to the GT20 (Greer,S).	
3-7	GT 20	Washington, T. pass complete to Smith, O. for 21 yards to the GT41, 1ST DOWN GT, PENALTY GT illegal block (Melton, T.) 10 yards to the GT31.	P16
		1st and 10.	
1-20	GT 31	Sims, D. rush for 1 yard to the GT32 (Johnson,C;Hill,W).	
2-9	GT 32	Sims, D. rush for 4 yards to the GT36 (Greer,S;Hill,W).	
3-5	GT 36	Washington, T. pass incomplete to Greene, J..	
4-5	GT 36	Clock 00:00.	

**END OF 3rd QUARTER: Virginia 24, Georgia Tech 21**

Quarter Summary	Score	Time Poss	1st Downs				Conversions		Rushing	Passing	Penalties
			R	P	X	T	3rd	4th			
Georgia Tech	7	13:21	6	1	0	7	2-5	3-3	25-111	1-2-0-21	2-20
Virginia	0	01:39	0	0	0	0	0-1	0-0	2-17	0-1-0-0	3-15



Quickie Statistics (3rd quarter)  
 #12 Georgia Tech vs Virginia (Oct 15, 2011 at Charlottesville, Va.)



	GT	VA
Score	21	24
<b>FIRST DOWNS</b>	16	14
<b>RUSHES-YARDS (NET)</b>	47-265	28-189
<b>PASSING YDS (NET)</b>	21	100
Passes Att-Comp-Int	7-1-2	14-7-1
<b>TOTAL OFFENSE PLAYS-YARDS</b>	54-286	42-289
Fumble Returns-Yards	0-0	0-0
Punt Returns-Yards	0-0	1-13
Kickoff Returns-Yards	3-46	4-98
Interception Returns-Yards	1-32	2-0
Punts (Number-Avg)	1-40.0	1-39.0
Fumbles-Lost	0-0	2-0
Penalties-Yards	5-40	3-15
Possession Time	25:58	19:02
Third-Down Conversions	6 of 12	5 of 9
Fourth-Down Conversions	3 of 3	0 of 0
Red-Zone Scores-Chances	2-2	2-3

**Georgia Tech**

Rushing	No.	Gain	Loss	Net	TD	Lg	Avg
Tevin Washington	22	116	10	106	2	29	4.8
Embry Peeples	4	37	0	37	0	27	9.2
David Sims	10	33	0	33	0	8	3.3
Roddy Jones	4	28	0	28	0	17	7.0

Passing	C-A-I	Yds	TD	Long	Sack
Tevin Washington	1-7-2	21	0	21	0

Receiving	No.	Yards	TD	Long
Orwin Smith	1	21	0	21

Punting	No.	Yds	Avg	Long	In20	TB
Sean Poole	1	40	40.0	40	0	0

Punt Returns	No.	Yards	TD	Long

Kick Returns	No.	Yards	TD	Long
Tony Zenon	2	22	0	14
Charles Perkins	1	24	0	24

Tackles	UA-A	Total	Sacks	TFL
Jason Peters	2-5	7	0.0	0.5
Julian Burnett	4-2	6	1.0	1.0
Quayshawn Nealy	2-4	6	0.0	0.5
Rashaad Reid	1-4	5	0.0	0.0

**Virginia**

Rushing	No.	Gain	Loss	Net	TD	Lg	Avg
Perry Jones	11	106	0	106	0	23	9.6
Kevin Parks	9	46	1	45	1	9	5.0
Clifton Richardson	5	33	1	32	1	22	6.4
David Watford	1	12	0	12	0	12	12.0

Passing	C-A-I	Yds	TD	Long	Sack
Michael Rocco	7-12-1	100	1	37	1
David Watford	0-2-0	0	0	0	0

Receiving	No.	Yards	TD	Long
Tim Smith	2	45	1	37
Perry Jones	2	19	0	14
Kris Burd	1	30	0	30
Max Milien	1	3	0	3

Punting	No.	Yds	Avg	Long	In20	TB
Jimmy Howell	1	39	39.0	39	1	0

Punt Returns	No.	Yards	TD	Long
Dominique Terrell	1	13	0	13

Kick Returns	No.	Yards	TD	Long
Khalek Shepherd	2	69	0	29
Darius Jennings	2	29	0	20

Tackles	UA-A	Total	Sacks	TFL
Matt Conrath	2-7	9	0.0	1.0
Steve Greer	2-7	9	0.0	0.5
LaRoy Reynolds	5-3	8	0.0	1.0
Rodney McLeod	4-3	7	0.0	0.0

Qtr	Time	Scoring Play	V-H
1st	09:07	VA - Kevin Parks 6 yd run (Robert Randolph kick), 12-73 5:53	0 - 7
	06:40	VA - Tim Smith 37 yd pass from Michael Rocco (Robert Randolph kick), 2-45 0:43	0 - 14
2nd	10:02	GT - Tevin Washington 7 yd run (Justin Moore kick), 11-80 4:55	7 - 14
	08:24	GT - Rod Sweeting 32 yd interception return (Justin Moore kick)	14 - 14
	04:00	VA - Clifton Richardson 22 yd run (Robert Randolph kick), 10-72 4:24	14 - 21
	00:14	VA - Robert Randolph 36 yd field goal, 8-41 2:30	14 - 24
3rd	05:29	GT - Tevin Washington 1 yd run (David Scully kick), 19-85 9:31	21 - 24



## Play-by-Play Summary (4th quarter)

### #12 Georgia Tech vs Virginia (Oct 15, 2011 at Charlottesville, Va.)



4-5 GT 36 Start of 4th quarter, clock 15:00.  
 4-5 GT 36 Poole, S. punt 36 yards to the VA28, fair catch by Minnifield,C.  
*8 plays, 32 yards, 3:55*

**VIRGINIA drive start at 14:55.**

1-10	VA 28	Watford,D pass complete to Milien,M for 17 yards to the VA45, 1ST DOWN VA (Nealy, Q.).	P15
1-10	VA 45	Watford,D rush for 3 yards to the VA48 (Walls, L.).	
2-7	VA 48	Jones,P rush for 8 yards to the GT44, 1ST DOWN VA (Young, L.).	R16
1-10	GT 44	Parks,K rush for 7 yards to the GT37 (Burnett, J.).	
2-3	GT 37	Watford,D pass incomplete to Smith,T.	
3-3	GT 37	Parks,K rush for 2 yards to the GT35 (Young, L.;Burnett, J.).	
4-1	GT 35	Watford,D pass incomplete to Phillips,C.	
<i>7 plays, 37 yards, 2:51</i>			

**GEORGIA TECH drive start at 12:04.**

1-10	GT 35	Washington, T. rush for 11 yards to the GT46, 1ST DOWN GT (Walcott,A).	R17
1-10	GT 46	Sims, D. rush for 2 yards to the GT48 (Schautz,B;Jenkins,N).	
2-8	GT 48	Smith, O. rush for loss of 4 yards to the GT44 (Schautz,B;Jenkins,N).	
3-12	GT 44	Washington, T. pass complete to Melton, T. for 3 yards to the GT47, out-of-bounds (Nicholson,D).	
4-9	GT 47	Poole, S. punt 24 yards to the VA29, out-of-bounds.	
<i>4 plays, 12 yards, 2:11</i>			

**VIRGINIA drive start at 09:53.**

1-10	VA 29	Jones,P rush for loss of 3 yards to the VA26 (Sweeting, R.;Sylvester, S.).	
2-13	VA 26	Jones,P rush for 7 yards to the VA33 (Nealy, Q.;Johnson, I.).	
3-6	VA 33	Timeout Georgia Tech, clock 08:28.	
3-6	VA 33	Timeout Virginia, clock 08:28.	
3-6	VA 33	Rocco,M rush for 1 yard to the VA34 (Nealy, Q.;Watts, B.).	
4-5	VA 34	Howell,J punt 40 yards to the GT26, Laskey, Z. return 16 yards to the GT42 (Milien,M;Harris,A).	
<i>3 plays, 5 yards, 2:10</i>			

**GEORGIA TECH drive start at 07:43.**

1-10	GT 42	Washington, T. rush for loss of 4 yards to the GT38, fumble by Washington, T. recovered by GT Jones, R. at GT38.	
2-14	GT 38	Washington, T. rush for no gain to the GT38 (Johnson,C).	
3-14	GT 38	Washington, T. rush for 2 yards to the GT40 (Greer,S).	
4-12	GT 40	Poole, S. punt 37 yards to the VA23, fair catch by Minnifield,C.	
<i>3 plays, minus 2 yards, 1:45</i>			


**VIRGINIA drive start at 05:58.**

1-10	VA 23	Jones,P rush for 11 yards to the VA34, 1ST DOWN VA (Johnson, I.;Sylvester, S.).	R17
1-10	VA 34	Jones,P rush for 8 yards to the VA42, out-of-bounds (Johnson, I.).	
2-2	VA 42	Parks,K rush for 3 yards to the VA45, 1ST DOWN VA, out-of-bounds (Reid, R.).	R18
1-10	VA 45	Parks,K rush for 4 yards to the VA49, PENALTY VA holding (Smith,T) 10 yards to the VA39.	
1-16	VA 39	1st and 16.	
1-16	VA 39	Parks,K rush for 10 yards to the VA49 (Sylvester, S.;Cross, I.).	
2-6	VA 49	Rocco,M pass incomplete to Jones,P.	
3-6	VA 49	Rocco,M pass complete to Jones,P for 18 yards to the GT33, 1ST DOWN VA (Nealy, Q.).	P19
1-10	GT 33	Parks,K rush for 5 yards to the GT28 (Cummings, E.;Peters, J.).	
2-5	GT 28	Timeout Georgia Tech, clock 02:43.	
2-5	GT 28	Parks,K rush for 4 yards to the GT24 (Burnett, J.;Johnson, I.).	
3-1	GT 24	Parks,K rush for 6 yards to the GT18, 1ST DOWN VA (Johnson, I.).	R20
1-10	GT 18	Jones,P rush for 1 yard to the GT17 (Cross, I.).	
2-9	GT 17	Jones,P rush for 11 yards to the GT6, 1ST DOWN VA (Reid, R.).	R21
1-G	GT 06	TEAM rush for loss of 2 yards to the GT8.	
2-G	GT 08	TEAM rush for loss of 3 yards to the GT11.	
End of game, clock 00:00.			
<i>14 plays, 66 yards, 5:58</i>			

**FINAL SCORE: Virginia 24, Georgia Tech 21**

Quarter Summary	Score	Time Poss	1st Downs				Conversions		Rushing	Passing	Penalties
			R	P	X	T	3rd	4th			
Georgia Tech	0	04:01	1	0	0	1	0-2	0-0	6-7	1-1-0-3	0-0
Virginia	0	10:59	5	2	0	7	2-4	0-1	19-83	2-5-0-35	1-10





**Participation Report (Final)**  
**2011 University of Virginia Football**  
**#12 Georgia Tech vs Virginia (Oct 15, 2011 at Charlottesville, Va.)**



**Georgia Tech**

<b>Pos</b>	<b>##</b>	<b>OFFENSE</b>
QB	13	Tevin Washington
BB	7	David Sims
AB	17	Orwin Smith
AB	20	Roddy Jones
WR	84	Tyler Melton
WR	5	Stephen Hill
LT	64	Ray Beno
LG	52	Will Jackson
C	50	Jay Finch
RG	77	Omoriegbe Uzzi
RT	61	Phil Smith

<b>Pos</b>	<b>##</b>	<b>DEFENSE</b>
DE	92	Jason Peters
DT	96	Logan Walls
DE	94	Izaan Cross
OLB	11	Brandon Watts
ILB	40	Julian Burnett
ILB	54	Quayshawn Nealy
OLB	34	Steven Sylvester
LCB	6	Rod Sweeting
LS	1	Isaiah Johnson
RS	28	Rashaad Reid
RCB	8	Louis Young

**Virginia**

<b>Pos</b>	<b>##</b>	<b>OFFENSE</b>
WR	18	Kris Burd
LT	72	Oday Aboushi
LG	63	Austin Pasztor
C	68	Anthony Mihota
RG	70	Luke Bowanko
RT	78	Morgan Moses
TE	89	Colter Phillips
QB	16	Michael Rocco
TB	33	Perry Jones
WR	14	Matt Snyder
WR	20	Tim Smith

<b>Pos</b>	<b>##</b>	<b>DEFENSE</b>
DE	90	Jake Snyder
DT	94	Matt Conrath
DT	96	Nick Jenkins
DE	56	Cam Johnson
SLB	52	Aaron Taliaferro
MLB	53	Steve Greer
WLB	9	LaRoy Reynolds
CB	1	Demetrious Nicholson
FS	7	Corey Mosley
SS	4	Rodney McLeod
CB	13	Chase Minnifield

Georgia Tech: 9-Tony Zenon, 14-Jemea Thomas, 16-Corey Dennis, 21-Charles Perkins, 24-Embry Peeples, 27-Preston Lyons, 31-Deon Hill, 32-Richard Watson, 33-Chris Jackson, 36-Jamal Golden, 37-Zach Laskey, 41-Jabari Hunt-Days, 42-Malcolm Munroe, 43-Kyle Travis, 44-David Scully, 55-Sean Tobin, 58-B.J. Machen, 69-Tyler Kidney, 70-Shaquille Mason, 76-Nick Mcrae, 80-Daniel McKayhan, 81-Jeff Greene, 82-Sean Poole, 86-Justin Moore, 88-Darren Waller, 90-T.J. Barnes, 91-Morgan Carter, 93-Emmanuel Dieke, 95-Christopher Crenshaw, 99-Euclid Cummings.

Virginia: 2-Dominique Terrell, 2J-Jacob Hodges, 3-Robert Randolph, 4F-Matt Fortin, 5-David Watford, 6-Darius Jennings, 8-Jimmy Howell, 10-Clifton Richardson, 11-Chris Hinkebein, 17-Miles Gooch, 21-Brandon Phelps, 22-Drequan Hoskey, 23-Dom Joseph, 25-Kevin Parks, 26-Ausar Walcott, 27-Rijo Walker, 28-Anthony Harris, 29-D.J. Hill, 30-Daquan Romero, 34-Terence Fells-Danzer, 36-Max Milien, 37-LoVante Battle, 38-Khalek Shepherd, 39-Tucker Windle, 43-Kameron Mack, 47-Bill Schautz, 71-Matt Mihalik, 81-Jeremiah Mathis, 83-Jake McGee, 86-Ray Keys, 87-Zachary Swanson, 88-Paul Freedman, 91-Thompson Brown, 93-Will Hill.

# Georgia Tech at Virginia

## Oct. 15, 2011

### Virginia Game Notes

#### Team Notes

- With the victory Virginia improves to 4-2 overall, 1-1 in the ACC, 3-1 at home and 17-16-1 all-time vs. Georgia Tech.
- The win over No. 12 Georgia Tech marks the highest ranked opponent UVa has defeated since the Cavaliers topped then-No. 4 Florida State, 26-21, six years ago today on Oct. 15, 2005.
- UVa defeated a ranked opponent for the first time since a 24-19 win over then-No. 22 Miami on Oct. 30, 2010
- UVa rushed for a season-high 272 yards; the Cavaliers rushed for 240 yards in their season opener vs. William and Mary. It marked the most rushing yards against Georgia Tech this year, topping Maryland's 246-yard rushing day.
- UVa's 272 yards were the team's most since a 348-yard rushing day vs. Duke on Oct. 23, 2004.
- Virginia's defense held Georgia Tech to a season-low 296 yards. The Yellow Jackets' previous low was 386 last week against Maryland.
- Georgia Tech came into the game with 45 plays of 20 yards or more; GT had just five today (UVa had four plays of 20+ yards).
- Virginia held Georgia Tech scoreless in the first quarter for the first time this season. UVa is outscoring its opponents 47-7 in the first quarter this year.
- UVa held Georgia Tech to 272 rushing yards, matching the Yellow Jackets' season low, set last week against Maryland.
- UVa allowed just 24 yards passing, the fewest surrendered by the Cavaliers since they gave up 17 on Nov. 17, 1979, at home against North Carolina.
- UVa scored on its opening drive for the third time this season. The Cavaliers scored a touchdown on their opening drive against Southern Miss and a field goal in their initial drive against William and Mary.
- Virginia won the time of possession battle for the sixth straight time this year.

#### Individual Notes

- TB Perry Jones rushed for a career-high 149 yards on 18 carries. His previous best was 110 in the Cavaliers' last game on Oct. 1 against Idaho. Jones recorded his second career and consecutive 100-yard rushing game.
- Jones' 149-yard day was the best by a UVa player since Cedric Peerman rushed for 173 yards against East Carolina on Oct. 11, 2008.
- Jones's 149 yards rushing marked the most allowed to an opposing back by Georgia Tech this year. NC State's James Washington rushed for 131 yards earlier this year.
- With his first-quarter rushing touchdown, Kevin Parks matched the freshman school record for rushing touchdowns in a season. He ties Howard Petty (1983) and Marcus Wilson (1987).
- Parks racked up a career-best 17 carries. His previous high was 16 against William and Mary. He also rushed for 86 yards, his second most of the year (114 vs. W&M).
- WR Tim Smith recorded his second career touchdown reception and his first since catching a touchdown pass from Jameel Sewell at Southern Miss in 2009.
- DE Matt Conrath picked up his second blocked kick of the year with his block of a field-goal attempt in the first quarter (Indiana). He now has blocked four kicks in his career.
- Conrath also set a career high with his 10-tackle effort. His previous high was eight against TCU in 2009.
- Freshman TB Clifton Richardson notched his longest career run on his 22-yard touchdown scamper. His previous long was 20 against Indiana.
- CB Chase Minnifield's interception in the second quarter was the 12th of his career. Minnifield moved into a sixth-place tie on the all-time UVa list with Bryan Shumock (1977-80), Joe Crocker (1992-95) and Anthony Poindexter (1995-98). He needs two interceptions to move to into a fifth-place tie with Kevin Cook (1986-89).
- Steve Greer picked up 10 tackles today, his most since his freshman season in 2009. It was his fourth career game with 10 or more tackles.
- With seven tackles today Jake Snyder more than doubled his previous career best in tackles. He had three tackles against North Carolina in 2010 and William and Mary in 2011.
- Nick Jenkins tied his career high with seven tackles today. He set the mark in 2009 at Southern Miss and 2010 against Eastern Michigan.
- Freshman DB Demetrious Nicholson picked up his second career interception at the end of the first half.
- Some Virginia players wore pink wristbands today in honor of Breast Cancer Awareness Month.

**Virginia vs. Georgia Tech**  
**Oct. 15, 2011**  
**Virginia Player Quotes**

**Junior cornerback Chase Minnifield**

**On how much the bye week helped:**

“It helped tremendously. I don’t know if we get this outcome without the bye week. It is such an assignment-based offense so you really have to be on key and on point. We practiced hard and you could tell by the results that we were ready for this game.”

**On how it feels to have a win over a ranked opponent:**

“I feel great, I’m ready to go on to the next week. It’s one game at a time to reach our goal.”

**On where this game ranks in his personal wins:**

“This is a big win, Miami last year was a big win. I can’t remember them all, but it’s up there.”

**Junior running back Perry Jones**

**On how successful the counter was today:**

“It helped us out a lot, it’s a change up. You hit the defense up the middle and take it outside a few times then come back with the counter. It’s a different look that the defense isn’t ready for.”

**On how the win feels:**

“It’s definitely exciting, I’m just happy for my teammates. They worked hard all week and I’m happy for them. We are going to enjoy this tonight and maybe tomorrow, then Monday it is time to move on.”

**On where this win ranks in his career:**

“It’s definitely the biggest win of my career, but I’m hoping to have wins bigger than this.”

**On whether this win changes the perception of the program:**

“It definitely helps recruiting wise and for the future. This is definitely big for the program.”

**Sophomore quarterback Michael Rocco**

**On coming back after his interception:**

“I just tried to lead my team. I tried to turn the page and move on; our offense did a great job of picking me up and powering the ball in the run game. I give credit to our offensive line and our defense for a great victory tonight.”

**On Virginia’s running backs:**

“We have some great running backs and I give credit to all of them tonight. They can run the ball great and all are great pass catchers. Perry, Kevin, and Clifton did a great job for us tonight.”

**On the atmosphere after the game:**

“It was a great atmosphere tonight. I give credit to our student body and our fans for coming out. It was a great win for us and I’m proud of our defense and offensive line for completely dominating the game tonight. We had two weeks to get ready for this game and we did a great job preparing.”

**On how much the bye week helped:**

“It did tremendous things for our defense especially, they got to work on the cut blocks, the misdirection, and the offense for two weeks straight. We proved that it paid off today. Our offense did a great job running the ball, our offensive line, receivers, and tight ends did a great job blocking, and our running backs got it up in there. It was a great team effort tonight.”

**Virginia vs. Georgia Tech**  
**Oct. 15, 2011**  
**Virginia Player Quotes**

**Junior cornerback Chase Minnifield**

**On how much the bye week helped:**

“It helped tremendously. I don’t know if we get this outcome without the bye week. It is such an assignment-based offense so you really have to be on key and on point. We practiced hard and you could tell by the results that we were ready for this game.”

**On how it feels to have a win over a ranked opponent:**

“I feel great, I’m ready to go on to the next week. It’s one game at a time to reach our goal.”

**On where this game ranks in his personal wins:**

“This is a big win, Miami last year was a big win. I can’t remember them all, but it’s up there.”

**Junior running back Perry Jones**

**On how successful the counter was today:**

“It helped us out a lot, it’s a change up. You hit the defense up the middle and take it outside a few times then come back with the counter. It’s a different look that the defense isn’t ready for.”

**On how the win feels:**

“It’s definitely exciting, I’m just happy for my teammates. They worked hard all week and I’m happy for them. We are going to enjoy this tonight and maybe tomorrow, then Monday it is time to move on.”

**On where this win ranks in his career:**

“It’s definitely the biggest win of my career, but I’m hoping to have wins bigger than this.”

**On whether this win changes the perception of the program:**

“It definitely helps recruiting wise and for the future. This is definitely big for the program.”

**Sophomore quarterback Michael Rocco**

**On coming back after his interception:**

“I just tried to lead my team. I tried to turn the page and move on; our offense did a great job of picking me up and powering the ball in the run game. I give credit to our offensive line and our defense for a great victory tonight.”

**On Virginia’s running backs:**

“We have some great running backs and I give credit to all of them tonight. They can run the ball great and all are great pass catchers. Perry, Kevin, and Clifton did a great job for us tonight.”

**On the atmosphere after the game:**

“It was a great atmosphere tonight. I give credit to our student body and our fans for coming out. It was a great win for us and I’m proud of our defense and offensive line for completely dominating the game tonight. We had two weeks to get ready for this game and we did a great job preparing.”

**On how much the bye week helped:**

“It did tremendous things for our defense especially, they got to work on the cut blocks, the misdirection, and the offense for two weeks straight. We proved that it paid off today. Our offense did a great job running the ball, our offensive line, receivers, and tight ends did a great job blocking, and our running backs got it up in there. It was a great team effort tonight.”

# Virginia vs. Georgia Tech

Oct. 15, 2011

## Virginia Head Coach Mike London

### **On defensive play:**

“First of all, I give honor and glory to God. This was such a tremendous victory to be a part of. To play a game like this, everything just kind of comes together. Defensively you’re faced against a task where this is the best offense college football has in terms of ground-gaining and points. To come together, to put a game plan together that the players believe in and execute it, for the most part very, very well. There were some big stops there. We went for it on fourth down; we didn’t get it. There were some other issues: having to punt. I think the last two punts came in maybe the last quarter. They just had big stops. As you take care of the dive, then the quarterback starts to do his thing, and as soon as you take the quarterback, then the guys on the perimeter, the pitch guys, start to do their things. I thought Coach Reed and the defensive coaches did a good job of adjusting to the tempo of the game. When you look at our defensive linemen, a lot of them made a lot of plays. I’m recalling the Maryland defensive linemen who made a bunch of tackles in that game in order to be successful. Your guys up front have to be able to get off the blocks because there are so many low scramble blocks. There are so many different kinds of low blocks, that you try to just capture the edge. I’m anxious to see the film and see how they played because I think that those guys up front played well.”

### **On why “it” came together during this game against one of the few undefeated teams:**

“We go to overtime against Idaho. ‘Well, you guys barely beat Idaho.’ It’s hard to win football games. When you have the opportunity to put all of the aspects together, offense, defense, and specials teams, then you give yourself a chance to win games. The offense was a specialty offense that we had an opportunity to get ready for. I think with the bye week, and all of those things, that it was kind of the perfect time. I just said before that we’ve got guys back: Cam Johnson, Kevin Parks. We’ve got guys back from injury. We’ve got guys focusing on some special teams aspects, making decisions, good decisions. The game just fell in line with the preparation and all of those other entities, getting well and being excited to play. It’s Homecomings. I don’t know what they were ranked, but you have a lot of respect for a team that when you look at all of their games, you’re like ‘oh my goodness. You’re putting points and yardage on people.’ So, like I said, my hat goes off to the players and coaches that executed this thing. We said at halftime to the coordinators, ‘just call the game they way you’ve been calling it.’ What happens is that you get a lead, and you think you need to do things differently. We just wanted to call the game the same way, and those guys did an excellent job of doing it.

### **On second-half offense:**

We were going to run the offense. I know there were a couple of incompletions, and some pressure. We had to throw the ball out. The good thing is that instead of trying to force a throw that could lead to turnovers, we recognized it’s not there, threw it out of bounds, and lived to see another day. As you say, the running game, particularly the power running game, appeared to be working, and it was a matter of just guys staying in bounds towards the end and utilizing the clock. With that going on, we decided to stay with what’s working. The ground game appeared to be working best.

### **On post-game talk with players:**

I told them I was proud of them. I loved the effort. This is one of those wins that can change the perception of what you think about yourself. Last second play against Indiana. Last second play against Idaho. Overtime. This is one of those wins against a good team with a lot of accomplishments that you can try to turn the corner on about how you think about yourself, and how people view your program. There’s a long season yet to play, but it’s a great start to the second half of the season.

# Virginia vs. Georgia Tech

Oct. 15, 2011

## Georgia Tech Head Coach Paul Johnson Quotes

### **On Georgia Tech's penalties (five for 40 yards):**

"The penalties killed us offensively in a game where we had a hard time getting them off of the field. We killed ourselves twice in the first half. When we came in for the half, we talked about taking a second half drive. I thought that was a heck of a drive (at the start of the second half). We converted some fourth downs, some big plays. Again things should have been over after the very first play but we got pinned by a penalty to call us back from a long touchdown run so we ended up eating the clock. If you play with fire for long enough, you get burned."

### **On Georgia Tech's defense:**

"I'm frustrated – just as frustrated as I am with the offense. We are not good enough to have penalties and kill ourselves and they did exactly what they needed to do. That's the way everyone is going to play us. They are going to run the ball and hold the ball. They were able to get ahead and in the end it worked. They were able to run the last six minutes off of the clock. It is what it is. You are not going to win too many games when you throw for 24 yards either."

### **On tackling:**

"They were getting blocks and we missed a lot of tackles. I don't know if we ever set the edge on outside plays. Give them some credit. They played a good game."

### **On Virginia coming off a bye week:**

"We talked about it repeatedly. I talked about it today. I said 'their backs are against the wall and they're going to give it everything they have.'"

### **On whether Georgia Tech bought into their own hype:**

"Well, I don't know. We've gotten away with just going through the motions the last few weeks. You can see it in pregames. There's no intensity. There's no emotion. It's hard to play this game without that. We've got to fix some things. That's four weeks in a row that their backs have rushed for 100-plus yards. Offensively, we are less than ideal. We didn't execute anywhere. We had chances on the perimeter. We got the ball pitched several times where it was two-on-two with blockers and we didn't get it done. We had a hard time running."

### **On the start of the game:**

"They couldn't have scripted a better start – take the ball, run time off the clock. Then we get the ball and get two penalties in the first four plays. We made some bonehead plays."

### **On the interception at the end of the first half:**


"The interception at the end of the first half was not a very good play. I just didn't think we could run the ball. When you get the ball deep with two or three minutes to go in the half, you need a play to get it down there. You're not going to be able to drive it like we did at the beginning of the second half. At least throw an incompleteness or something."

### **On their last drive:**

"We had a chance to win the game because we got the ball back on offense on the 40-yard line and we self-destructed."

# Georgia Tech Postgame Notes

## October 15, 2011 vs. Virginia



### Georgia Tech's Loss Today Gives The Yellow Jackets...

- ... a record of 6-1 overall record and an end to their six-game winning streak
- ... a 3-1 record in the ACC; Tech maintains first place in the Coastal Division if Florida State beats Duke today)
- ... an end to their four-game ACC win streak dating back to last season
- ... a 2-1 road record
- ... a 32-15 record in four seasons under Paul Johnson (12-8, 19-9 in ACC games)
- ... a 13-3 record in October under Johnson
- ... a 6-11 record under Johnson when trailing at halftime
- ... a 16-17-1 all-time record vs. Virginia, including a 3-10-1 mark in Charlottesville
- ... a 3-1 record since being ranked in the top 25
- ... an all-time record of 10-7 when playing on October 15<sup>th</sup>
- ... an 8-3 record in their last 11 games vs. Coastal Division opponents
- ... a 21-11 record vs. Coastal Division opponents since divisional play began in 2005, including a 9-8 mark on the road
- ... a 15-6 record in their last 21 ACC games
- ... an all-time record of 219-139-8 vs. teams currently in the ACC
- ... an all-time record of 34-23-1 against teams from the state of Virginia
- ... an all-time program record of 685-457-42 in 119 seasons of football

### Streaks

- ... 179 consecutive games without being shut out (last time: Oct. 18, 1997 vs. Florida State)
- ... 165 consecutive games without returning a kickoff for a touchdown (last time: Oct. 31, 1998 at Maryland)
- ... 33 consecutive starts by senior Roddy Jones

### Team Notes

- ... Tech's seven points in the second half tied a season low (also 7 in 2<sup>nd</sup> half of Maryland game)
- ... Tech had a season-low 17 first downs and tied a season low with 272 rushing yards; also season lows for pass completions (2), passing yards (24)
- ... Tech was held under 300 yards total offense for the first time this season
- ... Tech's two passes intercepted were a season high
- ... Virginia's 272 rushing yards and 407 total yards were the most by a Tech opponent this season
- ... Tech has allowed a 100-yard rusher in each of the last four games (all four ACC games)
- ... Tech faced its largest halftime deficit since trailing Miami 14-3 on Nov. 13, 2010
- ... Tech went into the locker room at halftime trailing for the first time this season
- ... Tech did not complete a pass in the first half
- ... Virginia was not penalized in the first half
- ... Tech has allowed at least 21 points in six of seven games this season
- ... Rod Sweeting's interception return for a touchdown was Tech's second pick-six of the season (Isaiah Johnson vs. NC State)
- ... Sweeting's interception also gave Tech 8 INTs for the season, tying last year's season total
- ... Tech had a field goal attempt blocked for the second time this season
- ... Tech had not trailed by more than seven points in a game this season until UVA scored 14 first-quarter points today
- ... Tech went scoreless in the first quarter for the first time this season – just Tech's third scoreless quarter of the season
- ... Tech failed to score on its first possession for the first time this season
- ... Georgia Tech played without injured So. OLB Jeremiah Attaochu for the second straight week.

### Julian Burnett

- ... his second-quarter sack was his first of the season, his 4<sup>th</sup> tackle for loss of the season

### Stephen Hill, Jr., WR

- ... his 24-yard carry in the second quarter was his longest rushing attempt since 2009

### Roddy Jones, Sr., AB

- ... made his 33<sup>rd</sup> consecutive start and his 46<sup>th</sup> career start overall

### Tyler Melton, Sr., WR

- ... made his 29<sup>th</sup> career start
- ... had the first rushing attempt of his career

### Justin Moore, So., K

- ... had a field goal attempt blocked for the second time this season
- ... his 52-yard attempt in the first quarter was the longest attempt by a Yellow Jacket since Nov. 8, 2008 when Scott Blair missed a 52-yarder against North Carolina

### Quayshawn Nealy, r-Fr., LB

... made his second straight start  
... recorded a career-high 10 tackles

**Rashaad Reid, Sr., S**

... played in his team-high 47<sup>th</sup> career game

**David Scully, K**

... kicked his first career PAT, scoring his first career point

**Orwin Smith, Jr., AB**

... his 2<sup>nd</sup> yard rushing gave him 1,008 for his career, passing Pat Moriarty for 36<sup>th</sup> place on Tech's all-time career rushing list

**Rod Sweeting, Jr., CB**

... recorded his third interception of the season, the fourth of his career  
... returned an INT for a touchdown for the first pick-six of his career  
... his 32-yard INT return was a career long

**Steven Sylvester, Sr., LB**

... made his 29<sup>th</sup> career start

**Darren Waller, Fr., WR**

... was credited with tipping Virginia's first-half field goal attempt

**Logan Walls, Sr., DT**

... made his 30<sup>th</sup> career start

**Tevin Washington, Jr., QB**

... made his 11<sup>th</sup> consecutive start  
... had two rushing touchdowns in a game for the fourth time this season and for the third time in his last four games  
... his second touchdown today gave him eight for the season – the third-most single-season rushing TDs ever by a Tech QB  
... his second rushing TD also gave him 12 for his career – the sixth-most career rushing TDs ever by a Tech QB  
... his 25<sup>th</sup> yard of total offense gave him 2,378 for his career, passing Rick Strom for 22<sup>nd</sup> place on Tech's all-time total offense list  
... his two first-half interceptions gave him four INTs for the season, seven for his career  
... had an 85-yard TD run in the third-quarter called back because of penalty  
... his 37<sup>th</sup> rushing yard gave him 900 for his career  
... his 59<sup>th</sup> yard rushing gave him 922 for his career, passing Danny Myers for the fourth-most career rushing yards by a Tech quarterback  
... his 75<sup>th</sup> yard of total offense gave him 2,428 for his career, passing A.J. Suggs for 21<sup>st</sup> place on Tech's all-time total offense list  
... his 91<sup>st</sup> yard rushing gave him 400 for the season – the 11<sup>th</sup>-most single-season rushing yards by a Tech QB in school history  
... rushed for 100 yards for the second straight game (120 yards last week vs. Maryland)  
... his 10<sup>th</sup> passing yard gave him 1,500 for his career

**Brandon Watts, So., LB**

... made his first start of the season, the fourth start of his career

**Today's Captains**

Julian Burnett, Roddy Jones and Steven Sylvester (permanent captains).  
Virginia won the toss and elected to receive.



# Virginia vs. Georgia Tech

## Oct. 15, 2011

### Georgia Tech Player Quotes

#### Quarterback Tevin Washington

##### On anticipating a loss:

“No, I didn’t see a loss coming. I knew we needed to play better than we have the past three weeks; we needed to execute and do all we needed to do offensively to put ourselves in a position to win. But we showed up to play.”

##### On the called back touchdown and penalties:

“It took some momentum away from us, but we kept fighting. I think that for the most part everyone’s effort was good, and we tried to do whatever we could to get the win.”

##### On the pregame preparation:

“Going into the game I don’t think we were as sharp as we needed to be, but for the most part we came out here and wanted to win.”

##### On the cause of the loss:

“As the offense, I take full responsibility for it. We had the opportunity to come out and win the game with those last two drives, and we sputtered. With passing, I got a little rattled out there a couple times, but it’s a team thing. We have to do a better job as an offense, throwing the ball and catching. We didn’t complete the drives and get the first downs that we needed. We put ourselves in the position to win the game, and we didn’t do it.”

##### On being outmatched:

“No, I don’t think we were shut down. I think that we just didn’t execute well. We got stopped on drives and I had some misreads and missed checks. For the most part, we killed ourselves. Georgia Tech stopped Georgia Tech today.”

#### Cornerback Rod Sweeting

##### On the defense:

“When a team can come out and run the ball like they did, it can be hard for us to win. They executed, they were well prepared, and they ran the ball down our throat all day.”

##### On Virginia’s performance:

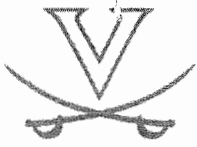
“I wasn’t surprised at all. They came at full speed, and what we saw today is what we had seen on film. We just couldn’t execute.”

##### On the preparation:

“I felt our preparation was good, but I don’t think we were mentally prepared. I don’t think we were overconfident, we knew that it would be a fight to the end today. In the end, they won the fight today.”

##### On the loss:

“We are hurting. This loss is a conference loss, so it’s tougher. This week we just have to prepare harder and get ready for Miami.”



**Scoring Summary (Final)**  
**2011 University of Virginia Football**  
**NC State vs Virginia (Oct 22, 2011 at Charlottesville, Va.)**



NC State (4-3,1-2) vs. Virginia (4-3,1-2)

Date: Oct 22, 2011 • Site: Charlottesville, Va. • Stadium: Smith/Harrison/Scott

Attendance: 46030

Score by Quarters	1	2	3	4	Total
NC State	0	14	7	7	<b>28</b>
Virginia	0	7	7	0	<b>14</b>

Qtr	Time	Scoring Play	V-H
2nd	10:37	VA - Clifton Richardson 6 yd pass from Michael Rocco (Robert Randolph kick), 14-72 7:30	0 - 7
	05:20	ST - Tony Creecy 5 yd pass from Mike Glennon (Niklas Sade kick), 10-70 5:17	7 - 7
	04:27	ST - Bryan Underwood 33 yd pass from Mike Glennon (Niklas Sade kick), 1-33 0:05	14 - 7
3rd	02:26	ST - Bryan Underwood 79 yd pass from Mike Glennon (Niklas Sade kick), 3-79 0:19	21 - 7
	02:19	VA - Tim Smith 60 yd pass from David Watford (Robert Randolph kick), 1-60 0:07	21 - 14
4th	06:08	ST - David Amerson 12 yd interception return (Niklas Sade kick)	28 - 14

Kickoff time: 3:32 PM • End of Game: 6:51 PM • Total elapsed time: 3:19

Officials: Referee: Brad Allen; Umpire: Donald Yates; Linesman: Arthur Hardin;

Line judge: Colin Formulak; Back judge: Ron Boyd; Field judge: Tyrone Anderson;

Side judge: D. Harrison; Scorer: Vincent Briedis;

Temperature: 61 • Wind: 5 SSE • Weather: Clear



**Team Statistics (Final)**  
**2011 University of Virginia Football**  
**NC State vs Virginia (Oct 22, 2011 at Charlottesville, Va.)**



	<b>ST</b>	<b>VA</b>
<b>FIRST DOWNS</b>	14	12
Rushing	5	8
Passing	8	4
Penalty	1	0
<b>NET YARDS RUSHING</b>	114	124
Rushing Attempts	38	33
Average Per Rush	3.0	3.8
Rushing Touchdowns	0	0
Yards Gained Rushing	125	135
Yards Lost Rushing	11	11
<b>NET YARDS PASSING</b>	231	125
Completions-Attempts-Int	20-36-2	11-35-3
Average Per Attempt	6.4	3.6
Average Per Completion	11.6	11.4
Passing Touchdowns	3	2
<b>TOTAL OFFENSE YARDS</b>	345	249
Total offense plays	74	68
Average Gain Per Play	4.7	3.7
Fumbles: Number-Lost	0-0	3-1
Penalties: Number-Yards	3-30	4-30
<b>PUNTS-YARDS</b>	9-309	8-299
Average Yards Per Punt	34.3	37.4
Net Yards Per Punt	33.2	34.9
Inside 20	1	5
50+ Yards	0	0
Touchbacks	0	1
Fair catch	5	2
<b>KICKOFFS-YARDS</b>	5-318	3-193
Average Yards Per Kickoff	63.6	64.3
Net Yards Per Kickoff	39.0	43.7
Touchbacks	0	0
Punt returns: Number-Yards-TD	0-0-0	2-10-0
Average Per Return	0.0	5.0
Kickoff returns: Number-Yds-TD	3-62-0	4-123-0
Average Per Return	20.7	30.8
Interceptions: Number-Yds-TD	3-29-1	2-0-0
Fumble Returns: Number-Yds-TD	0-0-0	0-0-0
Miscellaneous Yards	0	4
Possession Time	32:13	27:47
1st Quarter	7:49	7:11
2nd Quarter	6:55	8:05
3rd Quarter	9:21	5:39
4th Quarter	8:08	6:52
Third-Down Conversions	7 of 19	5 of 17
Fourth-Down Conversions	0 of 1	0 of 3
Red-Zone Scores-Chances	1-3	1-1
Touchdowns	1-3	1-1
Field goals	0-3	0-1
Sacks By: Number-Yards	1-2	0-0
PAT Kicks	4-4	2-2
Field Goals	0-1	0-1



**Individual Statistics (Final)**  
**2011 University of Virginia Football**  
**NC State vs Virginia (Oct 22, 2011 at Charlottesville, Va.)**

**NC State**

Rushing	No.	Gain	Loss	Net	TD	Lg	Avg
James Washington	25	82	0	82	0	9	3.3
Tony Creecy	9	32	4	28	0	16	3.1
Mike Glennon	1	11	0	11	0	11	11.0
TEAM	2	0	2	-2	0	0	-1.0
T.J. Graham	1	0	5	-5	0	0	-5.0
<b>Totals</b>	<b>38</b>	<b>125</b>	<b>11</b>	<b>114</b>	<b>0</b>	<b>16</b>	<b>3.0</b>

Passing	C-A-I	Yds	TD	Long	Sack
Mike Glennon	20-36-2	231	3	79	0
<b>Totals</b>	<b>20-36-2</b>	<b>231</b>	<b>3</b>	<b>79</b>	<b>0</b>

Receiving	No.	Yards	TD	Long
Tony Creecy	7	42	1	14
Jay Smith	4	41	0	16
Bryan Underwood	3	125	2	79
T.J. Graham	2	8	0	7
Steven Howard	2	3	0	4
James Washington	1	6	0	6
Quintin Payton	1	6	0	6
<b>Totals</b>	<b>20</b>	<b>231</b>	<b>3</b>	<b>79</b>

Punting	No.	Yds	Avg	Long	In20	TB
Wil Baumann	9	309	34.3	49	1	0
<b>Totals</b>	<b>9</b>	<b>309</b>	<b>34.3</b>	<b>49</b>	<b>1</b>	<b>0</b>

Returns	Punt			Kickoff			Intercept		
	No	Yds	Lg	No	Yds	Lg	No	Yds	Lg
T.J. Graham	0	0	0	2	37	24	0	0	0
David Amerson	0	0	0	1	25	25	2	12	12
Brandan Bishop	0	0	0	0	0	0	1	17	17
<b>Totals</b>	<b>0</b>	<b>0</b>	<b>0</b>	<b>3</b>	<b>62</b>	<b>25</b>	<b>3</b>	<b>29</b>	<b>17</b>

Field goals	Qtr	Time	Dist	Result
Niklas Sade	1st	03:07	41 yards	Blocked

Kickoffs	No.	Yards	Avg	TB	OB
Niklas Sade	5	318	63.6	0	1

All-purpose	Run	Rcv	KR	PR	IR	Total
Bryan Underwood	0	125	0	0	0	125
James Washington	82	6	0	0	0	88
Tony Creecy	28	42	0	0	0	70
Jay Smith	0	41	0	0	0	41

**Virginia**

Rushing	No.	Gain	Loss	Net	TD	Lg	Avg
Perry Jones	15	65	3	62	0	13	4.1
Clifton Richardson	5	19	0	19	0	5	3.8
Kevin Parks	7	24	6	18	0	8	2.6
Michael Rocco	2	12	0	12	0	6	6.0
David Watford	3	14	2	12	0	13	4.0
Darius Jennings	1	1	0	1	0	1	1.0
<b>Totals</b>	<b>33</b>	<b>135</b>	<b>11</b>	<b>124</b>	<b>0</b>	<b>13</b>	<b>3.8</b>

Passing	C-A-I	Yds	TD	Long	Sack
Michael Rocco	7-19-0	36	1	14	0
David Watford	4-16-3	89	1	60	1
<b>Totals</b>	<b>11-35-3</b>	<b>125</b>	<b>2</b>	<b>60</b>	<b>1</b>

Receiving	No.	Yards	TD	Long
Kris Burd	3	44	0	19
Tim Smith	2	66	1	60
Kevin Parks	2	9	0	7
Clifton Richardson	1	6	1	6
Darius Jennings	1	1	0	1
Max Milien	1	0	0	0
Dominique Terrell	1	-1	0	0
<b>Totals</b>	<b>11</b>	<b>125</b>	<b>2</b>	<b>60</b>

Punting	No.	Yds	Avg	Long	In20	TB
Jimmy Howell	8	299	37.4	49	5	1
<b>Totals</b>	<b>8</b>	<b>299</b>	<b>37.4</b>	<b>49</b>	<b>5</b>	<b>1</b>

Returns	Punt			Kickoff			Intercept		
	No	Yds	Lg	No	Yds	Lg	No	Yds	Lg
Dominique Terrell	2	10	10	0	0	0	0	0	0
Darius Jennings	0	0	0	2	51	28	0	0	0
Khalek Shepherd	0	0	0	2	72	48	0	0	0
Rodney McLeod	0	0	0	0	0	0	1	0	0
Corey Mosley	0	0	0	0	0	0	1	0	0
<b>Totals</b>	<b>2</b>	<b>10</b>	<b>10</b>	<b>4</b>	<b>123</b>	<b>48</b>	<b>2</b>	<b>0</b>	<b>0</b>

Field goals	Qtr	Time	Dist	Result
Robert Randolph	2nd	01:42	52 yards	Missed

Kickoffs	No.	Yards	Avg	TB	OB
Chris Hinkebein	3	193	64.3	0	0

All-purpose	Run	Rcv	KR	PR	IR	Total
Khalek Shepherd	0	0	72	0	0	72
Tim Smith	0	66	0	0	0	66
Perry Jones	62	0	0	0	0	62
Darius Jennings	1	1	51	0	0	53

FUMBLES: NC State-None. Virginia-Perry Jones 1-0; Kris Burd 1-0; Dominique Terrell 1-1.



## Quickie Statistics (Final)

### NC State vs Virginia (Oct 22, 2011 at Charlottesville, Va.)



	ST	VA
Score	28	14
<b>FIRST DOWNS</b>	14	12
<b>RUSHES-YARDS (NET)</b>	38-114	33-124
<b>PASSING YDS (NET)</b>	231	125
Passes Att-Comp-Int	36-20-2	35-11-3
<b>TOTAL OFFENSE PLAYS-YARDS</b>	74-345	68-249
Fumble Returns-Yards	0-0	0-0
Punt Returns-Yards	0-0	2-10
Kickoff Returns-Yards	3-62	4-123
Interception Returns-Yards	3-29	2-0
Punts (Number-Avg)	9-34.3	8-37.4
Fumbles-Lost	0-0	3-1
Penalties-Yards	3-30	4-30
Possession Time	32:13	27:47
Third-Down Conversions	7 of 19	5 of 17
Fourth-Down Conversions	0 of 1	0 of 3
Red-Zone Scores-Chances	1-3	1-1

#### NC State

<b>Rushing</b>	No.	Gain	Loss	Net	TD	Lg	Avg
James Washington	25	82	0	82	0	9	3.3
Tony Creecy	9	32	4	28	0	16	3.1
Mike Glennon	1	11	0	11	0	11	11.0
TEAM	2	0	2	-2	0	0	-1.0

<b>Passing</b>	C-A-I	Yds	TD	Long	Sack
Mike Glennon	20-36-2	231	3	79	0

<b>Receiving</b>	No.	Yards	TD	Long
Tony Creecy	7	42	1	14
Jay Smith	4	41	0	16
Bryan Underwood	3	125	2	79
T.J. Graham	2	8	0	7

<b>Punting</b>	No.	Yds	Avg	Long	In20	TB
Wil Baumann	9	309	34.3	49	1	0

<b>Punt Returns</b>	No.	Yards	TD	Long

<b>Kick Returns</b>	No.	Yards	TD	Long
T.J. Graham	2	37	0	24
David Amerson	1	25	0	25

<b>Tackles</b>	UA-A	Total	Sacks	TFL
Terrell Manning	3-6	9	0.0	0.0
Dwayne Maddox	4-4	8	0.0	1.0
Brandan Bishop	2-5	7	0.0	0.0
David Amerson	2-4	6	0.0	0.0

#### Virginia

<b>Rushing</b>	No.	Gain	Loss	Net	TD	Lg	Avg
Perry Jones	15	65	3	62	0	13	4.1
Clifton Richardson	5	19	0	19	0	5	3.8
Kevin Parks	7	24	6	18	0	8	2.6
Michael Rocco	2	12	0	12	0	6	6.0

<b>Passing</b>	C-A-I	Yds	TD	Long	Sack
Michael Rocco	7-19-0	36	1	14	0
David Watford	4-16-3	89	1	60	1

<b>Receiving</b>	No.	Yards	TD	Long
Kris Burd	3	44	0	19
Tim Smith	2	66	1	60
Kevin Parks	2	9	0	7
Clifton Richardson	1	6	1	6

<b>Punting</b>	No.	Yds	Avg	Long	In20	TB
Jimmy Howell	8	299	37.4	49	5	1

<b>Punt Returns</b>	No.	Yards	TD	Long
Dominique Terrell	2	10	0	10

<b>Kick Returns</b>	No.	Yards	TD	Long
Khalek Shepherd	2	72	0	48
Darius Jennings	2	51	0	28

<b>Tackles</b>	UA-A	Total	Sacks	TFL
Steve Greer	5-9	14	0.0	1.0
Matt Conrath	4-6	10	0.0	1.5
LaRoy Reynolds	4-5	9	0.0	0.5
Bill Schautz	2-4	6	0.0	0.0

Qtr	Time	Scoring Play	V-H
2nd	10:37	VA - Clifton Richardson 6 yd pass from Michael Rocco (Robert Randolph kick), 14-72 7:30	0 - 7
	05:20	ST - Tony Creecy 5 yd pass from Mike Glennon (Niklas Sade kick), 10-70 5:17	7 - 7
	04:27	ST - Bryan Underwood 33 yd pass from Mike Glennon (Niklas Sade kick), 1-33 0:05	14 - 7
3rd	02:26	ST - Bryan Underwood 79 yd pass from Mike Glennon (Niklas Sade kick), 3-79 0:19	21 - 7
	02:19	VA - Tim Smith 60 yd pass from David Watford (Robert Randolph kick), 1-60 0:07	21 - 14
4th	06:08	ST - David Amerson 12 yd interception return (Niklas Sade kick)	28 - 14



**Defensive Statistics (Final)**  
**2011 University of Virginia Football**  
**NC State vs Virginia (Oct 22, 2011 at Charlottesville, Va.)**



##	NC State	Solo	Ast	Total	Sacks-Yds	TFL-Yds	FF	FR-Yds	Int-Yds	BrUp	Blks	QBH
35	Terrell Manning	3	6	9	-	-	-	-	-	-	-	-
41	Dwayne Maddox	4	4	8	-	1.0-1	1	-	-	-	-	-
30	Brandan Bishop	2	5	7	-	-	-	-	1-17	-	-	-
1	David Amerson	2	4	6	-	-	-	-	2-12	-	-	-
42	Audie Cole	3	2	5	-	-	1	-	-	-	-	-
27	Earl Wolff	2	2	4	-	-	-	1-0	-	1	-	-
91	Markus Kuhn	2	2	4	1.0-2	1.0-2	-	-	-	1	-	-
2	Rashard Smith	2	2	4	-	-	-	-	-	-	-	-
25	Dontae Johnson	0	3	3	-	-	-	-	-	-	-	-
95	Art Norman	2	0	2	-	1.0-6	-	-	-	-	-	-
55	Brian Slay	1	1	2	-	-	-	-	-	-	-	-
29	Dean Haynes	0	2	2	-	-	-	-	-	-	-	-
20	C.J. Wilson	0	2	2	-	-	-	-	-	-	-	-
98	McKay Frandsen	0	2	2	-	0.5-1	-	-	-	-	-	-
65	A.J. Ferguson	1	0	1	-	-	-	-	-	-	-	-
67	Wayne Crawford	0	1	1	-	0.5-2	-	-	-	-	-	-
75	T.Y. McGill	0	1	1	-	-	-	-	-	-	-	-
32	Niklas Sade	0	1	1	-	-	-	-	-	-	-	-
52	J.R. Sweezy	0	1	1	-	-	-	-	-	-	-	-
44	Logan Winkles	0	1	1	-	-	-	-	-	-	-	-
Totals		24	42	66	1.0-2	4.0-12	2	1-0	3-29	2	0	0

##	Virginia	Solo	Ast	Total	Sacks-Yds	TFL-Yds	FF	FR-Yds	Int-Yds	BrUp	Blks	QBH
53	Steve Greer	5	9	14	-	1.0-4	-	-	-	-	-	-
94	Matt Conrath	4	6	10	-	1.5-4	-	-	-	-	-	-
9	LaRoy Reynolds	4	5	9	-	0.5-3	-	-	-	1	-	-
47	Bill Schautz	2	4	6	-	-	-	-	-	-	-	-
26	Ausar Walcott	1	5	6	-	0.5-0	-	-	-	-	-	-
4	Rodney McLeod	3	1	4	-	-	-	-	1-0	1	-	-
13	Chase Minnifield	1	3	4	-	0.5-2	-	-	-	-	1	-
7	Corey Mosley	3	0	3	-	-	-	-	1-0	-	-	-
1	Demetrious Nicholson	2	1	3	-	-	-	-	-	-	-	-
56	Cam Johnson	0	3	3	-	1.0-1	-	-	-	-	-	-
93	Will Hill	0	3	3	-	-	-	-	-	-	-	-
52	Aaron Taliaferro	1	1	2	-	-	-	-	-	-	-	-
90	Jake Snyder	1	1	2	-	-	-	-	-	-	-	-
96	Nick Jenkins	0	2	2	-	-	-	-	-	-	-	-
23	Dom Joseph	1	0	1	-	-	-	-	-	-	-	-
78	Morgan Moses	1	0	1	-	-	-	-	-	-	-	-
83	Jake McGee	1	0	1	-	-	-	-	-	-	-	-
28	Anthony Harris	1	0	1	-	-	-	-	-	-	-	-
42	Brian Oden	0	1	1	-	-	-	-	-	-	-	-
43	Kameron Mack	0	1	1	-	-	-	-	-	-	-	-
Totals		31	46	77	0.0-0	5.0-14	0	0-0	2-0	2	1	0



**Drive Chart (By Team) (Final)**  
**2011 University of Virginia Football**  
**NC State vs Virginia (Oct 22, 2011 at Charlottesville, Va.)**



Team	Qtr	Drive Started			Drive Ended			Consumed	
		Spot	Time	Obtained	Spot	Time	How lost	PI - Yds	TOP
ST	1st	N02	12:54	Punt	N25	10:26	Punt	6 - 23	2:28
ST		N11	08:28	Punt	V24	03:07	Missed FG	13 - 65	5:21
ST	2nd	N30	10:37	Kickoff	V00	05:20	*TOUCHDOWN	10 - 70	5:17
ST		V33	04:32	Interception	V00	04:27	*TOUCHDOWN	1 - 33	0:05
ST		N35	01:42	Missed FG	N39	00:09	Punt	3 - 4	1:33
ST	3rd	N21	15:00	Kickoff	N27	13:39	Punt	3 - 6	1:21
ST		N23	12:51	Punt	N29	12:21	Interception	2 - 6	0:30
ST		N17	11:58	Punt	N30	09:36	Punt	5 - 13	2:22
ST		N13	08:40	Punt	N18	06:36	Punt	3 - 5	2:04
ST		N17	05:08	Punt	N20	04:14	Punt	3 - 3	0:54
ST		N21	02:45	Punt	V00	02:26	*TOUCHDOWN	3 - 79	0:19
ST		N28	02:19	Kickoff	N28	00:28	Punt	3 - 0	1:51
ST	4th	N20	12:36	Punt	N23	11:47	Interception	3 - 3	0:49
ST		N33	09:46	Downs	V38	06:19	Punt	7 - 29	3:27
ST		V00	06:08	Interception	V00	06:08	*TOUCHDOWN	0 - 0	0:00
ST		N49	04:40	Interception	V48	03:22	Punt	4 - 3	1:18
ST		V25	03:22	Fumble	V20	01:42	Downs	4 - 5	1:40
ST		V14	00:54	Downs	V16	00:00	End of half	2 - (2)	0:54

NC State	1st Qtr	2nd Qtr	3rd Qtr	4th Qtr	1st Half	2nd Half	Total
Time of possession	07:49	06:55	09:21	08:08	14:44	17:29	32:13
3rd down conversions	3-5	2-3	1-6	1-5	5-8	2-11	7-19
Average field position	N06	N44	N20	V48	N29	N33	N32
4th down conversions	0-0	0-0	0-0	0-1	0-0	0-1	0-1

Team	Qtr	Drive Started			Drive Ended			Consumed	
		Spot	Time	Obtained	Spot	Time	How lost	PI - Yds	TOP
VA	1st	V50	15:00	Kickoff	N38	12:54	Punt	4 - 12	2:06
VA		V40	10:26	Punt	V43	08:28	Punt	3 - 3	1:58
VA		V28	03:07	Missed FG	N00	10:37	*TOUCHDOWN	14 - 72	7:30
VA	2nd	V26	05:20	Kickoff	V28	04:32	Interception	2 - 2	0:48
VA		V35	04:27	Kickoff	N34	01:42	Missed FG	8 - 31	2:45
VA		V29	00:09	Punt	V31	00:00	End of half	1 - 2	0:09
VA	3rd	V37	13:39	Punt	V38	12:51	Punt	3 - 1	0:48
VA		V47	12:21	Interception	V47	11:58	Punt	3 - 0	0:23
VA		V35	09:36	Punt	V38	08:40	Punt	3 - 3	0:56
VA		N37	06:36	Punt	N40	05:08	Punt	3 - (3)	1:28
VA		V49	04:14	Punt	V49	02:45	Punt	3 - 0	1:29
VA		V40	02:26	Kickoff	N00	02:19	*TOUCHDOWN	1 - 60	0:07
VA		V33	00:28	Punt	N40	12:36	Punt	6 - 27	2:52
VA	4th	N40	11:47	Interception	N33	09:46	Downs	4 - 7	2:01
VA		V04	06:19	Punt	V04	06:08	Interception	2 - 0	0:11
VA		V41	06:08	Kickoff	N41	04:40	Interception	5 - 18	1:28
VA		V25	00:00	Punt	V25	03:22	Fumble	0 - 0	0:00
VA		V20	01:42	Downs	V14	00:54	Downs	4 - (6)	0:48

Virginia	1st Qtr	2nd Qtr	3rd Qtr	4th Qtr	1st Half	2nd Half	Total
Time of possession	07:11	08:05	05:39	06:52	15:16	12:31	27:47
3rd down conversions	1-3	4-5	0-5	0-4	5-8	0-9	5-17
Average field position	V39	V30	V43	V31	V34	V39	V37
4th down conversions	0-0	0-0	0-0	0-3	0-0	0-3	0-3



**Drive Chart (By Quarter) (Final)**  
**2011 University of Virginia Football**  
**NC State vs Virginia (Oct 22, 2011 at Charlottesville, Va.)**



Team	Qtr	Drive Started			Drive Ended			Consumed	
		Spot	Time	Obtained	Spot	Time	How lost	Pl - Yds	TOP
VA	1st	V50	15:00	Kickoff	N38	12:54	Punt	4 - 12	2:06
ST		N02	12:54	Punt	N25	10:26	Punt	6 - 23	2:28
VA		V40	10:26	Punt	V43	08:28	Punt	3 - 3	1:58
ST	2nd	N11	08:28	Punt	V24	03:07	Missed FG	13 - 65	5:21
VA		V28	03:07	Missed FG	N00	10:37	*TOUCHDOWN	14 - 72	7:30
ST		N30	10:37	Kickoff	V00	05:20	*TOUCHDOWN	10 - 70	5:17
VA		V26	05:20	Kickoff	V28	04:32	Interception	2 - 2	0:48
ST		V33	04:32	Interception	V00	04:27	*TOUCHDOWN	1 - 33	0:05
VA		V35	04:27	Kickoff	N34	01:42	Missed FG	8 - 31	2:45
ST	3rd	N35	01:42	Missed FG	N39	00:09	Punt	3 - 4	1:33
VA		V29	00:09	Punt	V31	00:00	End of half	1 - 2	0:09
ST		N21	15:00	Kickoff	N27	13:39	Punt	3 - 6	1:21
VA		V37	13:39	Punt	V38	12:51	Punt	3 - 1	0:48
ST		N23	12:51	Punt	N29	12:21	Interception	2 - 6	0:30
VA		V47	12:21	Interception	V47	11:58	Punt	3 - 0	0:23
ST		N17	11:58	Punt	N30	09:36	Punt	5 - 13	2:22
VA		V35	09:36	Punt	V38	08:40	Punt	3 - 3	0:56
ST		N13	08:40	Punt	N18	06:36	Punt	3 - 5	2:04
VA		N37	06:36	Punt	N40	05:08	Punt	3 - (3)	1:28
ST		N17	05:08	Punt	N20	04:14	Punt	3 - 3	0:54
VA		4th	V49	04:14	Punt	V49	02:45	Punt	3 - 0
ST	N21		02:45	Punt	V00	02:26	*TOUCHDOWN	3 - 79	0:19
VA	V40		02:26	Kickoff	N00	02:19	*TOUCHDOWN	1 - 60	0:07
ST	N28		02:19	Kickoff	N28	00:28	Punt	3 - 0	1:51
VA	V33		00:28	Punt	N40	12:36	Punt	6 - 27	2:52
ST	N20		12:36	Punt	N23	11:47	Interception	3 - 3	0:49
VA	N40		11:47	Interception	N33	09:46	Downs	4 - 7	2:01
ST	N33		09:46	Downs	V38	06:19	Punt	7 - 29	3:27
VA	V04		06:19	Punt	V04	06:08	Interception	2 - 0	0:11
ST	V00		06:08	Interception	V00	06:08	*TOUCHDOWN	0 - 0	0:00
VA		V41	06:08	Kickoff	N41	04:40	Interception	5 - 18	1:28
ST		N49	04:40	Interception	V48	03:22	Punt	4 - 3	1:18
VA		V25	00:00	Punt	V25	03:22	Fumble	0 - 0	0:00
ST		V25	03:22	Fumble	V20	01:42	Downs	4 - 5	1:40
VA		V20	01:42	Downs	V14	00:54	Downs	4 - (6)	0:48
ST		V14	00:54	Downs	V16	00:00	End of half	2 - (2)	0:54





# Play-by-Play Summary (1st quarter)

## NC State vs Virginia (Oct 22, 2011 at Charlottesville, Va.)



NC State wins toss, defers, UVa to receive and defend north end zone

- 1-10 ST 30 PENALTY ST offside 5 yards to the ST25.
  - Sade, N. kickoff 73 yards to the VA2, Shepherd,K return 48 yards to the 50 yardline (Sade, N.;Johnson, D.).
  - 1-10 VA 50 Jones,P rush for 11 yards to the ST39, 1ST DOWN VA (Wolff, E.). R1
  - 1-10 ST 39 Jones,P rush for 1 yard to the ST38 (Kuhn, M.).
  - 2-9 ST 38 Rocco,M pass complete to Milien,M for no gain to the ST38.
  - 3-9 ST 38 Rocco,M pass incomplete to Smith,T.
  - 4-9 ST 38 Howell,J punt 36 yards to the ST2, downed.
- 4 plays, 12 yards, 2:06*

**NC STATE drive start at 12:54.**

- 1-10 ST 02 Washington, J. rush for 4 yards to the ST6 (Greer,S;Conrath,M).
  - 2-6 ST 06 Washington, J. rush for 5 yards to the ST11 (Jenkins,N;Greer,S).
  - 3-1 ST 11 Washington, J. rush for 7 yards to the ST18, 1ST DOWN ST (Mosley,C). R1
  - 1-10 ST 18 Washington, J. rush for 2 yards to the ST20 (Greer,S;Conrath,M).
  - 2-8 ST 20 Glennon, M. pass complete to Smith, J. for 5 yards to the ST25, out-of-bounds.
  - 3-3 ST 25 Glennon, M. pass incomplete to Underwood, B. (Reynolds,L).
  - 4-3 ST 25 Baumann, W. punt 35 yards to the VA40, fair catch by Terrell,D.
- 6 plays, 23 yards, 2:28*

**VIRGINIA drive start at 10:26.**

- 1-10 VA 40 Parks,K rush for no gain to the VA40.
  - 2-10 VA 40 Rocco,M pass complete to Parks,K for 2 yards to the VA42 (Manning, T.;Smith, R.).
  - 3-8 VA 42 Rocco,M pass complete to Jennings,D for 1 yard to the VA43 (Bishop, B.;Manning, T.).
  - 4-7 VA 43 Howell,J punt 46 yards to the ST11, fair catch by Smith, R..
- 3 plays, 3 yards, 1:58*

**NC STATE drive start at 08:28.**

- 1-10 ST 11 Glennon, M. pass incomplete to Underwood, B..
  - 2-10 ST 11 Washington, J. rush for 9 yards to the ST20 (Greer,S;Schautz,B).
  - 3-1 ST 20 Washington, J. rush for 3 yards to the ST23, 1ST DOWN ST (Greer,S). R2
  - 1-10 ST 23 Washington, J. rush for 2 yards to the ST25 (Conrath,M).
  - 2-8 ST 25 Glennon, M. pass complete to Creecy, T. for 6 yards to the ST31 (Hill,W;Conrath,M).
  - 3-2 ST 31 Creecy, T. rush for 16 yards to the ST47, 1ST DOWN ST (McLeod,R). R3
  - 1-10 ST 47 Glennon, M. pass complete to Smith, J. for 16 yards to the VA37, 1ST DOWN ST (Mosley,C). P4
  - 1-10 VA 37 Glennon, M. pass incomplete to Howard, S..
  - 2-10 VA 37 Glennon, M. pass incomplete to Payton, Q..
  - 3-10 VA 37 PENALTY VA holding (McLeod,R) 10 yards to the VA27, 1ST DOWN ST. X5
  - 1-10 VA 27 Creecy, T. rush for 2 yards to the VA25 (Greer,S).
  - 2-8 VA 25 Glennon, M. pass incomplete to Smith, J. (McLeod,R).
  - 3-8 VA 25 Washington, J. rush for 1 yard to the VA24 (Hill,W;Schautz,B).
  - 4-7 VA 24 Sade, N. field goal attempt from 41 BLOCKED, recovered by VA Greer,S at VA28 spot at VA28, clock 03:07 (blocked by Minnifield,C), TEAM for no gain to the VA28.
- 13 plays, 65 yards, 0:00*
- 1-10 VA 28 Rocco,M pass complete to Smith,T for 6 yards to the VA34 (Amerson, D.).
  - 2-4 VA 34 Jones,P rush for 7 yards to the VA41, 1ST DOWN VA (Ferguson, A.). R2
  - 1-10 VA 41 Jennings,D rush for 1 yard to the VA42 (Manning, T.).
  - 2-9 VA 42 Parks,K rush for 5 yards to the VA47 (Maddox, D.;Johnson, D.).
  - 3-4 VA 47 PENALTY VA holding off-setting, PENALTY ST offside off-setting.
  - 3-4 VA 47 Rocco,M pass complete to Burd,K for 14 yards to the ST39, 1ST DOWN VA (Johnson, D.;Wolff, E.). P3
  - 1-10 ST 39 Clock 00:00.

*5 plays, 33 yards, 0:00*

**Virginia 0, NC State 0**

Quarter Summary	Score	Time Poss	1st Downs				Conversions		Rushing	Passing	Penalties
			R	P	X	T	3rd	4th			
NC State	0	02:28	3	1	1	5	3-5	0-0	10-51	3-8-0-27	1-5
Virginia	0	04:04	2	1	0	3	1-3	0-0	6-25	5-6-0-23	1-10



**Quickie Statistics (1st quarter)**  
**NC State vs Virginia (Oct 22, 2011 at Charlottesville, Va.)**



	<u>ST</u>	<u>VA</u>
Score	0	0
<b>FIRST DOWNS</b>	5	3
<b>RUSHES-YARDS (NET)</b>	10-51	6-25
<b>PASSING YDS (NET)</b>	27	23
Passes Att-Comp-Int	8-3-0	6-5-0
<b>TOTAL OFFENSE PLAYS-YARDS</b>	18-78	12-48
Fumble Returns-Yards	0-0	0-0
Punt Returns-Yards	0-0	0-0
Kickoff Returns-Yards	0-0	1-48
Interception Returns-Yards	0-0	0-0
Punts (Number-Avg)	1-35.0	2-41.0
Fumbles-Lost	0-0	0-0
Penalties-Yards	1-5	1-10
Possession Time	07:49	07:11
Third-Down Conversions	3 of 5	1 of 3
Fourth-Down Conversions	0 of 0	0 of 0
Red-Zone Scores-Chances	0-0	0-0

**NC State**

<u>Rushing</u>	<u>No.</u>	<u>Gain</u>	<u>Loss</u>	<u>Net</u>	<u>TD</u>	<u>Lg</u>	<u>Avg</u>
James Washington	8	33	0	33	0	9	4.1
Tony Creecy	2	18	0	18	0	16	9.0

<u>Passing</u>	<u>C-A-I</u>	<u>Yds</u>	<u>TD</u>	<u>Long</u>	<u>Sack</u>
Mike Glennon	3-8-0	27	0	16	0

<u>Receiving</u>	<u>No.</u>	<u>Yards</u>	<u>TD</u>	<u>Long</u>
Jay Smith	2	21	0	16
Tony Creecy	1	6	0	6

<u>Punting</u>	<u>No.</u>	<u>Yds</u>	<u>Avg</u>	<u>Long</u>	<u>In20</u>	<u>TB</u>
Wil Baumann	1	35	35.0	35	0	0

<u>Punt Returns</u>	<u>No.</u>	<u>Yards</u>	<u>TD</u>	<u>Long</u>

<u>Kick Returns</u>	<u>No.</u>	<u>Yards</u>	<u>TD</u>	<u>Long</u>

<u>Tackles</u>	<u>UA-A</u>	<u>Total</u>	<u>Sacks</u>	<u>TFL</u>
Terrell Manning	1-2	3	0.0	0.0
Dontae Johnson	0-3	3	0.0	0.0
Earl Wolff	1-1	2	0.0	0.0
Markus Kuhn	1-0	1	0.0	0.0

**Virginia**

<u>Rushing</u>	<u>No.</u>	<u>Gain</u>	<u>Loss</u>	<u>Net</u>	<u>TD</u>	<u>Lg</u>	<u>Avg</u>
Perry Jones	3	19	0	19	0	11	6.3
Kevin Parks	2	5	0	5	0	5	2.5
Darius Jennings	1	1	0	1	0	1	1.0

<u>Passing</u>	<u>C-A-I</u>	<u>Yds</u>	<u>TD</u>	<u>Long</u>	<u>Sack</u>
Michael Rocco	5-6-0	23	0	14	0

<u>Receiving</u>	<u>No.</u>	<u>Yards</u>	<u>TD</u>	<u>Long</u>
Kris Burd	1	14	0	14
Tim Smith	1	6	0	6
Kevin Parks	1	2	0	2
Darius Jennings	1	1	0	1

<u>Punting</u>	<u>No.</u>	<u>Yds</u>	<u>Avg</u>	<u>Long</u>	<u>In20</u>	<u>TB</u>
Jimmy Howell	2	82	41.0	46	2	0

<u>Punt Returns</u>	<u>No.</u>	<u>Yards</u>	<u>TD</u>	<u>Long</u>

<u>Kick Returns</u>	<u>No.</u>	<u>Yards</u>	<u>TD</u>	<u>Long</u>
Khalek Shepherd	1	48	0	48

<u>Tackles</u>	<u>UA-A</u>	<u>Total</u>	<u>Sacks</u>	<u>TFL</u>
Steve Greer	2-4	6	0.0	0.0
Matt Conrath	1-3	4	0.0	0.0
Corey Mosley	2-0	2	0.0	0.0
Will Hill	0-2	2	0.0	0.0



## Play-by-Play Summary (2nd quarter)

### NC State vs Virginia (Oct 22, 2011 at Charlottesville, Va.)



1-10	ST 39	Start of 2nd quarter, clock 15:00.	
1-10	ST 39	Jones,P rush for 2 yards to the ST37, fumble forced by Maddox, D., fumble by Jones,P recovered by VA Jones,P at ST37.	
2-8	ST 37	Rocco,M pass complete to Parks,K for 7 yards to the ST30 (Wilson, C.;Manning, T.).	
3-1	ST 30	Parks,K rush for 5 yards to the ST25, 1ST DOWN VA (Wilson, C.;McGill, T.).	R4
1-10	ST 25	Rocco,M pass incomplete to Burd,K.	
2-10	ST 25	Richardson,C rush for 5 yards to the ST20 (Bishop, B.).	
3-5	ST 20	Rocco,M rush for 6 yards to the ST14, 1ST DOWN VA, out-of-bounds (Maddox, D.).	R5
1-10	ST 14	Richardson,C rush for 4 yards to the ST10 (Cole, A.;Frandsen, M.).	
2-6	ST 10	Richardson,C rush for 4 yards to the ST6 (Wolff, E.).	
3-2	ST 06	Rocco,M pass complete to Richardson,C for 6 yards to the ST0, 1ST DOWN VA, TOUCHDOWN, clock 10:37.	P6
1-G	ST 03	Randolph,R kick attempt good.	

#### Virginia 7, NC State 0

*14 plays, 72 yards, 4:23*

Hinkebein,C kickoff 65 yards to the ST5, Amerson, D. return 25 yards to the ST30 (Mack,K;Oden,B).

#### NC STATE drive start at 10:37.

1-10	ST 30	Glennon, M. pass complete to Creecy, T. for 14 yards to the ST44, 1ST DOWN ST (Greer,S).	P6
1-10	ST 44	Creecy, T. rush for 4 yards to the ST48 (Hill,W;Walcott,A).	
2-6	ST 48	Glennon, M. pass complete to Creecy, T. for 12 yards to the VA40, 1ST DOWN ST (Walcott,A).	P7
1-10	VA 40	Washington, J. rush for 6 yards to the VA34 (Reynolds,L).	
2-4	VA 34	Washington, J. rush for no gain to the VA34 (Greer,S;Nicholson,D).	
3-4	VA 34	Glennon, M. rush for 11 yards to the VA23, 1ST DOWN ST.	R8
1-10	VA 23	Glennon, M. pass complete to Underwood, B. for 13 yards to the VA10, 1ST DOWN ST (Minnifield,C).	P9
1-G	VA 10	Creecy, T. rush for 4 yards to the VA6 (Reynolds,L;Schautz,B).	
2-G	VA 06	Creecy, T. rush for 1 yard to the VA5 (McLeod,R;Jenkins,N).	
3-G	VA 05	Glennon, M. pass complete to Creecy, T. for 5 yards to the VA0, TOUCHDOWN, clock 05:20.	
1-G	VA 03	Sade, N. kick attempt good.	

#### Virginia 7, NC State 7

*10 plays, 70 yards, 5:17*

Sade, N. kickoff 67 yards to the VA3, Jennings,D return 23 yards to the VA26 (Haynes, D.;Smith, R.).

#### VIRGINIA drive start at 05:20.

1-10	VA 26	PENALTY VA false start (Phillips,C) 5 yards to the VA21.	
1-15	VA 21	Jones,P rush for 7 yards to the VA28 (Bishop, B.;Amerson, D.).	
2-8	VA 28	Wafford,D pass intercepted by Amerson, D. at the VA33, Amerson, D. return 0 yards to the VA33.	

*2 plays, 2 yards, 0:48*

#### NC STATE drive start at 04:32.

*play reviewed and upheld*

1-10	VA 33	Glennon, M. pass complete to Underwood, B. for 33 yards to the VA0, 1ST DOWN ST, TOUCHDOWN, clock 04:27.	P10
1-G	VA 03	Sade, N. kick attempt good.	

#### NC State 14, Virginia 7

*1 play, 33 yards, 0:05*

Sade, N. kickoff 63 yards to the VA7, Jennings,D return 28 yards to the VA35 (Amerson, D.;Winkles, L.).

#### VIRGINIA drive start at 04:27.

1-10	VA 35	Jones,P rush for 13 yards to the VA48, 1ST DOWN VA (Bishop, B.;Amerson, D.).	R7
1-10	VA 48	Rocco,M pass incomplete to Parks,K, dropped pass.	
2-10	VA 48	Parks,K rush for 8 yards to the ST44 (Bishop, B.;Amerson, D.).	
3-2	ST 44	Richardson,C rush for 4 yards to the ST40, 1ST DOWN VA (Smith, R.).	R8
1-10	ST 40	Rocco,M pass incomplete to Burd,K.	
2-10	ST 40	Rocco,M pass incomplete to Smith,T.	
3-10	ST 40	Rocco,M rush for 6 yards to the ST34 (Kuhn, M.;Maddox, D.).	
4-4	ST 34	Timeout Virginia, clock 01:47.	
4-4	ST 34	Randolph,R field goal attempt from 52 MISSED - wide left, spot at ST35, clock 01:42.	

*8 plays, 31 yards, 2:45*

#### NC STATE drive start at 01:42.

1-10	ST 35	Glennon, M. pass complete to Howard, S. for loss of 1 yard to the ST34 (Johnson,C;Walcott,A).	
2-11	ST 34	Washington, J. rush for 2 yards to the ST36 (Conrath,M).	
3-9	ST 36	Washington, J. rush for 3 yards to the ST39 (Reynolds,L;Greer,S).	
4-6	ST 39	Timeout Virginia, clock 00:15.	
4-6	ST 39	Baumann, W. punt 32 yards to the VA29, fair catch by Terrell,D.	

*3 plays, 4 yards, 1:33*

#### VIRGINIA drive start at 00:09.



**Play-by-Play Summary (2nd quarter)**  
**NC State vs Virginia (Oct 22, 2011 at Charlottesville, Va.)**



1-10 VA 29

Jones,P rush for 2 yards to the VA31 (Norman, A.).  
End of half, clock 00:00.

*1 play, 2 yards, 0:09*

Quarter Summary	Score	Time Poss	1st Downs				Conversions		Rushing	Passing	Penalties
			R	P	X	T	3rd	4th			
NC State	14	11:18	3	1	1	5	3-5	0-0	10-51	3-8-0-27	1-5
Virginia	7	08:05	2	1	0	3	1-3	0-0	6-25	5-6-0-23	1-10



**Quickie Statistics (Halftime)**  
**NC State vs Virginia (Oct 22, 2011 at Charlottesville, Va.)**



	<u>ST</u>	<u>VA</u>
Score	14	7
<b>FIRST DOWNS</b>	10	8
<b>RUSHES-YARDS (NET)</b>	18-82	18-91
<b>PASSING YDS (NET)</b>	103	36
Passes Att-Comp-Int	14-9-0	13-7-1
<b>TOTAL OFFENSE PLAYS-YARDS</b>	32-185	31-127
Fumble Returns-Yards	0-0	0-0
Punt Returns-Yards	0-0	0-0
Kickoff Returns-Yards	1-25	3-99
Interception Returns-Yards	1-0	0-0
Punts (Number-Avg)	2-33.5	2-41.0
Fumbles-Lost	0-0	1-0
Penalties-Yards	1-5	2-15
Possession Time	14:44	15:16
Third-Down Conversions	5 of 8	5 of 8
Fourth-Down Conversions	0 of 0	0 of 0
Red-Zone Scores-Chances	1-1	1-1

**NC State**

<u>Rushing</u>	<u>No.</u>	<u>Gain</u>	<u>Loss</u>	<u>Net</u>	<u>TD</u>	<u>Lg</u>	<u>Avg</u>
James Washington	12	44	0	44	0	9	3.7
Tony Creecy	5	27	0	27	0	16	5.4
Mike Glennon	1	11	0	11	0	11	11.0

<u>Passing</u>	<u>C-A-I</u>	<u>Yds</u>	<u>TD</u>	<u>Long</u>	<u>Sack</u>
Mike Glennon	9-14-0	103	2	33	0

<u>Receiving</u>	<u>No.</u>	<u>Yards</u>	<u>TD</u>	<u>Long</u>
Tony Creecy	4	37	1	14
Bryan Underwood	2	46	1	33
Jay Smith	2	21	0	16
Steven Howard	1	-1	0	0

<u>Punting</u>	<u>No.</u>	<u>Yds</u>	<u>Avg</u>	<u>Long</u>	<u>In20</u>	<u>TB</u>
Wil Baumann	2	67	33.5	35	0	0

<u>Punt Returns</u>	<u>No.</u>	<u>Yards</u>	<u>TD</u>	<u>Long</u>

<u>Kick Returns</u>	<u>No.</u>	<u>Yards</u>	<u>TD</u>	<u>Long</u>
David Amerson	1	25	0	25

<u>Tackles</u>	<u>UA-A</u>	<u>Total</u>	<u>Sacks</u>	<u>TFL</u>
Brandan Bishop	1-4	5	0.0	0.0
David Amerson	1-4	5	0.0	0.0
Dwayne Maddox	2-2	4	0.0	0.0
Terrell Manning	1-3	4	0.0	0.0

**Virginia**

<u>Rushing</u>	<u>No.</u>	<u>Gain</u>	<u>Loss</u>	<u>Net</u>	<u>TD</u>	<u>Lg</u>	<u>Avg</u>
Perry Jones	7	43	0	43	0	13	6.1
Kevin Parks	4	18	0	18	0	8	4.5
Clifton Richardson	4	17	0	17	0	5	4.2
Michael Rocco	2	12	0	12	0	6	6.0

<u>Passing</u>	<u>C-A-I</u>	<u>Yds</u>	<u>TD</u>	<u>Long</u>	<u>Sack</u>
Michael Rocco	7-12-0	36	1	14	0
David Watford	0-1-1	0	0	0	0

<u>Receiving</u>	<u>No.</u>	<u>Yards</u>	<u>TD</u>	<u>Long</u>
Kevin Parks	2	9	0	7
Kris Burd	1	14	0	14
Tim Smith	1	6	0	6
Clifton Richardson	1	6	1	6

<u>Punting</u>	<u>No.</u>	<u>Yds</u>	<u>Avg</u>	<u>Long</u>	<u>In20</u>	<u>TB</u>
Jimmy Howell	2	82	41.0	46	2	0

<u>Punt Returns</u>	<u>No.</u>	<u>Yards</u>	<u>TD</u>	<u>Long</u>

<u>Kick Returns</u>	<u>No.</u>	<u>Yards</u>	<u>TD</u>	<u>Long</u>
Darius Jennings	2	51	0	28
Khalek Shepherd	1	48	0	48

<u>Tackles</u>	<u>UA-A</u>	<u>Total</u>	<u>Sacks</u>	<u>TFL</u>
Steve Greer	3-6	9	0.0	0.0
Matt Conrath	2-3	5	0.0	0.0
LaRoy Reynolds	1-2	3	0.0	0.0
Ausar Walcott	1-2	3	0.0	0.5

<u>Qtr</u>	<u>Time</u>	<u>Scoring Play</u>	<u>V-H</u>
2nd	10:37	VA - Clifton Richardson 6 yd pass from Michael Rocco (Robert Randolph kick), 14-72 7:30	0 - 7
	05:20	ST - Tony Creecy 5 yd pass from Mike Glennon (Niklas Sade kick), 10-70 5:17	7 - 7
	04:27	ST - Bryan Underwood 33 yd pass from Mike Glennon (Niklas Sade kick), 1-33 0:05	14 - 7



# Play-by-Play Summary (3rd quarter)

## NC State vs Virginia (Oct 22, 2011 at Charlottesville, Va.)



Start of 3rd quarter, clock 15:00, VA ball on VA30.  
Hinkebein,C kickoff 62 yards to the ST8, Graham, T. return 13 yards to the ST21 (McGee,J).

**NC STATE drive start at 15:00.**

1-10 ST 21 Washington, J. rush for 2 yards to the ST23 (Snyder,J;Conrath,M).  
 2-8 ST 23 Glennon, M. pass complete to Creecy, T. for 4 yards to the ST27 (Minnifield,C;Walcott,A).  
 3-4 ST 27 Glennon, M. pass incomplete to Bryan, G., dropped pass.  
 4-4 ST 27 Baumann, W. punt 36 yards to the VA37, fair catch by Terrell,D.  
*3 plays, 6 yards, 1:21*

**VIRGINIA drive start at 13:39.**

1-10 VA 37 Jones,P rush for 1 yard to the VA38 (Kuhn, M.;Manning, T.).  
 2-9 VA 38 Rocco,M pass incomplete to Smith,T.  
 3-9 VA 38 Rocco,M pass incomplete to Smith,T, dropped pass.  
 4-9 VA 38 Howell,J punt 39 yards to the ST23, fair catch by Graham, T..  
*3 plays, 1 yard, 0:48*

**NC STATE drive start at 12:51.**

1-10 ST 23 Glennon, M. pass complete to Washington, J. for 6 yards to the ST29, out-of-bounds (McLeod,R).  
 2-4 ST 29 Glennon, M. pass intercepted by McLeod,R at the VA47, McLeod,R return 0 yards to the VA47.  
*2 plays, 6 yards, 0:30*

**VIRGINIA drive start at 12:21.**

1-10 VA 47 Rocco,M pass incomplete to Parks,K.  
 2-10 VA 47 Rocco,M pass incomplete to Milien,M (Kuhn, M.).  
 3-10 VA 47 Rocco,M pass incomplete to Smith,T.  
 4-10 VA 47 Howell,J punt 36 yards to the ST17, downed.  
*3 plays, 0 yards, 0:23*

**NC STATE drive start at 11:58.**

1-10 ST 17 Creecy, T. rush for 2 yards to the ST19 (Schautz,B).  
 2-8 ST 19 Glennon, M. pass complete to Smith, J. for 10 yards to the ST29, 1ST DOWN ST (Joseph,D).  
 1-10 ST 29 Graham, T. rush for loss of 5 yards to the ST24 (Reynolds,L;Minnifield,C).  
 2-15 ST 24 Glennon, M. pass incomplete to Payton, Q..  
 3-15 ST 24 Glennon, M. pass complete to Payton, Q. for 6 yards to the ST30 (Greer,S;Schautz,B).  
 4-9 ST 30 Baumann, W. punt 35 yards to the VA35, fair catch by Terrell,D.  
*5 plays, 13 yards, 2:22*

P11

**VIRGINIA drive start at 09:36.**

1-10 VA 35 Jones,P rush for 3 yards to the VA38 (Manning, T.).  
 2-7 VA 38 Rocco,M pass incomplete to Jones,P, dropped pass.  
 3-7 VA 38 Rocco,M pass incomplete to Jennings,D.  
 4-7 VA 38 Howell,J punt 49 yards to the ST13, downed.  
*3 plays, 3 yards, 0:56*

**NC STATE drive start at 08:40.**

1-10 ST 13 Creecy, T. rush for loss of 1 yard to the ST12 (Conrath,M;Johnson,C).  
 2-11 ST 12 Glennon, M. pass complete to Creecy, T. for 5 yards to the ST17 (Taliaferro,A).  
 3-6 ST 17 Glennon, M. pass complete to Graham, T. for 1 yard to the ST18 (Nicholson,D).  
 4-5 ST 18 Baumann, W. punt 34 yards to the VA48, PENALTY ST kick catching interference 15 yards to the ST37, 1st and 10, VA ball on ST37.  
*3 plays, 5 yards, 2:04*

**VIRGINIA drive start at 06:36.**

1-10 ST 37 Jones,P rush for 3 yards to the ST34 (Sweezy, J.;Manning, T.).  
 2-7 ST 34 Watford,D pass incomplete to Jennings,D.  
 3-7 ST 34 Parks,K rush for loss of 6 yards to the ST40 (Norman, A.).  
 4-13 ST 40 Howell,J punt 23 yards to the ST17, out-of-bounds.  
*3 plays, minus 3 yards, 1:28*

**NC STATE drive start at 05:08.**

1-10 ST 17 Washington, J. rush for 3 yards to the ST20 (Greer,S;Walcott,A).  
 2-7 ST 20 Glennon, M. pass incomplete.  
 3-7 ST 20 Glennon, M. pass incomplete to Graham, T., dropped pass.  
 4-7 ST 20 Baumann, W. punt 31 yards to the VA49, fair catch by Terrell,D.  
*3 plays, 3 yards, 0:54*

**VIRGINIA drive start at 04:14.**

1-10 VA 49 Jones,P rush for loss of 3 yards to the VA46 (Crawford, W.;Frandsen, M.).  
 2-13 VA 46 Jones,P rush for 3 yards to the VA49 (Maddox, D.).  
 3-10 VA 49 Watford,D pass incomplete to Smith,T (Wolff, E.).  
 4-10 VA 49 Howell,J punt 30 yards to the ST21, downed.  
*3 plays, 0 yards, 1:29*

**NC STATE drive start at 02:45.**

1-10 ST 21 Glennon, M. pass incomplete to Washington, J..  
 2-10 ST 21 Glennon, M. pass incomplete to Underwood, B..  
 3-10 ST 21 Glennon, M. pass complete to Underwood, B. for 79 yards to the VA0, 1ST DOWN ST, TOUCHDOWN, clock 02:26.

P12



## Play-by-Play Summary (3rd quarter)

### NC State vs Virginia (Oct 22, 2011 at Charlottesville, Va.)



1-G VA 03 Sade, N. kick attempt good.

**NC State 21, Virginia 7**

*3 plays, 79 yards, 0:19*

Sade, N. kickoff 62 yards to the VA8, out-of-bounds, VA ball on VA40.

**VIRGINIA drive start at 02:26.**

1-10 VA 40 Watford, D pass complete to Smith, T for 60 yards to the ST0, 1ST DOWN VA, TOUCHDOWN, clock 02:19. P9

1-G ST 03 Randolph, R kick attempt good.

**NC State 21, Virginia 14**

*1 play, 60 yards, 0:07*

Hinkebein, C kickoff 66 yards to the ST4, Graham, T. return 24 yards to the ST28, out-of-bounds (Harris, A).

**NC STATE drive start at 02:19.**

1-10 ST 28 Glennon, M. pass complete to Creecy, T. for loss of 4 yards to the ST24 (Greer, S).  
 2-14 ST 24 Glennon, M. pass incomplete to Howard, S..  
 3-14 ST 24 Glennon, M. pass complete to Howard, S. for 4 yards to the ST28 (Reynolds, L).  
 4-10 ST 28 Baumann, W. punt 49 yards to the VA23, Terrell, D return 10 yards to the VA33 (Wolff, E.; Haynes, D.).

*3 plays, 0 yards, 1:51*

**VIRGINIA drive start at 00:28.**

1-10 VA 33 Jones, P rush for 7 yards to the VA40 (Manning, T.).  
 2-3 VA 40 Clock 00:00.

Quarter Summary	Score	Time Poss	1st Downs				Conversions		Rushing	Passing	Penalties
			R	P	X	T	3rd	4th			
NC State	7	09:21	4	5	1	10	5-8	0-0	18-82	9-14-0-103	1-5
Virginia	7	05:39	6	2	0	8	5-8	0-0	18-91	7-13-1-36	2-15



Quickie Statistics (3rd quarter)  
 NC State vs Virginia (Oct 22, 2011 at Charlottesville, Va.)



	ST	VA
Score	21	14
<b>FIRST DOWNS</b>	12	9
<b>RUSHES-YARDS (NET)</b>	23-83	25-99
<b>PASSING YDS (NET)</b>	214	96
Passes Att-Comp-Int	31-18-1	23-8-1
<b>TOTAL OFFENSE PLAYS-YARDS</b>	54-297	48-195
Fumble Returns-Yards	0-0	0-0
Punt Returns-Yards	0-0	1-10
Kickoff Returns-Yards	3-62	3-99
Interception Returns-Yards	1-0	1-0
Punts (Number-Avg)	7-36.0	7-37.0
Fumbles-Lost	0-0	1-0
Penalties-Yards	2-20	2-15
Possession Time	24:05	20:55
Third-Down Conversions	6 of 14	5 of 13
Fourth-Down Conversions	0 of 0	0 of 0
Red-Zone Scores-Chances	1-1	1-1

**NC State**

Rushing	No.	Gain	Loss	Net	TD	Lg	Avg
James Washington	14	49	0	49	0	9	3.5
Tony Creecy	7	29	1	28	0	16	4.0
Mike Glennon	1	11	0	11	0	11	11.0
T.J. Graham	1	0	5	-5	0	0	-5.0

Passing	C-A-I	Yds	TD	Long	Sack
Mike Glennon	18-31-1	214	3	79	0

Receiving	No.	Yards	TD	Long
Tony Creecy	7	42	1	14
Bryan Underwood	3	125	2	79
Jay Smith	3	31	0	16
Steven Howard	2	3	0	4

Punting	No.	Yds	Avg	Long	In20	TB
Wil Baumann	7	252	36.0	49	0	0

Punt Returns	No.	Yards	TD	Long

Kick Returns	No.	Yards	TD	Long
T.J. Graham	2	37	0	24
David Amerson	1	25	0	25

Tackles	UA-A	Total	Sacks	TFL
Terrell Manning	3-5	8	0.0	0.0
Dwayne Maddox	3-2	5	0.0	0.0
Brandan Bishop	1-4	5	0.0	0.0
David Amerson	1-4	5	0.0	0.0

**Virginia**

Rushing	No.	Gain	Loss	Net	TD	Lg	Avg
Perry Jones	13	60	3	57	0	13	4.4
Clifton Richardson	4	17	0	17	0	5	4.2
Michael Rocco	2	12	0	12	0	6	6.0
Kevin Parks	5	18	6	12	0	8	2.4

Passing	C-A-I	Yds	TD	Long	Sack
Michael Rocco	7-19-0	36	1	14	0
David Watford	1-4-1	60	1	60	0

Receiving	No.	Yards	TD	Long
Tim Smith	2	66	1	60
Kevin Parks	2	9	0	7
Kris Burd	1	14	0	14
Clifton Richardson	1	6	1	6

Punting	No.	Yds	Avg	Long	In20	TB
Jimmy Howell	7	259	37.0	49	5	0

Punt Returns	No.	Yards	TD	Long
Dominique Terrell	1	10	0	10

Kick Returns	No.	Yards	TD	Long
Darius Jennings	2	51	0	28
Khalek Shepherd	1	48	0	48

Tackles	UA-A	Total	Sacks	TFL
Steve Greer	4-8	12	0.0	1.0
Matt Conrath	2-5	7	0.0	0.5
LaRoy Reynolds	2-3	5	0.0	0.5
Bill Schautz	1-4	5	0.0	0.0

Qtr	Time	Scoring Play	V-H
2nd	10:37	VA - Clifton Richardson 6 yd pass from Michael Rocco (Robert Randolph kick), 14-72 7:30	0 - 7
	05:20	ST - Tony Creecy 5 yd pass from Mike Glennon (Niklas Sade kick), 10-70 5:17	7 - 7
	04:27	ST - Bryan Underwood 33 yd pass from Mike Glennon (Niklas Sade kick), 1-33 0:05	14 - 7
3rd	02:26	ST - Bryan Underwood 79 yd pass from Mike Glennon (Niklas Sade kick), 3-79 0:19	21 - 7
	02:19	VA - Tim Smith 60 yd pass from David Watford (Robert Randolph kick), 1-60 0:07	21 - 14





# Play-by-Play Summary (4th quarter)

## NC State vs Virginia (Oct 22, 2011 at Charlottesville, Va.)



2-3 VA 40 Start of 4th quarter, clock 15:00.  
 2-3 VA 40 Jones,P rush for 4 yards to the VA44, 1ST DOWN VA (Smith, R.).  
 1-10 VA 44 Watford,D rush for 13 yards to the ST43, 1ST DOWN VA (Bishop, B.).  
 1-10 ST 43 Watford,D pass incomplete to Jennings,D.  
 2-10 ST 43 Richardson,C rush for 2 yards to the ST41 (Maddox, D.;Bishop, B.).  
 3-8 ST 41 Watford,D rush for 1 yard to the ST40 (Maddox, D.;Slay, B.).  
 4-7 ST 40 Howell,J punt 40 yards to the ST0, touchback.

R10  
R11

*6 plays, 27 yards, 2:52*

**NC STATE drive start at 12:36.**

1-10 ST 20 Glennon, M. pass incomplete to Graham, T..  
 2-10 ST 20 Creecy, T. rush for 3 yards to the ST23 (Schautz,B).  
 3-7 ST 23 Glennon, M. pass intercepted by Mosley,C at the ST40, Mosley,C return 0 yards to the ST40.

*3 plays, 3 yards, 0:49*

**VIRGINIA drive start at 11:47.**

1-10 ST 40 Jones,P rush for 1 yard to the ST39 (Manning, T.;Cole, A.).  
 2-9 ST 39 Parks,K rush for 5 yards to the ST34 (Slay, B.).  
 3-4 ST 34 Parks,K rush for 1 yard to the ST33 (Cole, A.).  
 4-3 ST 33 Watford,D pass incomplete to Jones,P.

*4 plays, 7 yards, 2:01*

**NC STATE drive start at 09:46.**

1-10 ST 33 Washington, J. rush for 2 yards to the ST35 (Johnson,C;Conrath,M).  
 2-8 ST 35 Glennon, M. pass complete to Graham, T. for 7 yards to the ST42 (Reynolds,L;Minnifield,C).  
 3-1 ST 42 Washington, J. rush for 4 yards to the ST46, 1ST DOWN ST (Nicholson,D).  
 1-10 ST 46 Glennon, M. pass complete to Smith, J. for 10 yards to the VA44, 1ST DOWN ST (Reynolds,L).  
 1-10 VA 44 Washington, J. rush for 1 yard to the VA43 (Snyder,J).  
 2-9 VA 43 Washington, J. rush for 5 yards to the VA38 (Greer,S;Taliaferro,A).  
 3-4 VA 38 Glennon, M. pass incomplete to Howard, S..  
 4-4 VA 38 Baumann, W. punt 34 yards to the VA4, downed.

*7 plays, 29 yards, 3:27*

**VIRGINIA drive start at 06:19.**

1-10 VA 04 Watford,D pass incomplete to Jennings,D.  
 2-10 VA 04 Watford,D pass intercepted by Amerson, D. at the VA12, Amerson, D. return 12 yards to the VA0, TOUCHDOWN, clock 06:08.

*2 plays, 0 yards, 0:11*

1-G VA 03 Timeout NC State, clock 06:08.  
 1-G VA 03 Sade, N. kick attempt good.

**NC State 28, Virginia 14**

Sade, N. kickoff 53 yards to the VA17, Shepherd,K return 24 yards to the VA41 (Amerson, D.).

**VIRGINIA drive start at 06:08.**

1-10 VA 41 Watford,D pass complete to Burd,K for 11 yards to the ST48, 1ST DOWN VA (Cole, A.).  
 1-10 ST 48 PENALTY VA holding (Mihota,A) 10 yards to the VA42.  
 1-20 VA 42 Watford,D sacked for loss of 2 yards to the VA40 (Kuhn, M.).  
 2-22 VA 40 Watford,D pass incomplete to Jennings,D.  
 3-22 VA 40 Watford,D pass complete to Burd,K for 19 yards to the ST41, fumble forced by Cole, A., fumble by Burd,K recovered by VA TEAM at ST41.  
 4-3 ST 41 Watford,D pass intercepted by Bishop, B. at the ST32, Bishop, B. return 17 yards to the ST49 (Moses,M).

*5 plays, 18 yards, 1:28*

**NC STATE drive start at 04:40.**

1-10 ST 49 Washington, J. rush for 1 yard to the 50 yardline, PENALTY ST holding 10 yards to the ST40.  
 1-19 ST 40 1st and 19.  
 1-19 ST 40 Washington, J. rush for 4 yards to the ST44 (Greer,S).  
 2-15 ST 44 Washington, J. rush for 1 yard to the ST45 (Walcott,A;Reynolds,L).  
 3-14 ST 45 Timeout Virginia, clock 03:38.  
 3-14 ST 45 Washington, J. rush for 7 yards to the VA48 (Mosley,C).  
 4-7 VA 48 Timeout Virginia, clock 03:32.  
 4-7 VA 48 Baumann, W. punt 23 yards to the VA25, Terrell,D return 0 yards to the VA25, fumble by Terrell,D recovered by ST Wolff, E. at VA25.

*4 plays, 3 yards, 1:18*

**NC STATE drive start at 03:22.**

1-10 VA 25 Washington, J. rush for 3 yards to the VA22 (McLeod,R).  
 2-7 VA 22 Timeout NC State, timeout Virginia, clock 03:16.  
 2-7 VA 22 Washington, J. rush for 5 yards to the VA17 (Conrath,M).  
 3-2 VA 17 Washington, J. rush for no gain to the VA17 (Reynolds,L).  
 4-2 VA 17 Creecy, T. rush for loss of 3 yards to the VA20 (Conrath,M).

*4 plays, 5 yards, 1:40*

**VIRGINIA drive start at 01:42.**

R13  
P14

P12



**Play-by-Play Summary (4th quarter)  
NC State vs Virginia (Oct 22, 2011 at Charlottesville, Va.)**



1-10 VA 20      Watford,D pass complete to Terrell,D for loss of 1 yard to the VA19 (Maddox, D).  
 2-11 VA 19      PENALTY VA illegal formation 5 yards to the VA14.  
 2-16 VA 14      Watford,D pass incomplete to Jennings,D.  
 3-16 VA 14      Watford,D pass incomplete to Keys,R.  
 4-16 VA 14      Watford,D pass incomplete to Burd,K.

*4 plays, minus 6 yards, 0:48*

**NC STATE drive start at 00:54.**

1-10 VA 14      TEAM rush for loss of 1 yard to the VA15.  
 2-11 VA 15      TEAM rush for loss of 1 yard to the VA16.  
 End of game, clock 00:00.

*2 plays, minus 2 yards, 0:54*

**FINAL SCORE: NC State 28, Virginia 14**

Quarter Summary	Score	Time Poss	1st Downs				Conversions		Rushing	Passing	Penalties
			R	P	X	T	3rd	4th			
NC State	7	08:08	1	1	0	2	1-5	0-1	15-31	2-5-1-17	1-10
Virginia	0	06:52	2	1	0	3	0-4	0-3	8-25	3-12-2-29	2-15



**Participation Report (Final)**  
**2011 University of Virginia Football**  
**NC State vs Virginia (Oct 22, 2011 at Charlottesville, Va.)**



**NC State**

<b>Pos</b>	<b>##</b>	<b>OFFENSE</b>
LT	79	R.J. Mattes
LG	62	Duran Christophe
C	53	Camden Wentz
RG	72	Zach Allen
RT	76	Mikel Overgaard
TE	84	George Bryan
TE	87	Mario Carter
QB	8	Mike Glennon
HB	24	James Washington
WR	86	Jay Smith
WR	80	Bryan Underwood

<b>Pos</b>	<b>##</b>	<b>DEFENSE</b>
DE	55	Brian Slay
DT	91	Markus Kuhn
DT	75	T.Y. McGill
SE	92	Darryl Cato-Bishop
SLB	41	Dwayne Maddox
MLB	42	Audie Cole
WLB	35	Terrell Manning
FC	1	David Amerson
FS	30	Brandan Bishop
BS	27	Earl Wolff
BC	2	Rashard Smith

**Virginia**

<b>Pos</b>	<b>##</b>	<b>OFFENSE</b>
WR	18	Kris Burd
LT	72	Oday Aboushi
LG	63	Austin Pasztor
C	68	Anthony Mihota
RG	70	Luke Bowanko
RT	78	Morgan Moses
TE	89	Colter Phillips
QB	16	Michael Rocco
TB	33	Perry Jones
WR	20	Tim Smith
WR	6	Darius Jennings

<b>Pos</b>	<b>##</b>	<b>DEFENSE</b>
DE	90	Jake Snyder
DT	94	Matt Conrath
DT	96	Nick Jenkins
DE	56	Cam Johnson
SLB	26	Ausar Walcott
MLB	53	Steve Greer
WLB	9	LaRoy Reynolds
CB	1	Demetrious Nicholson
FS	7	Corey Mosley
SS	4	Rodney McLeod
CB	13	Chase Minnifield

NC State: 4F-Tyler Purvis, 5-Rodman Noel, 6-T.J. Graham, 10-Donald Coleman, 20-C.J. Wilson, 25-Dontae Johnson, 26-Tony Creecy, 29-Dean Haynes, 32-Niklas Sade, 36-Wil Baumann, 39-Brandon Pittman, 44-Logan Winkles, 45-Michael Peek, 49-Zach Gentry, 52-J.R. Sweezy, 57-Scott Thompson, 65-A.J. Ferguson, 67-Wayne Crawford, 73-Andy Jomantas, 74-Tyson Chandler, 78-Rob Crisp, 83-Anthony Talbert, 85-Steven Howard, 88-Quintin Payton, 95-Art Norman, 96-Sylvester Crawford, 98-McKay Frandsen.

Virginia: 2J-Jacob Hodges, 2-Dominique Terrell, 3-Robert Randolph, 4F-Matt Fortin, 5-David Watford, 7M-Kyle McCartin, 8-Jimmy Howell, 10-Clifton Richardson, 11-Chris Hinkebein, 17-Miles Gooch, 21-Brandon Phelps, 22-Drequan Hoskey, 23-Dom Joseph, 25-Kevin Parks, 27-Rijo Walker, 28-Anthony Harris, 29-D.J. Hill, 30-Daquan Romero, 34-Terence Fells-Danzer, 36-Max Milien, 37-LoVante Battle, 38-Khalek Shepherd, 39-Tucker Windle, 42-Brian Oden, 43-Kameron Mack, 47-Bill Schautz, 52-Aaron Taliaferro, 71-Matt Mihalik, 83-Jake McGee, 86-Ray Keys, 87-Zachary Swanson, 88-Paul Freedman, 91-Thompson Brown, 93-Will Hill, 99-Brent Urban.



# NC State University

## NC STATE VS. VIRGINIA POSTGAME NOTES

**Pack Gets Win at UVa:** Today's win marks the first Wolfpack victory at Virginia since taking a 30-27 decision on Nov. 25, 1994. State had lost its previous five appearances in Charlottesville before today.

**Wide Outs Out:** The Wolfpack was down two before the first kickoff today at Charlottesville. Senior wide receiver/returner T.J. Graham did not play in the first half for 'not living up to the expectations of a State football player.' In pre-game warmups, wideout Tobais Palmer suffered a concussion and missed the game.

**Smith Gets Start:** Redshirt sophomore Rashard Smith started his first game at cornerback since Oct. 17, 2009 today when he got the nod at the boundary corner. Smith started three games as a true freshman that season, before suffering a torn ACL that kept him sidelined for the entire 2010 campaign. He was also the Pack's starting returner in the first half, as T.J. Graham and Tobais Palmer were both out.

**Players Boast First (and second) Scores:** Redshirt freshman halfback Tony Creecy and redshirt freshman wide receiver Bryan Underwood each scored their first career touchdowns today - both in the first half. Creecy's was on a five-yard pass from Glennon, while Underwood's was a 33-yarder.

Creecy accounted for 64 of the Pack's 185 yards in the first half today, scoring the Pack's first touchdown on a five-yard catch.

Underwood accounted for 12 of the Pack's 28 points today, as he also scored on a 79-yard pass in the third quarter for his second career score.

**Underwood Boasts Longest Catch by Pack Freshman:** Bryan Underwood's 79-yard touchdown catch in the third quarter was the longest catch by a freshman in school history.

**Amerson Steals Two More:** Sophomore cornerback David Amerson picked off his seventh and eighth passes of the season today, solidifying his status as the FBS leader in interceptions. He returned his 12-yard swipe in the fourth quarter for a touchdown - the Pack's first pick-six on the year.

Amerson's eight picks ties the NC State single-season record, which was set by Art Rooney in 1937 and matched by Rooney in 1938. He has now picked off two passes in three games this year, including back-to-back games following today's performance.

**Pick Parade:** In addition to David Amerson's two interceptions, Brandan Bishop pulled in a pick of his own in the fourth quarter. He now has four for the year.

State has picked off two or more passes four times this season, and now owns 15 for the year.

**Glennon Moves Up Single-Season List:** With three touchdowns this afternoon, quarterback Mike Glennon now has 19 for the season. With five regular season games left to play, he now ranks tied for sixth with Jamie Barnette (1997) on the Wolfpack single-season list and is just two scoring throws from taking sole possession of fifth place.

**Defense Stands Strong:** Virginia picked up just 12 first downs on the evening, the fewest total of any Wolfpack opponent this season. The Cavaliers only averaged 3.7 yards per play, also the fewest of any State foe this year.

Final Score: NC State 28, Virginia 14

# **NC State at Virginia**

**Oct. 22, 2011**

## **NC State Head Coach Tom O'Brien Postgame Quotes**

### **Opening statement:**

"Tale of two halves. A lot of offense – especially for us in the first half – but it was definitely a defensive second half. I'm really happy for the kids. It has been a struggle but here we are heading into the second half. To head in with such a big win here and do it the way we did is great. We put together six good quarters of defense so we have to keep that going. Obviously we have some things to work on but the pains aren't as great right now and I'm happy to go home and get ready to play Florida State next week."

### **On playing with a lead:**

"Well I think it helps us a lot. We've always played better from ahead so that was a pretty bizarre situation there in the third quarter when we got a big play for a touchdown and they turned around and got another big play for a touchdown."

### **On missed opportunities:**

"We dropped three touchdowns, I think, in the first quarter. We can't keep dropping the ball but the kids hung in there and kept playing."

### **On defending against Virginia's running game after its performance against Georgia Tech last week:**

"I think the difference was that we stayed in our gaps. A lot of their stuff last week came at the perimeter and that was one thing we weren't going to let them do. If they gashed us, it was going to be inside. They weren't going to run to the boundary on us like they did a week ago. I mean, they probably got 175 yards outside the tight end box last week."

### **On HB Tony Creecy:**

"We think our backs are good pass catchers and any time we can get them on a middle linebacker, we have a chance to make something happen so we've worked hard at that. Both [our backs] can catch the ball and both of them can run once they catch it."

### **On defending against Virginia's running game in the second half:**

"As we talked about earlier, we were going to cut the field off and not let them get to the boundary so once that happened they were forced to bring the ball inside and once that happened we loaded up and played a little heavier inside. They got into a throwing game a little later when we got the lead so they weren't able to stick with it. We were backed up in our own shadow for most of the third and fourth quarter so they had great field position. It was just a better effort by our kids – especially the defense."

# **Virginia vs. NC State**

## **Oct. 22, 2011**

### **Virginia Player Quotes**

#### **Freshman tailback Clifton Richardson**

##### **On his six yard touchdown reception:**

“I came out blocking a linebacker and then threw him off me. I tried to get the quarterback to see me, (Michael) Rocco threw it over and I made the play. Rocco did a great job rolling out and looking down the field.”

##### **On how it feels to have his first touchdown reception:**

“It felt good. I’m trying to make more plays.”

#### **Sophomore quarterback Michael Rocco**

##### **On the flow of the game:**

“We tried to get in a rhythm the first couple of drives and we just kept stalling. The third drive we had a big touchdown that put together a little momentum for us. It was an up-and-down first half, we stalled, then had another couple big plays, then stalled. We weren’t as efficient as we needed to be on offense. Our defense played a great game and we as an offense didn’t do much to help them.”

##### **On how important it is to get into a rhythm:**

“Getting into the flow of the game is very important for both the offense and defense. We didn’t get into a great rhythm tonight. We made some plays and didn’t make some easy ones. I take responsibility for a lot of that. Rhythm is a big thing and we couldn’t get into it tonight.”

##### **On whether NC State did anything defensively that disrupted the offense:**

“Not really, we prepared for it. We didn’t make plays when we needed to. We missed a couple easy opportunities.”

##### **On the road ahead:**

“It’s time to face Miami and turn the page like we tried to do last week after the win. After this loss we have to turn the page and move on. We’ll see where it goes, we are going to play our guts out in Miami and try to get a victory there.”

# NC State at Virginia

## Oct. 22, 2011

### Virginia Game Notes

- Virginia's record went to 4-3 overall, 1-2 in the ACC, 3-2 at home and 21-34-1 all-time vs. NC State.
- The Cavaliers blocked a field goal attempt for the second-consecutive game and third time this season. CB Chase Minnifield blocked the Wolfpack's 41-yard attempt in the first quarter. DT Matt Conrath had blocked field goals at Indiana (Sept. 10) and against Georgia Tech (Oct. 15).
- Virginia finished with 249 yards of total offense, just the second time in Mike London's tenure as head coach that the Cavaliers failed to amass 300 yards of total offense (the other game was the 2010 season finale at Virginia Tech, 291 yards).
- TB Clifton Richardson's 6-yard touchdown reception in the second quarter was the first reception of his career. He became the 13th different Cavalier to make a catch in 2011.
- WR Kris Burd made three catches for 44 yards. With three receptions, he moved into fourth place on UVa's all-time receptions list with 130. He passed John Ford (1984, 1986-88), who had 128 career receptions. No. 3 on the list is Alvin Pearman (2001-04) with 138 catches.
- Burd also moved into seventh place on the all-time UVa receiving list. With 44 yards vs. NC State, he now has 1,724 for his career and passed Heath Miller (2002-04), who finished his career with 1,703 yards. No. 6 on the list is Patrick Jeffers (1992-95) with 1,785 yards.
- QB David Watford's 60-yard touchdown pass to WR Tim Smith in the third quarter was the longest pass of the true freshman's career and the Cavaliers' longest play of the season.
- Watford finished 4-for-16 for 89 yards. With 346 passing yards this year, Watford moved into third place on the list of passing yards by a UVa true freshman. The leader is Scott Gardner (640 yards in 1972). Watford's 71 attempts this season rank second behind Gardner's 115 in '72.
- TB Khalek Shepherd's 48-yard kick-off return on the opening play of the game was the Cavaliers' longest return of the 2011 season and the longest of Shepherd's career.
- PK Robert Randolph attempted a 52-yard field goal in the second quarter, the longest attempt of his career. The attempt was wide left. Randolph is now 11-of-16 attempts in 2011 and 41-of-53 for his career.
- SS Rodney McLeod had his first interception of 2011 in the third quarter. It was the third pick of McLeod's career.
- FS Corey Mosley's interception in the fourth quarter was his first of the season and the fourth of his career.
- DT Matt Conrath set a new career-high with 10 tackles (4 solo and six assisted). His previous career high was nine last week vs. Georgia Tech.
- DE Bill Schautz set a new career-high with six tackles (two solo and four assisted). His previous career high was four against Idaho on Oct. 1.
- Virginia student-athletes donned pink wristbands, socks, shoelaces, helmet shields and gloves and Virginia coaches wore pink undershirts in recognition of Breast Cancer Awareness Month.
- As part of the ACC's Sportsmanship Awareness Week, student-athletes from Virginia and NC State shook hands prior to the contest after the coin toss.

# **NC State at Virginia**

## **Oct. 22, 2011**

### **Virginia Player Quotes**

#### **Freshman quarterback David Watford**

##### **On interceptions:**

“They committed on their preparation for the game this week. We wanted to focus on their safeties and how the safety rotation went. With the cover two, when I threw my first interception, there was a hitch and they just were just sitting on it. They were sitting on a lot of our shallow routes with their cover two.”

##### **On offensive struggles:**

“It was frustrating, but you want to stay positive with the offense. We can score at any point, as you saw with that deep ball to Tim (Smith). We were trying so hard but they were just more prepared than we were today. We have to come back more prepared next week. We have to come back next week with the taste of this loss and we have to use that as motivation to prepare better. We just have to work harder in practice.”

##### **On what he learned from the loss:**

“I threw three interceptions today so I learned a lot. They were in my face early, and when I didn’t try to throw it, someone was always coming back. I just learned that no matter what the outcome is — no matter how well or badly I played — I just have to stay positive for my teammates. I have to make them believe in me, just give them the opportunity to believe in me and that I can get the job done. If we’re up 35 points or if we’re down 35 points, I can still get us the win. I just have to try my hardest to do that.”

##### **On interception returned for a touchdown:**

“From what I saw, Tim (Smith) got his hands up late and it just ricocheted off his hands. Both interceptions were my fault because I could have taken a little off the second one to help Tim. It wasn’t his fault. They were playing a cover two and I was expecting a cover three. I didn’t expect their safety rotation. The cornerback sat on me and I threw it right to him. I just have to bounce back in the next game and have a short memory. I have to get ready for practice tomorrow.”

#### **Junior linebacker Steve Greer**

##### **On the loss:**

“It was just a tough loss. They were coming off a bye week. We just had to execute the ball on both offense and defense and we didn’t.”

##### **On whether NC State coming off bye week hurt Virginia:**

“When any team comes off a bye week, they’re going to have a little extra pep in their step. They came out and they were ready to go. You could tell they game planned some stuff with the extra time they had in their bye week and you could tell they were incorporating some different things. We came out. It was tough.”

##### **On short week before facing Miami:**

“We’re going to have to take extra time during our short week. Guys are going to have to come in and do extra on their own and get that extra study time. This is going to be a huge week for us as far as preparation. It’s going to be on a lot of guys’ shoulders to come in and bounce back and get that extra prep time.”



## **Senior cornerback Chase Minnifield**

### **On the loss:**

“It was tough loss for us. We’re a better team than the way we played today. We just have to go back to work now. It’s disappointing. It’s tough. But we have to go back to work since it’s a short week. You’ve got to let it go and try to come up big next week.”

### **On the blocked punt:**

“I just got a good jump on the ball and was fortunate enough to make a play on it. That was it. We had some good plays, but at the end of the game, it doesn’t do enough to win.”

## **Senior safety Corey Mosley**

### **On the loss:**

“We knew it was going to be a battle until the end. They have a great quarterback. We were hoping to get more pressure on him but he did a good job in the pocket. We had to play back on the hedge for the pass. I feel we played hard all four quarters, but they came out with the victory.”

### **On his interception:**

“He (Glennon) had more time in the pocket than we expected. The line held up well for him, but I knew he was going to try to work off our middle linebacker. I just got a good read and jumped the ball.”

### **On whether NC State coming off bye week hurt Virginia:**

“When you become a student of the game and you have an extra week to prepare, that’s a great advantage coming into the game. It looked like it worked out well for them.”

### **On short week before facing Miami Thursday:**

“We just have to hit the ‘reset’ button and come back. We know we have a short week but we have the guys here who can focus. This game is in the past and now we’re looking forward to Thursday. Guys are sad about the loss and I’m sure they’re going to start tonight getting ready for Miami.”

# NC State at Virginia

Oct. 22, 201

## Virginia Head Coach Mike London Postgame Quotes

### **On the Cavaliers' offense:**

"It was disappointing. Too many turnovers, for sure. Too many turnovers that led to points. You can't do that against a very fast, good, athletic team. They executed their game plan of zone pressure and a lot of movement. We obviously didn't execute our game plan offensively. My hat goes off to Coach O'Brien and his staff, Coach Archer for getting his guys ready to play. They played hungry, and they got after it."

### **On changing perceptions of the program:**

"People want to feel good about the program, and we will. These are tremendous learning pains. Coming off the euphoria of a really good game, and then you see how devastating turnovers can be, especially when touchdowns are interceptions and red zone areas where the other team has an opportunity to score points. We got some turnovers ourselves, but we need to get one more than they got, and it just didn't work out that way."

### **On UVa's passing game:**

"I know they did a great job with their coverages. We have to do a better job of post-snap reads and where to throw the ball. It looked like we kind of threw the ball into the ground a little bit in regards to some receivers that were open. Like I said, you're always the most vulnerable in terms of saying something that you're not quite sure is accurate until you watch the film and have a chance to talk to the coaches about what the expectations of that play was. Obviously everybody saw that it wasn't good enough. It wasn't a good enough effort from the quarterbacks in terms of throwing the ball, completing passes, from catching the ball, from the ball bouncing off hands and different things like that."

### **On changing quarterbacks:**

"David [Watford] didn't get a lot of touches in the first half. I think he got one possession in the first half and then going into the second half it looked like he could do a couple of things there that might give us an advantage. But, like I said, we're responsible for the ball and we ended up having those two turnovers. I think he's got a ways to go to try to prove his game, but in the end Bill [Lazor] and the rest of the staff felt that at that point, if they were going to continue to blitz like that, that from an escapability standpoint, being able to use your feet, that he may have been the answer. Obviously, I thought their game plan was pretty good. They bottled up the outside, made the quarterback step up. They did a good job reading the route combinations and kept everything in front of them ... we didn't execute well enough."

### **On playing Miami coming off of a loss:**

"Mentally it's always tough because you think about things that could have been and didn't happen. You have to turn it around because you have another nationally televised game, a team that wants to win and is looking to win and is playing at home. There are no other alternatives. This is what competition in athletics is about. You win some and you lose some, but how you respond and turn around and move in a direction that you're capable of. We'll see. We'll see how resilient we can be, how we can turn around a short week and get prepared to go on the road and play a very, very good and athletic Miami team."

### **On interceptions:**

"It was the fourth or fifth series when David [Watford] went in and unfortunately he threw a bad ball that resulted in an interception. It's always been the game plan trying to get these guys opportunities to get in the game after a guy watches the other quarterback when he's in there. In the second half, David played more, and Michael [Rocco] watched. Our job offensively is to find that thing that we can get going and be consistent in that. I thought that going into this, we had a pretty good week of practice, but obviously not enough to be effective, to keep the defense off the field and to score enough points."

# **Virginia vs. NC State**

## **Oct. 22, 2011**

### **NC State Player Quotes**

#### **Redshirt freshman wide receiver Bryan Underwood**

##### **On stepping up:**

“Everybody was telling me during pregame and last night just to focus in and it’s your time to shine. Just try to stay calm and collective and remember my assignments.”

##### **On each touchdown scored:**

“Well on the first touchdown I saw the safety, so I knew where he was and I just continued to run up field. Mike (Glennon) saw me open and there was a touchdown. The second one got me. It was an out route. I jumped up and didn’t expect to continue running. I guess he thought he had me out of bounds and I was able to keep my balance and continue to run. I was shocked that I did it.”

##### **On going up against the Virginia defense being ranked eighth:**

“The thing is we have a good playbook. Our coach calls good plays and we practice very hard on any defense. We practice and execute all week. There is nothing we can’t do if we focus on it.”

##### **On having over 100 yards receiving:**

“It is a dream come true. It is completely shocking and it is something to build off for the rest of the season.”

##### **On dropping the ball early in the game:**

“Everybody was just telling me to continue to make plays and let that one go. I promised them all I had and I just delivered.”

#### **Senior wide receiver T.J. Graham**

##### **On the win:**

“It feels good. Coach (O’Brien) said we just had to come out here and win one game at a time and that is the first step to making it to a bowl game. We came out here, focused on this one game and executed. We had a good defensive game and offense did very well the first half.”

##### **On teammate Bryan Underwood getting some playing time today:**

“At practice he is known for being the weak dud. I have been in his ear the whole time and trying to get him ready for this and clearly it has worked. I was more excited for him than I was for myself.”

##### **On drops by receivers early on:**

“You get that one opportunity and you fail but you know you are going to get that second time. So, most of the time you just tell Mike (Glennon) to keep throwing it back and we will catch it next time. There is no excuse for drops, but as long as you continue to build off it and let it go, you will grow.”

##### **On going up against the eighth-ranked Virginia defense:**

“We scheme every team that we play but we have to find the holes. They have some pretty good players back there and today they made plays. But we also made plays.”

# **Virginia vs. NC State**

**Oct. 22, 2011**

## **NC State Player Quotes**

### **Redshirt freshman wide receiver Bryan Underwood**

#### **On stepping up:**

“Everybody was telling me during pregame and last night just to focus in and it’s your time to shine. Just try to stay calm and collective and remember my assignments.”

#### **On each touchdown scored:**

“Well on the first touchdown I saw the safety, so I knew where he was and I just continued to run up field. Mike (Glennon) saw me open and there was a touchdown. The second one got me. It was an out route. I jumped up and didn’t expect to continue running. I guess he thought he had me out of bounds and I was able to keep my balance and continue to run. I was shocked that I did it.”

#### **On going up against the Virginia defense being ranked eighth:**

“The thing is we have a good playbook. Our coach calls good plays and we practice very hard on any defense. We practice and execute all week. There is nothing we can’t do if we focus on it.”

#### **On having over 100 yards receiving:**

“It is a dream come true. It is completely shocking and it is something to build off for the rest of the season.”

#### **On dropping the ball early in the game:**

“Everybody was just telling me to continue to make plays and let that one go. I promised them all I had and I just delivered.”

### **Senior wide receiver T.J. Graham**

#### **On the win:**

“It feels good. Coach (O’Brien) said we just had to come out here and win one game at a time and that is the first step to making it to a bowl game. We came out here, focused on this one game and executed. We had a good defensive game and offense did very well the first half.”

#### **On teammate Bryan Underwood getting some playing time today:**

“At practice he is known for being the weak dud. I have been in his ear the whole time and trying to get him ready for this and clearly it has worked. I was more excited for him than I was for myself.”

#### **On drops by receivers early on:**

“You get that one opportunity and you fail but you know you are going to get that second time. So, most of the time you just tell Mike (Glennon) to keep throwing it back and we will catch it next time. There is no excuse for drops, but as long as you continue to build off it and let it go, you will grow.”

#### **On going up against the eighth-ranked Virginia defense:**

“We scheme every team that we play but we have to find the holes. They have some pretty good players back there and today they made plays. But we also made plays.”



**Scoring Summary (Final)**  
**2011 University of Virginia Football**  
**Virginia vs Miami (Fla.) (Oct 27, 2011 at Miami Gardens, Fla.)**



Virginia (5-3,2-2) vs. Miami (Fla.) (4-4,2-3)

Date: Oct 27, 2011 • Site: Miami Gardens, Fla. • Stadium: Sun Life Stadium

Attendance: 40403

<b>Score by Quarters</b>	<b>1</b>	<b>2</b>	<b>3</b>	<b>4</b>	<b>Total</b>
Virginia	7	10	3	8	<b>28</b>
Miami (Fla.)	0	7	7	7	<b>21</b>

<b>Qtr</b>	<b>Time</b>	<b>Scoring Play</b>	<b>V-H</b>
1st	05:03	VA - Darius Jennings 53 yd pass from Michael Rocco (Robert Randolph kick), 4-74 1:55	7 - 0
2nd	13:02	VA - Robert Randolph 22 yd field goal, 13-72 4:50	10 - 0
	04:15	VA - Tim Smith 37 yd pass from Perry Jones (Robert Randolph kick), 9-77 3:47	17 - 0
	00:35	UM - Tommy Streeter 3 yd pass from Jacory Harris (Jake Wieclaw kick), 8-68 3:40	17 - 7
3rd	12:26	VA - Robert Randolph 24 yd field goal, 6-56 2:34	20 - 7
	00:29	UM - Tommy Streeter 51 yd pass from Jacory Harris (Jake Wieclaw kick), 5-80 2:23	20 - 14
4th	14:08	VA - Perry Jones 78 yd pass from Michael Rocco (Tim Smith pass from Rocco,M), 3-86 1:21	28 - 14
	09:22	UM - Allen Hurns 9 yd pass from Jacory Harris (Jake Wieclaw kick), 10-58 4:46	28 - 21


Kickoff time: 8:06 pm • End of Game: 11:13 pm • Total elapsed time: 3:07

Officials: Referee: J. Magallanes; Umpire: Terrence Ramsey; Linesman: Sam Stephenson;

Line judge: Rick Page; Back judge: James Cole; Field judge: Bill Dolbow;

Side judge: Timon Oujiri; Scorer: David Gawrys;

Temperature: 80 deg. • Wind: E 8 mph • Weather: Partly Cldy; 79% hum



**Team Statistics (Final)**  
**2011 University of Virginia Football**  
**Virginia vs Miami (Fla.) (Oct 27, 2011 at Miami Gardens, Fla.)**



	<b>VA</b>	<b>UM</b>
<b>FIRST DOWNS</b>	21	20
Rushing	10	6
Passing	9	13
Penalty	2	1
<b>NET YARDS RUSHING</b>	207	85
Rushing Attempts	42	28
Average Per Rush	4.9	3.0
Rushing Touchdowns	0	0
Yards Gained Rushing	220	115
Yards Lost Rushing	13	30
<b>NET YARDS PASSING</b>	263	347
Completions-Attempts-Int	12-21-0	23-32-0
Average Per Attempt	12.5	10.8
Average Per Completion	21.9	15.1
Passing Touchdowns	3	3
<b>TOTAL OFFENSE YARDS</b>	470	432
Total offense plays	63	60
Average Gain Per Play	7.5	7.2
Fumbles: Number-Lost	2-0	2-1
Penalties: Number-Yards	3-18	5-51
<b>PUNTS-YARDS</b>	3-112	3-129
Average Yards Per Punt	37.3	43.0
Net Yards Per Punt	37.3	42.3
Inside 20	1	2
50+ Yards	0	1
Touchbacks	0	0
Fair catch	1	2
<b>KICKOFFS-YARDS</b>	6-385	4-263
Average Yards Per Kickoff	64.2	65.8
Net Yards Per Kickoff	35.0	51.0
Touchbacks	0	0
Punt returns: Number-Yards-TD	1-2-0	0-0-0
Average Per Return	2.0	0.0
Kickoff returns: Number-Yds-TD	4-59-0	6-175-0
Average Per Return	14.8	29.2
Interceptions: Number-Yds-TD	0-0-0	0-0-0
Fumble Returns: Number-Yds-TD	0-0-0	0-0-0
Miscellaneous Yards	0	0
Possession Time	30:39	29:21
1st Quarter	8:37	6:23
2nd Quarter	6:20	8:40
3rd Quarter	10:55	4:05
4th Quarter	4:47	10:13
Third-Down Conversions	6 of 15	2 of 9
Fourth-Down Conversions	1 of 1	2 of 3
Red-Zone Scores-Chances	2-3	2-4
Touchdowns	0-3	2-4
Field goals	2-3	0-4
Sacks By: Number-Yards	3-17	0-0
PAT Kicks	2-2	3-3
Field Goals	2-3	0-1



**Individual Statistics (Final)**  
**2011 University of Virginia Football**  
**Virginia vs Miami (Fla.) (Oct 27, 2011 at Miami Gardens, Fla.)**



**Virginia**

<b>Rushing</b>	<b>No.</b>	<b>Gain</b>	<b>Loss</b>	<b>Net</b>	<b>TD</b>	<b>Lg</b>	<b>Avg</b>
Kevin Parks	16	89	4	85	0	17	5.3
Perry Jones	12	74	7	67	0	37	5.6
Clifton Richardson	9	30	2	28	0	11	3.1
Jacob Hodges	1	20	0	20	0	20	20.0
David Watford	1	4	0	4	0	4	4.0
Michael Rocco	3	3	0	3	0	2	1.0
<b>Totals</b>	<b>42</b>	<b>220</b>	<b>13</b>	<b>207</b>	<b>0</b>	<b>37</b>	<b>4.9</b>

<b>Passing</b>	<b>C-A-I</b>	<b>Yds</b>	<b>TD</b>	<b>Long</b>	<b>Sack</b>
Michael Rocco	11-20-0	226	2	78	0
Perry Jones	1-1-0	37	1	37	0
<b>Totals</b>	<b>12-21-0</b>	<b>263</b>	<b>3</b>	<b>78</b>	<b>0</b>

<b>Receiving</b>	<b>No.</b>	<b>Yards</b>	<b>TD</b>	<b>Long</b>
Tim Smith	3	55	1	37
Kris Burd	3	33	0	15
Darius Jennings	2	78	1	53
Kevin Parks	2	14	0	14
Perry Jones	1	78	1	78
Jeremiah Mathis	1	5	0	5
<b>Totals</b>	<b>12</b>	<b>263</b>	<b>3</b>	<b>78</b>

<b>Punting</b>	<b>No.</b>	<b>Yds</b>	<b>Avg</b>	<b>Long</b>	<b>In20</b>	<b>TB</b>
Jimmy Howell	3	112	37.3	39	1	0
<b>Totals</b>	<b>3</b>	<b>112</b>	<b>37.3</b>	<b>39</b>	<b>1</b>	<b>0</b>

<b>Returns</b>	<b>Punt</b>			<b>Kickoff</b>			<b>Intercept</b>		
	<b>No</b>	<b>Yds</b>	<b>Lg</b>	<b>No</b>	<b>Yds</b>	<b>Lg</b>	<b>No</b>	<b>Yds</b>	<b>Lg</b>
Dominique Terrell	1	2	2	0	0	0	0	0	0
Darius Jennings	0	0	0	2	23	17	0	0	0
Khalek Shepherd	0	0	0	2	36	28	0	0	0
<b>Totals</b>	<b>1</b>	<b>2</b>	<b>2</b>	<b>4</b>	<b>59</b>	<b>28</b>	<b>0</b>	<b>0</b>	<b>0</b>

<b>Field goals</b>	<b>Qtr</b>	<b>Time</b>	<b>Dist</b>	<b>Result</b>
Robert Randolph	2nd	13:02	22 yards	Good
Robert Randolph	3rd	12:26	24 yards	Good
Robert Randolph	3rd	02:52	32 yards	Missed

<b>Kickoffs</b>	<b>No.</b>	<b>Yards</b>	<b>Avg</b>	<b>TB</b>	<b>OB</b>
Chris Hinkebein	6	385	64.2	0	0

<b>All-purpose</b>	<b>Run</b>	<b>Rcv</b>	<b>KR</b>	<b>PR</b>	<b>IR</b>	<b>Total</b>
Perry Jones	67	78	0	0	0	145
Darius Jennings	0	78	23	0	0	101
Kevin Parks	85	14	0	0	0	99
Tim Smith	0	55	0	0	0	55

**Miami (Fla.)**

<b>Rushing</b>	<b>No.</b>	<b>Gain</b>	<b>Loss</b>	<b>Net</b>	<b>TD</b>	<b>Lg</b>	<b>Avg</b>
Lamar Miller	16	72	2	70	0	17	4.4
Jacory Harris	6	40	18	22	0	19	3.7
Mike James	4	3	1	2	0	1	0.5
Travis Benjamin	2	0	9	-9	0	0	-4.5
<b>Totals</b>	<b>28</b>	<b>115</b>	<b>30</b>	<b>85</b>	<b>0</b>	<b>19</b>	<b>3.0</b>

<b>Passing</b>	<b>C-A-I</b>	<b>Yds</b>	<b>TD</b>	<b>Long</b>	<b>Sack</b>
Jacory Harris	21-30-0	311	3	57	3
Stephen Morris	2-2-0	36	0	23	0
<b>Totals</b>	<b>23-32-0</b>	<b>347</b>	<b>3</b>	<b>57</b>	<b>3</b>

<b>Receiving</b>	<b>No.</b>	<b>Yards</b>	<b>TD</b>	<b>Long</b>
Tommy Streeter	7	176	2	57
Travis Benjamin	4	68	0	39
Allen Hurns	4	35	1	15
Chase Ford	2	22	0	14
Lamar Miller	2	7	0	5
Eduardo Clements	1	23	0	23
Maurice Hagens	1	10	0	10
Clive Walford	1	4	0	4
Mike James	1	2	0	2
<b>Totals</b>	<b>23</b>	<b>347</b>	<b>3</b>	<b>57</b>

<b>Punting</b>	<b>No.</b>	<b>Yds</b>	<b>Avg</b>	<b>Long</b>	<b>In20</b>	<b>TB</b>
Dalton Botts	3	129	43.0	58	2	0
<b>Totals</b>	<b>3</b>	<b>129</b>	<b>43.0</b>	<b>58</b>	<b>2</b>	<b>0</b>

<b>Returns</b>	<b>Punt</b>			<b>Kickoff</b>			<b>Intercept</b>		
	<b>No</b>	<b>Yds</b>	<b>Lg</b>	<b>No</b>	<b>Yds</b>	<b>Lg</b>	<b>No</b>	<b>Yds</b>	<b>Lg</b>
Travis Benjamin	0	0	0	4	130	54	0	0	0
Davon Johnson	0	0	0	2	45	24	0	0	0
<b>Totals</b>	<b>0</b>	<b>0</b>	<b>0</b>	<b>6</b>	<b>175</b>	<b>54</b>	<b>0</b>	<b>0</b>	<b>0</b>

<b>Field goals</b>	<b>Qtr</b>	<b>Time</b>	<b>Dist</b>	<b>Result</b>
Jake Wieclaw	1st	02:52	40 yards	Missed

<b>Kickoffs</b>	<b>No.</b>	<b>Yards</b>	<b>Avg</b>	<b>TB</b>	<b>OB</b>
Jake Wieclaw	4	263	65.8	0	0

<b>All-purpose</b>	<b>Run</b>	<b>Rcv</b>	<b>KR</b>	<b>PR</b>	<b>IR</b>	<b>Total</b>
Travis Benjamin	-9	68	130	0	0	189
Tommy Streeter	0	176	0	0	0	176
Lamar Miller	70	7	0	0	0	77
Davon Johnson	0	0	45	0	0	45

FUMBLES: Virginia-Khalek Shepherd 1-0; Darius Jennings 1-0. Miami (Fla.)-Jacory Harris 2-1.




**Defensive Statistics (Final)**  
**2011 University of Virginia Football**  
**Virginia vs Miami (Fla.) (Oct 27, 2011 at Miami Gardens, Fla.)**



##	Virginia	Solo	Ast	Total	Sacks-Yds	TFL-Yds	FF	FR-Yds	Int-Yds	BrUp	Blks	QBH
53	Steve Greer	6	1	7	-	-	-	-	-	-	-	-
9	LaRoy Reynolds	5	0	5	-	1.0-1	-	-	-	-	-	-
94	Matt Conrath	3	2	5	-	1.0-7	-	-	-	-	-	-
52	Aaron Taliaferro	3	2	5	-	-	-	-	-	-	-	-
90	Jake Snyder	2	3	5	1.0-6	1.0-6	1	1-0	-	1	-	-
23	Dom Joseph	4	0	4	-	1.0-2	-	-	-	-	-	-
4	Rodney McLeod	3	1	4	-	-	-	-	-	1	-	-
1	Demetrious Nicholson	2	2	4	-	-	-	-	-	-	-	-
13	Chase Minnifield	2	1	3	-	1.0-2	-	-	-	-	-	-
7	Corey Mosley	2	0	2	-	-	-	-	-	1	-	-
56	Cam Johnson	2	0	2	1.0-4	2.0-6	-	-	-	-	-	-
47	Bill Schautz	2	0	2	-	-	-	-	-	-	-	-
27	Rijo Walker	1	1	2	-	-	-	-	-	-	-	-
28	Anthony Harris	1	1	2	-	-	-	-	-	-	-	-
96	Nick Jenkins	0	2	2	-	-	-	-	-	-	-	-
30	Daquan Romero	1	0	1	-	-	-	-	-	-	-	-
T	TEAM	1	0	1	1.0-7	1.0-7	1	-	-	-	-	-
26	Ausar Walcott	1	0	1	-	-	-	-	-	-	-	-
86	Ray Keys	1	0	1	-	-	-	-	-	-	-	-
	Totals	42	16	58	3.0-17	8.0-31	2	1-0	0-0	3	0	0

##	Miami (Fla.)	Solo	Ast	Total	Sacks-Yds	TFL-Yds	FF	FR-Yds	Int-Yds	BrUp	Blks	QBH
31	Sean Spence	6	4	10	-	0.5-0	-	-	-	-	-	-
52	Denzel Perryman	5	2	7	-	-	-	-	-	-	-	1
59	James Gaines	2	5	7	-	1.0-3	-	-	-	-	-	-
7	Vaughn Telemaque	3	3	6	-	-	-	-	-	-	-	-
56	Marcus Robinson	4	1	5	-	-	-	-	-	-	-	-
97	Adewale Ojomo	3	1	4	-	1.5-3	-	-	-	-	-	-
29	JoJo Nicolas	2	2	4	-	-	-	-	-	-	-	-
71	Anthony Chickillo	0	4	4	-	-	-	-	-	-	-	-
35	Olivier Vernon	3	0	3	-	1.0-3	-	-	-	-	-	-
98	Darius Smith	2	1	3	-	1.0-3	-	-	-	-	-	-
58	Jordan Futch	2	0	2	-	1.0-1	-	-	-	1	-	-
54	Micanor Regis	1	1	2	-	-	-	-	-	-	-	-
26	Ray-Ray Armstrong	1	0	1	-	-	-	-	-	2	-	-
5	Mike James	1	0	1	-	-	-	-	-	-	-	-
30	A.J. Highsmith	1	0	1	-	-	-	-	-	-	-	-
39	Tyrone Cornileus	1	0	1	-	-	-	-	-	-	-	-
36	Gionni Paul	1	0	1	-	-	-	-	-	-	-	-
41	Mike Williams	1	0	1	-	-	-	-	-	-	-	-
23	Eduardo Clements	1	0	1	-	-	-	-	-	-	-	-
21	Brandon McGee	0	1	1	-	-	-	-	-	1	-	-
94	Kelvin Cain	0	1	1	-	-	-	-	-	-	-	-
	Totals	40	26	66	0.0-0	6.0-13	0	0-0	0-0	4	0	1





**Drive Chart (By Team) (Final)**  
**2011 University of Virginia Football**  
**Virginia vs Miami (Fla.) (Oct 27, 2011 at Miami Gardens, Fla.)**



Team	Qtr	Drive Started			Drive Ended			Consumed	
		Spot	Time	Obtained	Spot	Time	How lost	PI - Yds	TOP
VA	1st	V06	13:26	Punt	V46	09:36	Punt	6 - 40	3:50
VA		V26	06:58	Punt	M00	05:03	*TOUCHDOWN	4 - 74	1:55
VA		V23	02:52	Missed FG	M05	13:02	*FIELD GOAL	13 - 72	4:50
VA	2nd	V23	08:02	Fumble	M00	04:15	*TOUCHDOWN	9 - 77	3:47
VA		V17	00:35	Kickoff	V19	00:00	End of half	1 - 2	0:35
VA	3rd	V37	15:00	Kickoff	M07	12:26	*FIELD GOAL	6 - 56	2:34
VA		V15	10:44	Punt	M15	02:52	Missed FG	16 - 70	7:52
VA		V14	00:29	Kickoff	M00	14:08	*TOUCHDOWN	3 - 86	1:21
VA	4th	V08	09:22	Kickoff	V16	07:12	Punt	3 - 8	2:10
VA		V16	02:10	Downs	V29	00:25	Punt	5 - 13	1:45

Virginia	1st Qtr	2nd Qtr	3rd Qtr	4th Qtr	1st Half	2nd Half	Total
Time of possession	08:37	06:20	10:55	04:47	14:57	15:42	30:39
3rd down conversions	2-3	1-4	2-5	1-3	3-7	3-8	6-15
Average field position	V18	V20	V22	V12	V19	V18	V18
4th down conversions	0-0	1-1	0-0	0-0	1-1	0-0	1-1

Team	Qtr	Drive Started			Drive Ended			Consumed	
		Spot	Time	Obtained	Spot	Time	How lost	PI - Yds	TOP
UM	1st	M27	15:00	Kickoff	M33	13:26	Punt	3 - 6	1:34
UM		M15	09:36	Punt	M30	06:58	Punt	5 - 15	2:38
UM		M17	05:03	Kickoff	V23	02:52	Missed FG	6 - 60	2:11
UM	2nd	M33	13:02	Kickoff	V23	08:02	Fumble	8 - 44	5:00
UM		M32	04:15	Kickoff	V00	00:35	*TOUCHDOWN	8 - 68	3:40
UM	3rd	V41	12:26	Kickoff	V42	10:44	Punt	3 - (1)	1:42
UM		M20	02:52	Missed FG	V00	00:29	*TOUCHDOWN	5 - 80	2:23
UM	4th	M42	14:08	Kickoff	V00	09:22	*TOUCHDOWN	10 - 58	4:46
UM		M47	07:12	Punt	V16	02:10	Downs	9 - 37	5:02
UM		M36	00:25	Punt	V09	00:00	End of half	4 - 55	0:25

Miami (Fla.)	1st Qtr	2nd Qtr	3rd Qtr	4th Qtr	1st Half	2nd Half	Total
Time of possession	06:23	08:40	04:05	10:13	15:03	14:18	29:21
3rd down conversions	0-3	1-1	0-1	1-4	1-4	1-5	2-9
Average field position	M19	M32	M39	M41	M24	M40	M32
4th down conversions	0-0	0-0	0-0	2-3	0-0	2-3	2-3



**Drive Chart (By Quarter) (Final)**  
**2011 University of Virginia Football**  
**Virginia vs Miami (Fla.) (Oct 27, 2011 at Miami Gardens, Fla.)**



Team	Qtr	Drive Started			Drive Ended			Consumed	
		Spot	Time	Obtained	Spot	Time	How lost	PI - Yds	TOP
UM	1st	M27	15:00	Kickoff	M33	13:26	Punt	3 - 6	1:34
VA		V06	13:26	Punt	V46	09:36	Punt	6 - 40	3:50
UM		M15	09:36	Punt	M30	06:58	Punt	5 - 15	2:38
VA		V26	06:58	Punt	M00	05:03	*TOUCHDOWN	4 - 74	1:55
UM		M17	05:03	Kickoff	V23	02:52	Missed FG	6 - 60	2:11
VA		V23	02:52	Missed FG	M05	13:02	*FIELD GOAL	13 - 72	4:50
UM	2nd	M33	13:02	Kickoff	V23	08:02	Fumble	8 - 44	5:00
VA		V23	08:02	Fumble	M00	04:15	*TOUCHDOWN	9 - 77	3:47
UM		M32	04:15	Kickoff	V00	00:35	*TOUCHDOWN	8 - 68	3:40
VA		V17	00:35	Kickoff	V19	00:00	End of half	1 - 2	0:35
VA	3rd	V37	15:00	Kickoff	M07	12:26	*FIELD GOAL	6 - 56	2:34
UM		V41	12:26	Kickoff	V42	10:44	Punt	3 - (1)	1:42
VA		V15	10:44	Punt	M15	02:52	Missed FG	16 - 70	7:52
UM		M20	02:52	Missed FG	V00	00:29	*TOUCHDOWN	5 - 80	2:23
VA		V14	00:29	Kickoff	M00	14:08	*TOUCHDOWN	3 - 86	1:21
UM	4th	M42	14:08	Kickoff	V00	09:22	*TOUCHDOWN	10 - 58	4:46
VA		V08	09:22	Kickoff	V16	07:12	Punt	3 - 8	2:10
UM		M47	07:12	Punt	V16	02:10	Downs	9 - 37	5:02
VA		V16	02:10	Downs	V29	00:25	Punt	5 - 13	1:45
UM		M36	00:25	Punt	V09	00:00	End of half	4 - 55	0:25



**Participation Report (Final)**  
**2011 University of Virginia Football**  
**Virginia vs Miami (Fla.) (Oct 27, 2011 at Miami Gardens, Fla.)**



**Virginia**

<b>Pos</b>	<b>##</b>	<b>OFFENSE</b>
WR	18	Kris Burd
LT	72	Oday Aboushi
LG	63	Austin Pasztor
C	68	Anthony Mihota
RG	70	Luke Bowanko
RT	78	Morgan Moses
TE	89	Colter Phillips
QB	16	Michael Rocco
TB	33	Perry Jones
FB	36	Max Milien
WR	20	Tim Smith

<b>Pos</b>	<b>##</b>	<b>DEFENSE</b>
DE	90	Jake Snyder
DT	94	Matt Conrath
DT	96	Nick Jenkins
DE	56	Cam Johnson
SLB	26	Ausar Walcott
MLB	53	Steve Greer
WLB	9	LaRoy Reynolds
CB	1	Demetrious Nicholson
FS	7	Corey Mosley
SS	4	Rodney McLeod
CB	13	Chase Minnifield


**Miami (Fla.)**

<b>Pos</b>	<b>##</b>	<b>OFFENSE</b>
WR	8	Tommy Streeter
LT	72	Brandon Washington
LG	66	Harland Gunn
C	63	Tyler Horn
RG	65	Brandon Linder
RT	79	Malcom Bunche
TE	49	Dyron Dye
WR	3	Travis Benjamin
QB	12	Jacory Harris
WR	1	Allen Hurns
HB	6	Lamar Miller

<b>Pos</b>	<b>##</b>	<b>DEFENSE</b>
DE	71	Anthony Chickillo
DT	97	Adewale Ojomo
DT	98	Darius Smith
DE	56	Marcus Robinson
SLB	58	Jordan Futch
MLB	59	James Gaines
WLB	31	Sean Spence
CB	41	Mike Williams
SS	29	JoJo Nicolas
FS	7	Vaughn Telemaque
CB	21	Brandon McGee

Virginia: 2J-Jacob Hodges, 2-Dominique Terrell, 3-Robert Randolph, 4F-Matt Fortin, 5-David Watford, 6-Darius Jennings, 7M-Kyle McCartin, 8-Jimmy Howell, 10-Clifton Richardson, 11-Chris Hinkebein, 17-Miles Gooch, 21-Brandon Phelps, 22-Drequan Hoskey, 23-Dom Joseph, 25-Kevin Parks, 27-Rijo Walker, 28-Anthony Harris, 29-D.J. Hill, 30-Daquan Romero, 34-Terence Fells-Danzer, 37-LoVante Battle, 38-Khalek Shepherd, 42-Brian Oden, 43-Kameron Mack, 47-Bill Schautz, 52-Aaron Taliaferro, 71-Matt Mihalik, 81-Jeremiah Mathis, 83-Jake McGee, 86-Ray Keys, 87-Zachary Swanson, 88-Paul Freedman, 91-Thompson Brown, 93-Will Hill, 99-Brent Urban.

Miami (Fla.): 2-LaRon Byrd, 5-Mike James, 9-Chase Ford, 13-Dalton Botts, 16-Spencer Whipple, 17-Stephen Morris, 20-Thomas Finnie, 22-Kacy Rodgers, 23-Eduardo Clements, 24-Davon Johnson, 26-Ray-Ray Armstrong, 28-Andrew Swasey, 30-A.J. Highsmith, 32-Lee Chambers, 33-Maurice Hagens, 35-Olivier Vernon, 36-Gionni Paul, 39-Tyrone Cornileus, 40-Jake Wieclaw, 43-John Calhoun, 46-Clive Walford, 48-Andrew Smith, 52-Denzel Perryman, 54-Micanor Regis, 57-Nantambu Fentress, 60-Chris Ivory, 61-Joel Figueroa, 62-Shane McDermott, 75-Jared Wheeler, 77-Seantrel Henderson, 83-Kendal Thompkins, 85-Phillip Dorsett, 92-Jalen Grimble, 94-Kelvin Cain, 95-David Perry.



## Play-by-Play Summary (1st quarter)

### Virginia vs Miami (Fla.) (Oct 27, 2011 at Miami Gardens, Fla.)



UM Captains 3 T. Benjamin, 29 J.Nicolas, 63 T.Horn,31 S.Spence

UVA Captains 33 T.Jones, 4 R. Mcleod 96 N.Jenkins

UM wins toss; elects to receive; UVA wil KO and defend West goal

Hinkebein,C kickoff 67 yards to the UM3, Johnson, D. return 24 yards to the UM27 (Romero,D).

- 1-10 UM 27 Harris, J. pass complete to Benjamin, T. for 8 yards to the UM35 (Greer,S).
- 2-2 UM 35 Harris, J. pass incomplete to Streeter, T..
- 3-2 UM 35 Harris, J. pass complete to Hurns, A. for loss of 2 yards to the UM33 (Minnifield,C).
- 4-4 UM 33 Botts, D. punt 58 yards to the VA9, Terrell,D return 2 yards to the VA11 (James, M.), PENALTY VA IB (Mosley,C) 5 yards to the VA6, 1st and 10, VA ball on VA6.  
*3 plays, 6 yards, 1:34*

**VIRGINIA drive start at 13:26.**

- 1-10 VA 06 PENALTY VA illegal motion 3 yards to the VA3.
- 1-13 VA 03 Jones,P rush for 3 yards to the VA6 (Ojomo, A.).
- 2-10 VA 06 Rocco,M pass complete to Jennings,D for 25 yards to the VA31, 1ST DOWN VA (Telemaque, V.;Chickillo, A.). P1
- 1-10 VA 31 Parks,K rush for 11 yards to the VA42, 1ST DOWN VA (Gaines, J.). R2
- 1-10 VA 42 Parks,K rush for 2 yards to the VA44 (Chickillo, A.;Gaines, J.).
- 2-8 VA 44 Rocco,M rush for 2 yards to the VA46.
- 3-6 VA 46 Rocco,M rush for no gain to the VA46 (Vernon, O.).
- 4-6 VA 46 Howell,J punt 39 yards to the UM15, out-of-bounds.  
*6 plays, 40 yards, 3:50*

**MIAMI (FLA.) drive start at 09:36.**

- 1-10 UM 15 Harris, J. pass complete to Ford, C. for 8 yards to the UM23 (Greer,S).
- 2-2 UM 23 Miller, L. rush for 3 yards to the UM26, 1ST DOWN UM (Conrath,M). R1
- 1-10 UM 26 Harris, J. pass complete to Streeter, T. for 6 yards to the UM32 (Minnifield,C).
- 2-4 UM 32 Miller, L. rush for loss of 2 yards to the UM30 (Johnson,C).
- 3-6 UM 30 Harris, J. pass incomplete to Hurns, A..
- 4-6 UM 30 Botts, D. punt 44 yards to the VA26, fair catch by Terrell,D.  
*5 plays, 15 yards, 2:38*

**VIRGINIA drive start at 06:58.**

- 1-10 VA 26 Rocco,M pass complete to Burd,K for 15 yards to the VA41, 1ST DOWN VA (Spence, S.). P3
- 1-10 VA 41 Jones,P rush for 1 yard to the VA42 (Vernon, O.).
- 2-9 VA 42 Rocco,M pass complete to Mathis,J for 5 yards to the VA47 (Spence, S.;Nicolas, J.).
- 3-4 VA 47 Rocco,M pass complete to Jennings,D for 53 yards to the UM0, 1ST DOWN VA, TOUCHDOWN, clock 05:03. P4
- 1-G UM 03 Randolph,R kick attempt good.

**Virginia 7, Miami (Fla.) 0**

*4 plays, 74 yards, 1:55*

Hinkebein,C kickoff 70 yards to the UM0, Benjamin, T. return 17 yards to the UM17 (Joseph,D).

**MIAMI (FLA.) drive start at 05:03.**


- 1-10 UM 17 Miller, L. rush for 1 yard to the UM18 (Jenkins,N;Snyder,J).
- 2-9 UM 18 Harris, J. pass complete to Streeter, T. for 57 yards to the VA25, 1ST DOWN UM (Nicholson,D). P2
- 1-10 VA 25 Harris, J. pass incomplete to Hurns, A. (Snyder,J).
- 2-10 VA 25 Miller, L. rush for 2 yards to the VA23 (Snyder,J).
- 3-8 VA 23 Harris, J. pass incomplete to Dorsett, P..
- 4-8 VA 23 Wieclaw, J. field goal attempt from 40 MISSED - wide left, spot at VA23, clock 02:52.  
*6 plays, 60 yards, 2:11*

**VIRGINIA drive start at 02:52.**

- 1-10 VA 23 Parks,K rush for 15 yards to the VA38, 1ST DOWN VA (Telemaque, V.). R5
- 1-10 VA 38 Parks,K rush for 3 yards to the VA41 (Perryman, D.;Cain, K.).
- 2-7 VA 41 Rocco,M pass incomplete to Smith,T (Armstrong, R.).
- 3-7 VA 41 Rocco,M pass complete to Parks,K for 14 yards to the UM45, 1ST DOWN VA (Highsmith, A.). P6
- 1-10 UM 45 Richardson,C rush for 10 yards to the UM35, 1ST DOWN VA (Perryman, D.). R7
- 1-10 UM 35 Richardson,C rush for 2 yards to the UM33 (Perryman, D.).
- 2-8 UM 33 Watford,D rush for 4 yards to the UM29 (Robinson, M.).

**END OF 1st QUARTER: Virginia 7, Miami (Fla.) 0**

Quarter Summary	Score	Time Poss	1st Downs				Conversions		Rushing	Passing	Penalties
			R	P	X	T	3rd	4th			
Virginia	7	08:37	3	4	0	7	1-2	0-0	11-53	5-6-0-112	2-8
Miami (Fla.)	0	06:23	1	1	0	2	0-3	0-0	4-4	5-9-0-77	0-0



**Quickie Statistics (1st quarter only)**  
**Virginia vs Miami (Fla.) (Oct 27, 2011 at Miami Gardens, Fla.)**



	VA	UM
Score	7	0
<b>FIRST DOWNS</b>	7	2
<b>RUSHES-YARDS (NET)</b>	11-53	4-4
<b>PASSING YDS (NET)</b>	112	77
Passes Att-Comp-Int	6-5-0	9-5-0
<b>TOTAL OFFENSE PLAYS-YARDS</b>	17-165	13-81
Fumble Returns-Yards	0-0	0-0
Punt Returns-Yards	1-2	0-0
Kickoff Returns-Yards	0-0	2-41
Interception Returns-Yards	0-0	0-0
Punts (Number-Avg)	1-39.0	2-51.0
Fumbles-Lost	0-0	0-0
Penalties-Yards	2-8	0-0
Possession Time	08:37	06:23
Third-Down Conversions	2 of 3	0 of 3
Fourth-Down Conversions	0 of 0	0 of 0

**Virginia**

<b>Rushing</b>	No.	Gain	Loss	Net	TD	Lg	Avg
Kevin Parks	4	31	0	31	0	15	7.8
Clifton Richardson	2	12	0	12	0	10	6.0
Perry Jones	2	4	0	4	0	3	2.0
David Watford	1	4	0	4	0	4	4.0

<b>Passing</b>	C-A-I	Yds	TD	Long	Sack
Michael Rocco	5-6-0	112	1	53	0

<b>Receiving</b>	No.	Yards	TD	Long
Darius Jennings	2	78	1	53
Kris Burd	1	15	0	15
Kevin Parks	1	14	0	14
Jeremiah Mathis	1	5	0	5

<b>Punting</b>	No.	Yds	Avg	Long	In20	TB
Jimmy Howell	1	39	39.0	39	1	0

<b>Punt Returns</b>	No.	Yards	TD	Long
Dominique Terrell	1	2	0	2

<b>Kick Returns</b>	No.	Yards	TD	Long
---------------------	-----	-------	----	------

<b>Tackles</b>	UA-A	Total	Sacks	TFL
Steve Greer	2-0	2	0.0	0.0
Chase Minnifield	2-0	2	0.0	1.0
Jake Snyder	1-1	2	0.0	0.0
Matt Conrath	1-0	1	0.0	0.0

**Miami (Fla.)**

<b>Rushing</b>	No.	Gain	Loss	Net	TD	Lg	Avg
Lamar Miller	4	6	2	4	0	3	1.0

<b>Passing</b>	C-A-I	Yds	TD	Long	Sack
Jacory Harris	5-9-0	77	0	57	0

<b>Receiving</b>	No.	Yards	TD	Long
Tommy Streeter	2	63	0	57
Travis Benjamin	1	8	0	8
Chase Ford	1	8	0	8
Allen Hurns	1	-2	0	0


<b>Punting</b>	No.	Yds	Avg	Long	In20	TB
Dalton Botts	2	102	51.0	58	1	0

<b>Punt Returns</b>	No.	Yards	TD	Long
---------------------	-----	-------	----	------

<b>Kick Returns</b>	No.	Yards	TD	Long
Travis Benjamin	1	17	0	17
Davon Johnson	1	24	0	24

<b>Tackles</b>	UA-A	Total	Sacks	TFL
Denzel Perryman	2-1	3	0.0	0.0
Olivier Vernon	2-0	2	0.0	0.0
Vaughn Telemaque	1-1	2	0.0	0.0
James Gaines	1-1	2	0.0	0.0

Qtr	Time	Scoring Play	V-H
1st	05:03	VA - Darius Jennings 53 yd pass from Michael Rocco (Robert Randolph kick), 4-74 1:55	7 - 0



**Play-by-Play Summary (2nd quarter)**  
**Virginia vs Miami (Fla.) (Oct 27, 2011 at Miami Gardens, Fla.)**



3-4	UM 29	Start of 2nd quarter, clock 15:00.	
3-4	UM 29	Rocco,M pass incomplete to Burd,K, QB hurry by Perryman, D..	
4-4	UM 29	Hodges,J rush for 20 yards to the UM9, 1ST DOWN VA (Robinson, M.).	R8
1-G	UM 09	Parks,K rush for 4 yards to the UM5 (Nicolas, J.;Spence, S.).	
2-G	UM 05	Jones,P rush for no gain to the UM5 (Spence, S.).	
3-G	UM 05	Rocco,M pass incomplete to Phillips,C.	
4-G	UM 05	Randolph,R field goal attempt from 22 GOOD, clock 13:02.	

**Virginia 10, Miami (Fla.) 0**

*13 plays, 72 yards, 4:50*

Hinkebein,C kickoff 66 yards to the UM4, Benjamin, T. return 29 yards to the UM33 (Walker,R).

**MIAMI (FLA.) drive start at 13:02.**

1-10	UM 33	James, M. rush for 1 yard to the UM34 (Taliaferro,A).	
2-9	UM 34	Harris, J. sacked for loss of 1 yard to the UM33 (Urban,B;Jenkins,N), PENALTY UM holding (Harvey, S.) 10 yards to the UM24, NO PLAY.	
2-19	UM 24	Harris, J. pass incomplete to Hurns, A., PENALTY VA pass interference (Taliaferro,A) 10 yards to the UM34, 1ST DOWN UM, NO PLAY.	X3
1-10	UM 34	Harris, J. pass complete to Benjamin, T. for 8 yards to the UM42 (McLeod,R).	
2-2	UM 42	Miller, L. rush for 6 yards to the UM48, 1ST DOWN UM (Taliaferro,A;Conrath,M).	R4
1-10	UM 48	Benjamin, T. rush for loss of 7 yards to the UM41 (Conrath,M).	
2-17	UM 41	Harris, J. rush for 18 yards to the VA41, 1ST DOWN UM (Mosley,C).	R5
1-10	VA 41	Harris, J. pass complete to Streeter, T. for 26 yards to the VA15, 1ST DOWN UM (Joseph,D).	P6
1-10	VA 15	Miller, L. rush for no gain to the VA15 (Schautz,B).	
2-10	VA 15	Harris, J. sacked for loss of 7 yards to the VA22 (TEAM), fumble by Harris, J. recovered by VA Snyder,J at VA23.	

*8 plays, 44 yards, 5:00*

**VIRGINIA drive start at 08:02.**

1-10	VA 23	Rocco,M pass complete to Smith,T for 11 yards to the VA34, 1ST DOWN VA.	P9
1-10	VA 34	Jones,P rush for loss of 3 yards to the VA31 (Smith, D.).	
2-13	VA 31	Parks,K rush for 2 yards to the VA33 (Spence, S.).	
3-11	VA 33	Rocco,M pass complete to Burd,K for 12 yards to the VA45, 1ST DOWN VA (McGee, B.;Telemaque, V.).	P10
1-10	VA 45	Richardson,C rush for 3 yards to the VA48 (Gaines, J.).	
2-7	VA 48	Rocco,M pass incomplete to Jennings,D (Futch, J.).	
3-7	VA 48	Rocco,M pass incomplete to Jennings,D (Armstrong, R.), PENALTY UM roughing passer (Vernon, O.) 16 yards to the UM36, 1ST DOWN VA.	X11
1-10	UM 36	1st and 10.	
1-10	UM 36	Richardson,C rush for loss of 1 yard to the UM37 (Gaines, J.;Spence, S.).	
2-11	UM 37	Jones,P pass complete to Smith,T for 37 yards to the UM0, 1ST DOWN VA, TOUCHDOWN, clock 04:15.	P12
1-G	UM 03	Randolph,R kick attempt good.	

**Virginia 17, Miami (Fla.) 0**

*9 plays, 77 yards, 3:47*

Hinkebein,C kickoff 59 yards to the UM11, Johnson, D. return 21 yards to the UM32 (Keys,R).

**MIAMI (FLA.) drive start at 04:15.**

1-10	UM 32	Harris, J. rush for 3 yards to the UM35.	
2-7	UM 35	Harris, J. sacked for loss of 4 yards to the UM31 (Johnson,C).	
3-11	UM 31	Harris, J. pass complete to Streeter, T. for 20 yards to the VA49, 1ST DOWN UM (McLeod,R).	P7
1-10	VA 49	PENALTY UM false start (Washington, B.) 5 yards to the UM46.	
1-15	UM 46	Miller, L. rush for 3 yards to the UM49 (Greer,S).	
2-12	UM 49	Harris, J. pass complete to Ford, C. for 14 yards to the VA37, 1ST DOWN UM (Nicholson,D).	P8
1-10	VA 37	Harris, J. pass incomplete to Hurns, A..	
2-10	VA 37	PENALTY UM false start (Gunn, H.) 5 yards to the VA42.	
2-15	VA 42	Harris, J. pass complete to Benjamin, T. for 39 yards to the VA3, 1ST DOWN UM (Joseph,D).	P9
1-G	VA 03	Harris, J. pass complete to Streeter, T. for 3 yards to the VA0, TOUCHDOWN, clock 00:35.	
1-G	VA 03	Wieclaw, J. kick attempt good.	

**Virginia 17, Miami (Fla.) 7**

*8 plays, 68 yards, 3:40*

Wieclaw, J. kickoff 70 yards to the VA0, Jennings,D return 17 yards to the VA17 (Cornileus, T.).

**VIRGINIA drive start at 00:35.**

1-10	VA 17	Jones,P rush for 2 yards to the VA19 (Perryman, D.).	
		End of half, clock 00:00.	

*1 play, 2 yards, 0:35*

**END OF 2nd QUARTER: Virginia 17, Miami (Fla.) 7**



**Play-by-Play Summary (2nd quarter)**  
**Virginia vs Miami (Fla.) (Oct 27, 2011 at Miami Gardens, Fla.)**



Quarter Summary	Score	Time Poss	1st Downs				Conversions		Rushing	Passing	Penalties
			R	P	X	T	3rd	4th			
Virginia	10	06:20	1	3	1	5	1-4	1-1	8-27	3-7-0-60	1-10
Miami (Fla.)	7	08:40	2	4	1	7	1-1	0-0	9-12	6-7-0-110	4-36



**Quickie Statistics (2nd quarter only)**  
**Virginia vs Miami (Fla.) (Oct 27, 2011 at Miami Gardens, Fla.)**



	VA	UM
Score	10	7
<b>FIRST DOWNS</b>	5	7
<b>RUSHES-YARDS (NET)</b>	8-27	9-12
<b>PASSING YDS (NET)</b>	60	110
Passes Att-Comp-Int	7-3-0	7-6-0
<b>TOTAL OFFENSE PLAYS-YARDS</b>	15-87	16-122
Fumble Returns-Yards	0-0	0-0
Punt Returns-Yards	0-0	0-0
Kickoff Returns-Yards	1-17	2-50
Interception Returns-Yards	0-0	0-0
Punts (Number-Avg)	0-0.0	0-0.0
Fumbles-Lost	0-0	1-1
Penalties-Yards	1-10	4-36
Possession Time	06:20	08:40
Third-Down Conversions	1 of 4	1 of 1
Fourth-Down Conversions	1 of 1	0 of 0

**Virginia**

<b>Rushing</b>	No.	Gain	Loss	Net	TD	Lg	Avg
Jacob Hodges	1	20	0	20	0	20	20.0
Kevin Parks	2	6	0	6	0	4	3.0
Clifton Richardson	2	3	1	2	0	3	1.0
Perry Jones	3	2	3	-1	0	2	-0.3

<b>Passing</b>	C-A-I	Yds	TD	Long	Sack
Michael Rocco	2-6-0	23	0	12	0
Perry Jones	1-1-0	37	1	37	0

<b>Receiving</b>	No.	Yards	TD	Long
Tim Smith	2	48	1	37
Kris Burd	1	12	0	12

<b>Punting</b>	No.	Yds	Avg	Long	In20	TB
----------------	-----	-----	-----	------	------	----

<b>Punt Returns</b>	No.	Yards	TD	Long
---------------------	-----	-------	----	------

<b>Kick Returns</b>	No.	Yards	TD	Long
Darius Jennings	1	17	0	17

<b>Tackles</b>	UA-A	Total	Sacks	TFL
Dom Joseph	2-0	2	0.0	0.0
Rodney McLeod	2-0	2	0.0	0.0
Aaron Taliaferro	1-1	2	0.0	0.0
Matt Conrath	1-1	2	0.0	1.0

**Miami (Fla.)**

<b>Rushing</b>	No.	Gain	Loss	Net	TD	Lg	Avg
Lamar Miller	3	9	0	9	0	6	3.0
Jacory Harris	4	21	12	9	0	18	2.2
Mike James	1	1	0	1	0	1	1.0
Travis Benjamin	1	0	7	-7	0	0	-7.0

<b>Passing</b>	C-A-I	Yds	TD	Long	Sack
Jacory Harris	6-7-0	110	1	39	2

<b>Receiving</b>	No.	Yards	TD	Long
Tommy Streeter	3	49	1	26
Travis Benjamin	2	47	0	39
Chase Ford	1	14	0	14

<b>Punting</b>	No.	Yds	Avg	Long	In20	TB
----------------	-----	-----	-----	------	------	----

<b>Punt Returns</b>	No.	Yards	TD	Long
---------------------	-----	-------	----	------

<b>Kick Returns</b>	No.	Yards	TD	Long
Davon Johnson	1	21	0	21
Travis Benjamin	1	29	0	29

<b>Tackles</b>	UA-A	Total	Sacks	TFL
Sean Spence	2-2	4	0.0	0.5
James Gaines	1-1	2	0.0	0.5
Marcus Robinson	1-0	1	0.0	0.0
Denzel Perryman	1-0	1	0.0	0.0

Qtr	Time	Scoring Play	V-H
1st	05:03	VA - Darius Jennings 53 yd pass from Michael Rocco (Robert Randolph kick), 4-74 1:55	7 - 0
2nd	13:02	VA - Robert Randolph 22 yd field goal, 13-72 4:50	3 - 0
	04:15	VA - Tim Smith 37 yd pass from Perry Jones (Robert Randolph kick), 9-77 3:47	10 - 0
	00:35	UM - Tommy Streeter 3 yd pass from Jacory Harris (Jake Wieclaw kick), 8-68 3:40	10 - 7





## Play-by-Play Summary (3rd quarter)

### Virginia vs Miami (Fla.) (Oct 27, 2011 at Miami Gardens, Fla.)



Start of 3rd quarter, clock 15:00, UM ball on UM30.

Wieclaw, J. kickoff 61 yards to the VA9, Shepherd, K return 28 yards to the VA37 (Perryman, D.).

**VIRGINIA drive start at 15:00.**

1-10	VA 37	Jones, P rush for 37 yards to the UM26, 1ST DOWN VA, out-of-bounds (Nicolas, J.).	R13
1-10	UM 26	Richardson, C rush for 11 yards to the UM15, 1ST DOWN VA (Nicolas, J.).	R14
1-10	UM 15	Richardson, C rush for 2 yards to the UM13 (Smith, D.).	
2-8	UM 13	Rocco, M pass complete to Burd, K for 6 yards to the UM7 (Futch, J.).	
3-2	UM 07	Rocco, M pass incomplete to Keys, R.	
4-2	UM 07	Randolph, R field goal attempt from 24 GOOD, clock 12:26.	

**Virginia 20, Miami (Fla.) 7**

*6 plays, 56 yards, 2:34*

Hinkebein, C kickoff 65 yards to the UM5, Benjamin, T. return 54 yards to the VA41 (Harris, A.).

**MIAMI (FLA.) drive start at 12:26.**

1-10	VA 41	Harris, J. sacked for loss of 6 yards to the VA47 (Snyder, J), fumble by Harris, J. recovered by UM Harris, J. at VA47.
2-16	VA 47	Harris, J. pass incomplete to Hurns, A. (McLeod, R).
3-16	VA 47	Harris, J. pass complete to Miller, L. for 5 yards to the VA42 (Reynolds, L).
4-11	VA 42	Botts, D. punt 27 yards to the VA15, fair catch by Terrell, D.

*3 plays, minus 1 yard, 1:42*

**VIRGINIA drive start at 10:44.**

1-10	VA 15	Parks, K rush for loss of 3 yards to the VA12 (Vernon, O.).	
2-13	VA 12	Parks, K rush for 7 yards to the VA19 (Spence, S.).	
3-6	VA 19	Rocco, M pass complete to Smith, T for 7 yards to the VA26, 1ST DOWN VA, out-of-bounds.	P15
1-10	VA 26	Rocco, M pass incomplete to Jennings, D.	
2-10	VA 26	Richardson, C rush for no gain to the VA26 (Gaines, J.; Chickillo, A.).	
3-10	VA 26	Rocco, M pass complete to Parks, K for no gain to the VA26 (Perryman, D.; Regis, M.).	
4-10	VA 26	Howell, J punt 46 yards to the UM28, fair catch by Benjamin, T., PENALTY UM roughing the kicker (Rodgers, K.) 15 yards to the VA41, 1ST DOWN VA, NO PLAY.	X16
1-10	VA 41	Jones, P rush for 8 yards to the VA49 (Robinson, M.).	
2-2	VA 49	Parks, K rush for 7 yards to the UM44, 1ST DOWN VA (Smith, D.; Robinson, M.).	R17
1-10	UM 44	Rocco, M pass incomplete to Phillips, C, dropped pass.	
2-10	UM 44	Jones, P rush for 9 yards to the UM35 (Robinson, M.).	
3-1	UM 35	Richardson, C rush for 2 yards to the UM33, 1ST DOWN VA (Gaines, J.; Chickillo, A.).	R18
1-10	UM 33	Parks, K rush for 17 yards to the UM16, 1ST DOWN VA (Williams, M.).	R19
1-10	UM 16	Richardson, C rush for loss of 1 yard to the UM17 (Ojomo, A.).	
2-11	UM 17	Jones, P rush for 2 yards to the UM15 (Armstrong, R.).	
3-9	UM 15	Rocco, M pass incomplete to Burd, K (McGee, B.).	
4-9	UM 15	Randolph, R field goal attempt from 32 MISSED - wide right, spot at UM20, clock 02:52.	

*16 plays, 70 yards, 7:52*

**MIAMI (FLA.) drive start at 02:52.**

1-10	UM 20	Miller, L. rush for 6 yards to the UM26 (Taliaferro, A.).	
2-4	UM 26	Miller, L. rush for 6 yards to the UM32, 1ST DOWN UM (Mosley, C).	R10
1-10	UM 32	Miller, L. rush for 7 yards to the UM39 (Conrath, M).	
2-3	UM 39	Harris, J. pass complete to Hagens, M. for 10 yards to the UM49, 1ST DOWN UM (Reynolds, L).	P11
1-10	UM 49	Harris, J. pass complete to Streeter, T. for 51 yards to the VA0, 1ST DOWN UM, TOUCHDOWN, clock 00:29.	P12
1-G	VA 03	Wieclaw, J. kick attempt good.	

**Virginia 20, Miami (Fla.) 14**

*5 plays, 80 yards, 2:23*

Wieclaw, J. kickoff 62 yards to the VA8, Jennings, D return 0 yards to the VA8, fumble by Jennings, D recovered by VA Jennings, D at VA10, Jennings, D for 4 yards to the VA14 (Paul, G.).

**VIRGINIA drive start at 00:29, VA ball on VA14.**

1-10	VA 14	Jones, P rush for 6 yards to the VA20 (Telemaque, V.).
------	-------	--

**END OF 3rd QUARTER: Virginia 20, Miami (Fla.) 14**

Quarter Summary	Score	Time Poss	1st Downs				Conversions		Rushing	Passing	Penalties
			R	P	X	T	3rd	4th			
Virginia	3	10:55	5	1	1	7	2-5	0-0	14-104	3-7-0-13	0-0
Miami (Fla.)	7	04:05	1	2	0	3	0-1	0-0	4-13	3-4-0-66	1-15



**Quickie Statistics (3rd quarter only)**  
**Virginia vs Miami (Fla.) (Oct 27, 2011 at Miami Gardens, Fla.)**



	VA	UM
Score	3	7
<b>FIRST DOWNS</b>	7	3
<b>RUSHES-YARDS (NET)</b>	14-104	4-13
<b>PASSING YDS (NET)</b>	13	66
Passes Att-Comp-Int	7-3-0	4-3-0
<b>TOTAL OFFENSE PLAYS-YARDS</b>	21-117	8-79
Fumble Returns-Yards	0-0	0-0
Punt Returns-Yards	0-0	0-0
Kickoff Returns-Yards	2-34	1-54
Interception Returns-Yards	0-0	0-0
Punts (Number-Avg)	0-0.0	1-27.0
Fumbles-Lost	1-0	1-0
Penalties-Yards	0-0	1-15
Possession Time	10:55	04:05
Third-Down Conversions	2 of 5	0 of 1
Fourth-Down Conversions	0 of 0	0 of 0

**Virginia**

<b>Rushing</b>	No.	Gain	Loss	Net	TD	Lg	Avg
Perry Jones	5	62	0	62	0	37	12.4
Kevin Parks	4	31	3	28	0	17	7.0
Clifton Richardson	5	15	1	14	0	11	2.8

<b>Passing</b>	C-A-I	Yds	TD	Long	Sack
Michael Rocco	3-7-0	13	0	7	0

<b>Receiving</b>	No.	Yards	TD	Long
Tim Smith	1	7	0	7
Kris Burd	1	6	0	6
Kevin Parks	1	0	0	0

<b>Punting</b>	No.	Yds	Avg	Long	In20	TB
----------------	-----	-----	-----	------	------	----

<b>Punt Returns</b>	No.	Yards	TD	Long
---------------------	-----	-------	----	------

<b>Kick Returns</b>	No.	Yards	TD	Long
Darius Jennings	1	6	0	4
Khalek Shepherd	1	28	0	28

<b>Tackles</b>	UA-A	Total	Sacks	TFL
LaRoy Reynolds	2-0	2	0.0	0.0
Jake Snyder	1-0	1	1.0	1.0
Anthony Harris	1-0	1	0.0	0.0
Matt Conrath	1-0	1	0.0	0.0

**Miami (Fla.)**

<b>Rushing</b>	No.	Gain	Loss	Net	TD	Lg	Avg
Lamar Miller	3	19	0	19	0	7	6.3
Jacory Harris	1	0	6	-6	0	0	-6.0

<b>Passing</b>	C-A-I	Yds	TD	Long	Sack
Jacory Harris	3-4-0	66	1	51	1

<b>Receiving</b>	No.	Yards	TD	Long
Tommy Streeter	1	51	1	51
Maurice Hagens	1	10	0	10
Lamar Miller	1	5	0	5

<b>Punting</b>	No.	Yds	Avg	Long	In20	TB
Dalton Botts	1	27	27.0	27	1	0

<b>Punt Returns</b>	No.	Yards	TD	Long
---------------------	-----	-------	----	------

<b>Kick Returns</b>	No.	Yards	TD	Long
Travis Benjamin	1	54	0	54

<b>Tackles</b>	UA-A	Total	Sacks	TFL
Marcus Robinson	2-1	3	0.0	0.0
JoJo Nicolas	2-0	2	0.0	0.0
Denzel Perryman	1-1	2	0.0	0.0
Darius Smith	1-1	2	0.0	0.0

Qtr	Time	Scoring Play	V-H
1st	05:03	VA - Darius Jennings 53 yd pass from Michael Rocco (Robert Randolph kick), 4-74 1:55	7 - 0
2nd	13:02	VA - Robert Randolph 22 yd field goal, 13-72 4:50	10 - 0
	04:15	VA - Tim Smith 37 yd pass from Perry Jones (Robert Randolph kick), 9-77 3:47	17 - 0
	00:35	UM - Tommy Streeter 3 yd pass from Jacory Harris (Jake Wieclaw kick), 8-68 3:40	17 - 7
3rd	12:26	VA - Robert Randolph 24 yd field goal, 6-56 2:34	3 - 0
	00:29	UM - Tommy Streeter 51 yd pass from Jacory Harris (Jake Wieclaw kick), 5-80 2:23	3 - 7



## Play-by-Play Summary (4th quarter)

### Virginia vs Miami (Fla.) (Oct 27, 2011 at Miami Gardens, Fla.)



2-4	VA 20	Start of 4th quarter, clock 15:00.	
2-4	VA 20	Parks,K rush for 2 yards to the VA22 (Telemaque, V.).	
3-2	VA 22	Rocco,M pass complete to Jones,P for 78 yards to the UM0, 1ST DOWN VA, TOUCHDOWN, clock 14:08.	P20
1-G	UM 03	Rocco,M pass attempt to Smith,T good.	

#### Virginia 28, Miami (Fla.) 14

*3 plays, 86 yards, 1:21*

Hinkebein,C kickoff 58 yards to the UM12, Benjamin, T. return 30 yards to the UM42 (Walker,R;Harris,A).

#### MIAMI (FLA.) drive start at 14:08.

1-10	UM 42	Harris, J. pass incomplete to Benjamin, T..	
2-10	UM 42	Miller, L. rush for 8 yards to the 50 yardline (Walcott,A).	
3-2	UM 50	Miller, L. rush for 1 yard to the VA49 (Minnifield,C;Nicholson,D).	
4-1	VA 49	Harris, J. pass complete to Hurns, A. for 13 yards to the VA36, 1ST DOWN UM (Greer,S).	P13
1-10	VA 36	Harris, J. pass incomplete to James, M..	
2-10	VA 36	James, M. rush for 1 yard to the VA35 (Jenkins,N;Snyder,J).	
3-9	VA 35	Harris, J. pass complete to Hurns, A. for 15 yards to the VA20, 1ST DOWN UM, out-of-bounds, PENALTY VA holding declined.	P14
1-10	VA 20	Benjamin, T. rush for loss of 2 yards to the VA22 (Joseph,D).	
2-12	VA 22	Harris, J. pass complete to Streeter, T. for 13 yards to the VA9, 1ST DOWN UM (Greer,S).	P15
1-G	VA 09	Harris, J. pass complete to Hurns, A. for 9 yards to the VA0, TOUCHDOWN, clock 09:22.	
1-G	VA 03	Wieclaw, J. kick attempt good.	

#### Virginia 28, Miami (Fla.) 21

*10 plays, 58 yards, 4:46*

Wieclaw, J. kickoff 70 yards to the VA0, Shepherd,K return 0 yards to the VA0, fumble by Shepherd,K recovered by VA Shepherd,K at VA0, Shepherd,K for 8 yards to the VA8 (Clements, E.).

#### VIRGINIA drive start at 09:22, VA ball on VA8.

1-10	VA 08	Parks,K rush for 4 yards to the VA12 (Regis, M.).	
2-6	VA 12	Parks,K rush for 3 yards to the VA15 (Perryman, D.).	
3-3	VA 15	Rocco,M rush for 1 yard to the VA16 (Ojomo, A.).	
4-2	VA 16	Howell,J punt 37 yards to the UM47, fair catch by Benjamin, T..	

*3 plays, 8 yards, 2:10*

#### MIAMI (FLA.) drive start at 07:12.

1-10	UM 47	Harris, J. pass complete to Miller, L. for 2 yards to the UM49 (Taliaferro,A).	
2-8	UM 49	Miller, L. rush for 7 yards to the VA44 (Reynolds,L).	
3-1	VA 44	Miller, L. rush for no gain to the VA44 (Schautz,B).	
4-1	VA 44	Harris, J. pass complete to Walford, C. for 4 yards to the VA40, 1ST DOWN UM (Nicholson,D;Taliaferro,A).	P16
1-10	VA 40	Miller, L. rush for 17 yards to the VA23, 1ST DOWN UM (McLeod,R).	R17
1-10	VA 23	Harris, J. pass complete to James, M. for 2 yards to the VA21 (Reynolds,L).	
2-8	VA 21	Miller, L. rush for 5 yards to the VA16 (Greer,S).	
3-3	VA 16	James, M. rush for 1 yard to the VA15 (Snyder,J;Conrath,M).	
4-2	VA 15	James, M. rush for loss of 1 yard to the VA16 (Reynolds,L).	

*9 plays, 37 yards, 5:02*

#### VIRGINIA drive start at 02:10.

1-10	VA 16	Jones,P rush for 6 yards to the VA22 (Telemaque, V.;Spence, S.).	
2-4	VA 22	Timeout Miami (Fla.), clock 02:02.	
2-4	VA 22	Parks,K rush for 10 yards to the VA32, 1ST DOWN VA (Spence, S.).	R21
1-10	VA 32	Timeout Miami (Fla.), clock 01:56.	
1-10	VA 32	Parks,K rush for 2 yards to the VA34 (Spence, S.), PENALTY VA holding declined.	
2-8	VA 34	Jones,P rush for loss of 4 yards to the VA30 (Ojomo, A.;Gaines, J.).	
3-12	VA 30	Timeout Miami (Fla.), clock 01:21.	
3-12	VA 30	Parks,K rush for loss of 1 yard to the VA29 (Futch, J.).	
4-13	VA 29	Timeout Virginia, clock 00:38.	
4-13	VA 29	Howell,J punt 36 yards to the UM35.	

*5 plays, 13 yards, 1:45*

1-10 UM 35 UM ball on UM36.

#### MIAMI (FLA.) drive start at 00:25.

1-10	UM 36	Harris, J. rush for 19 yards to the VA45, 1ST DOWN UM, out-of-bounds.	R18
1-10	VA 45	Harris, J. pass incomplete to Streeter, T. (Mosley,C).	
2-10	VA 45	Morris, S. pass complete to Benjamin, T. for 13 yards to the VA32, 1ST DOWN UM, out-of-bounds.	P19
1-10	VA 32	Morris, S. pass complete to Clements, E. for 23 yards to the VA9, 1ST DOWN UM (McLeod,R;Greer,S).	P20

End of game, clock 00:00.

*4 plays, 55 yards, 0:25*

#### FINAL SCORE: Virginia 28, Miami (Fla.) 21



**Play-by-Play Summary (4th quarter)**  
**Virginia vs Miami (Fla.) (Oct 27, 2011 at Miami Gardens, Fla.)**



Quarter Summary	Score	Time Poss	1st Downs				Conversions		Rushing	Passing	Penalties
			R	P	X	T	3rd	4th			
Virginia	8	04:47	1	1	0	2	1-3	0-0	9-23	1-1-0-78	0-0
Miami (Fla.)	7	10:13	2	6	0	8	1-4	2-3	11-56	9-12-0-94	0-0



**Quickie Statistics (4th quarter only)**  
**Virginia vs Miami (Fla.) (Oct 27, 2011 at Miami Gardens, Fla.)**



	VA	UM
Score	8	7
<b>FIRST DOWNS</b>	2	8
<b>RUSHES-YARDS (NET)</b>	9-23	11-56
<b>PASSING YDS (NET)</b>	78	94
Passes Att-Comp-Int	1-1-0	12-9-0
<b>TOTAL OFFENSE PLAYS-YARDS</b>	10-101	23-150
Fumble Returns-Yards	0-0	0-0
Punt Returns-Yards	0-0	0-0
Kickoff Returns-Yards	1-8	1-30
Interception Returns-Yards	0-0	0-0
Punts (Number-Avg)	2-36.5	0-0.0
Fumbles-Lost	1-0	0-0
Penalties-Yards	0-0	0-0
Possession Time	04:47	10:13
Third-Down Conversions	1 of 3	1 of 4
Fourth-Down Conversions	0 of 0	2 of 3

**Virginia**

<b>Rushing</b>	No.	Gain	Loss	Net	TD	Lg	Avg
Kevin Parks	6	21	1	20	0	10	3.3
Perry Jones	2	6	4	2	0	6	1.0
Michael Rocco	1	1	0	1	0	1	1.0

<b>Passing</b>	C-A-I	Yds	TD	Long	Sack
Michael Rocco	1-1-0	78	1	78	0

<b>Receiving</b>	No.	Yards	TD	Long
Perry Jones	1	78	1	78

<b>Punting</b>	No.	Yds	Avg	Long	In20	TB
Jimmy Howell	2	73	36.5	37	0	0

<b>Punt Returns</b>	No.	Yards	TD	Long

<b>Kick Returns</b>	No.	Yards	TD	Long
Khalek Shepherd	1	8	0	8

<b>Tackles</b>	UA-A	Total	Sacks	TFL
Steve Greer	3-1	4	0.0	0.0
LaRoy Reynolds	3-0	3	0.0	1.0
Aaron Taliaferro	1-1	2	0.0	0.0
Rodney McLeod	1-1	2	0.0	0.0

**Miami (Fla.)**

<b>Rushing</b>	No.	Gain	Loss	Net	TD	Lg	Avg
Lamar Miller	6	38	0	38	0	17	6.3
Jacory Harris	1	19	0	19	0	19	19.0
Mike James	3	2	1	1	0	1	0.3
Travis Benjamin	1	0	2	-2	0	0	-2.0

<b>Passing</b>	C-A-I	Yds	TD	Long	Sack
Jacory Harris	7-10-0	58	1	15	0
Stephen Morris	2-2-0	36	0	23	0

<b>Receiving</b>	No.	Yards	TD	Long
Allen Hurns	3	37	1	15
Eduardo Clements	1	23	0	23
Tommy Streeter	1	13	0	13
Travis Benjamin	1	13	0	13

<b>Punting</b>	No.	Yds	Avg	Long	In20	TB

<b>Punt Returns</b>	No.	Yards	TD	Long

<b>Kick Returns</b>	No.	Yards	TD	Long
Travis Benjamin	1	30	0	30

<b>Tackles</b>	UA-A	Total	Sacks	TFL
Sean Spence	2-1	3	0.0	0.0
Adewale Ojomo	1-1	2	0.0	0.5
Vaughn Telemaque	1-1	2	0.0	0.0
Eduardo Clements	1-0	1	0.0	0.0

Qtr	Time	Scoring Play	V-H
1st	05:03	VA - Darius Jennings 53 yd pass from Michael Rocco (Robert Randolph kick), 4-74 1:55	7 - 0
2nd	13:02	VA - Robert Randolph 22 yd field goal, 13-72 4:50	10 - 0
	04:15	VA - Tim Smith 37 yd pass from Perry Jones (Robert Randolph kick), 9-77 3:47	17 - 0
	00:35	UM - Tommy Streeter 3 yd pass from Jacory Harris (Jake Wieclaw kick), 8-68 3:40	17 - 7
3rd	12:26	VA - Robert Randolph 24 yd field goal, 6-56 2:34	20 - 7
	00:29	UM - Tommy Streeter 51 yd pass from Jacory Harris (Jake Wieclaw kick), 5-80 2:23	20 - 14
4th	14:08	VA - Perry Jones 78 yd pass from Michael Rocco (Tim Smith pass from Rocco,M), 3-86 1:21	8 - 0
	09:22	UM - Allen Hurns 9 yd pass from Jacory Harris (Jake Wieclaw kick), 10-58 4:46	8 - 7



**Scoring Summary (Final)**  
**2011 University of Virginia Football**  
**Virginia vs Maryland (Nov 05, 2011 at College Park, Md.)**



Virginia (6-3,3-2) vs. Maryland (2-7,1-5)

Date: Nov 05, 2011 • Site: College Park, Md. • Stadium: Capital One at Byrd

Attendance: 37401

Score by Quarters	1	2	3	4	Total
Virginia	7	7	14	3	<b>31</b>
Maryland	3	10	0	0	<b>13</b>

Qtr	Time	Scoring Play	V-H
1st	14:40	VA - Perry Jones 47 yd run (Robert Randolph kick), 1-47 0:11	7 - 0
	00:45	MD - Ferrara 24 yd field goal, 11-71 3:54	7 - 3
2nd	10:48	MD - Campbell 13 yd pass from Brown (Ferrara kick), 4-83 1:03	7 - 10
	02:49	MD - Ferrara 20 yd field goal, 8-58 4:12	7 - 13
	01:34	VA - Kevin Parks 35 yd pass from Michael Rocco (Robert Randolph kick), 4-65 1:07	14 - 13
3rd	07:21	VA - Perry Jones 1 yd run (Robert Randolph kick), 13-94 5:56	21 - 13
	03:06	VA - Max Milien 17 yd pass from Michael Rocco (Robert Randolph kick), 7-66 3:11	28 - 13
4th	13:38	VA - Robert Randolph 28 yd field goal, 7-69 2:54	31 - 13

Kickoff time: 12:30 • End of Game: 3:45 • Total elapsed time: 3:15

Officials: Referee: Gary Patterson; Umpire: Rich McMahan; Linesman: Michael Kelley;

Line judge: Tommy Giles; Back judge: Delbert Bell; Field judge: Scott Maslin;

Side judge: Pat Garvey;

Temperature: 46 • Wind: 8 NE • Weather: Sunny



**Team Statistics (Final)**  
**2011 University of Virginia Football**  
**Virginia vs Maryland (Nov 05, 2011 at College Park, Md.)**



	VA	MD
<b>FIRST DOWNS</b>	24	16
Rushing	9	3
Passing	14	12
Penalty	1	1
<b>NET YARDS RUSHING</b>	220	84
Rushing Attempts	45	22
Average Per Rush	4.9	3.8
Rushing Touchdowns	2	0
Yards Gained Rushing	241	101
Yards Lost Rushing	21	17
<b>NET YARDS PASSING</b>	307	269
Completions-Attempts-Int	23-36-1	20-43-3
Average Per Attempt	8.5	6.3
Average Per Completion	13.3	13.4
Passing Touchdowns	2	1
<b>TOTAL OFFENSE YARDS</b>	527	353
Total offense plays	81	65
Average Gain Per Play	6.5	5.4
Fumbles: Number-Lost	2-2	4-2
Penalties: Number-Yards	5-40	4-25
<b>PUNTS-YARDS</b>	5-205	6-231
Average Yards Per Punt	41.0	38.5
Net Yards Per Punt	33.6	38.5
Inside 20	0	2
50+ Yards	1	0
Touchbacks	2	0
Fair catch	0	1
<b>KICKOFFS-YARDS</b>	6-376	4-235
Average Yards Per Kickoff	62.7	58.8
Net Yards Per Kickoff	37.2	34.2
Touchbacks	0	0
Punt returns: Number-Yards-TD	1-0-0	1-3-0
Average Per Return	0.0	-3.0
Kickoff returns: Number-Yds-TD	4-98-0	6-153-0
Average Per Return	24.5	25.5
Interceptions: Number-Yds-TD	3-15-0	1-3-0
Fumble Returns: Number-Yds-TD	0-0-0	1-14-0
Miscellaneous Yards	0	0
Possession Time	34:10	25:50
1st Quarter	8:26	6:34
2nd Quarter	7:14	7:46
3rd Quarter	10:39	4:21
4th Quarter	7:51	7:09
Third-Down Conversions	7 of 15	3 of 14
Fourth-Down Conversions	1 of 2	1 of 4
Red-Zone Scores-Chances	3-5	3-4
Touchdowns	2-5	1-4
Field goals	1-5	2-4
Sacks By: Number-Yards	1-7	0-0
PAT Kicks	4-4	1-1
Field Goals	1-1	2-2



**Individual Statistics (Final)**  
**2011 University of Virginia Football**  
**Virginia vs Maryland (Nov 05, 2011 at College Park, Md.)**



**Virginia**

Rushing	No.	Gain	Loss	Net	TD	Lg	Avg
Perry Jones	22	145	6	139	2	47	6.3
Kevin Parks	14	71	4	67	0	28	4.8
Michael Rocco	1	16	0	16	0	16	16.0
Clifton Richardson	3	4	0	4	0	1	1.3
Khalek Shepherd	1	1	0	1	0	1	1.0
David Watford	4	4	11	-7	0	3	-1.8
<b>Totals</b>	<b>45</b>	<b>241</b>	<b>21</b>	<b>220</b>	<b>2</b>	<b>47</b>	<b>4.9</b>

Passing	C-A-I	Yds	TD	Long	Sack
Michael Rocco	23-36-1	307	2	35	0
<b>Totals</b>	<b>23-36-1</b>	<b>307</b>	<b>2</b>	<b>35</b>	<b>0</b>

Receiving	No.	Yards	TD	Long
Kris Burd	9	112	0	25
Tim Smith	5	101	0	30
Max Milien	2	24	1	17
Paul Freedman	2	18	0	11
Darius Jennings	2	-1	0	3
Kevin Parks	1	35	1	35
Perry Jones	1	10	0	10
Colter Phillips	1	8	0	8
<b>Totals</b>	<b>23</b>	<b>307</b>	<b>2</b>	<b>35</b>

Punting	No.	Yds	Avg	Long	In20	TB
Jimmy Howell	5	205	41.0	55	0	2
<b>Totals</b>	<b>5</b>	<b>205</b>	<b>41.0</b>	<b>55</b>	<b>0</b>	<b>2</b>

Returns	Punt			Kickoff			Intercept		
	No	Yds	Lg	No	Yds	Lg	No	Yds	Lg
Dominique Terrell	1	0	0	0	0	0	0	0	0
Darius Jennings	0	0	0	2	24	28	0	0	0
Rodney McLeod	0	0	0	0	0	0	3	15	8
Khalek Shepherd	0	0	0	2	74	48	0	0	0
<b>Totals</b>	<b>1</b>	<b>0</b>	<b>0</b>	<b>4</b>	<b>98</b>	<b>48</b>	<b>3</b>	<b>15</b>	<b>8</b>

Field goals	Qtr	Time	Dist	Result
Robert Randolph	4th	13:38	28 yards	Good

Kickoffs	No.	Yards	Avg	TB	OB
Chris Hinkebein	6	376	62.7	0	0

All-purpose	Run	Rcv	KR	PR	IR	Total
Perry Jones	139	10	0	0	0	149
Kris Burd	0	112	0	0	0	112
Kevin Parks	67	35	0	0	0	102
Tim Smith	0	101	0	0	0	101

**Maryland**

Rushing	No.	Gain	Loss	Net	TD	Lg	Avg
Meggett	9	57	5	52	0	42	5.8
Brown	2	25	1	24	0	25	12.0
Pickett	6	14	1	13	0	10	2.2
Wilson	1	4	0	4	0	4	4.0
Cierski	1	1	0	1	0	1	1.0
TEAM	1	0	4	-4	0	0	-4.0
O'Brien	2	0	6	-6	0	0	-3.0
<b>Totals</b>	<b>22</b>	<b>101</b>	<b>17</b>	<b>84</b>	<b>0</b>	<b>42</b>	<b>3.8</b>

Passing	C-A-I	Yds	TD	Long	Sack
O'Brien	16-36-2	241	0	39	1
Brown	4-7-1	28	1	13	0
<b>Totals</b>	<b>20-43-3</b>	<b>269</b>	<b>1</b>	<b>39</b>	<b>1</b>

Receiving	No.	Yards	TD	Long
McCree	7	117	0	39
Boykins	6	101	0	35
Dorsey	2	22	0	11
Tyler	2	10	0	7
Campbell	1	13	1	13
Wilson	1	3	0	3
Furstenburg	1	3	0	3
<b>Totals</b>	<b>20</b>	<b>269</b>	<b>1</b>	<b>39</b>

Punting	No.	Yds	Avg	Long	In20	TB
Ferrara	6	231	38.5	48	2	0
<b>Totals</b>	<b>6</b>	<b>231</b>	<b>38.5</b>	<b>48</b>	<b>2</b>	<b>0</b>

Returns	Punt			Kickoff			Intercept		
	No	Yds	Lg	No	Yds	Lg	No	Yds	Lg
Twine	1	-3	0	0	0	0	0	0	0
Tyler	0	0	0	5	128	33	0	0	0
Drakeford	0	0	0	0	0	0	1	3	3
Pickett	0	0	0	1	25	25	0	0	0
<b>Totals</b>	<b>1</b>	<b>-3</b>	<b>0</b>	<b>6</b>	<b>153</b>	<b>33</b>	<b>1</b>	<b>3</b>	<b>3</b>

Field goals	Qtr	Time	Dist	Result
Ferrara	1st	00:45	24 yards	Good
Ferrara	2nd	02:49	20 yards	Good

Kickoffs	No.	Yards	Avg	TB	OB
Ferrara	4	235	58.8	0	0

All-purpose	Run	Rcv	KR	PR	IR	Total
Tyler	0	10	128	0	0	138
McCree	0	117	0	0	0	117
Boykins	0	101	0	0	0	101
Meggett	52	0	0	0	0	52

FUMBLES: Virginia-Clifton Richardson 1-1; David Watford 1-1. Maryland-Meggett 1-0; TEAM 1-0; Twine 1-1; O'Brien 1-1.





**Defensive Statistics (Final)**  
**2011 University of Virginia Football**  
**Virginia vs Maryland (Nov 05, 2011 at College Park, Md.)**



##	Virginia	Solo	Ast	Total	Sacks-Yds	TFL-Yds	FF	FR-Yds	Int-Yds	BrUp	Blks	QBH
4	Rodney McLeod	3	4	7	-	-	-	-	3-15	1	-	-
52	Aaron Taliaferro	5	1	6	-	1.0-1	-	-	-	-	-	-
1	Demetrious Nicholson	5	0	5	-	-	-	-	-	2	-	-
53	Steve Greer	3	2	5	-	0.5-1	-	-	-	-	-	-
7	Corey Mosley	3	2	5	-	0.5-0	-	-	-	-	-	-
9	LaRoy Reynolds	2	3	5	-	-	-	-	-	-	-	-
94	Matt Conrath	2	0	2	-	-	-	-	-	-	-	-
56	Cam Johnson	1	1	2	-	1.0-1	-	-	-	-	-	-
44	Henry Coley	1	1	2	-	-	-	-	-	-	-	-
96	Nick Jenkins	1	1	2	-	-	-	-	-	-	-	-
13	Chase Minnifield	1	1	2	-	-	-	-	-	2	-	-
37	LoVante Battle	1	1	2	-	-	-	-	-	-	-	-
90	Jake Snyder	0	2	2	-	-	-	-	-	1	-	-
47	Bill Schautz	1	0	1	1.0-7	1.0-7	1	1-0	-	-	-	-
22	Drequan Hoskey	1	0	1	-	-	-	-	-	-	-	-
6	Darius Jennings	1	0	1	-	-	-	-	-	-	-	-
86	Ray Keys	1	0	1	-	-	-	-	-	-	-	-
26	Ausar Walcott	1	0	1	-	-	-	-	-	-	-	-
11	Chris Hinkebein	1	0	1	-	-	-	-	-	-	-	-
33	Perry Jones	1	0	1	-	-	-	-	-	-	-	-
93	Will Hill	0	1	1	-	-	-	-	-	1	-	-
83	Jake McGee	0	0	0	-	-	-	1-0	-	-	-	-
<b>Totals</b>		<b>35</b>	<b>20</b>	<b>55</b>	<b>1.0-7</b>	<b>4.0-10</b>	<b>1</b>	<b>2-0</b>	<b>3-15</b>	<b>7</b>	<b>0</b>	<b>0</b>

##	Maryland	Solo	Ast	Total	Sacks-Yds	TFL-Yds	FF	FR-Yds	Int-Yds	BrUp	Blks	QBH
48	Franklin	10	2	12	-	1.0-1	-	-	-	-	-	-
9	Hartsfield	3	9	12	-	1.5-3	-	1-0	-	1	-	-
52	Drakeford	7	4	11	-	1.0-5	1	-	1-3	-	-	-
72	Vellano	6	4	10	-	1.0-1	1	-	-	-	-	-
35	Twine	5	5	10	-	1.0-5	-	-	-	-	-	-
21	Hughes	4	1	5	-	-	-	-	-	-	-	-
25	McDougle	3	1	4	-	1.0-4	-	-	-	1	-	-
27	Till	2	1	3	-	-	-	-	-	-	-	-
57	Evans	2	1	3	-	-	-	-	-	-	-	-
19	Hendy	1	2	3	-	-	-	1-14	-	-	-	-
22	Chism	1	2	3	-	-	-	-	-	-	-	-
43	Ferrara	2	0	2	-	-	-	-	-	-	-	-
90	Hampton	0	2	2	-	-	-	-	-	-	-	-
41	Whitfield	1	0	1	-	-	-	-	-	1	-	-
97	Kilgo	1	0	1	-	-	-	-	-	-	-	-
13	Boykins	1	0	1	-	-	-	-	-	-	-	-
31	Wilson	1	0	1	-	-	-	-	-	-	-	-
29	Au Walker	0	1	1	-	-	-	-	-	-	-	-
91	Bowers	0	1	1	-	-	-	-	-	-	-	-
96	Francis	0	1	1	-	-	-	-	-	-	-	-
93	Monroe	0	1	1	-	0.5-1	-	-	-	-	-	-
<b>Totals</b>		<b>50</b>	<b>38</b>	<b>88</b>	<b>0.0-0</b>	<b>7.0-20</b>	<b>2</b>	<b>2-14</b>	<b>1-3</b>	<b>3</b>	<b>0</b>	<b>0</b>



**Drive Chart (By Team) (Final)**  
**2011 University of Virginia Football**  
**Virginia vs Maryland (Nov 05, 2011 at College Park, Md.)**



Team	Qtr	Drive Started			Drive Ended			Consumed	
		Spot	Time	Obtained	Spot	Time	How lost	PI - Yds	TOP
VA	1st	V30	15:00	Possession	V30	14:51	Kickoff	0 - 0	0:09
VA		M47	14:51	Kickoff	M00	14:40	*TOUCHDOWN	1 - 47	0:11
VA		V07	13:50	Punt	M43	08:55	Punt	11 - 50	4:55
VA		V41	07:05	Punt	V39	04:39	Punt	3 - (2)	2:26
VA		V12	00:41	Kickoff	M17	11:51	Fumble	9 - 71	3:50
VA	2nd	V43	10:42	Kickoff	V45	09:50	Punt	3 - 2	0:52
VA		M48	08:33	Punt	M40	07:01	Downs	4 - 8	1:32
VA		V35	02:41	Kickoff	M00	01:34	*TOUCHDOWN	4 - 65	1:07
VA		V26	00:20	Punt	V43	00:00	End of half	3 - 17	0:20
VA	3rd	V06	13:17	Punt	M00	07:21	*TOUCHDOWN	13 - 94	5:56
VA		V34	06:17	Interception	M00	03:06	*TOUCHDOWN	7 - 66	3:11
VA		V20	01:32	Punt	M11	13:38	*FIELD GOAL	7 - 69	2:54
VA	4th	V29	11:12	Interception	V28	10:30	Interception	2 - (1)	0:42
VA		V20	10:05	Downs	V42	07:11	Punt	6 - 22	2:54
VA		M27	07:11	Fumble	M23	05:03	Fumble	5 - 4	2:08
VA		V04	03:21	Interception	V08	03:21	Punt	3 - 4	0:00
VA		V45	00:45	Fumble	V46	00:00	End of half	1 - 1	0:45

Virginia	1st Qtr	2nd Qtr	3rd Qtr	4th Qtr	1st Half	2nd Half	Total
Time of possession	08:26	07:14	10:39	07:51	15:40	18:30	34:10
3rd down conversions	1-3	2-4	2-3	2-5	3-7	4-8	7-15
Average field position	V28	V39	V20	V41	V33	V32	V32
4th down conversions	0-0	0-1	1-1	0-0	0-1	1-1	1-2

Team	Qtr	Drive Started			Drive Ended			Consumed	
		Spot	Time	Obtained	Spot	Time	How lost	PI - Yds	TOP
MD	1st	M44	14:33	Kickoff	M48	13:50	Punt	3 - 4	0:43
MD		M20	08:55	Punt	M37	07:05	Punt	4 - 17	1:50
MD		M23	04:39	Punt	V06	00:45	*FIELD GOAL	11 - 71	3:54
MD	2nd	M17	11:51	Fumble	V00	10:48	*TOUCHDOWN	4 - 83	1:03
MD		M20	09:50	Punt	M22	08:33	Punt	3 - 2	1:17
MD		M40	07:01	Downs	V02	02:49	*FIELD GOAL	8 - 58	4:12
MD		M27	01:28	Kickoff	M29	00:20	Punt	3 - 2	1:08
MD	3rd	M29	15:00	Kickoff	M47	13:17	Punt	4 - 18	1:43
MD		M29	07:14	Kickoff	V30	06:17	Interception	3 - 41	0:57
MD		M29	02:59	Kickoff	M35	01:32	Punt	3 - 6	1:27
MD	4th	M39	13:31	Kickoff	M50	11:12	Interception	5 - 11	2:19
MD		V20	10:30	Interception	V20	10:05	Downs	4 - 0	0:25
MD		M30	00:00	Punt	M27	07:11	Fumble	0 - (3)	0:00
MD		M37	05:03	Fumble	V23	03:21	Interception	10 - 40	1:42
MD		M50	03:21	Punt	V45	00:45	Fumble	2 - 5	2:36

Maryland	1st Qtr	2nd Qtr	3rd Qtr	4th Qtr	1st Half	2nd Half	Total
Time of possession	06:34	07:46	04:21	07:09	14:20	11:30	25:50
3rd down conversions	2-4	1-4	0-2	0-4	3-8	0-6	3-14
Average field position	M29	M26	M29	V49	M27	M41	M34
4th down conversions	0-0	0-0	0-0	1-4	0-0	1-4	1-4



**Drive Chart (By Quarter) (Final)**  
**2011 University of Virginia Football**  
**Virginia vs Maryland (Nov 05, 2011 at College Park, Md.)**



Team	Qtr	Drive Started			Drive Ended			Consumed	
		Spot	Time	Obtained	Spot	Time	How lost	Pl - Yds	TOP
VA	1st	V30	15:00	Possession	V30	14:51	Kickoff	0 - 0	0:09
VA		M47	14:51	Kickoff	M00	14:40	*TOUCHDOWN	1 - 47	0:11
MD		M44	14:33	Kickoff	M48	13:50	Punt	3 - 4	0:43
VA		V07	13:50	Punt	M43	08:55	Punt	11 - 50	4:55
MD		M20	08:55	Punt	M37	07:05	Punt	4 - 17	1:50
VA		V41	07:05	Punt	V39	04:39	Punt	3 - (2)	2:26
MD		M23	04:39	Punt	V06	00:45	*FIELD GOAL	11 - 71	3:54
VA		V12	00:41	Kickoff	M17	11:51	Fumble	9 - 71	3:50
MD	2nd	M17	11:51	Fumble	V00	10:48	*TOUCHDOWN	4 - 83	1:03
VA		V43	10:42	Kickoff	V45	09:50	Punt	3 - 2	0:52
MD		M20	09:50	Punt	M22	08:33	Punt	3 - 2	1:17
VA		M48	08:33	Punt	M40	07:01	Downs	4 - 8	1:32
MD		M40	07:01	Downs	V02	02:49	*FIELD GOAL	8 - 58	4:12
VA		V35	02:41	Kickoff	M00	01:34	*TOUCHDOWN	4 - 65	1:07
MD		M27	01:28	Kickoff	M29	00:20	Punt	3 - 2	1:08
VA		V26	00:20	Punt	V43	00:00	End of half	3 - 17	0:20
MD	3rd	M29	15:00	Kickoff	M47	13:17	Punt	4 - 18	1:43
VA		V06	13:17	Punt	M00	07:21	*TOUCHDOWN	13 - 94	5:56
MD		M29	07:14	Kickoff	V30	06:17	Interception	3 - 41	0:57
VA		V34	06:17	Interception	M00	03:06	*TOUCHDOWN	7 - 66	3:11
MD		M29	02:59	Kickoff	M35	01:32	Punt	3 - 6	1:27
VA		V20	01:32	Punt	M11	13:38	*FIELD GOAL	7 - 69	2:54
MD	4th	M39	13:31	Kickoff	M50	11:12	Interception	5 - 11	2:19
VA		V29	11:12	Interception	V28	10:30	Interception	2 - (1)	0:42
MD		V20	10:30	Interception	V20	10:05	Downs	4 - 0	0:25
VA		V20	10:05	Downs	V42	07:11	Punt	6 - 22	2:54
MD		M30	00:00	Punt	M27	07:11	Fumble	0 - (3)	0:00
VA		M27	07:11	Fumble	M23	05:03	Fumble	5 - 4	2:08
MD		M37	05:03	Fumble	V23	03:21	Interception	10 - 40	1:42
VA		V04	03:21	Interception	V08	03:21	Punt	3 - 4	0:00
MD		M50	03:21	Punt	V45	00:45	Fumble	2 - 5	2:36
VA		V45	00:45	Fumble	V46	00:00	End of half	1 - 1	0:45



**Participation Report (Final)**  
**2011 University of Virginia Football**  
**Virginia vs Maryland (Nov 05, 2011 at College Park, Md.)**



**Virginia**

**Maryland**

<b>Pos</b>	<b>##</b>	<b>OFFENSE</b>
LT	72	Oday Aboushi
LG	63	Austin Pasztor
C	68	Anthony Mihota
RG	70	Luke Bowanko
RT	78	Morgan Moses
TE	89	Colter Phillips
TE	88	Paul Freedman
QB	16	Michael Rocco
TB	33	Perry Jones
WR	18	Kris Burd
WR	20	Tim Smith

<b>Pos</b>	<b>##</b>	<b>OFFENSE</b>
LT	73	Garcia
LG	67	White
C	63	Fulper
RG	68	Cary
RT	76	Dill
TE	89	Furstenburg
QB	5	O'Brien
TB	8	Meggett
WR	12	Dorsey
WR	17	McCree
WR	4	Tyler

<b>Pos</b>	<b>##</b>	<b>DEFENSE</b>
DE	90	Jake Snyder
DT	94	Matt Conrath
DT	96	Nick Jenkins
DE	56	Cam Johnson
SLB	26	Ausar Walcott
MLB	53	Steve Greer
WLB	9	LaRoy Reynolds
CB	1	Demetrious Nicholson
FS	7	Corey Mosley
SS	4	Rodney McLeod
CB	13	Chase Minnifield

<b>Pos</b>	<b>##</b>	<b>DEFENSE</b>
DE	41	Whitfield
DT	72	Vellano
DT	90	Hampton
DE	91	Bowers
STAR	52	Drakeford
MIKE	9	Hartsfield
WILL	35	Twine
CB	25	McDougle
S	48	Franklin
S	27	Till
CB	22	Chism

Virginia: 2-Dominique Terrell, 2J-Jacob Hodges, 3-Robert Randolph, 4F-Matt Fortin, 5-David Watford, 6-Darius Jennings, 7M-Kyle McCartin, 8-Jimmy Howell, 10-Clifton Richardson, 11-Chris Hinkebein, 15-Ross Metheny, 17-Miles Gooch, 21-Brandon Phelps, 22-Drequan Hoskey, 23-Dom Joseph, 25-Kevin Parks, 27-Rijo Walker, 28-Anthony Harris, 29-D.J. Hill, 34-Terence Fells-Danzer, 36-Max Milien, 37-LoVante Battle, 38-Khalek Shepherd, 39-Tucker Windle, 42-Brian Oden, 43-Kameron Mack, 44-Henry Coley, 47-Bill Schautz, 52-Aaron Taliaferro, 54-Justin Renfrow, 61-Cody Wallace, 71-Matt Mihalik, 74-Conner Davis, 75-Kelby Johnson, 79-Sean Cascarano, 81-Jeremiah Mathis, 83-Jake McGee, 86-Ray Keys, 87-Zachary Swanson, 91-Thompson Brown, 93-Will Hill, 98-Chris Brathwaite, 99-Brent Urban.

Maryland: 1-Logan, 2-Burns, 6G-A.Thomas, 7-Coxson, 13-Boykins, 14-J.Johnson, 15-Rowson, 16-Brown, 19-Hendy, 21-Hughes, 29-Au.Walker, 31-Wilson, 34-Campbell, 43-Ferrara, 44-Pickett, 47-Farrand, 49-Cierski, 53-Goree, 57-Evans, 61-Wheeler, 75-Gilbert, 81-Schlothauer, 87-Dulin, 92-Downs, 93-Monroe, 96-Francis, 97-Kilgo.



## Play-by-Play Summary (1st quarter)

### Virginia vs Maryland (Nov 05, 2011 at College Park, Md.)



Va. wins toss and will receive. Md. to defend east goal.

1-10 VA 30 Change of possession, MD ball on MD30, 1st and 10.

*0 plays, 0 yards, 0:09*

Ferrara kickoff 65 yards to the VA5, Shepherd,K return 48 yards to the MD47 (Hughes).

**VIRGINIA drive start at 14:51.**

1-10 MD 47 Jones,P rush for 47 yards to the MD0, 1ST DOWN VA, TOUCHDOWN, clock 14:40. R1

1-G MD 03 Randolph,R kick attempt good.

**Virginia 7, Maryland 0**

*1 play, 47 yards, 0:18*

Hinkebein,C kickoff 59 yards to the MD11, Tyler return 33 yards to the MD44 (Hinkebein,C).

**MARYLAND drive start at 14:33.**

1-10 MD 44 Meggett rush for 4 yards to the MD48 (Walcott,A).

2-6 MD 48 O'Brien pass incomplete to McCree.

3-6 MD 48 O'Brien pass incomplete to Boykins.

4-6 MD 48 Ferrara punt 45 yards to the VA7, fair catch by Terrell,D.

*3 plays, 4 yards, 0:43*

**VIRGINIA drive start at 13:50.**

1-10 VA 07 Parks,K rush for 1 yard to the VA8 (Vellano).

2-9 VA 08 Rocco,M pass complete to Burd,K for 11 yards to the VA19, 1ST DOWN VA (Drakeford). P2

1-10 VA 19 Rocco,M pass complete to Milien,M for 7 yards to the VA26 (Franklin).

2-3 VA 26 Parks,K rush for 8 yards to the VA34 (Chism;Vellano), PENALTY VA false start 5 yards to the VA21, NO PLAY.

2-8 VA 21 Jones,P rush for 15 yards to the VA36 (McDougle), PENALTY VA illegal block 10 yards to the VA26.

2-3 VA 26 2nd and 3.

2-3 VA 26 Jones,P rush for 6 yards to the VA32, 1ST DOWN VA (Chism;Drakeford). R3

1-10 VA 32 Parks,K rush for no gain to the VA32 (Twine).

2-10 VA 32 Rocco,M pass incomplete to Keys,R (McDougle).

3-10 VA 32 Rocco,M pass complete to Smith,T for 19 yards to the MD49, 1ST DOWN VA (Franklin). P4

1-10 MD 49 Rocco,M pass incomplete to Smith,T.

2-10 MD 49 Rocco,M pass complete to Burd,K for 6 yards to the MD43 (Till).

3-4 MD 43 Rocco,M pass incomplete to Jones,P.

4-4 MD 43 Howell,J punt 43 yards to the MD0, touchback.

*11 plays, 50 yards, 4:55*

**MARYLAND drive start at 08:55.**

1-10 MD 20 Meggett rush for loss of 3 yards to the MD17, fumble by Meggett recovered by MD Meggett at MD16.

2-14 MD 16 O'Brien pass complete to McCree for 17 yards to the MD33, 1ST DOWN MD (McLeod,R;Greer,S), PENALTY VA offside declined. P1

1-10 MD 33 Meggett rush for 4 yards to the MD37 (Greer,S).

2-6 MD 37 O'Brien pass incomplete to McCree (McLeod,R).

3-6 MD 37 O'Brien pass complete to Tyler for 14 yards to the VA49, PENALTY MD pass interference declined, PENALTY MD illegal touching (Tyler) 0 yards to the MD37, NO PLAY.

4-6 MD 37 Ferrara punt 22 yards to the VA41, out-of-bounds.

*4 plays, 17 yards, 1:50*

**VIRGINIA drive start at 07:05.**

1-10 VA 41 Parks,K rush for loss of 3 yards to the VA38 (Hartsfield;Monroe).

2-13 VA 38 Parks,K rush for 3 yards to the VA41 (Evans).

3-10 VA 41 PENALTY VA false start (Mihota,A) 5 yards to the VA36.

3-15 VA 36 Rocco,M pass complete to Jennings,D for 3 yards to the VA39 (Vellano;Twine).

4-12 VA 39 Howell,J punt 38 yards to the MD23, downed.

*3 plays, minus 2 yards, 2:26*

**MARYLAND drive start at 04:39.**

1-10 MD 23 O'Brien pass incomplete to McCree (Minnifield,C).

2-10 MD 23 O'Brien pass incomplete to Pickett.

3-10 MD 23 O'Brien pass complete to Boykins for 10 yards to the MD33, 1ST DOWN MD (Taliaferro,A). P2

1-10 MD 33 Pickett rush for loss of 1 yard to the MD32 (Greer,S;Mosley,C).

2-11 MD 32 Pickett rush for 2 yards to the MD34 (Reynolds,L;McLeod,R).

3-9 MD 34 Timeout Maryland, clock 02:47.

3-9 MD 34 O'Brien pass complete to Boykins for 35 yards to the VA31, 1ST DOWN MD (McLeod,R). P3

1-10 VA 31 O'Brien pass complete to Boykins for 22 yards to the VA9, 1ST DOWN MD (Nicholson,D). P4

1-G VA 09 PENALTY MD false start (Dill) 5 yards to the VA14.

1-G VA 14 Timeout Virginia, clock 02:06.

1-G VA 14 Meggett rush for 1 yard to the VA13 (Conrath,M).

2-G VA 13 O'Brien pass complete to McCree for 7 yards to the VA6, out-of-bounds (Nicholson,D).

3-G VA 06 O'Brien pass incomplete to Dorsey (Nicholson,D).

4-G VA 06 Ferrara field goal attempt from 24 GOOD, clock 00:45.

**Virginia 7, Maryland 3**

*11 plays, 71 yards, 3:58*



**Play-by-Play Summary (1st quarter)**  
**Virginia vs Maryland (Nov 05, 2011 at College Park, Md.)**



Ferrara kickoff 54 yards to the VA16, Jennings,D return -4 yards to the VA12 (Au.Walker;Hendy).

**VIRGINIA drive start at 00:41.**

1-10 VA 12 Jones,P rush for 3 yards to the VA15 (Twine).

2-7 VA 15 Rocco,M pass complete to Burd,K for 6 yards to the VA21 (Franklin).

**END OF 1st QUARTER: Virginia 7, Maryland 3**

Quarter Summary	Score	Time Poss	1st Downs				Conversions		Rushing	Passing	Penalties
			R	P	X	T	3rd	4th			
Virginia	7	08:29	2	2	0	4	1-3	0-0	8-72	6-9-0-52	3-20
Maryland	3	06:31	0	4	0	4	2-4	0-0	6-6	5-11-0-91	2-5



**Quickie Statistics (1st quarter only)**  
**Virginia vs Maryland (Nov 05, 2011 at College Park, Md.)**



	VA	MD
Score	7	3
<b>FIRST DOWNS</b>	4	4
<b>RUSHES-YARDS (NET)</b>	8-72	6-6
<b>PASSING YDS (NET)</b>	52	91
Passes Att-Comp-Int	9-6-0	11-5-0
<b>TOTAL OFFENSE PLAYS-YARDS</b>	17-124	17-97
Fumble Returns-Yards	0-0	0-0
Punt Returns-Yards	0-0	0-0
Kickoff Returns-Yards	2-44	1-33
Interception Returns-Yards	0-0	0-0
Punts (Number-Avg)	2-40.5	2-33.5
Fumbles-Lost	0-0	1-0
Penalties-Yards	3-20	2-5
Possession Time	08:29	06:31
Third-Down Conversions	1 of 3	2 of 4
Fourth-Down Conversions	0 of 0	0 of 0

**Virginia**

Rushing	No.	Gain	Loss	Net	TD	Lg	Avg
Perry Jones	4	71	0	71	1	47	17.8
Kevin Parks	4	4	3	1	0	3	0.2

Passing	C-A-I	Yds	TD	Long	Sack
Michael Rocco	6-9-0	52	0	19	0

Receiving	No.	Yards	TD	Long
Kris Burd	3	23	0	11
Tim Smith	1	19	0	19
Max Milien	1	7	0	7
Darius Jennings	1	3	0	3

Punting	No.	Yds	Avg	Long	In20	TB
Jimmy Howell	2	81	40.5	43	0	1

Punt Returns	No.	Yards	TD	Long

Kick Returns	No.	Yards	TD	Long
Darius Jennings	1	-4	0	0
Khalek Shepherd	1	48	0	48

Tackles	UA-A	Total	Sacks	TFL
Rodney McLeod	1-2	3	0.0	0.0
Steve Greer	1-2	3	0.0	0.5
Demetrious Nicholso	2-0	2	0.0	0.0
Matt Conrath	1-0	1	0.0	0.0

**Maryland**

Rushing	No.	Gain	Loss	Net	TD	Lg	Avg
Meggett	4	9	4	5	0	4	1.2
Pickett	2	2	1	1	0	2	0.5

Passing	C-A-I	Yds	TD	Long	Sack
O'Brien	5-11-0	91	0	35	0

Receiving	No.	Yards	TD	Long
Boykins	3	67	0	35
McCree	2	24	0	17

Punting	No.	Yds	Avg	Long	In20	TB
Ferrara	2	67	33.5	45	1	0

Punt Returns	No.	Yards	TD	Long

Kick Returns	No.	Yards	TD	Long
Tyler	1	33	0	33

Tackles	UA-A	Total	Sacks	TFL
Franklin	3-0	3	0.0	0.0
Twine	2-1	3	0.0	0.0
Drakeford	1-1	2	0.0	0.0
Vellano	1-1	2	0.0	0.0

Qtr	Time	Scoring Play	V-H
1st	14:40	VA - Perry Jones 47 yd run (Robert Randolph kick), 1-47 0:18	7 - 0
	00:45	MD - Ferrara 24 yd field goal, 11-71 3:58	7 - 3



## Play-by-Play Summary (2nd quarter)

### Virginia vs Maryland (Nov 05, 2011 at College Park, Md.)



3-1	VA 21	Start of 2nd quarter, clock 15:00.	
3-1	VA 21	Jones,P rush for 4 yards to the VA25, 1ST DOWN VA (Drakeford).	R5
1-10	VA 25	Richardson,C rush for 1 yard to the VA26 (Drakeford).	
2-9	VA 26	Rocco,M pass complete to Freedman,P for 11 yards to the VA37, 1ST DOWN VA.	P6
1-10	VA 37	Rocco,M pass complete to Burd,K for 25 yards to the MD38, 1ST DOWN VA (Till).	P7
1-10	MD 38	Rocco,M pass complete to Smith,T for 10 yards to the MD28, 1ST DOWN VA (Chism;Twine).	P8
1-10	MD 28	PENALTY VA false start (Bowanko,L) 5 yards to the MD33.	
1-15	MD 33	Rocco,M pass complete to Burd,K for 13 yards to the MD20 (Hartsfield).	
2-2	MD 20	Richardson,C rush for 1 yard to the MD19, fumble forced by Vellano, fumble by Richardson,C recovered by MD Hartsfield at MD17.	
<i>9 plays, 71 yards, 3:50</i>			

**MARYLAND drive start at 11:51.**

1-10	MD 17	Meggett rush for 42 yards to the VA41, 1ST DOWN MD, out-of-bounds.	R5
1-10	VA 41	Brown pass complete to McCree for 3 yards to the VA38 (McLeod,R;Reynolds,L).	
2-7	VA 38	Brown rush for 25 yards to the VA13, 1ST DOWN MD (McLeod,R).	R6
1-10	VA 13	Brown pass complete to Campbell for 13 yards to the VA0, 1ST DOWN MD, TOUCHDOWN, clock 10:48.	P7
1-G	VA 03	Ferrara kick attempt good.	

**Maryland 10, Virginia 7**

*4 plays, 83 yards, 1:09*

Ferrara kickoff 53 yards to the VA17, Shepherd,K return 26 yards to the VA43 (Ferrara).

**VIRGINIA drive start at 10:42.**

1-10	VA 43	Jones,P rush for 2 yards to the VA45 (Hartsfield).	
2-8	VA 45	Rocco,M pass incomplete to Jones,P (Whitfield).	
3-8	VA 45	Rocco,M pass incomplete to Burd,K.	
4-8	VA 45	Howell,J punt 55 yards to the MD0, touchback.	
<i>3 plays, 2 yards, 0:52</i>			

**MARYLAND drive start at 09:50.**

1-10	MD 20	Pickett rush for 2 yards to the MD22 (Minnifield,C;Taliaferro,A).	
2-8	MD 22	Pickett rush for no gain to the MD22 (Taliaferro,A).	
3-8	MD 22	Brown pass incomplete to Tyler.	
4-8	MD 22	Ferrara punt 26 yards to the MD48, downed.	
<i>3 plays, 2 yards, 1:17</i>			

**VIRGINIA drive start at 08:33.**

1-10	MD 48	Rocco,M pass complete to Burd,K for 8 yards to the MD40 (Till;McDougle).	
2-2	MD 40	Parks,K rush for 1 yard to the MD39 (Hartsfield;Evans).	
3-1	MD 39	Jones,P rush for no gain to the MD39 (Franklin).	
4-1	MD 39	PENALTY VA personal foul off-setting, PENALTY MD personal foul off-setting.	
4-1	MD 39	Parks,K rush for loss of 1 yard to the MD40 (Vellano).	
<i>4 plays, 8 yards, 1:32</i>			

**MARYLAND drive start at 07:01.**

1-10	MD 40	O'Brien pass incomplete to Dorsey, PENALTY VA pass interference (Nicholson,D) 15 yards to the VA45, 1ST DOWN MD, NO PLAY.	X8
1-10	VA 45	O'Brien pass complete to McCree for 25 yards to the VA20, 1ST DOWN MD, out-of-bounds (Nicholson,D).	P9
1-10	VA 20	O'Brien rush for no gain to the VA20 (Taliaferro,A).	
2-10	VA 20	Meggett rush for 4 yards to the VA16 (Mosley,C;Johnson,C).	
3-6	VA 16	O'Brien pass complete to McCree for 14 yards to the VA2, 1ST DOWN MD (Mosley,C).	P10
1-G	VA 02	Cierski rush for 1 yard to the VA1 (Jenkins,N).	
2-G	VA 01	Meggett rush for no gain to the VA1 (Greer,S).	
3-G	VA 01	Meggett rush for loss of 1 yard to the VA2 (Taliaferro,A).	
4-G	VA 02	Ferrara field goal attempt from 20 GOOD, clock 02:49.	

**Maryland 13, Virginia 7**

*8 plays, 58 yards, 4:20*

Ferrara kickoff 63 yards to the VA7, Jennings,D return 28 yards to the VA35 (Ferrara).

**VIRGINIA drive start at 02:41.**

1-10	VA 35	Rocco,M pass complete to Burd,K for 24 yards to the MD41, 1ST DOWN VA (Franklin).	P9
1-10	MD 41	Jones,P rush for 6 yards to the MD35 (Vellano).	
2-4	MD 35	Rocco,M pass incomplete to Smith,T.	
3-4	MD 35	Rocco,M pass complete to Parks,K for 35 yards to the MD0, 1ST DOWN VA, TOUCHDOWN, clock 01:34.	P10
1-G	MD 03	Randolph,R kick attempt good.	

**Virginia 14, Maryland 13**

*4 plays, 65 yards, 1:13*

Hinkebein,C kickoff 65 yards to the MD5, Tyler return 22 yards to the MD27 (Battle,L).

**MARYLAND drive start at 01:28.**

1-10	MD 27	Wilson rush for 4 yards to the MD31 (Hill,W;Jenkins,N).	
2-6	MD 31	PENALTY MD false start (Garcia) 5 yards to the MD26.	
2-11	MD 26	O'Brien pass complete to Furstenburg for 3 yards to the MD29 (Greer,S).	





**Play-by-Play Summary (2nd quarter)**  
**Virginia vs Maryland (Nov 05, 2011 at College Park, Md.)**



3-8 MD 29 O'Brien pass incomplete to Dorsey.  
 4-8 MD 29 Ferrara punt 45 yards to the VA26, Terrell,D return 0 yards to the VA26 (Hughes).  
*3 plays, 2 yards, 1:08*

**VIRGINIA drive start at 00:20.**

1-10 VA 26 Jones,P rush for 14 yards to the VA40, 1ST DOWN VA.  
 1-10 VA 40 Timeout Virginia, clock 00:14.  
 1-10 VA 40 Rocco,M pass incomplete to Jennings,D.  
 2-10 VA 40 Jones,P rush for 3 yards to the VA43 (Twine).  
 End of half, clock 00:00.

R11

*3 plays, 17 yards, 0:20*

**END OF 2nd QUARTER: Virginia 14, Maryland 13**

Quarter Summary	Score	Time Poss	1st Downs				Conversions		Rushing	Passing	Penalties
			R	P	X	T	3rd	4th			
Virginia	7	07:06	2	5	0	7	2-4	0-1	10-33	7-11-0-126	2-20
Maryland	10	07:54	2	3	1	6	1-4	0-0	10-77	5-7-0-58	1-5



**Quickie Statistics (2nd quarter only)**  
**Virginia vs Maryland (Nov 05, 2011 at College Park, Md.)**



	VA	MD
Score	7	10
<b>FIRST DOWNS</b>	7	6
<b>RUSHES-YARDS (NET)</b>	10-33	10-77
<b>PASSING YDS (NET)</b>	126	58
Passes Att-Comp-Int	11-7-0	7-5-0
<b>TOTAL OFFENSE PLAYS-YARDS</b>	21-159	17-135
Fumble Returns-Yards	0-0	0-0
Punt Returns-Yards	1-0	0-0
Kickoff Returns-Yards	2-54	1-22
Interception Returns-Yards	0-0	0-0
Punts (Number-Avg)	1-55.0	2-35.5
Fumbles-Lost	1-1	0-0
Penalties-Yards	2-20	1-5
Possession Time	07:06	07:54
Third-Down Conversions	2 of 4	1 of 4
Fourth-Down Conversions	0 of 1	0 of 0

**Virginia**

<b>Rushing</b>	No.	Gain	Loss	Net	TD	Lg	Avg
Perry Jones	6	29	0	29	0	14	4.8
Clifton Richardson	2	4	0	4	0	1	2.0
Kevin Parks	2	1	1	0	0	1	0.0

<b>Passing</b>	C-A-I	Yds	TD	Long	Sack
Michael Rocco	7-11-0	126	1	35	0

<b>Receiving</b>	No.	Yards	TD	Long
Kris Burd	4	70	0	25
Kevin Parks	1	35	1	35
Paul Freedman	1	11	0	11
Tim Smith	1	10	0	10

<b>Punting</b>	No.	Yds	Avg	Long	In20	TB
Jimmy Howell	1	55	55.0	55	0	1

<b>Punt Returns</b>	No.	Yards	TD	Long
Dominique Terrell	1	0	0	0

<b>Kick Returns</b>	No.	Yards	TD	Long
Darius Jennings	1	28	0	28
Khalek Shepherd	1	26	0	26

<b>Tackles</b>	UA-A	Total	Sacks	TFL
Aaron Taliaferro	3-1	4	0.0	1.0
Steve Greer	2-0	2	0.0	0.0
Corey Mosley	1-1	2	0.0	0.0
Nick Jenkins	1-1	2	0.0	0.0

**Maryland**

<b>Rushing</b>	No.	Gain	Loss	Net	TD	Lg	Avg
Meggett	4	46	1	45	0	42	11.2
Brown	1	25	0	25	0	25	25.0
Wilson	1	4	0	4	0	4	4.0
Pickett	2	2	0	2	0	2	1.0

<b>Passing</b>	C-A-I	Yds	TD	Long	Sack
O'Brien	3-4-0	42	0	25	0
Brown	2-3-0	16	1	13	0

<b>Receiving</b>	No.	Yards	TD	Long
McCree	3	42	0	25
Campbell	1	13	1	13
Furstenburg	1	3	0	3

<b>Punting</b>	No.	Yds	Avg	Long	In20	TB
Ferrara	2	71	35.5	45	0	0

<b>Punt Returns</b>	No.	Yards	TD	Long

<b>Kick Returns</b>	No.	Yards	TD	Long
Tyler	1	22	0	22

<b>Tackles</b>	UA-A	Total	Sacks	TFL
Vellano	3-0	3	0.0	1.0
Hartsfield	2-1	3	0.0	0.0
Franklin	2-0	2	0.0	0.0
Ferrara	2-0	2	0.0	0.0

Qtr	Time	Scoring Play	V-H
1st	14:40	VA - Perry Jones 47 yd run (Robert Randolph kick), 1-47 0:18	7 - 0
	00:45	MD - Ferrara 24 yd field goal, 11-71 3:58	7 - 3
2nd	10:48	MD - Campbell 13 yd pass from Brown (Ferrara kick), 4-83 1:09	0 - 7
	02:49	MD - Ferrara 20 yd field goal, 8-58 4:20	0 - 10
	01:34	VA - Kevin Parks 35 yd pass from Michael Rocco (Robert Randolph kick), 4-65 1:13	7 - 10



## Play-by-Play Summary (3rd quarter)

### Virginia vs Maryland (Nov 05, 2011 at College Park, Md.)



Start of 3rd quarter, clock 15:00, VA ball on VA30.

Hinkebein,C kickoff 66 yards to the MD4, Pickett return 25 yards to the MD29 (Keys,R).

**MARYLAND drive start at 15:00, MD ball on MD29.**

1-10	MD 29	O'Brien pass complete to McCree for 12 yards to the MD41, 1ST DOWN MD (Mosley,C).	P11
1-10	MD 41	O'Brien pass complete to Tyler for 3 yards to the MD44 (McLeod,R).	
2-7	MD 44	O'Brien pass incomplete (Snyder,J).	
3-7	MD 44	O'Brien pass complete to Wilson for 3 yards to the MD47 (McLeod,R;Snyder,J).	
4-4	MD 47	Ferrara punt 48 yards to the VA5, downed.	

*4 plays, 18 yards, 1:43*

1-10 VA 05 VA ball on VA6.

**VIRGINIA drive start at 13:17.**

1-10	VA 06	Rocco,M pass incomplete to Smith,T.	
2-10	VA 06	Jones,P rush for 8 yards to the VA14 (Hartsfield;Hampton).	
3-2	VA 14	Rocco,M pass complete to Jones,P for 10 yards to the VA24, 1ST DOWN VA (Drakeford).	P12
1-10	VA 24	Rocco,M pass complete to Phillips,C for 8 yards to the VA32 (Twine).	
2-2	VA 32	Parks,K rush for 3 yards to the VA35, 1ST DOWN VA (Whitfield).	R13
1-10	VA 35	Rocco,M pass complete to Jennings,D for loss of 4 yards to the VA31 (McDougle).	
2-14	VA 31	Rocco,M rush for 16 yards to the VA47, 1ST DOWN VA, out-of-bounds (Drakeford).	R14
1-10	VA 47	Jones,P rush for 7 yards to the MD46 (Drakeford).	
2-3	MD 46	PENALTY MD personal foul (Till) 15 yards to the MD31, 1ST DOWN VA.	X15
1-10	MD 31	Rocco,M pass complete to Smith,T for 22 yards to the MD9, 1ST DOWN VA (Chism).	P16
1-G	MD 09	Parks,K rush for 6 yards to the MD3 (Franklin;Hartsfield).	
2-G	MD 03	Rocco,M pass incomplete to Milien,M.	
3-G	MD 03	Parks,K rush for 2 yards to the MD1 (Drakeford;Francis).	
4-G	MD 01	Jones,P rush for 1 yard to the MD0, TOUCHDOWN, clock 07:21.	
1-G	MD 03	Randolph,R kick attempt good.	

**Virginia 21, Maryland 13**

*13 plays, 94 yards, 6:03*

Hinkebein,C kickoff 64 yards to the MD6, Tyler return 23 yards to the MD29 (Coley,H).

**MARYLAND drive start at 07:14.**

1-10	MD 29	O'Brien pass complete to McCree for 39 yards to the VA32, 1ST DOWN MD (Taliaferro,A).	P12
1-10	VA 32	Meggett rush for 2 yards to the VA30 (Snyder,J;Reynolds,L).	
2-8	VA 30	O'Brien pass intercepted by McLeod,R at the VA27, McLeod,R return 7 yards to the VA34 (Boykins).	

*3 plays, 41 yards, 0:57*

**VIRGINIA drive start at 06:17.**

1-10	VA 34	Parks,K rush for 15 yards to the VA49, 1ST DOWN VA (Franklin).	R17
1-10	VA 49	Rocco,M pass complete to Smith,T for 20 yards to the MD31, 1ST DOWN VA, out-of-bounds (Franklin).	P18
1-10	MD 31	Watford,D rush for 1 yard to the MD30 (Hughes).	
2-9	MD 30	Jones,P rush for 5 yards to the MD25 (Vellano;Hampton).	
3-4	MD 25	Rocco,M pass complete to Freedman,P for 7 yards to the MD18, 1ST DOWN VA (Hughes).	P19
1-10	MD 18	Parks,K rush for 1 yard to the MD17 (Twine;Hartsfield).	
2-9	MD 17	Rocco,M pass complete to Milien,M for 17 yards to the MD0, 1ST DOWN VA, TOUCHDOWN, clock 03:06.	P20
1-G	MD 03	Randolph,R kick attempt good.	

**Virginia 28, Maryland 13**

*7 plays, 66 yards, 3:18*

Hinkebein,C kickoff 65 yards to the MD5, Tyler return 24 yards to the MD29 (Battle,L;Coley,H).

**MARYLAND drive start at 02:59.**

1-10	MD 29	Brown rush for loss of 1 yard to the MD28 (Johnson,C).	
2-11	MD 28	Brown pass incomplete to Furstenburg.	
3-11	MD 28	Brown pass complete to Tyler for 7 yards to the MD35 (Nicholson,D).	
4-4	MD 35	Ferrara punt 45 yards to the VA20, out-of-bounds.	

*3 plays, 6 yards, 1:27*

**VIRGINIA drive start at 01:32.**

1-10	VA 20	Parks,K rush for 4 yards to the VA24 (Vellano;Hughes).	
2-6	VA 24	Rocco,M pass complete to Smith,T for 30 yards to the MD46, 1ST DOWN VA (McDougle).	P21
1-10	MD 46	Parks,K rush for 28 yards to the MD18, 1ST DOWN VA (Drakeford;Franklin).	R22

**END OF 3rd QUARTER: Virginia 28, Maryland 13**

Quarter Summary	Score	Time Poss	1st Downs				Conversions		Rushing	Passing	Penalties
			R	P	X	T	3rd	4th			
Virginia	14	10:53	4	6	1	11	2-3	1-1	13-97	8-10-0-110	0-0
Maryland	0	04:07	0	2	0	2	0-2	0-0	2-1	5-8-1-64	1-15



**Quickie Statistics (3rd quarter only)**  
**Virginia vs Maryland (Nov 05, 2011 at College Park, Md.)**



	VA	MD
Score	14	0
<b>FIRST DOWNS</b>	<b>11</b>	<b>2</b>
<b>RUSHES-YARDS (NET)</b>	<b>13-97</b>	<b>2-1</b>
<b>PASSING YDS (NET)</b>	<b>110</b>	<b>64</b>
Passes Att-Comp-Int	10-8-0	8-5-1
<b>TOTAL OFFENSE PLAYS-YARDS</b>	<b>23-207</b>	<b>10-65</b>
Fumble Returns-Yards	0-0	0-0
Punt Returns-Yards	0-0	0-0
Kickoff Returns-Yards	0-0	3-72
Interception Returns-Yards	1-7	0-0
Punts (Number-Avg)	0-0.0	2-46.5
Fumbles-Lost	0-0	0-0
Penalties-Yards	0-0	1-15
Possession Time	10:53	04:07
Third-Down Conversions	2 of 3	0 of 2
Fourth-Down Conversions	1 of 1	0 of 0

**Virginia**

Rushing	No.	Gain	Loss	Net	TD	Lg	Avg
Kevin Parks	7	59	0	59	0	28	8.4
Perry Jones	4	21	0	21	1	8	5.2
Michael Rocco	1	16	0	16	0	16	16.0
David Watford	1	1	0	1	0	1	1.0

Passing	C-A-I	Yds	TD	Long	Sack
Michael Rocco	8-10-0	110	1	30	0

Receiving	No.	Yards	TD	Long
Tim Smith	3	72	0	30
Max Milien	1	17	1	17
Perry Jones	1	10	0	10
Colter Phillips	1	8	0	8

Punting	No.	Yds	Avg	Long	In20	TB
---------	-----	-----	-----	------	------	----

Punt Returns	No.	Yards	TD	Long
--------------	-----	-------	----	------

Kick Returns	No.	Yards	TD	Long
--------------	-----	-------	----	------

Tackles	UA-A	Total	Sacks	TFL
Henry Coley	1-1	2	0.0	0.0
Rodney McLeod	1-1	2	0.0	0.0
Jake Snyder	0-2	2	0.0	0.0
Ray Keys	1-0	1	0.0	0.0

**Maryland**

Rushing	No.	Gain	Loss	Net	TD	Lg	Avg
Meggett	1	2	0	2	0	2	2.0
Brown	1	0	1	-1	0	0	-1.0

Passing	C-A-I	Yds	TD	Long	Sack
O'Brien	4-6-1	57	0	39	0
Brown	1-2-0	7	0	7	0

Receiving	No.	Yards	TD	Long
McCree	2	51	0	39
Tyler	2	10	0	7
Wilson	1	3	0	3

Punting	No.	Yds	Avg	Long	In20	TB
Ferrara	2	93	46.5	48	1	0

Punt Returns	No.	Yards	TD	Long
--------------	-----	-------	----	------

Kick Returns	No.	Yards	TD	Long
--------------	-----	-------	----	------

Tyler	2	47	0	24
Pickett	1	25	0	25

Tackles	UA-A	Total	Sacks	TFL
Drakeford	3-2	5	0.0	0.0
Franklin	2-2	4	0.0	0.0
Hughes	2-1	3	0.0	0.0
Hartsfield	0-3	3	0.0	0.0

Qtr	Time	Scoring Play	V-H
1st	14:40	VA - Perry Jones 47 yd run (Robert Randolph kick), 1-47 0:18	7 - 0
	00:45	MD - Ferrara 24 yd field goal, 11-71 3:58	7 - 3
2nd	10:48	MD - Campbell 13 yd pass from Brown (Ferrara kick), 4-83 1:09	7 - 10
	02:49	MD - Ferrara 20 yd field goal, 8-58 4:20	7 - 13
	01:34	VA - Kevin Parks 35 yd pass from Michael Rocco (Robert Randolph kick), 4-65 1:13	14 - 13
3rd	07:21	VA - Perry Jones 1 yd run (Robert Randolph kick), 13-94 6:03	7 - 0
	03:06	VA - Max Milien 17 yd pass from Michael Rocco (Robert Randolph kick), 7-66 3:18	14 - 0



## Play-by-Play Summary (4th quarter)

### Virginia vs Maryland (Nov 05, 2011 at College Park, Md.)



- 1-10 MD 18 Start of 4th quarter, clock 15:00.
- 1-10 MD 18 Rocco,M pass complete to Burd,K for 7 yards to the MD11 (Franklin).
- 2-3 MD 11 Jones,P rush for no gain to the MD11 (Evans).
- 3-3 MD 11 Rocco,M pass incomplete to Hill,D (Hartsfield).
- 4-3 MD 11 Randolph,R field goal attempt from 28 GOOD, clock 13:38.

#### Virginia 31, Maryland 13

*7 plays, 69 yards, 3:01*

Hinkebein,C kickoff 57 yards to the MD13, Tyler return 26 yards to the MD39 (Hoskey,D).

#### MARYLAND drive start at 13:31.

- 1-10 MD 39 Pickett rush for 10 yards to the MD49, 1ST DOWN MD (Mosley,C). R13
- 1-10 MD 49 Pickett rush for no gain to the MD49 (Conrath,M).
- 2-10 MD 49 TEAM rush for loss of 4 yards to the MD45, fumble by TEAM recovered by MD Brown at MD45.
- 3-14 MD 45 Brown pass complete to Boykins for 5 yards to the 50 yardline (Reynolds,L).
- 4-9 MD 50 Brown pass intercepted by McLeod,R at the VA21, McLeod,R return 8 yards to the VA29 (Wilson).

*5 plays, 11 yards, 2:19*

#### VIRGINIA drive start at 11:12.

- 1-10 VA 29 Watford,D rush for loss of 1 yard to the VA28 (Hartsfield).
- 2-11 VA 28 Rocco,M pass intercepted by Drakeford at the VA23, Drakeford return 3 yards to the VA20 (Jones,P).

*2 plays, minus 1 yard, 0:42*

#### MARYLAND drive start at 10:30.

- 1-10 VA 20 O'Brien pass incomplete to Dorsey (Minnifield,C).
- 2-10 VA 20 O'Brien pass incomplete to Meggett.
- 3-10 VA 20 O'Brien pass incomplete to Wilson.
- 4-10 VA 20 O'Brien pass incomplete to Tyler (Nicholson,D).

*4 plays, 0 yards, 0:25*

#### VIRGINIA drive start at 10:05.

- 1-10 VA 20 Parks,K rush for 7 yards to the VA27 (Franklin).
- 2-3 VA 27 Jones,P rush for 2 yards to the VA29 (Vellano).
- 3-1 VA 29 Jones,P rush for 4 yards to the VA33, 1ST DOWN VA (Vellano). R23
- 1-10 VA 33 Rocco,M pass incomplete to Terrell,D.
- 2-10 VA 33 Richardson,C rush for no gain to the VA33 (Twine;Hartsfield).
- 3-10 VA 33 Jones,P rush for 9 yards to the VA42 (Hartsfield;Hendy).
- 4-1 VA 42 Howell,J punt 28 yards to the MD30, Twine return 0 yards to the MD30, fumble by Twine recovered by VA McGee,J at MD27.

*6 plays, 22 yards, 2:54*

#### VIRGINIA drive start at 07:11.

- 1-10 MD 27 Jones,P rush for loss of 1 yard to the MD28 (Franklin).
- 2-11 MD 28 Rocco,M pass incomplete to Jennings,D.
- 3-11 MD 28 Rocco,M pass complete to Burd,K for 12 yards to the MD16, 1ST DOWN VA (Hendy). P24
- 1-10 MD 16 Watford,D rush for 3 yards to the MD13 (Bowers;Hartsfield).
- 2-7 MD 13 Watford,D rush for loss of 5 yards to the MD18, fumble forced by Drakeford, fumble by Watford,D recovered by MD Hendy at MD23, Hendy for 14 yards to the MD37 (Jennings,D).

*5 plays, 4 yards, 2:08*

#### MARYLAND drive start at 05:03, MD ball on MD37.

- 1-10 MD 37 O'Brien pass incomplete to Meggett.
- 2-10 MD 37 O'Brien pass complete to Boykins for 20 yards to the VA43, 1ST DOWN MD, out-of-bounds. P14
- 1-10 VA 43 O'Brien pass incomplete to Wilson.
- 2-10 VA 43 O'Brien pass incomplete to Dorsey.
- 3-10 VA 43 O'Brien pass complete to Boykins for 9 yards to the VA34 (Reynolds,L).
- 4-1 VA 34 O'Brien pass complete to Dorsey for 11 yards to the VA23, 1ST DOWN MD (Nicholson,D). P15
- 1-10 VA 23 O'Brien pass incomplete to Boykins.
- 2-10 VA 23 O'Brien pass incomplete to Tyler.
- 3-10 VA 23 O'Brien pass incomplete to Furstenburg (Hill,W).
- 4-10 VA 23 O'Brien pass intercepted by McLeod,R at the VA4, McLeod,R return 0 yards to the VA4.

*10 plays, 40 yards, 1:42*

#### VIRGINIA drive start at 03:21.

- 1-10 VA 04 Jones,P rush for 5 yards to the VA9 (Twine;Drakeford).
- 2-5 VA 09 Jones,P rush for loss of 5 yards to the VA4 (Twine), PENALTY VA holding declined.
- 3-10 VA 04 Jones,P rush for 4 yards to the VA8 (Hartsfield;Vellano).
- 4-6 VA 08 Howell,J punt 41 yards to the VA49, downed.

*3 plays, 4 yards, 0:00*

- 1-10 VA 49 MD ball on 50 yardline.

#### MARYLAND drive start at 03:21.

- 1-10 MD 50 O'Brien pass complete to Dorsey for 11 yards to the VA39, 1ST DOWN MD (Minnifield,C). P16
- 1-10 VA 39 O'Brien sacked for loss of 7 yards to the VA46 (Schautz,B), fumble by O'Brien recovered by VA Schautz,B at VA45.

*2 plays, 5 yards, 2:36*



**Play-by-Play Summary (4th quarter)**  
**Virginia vs Maryland (Nov 05, 2011 at College Park, Md.)**



VIRGINIA drive start at 00:45.

1-10 VA 45 Shepherd,K rush for 1 yard to the VA46 (Kilgo).  
 End of game, clock 00:00.

*1 play, 1 yard, 0:45*

**FINAL SCORE: Virginia 31, Maryland 13**

Quarter Summary	Score	Time Poss	1st Downs				Conversions		Rushing	Passing	Penalties
			R	P	X	T	3rd	4th			
Virginia	3	07:58	1	1	0	2	2-5	0-0	14-18	2-6-1-19	0-0
Maryland	0	07:02	1	3	0	4	0-4	1-4	4-0	5-17-2-56	0-0



**Quickie Statistics (4th quarter only)**  
**Virginia vs Maryland (Nov 05, 2011 at College Park, Md.)**



	VA	MD
Score	3	0
<b>FIRST DOWNS</b>	2	4
<b>RUSHES-YARDS (NET)</b>	14-18	4-0
<b>PASSING YDS (NET)</b>	19	56
Passes Att-Comp-Int	6-2-1	17-5-2
<b>TOTAL OFFENSE PLAYS-YARDS</b>	20-37	21-56
Fumble Returns-Yards	0-0	1-14
Punt Returns-Yards	0-0	1--3
Kickoff Returns-Yards	0-0	1-26
Interception Returns-Yards	2-8	1-3
Punts (Number-Avg)	2-34.5	0-0.0
Fumbles-Lost	1-1	3-2
Penalties-Yards	0-0	0-0
Possession Time	07:58	07:02
Third-Down Conversions	2 of 5	0 of 4
Fourth-Down Conversions	0 of 0	1 of 4

**Virginia**

Rushing	No.	Gain	Loss	Net	TD	Lg	Avg
Perry Jones	8	24	6	18	0	9	2.2
Kevin Parks	1	7	0	7	0	7	7.0
Khalek Shepherd	1	1	0	1	0	1	1.0
Clifton Richardson	1	0	0	0	0	0	0.0

Passing	C-A-I	Yds	TD	Long	Sack
Michael Rocco	2-6-1	19	0	12	0

Receiving	No.	Yards	TD	Long
Kris Burd	2	19	0	12

Punting	No.	Yds	Avg	Long	In20	TB
Jimmy Howell	2	69	34.5	41	0	0

Punt Returns	No.	Yards	TD	Long

Kick Returns	No.	Yards	TD	Long

Tackles	UA-A	Total	Sacks	TFL
LaRoy Reynolds	2-0	2	0.0	0.0
Chase Minnifield	1-0	1	0.0	0.0
Perry Jones	1-0	1	0.0	0.0
Demetrious Nicholso	1-0	1	0.0	0.0

**Maryland**

Rushing	No.	Gain	Loss	Net	TD	Lg	Avg
Pickett	2	10	0	10	0	10	5.0
TEAM	1	0	4	-4	0	0	-4.0
O'Brien	1	0	6	-6	0	0	-6.0

Passing	C-A-I	Yds	TD	Long	Sack
O'Brien	4-15-1	51	0	20	1
Brown	1-2-1	5	0	5	0

Receiving	No.	Yards	TD	Long
Boykins	3	34	0	20
Dorsey	2	22	0	11

Punting	No.	Yds	Avg	Long	In20	TB

Punt Returns	No.	Yards	TD	Long
Twine	1	-3	0	0

Kick Returns	No.	Yards	TD	Long
Tyler	1	26	0	26

Tackles	UA-A	Total	Sacks	TFL
Hartsfield	1-4	5	0.0	1.0
Franklin	3-0	3	0.0	1.0
Vellano	2-1	3	0.0	0.0
Twine	1-2	3	0.0	1.0

Qtr	Time	Scoring Play	V-H
1st	14:40	VA - Perry Jones 47 yd run (Robert Randolph kick), 1-47 0:18	7 - 0
	00:45	MD - Ferrara 24 yd field goal, 11-71 3:58	7 - 3
2nd	10:48	MD - Campbell 13 yd pass from Brown (Ferrara kick), 4-83 1:09	7 - 10
	02:49	MD - Ferrara 20 yd field goal, 8-58 4:20	7 - 13
	01:34	VA - Kevin Parks 35 yd pass from Michael Rocco (Robert Randolph kick), 4-65 1:13	14 - 13
3rd	07:21	VA - Perry Jones 1 yd run (Robert Randolph kick), 13-94 6:03	21 - 13
	03:06	VA - Max Milien 17 yd pass from Michael Rocco (Robert Randolph kick), 7-66 3:18	28 - 13
4th	13:38	VA - Robert Randolph 28 yd field goal, 7-69 3:01	3 - 0

# Virginia at Maryland

## Nov. 5, 2011

### Virginia Game Notes

#### Team Notes

- With its sixth win of the season, Virginia is bowl eligible for the first time since 2007.
- Virginia last became bowl eligible in 2007, also against current Maryland head coach Randy Edsall when he was the head coach at Connecticut.
- With the win, UVa snapped a 13-game losing streak in the month of November. UVa's previous November triumph was a 48-0 victory at Miami in 2007.
- Virginia has won three road games in 2011, the most since winning four in 2007.
- Virginia is now 13-20-2 at Maryland, including winning three in a row at Byrd Stadium.
- UVa's three-game winning streak at Byrd Stadium stands as UVa's second-best in program history.
- Virginia rushed for 220 yards against Maryland, giving the Cavaliers a 23-8 all-time record over the Terps when rushing for at least 150 yards.
- Virginia held Maryland to 353 yards of total offense. It was the 18th time since 1988 that UVa held the Terps below 380 yards of total offense. UVa is 16-2 in those games.
- Virginia racked up 527 yards of total offense, the highest game total of the season and the most since UVa torched Duke for 643 yards in 2010.
- Maryland's first quarter field goal makes the Terps only the second team in nine games this season to score against UVa in the first frame. The Cavaliers have given up a total of 10 points in the first quarter this season, which is now tied with Stanford for fewest in the nation. The Cardinal play later today.
- Virginia's 13-play 94-yard drive was the longest drive (yardage) since going 97-yards for a TD against William & Mary in week one.

#### Player Notes

- Perry Jones' 47-yard TD run on the game's first play from scrimmage was a career long run.
- Jones' rushed for 139 yards, giving him his third career 100-yard rushing game (third in 2011).
- Kahlek Shepherd's 48-yard kickoff return to start the game matched a career long set against NC State this season.
- With 112 receiving yards, Kris Burd passed Patrick Jeffers (1,785) for No. 6 all-time at UVa in career receiving yards. Burd currently has 1,886 career yards, trailing No. 5 Germane Crowell (2,142).
- With nine receptions, Burd passed Alvin Pearman (138) for No. 3 all-time at UVa in career receptions. He now has 142 career receptions, needing three to pass No. 2 Heath Miller (144).
- It was the seventh 100-yard game of Burd's career (tied for fourth on the all-time UVa list of 100-yard games).
- Michael Rocco passed for a career-high 307 yards against Maryland. It was his fourth time in his career (and season) that he has reached the 200-yard plateau in passing yards. It is the first time he has done so in back-to-back games after tossing 226 at Miami (Oct. 27).
- Rodney McLeod's third quarter INT was the fourth of his career and the second of the season. UVa now has forced a turnover in all nine games of 2011.
- McLeod added two more INTs to give him six for his career and a team-best four for the season.
- McLeod becomes the first Cavalier to intercept three passes in a game since Anthony Poindexter against NC State in 1996.
- Robert Randolph scored seven points against Maryland, giving the senior kicker 210 for his career and placing him in a three-way tie for No. 6 all-time in UVa program history. He shares the spot with Frank Quayle (1966-68) and Tiki Barber (1993-96).



## **Virginia Coach Mike London**

### *Opening statement:*

"I think the game was a tale of two halves. In the first half we started off great with a long return and then the next play was a long touchdown run. Then we kind of shot ourselves in the foot there a little bit. The resiliency of the guys and sticking with the plan was key for the second half.

"It was great to see those guys compete in the second half and really have fun doing it. We might have come out too tight or too tense, I know everybody was talking about the implications of [the game]. That's all we're trying to do is get better as a team and try to string some victories along the way."

### *On what can be taken from the game:*

"What you take [from the game] is a road win and another conference win. Obviously you'll always look at the tape when you have a chance to see the things we could have done to help us be successful. And then you try to improve in every aspect, so that's why we practice and game plan. I'm pleased with the coaching staff and the players for believing in themselves to have a successful season."

### *On the win:*

"It's tough to win games on the road. It is a challenge to come back from a high win versus Miami and be committed to do what you need to do to win another game on the road. So hopefully that's a sign of progress for this team as we get older."

### *On the program:*

"The key is to do whatever we can to block better, tackle better and minimize mental errors. That's the most important thing in particular with this thing. [We have] to learn how to win and learn how to win and come back and win another game. Those are the steps that this program has taken and all we see now is the next step and that is the next game."

## **Virginia Players**

### **Junior Running Back Perry Jones**

#### *On becoming bowl-eligible:*

"Coming into this game we tried not to think about that too much. We didn't want to let the past two or three years effect now. It's good that we are bowl eligible, but we are still trying to look for more wins. The bowl is secondary right now; our primary goal is to continue to get wins."

#### *On the team's confidence going forward:*

"A win like this, to become bowl eligible, it's definitely a confidence booster for the whole team just to know that we can hang with the best of them. We've just got to keep getting better from here."

#### *On responding to losing the early lead:*

"We knew they were going to come out here and give us their best game. One thing Coach London talked about was withstanding the blow they were going to give us. We knew they were going to come out swinging and it was just up to us to hold on and keep going forward."

### **Sophomore Quarterback Michael Rocco**

#### *On the touchdown right before halftime:*

"It was a hot read for me, so I just held onto the ball until the last second and let KP [Kevin Parks] make a move and hit him in the open space"

#### *On the quick start:*

"It was a big deal. Unfortunately, we kind of wavered a little bit in the first quarter. Our offense is resilient and we came out and scored again right before half and then put it on them in the second half"

### **Senior Safety Rodney McLeod**

#### *On the overall team effort to become bowl-eligible:*

"It's a great feeling, Coach London tried to shy away from it, but as players you know that six wins gets you bowl eligible. We came out here and we executed and now we're bowl eligible. Now it's about how far we want to go as a team. We're going to continue to get better each week."

#### *On the mood of the team going into halftime:*

"The mood was that we did a great job in the first half, but we could do better. We knew in the second half that as long as we came out and played UVA style ball, we'll come out victorious"

#### *On how far the team can go:*

"The sky's the limit. It's just about how we play each and every week. It's all about preparation throughout the week. We had a great week, and you saw it showed today"

#### *On his three interceptions:*

"I just had a magnet today. A lot of great calls though. I made plays when they came to me"

"It's a different kind of rotation, speed and play calling, so it's difficult but in the end we still have to come out and win."

### **Virginia Coach Mike London**

#### *Opening statement:*

"I think the game was a tale of two halves. In the first half we started off great with a long return and then the next play was a long touchdown run. Then we kind of shot ourselves in the foot there a little bit. The resiliency of the guys and sticking with the plan was key for the second half.

"It was great to see those guys compete in the second half and really have fun doing it. We might have come out too tight or too tense, I know everybody was talking about the implications of [the game]. That's all we're trying to do is get better as a team and try to string some victories along the way."

#### *On what can be taken from the game:*

"What you take [from the game] is a road win and another conference win. Obviously you'll always look at the tape when you have a chance to see the things we could have done to help us be successful. And then you try to improve in every aspect, so that's why we practice and game plan. I'm pleased with the coaching staff and the players for believing in themselves to have a successful season."

#### *On the win:*

"It's tough to win games on the road. It is a challenge to come back from a high win versus Miami and be committed to do what you need to do to win another game on the road. So hopefully that's a sign of progress for this team as we get older."

#### *On the program:*

"The key is to do whatever we can to block better, tackle better and minimize mental errors. That's the most important thing in particular with this thing. [We have] to learn how to win and learn how to win and come back and win another game. Those are the steps that this program has taken and all we see now is the next step and that is the next game."

### **Virginia Players**

#### **Junior Running Back Perry Jones**

##### *On becoming bowl-eligible:*

"Coming into this game we tried not to think about that too much. We didn't want to let the past two or three years effect now. It's good that we are bowl eligible, but we are still trying to look for more wins. The bowl is secondary right now; our primary goal is to continue to get wins."

##### *On the team's confidence going forward:*

"A win like this, to become bowl eligible, it's definitely a confidence booster for the whole team just to know that we can hang with the best of them. We've just got to keep getting better from here."

##### *On responding to losing the early lead:*

"We knew they were going to come out here and give us their best game. One thing Coach London talked about was withstanding the blow they were going to give us. We knew they were going to come out swinging and it was just up to us to hold on and keep going forward."

#### **Sophomore Quarterback Michael Rocco**

##### *On the touchdown right before halftime:*

"It was a hot read for me, so I just held onto the ball until the last second and let KP [Kevin Parks] make a move and hit him in the open space"

##### *On the quick start:*

"It was a big deal. Unfortunately, we kind of wavered a little bit in the first quarter. Our offense is resilient and we came out and scored again right before half and then put it on them in the second half"

#### **Senior Safety Rodney McLeod**

##### *On the overall team effort to become bowl-eligible:*

"It's a great feeling, Coach London tried to shy away from it, but as players you know that six wins gets you bowl eligible. We came out here and we executed and now we're bowl eligible. Now it's about how far we want to go as a team. We're going to continue to get better each week."

##### *On the mood of the team going into halftime:*

"The mood was that we did a great job in the first half, but we could do better. We knew in the second half that as long as we came out and played UVA style ball, we'll come out victorious"

*On how far the team can go:*

"The sky's the limit. It's just about how we play each and every week. It's all about preparation throughout the week. We had a great week, and you saw it showed today"

*On his three interceptions:*

"I just had a magnet today. A lot of great calls though. I made plays when they came to me"

# MARYLAND

---

# SPORTS NEWS

Athletic Media Relations Department  
Comcast Center • Terrapin Trail  
College Park, MD 20742  
Ph: 301 314 7064  
umterps.com  
twitter.com/umterps  
youtube.com/MarylandAthletics  
facebook.com/marylandterrapinofficialpage

FOR IMMEDIATE RELEASE  
November 5, 2011

Contact: Doug Dull • [ddull@umd.edu](mailto:ddull@umd.edu)  
ph. 301.314.7064

## Postgame Notes

*Virginia 31, Maryland 13*

**Kicking Off:** Maryland fell to 2-7 and 1-5 in the ACC while Virginia improved to 6-3 and 3-2 in the ACC. Maryland leads the all-time series 42-32-2 and 20-13 in College Park. The road team has now won five of the last six meetings. Maryland's last win over Virginia in College Park was in 2005. The teams had split the last 10 meetings before today's game.

**Senior Day:** Saturday's game served as the final home appearance for 15 seniors: DB Cameron Chism, LS Tim Downs, WR Webb Dulin, OL Andrew Gonnella, DB Anthony Green, DL Maurice Hampton, RB Desmond Haynes, DB Trenton Hughes, WR/PR Tony Logan, WR Quintin McCree, RB Davin Meggett, DB Daniel Thomas, LB Kenny Tate, WR Ronnie Tyler and DB Austin Walker. Tate, who had season-ending surgery last week, hopes to return next year on a medical redshirt. In addition, LB Shaquan Virgil, a fourth-year junior, took part in the pregame ceremony.

**McCree Hits 100 Again:** Senior wide receiver Quintin McCree had his second 100-yard receiving day in the last three games, posting seven catches for 117 yards. McCree also had nine catches for 177 yards against Florida State (10/22). He supplanted Kevin Dorsey as the team leader in receiving yards (382) and is tied with Dorsey in receptions (30). McCree, who had 269 receiving yards in his first 31 career games, has 325 in the last three.

**Meggett Moves Up:** With 52 yards rushing, senior running back Davin Meggett moved from 10th on the Maryland career rushing yards list to ninth. Meggett, who now has 2,192 yards in his career, moved past Willie Joyner (2,140, 1980-83) and Alvin Blount (2,158, 1983-86) on the list.

**Points Off Turnovers:** The Terps forced three Virginia turnovers (one interception, two fumble recoveries) and scored seven points off them. Maryland committed five turnovers (three interceptions, two fumbles) and surrendered seven points off them. Since the beginning of the 2010 season, Maryland has scored 161 points off turnovers (52) while the opposition has been held to 55 points (28).

**Defensive Notes:** Junior safety Eric Franklin recorded 12 tackles, his fifth game of the season with double-digit stops. Darin Drakeford's fourth-quarter interception was the first of his career.

Drakeford also forced a fumble, had 11 tackles and is averaging nine per game in the five games he's played. Joe Vellano forced a fumble and made 10 tackles. He had entered the game leading the FBS in tackles by a defensive lineman (7.8 pg) .. Alex Twine set a career high with 10 tackles.

**Tidbits:** Kerry Boykins had a career-high 101 receiving yards on six catches. Davin Meggett's 42-yard run in the second quarter was his longest of the season. Boykins' 35-yard catch in the first quarter was the longest of his career. Junior offensive lineman Justin Gilbert saw his first action of the season. Freshman defensive lineman Ian Evans saw the first snaps of his career.

Nick Ferrara, who entered the game 2nd in the ACC with 12 punts inside the opponents' 20, had two more today including one inside the 10. Devonte Campbell had a 13-yard TD catch in the second quarter. The junior has two catches this year, both for TDs.

# MARYLAND

---

# SPORTS NEWS

Athletic Media Relations Department  
Comcast Center • Terrapin Trail  
College Park, MD 20742  
Ph: 301 314 7064  
umterps.com  
twitter.com/umterps  
youtube.com/MarylandAthletics  
facebook.com/marylandterrapinofficialpage

FOR IMMEDIATE RELEASE  
November 5, 2011

Contact: Doug Dull • [ddull@umd.edu](mailto:ddull@umd.edu)  
ph. 301.314.7064

## POSTGAME QUOTES

*Virginia 31, Maryland 13*

### **Maryland Coach Randy Edsall**

#### *Opening statement:*

"We're disappointed that we had it 14-13 at halftime, and we weren't able to generate enough in the second half to put it in the victory column. We had five turnovers and were 3 of 13 on third down. We gave up some big plays, that didn't allow us to do what we wanted to do today and get a victory. I feel bad for the seniors, not being able to go out with a win. I thought the crowd was good today. It is disappointing that we didn't come away with a win."

#### *On switching quarterbacks:*

"I don't think switching quarterbacks adversely affected us. It was our plan to put in C.J. (Brown) in the second quarter. I think that Danny (O'Brien) moved the team down the field and then we stalled and had to kick a field goal. When we made the move to put C.J. in we went down and scored a touchdown. We had some things that happened, and as the game went along we decided to play the guys that we played."

#### *On the dropped passes:*

"I haven't had a chance to watch the film yet, but I think we had a couple that our guys took their eyes off the ball. It is one of those things where you have to have your eye on it until you tuck it. Maybe some of the throws weren't exactly where the ball was supposed to be, but anything in the framework of your body we expect them to catch it. We do ball drills during practice. We work on looking the ball in and going back to the ball. We work on everything you need to do to catch the ball."

#### *On whether the drive-stalling changed momentum:*

"I don't think it changed the momentum. We just weren't able to come back and make some plays. A couple of times on the play-action passes we didn't get enough guys dropping back into coverage. It was just a situation that we scored points and went up early. I don't think that one stop changed the momentum in the game."

#### *On the focus the rest of the season:*

"We aren't going to slog through anything. We are going to go out there, play hard and work to get better. We are going to be even more determined to get better. One of our goals is gone from this year (making a bowl game). But, it is all up to us to go out there and work to get better. That is exactly what we are going to do. It is disappointing but we have to go and get better."

#### *On what went wrong today:*

"It is just execution. When we execute you can see what happens. We had a guy wide open on the first drive and the sun got in his eyes. There were things that we did out there but there were things that we didn't make. That has been the story of the season. The big play against us on defense has hurt us all year long on defense. Not being able to make plays offensively hurts us as well."

#### *On playing A.J. Hendy and Trenton Hughes:*

"The thing we have been trying to do all year is play best players. Regardless of their year we have played the best players. That is what will continue to be until the end of the season. Today we got A.J. Hendy and Trenton Hughes both went in and played. Whoever is the best guy is going to be in there. We aren't going to take anyone who we are going to redshirt and burn their redshirt. We don't really have anyone else on our roster that hasn't been playing who will be getting in there."

#### *On keeping the players positive:*

"I don't think that anyone checked out today. These young men know that we have Notre Dame next week and we are going to play as hard as we can. Every game from here on out we are going to keep playing as

hard as we can. As long as we have games to play we are going to keep going out there to get better. That is all we can do. It is all of us working together to find how we can get better and going out to get it done."

### **Maryland Players**

#### **Sophomore Quarterback Danny O'Brien**

*On the loss:*

"[Being bowl ineligible is] very frustrating, and it's something we never imagined. We definitely didn't imagine preseason, but here we are. I think the worst thing about it was losing this game for the seniors, being their last game at Byrd Stadium. It was really emotional, and on top of that, losing to Virginia. That's the last team you want to lose to, so it was really bad."

*On Virginia's defense:*

"They did mix some things up. I thought they did a nice job of mixing up their pressures. The first pick kind of made us hot; it gave us a look we hadn't seen. It was just the fade out concept - they got us on that one. They did a good job on third down mixing it up, whether it was me or C.J. [Brown] in there. They did a good job, so I credit them, but at the same time, there were a lot of plays to be made on our side of the ball that we didn't make."

#### **Senior Defensive Lineman Maurice Hampton**

*On the loss:*

"I feel like with great teams, sometimes you have ups and downs, and things aren't exactly cohesive. All we can do is hold our heads up, keep working. We still have a season to finish out, and we need to work as hard as possible to know next year is going to be different."

*On being bowl ineligible:*

"Nobody has to say anything about that. We only have a few games left. As a senior, you've got to play every game and every play like it's your last."

*On being 2-7:*

"This is not a 2-7 team. This is not a 2-10 team. This is a team that's supposed to be winning. It comes out and it works hard. Everybody has been working harder every week to do the right thing. They're coming together, things just keep happening, things don't work together just yet. All I can say is, give it some time. Just know that we're all working, we're all holding our heads up and we're going to keep trying to do the right thing."

#### **Sophomore Quarterback C.J. Brown**

*On the coaches:*

"The coaches are always looking out for what's best for the team. We have all of our confidence in them and what they tell us to do is what we're going to do."

*On sharing play time with Danny O'Brien:*

"It's difficult, but you have to prepare to go in and do what you can do. Unfortunately today wasn't one of those days that was easy to stay warm and stay loose."

*On sharing play time with Danny O'Brien:*

"Danny and I have a great understanding of what is going on and we're pulling for each other. The team's goal is to get a win, so we're doing what we can to support each other and score points."

*On what to do now:*

"You have to just keep getting better. We're going to look at the film and see the missed opportunities on the field and we have to take advantage of that. The season isn't over. We still have three more games. We have a great game next weekend against Notre Dame."

#### **Junior Safety Eric Franklin**

*On the team's elimination from bowl contention:*

"We still want to win every game and finish with the best record we can."


*On the team's morale:*

"We're hungry for a win. We haven't won in over a month. I know all of the guys want to win really badly so we're going to do what we can to do that."

#### **Senior Wide Receiver Quintin McCree**

*On playing with two different quarterbacks:*

"It's a different kind of rotation, speed and play calling, so it's difficult but in the end we still have to come out and win."



**Scoring Summary (Final)**  
**2011 University of Virginia Football**  
**Duke vs Virginia (Nov 12, 2011 at Charlottesville, Va.)**



Duke (3-7, 1-5) vs. Virginia (7-3, 4-2)

Date: Nov 12, 2011 • Site: Charlottesville, Va. • Stadium: Smith/Harrison/Scott

Attendance: 45733

Score by Quarters	1	2	3	4	Total
Duke	0	14	7	0	<b>21</b>
Virginia	7	7	17	0	<b>31</b>

Qtr	Time	Scoring Play	V-H
1st	00:04	VA - Jeremiah Mathis 6 yd pass from Michael Rocco (Robert Randolph kick), 11-80 5:27	0 - 7
2nd	14:02	DU - Donovan Varner 64 yd pass from Sean Renfree (Will Snyderwine kick), 3-69 1:02	7 - 7
	08:53	DU - Juwan Thompson 1 yd run (Will Snyderwine kick), 7-66 3:17	14 - 7
	02:16	VA - Kris Burd 38 yd pass from Michael Rocco (Robert Randolph kick), 11-78 4:18	14 - 14
3rd	13:03	VA - Chase Minnifield 54 yd interception return (Robert Randolph kick)	14 - 21
	10:07	DU - Juwan Thompson 1 yd run (Will Snyderwine kick), 7-60 2:56	21 - 21
	06:52	VA - Perry Jones 1 yd run (Robert Randolph kick), 7-56 3:15	21 - 28
	01:13	VA - Robert Randolph 29 yd field goal, 8-60 2:38	21 - 31

Kickoff time: 3:09 PM • End of Game: 6:40 PM • Total elapsed time: 3:31

Officials: Referee: Gary Patterson; Umpire: Rich McMahan; Linesman: Michael Owens;

Line judge: Colin Formulak; Back judge: Virgil Valdez; Field judge: Harry Tyson;

Side judge: Watts Key; Scorer: Vincent Briedis;

Temperature: 63 • Wind: 12 SSW • Weather: clear



**Team Statistics (Final)**  
**2011 University of Virginia Football**  
**Duke vs Virginia (Nov 12, 2011 at Charlottesville, Va.)**



	<b>DU</b>	<b>VA</b>
<b>FIRST DOWNS</b>	15	20
Rushing	1	10
Passing	11	9
Penalty	3	1
<b>NET YARDS RUSHING</b>	34	165
Rushing Attempts	29	42
Average Per Rush	1.2	3.9
Rushing Touchdowns	2	1
Yards Gained Rushing	58	178
Yards Lost Rushing	24	13
<b>NET YARDS PASSING</b>	303	191
Completions-Attempts-Int	21-39-1	15-29-0
Average Per Attempt	7.8	6.6
Average Per Completion	14.4	12.7
Passing Touchdowns	1	2
<b>TOTAL OFFENSE YARDS</b>	337	356
Total offense plays	68	71
Average Gain Per Play	5.0	5.0
Fumbles: Number-Lost	1-0	1-1
Penalties: Number-Yards	2-30	6-43
<b>PUNTS-YARDS</b>	7-293	8-326
Average Yards Per Punt	41.9	40.8
Net Yards Per Punt	38.1	36.8
Inside 20	1	2
50+ Yards	1	0
Touchbacks	0	0
Fair catch	0	2
<b>KICKOFFS-YARDS</b>	4-255	6-382
Average Yards Per Kickoff	63.8	63.7
Net Yards Per Kickoff	44.5	47.3
Touchbacks	1	0
Punt returns: Number-Yards-TD	3-32-0	3-26-0
Average Per Return	10.7	8.7
Kickoff returns: Number-Yds-TD	5-98-0	3-57-0
Average Per Return	19.6	19.0
Interceptions: Number-Yds-TD	0-0-0	1-54-1
Fumble Returns: Number-Yds-TD	0-0-0	0-0-0
Miscellaneous Yards	0	13
Possession Time	28:24	31:36
1st Quarter	6:09	8:51
2nd Quarter	6:44	8:16
3rd Quarter	9:07	5:53
4th Quarter	6:24	8:36
Third-Down Conversions	6 of 18	6 of 15
Fourth-Down Conversions	1 of 2	0 of 0
Red-Zone Scores-Chances	2-4	3-3
Touchdowns	2-4	2-3
Field goals	0-4	1-3
Sacks By: Number-Yards	0-0	1-10
PAT Kicks	3-3	4-4
Field Goals	0-2	1-1





**Individual Statistics (Final)**  
**2011 University of Virginia Football**  
**Duke vs Virginia (Nov 12, 2011 at Charlottesville, Va.)**

**Duke**

Rushing	No.	Gain	Loss	Net	TD	Lg	Avg
Juwan Thompson	13	32	2	30	2	7	2.3
Desmond Scott	5	14	0	14	0	4	2.8
Donovan Varner	1	3	0	3	0	3	3.0
Anthony Boone	2	3	0	3	0	2	1.5
TEAM	1	0	3	-3	0	0	-3.0
Sean Renfree	7	6	19	-13	0	4	-1.9
<b>Totals</b>	<b>29</b>	<b>58</b>	<b>24</b>	<b>34</b>	<b>2</b>	<b>7</b>	<b>1.2</b>

Passing	C-A-I	Yds	TD	Long	Sack
Sean Renfree	21-38-1	303	1	64	1
Anthony Boone	0-1-0	0	0	0	0
<b>Totals</b>	<b>21-39-1</b>	<b>303</b>	<b>1</b>	<b>64</b>	<b>1</b>

Receiving	No.	Yards	TD	Long
Donovan Varner	7	132	1	64
Conner Vernon	3	64	0	51
Juwan Thompson	3	0	0	7
Braxton Deaver	2	46	0	41
Cooper Helfet	2	23	0	15
Desmond Scott	2	15	0	11
Brandon Braxton	1	20	0	20
Tyree Watkins	1	3	0	3
<b>Totals</b>	<b>21</b>	<b>303</b>	<b>1</b>	<b>64</b>

Punting	No.	Yds	Avg	Long	In20	TB
Alex King	7	293	41.9	56	1	0
<b>Totals</b>	<b>7</b>	<b>293</b>	<b>41.9</b>	<b>56</b>	<b>1</b>	<b>0</b>

Returns	Punt			Kickoff			Intercept		
	No	Yds	Lg	No	Yds	Lg	No	Yds	Lg
Conner Vernon	2	32	31	0	0	0	0	0	0
Brandon Braxton	1	0	0	0	0	0	0	0	0
Desmond Scott	0	0	0	5	98	28	0	0	0
<b>Totals</b>	<b>3</b>	<b>32</b>	<b>31</b>	<b>5</b>	<b>98</b>	<b>28</b>	<b>0</b>	<b>0</b>	<b>0</b>

Field goals	Qtr	Time	Dist	Result
Will Snyderwine	1st	05:31	25 yards	Blocked
Will Snyderwine	4th	05:50	34 yards	Missed

Kickoffs	No.	Yards	Avg	TB	OB
Paul Asack	4	255	63.8	1	0

All-purpose	Run	Rcv	KR	PR	IR	Total
Donovan Varner	3	132	0	0	0	135
Desmond Scott	14	15	98	0	0	127
Conner Vernon	0	64	0	32	0	96
Braxton Deaver	0	46	0	0	0	46

**Virginia**

Rushing	No.	Gain	Loss	Net	TD	Lg	Avg
Kevin Parks	21	89	11	78	0	18	3.7
Perry Jones	15	75	1	74	1	14	4.9
Max Milien	2	7	0	7	0	5	3.5
Clifton Richardson	2	5	0	5	0	3	2.5
Michael Rocco	1	2	0	2	0	2	2.0
TEAM	1	0	1	-1	0	0	-1.0
<b>Totals</b>	<b>42</b>	<b>178</b>	<b>13</b>	<b>165</b>	<b>1</b>	<b>18</b>	<b>3.9</b>

Passing	C-A-I	Yds	TD	Long	Sack
Michael Rocco	15-29-0	191	2	38	0
<b>Totals</b>	<b>15-29-0</b>	<b>191</b>	<b>2</b>	<b>38</b>	<b>0</b>

Receiving	No.	Yards	TD	Long
Max Milien	4	62	0	21
Perry Jones	3	30	0	14
Tim Smith	2	31	0	16
Paul Freedman	2	22	0	22
Kris Burd	1	38	1	38
Jeremiah Mathis	1	6	1	6
Dominique Terrell	1	5	0	5
Kevin Parks	1	-3	0	0
<b>Totals</b>	<b>15</b>	<b>191</b>	<b>2</b>	<b>38</b>

Punting	No.	Yds	Avg	Long	In20	TB
Jimmy Howell	8	326	40.8	49	2	0
<b>Totals</b>	<b>8</b>	<b>326</b>	<b>40.8</b>	<b>49</b>	<b>2</b>	<b>0</b>

Returns	Punt			Kickoff			Intercept		
	No	Yds	Lg	No	Yds	Lg	No	Yds	Lg
Dominique Terrell	2	5	11	0	0	0	0	0	0
Perry Jones	1	21	21	0	0	0	0	0	0
Darius Jennings	0	0	0	2	24	13	0	0	0
Chase Minnifield	0	0	0	0	0	0	1	54	54
Khalek Shepherd	0	0	0	1	33	33	0	0	0
<b>Totals</b>	<b>3</b>	<b>26</b>	<b>21</b>	<b>3</b>	<b>57</b>	<b>33</b>	<b>1</b>	<b>54</b>	<b>54</b>

Field goals	Qtr	Time	Dist	Result
Robert Randolph	3rd	01:13	29 yards	Good

Kickoffs	No.	Yards	Avg	TB	OB
Chris Hinkebein	6	382	63.7	0	1

All-purpose	Run	Rcv	KR	PR	IR	Total
Perry Jones	74	30	0	21	0	125
Kevin Parks	78	-3	0	0	0	75
Max Milien	7	62	0	0	0	69
Chase Minnifield	0	0	0	0	54	54

FUMBLES: Duke-Sean Renfree 1-0. Virginia-Dominique Terrell 1-1.



**Defensive Statistics (Final)**  
**2011 University of Virginia Football**  
**Duke vs Virginia (Nov 12, 2011 at Charlottesville, Va.)**



##	Duke	Solo	Ast	Total	Sacks-Yds	TFL-Yds	FF	FR-Yds	Int-Yds	BrUp	Blks	QBH
4	Walt Canty	9	6	15	-	2.0-10	-	-	-	-	-	-
40	Matt Daniels	4	5	9	-	1.0-1	-	-	-	1	-	-
54	C.J. France	2	6	8	-	-	-	-	-	-	-	-
47	David Helton	4	3	7	-	0.5-0	-	-	-	-	-	-
37	Johnny Williams	2	4	6	-	-	-	-	-	-	-	-
32	August Campbell	2	3	5	-	-	-	-	-	-	-	-
38	Jordon Byas	2	3	5	-	1.0-3	-	-	-	-	-	-
42	Dezmond Johnson	1	3	4	-	-	-	-	-	-	-	-
31	Tony Foster	2	1	3	-	-	-	-	-	-	-	-
82	Sydney Sarmiento	1	2	3	-	0.5-1	-	-	-	-	-	-
6	Ross Cockrell	1	2	3	-	-	-	-	-	-	-	-
58	Curtis Hazelton	0	2	2	-	-	-	-	-	-	-	-
1	Zach Greene	1	0	1	-	-	-	-	-	-	-	-
27	Jay Hollingsworth	1	0	1	-	-	-	-	-	-	-	-
94	Jordan DeWalt-Ondijo	1	0	1	-	-	-	-	-	-	-	-
5	Brandon Braxton	1	0	1	-	-	-	-	-	-	-	-
97	Nick Sink	0	1	1	-	-	-	-	-	-	-	-
13	Preston Scott	0	1	1	-	-	-	-	-	-	-	-
92	Justin Foxx	0	1	1	-	-	-	-	-	-	-	-
28	Kevin Rojas	0	1	1	-	-	-	-	-	-	-	-
2	Conner Vernon	0	0	0	-	-	-	1-0	-	-	-	-
<b>Totals</b>		<b>34</b>	<b>44</b>	<b>78</b>	<b>0.0-0</b>	<b>5.0-15</b>	<b>0</b>	<b>1-0</b>	<b>0-0</b>	<b>1</b>	<b>0</b>	<b>0</b>

##	Virginia	Solo	Ast	Total	Sacks-Yds	TFL-Yds	FF	FR-Yds	Int-Yds	BrUp	Blks	QBH
53	Steve Greer	4	5	9	-	1.0-3	-	-	-	-	-	-
94	Matt Conrath	3	6	9	-	2.0-9	1	-	-	-	1	-
9	LaRoy Reynolds	2	5	7	-	1.0-4	-	-	-	-	-	-
52	Aaron Taliaferro	2	4	6	-	0.5-1	-	-	-	1	-	-
13	Chase Minnifield	4	1	5	-	-	-	-	1-54	2	-	-
7	Corey Mosley	3	2	5	-	-	-	-	-	1	-	-
56	Cam Johnson	2	2	4	1.0-10	2.0-11	-	-	-	-	-	-
96	Nick Jenkins	2	2	4	-	-	-	-	-	-	-	-
93	Will Hill	1	3	4	-	-	-	-	-	-	-	-
4	Rodney McLeod	1	3	4	-	-	-	-	-	-	-	-
90	Jake Snyder	1	2	3	-	-	-	-	-	-	-	-
26	Ausar Walcott	0	3	3	-	-	-	-	-	-	-	-
99	Brent Urban	1	1	2	-	-	-	-	-	-	-	-
1	Demetrious Nicholson	1	1	2	-	-	-	-	-	1	-	-
83	Jake McGee	1	1	2	-	-	-	-	-	-	-	-
36	Max Millien	0	2	2	-	-	-	-	-	-	-	-
47	Bill Schautz	0	2	2	-	0.5-0	-	-	-	-	-	-
37	LoVante Battle	1	0	1	-	-	-	-	-	-	-	-
86	Ray Keys	1	0	1	-	-	-	-	-	-	-	-
7M	Kyle McCartin	1	0	1	-	-	-	-	-	-	-	-
29	D.J. Hill	0	1	1	-	-	-	-	-	-	-	-
23	Dom Joseph	0	0	0	-	-	-	-	-	1	-	-
<b>Totals</b>		<b>31</b>	<b>46</b>	<b>77</b>	<b>1.0-10</b>	<b>7.0-28</b>	<b>1</b>	<b>0-0</b>	<b>1-54</b>	<b>6</b>	<b>1</b>	<b>0</b>



## Quickie Statistics (Final) Duke vs Virginia (Nov 12, 2011 at Charlottesville, Va.)



	DU	VA
Score	21	31
<b>FIRST DOWNS</b>	15	20
<b>RUSHES-YARDS (NET)</b>	29-34	42-165
<b>PASSING YDS (NET)</b>	303	191
Passes Att-Comp-Int	39-21-1	29-15-0
<b>TOTAL OFFENSE PLAYS-YARDS</b>	68-337	71-356
Fumble Returns-Yards	0-0	0-0
Punt Returns-Yards	3-32	3-26
Kickoff Returns-Yards	5-98	3-57
Interception Returns-Yards	0-0	1-54
Punts (Number-Avg)	7-41.9	8-40.8
Fumbles-Lost	1-0	1-1
Penalties-Yards	2-30	6-43
Possession Time	28:24	31:36
Third-Down Conversions	6 of 18	6 of 15
Fourth-Down Conversions	1 of 2	0 of 0
Red-Zone Scores-Chances	2-4	3-3

### Duke

<u>Rushing</u>	<u>No.</u>	<u>Gain</u>	<u>Loss</u>	<u>Net</u>	<u>TD</u>	<u>Lg</u>	<u>Avg</u>
Juwan Thompson	13	32	2	30	2	7	2.3
Desmond Scott	5	14	0	14	0	4	2.8
Donovan Varner	1	3	0	3	0	3	3.0
Anthony Boone	2	3	0	3	0	2	1.5

<u>Passing</u>	<u>C-A-I</u>	<u>Yds</u>	<u>TD</u>	<u>Long</u>	<u>Sack</u>
Sean Renfree	21-38-1	303	1	64	1
Anthony Boone	0-1-0	0	0	0	0

<u>Receiving</u>	<u>No.</u>	<u>Yards</u>	<u>TD</u>	<u>Long</u>
Donovan Varner	7	132	1	64
Conner Vernon	3	64	0	51
Juwan Thompson	3	0	0	7
Braxton Deaver	2	46	0	41

<u>Punting</u>	<u>No.</u>	<u>Yds</u>	<u>Avg</u>	<u>Long</u>	<u>In20</u>	<u>TB</u>
Alex King	7	293	41.9	56	1	0

<u>Punt Returns</u>	<u>No.</u>	<u>Yards</u>	<u>TD</u>	<u>Long</u>
Conner Vernon	2	32	0	31
Brandon Braxton	1	0	0	0

<u>Kick Returns</u>	<u>No.</u>	<u>Yards</u>	<u>TD</u>	<u>Long</u>
Desmond Scott	5	98	0	28

<u>Tackles</u>	<u>UA-A</u>	<u>Total</u>	<u>Sacks</u>	<u>TFL</u>
Walt Canty	9-6	15	0.0	2.0
Matt Daniels	4-5	9	0.0	1.0
C.J. France	2-6	8	0.0	0.0
David Helton	4-3	7	0.0	0.5

### Virginia

<u>Rushing</u>	<u>No.</u>	<u>Gain</u>	<u>Loss</u>	<u>Net</u>	<u>TD</u>	<u>Lg</u>	<u>Avg</u>
Kevin Parks	21	89	11	78	0	18	3.7
Perry Jones	15	75	1	74	1	14	4.9
Max Milien	2	7	0	7	0	5	3.5
Clifton Richardson	2	5	0	5	0	3	2.5

<u>Passing</u>	<u>C-A-I</u>	<u>Yds</u>	<u>TD</u>	<u>Long</u>	<u>Sack</u>
Michael Rocco	15-29-0	191	2	38	0

<u>Receiving</u>	<u>No.</u>	<u>Yards</u>	<u>TD</u>	<u>Long</u>
Max Milien	4	62	0	21
Perry Jones	3	30	0	14
Tim Smith	2	31	0	16
Paul Freedman	2	22	0	22

<u>Punting</u>	<u>No.</u>	<u>Yds</u>	<u>Avg</u>	<u>Long</u>	<u>In20</u>	<u>TB</u>
Jimmy Howell	8	326	40.8	49	2	0

<u>Punt Returns</u>	<u>No.</u>	<u>Yards</u>	<u>TD</u>	<u>Long</u>
Dominique Terrell	2	5	0	11
Perry Jones	1	21	0	21

<u>Kick Returns</u>	<u>No.</u>	<u>Yards</u>	<u>TD</u>	<u>Long</u>
Darius Jennings	2	24	0	13
Khalek Shepherd	1	33	0	33

<u>Tackles</u>	<u>UA-A</u>	<u>Total</u>	<u>Sacks</u>	<u>TFL</u>
Steve Greer	4-5	9	0.0	1.0
Matt Conrath	3-6	9	0.0	2.0
LaRoy Reynolds	2-5	7	0.0	1.0
Aaron Taliaferro	2-4	6	0.0	0.5

<u>Qtr</u>	<u>Time</u>	<u>Scoring Play</u>	<u>V-H</u>
1st	00:04	VA - Jeremiah Mathis 6 yd pass from Michael Rocco (Robert Randolph kick), 11-80 5:27	0 - 7
2nd	14:02	DU - Donovan Varner 64 yd pass from Sean Renfree (Will Snyderwine kick), 3-69 1:02	7 - 7
	08:53	DU - Juwan Thompson 1 yd run (Will Snyderwine kick), 7-66 3:17	14 - 7
	02:16	VA - Kris Burd 38 yd pass from Michael Rocco (Robert Randolph kick), 11-78 4:18	14 - 14
3rd	13:03	VA - Chase Minnifield 54 yd interception return (Robert Randolph kick)	14 - 21
	10:07	DU - Juwan Thompson 1 yd run (Will Snyderwine kick), 7-60 2:56	21 - 21
	06:52	VA - Perry Jones 1 yd run (Robert Randolph kick), 7-56 3:15	21 - 28
	01:13	VA - Robert Randolph 29 yd field goal, 8-60 2:38	21 - 31





**Drive Chart (By Quarter) (Final)**  
**2011 University of Virginia Football**  
**Duke vs Virginia (Nov 12, 2011 at Charlottesville, Va.)**



Team	Qtr	Drive Started			Drive Ended			Consumed	
		Spot	Time	Obtained	Spot	Time	How lost	PI - Yds	TOP
VA	1st	V13	15:00	Kickoff	V22	13:23	Punt	3 - 9	1:37
DU		D31	13:23	Punt	V45	11:27	Punt	4 - 24	1:56
VA		V21	11:27	Punt	D42	09:40	Punt	5 - 37	1:47
DU		D11	09:40	Punt	D20	08:04	Punt	3 - 9	1:36
VA		V26	00:00	Punt	V26	08:04	Fumble	0 - 0	0:00
DU		V26	08:04	Fumble	V07	05:31	Missed FG	7 - 19	2:33
VA		V20	05:31	Missed FG	D00	00:04	*TOUCHDOWN	11 - 80	5:27
DU		D31	00:04	Kickoff	V00	14:02	*TOUCHDOWN	3 - 69	1:02
VA	2nd	V20	14:02	Kickoff	V17	12:10	Punt	3 - (3)	1:52
DU		D34	12:10	Punt	V00	08:53	*TOUCHDOWN	7 - 66	3:17
VA		V25	08:53	Kickoff	V32	07:33	Punt	3 - 7	1:20
DU		D36	07:33	Punt	D40	06:34	Punt	3 - 4	0:59
VA		V22	06:34	Punt	D00	02:16	*TOUCHDOWN	11 - 78	4:18
DU		D20	02:10	Kickoff	D31	00:59	Punt	4 - 11	1:11
VA		V26	00:59	Punt	V31	00:13	Punt	3 - 5	0:46
DU		D25	00:13	Punt	D22	00:00	End of half	1 - (3)	0:13
DU	3rd	D25	15:00	Kickoff	D48	13:03	Interception	5 - 23	1:57
VA		D00	13:03	Interception	D00	13:03	*TOUCHDOWN	0 - 0	0:00
DU		D40	13:03	Kickoff	V00	10:07	*TOUCHDOWN	7 - 60	2:56
VA		V44	10:07	Kickoff	D00	06:52	*TOUCHDOWN	7 - 56	3:15
DU		D35	06:52	Kickoff	D50	03:51	Punt	6 - 15	3:01
VA		V28	03:51	Punt	D12	01:13	*FIELD GOAL	8 - 60	2:38
DU		D20	01:13	Kickoff	D26	14:48	Punt	3 - 6	1:25
VA	4th	V44	14:48	Punt	V42	13:10	Punt	3 - (2)	1:38
DU		D13	13:10	Punt	D40	10:33	Punt	6 - 27	2:37
VA		V04	10:33	Punt	V20	08:32	Punt	5 - 16	2:01
DU		V33	08:32	Punt	V17	05:50	Missed FG	7 - 16	2:42
VA		V20	05:50	Missed FG	V16	04:16	Punt	3 - (4)	1:34
DU		V49	04:16	Punt	V40	03:23	Downs	4 - 9	0:53
VA		V40	03:23	Downs	D38	00:00	End of half	7 - 22	3:23



**Participation Report (Final)**  
**2011 University of Virginia Football**  
**Duke vs Virginia (Nov 12, 2011 at Charlottesville, Va.)**



**Duke**

<b>Pos</b>	<b>##</b>	<b>OFFENSE</b>
QB	19	Sean Renfree
RB	33	Desmond Scott
WR	2	Conner Vernon
WR	26	Donovan Varner
WR	5	Brandon Braxton
TE	81	Cooper Helfet
LT	79	Kyle Hill
LG	70	John Coleman
C	74	Dave Harding
RG	77	Laken Tomlinson
RT	72	Perry Simmons

<b>Pos</b>	<b>##</b>	<b>DEFENSE</b>
DE	94	Jordan DeWalt-Ondijo
NG	93	Charlie Hatcher
DT	82	Sydney Sarmiento
DE	92	Justin Foxx
LB	47	David Helton
LB	54	C.J. France
CB	6	Ross Cockrell
CB	37	Johnny Williams
S	38	Jordon Byas
S	40	Matt Daniels
S	4	Walt Canty

**Virginia**

<b>Pos</b>	<b>##</b>	<b>OFFENSE</b>
WR	18	Kris Burd
LT	72	Oday Aboushi
LG	63	Austin Pasztor
C	68	Anthony Mihota
RG	70	Luke Bowanko
RT	78	Morgan Moses
TE	89	Colter Phillips
QB	16	Michael Rocco
TB	33	Perry Jones
FB	36	Max Milien
WR	20	Tim Smith

<b>Pos</b>	<b>##</b>	<b>DEFENSE</b>
DE	90	Jake Snyder
DT	94	Matt Conrath
DT	96	Nick Jenkins
DE	56	Cam Johnson
SLB	52	Aaron Taliaferro
MLB	53	Steve Greer
WLB	9	LaRoy Reynolds
CB	1	Demetrious Nicholson
FS	7	Corey Mosley
SS	4	Rodney McLeod
CB	13	Chase Minnifield

Duke: 1-Zach Greene, 3-Jamison Crowder, 7-Anthony Boone, 8-Blair Holliday, 13-Preston Scott, 14-Corey Gattis, 17-Tyree Watkins, 21-A. Young-Wiseman, 22-Britton Grier, 23-Juwan Thompson, 24-Garett Patterson, 25-Josh Trezvant, 27-Jay Hollingsworth, 28-Kevin Rojas, 31-Tony Foster, 32-August Campbell, 34-Jonathan Woodruff, 36-Alex King, 42-Dezmond Johnson, 43-Patrick Kurunwune, 45-Austin Gamble, 49-Brendan Fowler, 58-Curtis Hazelton, 64-Joey Finison, 71-Jon Needham, 73-Takoby Cofield, 78-Jackson Anderson, 85-Ryan Hall, 88-Danny Parker, 89-Braxton Deaver, 91-Jamal Bruce, 95-Jamal Wallace, 96-Will Snyderwine, 97-Nick Sink, 98-Paul Asack.

Virginia: 2J-Jacob Hodges, 2T-Eric Thornton, 2-Dominique Terrell, 3-Robert Randolph, 4F-Matt Fortin, 6-Darius Jennings, 7M-Kyle McCartin, 8-Jimmy Howell, 10-Clifton Richardson, 11-Chris Hinkebein, 21-Brandon Phelps, 22-Drequan Hoskey, 23-Dom Joseph, 25-Kevin Parks, 26-Ausar Walcott, 27-Rijo Walker, 28-Anthony Harris, 29-D.J. Hill, 34-Terence Fells-Danzer, 37-LoVante Battle, 38-Khalek Shepherd, 39-Tucker Windle, 42-Brian Oden, 43-Kameron Mack, 47-Bill Schautz, 71-Matt Mihalik, 81-Jeremiah Mathis, 83-Jake McGee, 86-Ray Keys, 87-Zachary Swanson, 88-Paul Freedman, 93-Will Hill, 98-Chris Brathwaite, 99-Brent Urban.



## Play-by-Play Summary (1st quarter) Duke vs Virginia (Nov 12, 2011 at Charlottesville, Va.)



*UVa wins toss, elected to receive, and will defend north end zone*

	Asack, P kickoff 70 yards to the VA0, Jennings,D return 13 yards to the VA13 (Braxton, B).	
1-10 VA 13	Rocco,M pass incomplete to Smith,T.	
2-10 VA 13	Jones,P rush for 4 yards to the VA17 (Byas, J;Williams, J).	
3-6 VA 17	Jones,P rush for 5 yards to the VA22 (Foxy, J;Daniels, M).	
4-1 VA 22	Howell,J punt 47 yards to the DU31, downed.	
	<i>3 plays, 9 yards, 1:37</i>	

**DUKE drive start at 13:23.**

1-10 DU 31	Renfree, S pass complete to Braxton, B for 20 yards to the VA49, 1ST DOWN DU (Mosley,C).	P1
1-10 VA 49	Scott, D rush for no gain to the VA49 (Greer,S).	
2-10 VA 49	Renfree, S pass complete to Scott, D for 4 yards to the VA45 (Nicholson,D).	
3-6 VA 45	Renfree, S pass incomplete to Varner, D.	
4-6 VA 45	King, A punt 35 yards to the VA10, Terrell,D return 11 yards to the VA21 (Canty, W;Foster, T).	
	<i>4 plays, 24 yards, 1:56</i>	

**VIRGINIA drive start at 11:27.**

1-10 VA 21	Parks,K rush for 8 yards to the VA29 (Williams, J;Daniels, M), PENALTY DU personal foul (Daniels, M) 15 yards to the VA44, 1ST DOWN VA.	X1
1-10 VA 44	1st and 10.	
1-10 VA 44	Jones,P rush for 12 yards to the DU44, 1ST DOWN VA (Byas, J;Daniels, M).	R2
1-10 DU 44	Parks,K rush for 2 yards to the DU42 (Byas, J).	
2-8 DU 42	Rocco,M pass incomplete to Freedman,P.	
3-8 DU 42	Rocco,M pass incomplete to Freedman,P.	
4-8 DU 42	Howell,J punt 31 yards to the DU11, Braxton, B return 0 yards to the DU11 (Walcott,A;Milien,M).	
	<i>5 plays, 37 yards, 1:47</i>	

**DUKE drive start at 09:40.**

1-10 DU 11	Renfree, S pass incomplete to Varner, D.	
2-10 DU 11	Thompson, J rush for 2 yards to the DU13 (Snyder,J).	
3-8 DU 13	Renfree, S pass complete to Thompson, J for 7 yards to the DU20 (Minnifield,C).	
4-1 DU 20	King, A punt 48 yards to the VA32, Terrell,D return -6 yards to the VA26, fumble by Terrell,D recovered by DU Vernon, C at VA26.	
	<i>3 plays, 9 yards, 1:36</i>	

**DUKE drive start at 08:04.**

1-10 VA 26	Renfree, S pass incomplete to Varner, D.	
2-10 VA 26	Scott, D rush for 3 yards to the VA23 (Conrath,M;Johnson,C).	
3-7 VA 23	Renfree, S pass complete to Varner, D for 10 yards to the VA13, 1ST DOWN DU (McLeod,R;Hill,W).	P2
1-10 VA 13	Renfree, S rush for loss of 5 yards to the VA18, fumble forced by Conrath,M, fumble by Renfree, S recovered by DU Simmons, P at VA18.	
2-15 VA 18	Renfree, S pass complete to Scott, D for 11 yards to the VA7 (Reynolds,L;Conrath,M).	
3-4 VA 07	Renfree, S pass incomplete to Braxton, B (Minnifield,C).	
4-4 VA 07	Snyderwine, W field goal attempt from 25 BLOCKED, recovered by VA TEAM at VA20 spot at VA20, clock 05:31 (blocked by Conrath,M), TEAM for no gain to the VA20.	
	<i>7 plays, 19 yards, 2:33</i>	

**VIRGINIA drive start at 05:31.**

*Kick blocked by #94 Conrath*

1-10 VA 20	Jones,P rush for 5 yards to the VA25 (Helton, D).	
2-5 VA 25	Jones,P rush for 14 yards to the VA39, 1ST DOWN VA, out-of-bounds (Canty, W).	R3
1-10 VA 39	Parks,K rush for 1 yard to the VA40 (Johnson, D;France, C.J.).	
2-9 VA 40	Rocco,M pass complete to Milien,M for 18 yards to the DU42, 1ST DOWN VA, out-of-bounds (Canty, W).	P4
1-10 DU 42	Rocco,M pass complete to Smith,T for 15 yards to the DU27, 1ST DOWN VA (Williams, J).	P5
1-10 DU 27	Parks,K rush for 8 yards to the DU19 (Campbell, A).	
2-2 DU 19	Milien,M rush for 5 yards to the DU14, 1ST DOWN VA (Hazelton, C;Campbell, A).	R6
1-10 DU 14	Jones,P rush for 7 yards to the DU7 (Canty, W).	
2-3 DU 07	Parks,K rush for 4 yards to the DU3, 1ST DOWN VA (France, C.J.).	R7
1-G DU 03	Parks,K rush for loss of 3 yards to the DU6 (Byas, J).	
2-G DU 06	Rocco,M pass complete to Mathis,J for 6 yards to the DU0, TOUCHDOWN, clock 00:04.	
1-G DU 03	Randolph,R kick attempt good.	

**Virginia 7, Duke 0**

*11 plays, 80 yards, 5:27*

Hinkebein,C kickoff 61 yards to the DU9, Scott, D return 22 yards to the DU31 (Keys,R).

**DUKE drive start at 00:04.**

1-10 DU 31	Clock 00:00.	
------------	--------------	--

**END OF 1st QUARTER: Virginia 7, Duke 0**



**Play-by-Play Summary (1st quarter)**  
**Duke vs Virginia (Nov 12, 2011 at Charlottesville, Va.)**



Quarter Summary	Score	Time Poss	1st Downs				Conversions		Rushing	Passing	Penalties
			R	P	X	T	3rd	4th			
Duke	0	06:09	0	2	0	2	1-4	0-0	4-0	5-9-0-52	1-15
Virginia	7	08:51	4	2	1	7	0-2	0-0	13-72	3-6-0-39	0-0





**Quickie Statistics (1st quarter)  
Duke vs Virginia (Nov 12, 2011 at Charlottesville, Va.)**



	DU	VA
Score	0	7
<b>FIRST DOWNS</b>	2	7
<b>RUSHES-YARDS (NET)</b>	4-0	13-72
<b>PASSING YDS (NET)</b>	52	39
Passes Att-Comp-Int	9-5-0	6-3-0
<b>TOTAL OFFENSE PLAYS-YARDS</b>	13-52	19-111
Fumble Returns-Yards	0-0	0-0
Punt Returns-Yards	1-0	2-5
Kickoff Returns-Yards	1-22	1-13
Interception Returns-Yards	0-0	0-0
Punts (Number-Avg)	2-41.5	2-39.0
Fumbles-Lost	1-0	1-1
Penalties-Yards	1-15	0-0
Possession Time	06:09	08:51
Third-Down Conversions	1 of 4	0 of 2
Fourth-Down Conversions	0 of 0	0 of 0
Red-Zone Scores-Chances	0-1	1-1

**Duke**

<b>Rushing</b>	<b>No.</b>	<b>Gain</b>	<b>Loss</b>	<b>Net</b>	<b>TD</b>	<b>Lg</b>	<b>Avg</b>
Desmond Scott	2	3	0	3	0	3	1.5
Juwan Thompson	1	2	0	2	0	2	2.0
Sean Renfree	1	0	5	-5	0	0	-5.0

<b>Passing</b>	<b>C-A-I</b>	<b>Yds</b>	<b>TD</b>	<b>Long</b>	<b>Sack</b>
Sean Renfree	5-9-0	52	0	20	0

<b>Receiving</b>	<b>No.</b>	<b>Yards</b>	<b>TD</b>	<b>Long</b>
Desmond Scott	2	15	0	11
Brandon Braxton	1	20	0	20
Donovan Varner	1	10	0	10
Juwan Thompson	1	7	0	7

<b>Punting</b>	<b>No.</b>	<b>Yds</b>	<b>Avg</b>	<b>Long</b>	<b>In20</b>	<b>TB</b>
Alex King	2	83	41.5	48	0	0

<b>Punt Returns</b>	<b>No.</b>	<b>Yards</b>	<b>TD</b>	<b>Long</b>
Brandon Braxton	1	0	0	0

<b>Kick Returns</b>	<b>No.</b>	<b>Yards</b>	<b>TD</b>	<b>Long</b>
Desmond Scott	1	22	0	22

<b>Tackles</b>	<b>UA-A</b>	<b>Total</b>	<b>Sacks</b>	<b>TFL</b>
Walt Canty	3-1	4	0.0	0.0
Jordon Byas	2-2	4	0.0	1.0
Johnny Williams	1-2	3	0.0	0.0
Matt Daniels	0-3	3	0.0	0.0

**Virginia**

<b>Rushing</b>	<b>No.</b>	<b>Gain</b>	<b>Loss</b>	<b>Net</b>	<b>TD</b>	<b>Lg</b>	<b>Avg</b>
Perry Jones	6	47	0	47	0	14	7.8
Kevin Parks	6	23	3	20	0	8	3.3
Max Milien	1	5	0	5	0	5	5.0

<b>Passing</b>	<b>C-A-I</b>	<b>Yds</b>	<b>TD</b>	<b>Long</b>	<b>Sack</b>
Michael Rocco	3-6-0	39	1	18	0

<b>Receiving</b>	<b>No.</b>	<b>Yards</b>	<b>TD</b>	<b>Long</b>
Max Milien	1	18	0	18
Tim Smith	1	15	0	15
Jeremiah Mathis	1	6	1	6

<b>Punting</b>	<b>No.</b>	<b>Yds</b>	<b>Avg</b>	<b>Long</b>	<b>In20</b>	<b>TB</b>
Jimmy Howell	2	78	39.0	47	1	0

<b>Punt Returns</b>	<b>No.</b>	<b>Yards</b>	<b>TD</b>	<b>Long</b>
Dominique Terrell	2	5	0	11

<b>Kick Returns</b>	<b>No.</b>	<b>Yards</b>	<b>TD</b>	<b>Long</b>
Darius Jennings	1	13	0	13

<b>Tackles</b>	<b>UA-A</b>	<b>Total</b>	<b>Sacks</b>	<b>TFL</b>
Matt Conrath	1-2	3	0.0	1.0
Steve Greer	1-0	1	0.0	0.0
Chase Minnifield	1-0	1	0.0	0.0
Corey Mosley	1-0	1	0.0	0.0

<b>Qtr</b>	<b>Time</b>	<b>Scoring Play</b>	<b>V-H</b>
1st	00:04	VA - Jeremiah Mathis 6 yd pass from Michael Rocco (Robert Randolph kick), 11-80 5:27	0 - 7



## Play-by-Play Summary (2nd quarter) Duke vs Virginia (Nov 12, 2011 at Charlottesville, Va.)



1-10	DU 31	Start of 2nd quarter, clock 15:00.	
1-10	DU 31	Thompson, J rush for 5 yards to the DU36 (Nicholson,D;Hill,W).	
2-5	DU 36	Renfree, S pass incomplete to Watkins, T.	
3-5	DU 36	Renfree, S pass complete to Varner, D for 64 yards to the VA0, 1ST DOWN DU, TOUCHDOWN, clock 14:02.	P3
1-G	VA 03	Snyderwine, W kick attempt good.	

### Virginia 7, Duke 7

*3 plays, 69 yards, 1:02*

Asack, P kickoff 70 yards to the VA0, touchback.

#### VIRGINIA drive start at 14:02.

1-10	VA 20	Richardson,C rush for 3 yards to the VA23 (Canty, W).	
2-7	VA 23	Richardson,C rush for 2 yards to the VA25 (Rojas, K;Canty, W).	
3-5	VA 25	PENALTY VA false start (Terrell,D) 5 yards to the VA20.	
3-10	VA 20	Rocco,M pass complete to Parks,K for loss of 3 yards to the VA17, out-of-bounds (Canty, W).	
4-13	VA 17	Howell,J punt 49 yards to the DU34, fair catch by Crowder, J.	

*3 plays, minus 3 yards, 1:52*

#### DUKE drive start at 12:10.

1-10	DU 34	Renfree, S pass complete to Deaver, B for 41 yards to the VA25, 1ST DOWN DU (Mosley,C).	P4
1-10	VA 25	Scott, D rush for 4 yards to the VA21 (Conrath,M;Urban,B).	
2-6	VA 21	PENALTY VA personal foul (Urban,B) 10 yards to the VA11, 1ST DOWN DU.	X5
1-10	VA 11	Thompson, J rush for 7 yards to the VA4 (Greer,S;Mosley,C).	
2-3	VA 04	Thompson, J rush for loss of 1 yard to the VA5 (Taliaferro,A;Schautz,B).	
3-4	VA 05	Boone, A pass incomplete to Deaver, B.	
4-4	VA 05	PENALTY VA pass interference (Mosley,C) 3 yards to the VA2, 1ST DOWN DU.	X6
1-G	VA 02	Timeout Virginia, clock 09:18.	
1-G	VA 02	Boone, A rush for 1 yard to the VA1 (Johnson,C;Conrath,M).	
2-G	VA 01	Thompson, J rush for 1 yard to the VA0, TOUCHDOWN, clock 08:53.	
1-G	VA 03	Snyderwine, W kick attempt good.	

### Duke 14, Virginia 7

*7 plays, 66 yards, 3:17*

Asack, P kickoff 56 yards to the VA14, Jennings,D return 11 yards to the VA25 (Greene, Z).

#### VIRGINIA drive start at 08:53.

1-10	VA 25	Rocco,M pass complete to Milien,M for 8 yards to the VA33, out-of-bounds (France, C.J.;Canty, W).	
2-2	VA 33	Jones,P rush for loss of 1 yard to the VA32 (Daniels, M).	
3-3	VA 32	Rocco,M pass incomplete to Burd,K.	
4-3	VA 32	Howell,J punt 32 yards to the DU36, out-of-bounds.	

*3 plays, 7 yards, 1:20*

#### DUKE drive start at 07:33.

1-10	DU 36	Renfree, S pass incomplete to Varner, D.	
2-10	DU 36	Renfree, S rush for 4 yards to the DU40 (Conrath,M).	
3-6	DU 40	Timeout Virginia, clock 06:47.	
3-6	DU 40	Renfree, S pass incomplete to Vernon, C (Taliaferro,A).	
4-6	DU 40	King, A punt 38 yards to the VA22, out-of-bounds.	

*3 plays, 4 yards, 0:59*

#### VIRGINIA drive start at 06:34.

1-10	VA 22	Rocco,M pass incomplete to Jennings,D.	
2-10	VA 22	Rocco,M pass complete to Terrell,D for 5 yards to the VA27 (Byas, J;France, C.J.).	
3-5	VA 27	Rocco,M pass complete to Jones,P for 7 yards to the VA34, 1ST DOWN VA (Cockrell, R;Helton, D).	P8
1-10	VA 34	Parks,K rush for no gain to the VA34 (Helton, D).	
2-10	VA 34	Rocco,M pass complete to Jones,P for 9 yards to the VA43 (Helton, D).	
3-1	VA 43	Parks,K rush for 4 yards to the VA47, 1ST DOWN VA (DeWalt-Ondijo).	R9
1-10	VA 47	Rocco,M pass incomplete to Jennings,D.	
2-10	VA 47	Jones,P rush for 1 yard to the VA48 (Daniels, M).	
3-9	VA 48	Rocco,M pass complete to Jones,P for 14 yards to the DU38, 1ST DOWN VA, out-of-bounds (Foster, T).	P10
1-10	DU 38	Rocco,M pass incomplete to Jennings,D.	
2-10	DU 38	Rocco,M pass complete to Burd,K for 38 yards to the DU0, 1ST DOWN VA, TOUCHDOWN, clock 02:16.	P11

*play reviewed and upheld*

1-G	DU 03	Randolph,R kick attempt good.	
-----	-------	-------------------------------	--

### Virginia 14, Duke 14

*11 plays, 78 yards, 4:24*

Hinkebein,C kickoff 69 yards to the DU1, Scott, D return 19 yards to the DU20 (Battle,L).

#### DUKE drive start at 02:10.

1-10	DU 20	Renfree, S pass complete to Varner, D for 21 yards to the DU41, 1ST DOWN DU (Mosley,C).	P7
1-10	DU 41	Renfree, S pass incomplete to Varner, D.	



**Play-by-Play Summary (2nd quarter)  
Duke vs Virginia (Nov 12, 2011 at Charlottesville, Va.)**



2-10 DU 41 Renfree, S pass incomplete to Vernon, C.  
 3-10 DU 41 Renfree, S sacked for loss of 10 yards to the DU31 (Johnson,C).  
 4-20 DU 31 King, A punt 43 yards to the VA26, downed.  
*4 plays, 11 yards, 1:11*

**VIRGINIA drive start at 00:59.**

1-10 VA 26 Parks,K rush for 2 yards to the VA28, out-of-bounds (Sarmiento, S).  
 2-8 VA 28 Rocco,M pass incomplete to Jones,P.  
 3-8 VA 28 Parks,K rush for 3 yards to the VA31.  
 4-5 VA 31 Timeout Duke, clock 00:20.  
 4-5 VA 31 Howell,J punt 44 yards to the DU25, out-of-bounds.  
*3 plays, 5 yards, 0:46*

**DUKE drive start at 00:13.**

1-10 DU 25 TEAM rush for loss of 3 yards to the DU22.  
 End of half, clock 00:00.

*1 play, minus 3 yards, 0:13*

**END OF 2nd QUARTER: Virginia 14, Duke 14**

Quarter Summary	Score	Time Poss	1st Downs				Conversions		Rushing	Passing	Penalties
			R	P	X	T	3rd	4th			
Duke	14	06:38	0	3	2	5	1-4	0-0	9-8	3-9-0-126	0-0
Virginia	7	08:22	1	3	0	4	3-6	0-0	8-14	7-12-0-78	3-18



## Quickie Statistics (Halftime) Duke vs Virginia (Nov 12, 2011 at Charlottesville, Va.)



	DU	VA
Score	14	14
<b>FIRST DOWNS</b>	7	11
<b>RUSHES-YARDS (NET)</b>	13-8	21-86
<b>PASSING YDS (NET)</b>	178	117
Passes Att-Comp-Int	18-8-0	18-10-0
<b>TOTAL OFFENSE PLAYS-YARDS</b>	31-186	39-203
Fumble Returns-Yards	0-0	0-0
Punt Returns-Yards	1-0	2-5
Kickoff Returns-Yards	2-41	2-24
Interception Returns-Yards	0-0	0-0
Punts (Number-Avg)	4-41.0	5-40.6
Fumbles-Lost	1-0	1-1
Penalties-Yards	1-15	3-18
Possession Time	12:53	17:07
Third-Down Conversions	2 of 8	3 of 8
Fourth-Down Conversions	0 of 0	0 of 0
Red-Zone Scores-Chances	1-2	1-1

### Duke

<b>Rushing</b>	No.	Gain	Loss	Net	TD	Lg	Avg
Juwan Thompson	5	15	1	14	1	7	2.8
Desmond Scott	3	7	0	7	0	4	2.3
Anthony Boone	1	1	0	1	0	1	1.0
TEAM	1	0	3	-3	0	0	-3.0

<b>Passing</b>	C-A-I	Yds	TD	Long	Sack
Sean Renfree	8-17-0	178	1	64	1
Anthony Boone	0-1-0	0	0	0	0

<b>Receiving</b>	No.	Yards	TD	Long
Donovan Varner	3	95	1	64
Desmond Scott	2	15	0	11
Braxton Deaver	1	41	0	41
Brandon Braxton	1	20	0	20

<b>Punting</b>	No.	Yds	Avg	Long	In20	TB
Alex King	4	164	41.0	48	0	0

<b>Punt Returns</b>	No.	Yards	TD	Long
Brandon Braxton	1	0	0	0

<b>Kick Returns</b>	No.	Yards	TD	Long
Desmond Scott	2	41	0	22

<b>Tackles</b>	UA-A	Total	Sacks	TFL
Walt Canty	5-3	8	0.0	1.0
Jordon Byas	2-3	5	0.0	1.0
Matt Daniels	2-3	5	0.0	1.0
David Helton	3-1	4	0.0	0.0

### Virginia

<b>Rushing</b>	No.	Gain	Loss	Net	TD	Lg	Avg
Perry Jones	8	48	1	47	0	14	5.9
Kevin Parks	10	32	3	29	0	8	2.9
Clifton Richardson	2	5	0	5	0	3	2.5
Max Milien	1	5	0	5	0	5	5.0

<b>Passing</b>	C-A-I	Yds	TD	Long	Sack
Michael Rocco	10-18-0	117	2	38	0

<b>Receiving</b>	No.	Yards	TD	Long
Perry Jones	3	30	0	14
Max Milien	2	26	0	18
Kris Burd	1	38	1	38
Tim Smith	1	15	0	15

<b>Punting</b>	No.	Yds	Avg	Long	In20	TB
Jimmy Howell	5	203	40.6	49	1	0

<b>Punt Returns</b>	No.	Yards	TD	Long
Dominique Terrell	2	5	0	11

<b>Kick Returns</b>	No.	Yards	TD	Long
Darius Jennings	2	24	0	13

<b>Tackles</b>	UA-A	Total	Sacks	TFL
Matt Conrath	2-4	6	0.0	1.0
Corey Mosley	3-1	4	0.0	0.0
Cam Johnson	1-2	3	1.0	1.0
Demetrious Nicholso	1-1	2	0.0	0.0

Qtr	Time	Scoring Play	V-H
1st	00:04	VA - Jeremiah Mathis 6 yd pass from Michael Rocco (Robert Randolph kick), 11-80 5:27	0 - 7
2nd	14:02	DU - Donovan Varner 64 yd pass from Sean Renfree (Will Snyderwine kick), 3-69 1:02	7 - 7
	08:53	DU - Juwan Thompson 1 yd run (Will Snyderwine kick), 7-66 3:17	14 - 7
	02:16	VA - Kris Burd 38 yd pass from Michael Rocco (Robert Randolph kick), 11-78 4:18	14 - 14



## Play-by-Play Summary (3rd quarter) Duke vs Virginia (Nov 12, 2011 at Charlottesville, Va.)



Start of 3rd quarter, clock 15:00, VA ball on VA30.  
Hinkebein,C kickoff 64 yards to the DU6, Scott, D return 19 yards to the DU25 (McGee,J;Hill,D).

**DUKE drive start at 15:00.**

1-10	DU 25	Renfree, S pass complete to Varner, D for 12 yards to the DU37, 1ST DOWN DU (Reynolds,L;Walcott,A).	P8
1-10	DU 37	Renfree, S pass complete to Varner, D for 6 yards to the DU43, out-of-bounds (McLeod,R).	
2-4	DU 43	Varner, D rush for 3 yards to the DU46 (Minnifield,C).	
3-1	DU 46	Renfree, S rush for 2 yards to the DU48, 1ST DOWN DU (Jenkins,N).	R9
1-10	DU 48	Renfree, S pass intercepted by Minnifield,C at the VA46, Minnifield,C return 54 yards to the DU0, TOUCHDOWN, clock 13:03.	
<i>5 plays, 23 yards, 1:57</i>			
1-G	DU 03	Randolph,R kick attempt good.	

**Virginia 21, Duke 14**

Hinkebein,C kickoff 65 yards to the DU5, out-of-bounds, DU ball on DU40.

**DUKE drive start at 13:03.**

1-10	DU 40	Thompson, J rush for 5 yards to the DU45 (Minnifield,C;Greer,S).	
2-5	DU 45	Thompson, J rush for 1 yard to the DU46 (Greer,S;Jenkins,N).	
3-4	DU 46	Renfree, S pass complete to Vernon, C for 51 yards to the VA3, 1ST DOWN DU (Minnifield,C).	P10
1-G	VA 03	Boone, A rush for 2 yards to the VA1 (Greer,S).	
<i>ruled a fumble and TD recovery, overturned on replay</i>			
2-G	VA 01	Renfree, S rush for no gain to the VA1 (Conrath,M;Jenkins,N).	
3-G	VA 01	Renfree, S rush for no gain to the VA1 (Reynolds,L;Snyder,J).	
4-G	VA 01	Timeout Duke, clock 10:09.	
4-G	VA 01	Thompson, J rush for 1 yard to the VA0, TOUCHDOWN, clock 10:07.	
1-G	VA 03	Snyderwine, W kick attempt good.	

**Virginia 21, Duke 21**

*7 plays, 60 yards, 2:56*

Asack, P kickoff 59 yards to the VA11, Shepherd,K return 33 yards to the VA44 (Scott, P;France, C.J.).

**VIRGINIA drive start at 10:07.**

1-10	VA 44	Rocco,M pass complete to Milien,M for 21 yards to the DU35, 1ST DOWN VA.	P12
1-10	DU 35	Jones,P rush for 1 yard to the DU34 (Sarmiento, S;Canty, W).	
2-9	DU 34	Jones,P rush for 8 yards to the DU26 (Daniels, M).	
3-1	DU 26	Rocco,M rush for 2 yards to the DU24, 1ST DOWN VA (Canty, W).	R13
1-10	DU 24	Parks,K rush for 1 yard to the DU23 (France, C.J.).	
2-9	DU 23	Rocco,M pass complete to Freedman,P for 22 yards to the DU1, 1ST DOWN VA (Canty, W;Williams, J).	P14
1-G	DU 01	Jones,P rush for 1 yard to the DU0, TOUCHDOWN, clock 06:52.	
1-G	DU 03	Randolph,R kick attempt good.	

**Virginia 28, Duke 21**

*7 plays, 56 yards, 3:15*

Hinkebein,C kickoff 63 yards to the DU7, Scott, D return 28 yards to the DU35 (McCartin,K).

**DUKE drive start at 06:52.**

1-10	DU 35	Scott, D rush for 4 yards to the DU39 (Jenkins,N).	
2-6	DU 39	Renfree, S pass complete to Watkins, T for 3 yards to the DU42 (Hill,W).	
3-3	DU 42	Renfree, S pass complete to Vernon, C for 5 yards to the DU47, 1ST DOWN DU (Taliaferro,A).	P11
1-10	DU 47	Thompson, J rush for no gain to the DU47 (Greer,S;Taliaferro,A).	
2-10	DU 47	Scott, D rush for 3 yards to the 50 yardline (Hill,W;Snyder,J).	
3-7	DU 50	Renfree, S pass incomplete to Watkins, T.	
4-7	DU 50	King, A punt 43 yards to the VA7, Jones,P return 21 yards to the VA28 (Hollingsworth).	
<i>6 plays, 15 yards, 3:01</i>			

**VIRGINIA drive start at 03:51.**

1-10	VA 28	Parks,K rush for 9 yards to the VA37, out-of-bounds (Johnson, D;Williams, J).	
2-1	VA 37	Rocco,M pass complete to Milien,M for 15 yards to the DU48, 1ST DOWN VA (Helton, D).	P15
1-10	DU 48	Parks,K rush for 18 yards to the DU30, 1ST DOWN VA, out-of-bounds (Foster, T).	R16
1-10	DU 30	Rocco,M pass complete to Smith,T for 16 yards to the DU14, 1ST DOWN VA (Cockrell, R).	P17
1-10	DU 14	Milien,M rush for 2 yards to the DU12 (Hazelton, C;Campbell, A).	
2-8	DU 12	Rocco,M pass incomplete to Burd,K.	
3-8	DU 12	Rocco,M pass incomplete to Burd,K.	
4-8	DU 12	Randolph,R field goal attempt from 29 GOOD, clock 01:13.	

**Virginia 31, Duke 21**

*8 plays, 60 yards, 2:38*

Hinkebein,C kickoff 60 yards to the DU10, Scott, D return 10 yards to the DU20 (McGee,J).

**DUKE drive start at 01:13.**

1-10	DU 20	Thompson, J rush for loss of 1 yard to the DU19 (Johnson,C).	
2-11	DU 19	Thompson, J rush for 7 yards to the DU26 (Reynolds,L;McLeod,R).	
3-4	DU 26	Clock 00:00.	



**Play-by-Play Summary (3rd quarter)**  
**Duke vs Virginia (Nov 12, 2011 at Charlottesville, Va.)**



Quarter Summary	Score	Time Poss	1st Downs				Conversions		Rushing	Passing	Penalties
			R	P	X	T	3rd	4th			
Duke	7	09:07	0	5	2	7	2-8	0-0	13-8	8-18-0-178	1-15
Virginia	17	05:53	5	5	1	11	3-8	0-0	21-86	10-18-0-117	3-18



**Quickie Statistics (3rd quarter)**  
**Duke vs Virginia (Nov 12, 2011 at Charlottesville, Va.)**



	DU	VA
Score	21	31
<b>FIRST DOWNS</b>	11	17
<b>RUSHES-YARDS (NET)</b>	26-35	29-128
<b>PASSING YDS (NET)</b>	255	191
Passes Att-Comp-Int	25-13-1	24-14-0
<b>TOTAL OFFENSE PLAYS-YARDS</b>	51-290	53-319
Fumble Returns-Yards	0-0	0-0
Punt Returns-Yards	1-0	3-26
Kickoff Returns-Yards	5-98	3-57
Interception Returns-Yards	0-0	1-54
Punts (Number-Avg)	5-41.4	5-40.6
Fumbles-Lost	1-0	1-1
Penalties-Yards	1-15	3-18
Possession Time	22:00	23:00
Third-Down Conversions	5 of 13	4 of 10
Fourth-Down Conversions	1 of 1	0 of 0
Red-Zone Scores-Chances	2-3	3-3

**Duke**

<b>Rushing</b>	No.	Gain	Loss	Net	TD	Lg	Avg
Juwan Thompson	11	29	2	27	2	7	2.5
Desmond Scott	5	14	0	14	0	4	2.8
Anthony Boone	2	3	0	3	0	2	1.5
Donovan Varner	1	3	0	3	0	3	3.0

<b>Passing</b>	C-A-I	Yds	TD	Long	Sack
Sean Renfree	13-24-1	255	1	64	1
Anthony Boone	0-1-0	0	0	0	0

<b>Receiving</b>	No.	Yards	TD	Long
Donovan Varner	5	113	1	64
Conner Vernon	2	56	0	51
Desmond Scott	2	15	0	11
Braxton Deaver	1	41	0	41

<b>Punting</b>	No.	Yds	Avg	Long	In20	TB
Alex King	5	207	41.4	48	0	0

<b>Punt Returns</b>	No.	Yards	TD	Long
Brandon Braxton	1	0	0	0

<b>Kick Returns</b>	No.	Yards	TD	Long
Desmond Scott	5	98	0	28

<b>Tackles</b>	UA-A	Total	Sacks	TFL
Walt Canty	6-5	11	0.0	1.0
Matt Daniels	3-3	6	0.0	1.0
C.J. France	2-4	6	0.0	0.0
David Helton	4-1	5	0.0	0.0

**Virginia**

<b>Rushing</b>	No.	Gain	Loss	Net	TD	Lg	Avg
Kevin Parks	13	60	3	57	0	18	4.4
Perry Jones	11	58	1	57	1	14	5.2
Max Milien	2	7	0	7	0	5	3.5
Clifton Richardson	2	5	0	5	0	3	2.5

<b>Passing</b>	C-A-I	Yds	TD	Long	Sack
Michael Rocco	14-24-0	191	2	38	0

<b>Receiving</b>	No.	Yards	TD	Long
Max Milien	4	62	0	21
Perry Jones	3	30	0	14
Tim Smith	2	31	0	16
Kris Burd	1	38	1	38

<b>Punting</b>	No.	Yds	Avg	Long	In20	TB
Jimmy Howell	5	203	40.6	49	1	0

<b>Punt Returns</b>	No.	Yards	TD	Long
Dominique Terrell	2	5	0	11
Perry Jones	1	21	0	21

<b>Kick Returns</b>	No.	Yards	TD	Long
Darius Jennings	2	24	0	13
Khalek Shepherd	1	33	0	33

<b>Tackles</b>	UA-A	Total	Sacks	TFL
Matt Conrath	2-5	7	0.0	1.0
Steve Greer	2-4	6	0.0	0.0
Chase Minnifield	3-1	4	0.0	0.0
Corey Mosley	3-1	4	0.0	0.0

Qtr	Time	Scoring Play	V-H
1st	00:04	VA - Jeremiah Mathis 6 yd pass from Michael Rocco (Robert Randolph kick), 11-80 5:27	0 - 7
2nd	14:02	DU - Donovan Varner 64 yd pass from Sean Renfree (Will Snyderwine kick), 3-69 1:02	7 - 7
	08:53	DU - Juwan Thompson 1 yd run (Will Snyderwine kick), 7-66 3:17	14 - 7
	02:16	VA - Kris Burd 38 yd pass from Michael Rocco (Robert Randolph kick), 11-78 4:18	14 - 14
3rd	13:03	VA - Chase Minnifield 54 yd interception return (Robert Randolph kick)	14 - 21
	10:07	DU - Juwan Thompson 1 yd run (Will Snyderwine kick), 7-60 2:56	21 - 21
	06:52	VA - Perry Jones 1 yd run (Robert Randolph kick), 7-56 3:15	21 - 28
	01:13	VA - Robert Randolph 29 yd field goal, 8-60 2:38	21 - 31



## Play-by-Play Summary (4th quarter) Duke vs Virginia (Nov 12, 2011 at Charlottesville, Va.)



3-4 DU 26 Start of 4th quarter, clock 15:00.  
 3-4 DU 26 Renfree, S pass incomplete to Helfet, C (Mosley,C).  
 4-4 DU 26 King, A punt 30 yards to the VA44, downed.

*3 plays, 6 yards, 1:25*

**VIRGINIA drive start at 14:48.**

1-10 VA 44 Jones,P rush for 3 yards to the VA47 (Canty, W).  
 2-7 VA 47 PENALTY VA Encroachment (Smith,T) 5 yards to the VA42.  
 2-12 VA 42 Rocco,M pass incomplete to Milien,M.  
 3-12 VA 42 Timeout Virginia, clock 13:36.  
 3-12 VA 42 Rocco,M pass complete to Freedman,P for no gain to the VA42 (Campbell, A).  
 4-12 VA 42 Howell,J punt 45 yards to the DU13, fair catch by Vernon, C.

*3 plays, minus 2 yards, 1:38*

**DUKE drive start at 13:10.**

1-10 DU 13 Thompson, J rush for 2 yards to the DU15 (Reynolds,L;Schautz,B).  
 2-8 DU 15 Renfree, S pass complete to Varner, D for 13 yards to the DU28, 1ST DOWN DU P12  
 (McLeod,R;Greer,S).  
 1-10 DU 28 PENALTY VA pass interference (Minnifield,C) 15 yards to the DU43, 1ST DOWN DU, PENALTY DU X13  
 personal foul 15 yards to the DU28, NO PLAY.  
 1-25 DU 28 1st and 10.  
 1-10 DU 28 Renfree, S pass complete to Helfet, C for 15 yards to the DU43, 1ST DOWN DU (Greer,S). P14  
 1-10 DU 43 Renfree, S pass incomplete to Varner, D.  
 2-10 DU 43 Renfree, S pass incomplete to Varner, D, dropped pass.  
 3-10 DU 43 Renfree, S pass complete to Thompson, J for loss of 3 yards to the DU40 (Greer,S).  
 4-13 DU 40 King, A punt 56 yards to the VA4, downed.

*6 plays, 27 yards, 2:37*

**VIRGINIA drive start at 10:33.**

1-10 VA 04 Parks,K rush for 4 yards to the VA8 (Williams, J).  
 2-6 VA 08 Parks,K rush for 7 yards to the VA15, 1ST DOWN VA (Canty, W;Sink, N). R18  
 1-10 VA 15 Jones,P rush for 5 yards to the VA20 (Canty, W).  
 2-5 VA 20 Rocco,M pass incomplete to Jennings,D (Daniels, M).  
 3-5 VA 20 Rocco,M pass incomplete to Jennings,D.  
 4-5 VA 20 Howell,J punt 44 yards to the DU36, Vernon, C return 31 yards to the VA33, out-of-bounds  
 (Urban,B).

*5 plays, 16 yards, 2:01*

**DUKE drive start at 08:32.**

1-10 VA 33 Renfree, S pass complete to Varner, D for 6 yards to the VA27 (Reynolds,L).  
 2-4 VA 27 Renfree, S pass incomplete to Varner, D (Nichoison,D).  
 3-4 VA 27 Renfree, S pass complete to Vernon, C for 8 yards to the VA19, 1ST DOWN DU (Minnifield,C). P15  
 1-10 VA 19 PENALTY VA offside (Schautz,B) 5 yards to the VA14.  
 1-5 VA 14 Thompson, J rush for 1 yard to the VA13 (Conrath,M;Taliaferro,A).  
 2-4 VA 13 Renfree, S pass complete to Thompson, J for loss of 4 yards to the VA17 (Reynolds,L).  
 3-8 VA 17 Renfree, S pass incomplete to Varner, D (Joseph,D).  
 4-8 VA 17 Snyderwine, W field goal attempt from 34 MISSED - wide right, spot at VA20, clock 05:50.

*7 plays, 16 yards, 2:42*

**VIRGINIA drive start at 05:50.**

1-10 VA 20 Parks,K rush for 3 yards to the VA23 (Daniels, M;Helton, D).  
 2-7 VA 23 Parks,K rush for loss of 7 yards to the VA16 (Canty, W).  
 3-14 VA 16 Rocco,M pass incomplete to Smith,T.  
 4-14 VA 16 Howell,J punt 34 yards to the 50 yardline, Vernon, C return 1 yards to the VA49  
 (Walcott,A;Milien,M).

*3 plays, minus 4 yards, 1:34*

**DUKE drive start at 04:16.**

1-10 VA 49 Renfree, S pass complete to Helfet, C for 8 yards to the VA41 (Mosley,C;Taliaferro,A).  
 2-2 VA 41 Renfree, S pass incomplete to Helfet, C (Minnifield,C).  
 3-2 VA 41 Renfree, S rush for loss of 4 yards to the VA45 (Conrath,M).  
 4-6 VA 45 Renfree, S pass complete to Deaver, B for 5 yards to the VA40 (Taliaferro,A).

*4 plays, 9 yards, 0:53*

**VIRGINIA drive start at 03:23.**

1-10 VA 40 Jones,P rush for 5 yards to the VA45 (Daniels, M;France, C.J).  
 2-5 VA 45 Jones,P rush for 4 yards to the VA49 (France, C.J.;Campbell, A).  
 3-1 VA 49 Parks,K rush for 4 yards to the DU47, 1ST DOWN VA (Johnson, D). R19  
 1-10 DU 47 Parks,K rush for loss of 1 yard to the DU48 (Sarmiento, S;Helton, D).  
 2-11 DU 48 Timeout Duke, clock 01:16.  
 2-11 DU 48 Parks,K rush for 4 yards to the DU44 (Cockrell, R;Johnson, D).  
 3-7 DU 44 Timeout Duke, clock 01:10.  
 3-7 DU 44 Parks,K rush for 7 yards to the DU37, 1ST DOWN VA (Daniels, M). R20  
 1-10 DU 37 TEAM rush for loss of 1 yard to the DU38.  
 End of game, clock 00:00.

*7 plays, 22 yards, 3:23*





**Play-by-Play Summary (4th quarter)**  
**Duke vs Virginia (Nov 12, 2011 at Charlottesville, Va.)**



**FINAL SCORE: Virginia 31, Duke 21**

Quarter Summary	Score	Time Poss	1st Downs				Conversions		Rushing	Passing	Penalties
			R	P	X	T	3rd	4th			
Duke	0	06:24	0	3	1	4	1-5	0-1	3-(-1)	8-14-0-48	1-15
Virginia	0	08:36	3	0	0	3	2-5	0-0	13-37	1-5-0-0	3-25

# Duke at Virginia

## Nov. 12 2011

### Virginia Game Notes

#### Team Notes

- Virginia's record improved to 7-3 overall, 4-2 in Atlantic Coast Conference play and 4-2 in Scott Stadium this year.
- The Cavaliers snapped a three-game losing streak to the Blue Devils and improved to 33-30 all-time against Duke.
- Virginia earned its fourth ACC victory of the season, the most since finishing its league schedule with a 6-2 record in 2007.
- Virginia has now scored at least 30 points in 17 of the last 29 meetings against the Blue Devils.
- Virginia held Duke scoreless in the first quarter and the Blue Devils represented the Cavaliers' eighth opponent of the 2011 season that was held scoreless in the first quarter (William & Mary, Indiana, North Carolina, Idaho, Georgia Tech, NC State and Miami). The only two opponents to score in the first quarter this season vs. the Cavaliers have been Southern Miss (7) and Maryland (3).
- Entering Saturday's game vs. Duke, Virginia was tied for the national lead for fewest first-quarter points allowed in FBS (10). UVA was tied with Stanford, which hosts Oregon this evening.
- The contest marked the 10th-consecutive contest that the Virginia offensive line has had the same five starters – OG Austin Pasztor, OT Oday Aboushi, OG Luke Bowanko, C Anthony Mihota and OT Morgan Moses. The last time the same five players started an entire season on the offensive line at UVA was 2004.
- The Cavaliers have now gone three-consecutive games without giving up a sack. The last opponent to sack a UVA quarterback was NC State.
- It was Military Appreciation Day at Scott Stadium and Virginia hosted and honored a member of the Wounded Warrior Project, an organization whose mission is to honor and empower wounded warriors. Virginia coaching staff members wore camouflage pants, jackets and hats.

#### Individual Notes

- TE Jeremiah Mathis caught his second touchdown pass of the season and the third of his career in the first quarter. In 2011, Mathis has five receptions – two of which have resulted in touchdowns.
- WR Kris Burd's 38-yard touchdown reception in the second quarter was his first TD catch of the season and seventh of his career. It was Burd's first TD reception since last season at Duke (Nov. 6, 2010).
- With one catch for 38 yards, Burd upped his career receiving yards total to 1,924 – remaining in sixth place on UVA's all-time list.
- Burd has now made at least one catch in 33 of the last 34 games for the Cavaliers (only game in that streak was 2009 contest at Miami where UVA had 75 passing yards).
- TB Perry Jones had a 21-yard punt return in the third quarter – his first punt return of the season.
- CB Chase Minnifield's interception and 54-yard return for a touchdown in the third quarter was the senior's first career interception return for a touchdown.
- Minnifield's 54-yard interception return was the second-longest of his career after a non-scoring 65-yard interception return against Richmond in 2010.
- Minnifield's interception was his third of the 2011 season and the 13th of his career.
- With the pick six, Minnifield became the first Cavalier to return an interception for a touchdown since Chris Cook against Boston College in 2009.
- With 13 career interceptions, Minnifield now stands alone at No. 6 in Virginia school history. He passed Bryan Shumock (1977-80), Joe Crocker (1992-95) and current assistant coach Anthony Poindexter (1995-98), who each had 12 career INTs. With his next interception, Minnifield would move into a tie for fifth place with Kevin Cook (1986-89).
- Minnifield entered the game tied for third on the NCAA's active career leaders list.
- FB Max Milien set a career-high with four catches for 62 yards. His previous career-high was 41 yards at North Carolina earlier this season.
- PK Robert Randolph made a 29-yard field goal in the third quarter and improved to 45-58 (.776) for his career (15-21 in 2011).
- DT Matt Conrath blocked a kick for the fifth time in his career and the third time this season in the first quarter on Will Snyderwine's 25-yard field goal attempt. Conrath's career blocked kicks prior to today: vs. Georgia Tech (Oct. 15, 2011 / field goal attempt), at Indiana (Sept. 10, 2011 / field goal attempt), at Southern Miss (Sept. 9, 2009 / PAT attempt) and vs. Richmond (Sept. 9, 2008 / field goal attempt).
- Cam Johnson had his team-high fourth sack of the season in the second quarter, a loss of 10 yards.

## **Duke at Virginia**

**Nov. 12, 2011**

### **Virginia Head Coach Mike London**

#### **On the death of George Morris's father:**

“First of all, I wanted to make sure I had an opportunity to talk about George Morris, a guy that's our NCAA representative. A couple days ago his father passed away. George has been very instrumental in the development of our players off the field. He (Morris Sr.) passed away in the morning, and he (George) was at our team meeting in the afternoon. I was kind of shocked as to why he was there. George shared with the team that the last words out of his father's mouth were, “Go tell the team to press on.” So George left and came and spent the last couple days with the team. I just awarded him the game ball. It's one of those games, one of those situations, where behind the scenes you try to look for things that are motivating you. It's a member of our football family that has been with us for a while. To have a situation like that happen, and have him be with the team, I just wanted to pass that on to him. Our thoughts and prayers are with him and his family as they put his father in the ground. It was an emotional couple of days, the last couple days here. Being able to play a good, hard, aggressive, physical game, which we kind of knew was going to happen, and come out with a victory, makes it even better.”

#### **On dominating second halves in the past two games:**

“Hopefully [it is] due to the maturation process of being 10 games into the season now, and having to execute the game, having to not make the same type of devastating mistakes that could cost you games. We've been back and forth here a little bit, particularly with the second half. To see the guys come out and execute, and guys making plays, and defense coming up with the big interception, those are the types of things you want to hang your hat on as an identity of what your team is about. Hopefully we can try to continue to do things that will help us win and minimize those things that cause us to lose.”

#### **On improving past the three-game win streak:**

“As I said, going into the 10th game of the season, you want to see things improve. You want to see guys step up and make plays, and I think what you see is some of that going on: Max Milien, Zachary Swanson - that's a name that hasn't been called a lot - and got in there and was able to block some power plays. You're looking for the improvement, and I think it continues to manifest itself. At the same time, you're never satisfied with some of the things you do. I don't know how many penalties we had, but you have to minimize, particularly the simple errors, things about lining up and motioning. We should have some of those things with some of our guys. As far as progress is concerned, I'm pleased with the progress. It's hard enough to win games, and when you have an opportunity compared to what went on last year, to turn around and make some plays and win games, it makes it special with the players and the coaches.”

#### **On Kris Burd's touchdown:**

“I was running with him. I was tippy-toeing down the sideline as he was going. It's close. When you have those plays like that, like the goal line play down there, and they make the call on the field, then you have the video reviewed, then it has to be conclusive evidence. Unless you can magnify the camera to see if he's a millimeter of an inch touching the sideline over, or wasn't fumbled before. It's a tough job that the officials have. You always want calls to go in your favor, but in this particular case, I think it looked like Kris was in, and we moved on from there.”

# **Virginia vs. Duke**

## **Nov. 12, 2011**

### **Duke Player Quotes**

#### **Junior wide receiver Conner Vernon**

##### **On the game:**

“It was one of those games where we fought and fought and we just couldn’t finish it in the end. There’s not much to say about this game. Again, it’s one of those games where we didn’t finish and we left a lot of plays on the field where we didn’t finish them.”

##### **On teammate Donovan Varner having 132 receiving yards this game:**

“It just goes to show what kind of player he is and showed what hard work could do for you. It was a big time hustle that he accomplished today. I couldn’t be happier for him. I’m just upset we couldn’t finish up this season for our seniors, including him. I just wanted them to go to a bowl game, but it is what it is.”

##### **On staying motivated for the rest of the season:**

“You just have to take it one game at a time. We just go out there and try to dominate our opponent each and every week. Our motivation for these seniors is to finish out strong.”

#### **Senior wide receiver Donovan Varner**

##### **On having 132 receiving yards:**

“It hasn’t really settled in yet, but I’m sure it will kick in. It is an amazing feat for me, and I could not have done it without my team, coaches, and everyone else who supported me through football. It’s a great feeling.”

##### **On thinking it was possible to have 132 receiving yards in one game in his football career:**

“No, I never thought about it. I’m sure everyone has dreams to break records, but it was not something I focused on.”

##### **On the catch made over the middle for a touchdown:**

“I caught it and I broke a tackle. After that I was just all out and just tried to get to the end zone. I didn’t think I would come free like that, but it happened.”

#### **Redshirt Freshman linebacker C.J. France**

##### **On the game:**

“Today just kind of made a difference for them. They made big plays and kept the ball alive when they needed to. On both sides of the ball they played hard and we played hard.”

##### **On Virginia’s offense:**

“I don’t feel like there was a problem on the ground. They just made a couple big plays. They had a good plan.”

##### **On finishing the season out:**

“After this game we just have to get back to work tomorrow and move on to the next game.”

# Virginia vs. Duke

Nov. 12, 2011

## Virginia Player Quotes

### Senior fullback Max Milien

#### On his role in the passing game:

"We noticed in practice that their linebackers don't blitz. They back up pretty deep to cover the deep routes. We knew that with the deep routes the check-downs would be open and they were open today."

#### On beating Duke:

"We lost the last three years so we came today focused with the mindset of we have to get a win to control our own destiny. We still control our own destiny so that's nice."

#### On next week's game at Florida State:

"We are going to go in tomorrow and game plan like we do for every game. We are going to treat it like any other game and come down focused to get the win."

### Sophomore quarterback Michael Rocco

#### On guaranteeing a winning season:

"We are excited, but we really are taking this one step at a time. We don't have the mentality of 'this is it.' We finished here and still control our own destiny. If we win from here on out we can make ourselves available for an ACC Championship and a really good spot in a bowl game, so we are taking it one game at a time from here on out."

#### On the offense today:

"Duke did a really good job of having nine guys in the box and trying to stop the run with (Safety Matt Daniels). We had three chances to get behind them in the play-action game, but we just missed a couple times. We're stalling some here and there, but our offensive line did a great job of opening up holes. It wasn't as pretty as the Maryland game per se, but we really pounded it and guys made plays when we needed them."

#### On his 38-yard touchdown pass to Kris Burd:

"Their outside linebacker really got to the flat so I had to put it over his head and Kris made a really nice catch and run. It's his first touchdown all year. I'm happy for him. He did a great job of tip-toeing down the sidelines to stay in bounds."

### Senior Wide Receiver Kris Burd

#### On the season so far:

"It's definitely exciting. We haven't been able to write our own destiny in November in a long time. We are excited about the last two games of the season and we look forward to winning."

#### On beating Duke after losing to the Blue Devils the last three years:

"It was definitely a big chip on our shoulders. We just had to execute and do what we do."

#### On the running game:

"Like I've said before, we go as far as our offensive line takes us. We came up with a great gameplan that attacked some of their weaknesses. We executed well and scored more points than the other team did, our ultimate goal."

#### On the running game:

"Whenever you have a solid running game it opens up everything else. Me being a receiver, when we get the running game going it lights me up knowing that there is going to be an opportunity down the field."

#### On his first touchdown of the year:

"It's definitely exciting. I haven't been in the endzone in a while so it coming in game 10 is a great feeling to finally get in there."

# Duke at Virginia

Nov. 12, 2011

## Virginia Player Quotes

### Senior cornerback Chase Minnifield

#### On his interception:

"It was just a blessing. It was cover-two coverage and I don't think the quarterback saw me. I basically ended up with an easy pick. It felt good to get a [pick six] because they took one away from me against William and Mary. I told everyone I would be back."

#### On the Cavaliers' seventh win:

"It's good just because I think we've gained a lot of resilience and a lot of confidence. It's starting to show. We're not worried about anyone else but Florida State."

#### On three-and-outs:

"It's just good coverage on the back end. We showed up today in the secondary. We had some miscommunication and they had a couple of big plays, but for the most part, we were doing what we were supposed to do."

#### On defensive line's support:

"It's a win-win thing. We cover them, and if they're not open, they have to bide some time. I tip our caps off to those guys. We made them hold it and we got some time."

### Senior defensive tackle Matt Conrath

#### On blocked field goal:

"It was just a laser. I just did what I could and got my hands on it."

#### On pre-game nerves:

"It was just that we weren't doing the things that we were being coached to do in the first half. We came out in the second half, we started doing the things we needed to do, and we just shut them down."

#### On importance of getting a win at home:

"Every game is a big game. With Duke having beaten us three years in a row, this was a game of redemption for us. We just came out and showed it."

### Senior tailback back Perry Jones

#### On the home win:

"It's definitely good to get a win—no matter if it's home or if it's away. It's still a different feeling when you get a home win, and I'm definitely glad we could get it for the school and for the fans."

#### On extra yardage:

"There's just something in me that just really doesn't like to be on the ground. I try to get as many yards after the first contact as I can. I just want to help the team out as best I can."

#### On support from Kevin Parks:

"It's definitely a good feeling to know that you have someone behind you that can get the job done as well. We're just going to keep working."

#### On punt return:

"I think I did okay—there's always room for improvement. Overall, for me as well as the team, I think we did okay. I'm going to evaluate myself and just go back in the film room and get back to work. When [assistant coach Anthony Poindexter] asked me to return [the punt], I just did it. He asked me during halftime if he put me back there if I'd be ready. It was third down, and he asked me if I was ready to go. Then he sent me out there. I still do it in practice. I try to help the starting punt team and I get on the scout team as a punter returner, so that's been getting me a little bit of work."

**Senior center Anthony Mihota**

**On recent second-half success:**

“Our identity recently has just been being a second half team. We run the ball, make good passes, and make good decisions. We rely on everyone to make the right moves and have the right technique. We count on everybody.”

**On team’s recent wins:**

“We’re pretty excited. We haven’t had a season like this since my first year. Everyone’s really excited, and we’re using a lot of that momentum. Everyone’s like, ‘Hey, we can do this. We just have to keep pushing on and focusing on each team, one game at a time.’”

**On increased confidence of Michael Rocco:**

“I’m very confident in [Michael Rocco]. It was different at the beginning of the season—not knowing who was going to play and everything. Once he was established as the starter, we all rallied behind him and we were able to have all of our faith in him to make good decisions.”

**On physicality of game:**

“It was a little chippy out there. It’s probably a result of us not having beaten them in three years. It was kind of like, ‘Hey, we’re here. This is our year. We were just trying to be more physical than them—play to the whistle.’”

## **Duke at Virginia**

**Nov. 12, 2011**

### **Virginia Head Coach Mike London**

#### **On the death of George Morris's father:**

"First of all, I wanted to make sure I had an opportunity to talk about George Morris, a guy that's our FCA (Fellowship of Christian Athletes) representative. A couple days ago his father passed away. George has been very instrumental in the development of our players off the field. He (Morris Sr.) passed away in the morning, and he (George) was at our team meeting in the afternoon. I was kind of shocked as to why he was there. George shared with the team that the last words out of his father's mouth were, "Go tell the team to press on." So George left and came and spent the last couple days with the team. I just awarded him the game ball. It's one of those games, one of those situations, where behind the scenes you try to look for things that are motivating you. It's a member of our football family that has been with us for a while. To have a situation like that happen, and have him be with the team, I just wanted to pass that on to him. Our thoughts and prayers are with him and his family as they put his father in the ground. It was an emotional couple of days, the last couple days here. Being able to play a good, hard, aggressive, physical game, which we kind of knew was going to happen, and come out with a victory, makes it even better."

#### **On dominating second halves in the past two games:**

"Hopefully [it is] due to the maturation process of being 10 games into the season now, and having to execute the game, having to not make the same type of devastating mistakes that could cost you games. We've been back and forth here a little bit, particularly with the second half. To see the guys come out and execute, and guys making plays, and defense coming up with the big interception, those are the types of things you want to hang your hat on as an identity of what your team is about. Hopefully we can try to continue to do things that will help us win and minimize those things that cause us to lose."

#### **On improving past the three-game win streak:**

"As I said, going into the 10th game of the season, you want to see things improve. You want to see guys step up and make plays, and I think what you see is some of that going on: Max Milien, Zachary Swanson - that's a name that hasn't been called a lot - and got in there and was able to block some power plays. You're looking for the improvement, and I think it continues to manifest itself. At the same time, you're never satisfied with some of the things you do. I don't know how many penalties we had, but you have to minimize, particularly the simple errors, things about lining up and motioning. We should have some of those things with some of our guys. As far as progress is concerned, I'm pleased with the progress. It's hard enough to win games, and when you have an opportunity compared to what went on last year, to turn around and make some plays and win games, it makes it special with the players and the coaches."

#### **On Kris Burd's touchdown:**

"I was running with him. I was tippy-toeing down the sideline as he was going. It's close. When you have those plays like that, like the goal line play down there, and they make the call on the field, then you have the video reviewed, then it has to be conclusive evidence. Unless you can magnify the camera to see if he's a millimeter of an inch touching the sideline over, or wasn't fumbled before. It's a tough job that the officials have. You always want calls to go in your favor, but in this particular case, I think it looked like Kris was in, and we moved on from there."



# Virginia vs. Duke

Nov. 12, 2011

## Duke Coach Quotes

### Duke Head Coach David Cutcliffe

#### On the game:

“We left way too many plays on the field to win a ball game. When you do that, it’s going to slip through your fingers. Simple as that.”

#### On the game being tied at 21 in the third quarter:

“We had missed assignments. In a lot of plays we looked tired and fatigued for whatever reason. It concerned me a little. Other than that there weren’t any big breakdowns. ‘Got to be where you got to be’, you hear me say that all the time. On both sides of the ball, we left some plays on the field. That’ll get you beat.”

#### On losing five games in a row:

“I told our seniors that I’m very sorry that one of our major goals have slipped through our fingers at this point. We know we have no chance of being bowl eligible. I addressed that and I addressed the fact that we’re getting ready to play these next two ball games. We’ll be ready to play.”

#### On Donovan Varner:

“Couldn’t be more proud. Consistent play has been the trademark of Donovan Varner. He’s the all-time career reception leader in Duke football history. That’s consistency – 35 games in a row with at least one reception. He’s a fine young man and we’re very proud of what he’s accomplished.”

#### On goals of the last two games:

“Well obviously at the start of the season you want to be a bowl team. You want to compete for championships and you want to have a winning record at home. But the most significant goal is to get better every week and we’ll never let that go, never, ever. That is the challenge down the stretch. We want to play our best two football games the last two games of the year. And we’ll capable of doing that. And we will prepare. I believe in our heart of hearts that we will do that.”

“I just told our radio people out there, when used the term properly we have character on this team. Our young men behave well, they work hard, they prepare well. Character is used a lot for a team that wins in the fourth quarter – but I don’t think character has anything to do with that. Character is a willingness to prepare, it’s a willingness to be where you’re supposed to be, to be doing what your supposed to doing as well as you can do it. Period. And that’s why our team has character, and that’s why I’ll always believe in them. Character is an overused and misused word by a lot of people in sports.”



**Scoring Summary (Final)**  
**2011 University of Virginia Football**  
Virginia vs #23 Florida State (Nov 19, 2011 at Tallahassee, Fla.)



Virginia (8-3,5-2) vs. Florida State (7-4,5-3)

Date: Nov 19, 2011 • Site: Tallahassee, Fla. • Stadium: Doak Campbell

Attendance: 77178

Score by Quarters	1	2	3	4	Total
Virginia	0	7	0	7	14
Florida State	0	10	3	0	13

Qtr	Time	Scoring Play	V-H
2nd	14:56	VA - Perry Jones 7 yd pass from Michael Rocco (Robert Randolph kick), 11-82 4:29	7 - 0
	04:49	FS - Ja'Baris Little 1 yd pass from EJ Manuel (Dustin Hopkins kick), 11-75 5:38	7 - 7
	00:54	FS - Dustin Hopkins 26 yd field goal, 6-31 1:17	7 - 10
3rd	07:55	FS - Dustin Hopkins 21 yd field goal, 7-81 2:40	7 - 13
4th	01:16	VA - Kevin Parks 10 yd run (Robert Randolph kick), 5-75 0:37	14 - 13

Kickoff time: 7:41 • End of Game: 11:14 • Total elapsed time: 3:33

Officials: Referee: Walter Davenport; Umpire: Danny Worrell; Linesman: Tyrone Davis;

Line judge: Rick Page; Back judge: James Cole; Field judge: Danny Short;

Side judge: Mike Safrit; Scorer: George Beiser;

Temperature: 71 • Wind: ESE 10 • Weather: 70% hum, 30% rain



**Team Statistics (Final)**  
**2011 University of Virginia Football**  
**Virginia vs #23 Florida State (Nov 19, 2011 at Tallahassee, Fla.)**



	VA	FS
<b>FIRST DOWNS</b>	16	18
Rushing	3	8
Passing	12	8
Penalty	1	2
<b>NET YARDS RUSHING</b>	78	186
Rushing Attempts	29	33
Average Per Rush	2.7	5.6
Rushing Touchdowns	1	0
Yards Gained Rushing	113	210
Yards Lost Rushing	35	24
<b>NET YARDS PASSING</b>	238	200
Completions-Attempts-Int	22-31-0	18-31-0
Average Per Attempt	7.7	6.5
Average Per Completion	10.8	11.1
Passing Touchdowns	1	1
<b>TOTAL OFFENSE YARDS</b>	316	386
Total offense plays	60	64
Average Gain Per Play	5.3	6.0
Fumbles: Number-Lost	0-0	1-1
Penalties: Number-Yards	7-50	11-94
<b>PUNTS-YARDS</b>	8-289	6-302
Average Yards Per Punt	36.1	50.3
Net Yards Per Punt	31.1	42.2
Inside 20	3	2
50+ Yards	0	4
Touchbacks	0	1
Fair catch	0	0
<b>KICKOFFS-YARDS</b>	3-180	4-274
Average Yards Per Kickoff	60.0	68.5
Net Yards Per Kickoff	37.0	49.8
Touchbacks	0	2
Punt returns: Number-Yards-TD	4-29-0	5-40-0
Average Per Return	7.2	8.0
Kickoff returns: Number-Yds-TD	2-35-0	3-69-0
Average Per Return	17.5	23.0
Interceptions: Number-Yds-TD	0-0-0	0-0-0
Fumble Returns: Number-Yds-TD	0-0-0	0-0-0
Miscellaneous Yards	0	0
Possession Time	28:50	31:10
1st Quarter	9:07	5:53
2nd Quarter	6:08	8:52
3rd Quarter	7:48	7:12
4th Quarter	5:47	9:13
Third-Down Conversions	5 of 14	3 of 13
Fourth-Down Conversions	0 of 0	0 of 0
Red-Zone Scores-Chances	2-2	3-4
Touchdowns	2-2	1-4
Field goals	0-2	2-4
Sacks By: Number-Yards	3-24	3-28
PAT Kicks	2-2	1-1
Field Goals	0-0	2-3



**Individual Statistics (Final)**  
**2011 University of Virginia Football**  
**Virginia vs #23 Florida State (Nov 19, 2011 at Tallahassee, Fla.)**



**Virginia**

Rushing	No.	Gain	Loss	Net	TD	Lg	Avg
Clifton Richardson	5	35	2	33	0	17	6.6
Kevin Parks	9	28	0	28	1	10	3.1
Perry Jones	8	17	3	14	0	4	1.8
Michael Rocco	6	33	28	5	0	13	0.8
TEAM	1	0	2	-2	0	0	-2.0
<b>Totals</b>	<b>29</b>	<b>113</b>	<b>35</b>	<b>78</b>	<b>1</b>	<b>17</b>	<b>2.7</b>

Passing	C-A-I	Yds	TD	Long	Sack
Michael Rocco	22-31-0	238	1	34	3
<b>Totals</b>	<b>22-31-0</b>	<b>238</b>	<b>1</b>	<b>34</b>	<b>3</b>

Receiving	No.	Yards	TD	Long
Perry Jones	9	62	1	16
Kris Burd	6	80	0	31
Tim Smith	3	60	0	34
Darius Jennings	3	13	0	6
Paul Freedman	1	23	0	23
<b>Totals</b>	<b>22</b>	<b>238</b>	<b>1</b>	<b>34</b>

Punting	No.	Yds	Avg	Long	In20	TB
Jimmy Howell	8	289	36.1	44	3	0
<b>Totals</b>	<b>8</b>	<b>289</b>	<b>36.1</b>	<b>44</b>	<b>3</b>	<b>0</b>

Returns	Punt			Kickoff			Intercept		
	No	Yds	Lg	No	Yds	Lg	No	Yds	Lg
Perry Jones	3	17	9	0	0	0	0	0	0
Chase Minnifield	1	12	12	0	0	0	0	0	0
Darius Jennings	0	0	0	2	35	20	0	0	0
<b>Totals</b>	<b>4</b>	<b>29</b>	<b>12</b>	<b>2</b>	<b>35</b>	<b>20</b>	<b>0</b>	<b>0</b>	<b>0</b>

Field goals	Qtr	Time	Dist	Result

Kickoffs	No.	Yards	Avg	TB	OB
Chris Hinkebein	3	180	60.0	0	0

All-purpose	Run	Rcv	KR	PR	IR	Total
Perry Jones	14	62	0	17	0	93
Kris Burd	0	80	0	0	0	80
Tim Smith	0	60	0	0	0	60
Darius Jennings	0	13	35	0	0	48

**Florida State**

Rushing	No.	Gain	Loss	Net	TD	Lg	Avg
Jermaine Thomas	14	72	3	69	0	27	4.9
Rashad Greene	1	53	0	53	0	53	53.0
Devonta Freeman	6	44	0	44	0	11	7.3
EJ Manuel	10	41	21	20	0	20	2.0
Lonnie Pryor	1	0	0	0	0	0	0.0
James Wilder Jr.	1	0	0	0	0	0	0.0
<b>Totals</b>	<b>33</b>	<b>210</b>	<b>24</b>	<b>186</b>	<b>0</b>	<b>53</b>	<b>5.6</b>

Passing	C-A-I	Yds	TD	Long	Sack
EJ Manuel	18-31-0	200	1	68	3
<b>Totals</b>	<b>18-31-0</b>	<b>200</b>	<b>1</b>	<b>68</b>	<b>3</b>

Receiving	No.	Yards	TD	Long
Bert Reed	4	104	0	68
Rashad Greene	4	21	0	9
Jermaine Thomas	2	34	0	23
Kenny Shaw	2	22	0	15
Christian Green	2	2	0	6
Greg Dent	1	8	0	8
Beau Reliford	1	4	0	4
Rodney Smith	1	4	0	4
Ja'Baris Little	1	1	1	1
<b>Totals</b>	<b>18</b>	<b>200</b>	<b>1</b>	<b>68</b>

Punting	No.	Yds	Avg	Long	In20	TB
Shawn Powell	6	302	50.3	58	2	1
<b>Totals</b>	<b>6</b>	<b>302</b>	<b>50.3</b>	<b>58</b>	<b>2</b>	<b>1</b>

Returns	Punt			Kickoff			Intercept		
	No	Yds	Lg	No	Yds	Lg	No	Yds	Lg
Greg Reid	5	40	34	1	24	24	0	0	0
Karlos Williams	0	0	0	1	13	13	0	0	0
Lamaricus Joyner	0	0	0	1	32	32	0	0	0
<b>Totals</b>	<b>5</b>	<b>40</b>	<b>34</b>	<b>3</b>	<b>69</b>	<b>32</b>	<b>0</b>	<b>0</b>	<b>0</b>

Field goals	Qtr	Time	Dist	Result
Dustin Hopkins	2nd	00:54	26 yards	Good
Dustin Hopkins	3rd	07:55	21 yards	Good
Dustin Hopkins	4th	00:03	42 yards	Missed

Kickoffs	No.	Yards	Avg	TB	OB
Dustin Hopkins	4	274	68.5	2	0

All-purpose	Run	Rcv	KR	PR	IR	Total
Bert Reed	0	104	0	0	0	104
Jermaine Thomas	69	34	0	0	0	103
Rashad Greene	53	21	0	0	0	74
Greg Reid	0	0	24	40	0	64

FUMBLES: Virginia-None. Florida State-EJ Manuel 1-1.



**Defensive Statistics (Final)**  
**2011 University of Virginia Football**  
**Virginia vs #23 Florida State (Nov 19, 2011 at Tallahassee, Fla.)**



##	Virginia	Solo	Ast	Total	Sacks-Yds	TFL-Yds	FF	FR-Yds	Int-Yds	BrUp	Blks	QBH
9	LaRoy Reynolds	6	2	8	-	1.0-2	-	1-0	-	-	-	-
53	Steve Greer	5	3	8	2.0-15	2.0-15	-	-	-	-	-	1
1	Demetrious Nicholson	5	2	7	-	-	-	-	-	-	-	-
13	Chase Minnifield	5	0	5	-	1.0-4	-	-	-	-	-	-
4	Rodney McLeod	5	0	5	-	-	-	-	-	-	-	-
7	Corey Mosley	2	3	5	-	-	-	-	-	-	-	-
90	Jake Snyder	3	0	3	-	-	-	-	-	-	-	-
94	Matt Conrath	2	1	3	-	-	-	-	-	-	-	-
52	Aaron Taliaferro	2	1	3	-	1.0-1	-	-	-	-	-	-
23	Dom Joseph	1	2	3	-	-	-	-	-	-	-	-
96	Nick Jenkins	1	2	3	-	-	-	-	-	-	-	-
47	Bill Schautz	2	0	2	1.0-9	1.0-9	1	-	-	1	-	-
28	Anthony Harris	1	1	2	-	-	-	-	-	-	-	-
37	LoVante Battle	1	1	2	-	-	-	-	-	-	-	-
93	Will Hill	1	1	2	-	-	-	-	-	-	-	1
29	D.J. Hill	0	1	1	-	-	-	-	-	-	-	-
21	Brandon Phelps	0	1	1	-	-	-	-	-	-	-	-
42	Brian Oden	0	1	1	-	-	-	-	-	-	-	-
56	Cam Johnson	0	0	0	-	-	-	-	-	-	-	1
22	Drequan Hoskey	0	0	0	-	-	-	-	-	1	-	-
<b>Totals</b>		<b>42</b>	<b>22</b>	<b>64</b>	<b>3.0-24</b>	<b>6.0-31</b>	<b>1</b>	<b>1-0</b>	<b>0-0</b>	<b>2</b>	<b>0</b>	<b>3</b>

##	Florida State	Solo	Ast	Total	Sacks-Yds	TFL-Yds	FF	FR-Yds	Int-Yds	BrUp	Blks	QBH
13	Nigel Bradham	7	6	13	-	1.5-3	-	-	-	-	-	-
49	Brandon Jenkins	4	2	6	2.5-22	2.5-22	-	-	-	-	-	-
11	Vince Williams	3	2	5	-	-	-	-	-	-	-	-
5	Greg Reid	4	0	4	-	-	-	-	-	-	-	-
20	Lamarqus Joyner	3	1	4	-	-	-	-	-	-	-	-
4	Terrance Parks	2	2	4	-	-	-	-	-	1	-	-
7	Christian Jones	1	3	4	-	-	-	-	-	-	-	-
95	Bjoern Werner	1	3	4	-	0.5-0	-	-	-	1	-	2
22	Telvin Smith	2	1	3	-	-	-	-	-	1	-	-
21	Avis Commack	2	0	2	-	-	-	-	-	-	-	-
10	Nick Moody	2	0	2	-	-	-	-	-	-	-	-
93	Everett Dawkins	1	1	2	-	-	-	-	-	-	-	-
27	Xavier Rhodes	1	1	2	-	-	-	-	-	-	-	-
91	Cornellius Carradine	1	1	2	0.5-6	1.5-8	-	-	-	-	-	-
98	Cameron Erving	1	0	1	-	-	-	-	-	-	-	-
1	Mike Harris	1	0	1	-	-	-	-	-	-	-	-
9	Karlos Williams	0	1	1	-	-	-	-	-	-	-	-
92	Anthony McCloud	0	0	0	-	-	-	-	-	-	-	1
<b>Totals</b>		<b>36</b>	<b>24</b>	<b>60</b>	<b>3.0-28</b>	<b>6.0-33</b>	<b>0</b>	<b>0-0</b>	<b>0-0</b>	<b>3</b>	<b>0</b>	<b>3</b>





**Drive Chart (By Quarter) (Final)**  
**2011 University of Virginia Football**  
**Virginia vs #23 Florida State (Nov 19, 2011 at Tallahassee, Fla.)**



Team	Qtr	Drive Started			Drive Ended			Consumed	
		Spot	Time	Obtained	Spot	Time	How lost	Pl - Yds	TOP
VA	1st	V20	15:00	Kickoff	V39	12:18	Punt	5 - 19	2:42
FS		F17	12:18	Punt	F19	08:40	Punt	5 - 2	3:38
VA		V33	08:40	Punt	V46	06:40	Punt	4 - 13	2:00
FS		F17	06:40	Punt	V18	04:25	Fumble	5 - 65	2:15
VA		V18	04:25	Fumble	F00	14:56	*TOUCHDOWN	11 - 82	4:29
FS	2nd	F29	14:49	Kickoff	F38	12:59	Punt	3 - 9	1:50
VA		V11	12:59	Punt	V32	10:27	Punt	6 - 21	2:32
FS		F25	10:27	Punt	V00	04:49	*TOUCHDOWN	11 - 75	5:38
VA		V20	04:49	Kickoff	V34	02:11	Punt	6 - 14	2:38
FS		V39	02:11	Punt	V08	00:54	*FIELD GOAL	6 - 31	1:17
VA		V11	00:48	Kickoff	V18	00:00	End of half	2 - 7	0:48
FS	3rd	F29	14:54	Kickoff	F44	12:44	Punt	6 - 15	2:10
VA		V20	12:44	Punt	V28	10:35	Punt	3 - 8	2:09
FS		F16	10:35	Punt	V03	07:55	*FIELD GOAL	7 - 81	2:40
VA		V20	07:55	Kickoff	F45	02:46	Punt	7 - 35	5:09
FS		F18	02:46	Punt	F26	00:30	Punt	3 - 8	2:16
VA		V24	00:30	Punt	V27	13:57	Punt	3 - 3	1:33
FS	4th	F25	13:57	Punt	F39	11:36	Punt	5 - 14	2:21
VA		V12	11:36	Punt	V48	07:32	Punt	7 - 36	4:04
FS		F28	07:32	Punt	V44	01:53	Punt	9 - 28	5:39
VA		V25	01:53	Punt	F00	01:16	*TOUCHDOWN	5 - 75	0:37
FS		F41	01:06	Kickoff	V25	00:03	Missed FG	7 - 34	1:03
VA		V25	00:03	Missed FG	V23	00:00	End of half	1 - (2)	0:03



**Participation Report (Final)**  
**2011 University of Virginia Football**  
**Virginia vs #23 Florida State (Nov 19, 2011 at Tallahassee, Fla.)**



**Virginia**

<b>Pos</b>	<b>##</b>	<b>OFFENSE</b>
WR	18	Kris Burd
LT	72	Oday Aboushi
LG	63	Austin Pasztor
C	68	Anthony Mihota
RG	70	Luke Bowanko
RT	78	Morgan Moses
TE	89	Colter Phillips
QB	16	Michael Rocco
TB	33	Perry Jones
TE	88	Paul Freedman
WR	20	Tim Smith

<b>Pos</b>	<b>##</b>	<b>DEFENSE</b>
DE	90	Jake Snyder
DT	94	Matt Conrath
DT	96	Nick Jenkins
DE	56	Cam Johnson
SLB	52	Aaron Taliaferro
MLB	53	Steve Greer
WLB	9	LaRoy Reynolds
CB	1	Demetrious Nicholson
FS	7	Corey Mosley
SS	4	Rodney McLeod
CB	13	Chase Minnifield

**Florida State**

<b>Pos</b>	<b>##</b>	<b>OFFENSE</b>
WR	83	Bert Reed
LT	77	Zebrie Sanders
LG	60	Jacob Fahrenkrug
C	52	Bryan Stork
RG	79	David Spurlock
RT	51	Bobby Hart
TE	88	Beau Reliford
WR	84	Rodney Smith
QB	3	EJ Manuel
TB	8	Devonta Freeman
WR	89	Christian Green

<b>Pos</b>	<b>##</b>	<b>DEFENSE</b>
LE	95	Bjoern Werner
DT	93	Everett Dawkins
NG	92	Anthony McCloud
RE	49	Brandon Jenkins
SLB	7	Christian Jones
MLB	11	Vince Williams
WLB	13	Nigel Bradham
BC	1	Mike Harris
FS	20	Lamarcus Joyner
SS	4	Terrance Parks
FC	5	Greg Reid

Virginia: 2J-Jacob Hodges, 2-Dominique Terrell, 3-Robert Randolph, 4F-Matt Fortin, 6-Darius Jennings, 7M-Kyle McCartin, 8-Jimmy Howell, 10-Clifton Richardson, 11-Chris Hinkebein, 17-Miles Gooch, 21-Brandon Phelps, 22-Drequan Hoskey, 23-Dom Joseph, 25-Kevin Parks, 26-Ausar Walcott, 27-Rijo Walker, 28-Anthony Harris, 29-D.J. Hill, 34-Terence Fells-Danzer, 36-Max Milien, 37-LoVante Battle, 38-Khalek Shepherd, 39-Tucker Windle, 42-Brian Oden, 43-Kameron Mack, 47-Bill Schautz, 71-Matt Mihalik, 81-Jeremiah Mathis, 83-Jake McGee, 86-Ray Keys, 87-Zachary Swanson, 93-Will Hill, 99-Brent Urban.

Florida State: 6-Nick Waisome, 8J-Timmy Jernigan, 9W-Karlos Williams, 10-Nick Moody, 15-Greg Dent, 18-Dustin Hopkins, 21-Avis Commack, 22-Telvin Smith, 24-Lonnie Pryor, 27-Xavier Rhodes, 30-Tyler Hunter, 31-Terrence Brooks, 32-James Wilder Jr., 33-Ty Jones, 35-Nick O'Leary, 38-Jermaine Thomas, 41-Chad Abram, 45-Shawn Powell, 54-Tre' Jackson, 58-Dan Hicks, 64-Dax Dellenbach, 66-Jacob Stanley, 76-Garrett Faircloth, 80-Rashad Greene, 81-Kenny Shaw, 85-Ja'Baris Little, 91-Cornellius Carradine, 96-Toshmon Stevens, 97-Demonte McAllister, 98-Cameron Erving.





# Play-by-Play Summary (1st quarter)

## Virginia vs #23 Florida State (Nov 19, 2011 at Tallahassee, Fla.)



Welcome to Bobby Bowden Field at Doak S. Campbell Stadium  
 Stat crew for today's game: John Baker, Tommy Sabourin, Pat Campbell  
 Stat crew for today's game: Andrew Brady, Steve Heil, Brian Taylor  
 Captains for FSU: #13-Bradham, #45-Powell, #77-Sanders, #83-Reed  
 Captains for UVA: #4-McLoed, #33-Jones, #96-Brathwaite  
 Coin toss: UVA wins the toss and elects to receive.  
 Coin toss: FSU will kick and defend the south goal.

1-10 VA 30 FS ball on FS30.  
 HOPKINS,D. kickoff 70 yards to the VA0, Jennings,D return 20 yards to the VA20 (WILLIAMS,K.;PARKS,T.).

1-10 VA 20 Rocco,M at QB for Virginia.  
 1-10 VA 20 Jones,P rush right for 3 yards to the VA23 (REID,G.), clock 14:42.  
 2-7 VA 23 Rocco,M slant pass complete to Burd,K for 12 yards to the VA35, 1ST DOWN VA (JOYNER,L.), clock 14:12.  
 1-10 VA 35 Jones,P rush over right tackle for 4 yards to the VA39 (BRADHAM,N.;WILLIAMS,V.), clock 13:34.  
 2-6 VA 39 Parks,K rush left for no gain to the VA39 (WILLIAMS,V.), clock 13:03.  
 3-6 VA 39 Rocco,M sideline pass incomplete to Smith,T, clock 12:30.  
 4-6 VA 39 Howell,J punt 44 yards to the FS17, downed.

P1

5 plays, 19 yards, 2:42

### FLORIDA STATE drive start at 12:18.

1-10 FS 17 MANUEL,E at QB for Florida State.  
 1-10 FS 17 MANUEL,E sideline pass complete to RELIFORD,B. for 4 yards to the FS21 (Reynolds,L), clock 12:06.  
 2-6 FS 21 MANUEL,E WS pass complete to GREENE,R. for 9 yards to the FS30, 1ST DOWN FS (Conrath,M), clock 11:45.  
 1-10 FS 30 PENALTY FS false start (HART,B.) 5 yards to the FS25, clock 11:24.  
 1-15 FS 25 FREEMAN,D. rush OL for 2 yards to the FS27 (Greer,S), clock 10:53.  
 2-13 FS 27 MANUEL,E FY pass complete to GREEN,C. for 45 yards to the VA28, PENALTY FS holding (SANDERS,Z.) 10 yards to the FS17, NO PLAY, clock 10:15.  
 2-23 FS 17 MANUEL,E BU pass complete to GREEN,C. for loss of 4 yards to the FS13 (Minnifield,C), clock 09:32.  
 3-27 FS 13 FREEMAN,D. rush over right guard for 6 yards to the FS19 (Reynolds,L;Greer,S), clock 09:06.  
 4-21 FS 19 POWELL,S. punt 48 yards to the VA33, out-of-bounds.

P1

5 plays, 2 yards, 3:38

### VIRGINIA drive start at 08:40.

1-10 VA 33 Rocco,M sideline pass complete to Smith,T for 13 yards to the VA46, 1ST DOWN VA (HARRIS,M.), clock 08:34.  
 1-10 VA 46 Jones,P rush up middle for 2 yards to the VA48 (DAWKINS,E.), clock 07:58.  
 2-8 VA 48 Rocco,M crossing pass complete to Jennings,D for 5 yards to the FS47, clock 07:14.  
 3-3 FS 47 Rocco,M sacked for loss of 7 yards to the VA46 (JENKINS,B.), PENALTY VA holding declined, clock 06:57.  
 4-10 VA 46 Howell,J punt 37 yards to the FS17, downed.

P2

4 plays, 13 yards, 2:00

### FLORIDA STATE drive start at 06:40.

Light rain begins to fall at 8:02 pm.

1-10 FS 17 PENALTY FS false start (SANDERS,Z.) 5 yards to the FS12, clock 06:40.  
 1-15 FS 12 MANUEL,E rush QX for 8 yards to the FS20, out-of-bounds (Minnifield,C), clock 06:24.  
 2-7 FS 20 FREEMAN,D. rush TL for 11 yards to the FS31, 1ST DOWN FS (Reynolds,L), clock 06:03.  
 1-10 FS 31 GREENE,R. rush reverse for 53 yards to the VA16, 1ST DOWN FS, out-of-bounds (Nicholson,D;Mosley,C), clock 05:35.  
 1-10 VA 16 Timeout Florida State, clock 05:12.

R2

R3

Light rain stops at 8:05 pm.

1-10 VA 16 MANUEL,E middle pass complete to SMITH,R. for 4 yards to the VA12 (Minnifield,C), clock 05:04.

Official Review: Call on the field is a incomplete pass.

Official Review: Call is reversed. Completed pass.

2-6 VA 12 MANUEL,E sacked for loss of 9 yards to the VA21 (Schantz,B), fumble by MANUEL,E recovered by VA Reynolds,L at VA18.

5 plays, 65 yards, 2:15

### VIRGINIA drive start at 04:25.

1-10 VA 18 Rocco,M sideline pass complete to Burd,K for 14 yards to the VA32, 1ST DOWN VA, out-of-bounds (JONES,C.), clock 04:17.  
 1-10 VA 32 Jones,P rush over right tackle for loss of 1 yard to the VA31 (BRADHAM,N.;WERNER,B.), clock 03:46.  
 2-11 VA 31 Rocco,M middle pass incomplete (WERNER,B.), clock 03:16.  
 3-11 VA 31 Rocco,M sideline pass complete to Smith,T for 13 yards to the VA44, 1ST DOWN VA

P3

P4



## Play-by-Play Summary (1st quarter)

### Virginia vs #23 Florida State (Nov 19, 2011 at Tallahassee, Fla.)



- (MOODY,N.), clock 03:02.
- 1-10 VA 44 Parks,K rush left for 4 yards to the VA48 (JOYNER,L.;BRADHAM,N.), clock 02:38.
  - 2-6 VA 48 Rocco,M TA pass incomplete, clock 02:14.
  - 3-6 VA 48 Rocco,M screen pass complete to Jones,P for 7 yards to the FS45, 1ST DOWN VA, out-of-bounds (MOODY,N.), clock 02:07. P5
  - 1-10 FS 45 Rocco,M crossing pass complete to Burd,K for 31 yards to the FS14, 1ST DOWN VA (REID,G.), clock 01:36. P6
  - 1-10 FS 14 Rocco,M crossing pass complete to Jones,P for 5 yards to the FS9 (BRADHAM,N.), clock 00:57.
  - 2-5 FS 09 Parks,K rush left for 2 yards to the FS7 (WILLIAMS,V.), clock 00:07.

**END OF 1st QUARTER: Florida State 0, Virginia 0**

Quarter Summary	Score	Time Poss	1st Downs				Conversions		Rushing	Passing	Penalties
			R	P	X	T	3rd	4th			
Virginia	0	09:07	0	6	0	6	0-2	0-0	8-7	8-11-0-100	0-0
Florida State	0	05:53	2	1	0	3	0-1	0-0	6-74	4-4-0-13	3-20



**Quickie Statistics (1st quarter only)**  
**Virginia vs #23 Florida State (Nov 19, 2011 at Tallahassee, Fla.)**



	VA	FS
Score	0	0
<b>FIRST DOWNS</b>	<b>6</b>	<b>3</b>
<b>RUSHES-YARDS (NET)</b>	<b>8-7</b>	<b>6-74</b>
<b>PASSING YDS (NET)</b>	<b>100</b>	<b>13</b>
Passes Att-Comp-Int	11-8-0	4-4-0
<b>TOTAL OFFENSE PLAYS-YARDS</b>	<b>19-107</b>	<b>10-87</b>
Fumble Returns-Yards	0-0	0-0
Punt Returns-Yards	0-0	0-0
Kickoff Returns-Yards	1-20	0-0
Interception Returns-Yards	0-0	0-0
Punts (Number-Avg)	2-40.5	1-48.0
Fumbles-Lost	0-0	1-1
Penalties-Yards	0-0	3-20
Possession Time	09:07	05:53
Third-Down Conversions	2 of 4	0 of 1
Fourth-Down Conversions	0 of 0	0 of 0

**Virginia**

<b>Rushing</b>	<b>No.</b>	<b>Gain</b>	<b>Loss</b>	<b>Net</b>	<b>TD</b>	<b>Lg</b>	<b>Avg</b>
Perry Jones	4	9	1	8	0	4	2.0
Kevin Parks	3	6	0	6	0	4	2.0
Michael Rocco	1	0	7	-7	0	0	-7.0

<b>Passing</b>	<b>C-A-I</b>	<b>Yds</b>	<b>TD</b>	<b>Long</b>	<b>Sack</b>
Michael Rocco	8-11-0	100	0	31	1

<b>Receiving</b>	<b>No.</b>	<b>Yards</b>	<b>TD</b>	<b>Long</b>
Kris Burd	3	57	0	31
Tim Smith	2	26	0	13
Perry Jones	2	12	0	7
Darius Jennings	1	5	0	5

<b>Punting</b>	<b>No.</b>	<b>Yds</b>	<b>Avg</b>	<b>Long</b>	<b>In20</b>	<b>TB</b>
Jimmy Howell	2	81	40.5	44	2	0

<b>Punt Returns</b>	<b>No.</b>	<b>Yards</b>	<b>TD</b>	<b>Long</b>

<b>Kick Returns</b>	<b>No.</b>	<b>Yards</b>	<b>TD</b>	<b>Long</b>
Darius Jennings	1	20	0	20

<b>Tackles</b>	<b>UA-A</b>	<b>Total</b>	<b>Sacks</b>	<b>TFL</b>
Chase Minnifield	3-0	3	0.0	1.0
LaRoy Reynolds	2-1	3	0.0	0.0
Steve Greer	1-1	2	0.0	0.0
Matt Conrath	1-0	1	0.0	0.0

**Florida State**

<b>Rushing</b>	<b>No.</b>	<b>Gain</b>	<b>Loss</b>	<b>Net</b>	<b>TD</b>	<b>Lg</b>	<b>Avg</b>
Rashad Greene	1	53	0	53	0	53	53.0
Devonta Freeman	3	19	0	19	0	11	6.3
EJ Manuel	2	8	6	2	0	8	1.0

<b>Passing</b>	<b>C-A-I</b>	<b>Yds</b>	<b>TD</b>	<b>Long</b>	<b>Sack</b>
EJ Manuel	4-4-0	13	0	9	1

<b>Receiving</b>	<b>No.</b>	<b>Yards</b>	<b>TD</b>	<b>Long</b>
Rashad Greene	1	9	0	9
Rodney Smith	1	4	0	4
Beau Reliford	1	4	0	4
Christian Green	1	-4	0	0

<b>Punting</b>	<b>No.</b>	<b>Yds</b>	<b>Avg</b>	<b>Long</b>	<b>In20</b>	<b>TB</b>
Shawn Powell	1	48	48.0	48	0	0

<b>Punt Returns</b>	<b>No.</b>	<b>Yards</b>	<b>TD</b>	<b>Long</b>

<b>Kick Returns</b>	<b>No.</b>	<b>Yards</b>	<b>TD</b>	<b>Long</b>

<b>Tackles</b>	<b>UA-A</b>	<b>Total</b>	<b>Sacks</b>	<b>TFL</b>
Nigel Bradham	1-3	4	0.0	0.5
Vince Williams	2-1	3	0.0	0.0
Nick Moody	2-0	2	0.0	0.0
Greg Reid	2-0	2	0.0	0.0



## Play-by-Play Summary (2nd quarter)

### Virginia vs #23 Florida State (Nov 19, 2011 at Tallahassee, Fla.)



3-3 FS 07 Start of 2nd quarter, clock 15:00.  
 3-3 FS 07 Rocco,M TR pass complete to Jones,P for 7 yards to the FS0, 1ST DOWN VA, TOUCHDOWN, clock 14:56. P7

*Official Review: Previous play is under review. Call on the field is*

*Official Review: a touchdown.*

*Official Review: Call on the field is confirmed.*

1-G FS 03 Randolph,R kick attempt good.

**Virginia 7, Florida State 0**

*11 plays, 82 yards, 4:36*

Hinkebein,C kickoff 65 yards to the FS5, REID,G. return 24 yards to the FS29 (Joseph,D;Hill,D).

**FLORIDA STATE drive start at 14:49.**

1-10 FS 29 THOMAS,J. rush over left tackle for 5 yards to the FS34 (Jenkins,N), clock 14:31.  
 2-5 FS 34 THOMAS,J. rush over right end for 4 yards to the FS38 (Hill,W), clock 13:58.  
 3-1 FS 38 WILDER,J rush over right guard for no gain to the FS38 (Snyder,J), clock 13:18.  
 4-1 FS 38 POWELL,S. punt 53 yards to the VA9, Jones,P return 2 yards to the VA11.

*3 plays, 9 yards, 1:50*

**VIRGINIA drive start at 12:59.**

*On the previous play, #33-Jones muffed the punt and fell forward to recover at the 11 yard line.*

1-10 VA 11 Parks,K rush right for 2 yards to the VA13 (JENKINS,B.), clock 12:40.  
 2-8 VA 13 PENALTY VA false start (Aboushi,O) 5 yards to the VA8, clock 12:18.  
 2-13 VA 08 Rocco,M slant pass incomplete to Jennings,D (SMITH,T.), clock 11:57.

*Injured player for FSU is #20-Joyner. Walks off the field slowly.*

3-13 VA 08 Rocco,M middle pass complete to Jones,P for 3 yards to the VA11, PENALTY FS personal foul (JERNIGAN,T.) 15 yards to the VA26, 1ST DOWN VA, clock 11:31. X8

1-10 VA 26 1st and 10.

1-10 VA 26 Rocco,M FY pass incomplete to McGee,J, clock 11:18.

2-10 VA 26 Rocco,M HK pass complete to Jennings,D for 6 yards to the VA32 (SMITH,T.;BRADHAM,N.), clock 10:54.

3-4 VA 32 Rocco,M TA pass incomplete to Jennings,D, QB hurry by MCCLOUD,A., clock 10:31.

4-4 VA 32 Howell,J punt 43 yards to the FS25, out-of-bounds.

*6 plays, 21 yards, 2:32*

**FLORIDA STATE drive start at 10:27.**

1-10 FS 25 MANUEL,E flag pass incomplete to GREEN,C., clock 10:21.

2-10 FS 25 MANUEL,E slant pass complete to REED,B. for 6 yards to the FS31 (Nicholson,D), clock 10:02.

3-4 FS 31 MANUEL,E rush QX for 4 yards to the FS35, PENALTY FS holding (J,FAHRENKRUG) 10 yards to the FS21, NO PLAY, clock 09:24.

3-14 FS 21 MANUEL,E crossing pass complete to REED,B. for 17 yards to the FS38, 1ST DOWN FS (Mosley,C;Joseph,D), clock 08:48. P4

1-10 FS 38 THOMAS,J. rush right for 3 yards to the FS41 (Jenkins,N;Taliaferro,A), clock 08:22.

2-7 FS 41 THOMAS,J. rush up middle for 27 yards to the VA32, 1ST DOWN FS (McLeod,R), clock 07:50. R5

1-10 VA 32 MANUEL,E FY pass incomplete to SMITH,R., clock 07:12.

2-10 VA 32 THOMAS,J. rush left for 11 yards to the VA21, 1ST DOWN FS (Nicholson,D), clock 07:05. R6

1-10 VA 21 THOMAS,J. rush over left tackle for no gain to the VA21 (Snyder,J), clock 06:33.

2-10 VA 21 MANUEL,E rush QX for 20 yards to the VA1, 1ST DOWN FS, out-of-bounds (Minnifield,C), clock 05:55. R7

1-G VA 01 MANUEL,E rush quarterback sneak for no gain to the VA1 (Greer,S;Jenkins,N), clock 05:21.

2-G VA 01 MANUEL,E crossing pass complete to LITTLE,J. for 1 yard to the VA0, TOUCHDOWN, clock 04:49.

1-G VA 03 HOPKINS,D. kick attempt good.

**Florida State 7, Virginia 7**

*11 plays, 75 yards, 5:38*

HOPKINS,D. kickoff 70 yards to the VA0, touchback.

**VIRGINIA drive start at 04:49.**

1-10 VA 20 Richardson,C rush over left guard for 11 yards to the VA31, 1ST DOWN VA (PARKS,T.), clock 04:44. R9

1-10 VA 31 Jones,P rush TR for loss of 2 yards to the VA29 (CARRADINE,C.), clock 04:10.

2-12 VA 29 Rocco,M middle pass complete to Freedman,P for 23 yards to the FS48, 1ST DOWN VA (JOYNER,L.), clock 03:32. P10

1-10 FS 48 Rocco,M sacked for loss of 12 yards to the VA40 (CARRADINE,C.;JENKINS,B.), PENALTY VA intentional grounding (Rocco,M) 0 yards to the VA40.

1-22 VA 40 2nd and 22.

2-22 VA 40 Rocco,M sacked for loss of 9 yards to the VA31 (JENKINS,B.), clock 02:41.

3-31 VA 31 Parks,K rush right for 3 yards to the VA34 (WILLIAMS,V.), clock 02:25.

4-28 VA 34 Timeout Florida State, clock 02:25.

4-28 VA 34 Howell,J punt 39 yards to the FS27, REID,G. return 34 yards to the VA39 (Harris,A).

*6 plays, 14 yards, 2:38*



**Play-by-Play Summary (2nd quarter)**  
**Virginia vs #23 Florida State (Nov 19, 2011 at Tallahassee, Fla.)**



**FLORIDA STATE drive start at 02:11.**

- 1-10 VA 39 MANUEL,E crossing pass complete to REED,B. for 13 yards to the VA26, 1ST DOWN FS (Mosley,C), clock 02:02. P8
- 1-10 VA 26 FREEMAN,D. rush over right tackle for 11 yards to the VA15, 1ST DOWN FS (McLeod,R), clock 01:42. R9

*Injured player for UVA is #94-Conrath. Walks off the field.*

- 1-10 VA 15 MANUEL,E TA pass incomplete to O'LEARY,N., QB hurry by Hill,W, clock 01:30.
- 2-10 VA 15 MANUEL,E slant pass complete to SHAW,K. for 7 yards to the VA8 (Reynolds,L), clock 01:17.
- 3-3 VA 08 MANUEL,E crossing pass incomplete to SHAW,K., clock 00:58.
- 4-3 VA 08 Timeout Virginia, clock 00:58.
- 4-3 VA 08 HOPKINS,D. field goal attempt from 26 GOOD, clock 00:54.

**Florida State 10, Virginia 7**

*6 plays, 31 yards, 1:23*

HOPKINS,D. kickoff 64 yards to the VA6, Jennings,D return 15 yards to the VA21 (BRADHAM,N.), PENALTY VA illegal block 10 yards to the VA11, 1st and 10, VA ball on VA11.

**VIRGINIA drive start at 00:48.**

- 1-10 VA 11 Jones,P rush right for 4 yards to the VA15, out-of-bounds (SMITH,T.), clock 00:42.
  - 2-6 VA 15 Jones,P rush right for 3 yards to the VA18 (JENKINS,B.), clock 00:24.
- End of half, clock 00:00.

*2 plays, 7 yards, 0:48*

**END OF 2nd QUARTER: Florida State 10, Virginia 7**

Quarter Summary	Score	Time Poss	1st Downs				Conversions		Rushing	Passing	Penalties
			R	P	X	T	3rd	4th			
Virginia	7	06:09	1	2	1	4	1-4	0-0	8-0	4-7-0-39	3-15
Florida State	10	08:51	4	2	0	6	1-3	0-0	10-81	5-9-0-44	2-25



**Quickie Statistics (2nd quarter only)**  
**Virginia vs #23 Florida State (Nov 19, 2011 at Tallahassee, Fla.)**



	VA	FS
Score	7	10
<b>FIRST DOWNS</b>	4	6
<b>RUSHES-YARDS (NET)</b>	8-0	10-81
<b>PASSING YDS (NET)</b>	39	44
Passes Att-Comp-Int	7-4-0	9-5-0
<b>TOTAL OFFENSE PLAYS-YARDS</b>	15-39	19-125
Fumble Returns-Yards	0-0	0-0
Punt Returns-Yards	1-2	1-34
Kickoff Returns-Yards	1-15	1-24
Interception Returns-Yards	0-0	0-0
Punts (Number-Avg)	2-41.0	1-53.0
Fumbles-Lost	0-0	0-0
Penalties-Yards	3-15	2-25
Possession Time	06:09	08:51
Third-Down Conversions	1 of 4	1 of 3
Fourth-Down Conversions	0 of 0	0 of 0

**Virginia**

<b>Rushing</b>	No.	Gain	Loss	Net	TD	Lg	Avg
Clifton Richardson	1	11	0	11	0	11	11.0
Perry Jones	3	7	2	5	0	4	1.7
Kevin Parks	2	5	0	5	0	3	2.5
Michael Rocco	2	0	21	-21	0	0	-10.5

<b>Passing</b>	C-A-I	Yds	TD	Long	Sack
Michael Rocco	4-7-0	39	1	23	2

<b>Receiving</b>	No.	Yards	TD	Long
Perry Jones	2	10	1	7
Paul Freedman	1	23	0	23
Darius Jennings	1	6	0	6

<b>Punting</b>	No.	Yds	Avg	Long	In20	TB
Jimmy Howell	2	82	41.0	43	0	0

<b>Punt Returns</b>	No.	Yards	TD	Long
Perry Jones	1	2	0	2

<b>Kick Returns</b>	No.	Yards	TD	Long
Darius Jennings	1	15	0	15

<b>Tackles</b>	UA-A	Total	Sacks	TFL
Nick Jenkins	1-2	3	0.0	0.0
Rodney McLeod	2-0	2	0.0	0.0
Demetrious Nicholso	2-0	2	0.0	0.0
Jake Snyder	2-0	2	0.0	0.0

**Florida State**

<b>Rushing</b>	No.	Gain	Loss	Net	TD	Lg	Avg
Jermaine Thomas	6	50	0	50	0	27	8.3
EJ Manuel	2	20	0	20	0	20	10.0
Devonta Freeman	1	11	0	11	0	11	11.0
James Wilder Jr.	1	0	0	0	0	0	0.0

<b>Passing</b>	C-A-I	Yds	TD	Long	Sack
EJ Manuel	5-9-0	44	1	17	0

<b>Receiving</b>	No.	Yards	TD	Long
Bert Reed	3	36	0	17
Kenny Shaw	1	7	0	7
Ja'Baris Little	1	1	1	1

<b>Punting</b>	No.	Yds	Avg	Long	In20	TB
Shawn Powell	1	53	53.0	53	1	0

<b>Punt Returns</b>	No.	Yards	TD	Long
Greg Reid	1	34	0	34

<b>Kick Returns</b>	No.	Yards	TD	Long
Greg Reid	1	24	0	24

<b>Tackles</b>	UA-A	Total	Sacks	TFL
Brandon Jenkins	3-1	4	1.5	1.5
Cornellius Carradine	1-1	2	0.5	1.5
Nigel Bradham	1-1	2	0.0	0.0
Telvin Smith	1-1	2	0.0	0.0

Qtr	Time	Scoring Play	V-H
2nd	14:56	VA - Perry Jones 7 yd pass from Michael Rocco (Robert Randolph kick), 11-82 4:36	7 - 0
	04:49	FS - Ja'Baris Little 1 yd pass from EJ Manuel (Dustin Hopkins kick), 11-75 5:38	7 - 7
	00:54	FS - Dustin Hopkins 26 yd field goal, 6-31 1:23	7 - 10



## Play-by-Play Summary (3rd quarter)

### Virginia vs #23 Florida State (Nov 19, 2011 at Tallahassee, Fla.)



Virginia will kick to begin the 2nd half and defend the north goal.

Start of 3rd quarter, clock 15:00, VA ball on VA30.

Hinkebein,C kickoff 54 yards to the FS16, WILLIAMS,K. return 13 yards to the FS29 (Joseph,D).

#### FLORIDA STATE drive start at 14:54.

1-10 FS 29 MANUEL,E sideline pass incomplete to FREEMAN,D., clock 14:50.  
 2-10 FS 29 FREEMAN,D. rush over right end for 6 yards to the FS35 (Mosley,C;Reynolds,L), clock 14:32.  
 3-4 FS 35 MANUEL,E slant pass complete to DENT,G. for 8 yards to the FS43, 1ST DOWN FS (Greer,S), clock 13:56.  
 1-10 FS 43 MANUEL,E FY pass incomplete to SHAW,K., clock 13:38.  
 2-10 FS 43 MANUEL,E rush QR for 1 yard to the FS44 (Reynolds,L), clock 13:23.  
 3-9 FS 44 MANUEL,E TA pass incomplete to REED,B., QB hurry by Johnson,C, clock 12:54.  
 4-9 FS 44 POWELL,S. punt 56 yards to the VA0, touchback.

P10

*6 plays, 15 yards, 2:10*

#### VIRGINIA drive start at 12:44.

1-10 VA 20 Parks,K rush up middle for 2 yards to the VA22 (JONES,C.;JENKINS,B.), clock 12:31.  
 2-8 VA 22 Rocco,M crossing pass complete to Jones,P for 5 yards to the VA27 (BRADHAM,N.), clock 11:44.  
 3-3 VA 27 Jones,P rush over right tackle for 1 yard to the VA28 (WERNER,B.;WILLIAMS,V.), clock 11:02.  
 4-2 VA 28 Howell,J punt 41 yards to the FS31, REID,G. return 0 yards to the FS31, PENALTY FS personal foul (WILLIAMS,K.) 15 yards to the FS16, 1st and 10, FS ball on FS16.

Punt was muffed and recovered by #5-Reid.

*3 plays, 8 yards, 2:09*

#### FLORIDA STATE drive start at 10:35.

1-10 FS 16 THOMAS,J. rush right for no gain to the FS16 (Conrath,M), clock 10:22.  
 2-10 FS 16 MANUEL,E sideline pass complete to SHAW,K. for 15 yards to the FS31, 1ST DOWN FS, out-of-bounds, clock 09:50.  
 1-10 FS 31 MANUEL,E middle pass complete to REED,B. for 68 yards to the VA1, 1ST DOWN FS (Minnifield,C), clock 09:24.  
 1-G VA 01 THOMAS,J. rush left for loss of 1 yard to the VA2 (Taliaferro,A), clock 08:49.  
 2-G VA 02 MANUEL,E sideline pass incomplete to RELIFORD,B., clock 08:25.  
 3-G VA 02 Timeout Florida State, clock 08:25.  
 3-G VA 02 MANUEL,E sacked for loss of 1 yard to the VA3 (Greer,S), clock 08:12.  
 4-G VA 03 HOPKINS,D. field goal attempt from 21 GOOD, clock 07:55.

P11

P12

#### Florida State 13, Virginia 7

*7 plays, 81 yards, 2:40*

HOPKINS,D. kickoff 70 yards to the VA0, touchback.

#### VIRGINIA drive start at 07:55.

1-10 VA 20 Rocco,M middle pass complete to Burd,K for 14 yards to the VA34, 1ST DOWN VA (JOYNER,L.), clock 07:49.  
 1-10 VA 34 Richardson,C rush over left guard for 5 yards to the VA39 (BRADHAM,N.), clock 07:06.  
 2-5 VA 39 Rocco,M crossing pass complete to Phillips,C for 10 yards to the VA49, PENALTY VA holding (Richardson,C) 10 yards to the VA29, NO PLAY, clock 06:44.  
 2-15 VA 29 Rocco,M rush QX for 12 yards to the VA41, clock 06:08.

P11

Injured player for FSU is #8-Jernigan. Walks off the field.

3-3 VA 41 Rocco,M crossing pass complete to Jones,P for 7 yards to the VA48, 1ST DOWN VA, clock 05:16.  
 1-10 VA 48 Rocco,M HK pass complete to Burd,K for 3 yards to the FS49 (REID,G.), clock 04:40.  
 2-7 FS 49 Richardson,C rush over right guard for 2 yards to the FS47 (DAWKINS,E.;WERNER,B.), clock 04:03.  
 3-5 FS 47 Rocco,M crossing pass complete to Jennings,D for 2 yards to the FS45 (REID,G.), clock 03:14.  
 4-3 FS 45 Howell,J punt 28 yards to the FS17, REID,G. return 1 yards to the FS18 (Battle,L).

P12

*7 plays, 35 yards, 5:09*

#### FLORIDA STATE drive start at 02:46.

Light rain begins to fall at 10:06 pm.

1-10 FS 18 MANUEL,E rush quarterback draw for 2 yards to the FS20 (Greer,S), clock 02:30.  
 2-8 FS 20 PENALTY FS false start (HART,B.) 5 yards to the FS15, clock 02:13.  
 2-13 FS 15 THOMAS,J. rush over left tackle for 11 yards to the FS26 (Taliaferro,A), clock 01:40.  
 3-2 FS 26 PRYOR,L. rush over left guard for no gain to the FS26 (Schultz,B), clock 01:02.  
 4-2 FS 26 POWELL,S. punt 56 yards to the VA18, Jones,P return 6 yards to the VA24 (COMMACK,A.).

*3 plays, 8 yards, 2:16*

#### VIRGINIA drive start at 00:30.

1-10 VA 24 Parks,K rush over right guard for 5 yards to the VA29 (ERVING,C.), clock 00:11.

**END OF 3rd QUARTER: Florida State 13, Virginia 7**



**Play-by-Play Summary (3rd quarter)**  
**Virginia vs #23 Florida State (Nov 19, 2011 at Tallahassee, Fla.)**



<u>Quarter Summary</u>	<u>Score</u>	<u>Time Poss</u>	<u>1st Downs</u>				<u>Conversions</u>		<u>Rushing</u>	<u>Passing</u>	<u>Penalties</u>
			<u>R</u>	<u>P</u>	<u>X</u>	<u>T</u>	<u>3rd</u>	<u>4th</u>			
Virginia	0	07:48	0	2	0	2	1-3	0-0	6-27	5-5-0-31	1-10
Florida State	3	07:06	0	3	0	3	1-4	0-0	8-18	3-7-0-91	2-20





**Quickie Statistics (3rd quarter only)**  
**Virginia vs #23 Florida State (Nov 19, 2011 at Tallahassee, Fla.)**



	VA	FS
Score	0	3
<b>FIRST DOWNS</b>	2	3
<b>RUSHES-YARDS (NET)</b>	6-27	8-18
<b>PASSING YDS (NET)</b>	31	91
Passes Att-Comp-Int	5-5-0	7-3-0
<b>TOTAL OFFENSE PLAYS-YARDS</b>	11-58	15-109
Fumble Returns-Yards	0-0	0-0
Punt Returns-Yards	1-6	2-1
Kickoff Returns-Yards	0-0	1-13
Interception Returns-Yards	0-0	0-0
Punts (Number-Avg)	2-34.5	2-56.0
Fumbles-Lost	0-0	0-0
Penalties-Yards	1-10	2-20
Possession Time	07:48	07:06
Third-Down Conversions	1 of 3	1 of 4
Fourth-Down Conversions	0 of 0	0 of 0

**Virginia**

<b>Rushing</b>	No.	Gain	Loss	Net	TD	Lg	Avg
Michael Rocco	1	12	0	12	0	12	12.0
Clifton Richardson	2	7	0	7	0	5	3.5
Kevin Parks	2	7	0	7	0	5	3.5
Perry Jones	1	1	0	1	0	1	1.0

<b>Passing</b>	C-A-I	Yds	TD	Long	Sack
Michael Rocco	5-5-0	31	0	14	0

<b>Receiving</b>	No.	Yards	TD	Long
Kris Burd	2	17	0	14
Perry Jones	2	12	0	7
Darius Jennings	1	2	0	2

<b>Punting</b>	No.	Yds	Avg	Long	In20	TB
Jimmy Howell	2	69	34.5	41	1	0

<b>Punt Returns</b>	No.	Yards	TD	Long
Perry Jones	1	6	0	6

<b>Kick Returns</b>	No.	Yards	TD	Long

<b>Tackles</b>	UA-A	Total	Sacks	TFL
Steve Greer	3-0	3	1.0	1.0
Aaron Taliaferro	2-0	2	0.0	1.0
LaRoy Reynolds	1-1	2	0.0	0.0
Matt Conrath	1-0	1	0.0	0.0

**Florida State**

<b>Rushing</b>	No.	Gain	Loss	Net	TD	Lg	Avg
Jermaine Thomas	3	11	1	10	0	11	3.3
Devonta Freeman	1	6	0	6	0	6	6.0
EJ Manuel	3	3	1	2	0	2	0.7
Lonnie Pryor	1	0	0	0	0	0	0.0

<b>Passing</b>	C-A-I	Yds	TD	Long	Sack
EJ Manuel	3-7-0	91	0	68	1

<b>Receiving</b>	No.	Yards	TD	Long
Bert Reed	1	68	0	68
Kenny Shaw	1	15	0	15
Greg Dent	1	8	0	8

<b>Punting</b>	No.	Yds	Avg	Long	In20	TB
Shawn Powell	2	112	56.0	56	0	1

<b>Punt Returns</b>	No.	Yards	TD	Long
Greg Reid	2	1	0	1

<b>Kick Returns</b>	No.	Yards	TD	Long
Karlos Williams	1	13	0	13

<b>Tackles</b>	UA-A	Total	Sacks	TFL
Greg Reid	2-0	2	0.0	0.0
Nigel Bradham	2-0	2	0.0	0.0
Bjoern Werner	0-2	2	0.0	0.0
Avis Commack	1-0	1	0.0	0.0

Qtr	Time	Scoring Play	V-H
2nd	14:56	VA - Perry Jones 7 yd pass from Michael Rocco (Robert Randolph kick), 11-82 4:36	7 - 0
	04:49	FS - Ja'Baris Little 1 yd pass from EJ Manuel (Dustin Hopkins kick), 11-75 5:38	7 - 7
	00:54	FS - Dustin Hopkins 26 yd field goal, 6-31 1:23	7 - 10
3rd	07:55	FS - Dustin Hopkins 21 yd field goal, 7-81 2:40	0 - 3



## Play-by-Play Summary (4th quarter)

### Virginia vs #23 Florida State (Nov 19, 2011 at Tallahassee, Fla.)



- 2-5 VA 29 Start of 4th quarter, clock 15:00.
- 2-5 VA 29 Richardson,C rush over left guard for loss of 2 yards to the VA27 (BRADHAM,N.), clock 14:41.
- 3-7 VA 27 Rocco,M crossing pass incomplete to Burd,K, QB hurry by WERNER,B., clock 14:14.
- 4-7 VA 27 Howell,J punt 30 yards to the FS43, REID,G. return -8 yards to the FS35 (Phelps,B;Harris,A), PENALTY FS illegal block 10 yards to the FS25, 1st and 10, FS ball on FS25.

*3 plays, 3 yards, 1:33*

#### FLORIDA STATE drive start at 13:57.

*Rain stopped at 10:18 pm.*

- 1-10 FS 25 MANUEL,E middle pass complete to GREENE,R. for 5 yards to the FS30 (Nicholson,D).
- 2-5 FS 30 FREEMAN,D. rush left for 8 yards to the FS38, 1ST DOWN FS (McLeod,R), clock 13:00.
- 1-10 FS 38 MANUEL,E flag pass incomplete to O'LEARY,N., clock 12:46.
- 2-10 FS 38 MANUEL,E rush QX for 6 yards to the FS44, out-of-bounds, clock 12:37.
- 3-4 FS 44 PENALTY FS false start (J,FAHRENKRUG) 5 yards to the FS39, clock 12:16.
- 3-9 FS 39 MANUEL,E middle pass incomplete to DENT,G., QB hurry by Greer,S, clock 11:48.
- 4-9 FS 39 POWELL,S. punt 58 yards to the VA3, Jones,P return 9 yards to the VA12 (COMMACK,A.).

R13

*5 plays, 14 yards, 2:21*

#### VIRGINIA drive start at 11:36.

- 1-10 VA 12 Rocco,M sideline pass incomplete to Phillips,C, QB hurry by WERNER,B. (PARKS,T.), clock 11:29.
- 2-10 VA 12 Timeout Virginia, clock 11:29.
- 2-10 VA 12 Rocco,M slant pass complete to Jones,P for 3 yards to the VA15 (BRADHAM,N.;RHODES,X.), clock 11:05.
- 3-7 VA 15 PENALTY VA false start (Moses,M) 5 yards to the VA10, clock 10:41.
- 3-12 VA 10 Rocco,M rush QX for 13 yards to the VA23, 1ST DOWN VA (WERNER,B.), clock 10:04.
- 1-10 VA 23 Richardson,C rush over right guard for 17 yards to the VA40, 1ST DOWN VA (JONES,C.;PARKS,T.), clock 09:15.
- 1-10 VA 40 Parks,K rush left for no gain to the VA40 (PARKS,T.), clock 08:49.
- 2-10 VA 40 Rocco,M middle pass incomplete to Jones,P, dropped pass, clock 08:23.
- 3-10 VA 40 Rocco,M rush QX for 8 yards to the VA48 (BRADHAM,N.;JONES,C.), clock 08:01.
- 4-2 VA 48 Howell,J punt 27 yards to the FS25, REID,G. return 13 yards to the FS38, out-of-bounds, PENALTY FS illegal block (WILLIAMS,K.) 10 yards to the FS28, 1st and 10, FS ball on FS28.

R13

R14

*7 plays, 36 yards, 4:04*

#### FLORIDA STATE drive start at 07:32.

- 1-10 FS 28 MANUEL,E middle pass complete to THOMAS,J. for 11 yards to the FS39, 1ST DOWN FS (McLeod,R), clock 07:20.
- 1-10 FS 39 THOMAS,J. rush over right tackle for no gain to the FS39 (Nicholson,D;Greer,S), clock 06:43.
- 2-10 FS 39 PENALTY FS false start (HART,B.) 4 yards to the FS35, clock 06:22.
- 2-14 FS 35 MANUEL,E screen pass complete to THOMAS,J. for 23 yards to the VA42, 1ST DOWN FS (Mosley,C), clock 06:00.
- 1-10 VA 42 THOMAS,J. rush up middle for 5 yards to the VA37 (Snyder,J), clock 05:31.
- 2-5 VA 37 MANUEL,E sideline pass complete to GREENE,R. for 4 yards to the VA33, out-of-bounds (Nicholson,D), clock 05:01.
- 3-1 VA 33 MANUEL,E rush QX for 4 yards to the VA29, 1ST DOWN FS (McLeod,R), clock 04:34.
- 1-10 VA 29 THOMAS,J. rush up middle for loss of 2 yards to the VA31 (Reynolds,L), clock 04:00.
- 2-12 VA 31 THOMAS,J. rush over right end for 1 yard to the VA30 (Reynolds,L), clock 03:20.
- 3-11 VA 30 MANUEL,E sacked for loss of 14 yards to the VA44 (Greer,S), clock 02:27.
- 4-25 VA 44 POWELL,S. punt 31 yards to the VA13, Minnifield,C return 12 yards to the VA25 (SMITH,T.).

P14

P15

R16

*9 plays, 28 yards, 5:39*

#### VIRGINIA drive start at 01:53.

- 1-10 VA 25 Rocco,M screen pass complete to Jones,P for 9 yards to the VA34, out-of-bounds (BRADHAM,N.), clock 01:45.
- 2-1 VA 34 Rocco,M post pass complete to Smith,T for 34 yards to the FS32, 1ST DOWN VA, clock 01:39.
- 1-10 FS 32 Rocco,M sideline pass complete to Burd,K for 6 yards to the FS26, out-of-bounds (BRADHAM,N.), clock 01:27.
- 2-4 FS 26 Rocco,M sideline pass complete to Jones,P for 16 yards to the FS10, 1ST DOWN VA, out-of-bounds (RHODES,X.), clock 01:20.
- 1-G FS 10 Parks,K rush up middle for 10 yards to the FS0, TOUCHDOWN, clock 01:16.
- 1-G FS 03 Randolph,R kick attempt good.

P15

P16

**Virginia 14, Florida State 13**

*5 plays, 75 yards, 0:47*

Hinkebein,C kickoff 61 yards to the FS9, JOYNER,L. return 32 yards to the FS41 (Battle,L.;Oden,B).

#### FLORIDA STATE drive start at 01:06.

- 1-10 FS 41 MANUEL,E sideline pass complete to GREENE,R. for 3 yards to the FS44 (Nicholson,D), clock 00:50.
- 2-7 FS 44 MANUEL,E middle pass complete to GREEN,C. for 6 yards to the 50 yardline, clock 00:41.



**Play-by-Play Summary (4th quarter)**  
**Virginia vs #23 Florida State (Nov 19, 2011 at Tallahassee, Fla.)**



3-1 FS 50 Timeout Florida State, clock 00:41.

3-1 FS 50 MANUEL,E slant pass incomplete to REED,B. (Schautz,B), clock 00:38.

*Injured player for UVA is #47-Schautz. Taken off the field on a cart.*

4-1 FS 50 MANUEL,E sacked for loss of 4 yards to the FS46 (Johnson,C), PENALTY VA face mask (Johnson,C) 15 yards to the VA35, 1ST DOWN FS, NO PLAY, clock 00:30.

X17

1-10 VA 35 THOMAS,J. rush over right guard for 5 yards to the VA30 (Hill,W;Conrath,M), clock 00:20.

2-5 VA 30 Timeout Florida State, clock 00:20.

2-5 VA 30 MANUEL,E FY pass incomplete to SMITH,R. (Hoskey,D), clock 00:14.

3-5 VA 30 MANUEL,E sideline pass incomplete to REED,B., clock 00:08.

*Official Review: Previous play is being reviewed. Call on field is a*

*Official Review: a complete pass.*

*Official Review: Call is overturned. Incomplete pass.*

4-5 VA 30 PENALTY VA offside 5 yards to the VA25, 1ST DOWN FS.

X18

1-10 VA 25 HOPKINS,D. field goal attempt from 42 MISSED - wide left, spot at VA25, clock 00:03.

*7 plays, 34 yards, 1:03*

**VIRGINIA drive start at 00:03.**

1-10 VA 25 TEAM rush for loss of 2 yards to the VA23.

End of game, clock 00:00.

*1 play, minus 2 yards, 0:03*

**FINAL SCORE: Virginia 14, Florida State 13**

Quarter Summary	Score	Time Poss	1st Downs				Conversions		Rushing	Passing	Penalties
			R	P	X	T	3rd	4th			
Virginia	7	05:57	2	2	0	4	1-3	0-0	7-44	5-8-0-68	3-25
Florida State	0	09:03	2	2	2	6	1-5	0-0	9-13	6-11-0-52	4-29



**Quickie Statistics (4th quarter only)**  
**Virginia vs #23 Florida State (Nov 19, 2011 at Tallahassee, Fla.)**



	VA	FS
Score	7	0
<b>FIRST DOWNS</b>	4	6
<b>RUSHES-YARDS (NET)</b>	7-44	9-13
<b>PASSING YDS (NET)</b>	68	52
Passes Att-Comp-Int	8-5-0	11-6-0
<b>TOTAL OFFENSE PLAYS-YARDS</b>	15-112	20-65
Fumble Returns-Yards	0-0	0-0
Punt Returns-Yards	2-21	2-5
Kickoff Returns-Yards	0-0	1-32
Interception Returns-Yards	0-0	0-0
Punts (Number-Avg)	2-28.5	2-44.5
Fumbles-Lost	0-0	0-0
Penalties-Yards	3-25	4-29
Possession Time	05:57	09:03
Third-Down Conversions	1 of 3	1 of 5
Fourth-Down Conversions	0 of 0	0 of 0

**Virginia**

<b>Rushing</b>	No.	Gain	Loss	Net	TD	Lg	Avg
Michael Rocco	2	21	0	21	0	13	10.5
Clifton Richardson	2	17	2	15	0	17	7.5
Kevin Parks	2	10	0	10	1	10	5.0
TEAM	1	0	2	-2	0	0	-2.0

<b>Passing</b>	C-A-I	Yds	TD	Long	Sack
Michael Rocco	5-8-0	68	0	34	0

<b>Receiving</b>	No.	Yards	TD	Long
Perry Jones	3	28	0	16
Tim Smith	1	34	0	34
Kris Burd	1	6	0	6

<b>Punting</b>	No.	Yds	Avg	Long	In20	TB
Jimmy Howell	2	57	28.5	30	0	0

<b>Punt Returns</b>	No.	Yards	TD	Long
Chase Minnifield	1	12	0	12
Perry Jones	1	9	0	9

<b>Kick Returns</b>	No.	Yards	TD	Long

<b>Tackles</b>	UA-A	Total	Sacks	TFL
Demetrious Nicholso	3-1	4	0.0	0.0
Rodney McLeod	3-0	3	0.0	0.0
LaRoy Reynolds	2-0	2	0.0	1.0
Steve Greer	1-1	2	1.0	1.0

**Florida State**

<b>Rushing</b>	No.	Gain	Loss	Net	TD	Lg	Avg
Jermaine Thomas	5	11	2	9	0	5	1.8
Devonta Freeman	1	8	0	8	0	8	8.0
EJ Manuel	3	10	14	-4	0	6	-1.3

<b>Passing</b>	C-A-I	Yds	TD	Long	Sack
EJ Manuel	6-11-0	52	0	23	1

<b>Receiving</b>	No.	Yards	TD	Long
Rashad Greene	3	12	0	5
Jermaine Thomas	2	34	0	23
Christian Green	1	6	0	6

<b>Punting</b>	No.	Yds	Avg	Long	In20	TB
Shawn Powell	2	89	44.5	58	1	0

<b>Punt Returns</b>	No.	Yards	TD	Long
Greg Reid	2	5	0	13

<b>Kick Returns</b>	No.	Yards	TD	Long
Lamarcus Joyner	1	32	0	32

<b>Tackles</b>	UA-A	Total	Sacks	TFL
Nigel Bradham	3-2	5	0.0	1.0
Terrance Parks	1-1	2	0.0	0.0
Xavier Rhodes	1-1	2	0.0	0.0
Christian Jones	0-2	2	0.0	0.0

Qtr	Time	Scoring Play	V-H
2nd	14:56	VA - Perry Jones 7 yd pass from Michael Rocco (Robert Randolph kick), 11-82 4:36	7 - 0
	04:49	FS - Ja'Baris Little 1 yd pass from EJ Manuel (Dustin Hopkins kick), 11-75 5:38	7 - 7
	00:54	FS - Dustin Hopkins 26 yd field goal, 6-31 1:23	7 - 10
3rd	07:55	FS - Dustin Hopkins 21 yd field goal, 7-81 2:40	7 - 13
4th	01:16	VA - Kevin Parks 10 yd run (Robert Randolph kick), 5-75 0:47	7 - 0

# Virginia at Florida State

## Nov. 19 2011

### Virginia Game Notes

#### Team Notes

- Virginia's record improved to 8-3 overall, 5-2 in Atlantic Coast Conference play and 4-1 on the road this year.
- UVa wins for the first time at Florida State - they are now 1-8 all-time in Tallahassee.
- UVa wins at Miami and Florida State in the same season for the first time in program history.
- The contest marked the 11th-consecutive contest that the Virginia offensive line has had the same five starters – OG Austin Pasztor, OT Oday Aboushi, OG Luke Bowanko, C Anthony Mihota and OT Morgan Moses. The last time the same five players started an entire season on the offensive line at UVa was 2004.
- Virginia held Florida State scoreless in the first quarter and the Seminoles represented the Cavaliers' ninth opponent of the 2011 season that was held scoreless in the first quarter (William & Mary, Indiana, North Carolina, Idaho, Georgia Tech, NC State, Miami and Duke). The only two opponents to score in the first quarter this season vs. the Cavaliers have been Southern Miss (7) and Maryland (3).
- Entering Saturday's game vs. Florida State, Virginia held the national lead for fewest first-quarter points allowed in FBS (10).
- By holding FSU scoreless in the first quarter, UVa became the first opponent of the Seminoles in 2011 to hold them scoreless in the opening stanza. FSU was last held scoreless in the first period on Oct. 28, 2010 against NC State.

#### Individual Notes

- With six catches, WR Kris Burd passed Heath Miller (144) for No. 2 all-time at UVa in career receptions. Burd now has 149 for his career.
- Burd has now made at least one catch in 34 of the last 35 games for the Cavaliers (only game in that streak was 2009 contest at Miami where UVa had 75 passing yards).
- With 238 passing yards, QB Michael Rocco moved into No. 13 in the UVa annals for passing in a season with 2,148.
- LB Steve Greer's sack of EJ Manuel in the third quarter was the second of his career and the first since Sept. 19, 2009 at Southern Miss.
- 
- 
- 
- 
-

**FLORIDA STATE VS. VIRGINIA  
GAME NOTES  
NOV. 19, 2011**

**FINAL GAME NOTES**

**NO RUNNING ZONE**

- FSU held Virginia to a season-low 78 yards rushing.
- Virginia came into the contest averaging 187.6 rushing yards per game and its previous lowest rushing total of the season was 124 yards against NC State on Oct. 22.
- FSU held the Cavaliers to just 7 yards rushing in the first half, the second-lowest opponent output in the first half this season. The Noles best first half effort came against Wake Forest which had -1 yards rushing in the first half on Oct. 8.

**LAST HOME ACC LOSS**

- The last time Florida State lost an ACC game at Doak Campbell Stadium was on Nov. 6, 2010 when North Carolina defeated the Seminoles, 37-35.

**JENKINS JUSTICE**

- Junior defensive end Brandon Jenkins made a career-best 2.5 sacks, all during the first half.
- He has 34.5 career TFLs, ranking him eighth all-time in FSU history. He passed Dakota Watson (32.5) and Alonzo Jackson (32.5) on Saturday.
- Broderick Bunkley ranks seventh in the FSU record book with 37.0 career TFLs.

**CARDIAC CAVS**

- Virginia's 14-13 win marked the Cavs' fourth win by a touchdown or less this season.
- Virginia beat Idaho, 21-20, on Oct. 1, Georgia Tech, 24-21, on Oct. 15 and Miami, 28-21, on Oct. 27.

**REED'S BEST**

- Senior wide receiver Bert Reed's 68-yard reception in the third quarter was the longest catch of his career.
- Reed finished with four catches for a season-best 104 yards.
- Reed eclipsed the 100-yard mark for the third time of his career. His other two 100-yard games came back-to-back in 2009. He had 114 yards versus USF and 106 yards the following week against Boston College.
- Reed has 168 career receptions, making him for fourth all-time in FSU history in receptions and passing E.G. Green (166). Kez McCorvey ranks third with 189 career receptions.
- Reed has 1,992 career receiving yards, putting him in 12th-place all-time in FSU history, passing Rhett Dawson (1,915).

**THE POWER OF POWELL**

- Senior punter Shawn Powell averaged 50.3 yards on six punts, the seventh time he has averaged over 50 yards per punt in a game in his career.
- Powell punted the ball 50 or more yards four times for the second straight week, matching his career-best output.

**BRADHAM BEASTIN'**

- Senior linebacker Nigel Bradham recorded a career-best 13 tackles, the second straight game he totaled double-figure stops.

**FLORIDA STATE GAME CAPTAINS**

- Senior linebacker Nigel Bradham, senior offensive tackle Zebrie Sanders, senior wide receiver Bert Reed and senior punter Shawn Powell.

**NOTABLE ALUMNI ON THE SIDELINES TONIGHT**

- Wayne Messam (93, 95-96), Sam Cowart (93-95, 97), Warrick Dunn (93-96), Caz Piurowski (06-09), Paul Irons (01-04), Derek Nicholson (05-08), Peter Boulware (94-96), Michael Boulware (00-03), Henri Crockett (93-96), Jesse Solomon (84-85).

### **GREENE'S 53-YARD RUSH SEASON'S LONGEST**

- Freshman wide receiver Rashad Greene's 53-yard run in the first quarter was FSU's longest run this season and just Greene's second carry of his career.
- FSU's previous longest run was 41 yards done twice by James Wilder, Jr. against Charleston Southern and Devonta Freeman versus Maryland.
- FSU's three longest runs this season are from three true freshmen.

### **FIRST TIME FOR SCORELESS FIRST**

- Florida State did not score in the first quarter for the first time all season.
- The late time prior to tonight that FSU went scoreless in the first quarter was Oct. 28, 2010 versus NC State.

### **OPPONENT BEATS US TO THE BOARD**

- Virginia wide receiver Perry Jones' touchdown at the 14:56 mark in the second quarter put the Cavaliers up 7-0, marking the first time FSU trailed in a game since losing at Wake Forest on Oct. 8.
- Virginia is the first opponent to score first against the Noles at Doak Campbell Stadium since Oklahoma's Landry Jones put the Sooners ahead, 7-0, on a 1-yard run at the 8:35 mark in the first quarter on Sept. 17.

### **GET YOUR HANDS UP**

- Sophomore defensive end Bjoern Werner recorded his eighth pass defended in the second quarter, ranking him second in the country in passes defended among defensive linemen. Southern Mississippi's Jamie Collins leads all defensive linemen with nine.

### **SENIOR DAY SCORE**

- Senior tight end Ja'Baris Little caught his first pass of the season for his first career touchdown at the 4:49 mark in the second quarter. It was the third catch of his career.

### **IT TOOK AWHILE**

- Little's touchdown with 4:49 left in the second quarter marked the longest it has taken FSU to get on the scoreboard this season. The previous longest time it took to score was against Miami last week when FSU got on the board with a Dustin Hopkins' field goal with 45 seconds left in the first quarter.

### **WHO RUN IT? WE RUN IT**

- Florida State rushed for 155 yards in the first half, the first time the Noles have eclipsed the century mark on the ground in the first half this season.
- It's the most rushing yards in the first half for a Seminole squad since FSU hung 191 yards on the Cavaliers on Oct. 2, 2010.



**FOOTBALL POSTGAME QUOTES**  
**11/19/11 FSU vs. Virginia**

**Head Coach Jimbo Fisher**

**On Virginia's play and FSU's miscues:**

"Virginia hung in the game; made enough plays to win at the end, made the play they needed to make, had the drive they needed to get. It was all on us as far as keep leaving them in the game. They kept hanging and scratching and clawing. That's my fault because obviously it's got to start at the top. There's no one play that lost that game; it was a conglomerate of them across the board. Very disappointed; I thought we were past some of that."

**More on FSU's mistakes:**

"We are making some young mistakes but we should be older. You're not a freshman anymore, you're not a sophomore, you're not a junior. It's the end of the year. Those all need to stop. Very disappointing. This team was doing some really good things and they still had an opportunity at the end we just didn't make the play. Had some great opportunities, that's for sure."

**On the final play before the potential game-winning field goal:**

"We've got to manage that situation at the end better. We don't need to catch that ball. We work on it every day; eight seconds or less we throw it if you catch and can get out you do, if you don't you knock it down. We were fortunate that we didn't catch it right there. But that's something we practice every week and work on."

**WR Bert Reed**

**On his career long 68-yard reception**

Virginia ran a cover 3. Me and EJ recognized it and communicated. I stayed skinny up the seam to keep away from the safety on the backside and I just came up a little short on the touchdown. It was a great play though, good read by EJ, good protection by the offensive line, but I just came up short.

**On the team being able to bounce back against Florida next week**

That's all that this is going to be about is bouncing back again. We showed that we can and it's pretty easy to get motivated. Florida should be self-motivated. A lot of guys coming from the state of Florida, what can be accomplished by being the state champions again, and we still have goals that we can meet. Just go out there, try and get better, and be 1-0 at the end of the week.

**TE Ja'Baris Little**

**On his first career touchdown reception**



Once I got over there, I saw what was happening on the front side because I was on the backside. Once I saw that I could possibly get the throw I looked back and he lobbed it up for me so I made the catch. It came at a good time but unfortunately we didn't win.

#### **On playing his last game at Doak Campbell Stadium**

It was real tough. That game was crazy. Emotions were high and it would have been great to come out with a win but sometimes it just doesn't happen like that.

#### **QB EJ Manuel**

##### **On Virginia's defensive pressure**

It was tough. We expected some pressure and try to take advantage of their undersize. There were some things I could have done, throw the ball away, make some adjustments. It was not just the offensive line's fault. It was a team effort.

##### **On struggles with short yardage**

We got to keep working at it. I'm not the guy to put blame on others. There are other plays we should have made to win the game and we just didn't make them.

##### **On the sack late in the 4<sup>th</sup> quarter**

They came quick. I didn't really expect it to come so fast. We had a side adjustment to the left and I was reading to the right, and actually the pressure came from the right. It just happened very fast and I can't take the sack in that situation. It's my fault.

#### **DE Brandon Jenkins**

##### **On his individual efforts with helping the team**

"I was just trying to do the best for my team, there were a lot of good plays that we did on both offense and defense, but I just wanted to go out there and play my hardest."

##### **Were you surprised on how much Virginia's QB ran the ball?**

"It really did surprise me, but they have a good offense too. Their O-line is pretty good but their whole team just played well tonight."

##### **How does this loss compare to other losses from last year?**

"This is one of the toughest ones, we had some tough losses early on and we had a little bit of a streak going and you know we were still just practicing hard and playing hard and for something like this to happen it kind of brings you down as a team."

##### **Can you redeem the season with a win next week against Florida?**

"We still have our goal of being state champs and hopefully we can get some momentum going and get to a bowl game and have a great game".

#### **DB Greg Reid**

##### **What's your team's mindset right now and yours after this loss?**

"Every loss you just can't let it hang on your shoulders, I feel like I could of done better for my team though".

**On having some good returns called back because of penalties**

"It's huge but what happens, happens. We just can't let that kind of stuff stick with us and just move on to the next game."

**Did some of the delays in the game have an effect on the team?**

"I don't think so. A game is a game delayed or not and it's just something you have to be prepared for."

**MIKE LONDON  
UNIVERSITY OF VIRGINIA**

**Opening statement**

"It was a catch to us and it wasn't a first down either so because of that the clock should continue to run and it ran out. Their sideline started challenging the fact that they didn't catch it and that it was an incomplete pass. An incomplete pass and there should be one second on the clock or if they caught the pass and it was a first down they should be allowed to get to the line of scrimmage and do one play and that was their last kick right there. When they lined up to kick – and I have never heard this before – it was disconcerting signals. We are lining up in desperado trying to block a field goal so our outside guys are moving inside to tighten up to get on the guard, to get in the gaps and try to get push and because we move in like that that's where the signal came from and they moved five yards up closer.

"I have never been involved in a game like that – and before that – the facemask on Cam (Johnson) I don't know if he grabbed the facemask if he did then he did but it was the last player there because it was fourth down.

"It was a great win for the program – for the players and coaches. It was kind of like a David and Goliath type of thing. It talks about David – he picked up the stones and ran towards Goliath. When you play a great team like Florida State you can't sit back on your laurels, you can't sit and wait to see what's going to happen because they are a tremendous team with tremendous athletes. What you have to do is run right at them and just everything we tried to do was game planned on just trying to not be timid, to run the ball and they stopped us running the ball – the best defense in the ACC and fourth in the country so we had to throw the ball. We just found ways to win the game on both sides, all three phases. You can see why we try to kick away from Greg Reid – if you kick to him – he has done it against everybody – everybody team they have played. He's a phenomenal talent. The key was to try to get it away from him.

"Coming into a place like this -- it's got great college football tradition – and win like this, it might be one of the best wins I've been involved with in my whole coaching career including the championship at Richmond."



**Scoring Summary (Final)**  
**2011 University of Virginia Football**  
**#6 Virginia Tech vs #24 Virginia (Nov 26, 2011 at Charlottesville, Va.)**



Virginia Tech (11-1,7-1) vs. Virginia (8-4,5-3)

Date: Nov 26, 2011 • Site: Charlottesville, Va. • Stadium: Smith/Harrison/Scott

Attendance: 61124

<b>Score by Quarters</b>	<b>1</b>	<b>2</b>	<b>3</b>	<b>4</b>	<b>Total</b>
Virginia Tech	7	7	7	17	<b>38</b>
Virginia	0	0	0	0	<b>0</b>

<b>Qtr</b>	<b>Time</b>	<b>Scoring Play</b>	<b>V-H</b>
1st	08:46	VT - Logan Thomas 14 yd run (Cody Journell kick), 6-83 2:41	7 - 0
2nd	11:36	VT - Jarrett Boykin 16 yd pass from Logan Thomas (Cody Journell kick), 11-96 5:24	14 - 0
3rd	10:45	VT - David Wilson 27 yd run (Cody Journell kick), 8-79 4:15	21 - 0
4th	13:54	VT - David Wilson 38 yd run (Cody Journell kick), 6-79 2:37	28 - 0
	11:28	VT - Marcus Davis 7 yd pass from Logan Thomas (Cody Journell kick), 3-4 1:32	35 - 0
	06:45	VT - Cody Journell 40 yd field goal, 7--3 3:55	38 - 0

Kickoff time: 3:41 PM • End of Game: 6:45 PM • Total elapsed time: 3:04

Officials: Referee: Brad Allen; Umpire: Michael Webster; Linesman: Matt Fitzgerald;

Line judge: Deon Lawrence; Back judge: Pat Ryan; Field judge: Billy Beckett;

Side judge: Timon Oujri; Scorer: Vincent Briedis;

Temperature: 65 • Wind: SSW 5 • Weather: partly cloudy



**Team Statistics (Final)**  
**2011 University of Virginia Football**  
**#6 Virginia Tech vs #24 Virginia (Nov 26, 2011 at Charlottesville, Va.)**



	<b>VT</b>	<b>VA</b>
<b>FIRST DOWNS</b>	21	14
Rushing	9	2
Passing	10	11
Penalty	2	1
<b>NET YARDS RUSHING</b>	183	30
Rushing Attempts	45	26
Average Per Rush	4.1	1.2
Rushing Touchdowns	3	0
Yards Gained Rushing	209	65
Yards Lost Rushing	26	35
<b>NET YARDS PASSING</b>	227	211
Completions-Attempts-Int	16-25-0	16-30-2
Average Per Attempt	9.1	7.0
Average Per Completion	14.2	13.2
Passing Touchdowns	2	0
<b>TOTAL OFFENSE YARDS</b>	410	241
Total offense plays	70	56
Average Gain Per Play	5.9	4.3
Fumbles: Number-Lost	1-0	3-2
Penalties: Number-Yards	5-60	6-54
<b>PUNTS-YARDS</b>	4-190	6-235
Average Yards Per Punt	47.5	39.2
Net Yards Per Punt	45.2	33.7
Inside 20	0	3
50+ Yards	2	0
Touchbacks	0	0
Fair catch	0	1
<b>KICKOFFS-YARDS</b>	7-482	1-70
Average Yards Per Kickoff	68.9	70.0
Net Yards Per Kickoff	46.3	49.0
Touchbacks	2	0
Punt returns: Number-Yards-TD	3-33-0	4-9-0
Average Per Return	11.0	2.2
Kickoff returns: Number-Yds-TD	1-21-0	5-118-0
Average Per Return	21.0	23.6
Interceptions: Number-Yds-TD	2-22-0	0-0-0
Fumble Returns: Number-Yds-TD	0-0-0	0-0-0
Miscellaneous Yards	0	0
Possession Time	34:57	25:03
1st Quarter	5:29	9:31
2nd Quarter	9:33	5:27
3rd Quarter	7:36	7:24
4th Quarter	12:19	2:41
Third-Down Conversions	6 of 13	3 of 11
Fourth-Down Conversions	1 of 1	0 of 1
Red-Zone Scores-Chances	4-5	0-3
Touchdowns	3-5	0-3
Field goals	1-5	0-3
Sacks By: Number-Yards	4-31	1-3
PAT Kicks	5-5	0-0
Field Goals	1-2	0-1



**Individual Statistics (Final)**  
**2011 University of Virginia Football**  
**#6 Virginia Tech vs #24 Virginia (Nov 26, 2011 at Charlottesville, Va.)**



**Virginia Tech**

Rushing	No.	Gain	Loss	Net	TD	Lg	Avg
David Wilson	24	167	14	153	2	38	6.4
Logan Thomas	7	30	3	27	1	14	3.9
Josh Oglesby	6	9	3	6	0	6	1.0
Tony Grgeory	5	3	2	1	0	2	0.2
Danny Coale	1	0	2	-2	0	0	-2.0
Team	2	0	2	-2	0	0	-1.0
<b>Totals</b>	<b>45</b>	<b>209</b>	<b>26</b>	<b>183</b>	<b>3</b>	<b>38</b>	<b>4.1</b>

Passing	C-A-I	Yds	TD	Long	Sack
Logan Thomas	13-21-0	187	2	52	1
Mark Leal	3-4-0	40	0	15	0
<b>Totals</b>	<b>16-25-0</b>	<b>227</b>	<b>2</b>	<b>52</b>	<b>1</b>

Receiving	No.	Yards	TD	Long
Marcus Davis	5	119	1	52
Jarrett Boykin	4	44	1	17
Danny Coale	2	15	0	11
Willie Byrn	1	15	0	15
Chris Drager	1	15	0	15
Corey Fuller	1	12	0	12
David Wilson	1	5	0	5
D.J. Coles	1	2	0	2
<b>Totals</b>	<b>16</b>	<b>227</b>	<b>2</b>	<b>52</b>

Punting	No.	Yds	Avg	Long	In20	TB
Danny Coale	4	190	47.5	52	0	0
<b>Totals</b>	<b>4</b>	<b>190</b>	<b>47.5</b>	<b>52</b>	<b>0</b>	<b>0</b>

Returns	Punt			Kickoff			Intercept		
	No	Yds	Lg	No	Yds	Lg	No	Yds	Lg
Danny Coale	2	-5	2	0	0	0	0	0	0
Jayron Hosley	1	38	38	0	0	0	0	0	0
J.R. Collins	0	0	0	0	0	0	1	22	22
Detrick Bonner	0	0	0	0	0	0	1	0	0
Tony Grgeory	0	0	0	1	21	21	0	0	0
<b>Totals</b>	<b>3</b>	<b>33</b>	<b>38</b>	<b>1</b>	<b>21</b>	<b>21</b>	<b>2</b>	<b>22</b>	<b>22</b>

Field goals	Qtr	Time	Dist	Result
Justin Myer	2nd	03:23	53 yards	Missed
Cody Journell	4th	06:45	40 yards	Good

Kickoffs	No.	Yards	Avg	TB	OB
Justin Myer	7	482	68.9	2	0

All-purpose	Run	Rcv	KR	PR	IR	Total
David Wilson	153	5	0	0	0	158
Marcus Davis	0	119	0	0	0	119
Jarrett Boykin	0	44	0	0	0	44
Jayron Hosley	0	0	0	38	0	38

**Virginia**

Rushing	No.	Gain	Loss	Net	TD	Lg	Avg
Kevin Parks	7	20	3	17	0	5	2.4
Perry Jones	6	14	1	13	0	4	2.2
Darius Jennings	1	12	0	12	0	12	12.0
Clifton Richardson	3	5	0	5	0	5	1.7
Max Milien	1	4	0	4	0	4	4.0
Khalek Shepherd	1	2	0	2	0	2	2.0
David Watford	1	1	0	1	0	1	1.0
Michael Rocco	6	7	31	-24	0	4	-4.0
<b>Totals</b>	<b>26</b>	<b>65</b>	<b>35</b>	<b>30</b>	<b>0</b>	<b>12</b>	<b>1.2</b>

Passing	C-A-I	Yds	TD	Long	Sack
Michael Rocco	16-27-2	211	0	32	4
David Watford	0-3-0	0	0	0	0
<b>Totals</b>	<b>16-30-2</b>	<b>211</b>	<b>0</b>	<b>32</b>	<b>4</b>

Receiving	No.	Yards	TD	Long
Kris Burd	7	100	0	22
Tim Smith	2	42	0	32
Max Milien	2	33	0	32
Ray Keys	1	24	0	24
Jeremiah Mathis	1	6	0	6
Paul Freedman	1	4	0	4
Kevin Parks	1	2	0	2
Dominique Terrell	1	0	0	0
<b>Totals</b>	<b>16</b>	<b>211</b>	<b>0</b>	<b>32</b>

Punting	No.	Yds	Avg	Long	In20	TB
Jimmy Howell	6	235	39.2	48	3	0
<b>Totals</b>	<b>6</b>	<b>235</b>	<b>39.2</b>	<b>48</b>	<b>3</b>	<b>0</b>

Returns	Punt			Kickoff			Intercept		
	No	Yds	Lg	No	Yds	Lg	No	Yds	Lg
Perry Jones	4	9	11	0	0	0	0	0	0
Khalek Shepherd	0	0	0	4	83	24	0	0	0
Darius Jennings	0	0	0	1	35	35	0	0	0
<b>Totals</b>	<b>4</b>	<b>9</b>	<b>11</b>	<b>5</b>	<b>118</b>	<b>35</b>	<b>0</b>	<b>0</b>	<b>0</b>

Field goals	Qtr	Time	Dist	Result
Robert Randolph	3rd	01:31	38 yards	Missed

Kickoffs	No.	Yards	Avg	TB	OB
Chris Hinkebein	1	70	70.0	0	0

All-purpose	Run	Rcv	KR	PR	IR	Total
Kris Burd	0	100	0	0	0	100
Khalek Shepherd	2	0	83	0	0	85
Darius Jennings	12	0	35	0	0	47
Tim Smith	0	42	0	0	0	42

FUMBLES: Virginia Tech-Danny Coale 1-0. Virginia-Perry Jones 1-0; Michael Rocco 1-1; Dominique Terrell 1-1.



**Defensive Statistics (Final)**  
**2011 University of Virginia Football**  
**#6 Virginia Tech vs #24 Virginia (Nov 26, 2011 at Charlottesville, Va.)**



##	Virginia Tech	Solo	Ast	Total	Sacks-Yds	TFL-Yds	FF	FR-Yds	Int-Yds	BrUp	Blks	QBH
20	Jayron Hosley	7	3	10	-	0.5-1	1	-	-	-	-	-
1	Antone Exum	3	7	10	-	-	-	-	-	-	-	-
58	Jack Tyler	4	2	6	-	-	-	1-0	-	-	-	-
99	James Gayle	5	0	5	2.0-17	3.0-18	-	-	-	-	-	-
98	Derrick Hopkins	5	0	5	-	-	-	-	-	1	-	-
24	Tariq Edwards	0	5	5	-	-	-	1-0	-	-	-	-
17	Kyle Fuller	3	1	4	1.0-13	1.0-13	1	-	-	-	-	-
66	Tyrel Wilson	1	2	3	-	-	-	-	-	-	-	-
15	Eddie Whitley	1	2	3	-	-	-	-	-	-	-	-
36	Chase Williams	1	1	2	-	-	-	-	-	-	-	-
92	Luther Maddy	1	1	2	1.0-1	1.0-1	-	-	-	-	-	-
25	Martin Scales	1	1	2	-	-	-	-	-	-	-	-
8	Detrick Bonner	1	1	2	-	-	-	-	1-0	-	-	-
42	J.R. Collins	0	2	2	-	0.5-2	-	-	1-22	-	-	-
27	Nick Dew	1	0	1	-	-	-	-	-	-	-	-
93	Isaiah Hamlette	0	1	1	-	-	-	-	-	-	-	-
57	Telvion Clark	0	1	1	-	-	-	-	-	-	-	-
<b>Totals</b>		<b>34</b>	<b>30</b>	<b>64</b>	<b>4.0-31</b>	<b>6.0-35</b>	<b>2</b>	<b>2-0</b>	<b>2-22</b>	<b>1</b>	<b>0</b>	<b>0</b>

##	Virginia	Solo	Ast	Total	Sacks-Yds	TFL-Yds	FF	FR-Yds	Int-Yds	BrUp	Blks	QBH
53	Steve Greer	4	5	9	-	-	-	-	-	-	-	-
52	Aaron Taliaferro	3	6	9	-	0.5-0	-	-	-	-	-	-
9	LaRoy Reynolds	3	4	7	-	-	-	-	-	-	-	-
1	Demetrious Nicholson	4	2	6	-	1.0-2	-	-	-	1	-	-
99	Brent Urban	1	5	6	-	1.0-1	-	-	-	-	-	-
7	Corey Mosley	1	5	6	-	-	-	-	-	1	-	-
44	Henry Coley	1	4	5	-	0.5-1	-	-	-	-	-	-
4	Rodney McLeod	1	3	4	-	1.0-2	-	-	-	-	-	-
13	Chase Minnifield	2	1	3	-	0.5-0	-	-	-	-	-	-
94	Matt Conrath	2	1	3	-	1.0-4	-	-	-	-	-	-
96	Nick Jenkins	1	2	3	1.0-3	1.5-4	-	-	-	-	-	-
93	Will Hill	1	2	3	-	1.5-2	-	-	-	-	-	-
90	Jake Snyder	0	3	3	-	-	-	-	-	-	-	-
22	Drequan Hoskey	2	0	2	-	-	-	-	-	-	-	-
56	Cam Johnson	0	2	2	-	0.5-1	-	-	-	-	-	-
30	Daquan Romero	0	2	2	-	-	-	-	-	-	-	-
8	Jimmy Howell	1	0	1	-	-	-	-	-	-	-	-
16	Michael Rocco	1	0	1	-	-	-	-	-	-	-	-
98	Chris Brathwaite	1	0	1	-	-	-	-	-	-	-	-
83	Jake McGee	1	0	1	-	-	-	-	-	-	-	-
86	Ray Keys	0	1	1	-	-	-	-	-	-	-	-
28	Anthony Harris	0	1	1	-	-	-	-	-	-	-	-
37	LoVante Battle	0	1	1	-	-	-	-	-	-	-	-
<b>Totals</b>		<b>30</b>	<b>50</b>	<b>80</b>	<b>1.0-3</b>	<b>9.0-17</b>	<b>0</b>	<b>0-0</b>	<b>0-0</b>	<b>2</b>	<b>0</b>	<b>0</b>



**Drive Chart (By Team) (Final)**  
**2011 University of Virginia Football**  
**#6 Virginia Tech vs #24 Virginia (Nov 26, 2011 at Charlottesville, Va.)**



Team	Qtr	Drive Started			Drive Ended			Consumed	
		Spot	Time	Obtained	Spot	Time	How lost	Pl - Yds	TOP
VT	1st	T17	11:27	Punt	V00	08:46	*TOUCHDOWN	6 - 83	2:41
VT		T05	03:37	Downs	T11	02:49	Punt	3 - 6	0:48
VT		T04	02:00	Punt	V00	11:36	*TOUCHDOWN	11 - 96	5:24
VT	2nd	T03	09:37	Punt	T08	07:50	Punt	3 - 5	1:47
VT		V48	06:56	Punt	V36	03:23	Missed FG	6 - 12	3:33
VT		T33	00:49	Fumble	T34	00:00	End of half	2 - 1	0:49
VT	3rd	T21	15:00	Kickoff	V00	10:45	*TOUCHDOWN	8 - 79	4:15
VT		T20	09:26	Punt	T20	08:33	Punt	3 - 0	0:53
VT		T44	07:54	Interception	T43	06:57	Punt	3 - (1)	0:57
VT		T21	01:31	Missed FG	V00	13:54	*TOUCHDOWN	6 - 79	2:37
VT	4th	V04	13:00	Interception	V00	11:28	*TOUCHDOWN	3 - 4	1:32
VT		V20	10:40	Fumble	V23	06:45	*FIELD GOAL	7 - (3)	3:55
VT		T45	05:46	Punt	V16	00:00	End of half	11 - 39	5:46

Virginia Tech	1st Qtr	2nd Qtr	3rd Qtr	4th Qtr	1st Half	2nd Half	Total
Time of possession	05:29	09:33	07:36	12:19	15:02	19:55	34:57
3rd down conversions	1-2	2-4	1-3	2-4	3-6	3-7	6-13
Average field position	T08	T29	T26	V27	T19	T46	T33
4th down conversions	0-0	0-0	0-0	1-1	0-0	1-1	1-1

Team	Qtr	Drive Started			Drive Ended			Consumed	
		Spot	Time	Obtained	Spot	Time	How lost	Pl - Yds	TOP
VA	1st	V38	15:00	Kickoff	T47	11:27	Punt	6 - 15	3:33
VA		V20	08:46	Kickoff	T05	03:37	Downs	10 - 75	5:09
VA		V41	02:49	Punt	V41	02:00	Punt	3 - 0	0:49
VA	2nd	V20	11:36	Kickoff	T41	09:37	Punt	4 - 39	1:59
VA		V43	07:50	Punt	V40	06:56	Punt	3 - (3)	0:54
VA		V36	03:23	Missed FG	T33	00:49	Fumble	5 - 31	2:34
VA	3rd	V24	10:45	Kickoff	T48	09:26	Punt	4 - 28	1:19
VA		V37	08:33	Punt	V37	07:54	Interception	2 - 0	0:39
VA		V26	06:57	Punt	T21	01:31	Missed FG	12 - 53	5:26
VA	4th	V26	13:54	Kickoff	V20	13:00	Interception	2 - (6)	0:54
VA		V18	11:28	Kickoff	V35	10:40	Fumble	3 - 17	0:48
VA		V10	06:45	Kickoff	V12	05:46	Punt	3 - 2	0:59

Virginia	1st Qtr	2nd Qtr	3rd Qtr	4th Qtr	1st Half	2nd Half	Total
Time of possession	09:31	05:27	07:24	02:41	14:58	10:05	25:03
3rd down conversions	2-5	0-2	1-3	0-1	2-7	1-4	3-11
Average field position	V33	V33	V29	V18	V33	V23	V28
4th down conversions	0-1	0-0	0-0	0-0	0-1	0-0	0-1



**Drive Chart (By Quarter) (Final)**  
**2011 University of Virginia Football**  
**#6 Virginia Tech vs #24 Virginia (Nov 26, 2011 at Charlottesville, Va.)**



Team	Qtr	Drive Started			Drive Ended			Consumed	
		Spot	Time	Obtained	Spot	Time	How lost	PI - Yds	TOP
VA	1st	V38	15:00	Kickoff	T47	11:27	Punt	6 - 15	3:33
VT		T17	11:27	Punt	V00	08:46	*TOUCHDOWN	6 - 83	2:41
VA		V20	08:46	Kickoff	T05	03:37	Downs	10 - 75	5:09
VT		T05	03:37	Downs	T11	02:49	Punt	3 - 6	0:48
VA		V41	02:49	Punt	V41	02:00	Punt	3 - 0	0:49
VT		T04	02:00	Punt	V00	11:36	*TOUCHDOWN	11 - 96	5:24
VA	2nd	V20	11:36	Kickoff	T41	09:37	Punt	4 - 39	1:59
VT		T03	09:37	Punt	T08	07:50	Punt	3 - 5	1:47
VA		V43	07:50	Punt	V40	06:56	Punt	3 - (3)	0:54
VT		V48	06:56	Punt	V36	03:23	Missed FG	6 - 12	3:33
VA		V36	03:23	Missed FG	T33	00:49	Fumble	5 - 31	2:34
VT		T33	00:49	Fumble	T34	00:00	End of half	2 - 1	0:49
VT	3rd	T21	15:00	Kickoff	V00	10:45	*TOUCHDOWN	8 - 79	4:15
VA		V24	10:45	Kickoff	T48	09:26	Punt	4 - 28	1:19
VT		T20	09:26	Punt	T20	08:33	Punt	3 - 0	0:53
VA		V37	08:33	Punt	V37	07:54	Interception	2 - 0	0:39
VT		T44	07:54	Interception	T43	06:57	Punt	3 - (1)	0:57
VA		V26	06:57	Punt	T21	01:31	Missed FG	12 - 53	5:26
VT		T21	01:31	Missed FG	V00	13:54	*TOUCHDOWN	6 - 79	2:37
VA		4th	V26	13:54	Kickoff	V20	13:00	Interception	2 - (6)
VT	V04		13:00	Interception	V00	11:28	*TOUCHDOWN	3 - 4	1:32
VA		V18	11:28	Kickoff	V35	10:40	Fumble	3 - 17	0:48
VT		V20	10:40	Fumble	V23	06:45	*FIELD GOAL	7 - (3)	3:55
VA		V10	06:45	Kickoff	V12	05:46	Punt	3 - 2	0:59
VT		T45	05:46	Punt	V16	00:00	End of half	11 - 39	5:46





## Quickie Statistics (Final)

### #6 Virginia Tech vs #24 Virginia (Nov 26, 2011 at Charlottesville, Va.)



	VT	VA
Score	38	0
<b>FIRST DOWNS</b>	21	14
<b>RUSHES-YARDS (NET)</b>	45-183	26-30
<b>PASSING YDS (NET)</b>	227	211
Passes Att-Comp-Int	25-16-0	30-16-2
<b>TOTAL OFFENSE PLAYS-YARDS</b>	70-410	56-241
Fumble Returns-Yards	0-0	0-0
Punt Returns-Yards	3-33	4-9
Kickoff Returns-Yards	1-21	5-118
Interception Returns-Yards	2-22	0-0
Punts (Number-Avg)	4-47.5	6-39.2
Fumbles-Lost	1-0	3-2
Penalties-Yards	5-60	6-54
Possession Time	34:57	25:03
Third-Down Conversions	6 of 13	3 of 11
Fourth-Down Conversions	1 of 1	0 of 1
Red-Zone Scores-Chances	4-5	0-3

#### Virginia Tech

<b>Rushing</b>	No.	Gain	Loss	Net	TD	Lg	Avg
David Wilson	24	167	14	153	2	38	6.4
Logan Thomas	7	30	3	27	1	14	3.9
Josh Oglesby	6	9	3	6	0	6	1.0
Tony Grgeory	5	3	2	1	0	2	0.2

<b>Passing</b>	C-A-I	Yds	TD	Long	Sack
Logan Thomas	13-21-0	187	2	52	1
Mark Leal	3-4-0	40	0	15	0

<b>Receiving</b>	No.	Yards	TD	Long
Marcus Davis	5	119	1	52
Jarrett Boykin	4	44	1	17
Danny Coale	2	15	0	11
Chris Drager	1	15	0	15

<b>Punting</b>	No.	Yds	Avg	Long	In20	TB
Danny Coale	4	190	47.5	52	0	0

<b>Punt Returns</b>	No.	Yards	TD	Long
Danny Coale	2	-5	0	2
Jayron Hosley	1	38	0	38

<b>Kick Returns</b>	No.	Yards	TD	Long
Tony Grgeory	1	21	0	21

<b>Tackles</b>	UA-A	Total	Sacks	TFL
Jayron Hosley	7-3	10	0.0	0.5
Antone Exum	3-7	10	0.0	0.0
Jack Tyler	4-2	6	0.0	0.0
Derrick Hopkins	5-0	5	0.0	0.0

#### Virginia

<b>Rushing</b>	No.	Gain	Loss	Net	TD	Lg	Avg
Kevin Parks	7	20	3	17	0	5	2.4
Perry Jones	6	14	1	13	0	4	2.2
Darius Jennings	1	12	0	12	0	12	12.0
Clifton Richardson	3	5	0	5	0	5	1.7

<b>Passing</b>	C-A-I	Yds	TD	Long	Sack
Michael Rocco	16-27-2	211	0	32	4
David Watford	0-3-0	0	0	0	0

<b>Receiving</b>	No.	Yards	TD	Long
Kris Burd	7	100	0	22
Tim Smith	2	42	0	32
Max Milien	2	33	0	32
Ray Keys	1	24	0	24

<b>Punting</b>	No.	Yds	Avg	Long	In20	TB
Jimmy Howell	6	235	39.2	48	3	0

<b>Punt Returns</b>	No.	Yards	TD	Long
Perry Jones	4	9	0	11

<b>Kick Returns</b>	No.	Yards	TD	Long
Khalek Shepherd	4	83	0	24
Darius Jennings	1	35	0	35

<b>Tackles</b>	UA-A	Total	Sacks	TFL
Steve Greer	4-5	9	0.0	0.0
Aaron Taliaferro	3-6	9	0.0	0.5
LaRoy Reynolds	3-4	7	0.0	0.0
Demetrious Nicholso	4-2	6	0.0	1.0

Qtr	Time	Scoring Play	V-H
1st	08:46	VT - Logan Thomas 14 yd run (Cody Journell kick), 6-83 2:41	7 - 0
2nd	11:36	VT - Jarrett Boykin 16 yd pass from Logan Thomas (Cody Journell kick), 11-96 5:24	14 - 0
3rd	10:45	VT - David Wilson 27 yd run (Cody Journell kick), 8-79 4:15	21 - 0
4th	13:54	VT - David Wilson 38 yd run (Cody Journell kick), 6-79 2:37	28 - 0
	11:28	VT - Marcus Davis 7 yd pass from Logan Thomas (Cody Journell kick), 3-4 1:32	35 - 0
	06:45	VT - Cody Journell 40 yd field goal, 7--3 3:55	38 - 0



## Play-by-Play Summary (1st quarter)

### #6 Virginia Tech vs #24 Virginia (Nov 26, 2011 at Charlottesville, Va.)



UVa wins toss, elected to receive and will defend north end zone

Myer, J kickoff 67 yards to the VA3, Jennings, D return 35 yards to the VA38 (Scales, M; Wilson, T).

1-10	VA 38	Jones, P rush for 2 yards to the VA40 (Exum, A).	
2-8	VA 40	Rocco, M pass complete to Milien, M for 1 yard to the VA41 (Hosley, J).	
3-7	VA 41	Rocco, M pass complete to Smith, T for 10 yards to the VT49, 1ST DOWN VA (Edwards, T; Exum, A).	P1
1-10	VT 49	Jones, P rush for 3 yards to the VT46 (Bonner, D; Whitley, E).	
2-7	VT 46	PENALTY VA false start (Aboushi, O) 5 yards to the VA49.	
2-12	VA 49	Parks, K rush for 4 yards to the VT47 (Exum, A; Edwards, T).	
3-8	VT 47	Rocco, M pass incomplete to Jennings, D.	
4-8	VT 47	Howell, J punt 32 yards to the VT15, Coale, D return 2 yards to the VT17 (Keys, R; Battle, L).	

*6 plays, 15 yards, 3:33*

**VIRGINIA TECH drive start at 11:27.**

1-10	VT 17	Thomas, L pass complete to Davis, M for 36 yards to the VA47, 1ST DOWN VT (Minnifield, C).	P1
1-10	VA 47	Wilson, D rush for 17 yards to the VA30, 1ST DOWN VT (Taliaferro, A).	R2
1-10	VA 30	Wilson, D rush for loss of 4 yards to the VA34 (Conrath, M).	
2-14	VA 34	Thomas, L pass complete to Wilson, D for 5 yards to the VA29 (Taliaferro, A; Snyder, J), PENALTY VA face mask (Minnifield, C) 15 yards to the VA14, 1ST DOWN VT.	X3
1-10	VA 14	1st and 10.	
1-10	VA 14	Wilson, D rush for no gain to the VA14 (Greer, S; Snyder, J).	
2-10	VA 14	Thomas, L rush for 14 yards to the VA0, 1ST DOWN VT, TOUCHDOWN, clock 08:46.	R4
1-G	VA 03	Journell, C kick attempt good.	

**Virginia Tech 7, Virginia 0**

*6 plays, 83 yards, 2:41*

Myer, J kickoff 70 yards to the VA0, touchback.

**VIRGINIA drive start at 08:46.**

1-10	VA 20	Rocco, M pass complete to Smith, T for 32 yards to the VT48, 1ST DOWN VA, out-of-bounds (Exum, A).	P2
1-10	VT 48	Jones, P rush for 2 yards to the VT46 (Exum, A; Hosley, J).	
2-8	VT 46	Rocco, M sacked for loss of 1 yard to the VT47 (Maddy, L).	
3-9	VT 47	Rocco, M pass complete to Burd, K for 10 yards to the VT37, 1ST DOWN VA (Hosley, J).	P3
1-10	VT 37	Timeout Virginia, clock 06:34.	
1-10	VT 37	Jennings, D rush for 12 yards to the VT25, 1ST DOWN VA (Whitley, E; Exum, A).	R4
1-10	VT 25	Rocco, M pass complete to Burd, K for 11 yards to the VT14, 1ST DOWN VA (Fuller, K).	P5
1-10	VT 14	Watford, D rush for 1 yard to the VT13 (Hosley, J).	
2-9	VT 13	Parks, K rush for 3 yards to the VT10 (Hopkins, D).	
3-6	VT 10	Rocco, M rush for 3 yards to the VT7 (Hopkins, D).	
4-3	VT 07	Parks, K rush for 2 yards to the VT5 (Tyler, J).	

*10 plays, 75 yards, 5:09*

**VIRGINIA TECH drive start at 03:37.**

1-10	VT 05	VT ball on VT6.	
1-10	VT 06	Thomas, L pass incomplete to Coles, DJ.	
2-10	VT 06	Thomas, L pass complete to Boykin, J for 5 yards to the VT11, out-of-bounds (Nicholson, D).	
3-5	VT 11	Thomas, L pass incomplete to Drager, C.	
4-5	VT 11	Coale, D punt 52 yards to the VA37, Jones, P return 4 yards to the VA41 (Whitley, E).	

*3 plays, 5 yards, 0:48*

**VIRGINIA drive start at 02:49.**

1-10	VA 41	Richardson, C rush for no gain to the VA41 (Tyler, J).	
2-10	VA 41	Rocco, M pass incomplete to Burd, K (Hopkins, D).	
3-10	VA 41	Rocco, M pass incomplete to Milien, M.	
4-10	VA 41	Howell, J punt 48 yards to the VT11, Coale, D return 0 yards to the VT11, fumble by Coale, D recovered by VT Coale, D at VT4.	

*3 plays, 0 yards, 0:49*

**VIRGINIA TECH drive start at 02:00, VT ball on VT4.**

1-10	VT 04	Oglesby, J rush for 6 yards to the VT10 (Greer, S).	
2-4	VT 10	Oglesby, J rush for 2 yards to the VT12 (Hill, W; Mosley, C).	
3-2	VT 12	Thomas, L rush for 4 yards to the VT16, 1ST DOWN VT (Taliaferro, A; Urban, B).	R5
1-10	VT 16	Oglesby, J rush for loss of 1 yard to the VT15 (Jenkins, N; Urban, B).	
2-11	VT 15	Clock 00:00.	

**END OF 1st QUARTER: Virginia Tech 7, Virginia 0**

Quarter Summary	Score	Time Poss	R	1st Downs			Conversions		Rushing	Passing	Penalties
				P	X	T	3rd	4th			
Virginia Tech	7	05:29	3	1	1	5	0-1	0-0	8-38	3-5-0-46	0-0
Virginia	0	09:31	1	4	0	5	2-5	0-1	11-31	5-8-0-64	2-20



**Quickie Statistics (1st quarter)**  
**#6 Virginia Tech vs #24 Virginia (Nov 26, 2011 at Charlottesville, Va.)**



	VT	VA
Score	7	0
<b>FIRST DOWNS</b>	5	5
<b>RUSHES-YARDS (NET)</b>	8-38	11-31
<b>PASSING YDS (NET)</b>	46	64
Passes Att-Comp-Int	5-3-0	8-5-0
<b>TOTAL OFFENSE PLAYS-YARDS</b>	13-84	19-95
Fumble Returns-Yards	0-0	0-0
Punt Returns-Yards	2--5	1-4
Kickoff Returns-Yards	0-0	1-35
Interception Returns-Yards	0-0	0-0
Punts (Number-Avg)	1-52.0	2-40.0
Fumbles-Lost	1-0	0-0
Penalties-Yards	0-0	2-20
Possession Time	05:29	09:31
Third-Down Conversions	1 of 2	2 of 5
Fourth-Down Conversions	0 of 0	0 of 1
Red-Zone Scores-Chances	1-1	0-1

**Virginia Tech**

<b>Rushing</b>	No.	Gain	Loss	Net	TD	Lg	Avg
Logan Thomas	2	18	0	18	1	14	9.0
David Wilson	3	17	4	13	0	17	4.3
Josh Oglesby	3	8	1	7	0	6	2.3

<b>Passing</b>	C-A-I	Yds	TD	Long	Sack
Logan Thomas	3-5-0	46	0	36	0

<b>Receiving</b>	No.	Yards	TD	Long
Marcus Davis	1	36	0	36
David Wilson	1	5	0	5
Jarrett Boykin	1	5	0	5

<b>Punting</b>	No.	Yds	Avg	Long	In20	TB
Danny Coale	1	52	52.0	52	0	0

<b>Punt Returns</b>	No.	Yards	TD	Long
Danny Coale	2	-5	0	2

<b>Kick Returns</b>	No.	Yards	TD	Long

<b>Tackles</b>	UA-A	Total	Sacks	TFL
Antone Exum	2-4	6	0.0	0.0
Jayron Hosley	3-1	4	0.0	0.0
Eddie Whitley	1-2	3	0.0	0.0
Jack Tyler	2-0	2	0.0	0.0

**Virginia**

<b>Rushing</b>	No.	Gain	Loss	Net	TD	Lg	Avg
Darius Jennings	1	12	0	12	0	12	12.0
Kevin Parks	3	9	0	9	0	4	3.0
Perry Jones	3	7	0	7	0	3	2.3
Michael Rocco	2	3	1	2	0	3	1.0

<b>Passing</b>	C-A-I	Yds	TD	Long	Sack
Michael Rocco	5-8-0	64	0	32	1

<b>Receiving</b>	No.	Yards	TD	Long
Tim Smith	2	42	0	32
Kris Burd	2	21	0	11
Max Milien	1	1	0	1

<b>Punting</b>	No.	Yds	Avg	Long	In20	TB
Jimmy Howell	2	80	40.0	48	2	0

<b>Punt Returns</b>	No.	Yards	TD	Long
Perry Jones	1	4	0	4

<b>Kick Returns</b>	No.	Yards	TD	Long
Darius Jennings	1	35	0	35

<b>Tackles</b>	UA-A	Total	Sacks	TFL
Aaron Taliaferro	1-2	3	0.0	0.0
Steve Greer	1-1	2	0.0	0.0
Brent Urban	0-2	2	0.0	0.5
Jake Snyder	0-2	2	0.0	0.0

Qtr	Time	Scoring Play	V-H
1st	08:46	VT - Logan Thomas 14 yd run (Cody Journell kick), 6-83 2:41	7 - 0



# Play-by-Play Summary (2nd quarter)

## #6 Virginia Tech vs #24 Virginia (Nov 26, 2011 at Charlottesville, Va.)



2-11 VT 15 Start of 2nd quarter, clock 15:00.  
 2-11 VT 15 Wilson, D rush for 8 yards to the VT23 (McLeod,R;Reynolds,L).  
 3-3 VT 23 Thomas, L rush for 7 yards to the VT30, 1ST DOWN VT (Greer,S) R6  
 1-10 VT 30 Thomas, L rush for no gain to the VT30 (Urban,B;Greer,S).  
 2-10 VT 30 Thomas, L pass complete to Davis, M for 52 yards to the VA18, 1ST DOWN VT (Hoskey,D) P7  
 1-10 VA 18 Wilson, D rush for 4 yards to the VA14 (Nicholson,D;Mosley,C).  
 2-6 VA 14 Coale, D rush for loss of 2 yards to the VA16 (Nicholson,D).  
 3-8 VA 16 Timeout Virginia Tech, clock 11:40.  
 3-8 VA 16 Thomas, L pass complete to Boykin, J for 16 yards to the VA0, 1ST DOWN VT, TOUCHDOWN, clock 11:36. P8  
 1-G VA 03 Journell, C kick attempt good.

### Virginia Tech 14, Virginia 0

*11 plays, 96 yards, 5:24*

Myer, J kickoff 70 yards to the VA0, touchback.

#### VIRGINIA drive start at 11:36.

1-10 VA 20 Rocco,M pass complete to Milien,M for 32 yards to the VT48, 1ST DOWN VA (Exum, A;Hosley, J) P6  
 1-10 VT 48 Rocco,M rush for 4 yards to the VT44 (Collins, JR;Edwards, T).  
 2-6 VT 44 Parks,K rush for 3 yards to the VT41 (Gayle, J).  
 3-3 VT 41 Rocco,M pass incomplete to Burd,K.  
 4-3 VT 41 Howell,J punt 38 yards to the VT3, downed.

*4 plays, 39 yards, 1:59*

#### VIRGINIA TECH drive start at 09:37.

1-10 VT 03 Wilson, D rush for 3 yards to the VT6 (Urban,B;Conrath,M).  
 2-7 VT 06 Wilson, D rush for 2 yards to the VT8 (Greer,S;Nicholson,D).  
 3-5 VT 08 Thomas, L pass incomplete to Boykin, J (Nicholson,D).  
 4-5 VT 08 Coale, D punt 44 yards to the VA48, Jones,P return 0 yards to the VA48, PENALTY VA delay of game (Jones,P) 5 yards to the VA43, 1st and 10, VA ball on VA43.

*3 plays, 5 yards, 1:47*

#### VIRGINIA drive start at 07:50.

1-10 VA 43 Parks,K rush for loss of 3 yards to the VA40 (Collins, JR;Hosley, J).  
 2-13 VA 40 Rocco,M pass incomplete to Burd,K.  
 3-13 VA 40 Rocco,M pass incomplete to Smith,T.  
 4-13 VA 40 Howell,J punt 46 yards to the VT14, Hosley, J return 38 yards to the VA48 (Howell,J).

*3 plays, minus 3 yards, 0:54*

#### VIRGINIA TECH drive start at 06:56.

1-10 VA 48 PENALTY VT holding off-setting, PENALTY VA pass interference off-setting, NO PLAY.  
 1-10 VA 48 Wilson, D rush for 2 yards to the VA46 (McLeod,R;Taliaferro,A).  
 2-8 VA 46 Thomas, L pass complete to Boykin, J for 17 yards to the VA29, 1ST DOWN VT (Mosley,C;Reynolds,L) P9  
 1-10 VA 29 Thomas, L pass complete to Boykin, J for 6 yards to the VA23, out-of-bounds (Nicholson,D).  
 2-4 VA 23 PENALTY VT holding (Miller, A) 10 yards to the VA33.  
 2-14 VA 33 Thomas, L rush for no gain to the VA33 (Conrath,M).  
 3-14 VA 33 Thomas, L sacked for loss of 3 yards to the VA36 (Jenkins,N).  
 4-17 VA 36 Myer, J field goal attempt from 53 MISSED - wide left, spot at VA36, clock 03:23.

*6 plays, 12 yards, 3:33*

#### VIRGINIA drive start at 03:23.

1-10 VA 36 Rocco,M pass complete to Burd,K for 22 yards to the VT42, 1ST DOWN VA (Fuller, K;Exum, A) P7  
 1-10 VT 42 Jones,P rush for loss of 1 yard to the VT43 (Gayle, J).  
 2-11 VT 43 Rocco,M pass complete to Burd,K for 17 yards to the VT26, 1ST DOWN VA (Hosley, J) P8  
 1-10 VT 26 Rocco,M pass complete to Mathis,J for 6 yards to the VT20 (Fuller, K).  
 2-4 VT 20 Rocco,M sacked for loss of 13 yards to the VT33 (Fuller, K), fumble by Rocco,M recovered by VT Tyler, J at VT33.

*5 plays, 31 yards, 2:34*

#### VIRGINIA TECH drive start at 00:49.

1-10 VT 33 Thomas, L pass incomplete to Coale, D.  
*Coach's challenge by Frank Beamer, ruling confirmed as incomplete*  
 2-10 VT 33 Timeout Virginia Tech, clock 00:44.  
 2-10 VT 33 Oglesby, J rush for 1 yard to the VT34 (Urban,B).  
 End of half, clock 00:00.

*2 plays, 1 yard, 0:49*

Quarter Summary	Score	Time Poss	1st Downs				Conversions		Rushing	Passing	Penalties
			R	P	X	T	3rd	4th			
Virginia Tech	7	09:33	3	1	1	5	1-2	0-0	8-38	3-5-0-46	0-0
Virginia	0	05:27	1	4	0	5	2-5	0-1	11-31	5-8-0-64	2-20



**Quickie Statistics (Halftime)**  
**#6 Virginia Tech vs #24 Virginia (Nov 26, 2011 at Charlottesville, Va.)**



	VT	VA
Score	14	0
<b>FIRST DOWNS</b>	9	8
<b>RUSHES-YARDS (NET)</b>	19-60	16-21
<b>PASSING YDS (NET)</b>	137	141
Passes Att-Comp-Int	11-7-0	15-9-0
<b>TOTAL OFFENSE PLAYS-YARDS</b>	30-197	31-162
Fumble Returns-Yards	0-0	0-0
Punt Returns-Yards	3-33	2-4
Kickoff Returns-Yards	0-0	1-35
Interception Returns-Yards	0-0	0-0
Punts (Number-Avg)	2-48.0	4-41.0
Fumbles-Lost	1-0	1-1
Penalties-Yards	1-10	3-25
Possession Time	15:02	14:58
Third-Down Conversions	3 of 6	2 of 7
Fourth-Down Conversions	0 of 0	0 of 1
Red-Zone Scores-Chances	2-2	0-2

**Virginia Tech**

<b>Rushing</b>	No.	Gain	Loss	Net	TD	Lg	Avg
David Wilson	8	36	4	32	0	17	4.0
Logan Thomas	6	25	3	22	1	14	3.7
Josh Oglesby	4	9	1	8	0	6	2.0
Danny Coale	1	0	2	-2	0	0	-2.0

<b>Passing</b>	C-A-I	Yds	TD	Long	Sack
Logan Thomas	7-11-0	137	1	52	1

<b>Receiving</b>	No.	Yards	TD	Long
Jarrett Boykin	4	44	1	17
Marcus Davis	2	88	0	52
David Wilson	1	5	0	5

<b>Punting</b>	No.	Yds	Avg	Long	In20	TB
Danny Coale	2	96	48.0	52	0	0

<b>Punt Returns</b>	No.	Yards	TD	Long
Danny Coale	2	-5	0	2
Jayron Hosley	1	38	0	38

<b>Kick Returns</b>	No.	Yards	TD	Long
---------------------	-----	-------	----	------

<b>Tackles</b>	UA-A	Total	Sacks	TFL
Antone Exum	2-6	8	0.0	0.0
Jayron Hosley	4-3	7	0.0	0.5
Kyle Fuller	3-1	4	1.0	1.0
Eddie Whitley	1-2	3	0.0	0.0

**Virginia**

<b>Rushing</b>	No.	Gain	Loss	Net	TD	Lg	Avg
Darius Jennings	1	12	0	12	0	12	12.0
Kevin Parks	5	12	3	9	0	4	1.8
Perry Jones	4	7	1	6	0	3	1.5
David Watford	1	1	0	1	0	1	1.0

<b>Passing</b>	C-A-I	Yds	TD	Long	Sack
Michael Rocco	9-15-0	141	0	32	2

<b>Receiving</b>	No.	Yards	TD	Long
Kris Burd	4	60	0	22
Tim Smith	2	42	0	32
Max Milien	2	33	0	32
Jeremiah Mathis	1	6	0	6

<b>Punting</b>	No.	Yds	Avg	Long	In20	TB
Jimmy Howell	4	164	41.0	48	3	0

<b>Punt Returns</b>	No.	Yards	TD	Long
Perry Jones	2	4	0	4

<b>Kick Returns</b>	No.	Yards	TD	Long
Darius Jennings	1	35	0	35

<b>Tackles</b>	UA-A	Total	Sacks	TFL
Demetrious Nicholso	3-2	5	0.0	1.0
Steve Greer	2-3	5	0.0	0.0
Brent Urban	1-4	5	0.0	0.5
Aaron Taliaferro	1-3	4	0.0	0.0

Qtr	Time	Scoring Play	V-H
1st	08:46	VT - Logan Thomas 14 yd run (Cody Journell kick), 6-83 2:41	7 - 0
2nd	11:36	VT - Jarrett Boykin 16 yd pass from Logan Thomas (Cody Journell kick), 11-96 5:24	14 - 0



## Play-by-Play Summary (3rd quarter)

### #6 Virginia Tech vs #24 Virginia (Nov 26, 2011 at Charlottesville, Va.)



Start of 3rd quarter, clock 15:00, VA ball on VA30.

Hinkebein, C kickoff 70 yards to the VT0, Gregory, T return 21 yards to the VT21 (McGee, J).

**VIRGINIA TECH drive start at 15:00.**

1-10	VT 21	Thomas, L pass complete to Drager, C for 15 yards to the VT36, 1ST DOWN VT (Reynolds, L; Greer, S).	P10
1-10	VT 36	Wilson, D rush for 1 yard to the VT37 (Greer, S; Johnson, C).	
2-9	VT 37	Thomas, L pass complete to Coale, D for 4 yards to the VT41 (Reynolds, L).	
3-5	VT 41	Thomas, L pass complete to Coale, D for 11 yards to the VA48, 1ST DOWN VT.	P11
1-10	VA 48	Wilson, D rush for 5 yards to the VA43 (Greer, S).	
2-5	VA 43	Thomas, L rush for 5 yards to the VA38, 1ST DOWN VT (Taliaferro, A; Jenkins, N).	R12
1-10	VA 38	Thomas, L pass complete to Davis, M for 11 yards to the VA27, 1ST DOWN VT (Mosley, C).	P13
1-10	VA 27	Wilson, D rush for 27 yards to the VA0, 1ST DOWN VT, TOUCHDOWN, clock 10:45.	R14
1-G	VA 03	Journell, C kick attempt good.	

**Virginia Tech 21, Virginia 0**

*8 plays, 79 yards, 4:15*

Myer, J kickoff 70 yards to the VA0, Shepherd, K return 24 yards to the VA24 (Williams, C).

**VIRGINIA drive start at 10:45.**

1-10	VA 24	Rocco, M pass complete to Keys, R for 24 yards to the VA48, 1ST DOWN VA (Tyler, J).	P9
1-10	VA 48	Jones, P rush for 4 yards to the VT48 (Hopkins, D).	
2-6	VT 48	Rocco, M pass incomplete to Freedman, P.	
3-6	VT 48	Rocco, M pass incomplete to Keys, R.	
4-6	VT 48	Howell, J punt 28 yards to the VT20, downed.	

*4 plays, 28 yards, 1:19*

**VIRGINIA TECH drive start at 09:26.**

1-10	VT 20	Wilson, D rush for no gain to the VT20 (Greer, S).	
2-10	VT 20	Thomas, L pass incomplete to Wilson, D.	
3-10	VT 20	Thomas, L pass incomplete to Boykin, J.	
4-10	VT 20	Coale, D punt 52 yards to the VA28, Jones, P return 0 yards to the VA28, fumble by Jones, P recovered by VA Walker, R at VA22, PENALTY VT personal foul (Scales, M) 15 yards to the VA37, 1st and 10, VA ball on VA37.	

*3 plays, 0 yards, 0:53*

**VIRGINIA drive start at 08:33.**

1-10	VA 37	Richardson, C rush for no gain to the VA37 (Hopkins, D).	
2-10	VA 37	Rocco, M pass intercepted by Bonner, D at the VT44, Bonner, D return 0 yards to the VT44.	

*2 plays, 0 yards, 0:39*

**VIRGINIA TECH drive start at 07:54.**

1-10	VT 44	Oglesby, J rush for loss of 1 yard to the VT43 (Urban, B; Taliaferro, A).	
2-11	VT 43	Thomas, L pass incomplete to Boykin, J.	
3-11	VT 43	Thomas, L pass incomplete to Boykin, J (Mosley, C).	
4-11	VT 43	Coale, D punt 42 yards to the VA15, Jones, P return 11 yards to the VA26 (Williams, C; Edwards, T).	

*3 plays, minus 1 yard, 0:57*

**VIRGINIA drive start at 06:57.**

1-10	VA 26	Rocco, M pass complete to Burd, K for 11 yards to the VA37, 1ST DOWN VA (Hosley, J).	P10
1-10	VA 37	Jones, P rush for 3 yards to the VA40, out-of-bounds (Gayle, J).	
2-7	VA 40	Rocco, M pass complete to Burd, K for 7 yards to the VA47, 1ST DOWN VA (Hosley, J).	P11
1-10	VA 47	Richardson, C rush for 5 yards to the VT48 (Edwards, T; Maddy, L).	
2-5	VT 48	Rocco, M pass complete to Freedman, P for 4 yards to the VT44 (Exum, A).	
3-1	VT 44	Parks, K rush for 5 yards to the VT39, 1ST DOWN VA (Exum, A; Tyler, J).	R12
1-10	VT 39	Watford, D pass incomplete to Jennings, D.	
2-10	VT 39	Rocco, M pass complete to Burd, K for 22 yards to the VT17, 1ST DOWN VA (Bonner, D).	P13
1-10	VT 17	Milien, M rush for 4 yards to the VT13 (Tyler, J; Wilson, T).	
2-6	VT 13	Parks, K rush for 3 yards to the VT10 (Hopkins, D).	
3-3	VT 10	Rocco, M sacked for loss of 11 yards to the VT21 (Gayle, J).	
4-14	VT 21	Randolph, R field goal attempt from 38 MISSED - wide right, spot at VT21, clock 01:31.	

*12 plays, 53 yards, 5:26*

**VIRGINIA TECH drive start at 01:31.**

1-10	VT 21	Wilson, D rush for 8 yards to the VT29 (Reynolds, L), PENALTY VT holding (Coale, D) 10 yards to the VT19.	
1-12	VT 19	1st and 12.	
1-12	VT 19	Wilson, D rush for 26 yards to the VT45, 1ST DOWN VT (McLeod, R; Mosley, C).	R15
1-10	VT 45	Thomas, L pass complete to Coles, DJ for 2 yards to the VT47 (Minnifield, C).	
2-8	VT 47	Clock 00:00.	

**END OF 3rd QUARTER: Virginia Tech 21, Virginia 0**



**Play-by-Play Summary (3rd quarter)**  
**#6 Virginia Tech vs #24 Virginia (Nov 26, 2011 at Charlottesville, Va.)**



Quarter Summary	Score	Time Poss	1st Downs				Conversions		Rushing	Passing	Penalties
			R	P	X	T	3rd	4th			
Virginia Tech	7	07:36	3	3	0	6	1-3	0-0	8-71	5-9-0-43	2-25
Virginia	0	07:24	1	4	0	5	1-3	0-0	8-13	5-9-1-68	0-0



**Quickie Statistics (3rd quarter)**  
**#6 Virginia Tech vs #24 Virginia (Nov 26, 2011 at Charlottesville, Va.)**



	VT	VA
Score	21	0
<b>FIRST DOWNS</b>	15	13
<b>RUSHES-YARDS (NET)</b>	27-131	24-34
<b>PASSING YDS (NET)</b>	180	209
Passes Att-Comp-Int	20-12-0	24-14-1
<b>TOTAL OFFENSE PLAYS-YARDS</b>	47-311	48-243
Fumble Returns-Yards	0-0	0-0
Punt Returns-Yards	3-33	4-9
Kickoff Returns-Yards	1-21	2-59
Interception Returns-Yards	1-0	0-0
Punts (Number-Avg)	4-47.5	5-38.4
Fumbles-Lost	1-0	2-1
Penalties-Yards	3-35	3-25
Possession Time	22:38	22:22
Third-Down Conversions	4 of 9	3 of 10
Fourth-Down Conversions	0 of 0	0 of 1
Red-Zone Scores-Chances	2-2	0-3

**Virginia Tech**

<b>Rushing</b>	No.	Gain	Loss	Net	TD	Lg	Avg
David Wilson	14	103	4	99	1	27	7.1
Logan Thomas	7	30	3	27	1	14	3.9
Josh Oglesby	5	9	2	7	0	6	1.4
Danny Coale	1	0	2	-2	0	0	-2.0

<b>Passing</b>	C-A-I	Yds	TD	Long	Sack
Logan Thomas	12-20-0	180	1	52	1

<b>Receiving</b>	No.	Yards	TD	Long
Jarrett Boykin	4	44	1	17
Marcus Davis	3	99	0	52
Danny Coale	2	15	0	11
Chris Drager	1	15	0	15

<b>Punting</b>	No.	Yds	Avg	Long	In20	TB
Danny Coale	4	190	47.5	52	0	0

<b>Punt Returns</b>	No.	Yards	TD	Long
Danny Coale	2	-5	0	2
Jayron Hosley	1	38	0	38

<b>Kick Returns</b>	No.	Yards	TD	Long
Tony Grgeory	1	21	0	21

<b>Tackles</b>	UA-A	Total	Sacks	TFL
Antone Exum	3-7	10	0.0	0.0
Jayron Hosley	6-3	9	0.0	0.5
Derrick Hopkins	5-0	5	0.0	0.0
Jack Tyler	3-2	5	0.0	0.0

**Virginia**

<b>Rushing</b>	No.	Gain	Loss	Net	TD	Lg	Avg
Kevin Parks	7	20	3	17	0	5	2.4
Perry Jones	6	14	1	13	0	4	2.2
Darius Jennings	1	12	0	12	0	12	12.0
Clifton Richardson	3	5	0	5	0	5	1.7

<b>Passing</b>	C-A-I	Yds	TD	Long	Sack
Michael Rocco	14-23-1	209	0	32	3
David Watford	0-1-0	0	0	0	0

<b>Receiving</b>	No.	Yards	TD	Long
Kris Burd	7	100	0	22
Tim Smith	2	42	0	32
Max Milien	2	33	0	32
Ray Keys	1	24	0	24

<b>Punting</b>	No.	Yds	Avg	Long	In20	TB
Jimmy Howell	5	192	38.4	48	3	0


<b>Punt Returns</b>	No.	Yards	TD	Long
Perry Jones	4	9	0	11

<b>Kick Returns</b>	No.	Yards	TD	Long
Darius Jennings	1	35	0	35
Khalek Shepherd	1	24	0	24

<b>Tackles</b>	UA-A	Total	Sacks	TFL
Steve Greer	4-5	9	0.0	0.0
Brent Urban	1-5	6	0.0	1.0
Aaron Taliaferro	1-5	6	0.0	0.5
Demetrious Nicholso	3-2	5	0.0	1.0

Qtr	Time	Scoring Play	V-H
1st	08:46	VT - Logan Thomas 14 yd run (Cody Journell kick), 6-83 2:41	7 - 0
2nd	11:36	VT - Jarrett Boykin 16 yd pass from Logan Thomas (Cody Journell kick), 11-96 5:24	14 - 0
3rd	10:45	VT - David Wilson 27 yd run (Cody Journell kick), 8-79 4:15	21 - 0





**Play-by-Play Summary (4th quarter)**  
**#6 Virginia Tech vs #24 Virginia (Nov 26, 2011 at Charlottesville, Va.)**



2-8	VT 47	Start of 4th quarter, clock 15:00.	
2-8	VT 47	Wilson, D rush for 15 yards to the VA38, 1ST DOWN VT (Taliaferro,A).	R16
1-10	VA 38	Wilson, D rush for no gain to the VA38 (Reynolds,L).	
2-10	VA 38	Wilson, D rush for 38 yards to the VA0, 1ST DOWN VT, TOUCHDOWN, clock 13:54.	R17
1-G	VA 03	Journell, C kick attempt good.	

**Virginia Tech 28, Virginia 0**

*6 plays, 79 yards, 2:37*

Myer, J kickoff 65 yards to the VA5, Shepherd,K return 21 yards to the VA26 (Wilson, T).

**VIRGINIA drive start at 13:54.**

1-10	VA 26	Rocco,M sacked for loss of 6 yards to the VA20 (Gayle, J).	
2-16	VA 20	Rocco,M pass intercepted by Collins, JR at the VA26, Collins, JR return 22 yards to the VA4 (Rocco,M).	

*2 plays, minus 6 yards, 0:54*

**VIRGINIA TECH drive start at 13:00.**

1-G	VA 04	Wilson, D rush for loss of 1 yard to the VA5 (Johnson,C;Hill,W).	
2-G	VA 05	Wilson, D rush for loss of 2 yards to the VA7 (McLeod,R).	
3-G	VA 07	Thomas, L pass complete to Davis, M for 7 yards to the VA0, TOUCHDOWN, clock 11:28.	
1-G	VA 03	Journell, C kick attempt good.	

**Virginia Tech 35, Virginia 0**

*3 plays, 4 yards, 1:32*

Myer, J kickoff 70 yards to the VA0, Shepherd,K return 18 yards to the VA18 (Dew, N).

**VIRGINIA drive start at 11:28.**

1-10	VA 18	Rocco,M pass complete to Parks,K for 2 yards to the VA20 (Tyler, J).	
2-8	VA 20	Rocco,M pass incomplete to Terrell,D.	
3-8	VA 20	PENALTY VT roughing passer (Edwards, T) 15 yards to the VA35, 1ST DOWN VA.	X14
1-10	VA 35	Rocco,M pass complete to Terrell,D for no gain to the VA35, fumble forced by Hosley, J, fumble by Terrell,D recovered by VT Edwards, T at VA35, PENALTY VA personal foul (Aboushi,O) 15 yards to the VA20, 1st and 10, VT ball on VA20.	

*3 plays, 17 yards, 0:48*

**VIRGINIA TECH drive start at 10:40.**

1-10	VA 20	Wilson, D rush for 3 yards to the VA17 (Coley,H).	
2-7	VA 17	Wilson, D rush for 3 yards to the VA14 (Nicholson,D).	
3-4	VA 14	PENALTY VA offside (Jenkins,N) 4 yards to the VA10, 1ST DOWN VT.	X18
1-G	VA 10	Wilson, D rush for no gain to the VA10 (Reynolds,L;Coley,H).	
2-G	VA 10	Wilson, D rush for 5 yards to the VA5 (Coley,H;Mosley,C).	
3-G	VA 05	Wilson, D rush for loss of 7 yards to the VA12, PENALTY VT illegal block (Coale, D) 10 yards to the VA22.	
3-G	VA 22	3rd and 22.	
3-G	VA 22	Oglesby, J rush for loss of 1 yard to the VA23 (Coley,H;Minnifield,C).	
4-G	VA 23	Journell, C field goal attempt from 40 GOOD, clock 06:45.	

**Virginia Tech 38, Virginia 0**

*7 plays, minus 3 yards, 3:55*

Myer, J kickoff 70 yards to the VA0, Shepherd,K return 20 yards to the VA20 (Scales, M), PENALTY VA illegal block 10 yards to the VA10, 1st and 10, VA ball on VA10.

**VIRGINIA drive start at 06:45.**

1-10	VA 10	Watford,D pass incomplete to Terrell,D.	
2-10	VA 10	Shepherd,K rush for 2 yards to the VA12 (Hamlette, I;Clark, T).	
3-8	VA 12	Watford,D pass incomplete to Shepherd,K.	
4-8	VA 12	Howell,J punt 43 yards to the VT45, fair catch by Hosley, J.	

*3 plays, 2 yards, 0:59*

**VIRGINIA TECH drive start at 05:46.**

1-10	VT 45	Gregory, T rush for no gain to the VT45.	
2-10	VT 45	Leal, M pass complete to Fuller, C for 12 yards to the VA43, 1ST DOWN VT (Hoskey,D).	P19
1-10	VA 43	Gregory, T rush for 2 yards to the VA41 (Taliaferro,A).	
2-8	VA 41	Gregory, T rush for no gain to the VA41 (Romero,D;Taliaferro,A).	
3-8	VA 41	Timeout Virginia, clock 03:16.	
3-8	VA 41	Leal, M pass complete to Davis, M for 13 yards to the VA28, 1ST DOWN VT (Romero,D;Harris,A).	P20
1-10	VA 28	Gregory, T rush for 1 yard to the VA27 (Snyder,J;Coley,H).	
2-9	VA 27	Gregory, T rush for loss of 2 yards to the VA29 (Hill,W).	
3-11	VA 29	Leal, M pass incomplete to Dunn, R.	
4-11	VA 29	Leal, M pass complete to Byrn, W for 15 yards to the VA14, 1ST DOWN VT (Brathwaite,C).	P21
1-10	VA 14	Team rush for loss of 1 yard to the VA15.	
2-11	VA 15	Team rush for loss of 1 yard to the VA16.	
		End of game, clock 00:00.	

*11 plays, 39 yards, 5:46*

**FINAL SCORE: Virginia Tech 38, Virginia 0**



**Play-by-Play Summary (4th quarter)**  
**#6 Virginia Tech vs #24 Virginia (Nov 26, 2011 at Charlottesville, Va.)**



Quarter Summary	Score	Time Poss	1st Downs				Conversions		Rushing	Passing	Penalties
			R	P	X	T	3rd	4th			
Virginia Tech	17	12:19	2	3	1	6	2-4	1-1	18-52	4-5-0-47	2-25
Virginia	0	02:41	0	0	1	1	0-1	0-0	2-(-4)	2-6-1-2	3-29



**Participation Report (Final)**  
**2011 University of Virginia Football**  
**#6 Virginia Tech vs #24 Virginia (Nov 26, 2011 at Charlottesville, Va.)**



**Virginia Tech**

<b>Pos</b>	<b>##</b>	<b>OFFENSE</b>
SE	81	Jarrett Boykin
TE	33	Chris Drager
LT	72	Andrew Lanier
LG	75	Greg Nosal
C	74	Andrew Miller
RG	68	Jaymes Brooks
RT	62	Blake DeChristopher
TB	4	David Wilson
QB	3	Logan Thomas
FL	19	Danny Coale
FL	7	Marcus Davis

<b>Pos</b>	<b>##</b>	<b>DEFENSE</b>
DE	42	J.R. Collins
DT	98	Derrick Hopkins
DT	92	Luther Maddy
DE	99	James Gayle
LB	58	Jack Tyler
LB	24	Tariq Edwards
OLB	8	Detrick Bonner
ROV	15	Eddie Whitley
CB	17	Kyle Fuller
FS	1	Antone Exum
CB	20	Jayron Hosley

**Virginia**

<b>Pos</b>	<b>##</b>	<b>OFFENSE</b>
WR	18	Kris Burd
LT	72	Oday Aboushi
LG	63	Austin Pasztor
C	68	Anthony Mihota
RG	70	Luke Bowanko
RT	78	Morgan Moses
TE	89	Colter Phillips
QB	16	Michael Rocco
TB	33	Perry Jones
FB	36	Max Milien
WR	20	Tim Smith

<b>Pos</b>	<b>##</b>	<b>DEFENSE</b>
DE	90	Jake Snyder
DT	94	Matt Conrath
DT	96	Nick Jenkins
DE	56	Cam Johnson
SLB	52	Aaron Taliaferro
MLB	53	Steve Greer
WLB	9	LaRoy Reynolds
CB	1	Demetrious Nicholson
FS	7	Corey Mosley
SS	4	Rodney McLeod
CB	13	Chase Minnifield

Virginia Tech: 2-Josh Oglesby, 6-Mark Leal, 9-Cris Hill, 13-Randall Dunn, 16-Trey Gresh, 18-D.J. Coles, 21-Theron Norman, 22-Tony Grgeory, 23-Boye Aromire, 25-Martin Scales, 26-James Hopper, 27-Nick Dew, 28-Alonzo Tweedy, 32-Riley Beiro, 34-Kyshoen Jarrett, 36-Chase Williams, 39-Daniel Dyer, 40-Wiley Brown, 41-Derek DiNardo, 45-Joey Phillips, 48-Justin Myer, 50-Collin Carroll, 52-Barquell Rivers, 54-Nick Becton, 57-Telvion Clark, 59-Courtney Prince, 63-Bo Gentry, 64-Matt Arkema, 66-Tyrel Wilson, 67-Michael Via, 69-Mark Shuman, 71-Vinston Painter, 79-Caleb Farris, 80-George George, 82-Willie Byrn, 83-Corey Fuller, 86-Eric Martin, 88-Ryan Malleck, 89-Cody Journell, 93-Isaiah Hamlette, 95-Zack McCray, 96-Corey Marshall.

Virginia: 2-Dominique Terrell, 2J-Jacob Hodges, 3-Robert Randolph, 4F-Matt Fortin, 5-David Watford, 6-Darius Jennings, 7M-Kyle McCartin, 8-Jimmy Howell, 10-Clifton Richardson, 11-Chris Hinkebein, 17-Miles Gooch, 21-Brandon Phelps, 22-Drequan Hoskey, 25-Kevin Parks, 27-Rijo Walker, 28-Anthony Harris, 29-D.J. Hill, 30-Daquan Romero, 34-Terence Fells-Danzer, 37-LoVante Battle, 38-Khalek Shepherd, 39-Tucker Windle, 42-Brian Oden, 43-Kameron Mack, 44-Henry Coley, 81-Jeremiah Mathis, 83-Jake McGee, 86-Ray Keys, 87-Zachary Swanson, 88-Paul Freedman, 91-Thompson Brown, 93-Will Hill, 98-Chris Brathwaite, 99-Brent Urban.

## **Virginia Tech at Virginia**

**Nov. 26, 2011**

### **Virginia Tech Head Coach Frank Beamer**

#### **Opening statement:**

“I’m really proud of our football team. To come in here against a very hot team and a very good football team, and just play as well as we did and take it to them the way we did – I’m really proud of them. I’m proud of what this football program is all about. These kids played the game the right way and I’m really proud of them. (Virginia) has improved but tonight was our night. We made a lot of good plays. We had a great effort and a lot of togetherness. I think everyone in that locker room contributed to this thing so I’m proud of what we’re all about.”

#### **On stopping Virginia on fourth down in the first quarter:**

“I thought that was a big play even though it left us deep in our territory. I appreciate their philosophy that they want to hammer you but I also appreciate that we want to hammer them back. (Jack) Tyler did a great job right there and that was a big, big play in the ballgame.”

#### **On Virginia Tech’s defense:**

“We’re banged up but I thought we had a great effort and some really good calls. I think it was just effort, sound play and a good game plan because I really respect Virginia and their offense and how they do things. They know what they’re doing. I think we shut out a really good football team.”

#### **On returning to the ACC Championship:**

“It’s a fantastic thing for us. This team has hung in there throughout the year after the early loss to Clemson and some injuries. It wasn’t always pretty but we played hard. What happened here tonight and getting back is really special in my way of thinking.”

#### **On playing Clemson again:**

“They played well to get there and deserve to be there. They got us the first time – that’s for sure. We know what a talented group of guys they have. We already saw that so I’m just glad to be back in that game.”

#### **On Marcus Davis:**

“He showed up. I’m glad for him and glad for us. He has had games like this before – North Carolina last year – but I think he got his opportunities tonight and took advantage of his opportunities.”

#### **On Logan Thomas:**

“He’s in control. I love that about him. He takes the blame. He’s just a great leader for us. He gets the job done. He’s in control and the players really respect him. I don’t think you could ask for anything better. Tyrod Taylor was as good as it gets and Logan Thomas is as good as it gets. He has great poise and we have a lot of respect for (Michael) Rocco too. He’s a great kid but we like our guy.”

#### **On whether Virginia Tech needed a dominant game for the polls:**

“I just wanted to come in here and get a win. So coming in here and winning the way that we did is fantastic. I think those things kind of take care of themselves. We were ranked fifth last week and we beat a ranked team so if we get there, we’re going to earn our way there, but right now we need to turn all our effort to Clemson. We need to get right back to work and get ready to play a very good Clemson football team.”

**On David Wilson:**

“He’s so fast and powerful that he just seems like he’s a step away all of the time. He’s one of the ones you’re glad to have on your side because he’s dangerous. He’s tough and he’s rugged. He likes the game and has fun playing it and I think that showed tonight.”

**On Virginia Tech’s first meeting with Clemson:**

“They’re talented and were playing well. I would hope that offensively we are a little bit better now than we were at that time. I feel like we can play a better offensive game against them this time around. I can tell you this though, you look at them and they have good defensive people and some exceptional offensive people. It’s going to take a great effort to beat those guys.”

# Virginia vs. Virginia Tech

Nov. 26, 2011

## Virginia Head Coach Mike London Quotes

### **On Virginia Tech's second half play:**

"Anytime you allow a team to eat up the clock and get points out of that, then it's tough. That's a good offense; it's a good football team. We had to come out the second half and try to limit those opportunities in order to get our offense back in the game to get them back on track. Everything they did today worked well for them. We didn't play very well. It's indicative of the score."

### **On going for it on fourth down in the first quarter:**

"It was the opportunity to send a message to our guys up front that if you're going to win championships, if you're going to win games, you've got to be able to knock people off the ball and gain a yard, particularly when you're favored in run-play. They did a good job of defending it, and we didn't get it. It set the tone for them to go the other way."

### **On Virginia Tech's run defense:**

"I thought they did a great job playing defense. It's what they do. It's unfortunate for us because one of the things we pride ourselves on is being able to run the ball. I give them all the credit. They did a good job, and beat us in a lot of ways to make us become more one-dimensional. They got us in third-and-long situations. You can't let that happen because then you pin your ears back to rush the passer and get pressure on the quarterback. They played like they normally play and we didn't play well enough."

### **On mistakes:**

"I'll have to go back and look at the film as far as mental mistakes. I know as far as physical mistakes, there were missed tackles, and things like that. The mental mistakes are ones where maybe you turn a guy loose in coverage, or you fail to block a guy. There were some physical mistakes out there for sure that led to big catches, long runs, missed tackles, and things like that. It's tough because of everything that was riding on it, but I want to tell you something: I'm proud of my team. At 8-4, no one thought we'd be this far or get to this point. 8-4 is a good season for us. The things that occurred and how we won games is a learning process for us, but to be 8-4 and know that your last game will be decided for a bowl game is something to be proud of for this program. It's disappointing to lose and to lose a chance to represent the coastal division in the ACC Championship, but in no way are we disappointed about the season. The good thing is that we get a chance to end the season, hopefully on a positive note, once we find out who our opponent will be."

### **On talking to the players postgame:**

"I told them it's okay to be disappointed because it is disappointing. To have worked hard to get yourself in a position to play in a big game, to represent your side of the conference in the big game, and then to have a game get away where you get beat on the field offensively and defensively is disappointing. That disappointment can't be overshadowed by the fact that there were a lot of achievement that happened this year. There's a lot to be proud of. We're disappointed because we didn't win this game. But, for where we were last year and going into the chances of winning this year, and the games that we won, how we won, I'm proud of the team. We have a lot of work to continue to do, and continuing this process, yes we do. You get that with recruiting. You get that with developing your players and making them better. You get that with the chance of playing in bowl games where you now have extra practices to get your younger players ready for spring practice. Something we haven't had here in a long time is the opportunity to continue to develop players because you have an opportunity to get ready for bowl games. We're disappointed, but at the same time, 8-4 and the chance to be 9-4 for this program? I'll take that."

### **On losing streak to Virginia Tech:**

"Whatever it is now, it's just one more loss to them. We put ourselves in a position for this game to be relevant at the end of the season. We've got to keep doing that, keep putting ourselves in the position for a game to have some significance to it. We have to improve on the outcome of it. This is the second year of not getting it done the way we need to get it done. I know that everyone will talk about the school and how many games. That's appropriate. But, for this team, for the guys we're responsible for now, it's the second time, and we're looking at getting ourselves better and competing harder, and continuing to improve the way we need to because we're going to have to play better. You can't have three turnovers. There are different aspects to the game like that that can get away from you."

## **Virginia vs. Virginia Tech**

**Nov. 26, 2011**

### **Virginia Tech Player Quotes**

#### **Redshirt Sophomore Quarterback Logan Thomas**

##### **On the win:**

“They are a good team and very strong, but I think we just played our best ball today.”

##### **On the attention Virginia received before the game:**

“The guys definitely took it as a slap in the face. We’ve been a part of this rivalry for the past couple of years. Nobody was really talking about us. They were all talking about Virginia and how good Virginia was going to play. We took it as a slap in the face and wanted to go play hard.”

##### **On the Lynchburg quarterbacks:**

“I just wanted to go out there and play as hard and best as I could. They have been talking all week about us. Rocco is a great player and think we will both progress as our careers go on. Best of luck to him as well.”

##### **On the Coastal Division Championship**

“I’m extremely excited. I don’t just want a Coastal Division championship. I want an ACC championship as well. I get a shot at who we loss to earlier this year and I’m looking forward to it.”

##### **On the upcoming rematch against Clemson:**

“Nobody was really talking it, but everybody wants it. We didn’t play our best ball that day, and hopefully we can get them this time.”

#### **Junior Tailback David Wilson**

##### **On executing the plays:**

“We came out here to handle business, and the way we executed today was awesome. I think we were clicking on the field. We were executing to the dime. Holding them to zero and us rushing over 100 yards, no running back has done that this season. That was a great accomplishment for us.”

##### **On playing with a chip on their shoulders:**

“We have televisions in our locker room and we see what people say. ESPN was doubting us, saying we should not be in the top five, but the way the score went today gave a lot of those guys a wake up call.”

#### **Redshirt Sophomore Linebacker Jack Tyler**

##### **On being a part of this victory:**

“It’s great, and I love that I have the opportunity to play at such a high level. It goes back to Coach Foster. He can throw anybody into my position and they can do well. You just do what he tells you, and he is right 100 percent of the time.”

#### **Redshirt Junior Receiver Marcus Davis**

##### **On the win:**

“It’s big. To be able to put 38 points up is big. The win itself is big. Writers and reporters have been doubting us all week. We don’t pay any attention to that. We just go out there and play our game.”

##### **On playing well:**

“Our coach has been preaching to us all week that we need to go out there and face a challenge. He gave us a challenge. I just took that and tried to win my individual battles. There was good play calling, and they just put me in the right situations.”

# Virginia Tech Postgame Notes

## vs. Virginia • Nov. 26, 2011

- The Hokies wore the all-white uniform combo today. Under head coach Frank Beamer (307 games including tonight), the Hokies are now 11-1 in this combo, including 3-0 now this season.
- Cody Journell has now made a field goal in all 11 games that he's played in this season.
- With two receptions, Danny Coale has caught at least two passes in 43 of 53 career games played, and caught at least one pass in 49 of 53 contests. With four grabs, Jarrett Boykin has caught at least two passes in 42 of 52 career games played, and caught at least one pass in 48 of 52 contests.
- Senior wide receiver Danny Coale unleashed a pair of 52-yard punts in the game. He punted twice at Marshall earlier this season. He finished the game with four punts for a 47.5 yard average
- Logan Thomas scored on a 14-yard rush early in the first quarter, his 10th rushing score of the year. He needs one more to tie Bruce Arians, who had 11 rushing touchdowns in 1974, for the single-season quarterback record for rushing scores. Arians is now the offensive coordinator of the Pittsburgh Steelers.
- With his touchdown catch in the second quarter, Jarrett Boykin now has 18 career touchdown receptions. That's tied for the third-most in school history with Ricky Scales and trails only Antonio Freeman (23) and André Davis.
- This group of seniors has a chance to finish with the best record of any class in school history after tying the wins record today. That honor currently belongs to the Class of 2007, which went 42-11. The Class of 2008 went 42-12 and the Class of 2010 went 42-13. This senior class is currently 42-11 heading into next week's game against Clemson.
- This marks just the second time in school history that the Hokies have won 11 games in the regular season (1999). The school record for wins in a season is 11, accomplished several times.
- The Hokies are now 53-11 in ACC games since joining the conference in 2004, and are now 25-2 in November conference games during that time. It marks tech's 13th-straight road win, the longest active streak in the FBS.
- Since Tech lost to Clemson 23-3 on Oct. 1, quarterback Logan Thomas has accounted for 23 TDs (14 pass/9 run) and thrown just two interceptions.
- Hokies senior wide receiver Jarrett Boykin (54 catches) is on the cusp of breaking the school's single-season receptions and receiving yards records. He needs two catches to break the record of 55 set by Ernest Wilford in 2005.
- Tight end Chris Drager now has 12 catches on the season, all going for either a first down or a touchdown.
- Detrick Bonner and J.R. Collins each recorded their first career interception. Eleven different players have registered at least one interception this season. Tech has 15 on the season.
- Tech has now won eight straight games in the series.
- David Wilson had 153 yards rushing and two touchdowns. It was his 10th 100-yard game of the season, tying former teammate Ryan Williams for the ACC single-season record. It was only his second multi-TD game this season (Appalachian State). He now has 1,595 yards on the season, putting him just 61 yards away from a new school record for rushing yards in a season.
- Logan Thomas accounted for 214 yards of total offense, giving him 2,939 yards for the season, That total is the third-most in school history for a single season, only 464 yards away from a new school record for a single season.



## **Junior linebacker Steve Greer**

### **On being shutout:**

“That’s not our brand of football. They made a lot of plays, but at the same time, that’s not how we want to play football. I definitely think it was a little bit shocking to see that score because that’s not how we want to play.”

### **On loss:**

“Any loss is disappointing, especially to Virginia Tech with an ACC Championship on the line. It’s good that we have a bowl game coming up and that this won’t be the way that we go out.

“We knew going into halftime that we weren’t playing our best football. That was kind of the message in the locker room—we have to play our brand of football. That’s what we have to do to win.”

# Virginia vs. Virginia Tech

Nov. 26, 2011

## Virginia Player Quotes

### Sophomore quarterback Michael Rocco

#### On the inability to finish drives:

“We just couldn’t finish. We got down to the red zone a bunch of times, but it was just little things. Either we had a penalty or a dropped ball or a bad pass – we didn’t finish. We talk about being finishers all year and didn’t finish in the red zone today. It hurts. It doesn’t feel good.”

#### On the lack of a running game:

“They brought a lot of people down into the box to try and stop the run. We were able to connect through the air a lot today. As an offense though we didn’t finish like we needed to and we know that. We’ll watch the film and get better. We still have a game left so we are all keeping our heads up and trying to get better.”

#### On rebounding from this loss:

“We realize that one loss doesn’t define your season, but it does hurt and it should hurt because the game of football means a lot to all of us and we take it seriously. We have to turn the page and watch the film and get better. We have done a good job after a loss of coming back and playing better so I have faith that we’re all going to study hard and come back and redeem ourselves.”

### Sophomore offensive guard Luke Bowanko

#### On going for it on fourth down in the first quarter:

“The strength of our team is our offensive line. There’s a lot of things that go into a play. It was well blocked. There are one or two guys that get edged and Virginia Tech made a great play on their side of the ball. That changes a lot of things that happen during the game, but we expected to get that and we need to do better.”

#### On having a bowl game left to play:

“The coaches made it clear after the game that this game doesn’t define our season. We have played some great football this year and I think everyone’s aware of that. We have won some close games, some exciting games, and it stinks to come out the last game against our rival and play less than what we’re capable. The reality of the matter is that we have another game to play and we’ll make the most of it.”

### Junior running back Perry Jones

#### On the season:

“We definitely have a sense of pride of what we have accomplished this season. Coming into this season, nobody expected us to get as many wins as we did. Unfortunately we didn’t end on the note that we wanted, but we have another game, so we are going to prepare as well as we can for that.”

#### On Virginia Tech’s defense:

“They are a very good defense and were swarming to the ball. Obviously they prepared better than we did and came out with the victory.”

#### On how teams have been shutting down the running game lately:

“No matter what the defense does, it’s up to us to move them off the ball and get positive yardage. We haven’t been able to do that these last couple weeks but we are going to go back to practice and find mistakes.”

## **Virginia vs. Virginia Tech**

**Nov. 26, 2011**

### **Virginia Player Quotes - 2**

#### **Senior safety Rodney McLeod**

##### **On Virginia Tech offense:**

“They did everything that we expected. They hit us with a few plays we weren’t expecting—some double moves since they knew we’d be aggressive in the secondary. When the plays happened, they executed and we didn’t. We just have to give them credit for that—also doing their film study on us. They played a great game.”

##### **On Virginia Tech scoring drive to open second half:**

“I don’t think it took any momentum away. We play until the end. We’ve been down in a lot of games this year so it was never the case where we thought the game was out of reach. Coming out of the half, we wanted to start fast. Letting them score wasn’t what we talked about at halftime.”

##### **On bowl game:**

“It’s good to say we’re going to a bowl game. We have another game now to redeem ourselves and finish on a high note, but this was an important game for us just in terms of the goals we set as a team. We just came up short today.”

##### **On penalties:**

“We still want to continue to play aggressive. That’s what we’ve been doing all year. The results have shown that it’s worked. There’s no reason to change your style of play off of a couple of penalties.”

#### **Senior wide receiver Kris Burd**

##### **On emotion going into rivalry game:**

“We get up for every game. I feel like there was definitely extra hype going into this game because we had so much on the line. I don’t feel like that affected our play though. We just came out a little flat and didn’t capitalize in the red zone. It got away from us early. I feel like that definitely hurt us in the beginning. Whenever you are in the red zone and don’t come away with points, it kind of flips the momentum a little bit.”

##### **On having never beat Virginia Tech during his UVa career:**

“It definitely hurts, but our season isn’t over. We still have another game. They’re a good team and we tip our hats to them, but it definitely hurts not being able to beat them during my career here. Like I said though, we have another game and I can’t dwell on it too long.”

##### **On upcoming bowl game:**

“It’s great. Last year at this time, I was packing it up and putting it away for the season. For us to have an opportunity to go in a bowl game and play is another opportunity for us to step on the field. It’s my last game coming up. It’s going to be an emotional game and I’m looking forward to it.”

#### **Senior linebacker Aaron Taliaferro**

##### **On Virginia Tech offense:**

“I didn’t see anything special from them. They beat us, they played better than us, and they won the game. That’s all I saw. We didn’t play to our potential.”

##### **On season:**

“We’ve had a good season. We’re 8-4, hopefully 9-4 with this bowl game. We’ll move on. I’m happy that we’re 8-4, I guess, but I’m not really thinking about that right now.”

# Virginia Tech at Virginia

Nov. 26, 2011

## Virginia Game Notes

### Team Notes

- Virginia finishes the 2011 regular season with an 8-4 record, a 5-3 mark in Atlantic Coast Conference play and a 4-3 record in Scott Stadium.
- UVa allowed a first-quarter touchdown today, just the second it has surrendered this year. The Cavaliers have allowed 17 points in the first quarter this season – fewest in the nation. Virginia Tech joins Southern Miss (7) and Maryland (3) as the only teams to score in the first quarter against UVa this year.
- Attendance was 61,124. It marked UVa's largest attendance for a home game since drawing a stadium-record 64,947 on Aug. 30, 2008, against Southern California.
- Virginia was shut out for the first time in 61 games, dating to a 17-0 loss at Virginia Tech on Nov. 25, 2006. The Cavaliers were blanked at home for the first time in 172 games since Sept. 8, 1984, a 55-0 loss to Clemson.
- Virginia did not force a turnover today; it marked the first time this year UVa has not forced an opponent turnover.
- UVa tied a season high with four turnovers (two interceptions, two fumbles). The Cavaliers committed three turnovers or more in each of their four losses this season (season-high four at Indiana, vs. NC State).
- UVa was held to a season-low 30 yards rushing; the Cavaliers' previous low came last week with a 78-yard day at Florida State.
- The contest marked the 12th-consecutive contest that the Virginia offensive line has had the same five starters – OG Austin Pasztor, OT Oday Aboushi, OG Luke Bowanko, C Anthony Mihota and OT Morgan Moses. The last time the same five players started an entire season on the offensive line at UVa was 2004.
- Virginia held Senior Day ceremonies prior to the game, honoring the following fourth- and fifth-year student-athletes: Mike Ahunamba, Kris Burd, Matt Conrath, Terence Fells-Danzer, Steve Greer, Trevor Grywatch, Chris Hinkebein, Jacob Hodges, Jimmy Howell, Nick Jenkins, Cam Johnson, Dom Joseph, Ray Keys, John Maghamez, Kyle McCartin, Rodney McLeod, Matt Mihalik, Anthony Mihota, Max Milien, Chase Minnifield, Corey Mosley, Brian Oden, Austin Pasztor, Colter Phillips, Johnny Pickett, Robert Randolph, Buddy Ruff, Billy Schautz, Ryan Shaw, Aaron Taliaferro and Eric Thornton.

### Individual Notes

- With seven catches for 100 yards, Kris Burd upped his career receiving yards total to 2,087, sixth on UVa's all-time list. He needs 55 receiving yards to tie fifth-place Germane Crowell (2,142, 1994-97) and 66 to match fourth-place Tyrone Davis (2,153, 1991-94).
- Burd now has made at least one catch in 35 of the last 36 games for the Cavaliers (only game in that streak was 2009 contest at Miami where UVa had 75 passing yards).
- Burd has at least one reception in 27-consecutive games, dating to Nov. 14, 2009. That is tied for the second-longest streak of games in UVa history, matching Billy McMullen (2000-02). Patrick Jeffers (1993-95) is the only Cavalier to have a longer streak of games with at least one reception (31 games).
- Burd registered his eighth career 100-yard receiving game and his fourth of 2011. Burd also had 100-yard games this year against North Carolina (110), Idaho (123) and Maryland (112).
- Michael Rocco passed for 211 yards, marking his sixth 200-yard effort of the season.
- Rocco now owns the most passing yards by a first-year UVa starting quarterback. Rocco has 2,359 passing yards this season.
- Michael Rocco had a streak of 81-consecutive passes without an interception snapped in the third quarter. Rocco had not been intercepted since the fourth quarter of the Maryland game on Nov. 5.

- It was just the third Rocco interception since becoming the full-time starter on Oct. 27 at Miami – all three interceptions came on passes that first hit the hands of UVa receivers.
- Rocco seventh in single-season passing completions (196) and eighth in single-season passing attempts (325) at UVa.
- Ray Keys recorded a career-long 24-yard reception in the third quarter; his previous high was 14 against William and Mary earlier this season. The catch was Keys' third of the year.
- Aaron Taliaferro recorded a career-high nine tackles. His previous high was seven at Georgia Tech in 2010.
- Kyle McCartin (No. 7) wore his brother Connor's No. 51 jersey today. Connor was forced to stop playing this season because of concussions. Kyle plays on some special teams (kick coverage). Connor helps out Anthony Poindexter (special teams coordinator) and was upstairs in the box during the game.
- OT Landon Bradley was on the sidelines in a jersey top (not full uniform). He has not been with the team this season because of injuries and has not been on the sidelines for any games.
- Bradley started all 12 games in 2009 at left tackle and the first five in 2010 before suffering a hand injury. He came back from the hand injury to play again, but suffered a leg injury vs. Duke (his last game). Because of the injuries and surgeries, he has not practiced or played this year.



**Scoring Summary (Final)**  
**2011 University of Virginia Football**  
**Virginia vs Auburn (Dec 31, 2011 at Atlanta, Georgia)**



Virginia (8-5) vs. Auburn (8-5)

Date: Dec 31, 2011 • Site: Atlanta, Georgia • Stadium: Georgia Dome

Attendance: 72919

Score by Quarters	1	2	3	4	Total
Virginia	7	10	7	0	<b>24</b>
Auburn	7	21	12	3	<b>43</b>

Qtr	Time	Scoring Play	V-H
1st	08:05	VA - Kris Burd 27 yd pass from Michael Rocco (Robert Randolph kick), 5-64 1:44	7 - 0
	04:02	AU - Kiehl Frazier 3 yd run (Cody Parkey kick), 2-15 0:31	7 - 7
2nd	12:59	VA - Kris Burd 6 yd pass from Michael Rocco (Robert Randolph kick), 10-73 4:32	14 - 7
	10:33	AU - Onterio McCalebb 3 yd run (Cody Parkey kick), 6-85 2:22	14 - 14
	08:44	AU - Kiehl Frazier 1 yd run (Cody Parkey kick), 5-59 1:48	14 - 21
	00:59	AU - Onterio McCalebb 25 yd pass from Barrett Trotter (Cody Parkey kick), 9-88 3:32	14 - 28
	00:00	VA - Robert Randolph 24 yd field goal, 6-63 0:54	17 - 28
3rd	11:09	AU - Tre Mason 22 yd run (Cody Parkey kick), 9-80 3:51	17 - 35
	06:20	VA - Kevin Parks 1 yd run (Robert Randolph kick), 10-79 4:44	24 - 35
	01:57	AU - TEAM safety	24 - 37
	00:47	AU - Cody Parkey 45 yd field goal, 4--13 0:59	24 - 40
4th	08:09	AU - Cody Parkey 37 yd field goal, 8-47 4:32	24 - 43

Kickoff time: 7:36 • End of Game: 10:59 • Total elapsed time: 3:23

Officials: Referee: Dennis Hannigan; Umpire: Mark Pellis; Linesman: Tommy Walsh;

Line judge: Todd LaPenta; Back judge: Paul Vargo; Field judge: Dan Gallagher;

Side judge: Jim Brennan; Scorer: Joe Sturniolo;

Temperature: • Wind: • Weather: Indoor



**Team Statistics (Final)**  
**2011 University of Virginia Football**  
**Virginia vs Auburn (Dec 31, 2011 at Atlanta, Georgia)**



	<b>VA</b>	<b>AU</b>
<b>FIRST DOWNS</b>	25	22
Rushing	7	15
Passing	16	6
Penalty	2	1
<b>NET YARDS RUSHING</b>	123	273
Rushing Attempts	30	44
Average Per Rush	4.1	6.2
Rushing Touchdowns	1	4
Yards Gained Rushing	135	284
Yards Lost Rushing	12	11
<b>NET YARDS PASSING</b>	312	181
Completions-Attempts-Int	26-41-1	12-23-0
Average Per Attempt	7.6	7.9
Average Per Completion	12.0	15.1
Passing Touchdowns	2	1
<b>TOTAL OFFENSE YARDS</b>	435	454
Total offense plays	71	67
Average Gain Per Play	6.1	6.8
Fumbles: Number-Lost	1-1	2-0
Penalties: Number-Yards	3-25	6-65
<b>PUNTS-YARDS</b>	1-39	3-147
Average Yards Per Punt	39.0	49.0
Net Yards Per Punt	22.0	42.3
Inside 20	1	1
50+ Yards	0	1
Touchbacks	0	1
Fair catch	0	0
<b>KICKOFFS-YARDS</b>	5-318	7-488
Average Yards Per Kickoff	63.6	69.7
Net Yards Per Kickoff	41.2	47.9
Touchbacks	1	4
Punt returns: Number-Yards-TD	0-0-0	3-17-0
Average Per Return	0.0	5.7
Kickoff returns: Number-Yds-TD	3-73-0	3-92-0
Average Per Return	24.3	30.7
Interceptions: Number-Yds-TD	0-0-0	1-5-0
Fumble Returns: Number-Yds-TD	0-0-0	0-0-0
Miscellaneous Yards	0	0
Possession Time	28:40	31:20
1st Quarter	10:55	4:05
2nd Quarter	7:13	7:47
3rd Quarter	7:01	7:59
4th Quarter	3:31	11:29
Third-Down Conversions	8 of 13	4 of 11
Fourth-Down Conversions	0 of 2	1 of 1
Red-Zone Scores-Chances	3-4	5-6
Touchdowns	2-4	3-6
Field goals	1-4	2-6
Sacks By: Number-Yards	1-1	1-7
PAT Kicks	3-3	5-5
Field Goals	1-1	2-3



**Individual Statistics (Final)**  
**2011 University of Virginia Football**  
**Virginia vs Auburn (Dec 31, 2011 at Atlanta, Georgia)**

**Virginia**

<b>Rushing</b>	<b>No.</b>	<b>Gain</b>	<b>Loss</b>	<b>Net</b>	<b>TD</b>	<b>Lg</b>	<b>Avg</b>
Kevin Parks	11	53	5	48	1	23	4.4
Clifton Richardson	6	33	0	33	0	17	5.5
Perry Jones	8	32	0	32	0	14	4.0
Darius Jennings	1	5	0	5	0	5	5.0
Max Milien	1	5	0	5	0	5	5.0
Jacob Hodges	1	3	0	3	0	3	3.0
Michael Rocco	2	4	7	-3	0	4	-1.5
<b>Totals</b>	<b>30</b>	<b>135</b>	<b>12</b>	<b>123</b>	<b>1</b>	<b>23</b>	<b>4.1</b>

<b>Passing</b>	<b>C-A-I</b>	<b>Yds</b>	<b>TD</b>	<b>Long</b>	<b>Sack</b>
Michael Rocco	26-41-1	312	2	29	1
<b>Totals</b>	<b>26-41-1</b>	<b>312</b>	<b>2</b>	<b>29</b>	<b>1</b>

<b>Receiving</b>	<b>No.</b>	<b>Yards</b>	<b>TD</b>	<b>Long</b>
Perry Jones	7	90	0	25
Kris Burd	6	103	2	27
Darius Jennings	4	35	0	17
Ray Keys	2	24	0	14
Max Milien	2	23	0	19
Colter Phillips	2	7	0	5
Dominique Terrell	1	29	0	29
Matt Snyder	1	5	0	5
Kevin Parks	1	-4	0	0
<b>Totals</b>	<b>26</b>	<b>312</b>	<b>2</b>	<b>29</b>

<b>Punting</b>	<b>No.</b>	<b>Yds</b>	<b>Avg</b>	<b>Long</b>	<b>In20</b>	<b>TB</b>
Jimmy Howell	1	39	39.0	39	1	0
TEAM	0	0	0.0	0	0	0
<b>Totals</b>	<b>1</b>	<b>39</b>	<b>39.0</b>	<b>39</b>	<b>1</b>	<b>0</b>

<b>Returns</b>	<b>Punt</b>			<b>Kickoff</b>			<b>Intercept</b>		
	<b>No</b>	<b>Yds</b>	<b>Lg</b>	<b>No</b>	<b>Yds</b>	<b>Lg</b>	<b>No</b>	<b>Yds</b>	<b>Lg</b>
Darius Jennings	0	0	0	2	51	30	0	0	0
Khalek Shepherd	0	0	0	1	22	22	0	0	0
<b>Totals</b>	<b>0</b>	<b>0</b>	<b>0</b>	<b>3</b>	<b>73</b>	<b>30</b>	<b>0</b>	<b>0</b>	<b>0</b>

<b>Field goals</b>	<b>Qtr</b>	<b>Time</b>	<b>Dist</b>	<b>Result</b>
Robert Randolph	2nd	00:00	24 yards	Good

<b>Kickoffs</b>	<b>No.</b>	<b>Yards</b>	<b>Avg</b>	<b>TB</b>	<b>OB</b>
Jimmy Howell	1	57	57.0	0	0
Chris Hinkebein	4	261	65.2	1	1

<b>All-purpose</b>	<b>Run</b>	<b>Rcv</b>	<b>KR</b>	<b>PR</b>	<b>IR</b>	<b>Total</b>
Perry Jones	32	90	0	0	0	122
Kris Burd	0	103	0	0	0	103
Darius Jennings	5	35	51	0	0	91
Kevin Parks	48	-4	0	0	0	44

**Auburn**

<b>Rushing</b>	<b>No.</b>	<b>Gain</b>	<b>Loss</b>	<b>Net</b>	<b>TD</b>	<b>Lg</b>	<b>Avg</b>
Onterio McCalebb	10	114	5	109	1	60	10.9
Tre Mason	9	64	0	64	1	22	7.1
Kiehl Frazier	16	58	3	55	2	13	3.4
Barrett Trotter	5	32	0	32	0	12	6.4
Quan Bray	1	16	0	16	0	16	16.0
Clint Moseley	1	0	1	-1	0	0	-1.0
TEAM	2	0	2	-2	0	0	-1.0
<b>Totals</b>	<b>44</b>	<b>284</b>	<b>11</b>	<b>273</b>	<b>4</b>	<b>60</b>	<b>6.2</b>

<b>Passing</b>	<b>C-A-I</b>	<b>Yds</b>	<b>TD</b>	<b>Long</b>	<b>Sack</b>
Barrett Trotter	11-18-0	175	1	50	0
Clint Moseley	1-4-0	6	0	6	1
Quan Bray	0-1-0	0	0	0	0
<b>Totals</b>	<b>12-23-0</b>	<b>181</b>	<b>1</b>	<b>50</b>	<b>1</b>

<b>Receiving</b>	<b>No.</b>	<b>Yards</b>	<b>TD</b>	<b>Long</b>
Emory Blake	6	108	0	50
Quan Bray	3	12	0	13
Onterio McCalebb	2	53	1	28
Jay Wisner	1	8	0	8
<b>Totals</b>	<b>12</b>	<b>181</b>	<b>1</b>	<b>50</b>

<b>Punting</b>	<b>No.</b>	<b>Yds</b>	<b>Avg</b>	<b>Long</b>	<b>In20</b>	<b>TB</b>
Steven Clark	3	147	49.0	52	1	1
<b>Totals</b>	<b>3</b>	<b>147</b>	<b>49.0</b>	<b>52</b>	<b>1</b>	<b>1</b>

<b>Returns</b>	<b>Punt</b>			<b>Kickoff</b>			<b>Intercept</b>		
	<b>No</b>	<b>Yds</b>	<b>Lg</b>	<b>No</b>	<b>Yds</b>	<b>Lg</b>	<b>No</b>	<b>Yds</b>	<b>Lg</b>
Garrett Harper	1	16	0	0	0	0	0	0	0
Quan Bray	1	0	0	2	74	62	0	0	0
Angelo Blackson	1	1	0	0	0	0	0	0	0
Jake Holland	0	0	0	0	0	0	1	5	5
Onterio McCalebb	0	0	0	1	18	18	0	0	0
<b>Totals</b>	<b>3</b>	<b>17</b>	<b>0</b>	<b>3</b>	<b>92</b>	<b>62</b>	<b>1</b>	<b>5</b>	<b>5</b>

<b>Field goals</b>	<b>Qtr</b>	<b>Time</b>	<b>Dist</b>	<b>Result</b>
Cody Parkey	1st	02:31	44 yards	Missed
Cody Parkey	3rd	00:47	45 yards	Good
Cody Parkey	4th	08:09	37 yards	Good

<b>Kickoffs</b>	<b>No.</b>	<b>Yards</b>	<b>Avg</b>	<b>TB</b>	<b>OB</b>
Cody Parkey	7	488	69.7	4	0

<b>All-purpose</b>	<b>Run</b>	<b>Rcv</b>	<b>KR</b>	<b>PR</b>	<b>IR</b>	<b>Total</b>
Onterio McCalebb	109	53	18	0	0	180
Emory Blake	0	108	0	0	0	108
Quan Bray	16	12	74	0	0	102
Tre Mason	64	0	0	0	0	64

FUMBLES: Virginia-Perry Jones 1-1. Auburn-Onterio McCalebb 1-0; TEAM 1-0.





**Defensive Statistics (Final)**  
**2011 University of Virginia Football**  
**Virginia vs Auburn (Dec 31, 2011 at Atlanta, Georgia)**



##	Virginia	Solo	Ast	Total	Sacks-Yds	TFL-Yds	FF	FR-Yds	Int-Yds	BrUp	Blks	QBH
52	Aaron Taliaferro	8	1	9	-	1.0-4	-	-	-	1	-	-
9	LaRoy Reynolds	7	0	7	-	1.0-3	-	-	-	-	-	-
23	Dom Joseph	5	1	6	-	1.0-1	-	-	-	-	-	-
7	Corey Mosley	4	2	6	-	-	-	-	-	-	-	-
1	Demetrious Nicholson	4	0	4	-	-	1	-	-	-	-	-
44	Henry Coley	3	1	4	-	1.0-2	-	-	-	-	-	-
86	Ray Keys	3	0	3	-	-	-	-	-	-	-	-
56	Cam Johnson	2	1	3	-	-	-	-	-	-	-	-
94	Matt Conrath	2	0	2	1.0-1	1.0-1	-	-	-	1	-	-
99	Brent Urban	2	0	2	-	1.0-1	-	-	-	-	-	-
90	Jake Snyder	2	0	2	-	-	-	-	-	-	-	-
4	Rodney McLeod	2	0	2	-	-	-	-	-	-	-	-
96	Nick Jenkins	1	0	1	-	-	-	-	-	-	-	-
93	Will Hill	1	0	1	-	-	-	-	-	-	-	-
2	Dominique Terrell	1	0	1	-	-	-	-	-	-	-	-
21	Brandon Phelps	1	0	1	-	-	-	-	-	-	-	-
39	Tucker Windle	1	0	1	-	-	-	-	-	-	-	-
30	Daquan Romero	1	0	1	-	-	-	-	-	-	-	-
Totals		50	6	56	1.0-1	6.0-12	1	0-0	0-0	2	0	0

##	Auburn	Solo	Ast	Total	Sacks-Yds	TFL-Yds	FF	FR-Yds	Int-Yds	BrUp	Blks	QBH
15	Neiko Thorpe	8	0	8	-	-	-	-	-	1	-	-
11	Chris Davis	7	1	8	-	-	1	-	-	1	-	-
25	Daren Bates	5	3	8	-	1.5-5	-	-	-	-	-	-
6	Jonathon Mincy	6	0	6	-	-	-	-	-	-	-	-
12	Demetruce McNeal	4	0	4	-	-	-	-	-	-	-	-
21	Eltoro Freeman	4	0	4	-	-	-	-	-	-	-	-
55	Corey Lemonier	3	0	3	-	-	-	-	-	-	-	-
27	Robenson Therezie	2	0	2	-	1.0-1	-	-	-	-	-	-
5A	Jake Holland	2	0	2	-	-	-	-	1-5	-	-	-
24	Ryan Smith	2	0	2	-	1.0-4	-	1-0	-	-	-	-
32	Jermaine Whitehead	2	0	2	-	-	-	-	-	-	-	-
35	Jonathan Evans	1	1	2	-	-	-	-	-	-	-	-
54	Jeffrey Whitaker	1	1	2	-	0.5-0	-	-	-	-	-	-
13	Craig Sanders	1	0	1	-	-	-	-	-	-	-	-
90	Gabe Wright	1	0	1	1.0-7	1.0-7	-	-	-	-	-	-
10	LaDarius Owens	1	0	1	-	-	-	-	-	-	-	-
92	Kenneth Carter	0	0	0	-	-	-	-	-	1	-	-
98	Angelo Blackson	0	0	0	-	-	-	-	-	-	1	-
86	Garrett Harper	0	0	0	-	-	-	-	-	-	1	-
T	TEAM	0	0	0	-	-	-	-	-	-	-	-
Totals		50	6	56	1.0-7	5.0-17	1	1-0	1-5	3	2	0



**Drive Chart (By Team) (Final)**  
**2011 University of Virginia Football**  
**Virginia vs Auburn (Dec 31, 2011 at Atlanta, Georgia)**



Team	Qtr	Drive Started			Drive Ended			Consumed	
		Spot	Time	Obtained	Spot	Time	How lost	PI - Yds	TOP
VA	1st	V20	15:00	Kickoff	A46	11:11	Punt	9 - 34	3:49
VA		V36	09:49	Punt	A00	08:05	*TOUCHDOWN	5 - 64	1:44
VA		V20	07:09	Punt	V31	04:33	Punt	6 - 11	2:36
VA		V20	04:02	Kickoff	V32	03:47	Fumble	2 - 12	0:15
VA		V27	02:31	Missed FG	A00	12:59	*TOUCHDOWN	10 - 73	4:32
VA	2nd	V20	08:44	Kickoff	A12	04:31	Downs	10 - 68	4:13
VA		V30	00:54	Kickoff	A07	15:00	*FIELD GOAL	6 - 63	0:54
VA	3rd	V21	11:04	Kickoff	A00	06:20	*TOUCHDOWN	10 - 79	4:44
VA		V06	03:22	Punt	V01	01:57	*SAFETY	3 - (5)	1:25
VA		V20	00:47	Kickoff	A33	12:41	Downs	8 - 47	3:06
VA	4th	V24	08:04	Kickoff	V38	06:57	Interception	3 - 14	1:07

Virginia	1st Qtr	2nd Qtr	3rd Qtr	4th Qtr	1st Half	2nd Half	Total
Time of possession	10:55	07:13	07:01	03:31	18:08	10:32	28:40
3rd down conversions	4-6	2-3	2-3	0-1	6-9	2-4	8-13
Average field position	V24	V25	V15	V24	V24	V17	V22
4th down conversions	0-0	0-1	0-0	0-1	0-1	0-1	0-2

Team	Qtr	Drive Started			Drive Ended			Consumed	
		Spot	Time	Obtained	Spot	Time	How lost	PI - Yds	TOP
AU	1st	A07	11:11	Punt	A12	09:49	Punt	3 - 5	1:22
AU		A40	08:05	Kickoff	V48	07:09	Punt	4 - 12	0:56
AU		V15	04:33	Punt	V00	04:02	*TOUCHDOWN	2 - 15	0:31
AU		V32	03:47	Fumble	V27	02:31	Missed FG	4 - 5	1:16
AU	2nd	A15	12:55	Kickoff	V00	10:33	*TOUCHDOWN	6 - 85	2:22
AU		A41	10:32	Kickoff	V00	08:44	*TOUCHDOWN	5 - 59	1:48
AU		A12	04:31	Downs	V00	00:59	*TOUCHDOWN	9 - 88	3:32
AU	3rd	A20	15:00	Kickoff	V00	11:09	*TOUCHDOWN	9 - 80	3:51
AU		A25	06:16	Kickoff	A47	03:22	Punt	5 - 22	2:54
AU		V15	01:46	Kickoff	V28	00:47	*FIELD GOAL	4 - (13)	0:59
AU	4th	A33	12:41	Downs	V20	08:09	*FIELD GOAL	8 - 47	4:32
AU		V40	06:57	Interception	V06	00:00	End of half	11 - 34	6:57

Auburn	1st Qtr	2nd Qtr	3rd Qtr	4th Qtr	1st Half	2nd Half	Total
Time of possession	04:05	07:47	07:59	11:29	11:52	19:28	31:20
3rd down conversions	0-3	2-2	0-2	2-4	2-5	2-6	4-11
Average field position	A50	A22	A43	A46	A38	A44	A40
4th down conversions	0-0	0-0	0-0	1-1	0-0	1-1	1-1



**Drive Chart (By Quarter) (Final)**  
**2011 University of Virginia Football**  
**Virginia vs Auburn (Dec 31, 2011 at Atlanta, Georgia)**



Team	Qtr	Drive Started			Drive Ended			Consumed	
		Spot	Time	Obtained	Spot	Time	How lost	PI - Yds	TOP
VA	1st	V20	15:00	Kickoff	A46	11:11	Punt	9 - 34	3:49
AU		A07	11:11	Punt	A12	09:49	Punt	3 - 5	1:22
VA		V36	09:49	Punt	A00	08:05	*TOUCHDOWN	5 - 64	1:44
AU		A40	08:05	Kickoff	V48	07:09	Punt	4 - 12	0:56
VA		V20	07:09	Punt	V31	04:33	Punt	6 - 11	2:36
AU		V15	04:33	Punt	V00	04:02	*TOUCHDOWN	2 - 15	0:31
VA		V20	04:02	Kickoff	V32	03:47	Fumble	2 - 12	0:15
AU		V32	03:47	Fumble	V27	02:31	Missed FG	4 - 5	1:16
VA		V27	02:31	Missed FG	A00	12:59	*TOUCHDOWN	10 - 73	4:32
AU		2nd	A15	12:55	Kickoff	V00	10:33	*TOUCHDOWN	6 - 85
AU	A41		10:32	Kickoff	V00	08:44	*TOUCHDOWN	5 - 59	1:48
VA		V20	08:44	Kickoff	A12	04:31	Downs	10 - 68	4:13
AU		A12	04:31	Downs	V00	00:59	*TOUCHDOWN	9 - 88	3:32
VA		V30	00:54	Kickoff	A07	15:00	*FIELD GOAL	6 - 63	0:54
AU		3rd	A20	15:00	Kickoff	V00	11:09	*TOUCHDOWN	9 - 80
VA	V21		11:04	Kickoff	A00	06:20	*TOUCHDOWN	10 - 79	4:44
AU		A25	06:16	Kickoff	A47	03:22	Punt	5 - 22	2:54
VA		V06	03:22	Punt	V01	01:57	*SAFETY	3 - (5)	1:25
AU		V15	01:46	Kickoff	V28	00:47	*FIELD GOAL	4 - (13)	0:59
VA		V20	00:47	Kickoff	A33	12:41	Downs	8 - 47	3:06
AU	4th	A33	12:41	Downs	V20	08:09	*FIELD GOAL	8 - 47	4:32
VA		V24	08:04	Kickoff	V38	06:57	Interception	3 - 14	1:07
AU		V40	06:57	Interception	V06	00:00	End of half	11 - 34	6:57



**Participation Report (Final)**  
**2011 University of Virginia Football**  
**Virginia vs Auburn (Dec 31, 2011 at Atlanta, Georgia)**



**Virginia**

<b>Pos</b>	<b>##</b>	<b>OFFENSE</b>
WR	18	Kris Burd
LT	72	Oday Aboushi
LG	63	Austin Pasztor
C	68	Anthony Mihota
RG	70	Luke Bowanko
RT	78	Morgan Moses
TE	89	Colter Phillips
WR	20	Tim Smith
FB	36	Max Milien
QB	16	Michael Rocco
TB	33	Perry Jones

<b>Pos</b>	<b>##</b>	<b>DEFENSE</b>
DE	94	Matt Conrath
DT	93	Will Hill
DT	96	Nick Jenkins
DE	56	Cam Johnson
OLB	52	Aaron Taliaferro
ILB	44	Henry Coley
OLB	9	LaRoy Reynolds
CB	1	Demetrious Nicholson
CB	23	Dom Joseph
FS	7	Corey Mosley
SS	4	Rodney McLeod

**Auburn**

<b>Pos</b>	<b>##</b>	<b>OFFENSE</b>
WR	80	Emory Blake
WR	85	Travante Stallworth
LT	77	A.J. Greene
LG	62	Chad Slade
C	50	Reese Dismukes
RG	71	John Sullen
RT	75	Brandon Mosley
WR	9	Quindarius Carr
RB	23	Onterio McCalebb
QB	1C	Clint Moseley
HB	43	Philip Lutzenkirchen

<b>Pos</b>	<b>##</b>	<b>DEFENSE</b>
DE	55	Corey Lemonier
DT	54	Jeffrey Whitaker
DT	90	Gabe Wright
DE	94	Nosa Eguae
OLB	35	Jonathan Evans
MLB	21	Eltoro Freeman
OLB	25	Daren Bates
CB	11	Chris Davis
CB	6	Jonathon Mincy
FS	15	Neiko Thorpe
SS	12	Demetruc McNeal

Virginia: 2R-Brendan Morgan, 2J-Jacob Hodges, 2-Dominique Terrell, 3-Robert Randolph, 4F-Matt Fortin, 6-Darius Jennings, 7M-Kyle McCartin, 8-Jimmy Howell, 10-Clifton Richardson, 11-Chris Hinkebein, 14-Matt Snyder, 17-Miles Gooch, 21-Brandon Phelps, 22-Drequan Hoskey, 25-Kevin Parks, 27-Rijo Walker, 28-Anthony Harris, 29-D.J. Hill, 30-Daquan Romero, 34-Terence Fells-Danzer, 37-LoVante Battle, 38-Khalek Shepherd, 39-Tucker Windle, 42-Brian Oden, 43-Kameron Mack, 54-Justin Renfrow, 71-Matt Mihalik, 79-Sean Cascarano, 81-Jeremiah Mathis, 83-Jake McGee, 86-Ray Keys, 87-Zachary Swanson, 88-Paul Freedman, 90-Jake Snyder, 91-Thompson Brown, 98-Chris Brathwaite, 99-Brent Urban.

Auburn: 1D-Erique Florence, 1-Trovon Reed, 1A-Kiehl Frazier, 1B-Brandon Fulse, 2C-Tre Mason, 3-DeAngelo Benton, 4-Quan Bray, 5A-Jake Holland, 6B-Tunde Fariyike, 10-LaDarius Owens, 13-Craig Sanders, 14-Barrett Trotter, 19-Ryan White, 20-Drew Cole, 24-Ryan Smith, 26-Justin Garrett, 27-Robenson Therezie, 30-Steven Clark, 32-Jermaine Whitehead, 36-Cody Parkey, 38-Jawara White, 40-Chris Humphries, 58-Harris Gaston, 60-Eric Mack, 61-Josh Harris, 63-Blake Burgess, 73-Greg Robinson, 74-Jamar Travis, 81-C.J. Uzomah, 84-Jay Wisner, 86-Garrett Harper, 89-Jaylon Denson, 91-Joel Bonomolo, 92-Kenneth Carter, 98-Angelo Blackson.



## Play-by-Play Summary (1st quarter) Virginia vs Auburn (Dec 31, 2011 at Atlanta, Georgia)



Virginia wins the toss and elects to receive.

Auburn will kick off and defend the west goal.

1-10	VA 30	AU ball on AU30. Cody Parkey kickoff 70 yards to the VA0, touchback.	
1-10	VA 20	Rocco,M pass complete to Phillips,C for 2 yards to the VA22.	
2-8	VA 22	Jones,P rush for 1 yard to the VA23, out-of-bounds (D. McNeal).	
3-7	VA 23	Rocco,M pass complete to Burd,K for 11 yards to the VA34, 1ST DOWN VA, out-of-bounds (Jonathon Mincy).	P1
1-10	VA 34	Rocco,M pass incomplete to Smith,T.	
2-10	VA 34	Parks,K rush for 2 yards to the VA36 (Daren Bates;Jonathan Evans).	
3-8	VA 36	Rocco,M pass complete to Jones,P for 14 yards to the 50 yardline, 1ST DOWN VA, out-of-bounds (J. Whitehead).	P2
1-10	VA 50	Rocco,M pass incomplete to Burd,K.	
2-10	VA 50	Parks,K rush for 4 yards to the AU46 (Daren Bates).	
3-6	AU 46	Rocco,M pass incomplete to Jones,P (Neiko Thorpe).	
4-6	AU 46	Howell,J punt 39 yards to the AU7, Quan Bray return 0 yards to the AU7 (Keys,R).	
<i>9 plays, 34 yards, 3:49</i>			

**AUBURN drive start at 11:11.**

1-10	AU 07	Clint Moseley sacked for loss of 1 yard to the AU6 (Conrath,M).	
2-11	AU 06	Clint Moseley pass complete to Emory Blake for 6 yards to the AU12 (Mosley,C).	
3-5	AU 12	Clint Moseley pass incomplete to Lutzenkirchen.	
4-5	AU 12	Steven Clark punt 52 yards to the VA36, downed.	
<i>3 plays, 5 yards, 1:22</i>			

**VIRGINIA drive start at 09:49.**

1-10	VA 36	Jones,P rush for 4 yards to the VA40 (Corey Lemonier).	
2-6	VA 40	Rocco,M pass complete to Jennings,D for 10 yards to the 50 yardline, 1ST DOWN VA, out-of-bounds (Chris Davis).	P3
1-10	VA 50	Parks,K rush for 23 yards to the AU27, 1ST DOWN VA (Neiko Thorpe).	R4
1-10	AU 27	Rocco,M pass incomplete to Burd,K.	
2-10	AU 27	Rocco,M pass complete to Burd,K for 27 yards to the AU0, 1ST DOWN VA, TOUCHDOWN, clock 08:05.	P5
1-G	AU 03	Randolph,R kick attempt good.	

**Virginia 7, Auburn 0**

*5 plays, 64 yards, 1:44*

Hinkebein,C kickoff 61 yards to the AU9, out-of-bounds, AU ball on AU40.

**AUBURN drive start at 08:05.**

1-10	AU 40	O. McCalebb rush for 12 yards to the VA48, 1ST DOWN AU (Conrath,M).	R1
1-10	VA 48	Tre Mason rush for no gain to the VA48 (Hill,W).	
2-10	VA 48	Clint Moseley pass incomplete to Jay Wisner (Conrath,M).	
3-10	VA 48	Clint Moseley pass incomplete to Emory Blake (Taliaferro,A).	
4-10	VA 48	Steven Clark punt 48 yards to the VA0, touchback.	
<i>4 plays, 12 yards, 0:56</i>			

**VIRGINIA drive start at 07:09.**

1-10	VA 20	Richardson,C rush for 3 yards to the VA23 (Eltoro Freeman).	
2-7	VA 23	Richardson,C rush for no gain to the VA23 (Corey Lemonier).	
3-7	VA 23	Rocco,M pass complete to Jennings,D for 9 yards to the VA32, 1ST DOWN VA (Daren Bates;Chris Davis).	P6
1-10	VA 32	Rocco,M pass incomplete to Milien,M (Chris Davis).	
2-10	VA 32	Rocco,M pass incomplete to Jones,P.	
3-10	VA 32	Rocco,M pass complete to Jennings,D for loss of 1 yard to the VA31 (R. Therезie).	
4-11	VA 31	TEAM punt BLOCKED, recovered by AU Garrett Harper at VA15 (blocked by Garrett Harper).	
<i>6 plays, 11 yards, 2:36</i>			

**AUBURN drive start at 04:33.**

1-10	VA 15	O. McCalebb rush for 12 yards to the VA3, 1ST DOWN AU (Joseph,D).	R2
1-G	VA 03	Kiehl Frazier rush for 3 yards to the VA0, TOUCHDOWN, clock 04:02.	
1-G	VA 03	Cody Parkey kick attempt good.	

**Auburn 7, Virginia 7**

*2 plays, 15 yards, 0:31*

Cody Parkey kickoff 70 yards to the VA0, touchback.

**VIRGINIA drive start at 04:02.**

1-10	VA 20	Rocco,M pass incomplete to Freedman,P.	
2-10	VA 20	Rocco,M pass complete to Jones,P for 10 yards to the VA30, fumble forced by Chris Davis, fumble by Jones,P recovered by AU Ryan Smith at VA32.	
<i>2 plays, 12 yards, 0:15</i>			

**AUBURN drive start at 03:47.**

1-10	VA 32	Barrett Trotter pass complete to Quan Bray for loss of 3 yards to the VA35 (Reynolds,L).	
2-13	VA 35	Barrett Trotter pass incomplete to Trovon Reed.	
3-13	VA 35	Barrett Trotter pass complete to Jay Wisner for 8 yards to the VA27, out-of-bounds.	
4-5	VA 27	Cody Parkey field goal attempt from 44 MISSED - wide left, spot at VA27, clock 02:31.	



## Play-by-Play Summary (1st quarter) Virginia vs Auburn (Dec 31, 2011 at Atlanta, Georgia)



4 plays, 5 yards, 1:16

**VIRGINIA drive start at 02:31.**

1-10	VA 27	Parks,K rush for 9 yards to the VA36 (Neiko Thorpe).	
2-1	VA 36	Milien,M rush for 5 yards to the VA41, 1ST DOWN VA (Chris Davis), PENALTY AU UR (Corey Lemonier) 15 yards to the AU44, 1ST DOWN VA.	X8
1-10	AU 44	1st and 10.	
1-10	AU 44	Rocco,M pass incomplete to Terrell,D (Kenneth Carter), deadball foul, PENALTY AU personal foul 15 yards to the AU29, 1ST DOWN VA.	X9
1-10	AU 29	Jones,P rush for 2 yards to the AU27 (J. Whitehead).	
2-8	AU 27	Rocco,M pass complete to Jones,P for 7 yards to the AU20 (Corey Lemonier).	
3-1	AU 20	Parks,K rush for 1 yard to the AU19, 1ST DOWN VA (Neiko Thorpe).	R10

**END OF 1st QUARTER: Auburn 7, Virginia 7**

Quarter Summary	Score	Time Poss	1st Downs				Conversions		Rushing	Passing	Penalties
			R	P	X	T	3rd	4th			
Virginia	7	10:55	3	5	2	10	3-5	0-0	11-54	9-17-0-91	0-0
Auburn	7	04:05	2	0	0	2	0-3	0-0	5-26	3-7-0-11	2-30



## Quickie Statistics (1st quarter only) Virginia vs Auburn (Dec 31, 2011 at Atlanta, Georgia)



	VA	AU
Score	7	7
<b>FIRST DOWNS</b>	10	2
<b>RUSHES-YARDS (NET)</b>	11-54	5-26
<b>PASSING YDS (NET)</b>	91	11
Passes Att-Comp-Int	17-9-0	7-3-0
<b>TOTAL OFFENSE PLAYS-YARDS</b>	28-145	12-37
Fumble Returns-Yards	0-0	0-0
Punt Returns-Yards	0-0	2-16
Kickoff Returns-Yards	0-0	0-0
Interception Returns-Yards	0-0	0-0
Punts (Number-Avg)	2-19.5	2-50.0
Fumbles-Lost	1-1	0-0
Penalties-Yards	0-0	2-30
Possession Time	10:55	04:05
Third-Down Conversions	4 of 6	0 of 3
Fourth-Down Conversions	0 of 0	0 of 0

### Virginia

Rushing	No.	Gain	Loss	Net	TD	Lg	Avg
Kevin Parks	5	39	0	39	0	23	7.8
Perry Jones	3	7	0	7	0	4	2.3
Max Milien	1	5	0	5	0	5	5.0
Clifton Richardson	2	3	0	3	0	3	1.5

Passing	C-A-I	Yds	TD	Long	Sack
Michael Rocco	9-17-0	91	1	27	0

Receiving	No.	Yards	TD	Long
Perry Jones	3	33	0	14
Darius Jennings	3	18	0	10
Kris Burd	2	38	1	27
Colter Phillips	1	2	0	2

Punting	No.	Yds	Avg	Long	In20	TB
Jimmy Howell	1	39	39.0	39	1	0
TEAM	1	0	0.0	0	0	0

Punt Returns	No.	Yards	TD	Long

Kick Returns	No.	Yards	TD	Long

Tackles	UA-A	Total	Sacks	TFL
Matt Conrath	2-0	2	1.0	1.0
Will Hill	1-0	1	0.0	0.0
Ray Keys	1-0	1	0.0	0.0
LaRoy Reynolds	1-0	1	0.0	1.0

### Auburn

Rushing	No.	Gain	Loss	Net	TD	Lg	Avg
Onterio McCalebb	2	24	0	24	0	12	12.0
Kiehl Frazier	1	3	0	3	1	3	3.0
Tre Mason	1	0	0	0	0	0	0.0
Clint Moseley	1	0	1	-1	0	0	-1.0

Passing	C-A-I	Yds	TD	Long	Sack
Clint Moseley	1-4-0	6	0	6	1
Barrett Trotter	2-3-0	5	0	8	0

Receiving	No.	Yards	TD	Long
Jay Wisner	1	8	0	8
Emory Blake	1	6	0	6
Quan Bray	1	-3	0	0

Punting	No.	Yds	Avg	Long	In20	TB
Steven Clark	2	100	50.0	52	0	1

Punt Returns	No.	Yards	TD	Long
Quan Bray	1	0	0	0
Garrett Harper	1	16	0	0

Kick Returns	No.	Yards	TD	Long

Tackles	UA-A	Total	Sacks	TFL
Chris Davis	3-1	4	0.0	0.0
Corey Lemonier	3-0	3	0.0	0.0
Neiko Thorpe	3-0	3	0.0	0.0
Daren Bates	1-2	3	0.0	0.0

Qtr	Time	Scoring Play	V-H
1st	08:05	VA - Kris Burd 27 yd pass from Michael Rocco (Robert Randolph kick), 5-64 1:44	7 - 0
	04:02	AU - Kiehl Frazier 3 yd run (Cody Parkey kick), 2-15 0:31	7 - 7



## Play-by-Play Summary (2nd quarter) Virginia vs Auburn (Dec 31, 2011 at Atlanta, Georgia)



1-10	AU 19	Start of 2nd quarter, clock 15:00.	
1-10	AU 19	Jones,P rush for 14 yards to the AU5, 1ST DOWN VA (Neiko Thorpe).	R11
1-G	AU 05	Rocco,M pass complete to Parks,K for loss of 4 yards to the AU9 (Daren Bates).	
2-G	AU 09	Parks,K rush for 3 yards to the AU6 (Eltoro Freeman).	
3-G	AU 06	Timeout Virginia, clock 13:04.	
3-G	AU 06	Rocco,M pass complete to Burd,K for 6 yards to the AU0, TOUCHDOWN, clock 12:59.	
1-G	AU 03	Randolph,R kick attempt good.	

### Virginia 14, Auburn 7

*10 plays, 73 yards, 4:36*

Hinkebein,C kickoff 67 yards to the AU3, Quan Bray return 12 yards to the AU15 (Keys,R).

#### AUBURN drive start at 12:55.

1-10	AU 15	O. McCalebb rush for 60 yards to the VA25, 1ST DOWN AU, out-of-bounds (Nicholson,D), PENALTY VA offside defense declined.	R3
1-10	VA 25	Kiehl Frazier rush for loss of 2 yards to the VA27 (Coley,H).	
2-12	VA 27	Barrett Trotter pass complete to Emory Blake for 22 yards to the VA5, 1ST DOWN AU (Reynolds,L).	P4
1-G	VA 05	Kiehl Frazier rush for 2 yards to the VA3 (Taliaferro,A).	
2-G	VA 03	Barrett Trotter pass incomplete to Chris Davis, PENALTY AU illegal formation declined.	
3-G	VA 03	O. McCalebb rush for 3 yards to the VA0, TOUCHDOWN, clock 10:33.	
1-G	VA 03	Cody Parkey kick attempt good.	

### Auburn 14, Virginia 14

*6 plays, 85 yards, 2:23*

Cody Parkey kickoff 11 yards to the AU41, on-side kick, recovered by AU on AU41.

#### AUBURN drive start at 10:32.

1-10	AU 41	Fumble by TEAM, Kiehl Frazier rush for 4 yards to the AU45 (Reynolds,L).	
2-6	AU 45	Barrett Trotter pass complete to Emory Blake for 50 yards to the VA5, 1ST DOWN AU (Nicholson,D).	P5
1-G	VA 05	Tre Mason rush for 1 yard to the VA4 (Reynolds,L).	
2-G	VA 04	O. McCalebb rush for 3 yards to the VA1, fumble forced by Nicholson,D, fumble by O. McCalebb recovered by AU TEAM at VA1.	
3-G	VA 01	Kiehl Frazier rush for 1 yard to the VA0, TOUCHDOWN, clock 08:44.	
1-G	VA 03	Cody Parkey kick attempt good.	

### Auburn 21, Virginia 14

*5 plays, 59 yards, 1:48*

Cody Parkey kickoff 70 yards to the VA0, touchback.

#### VIRGINIA drive start at 08:44.

1-10	VA 20	Rocco,M pass complete to Jones,P for 11 yards to the VA31, 1ST DOWN VA (Daren Bates).	P12
1-10	VA 31	Richardson,C rush for 17 yards to the VA48, 1ST DOWN VA (Jonathon Mincy).	R13
1-10	VA 48	Rocco,M pass complete to Jennings,D for 17 yards to the AU35, 1ST DOWN VA.	P14
1-10	AU 35	Jones,P rush for 1 yard to the AU34 (J. Whitaker).	
2-9	AU 34	Timeout Auburn, clock 06:40.	
2-9	AU 34	Parks,K rush for loss of 1 yard to the AU35 (Daren Bates;J. Whitaker).	
3-10	AU 35	Rocco,M pass complete to Jones,P for 16 yards to the AU19, 1ST DOWN VA (Neiko Thorpe).	P15
1-10	AU 19	Richardson,C rush for 4 yards to the AU15 (D. McNeal).	
2-6	AU 15	Rocco,M pass incomplete to Milien,M.	
3-6	AU 15	Rocco,M pass incomplete to Jones,P.	
4-6	AU 15	Hodges,J rush for 3 yards to the AU12 (Chris Davis).	

*10 plays, 68 yards, 4:13*

#### AUBURN drive start at 04:31.

1-10	AU 12	Barrett Trotter pass incomplete.	
2-10	AU 12	Barrett Trotter pass complete to O. McCalebb for 28 yards to the AU40, 1ST DOWN AU, out-of-bounds (Joseph,D).	P6
1-10	AU 40	Barrett Trotter rush for 6 yards to the AU46 (Coley,H).	
2-4	AU 46	O. McCalebb rush for 6 yards to the VA48, 1ST DOWN AU (Johnson,C).	R7
1-10	VA 48	Kiehl Frazier rush for 7 yards to the VA41, out-of-bounds (Coley,H).	
2-3	VA 41	Kiehl Frazier rush for 5 yards to the VA36, 1ST DOWN AU (Urban,B).	R8
1-10	VA 36	PENALTY AU substitution infraction (Quindarius Carr) 5 yards to the VA41.	
1-15	VA 41	Quan Bray rush for 16 yards to the VA25, 1ST DOWN AU (Reynolds,L).	R9
1-10	VA 25	Barrett Trotter pass incomplete to Lutzenkirchen.	
2-10	VA 25	Timeout Auburn, clock 01:07.	
2-10	VA 25	Barrett Trotter pass complete to O. McCalebb for 25 yards to the VA0, 1ST DOWN AU, TOUCHDOWN, clock 00:59.	P10
1-G	VA 03	Cody Parkey kick attempt good.	

### Auburn 28, Virginia 14

*9 plays, 88 yards, 3:37*

Cody Parkey kickoff 70 yards to the VA0, Jennings,D return 30 yards to the VA30 (Craig Sanders).

#### VIRGINIA drive start at 00:54.

1-10	VA 30	Rocco,M pass complete to Jones,P for 5 yards to the VA35 (Eltoro Freeman).	
------	-------	--	--





**Play-by-Play Summary (2nd quarter)**  
**Virginia vs Auburn (Dec 31, 2011 at Atlanta, Georgia)**



2-5 VA 35 Rocco,M pass complete to Jones,P for 25 yards to the AU40, 1ST DOWN VA, out-of-bounds (Chris Davis) P16  
 1-10 AU 40 Timeout Auburn, clock 00:26.  
 1-10 AU 40 Rocco,M pass complete to Terrell,D for 29 yards to the AU11, 1ST DOWN VA (Jonathon Mincy) P17  
 1-10 AU 11 Rocco,M pass incomplete to Jennings,D.  
 2-10 AU 11 Rocco,M rush for 4 yards to the AU7 (Eltoro Freeman).  
 3-6 AU 07 Timeout Virginia, clock 00:05.  
 3-6 AU 07 Randolph,R field goal attempt from 24 GOOD, clock 00:00.

**Auburn 28, Virginia 17**

End of half, clock 00:00.

*6 plays, 63 yards, 0:54*

**END OF 2nd QUARTER: Auburn 28, Virginia 17**

Quarter Summary	Score	Time Poss	1st Downs				Conversions		Rushing	Passing	Penalties
			R	P	X	T	3rd	4th			
Virginia	10	07:12	2	5	0	7	2-3	0-1	8-45	8-11-0-105	0-0
Auburn	21	07:48	4	4	0	8	2-2	0-0	13-112	4-7-0-125	1-5



## Quickie Statistics (2nd quarter only) Virginia vs Auburn (Dec 31, 2011 at Atlanta, Georgia)



	VA	AU
Score	10	21
<b>FIRST DOWNS</b>	7	8
<b>RUSHES-YARDS (NET)</b>	8-45	13-112
<b>PASSING YDS (NET)</b>	105	125
Passes Att-Comp-Int	11-8-0	7-4-0
<b>TOTAL OFFENSE PLAYS-YARDS</b>	19-150	20-237
Fumble Returns-Yards	0-0	0-0
Punt Returns-Yards	0-0	0-0
Kickoff Returns-Yards	1-30	1-12
Interception Returns-Yards	0-0	0-0
Punts (Number-Avg)	0-0.0	0-0.0
Fumbles-Lost	0-0	2-0
Penalties-Yards	0-0	1-5
Possession Time	07:12	07:48
Third-Down Conversions	2 of 3	2 of 2
Fourth-Down Conversions	0 of 1	0 of 0

### Virginia

<b>Rushing</b>	No.	Gain	Loss	Net	TD	Lg	Avg
Clifton Richardson	2	21	0	21	0	17	10.5
Perry Jones	2	15	0	15	0	14	7.5
Michael Rocco	1	4	0	4	0	4	4.0
Jacob Hodges	1	3	0	3	0	3	3.0

<b>Passing</b>	C-A-I	Yds	TD	Long	Sack
Michael Rocco	8-11-0	105	1	29	0

<b>Receiving</b>	No.	Yards	TD	Long
Perry Jones	4	57	0	25
Dominique Terrell	1	29	0	29
Darius Jennings	1	17	0	17
Kris Burd	1	6	1	6

<b>Punting</b>	No.	Yds	Avg	Long	In20	TB

<b>Punt Returns</b>	No.	Yards	TD	Long

<b>Kick Returns</b>	No.	Yards	TD	Long
Darius Jennings	1	30	0	30

<b>Tackles</b>	UA-A	Total	Sacks	TFL
LaRoy Reynolds	4-0	4	0.0	0.0
Demetrius Nicholso	3-0	3	0.0	0.0
Henry Coley	3-0	3	0.0	1.0
Cam Johnson	1-0	1	0.0	0.0

### Auburn

<b>Rushing</b>	No.	Gain	Loss	Net	TD	Lg	Avg
Onterio McCalebb	4	72	0	72	1	60	18.0
Kiehl Frazier	6	19	2	17	1	7	2.8
Quan Bray	1	16	0	16	0	16	16.0
Barrett Trotter	1	6	0	6	0	6	6.0

<b>Passing</b>	C-A-I	Yds	TD	Long	Sack
Barrett Trotter	4-7-0	125	1	50	0

<b>Receiving</b>	No.	Yards	TD	Long
Emory Blake	2	72	0	50
Onterio McCalebb	2	53	1	28

<b>Punting</b>	No.	Yds	Avg	Long	In20	TB

<b>Punt Returns</b>	No.	Yards	TD	Long

<b>Kick Returns</b>	No.	Yards	TD	Long
Quan Bray	1	12	0	12

<b>Tackles</b>	UA-A	Total	Sacks	TFL
Eltoro Freeman	3-0	3	0.0	0.0
Daren Bates	2-1	3	0.0	1.5
Chris Davis	2-0	2	0.0	0.0
Jonathon Mincy	2-0	2	0.0	0.0

Qtr	Time	Scoring Play	V-H
1st	08:05	VA - Kris Burd 27 yd pass from Michael Rocco (Robert Randolph kick), 5-64 1:44	7 - 0
	04:02	AU - Kiehl Frazier 3 yd run (Cody Parkey kick), 2-15 0:31	7 - 7
2nd	12:59	VA - Kris Burd 6 yd pass from Michael Rocco (Robert Randolph kick), 10-73 4:36	7 - 0
	10:33	AU - Onterio McCalebb 3 yd run (Cody Parkey kick), 6-85 2:23	7 - 7
	08:44	AU - Kiehl Frazier 1 yd run (Cody Parkey kick), 5-59 1:48	7 - 14
	00:59	AU - Onterio McCalebb 25 yd pass from Barrett Trotter (Cody Parkey kick), 9-88 3:37	7 - 21
	00:00	VA - Robert Randolph 24 yd field goal, 6-63 0:54	10 - 21



## Play-by-Play Summary (3rd quarter) Virginia vs Auburn (Dec 31, 2011 at Atlanta, Georgia)



Start of 3rd quarter, clock 15:00, VA ball on VA30.  
Hinkebein,C kickoff 70 yards to the AU0, touchback.

### AUBURN drive start at 15:00.

1-10	AU 20	Kiehl Frazier rush for 6 yards to the AU26 (Taliaferro,A).	
2-4	AU 26	Kiehl Frazier rush for 13 yards to the AU39, 1ST DOWN AU (Johnson,C;Mosley,C).	R11
1-10	AU 39	Tre Mason rush for 11 yards to the 50 yardline, 1ST DOWN AU (Reynolds,L).	R12
1-10	AU 50	Barrett Trotter rush for no gain to the 50 yardline, out-of-bounds (Jenkins,N).	
2-10	AU 50	Barrett Trotter pass complete to Emory Blake for 18 yards to the VA32, 1ST DOWN AU (Joseph,D).	P13
1-10	VA 32	O. McCalebb rush for loss of 1 yard to the VA33, out-of-bounds (Joseph,D).	
2-11	VA 33	Tre Mason rush for 11 yards to the VA22, 1ST DOWN AU (Mosley,C).	R14
1-10	VA 22	Quan Bray pass incomplete to T. Stallworth.	
2-10	VA 22	Tre Mason rush for 22 yards to the VA0, 1ST DOWN AU, TOUCHDOWN, clock 11:09.	R15
1-G	VA 03	Cody Parkey kick attempt good.	

### Auburn 35, Virginia 17

*9 plays, 80 yards, 3:56*

Cody Parkey kickoff 70 yards to the VA0, Jennings,D return 21 yards to the VA21 (D. McNeal).

### VIRGINIA drive start at 11:04.

1-10	VA 21	Jennings,D rush for 5 yards to the VA26, out-of-bounds (Chris Davis).	
2-5	VA 26	Rocco,M pass complete to Milien,M for 4 yards to the VA30 (Neiko Thorpe).	
3-1	VA 30	Parks,K rush for 3 yards to the VA33, 1ST DOWN VA (Neiko Thorpe).	R18
1-10	VA 33	Parks,K rush for 7 yards to the VA40 (Jonathon Mincy).	
2-3	VA 40	Rocco,M pass complete to Burd,K for 21 yards to the AU39, 1ST DOWN VA (Ryan Smith).	P19
1-10	AU 39	Jones,P rush for 4 yards to the AU35 (LaDarius Owens).	
2-6	AU 35	Rocco,M pass complete to Snyder,M for 5 yards to the AU30 (Jonathan Evans).	
3-1	AU 30	Rocco,M pass complete to Milien,M for 19 yards to the AU11, 1ST DOWN VA, out-of-bounds (Neiko Thorpe).	P20
1-10	AU 11	Rocco,M pass complete to Keys,R for 10 yards to the AU1, 1ST DOWN VA (R. Therezie).	P21
1-G	AU 01	Timeout Auburn, clock 06:25.	
1-G	AU 01	Parks,K rush for 1 yard to the AU0, TOUCHDOWN, clock 06:20.	
1-G	AU 03	Randolph,R kick attempt good.	

### Auburn 35, Virginia 24

*10 plays, 79 yards, 4:48*

Hinkebein,C kickoff 63 yards to the AU7, O. McCalebb return 18 yards to the AU25 (Keys,R).

### AUBURN drive start at 06:16.

1-10	AU 25	Kiehl Frazier rush for 2 yards to the AU27 (Snyder,J).	
2-8	AU 27	PENALTY VA offside defense (Reynolds,L) 5 yards to the AU32.	
2-3	AU 32	Barrett Trotter rush for 10 yards to the AU42, 1ST DOWN AU (Reynolds,L).	R16
1-10	AU 42	O. McCalebb rush for no gain to the AU42 (Mosley,C;Taliaferro,A).	
2-10	AU 42	Kiehl Frazier rush for 5 yards to the AU47 (Windle,T).	
3-5	AU 47	Barrett Trotter pass incomplete to Emory Blake, dropped pass.	
4-5	AU 47	Steven Clark punt 47 yards to the VA6, downed.	

*5 plays, 22 yards, 2:54*

### VIRGINIA drive start at 03:22.

1-10	VA 06	Jones,P rush for 2 yards to the VA8 (Jake Holland).	
2-8	VA 08	Rocco,M pass incomplete to Jones,P.	
3-8	VA 08	Rocco,M sacked for loss of 7 yards to the VA1 (Gabe Wright).	
4-15	VA 01	TEAM punt BLOCKED, recovered by VA TEAM at VA0, TEAM safety, clock 01:57 (blocked by Angelo Blackson).	

### Auburn 37, Virginia 24

*3 plays, minus 5 yards, 1:36*

Howell,J kickoff 57 yards to the AU23, Quan Bray return 62 yards to the VA15, out-of-bounds (Phelps,B).

### AUBURN drive start at 01:46.

1-10	VA 15	Barrett Trotter pass incomplete to Lutzenkirchen.	
2-10	VA 15	Barrett Trotter pass incomplete to O. McCalebb.	
3-10	VA 15	Barrett Trotter pass complete to Emory Blake for 7 yards to the VA8 (Joseph,D), deadball foul, PENALTY AU personal foul (Trovon Reed) 15 yards to the VA23.	
4-18	VA 23	Timeout Auburn, clock 00:52.	
4-18	VA 23	4th and 18.	
4-18	VA 23	PENALTY AU false start (Chad Slade) 5 yards to the VA28.	
4-23	VA 28	Cody Parkey field goal attempt from 45 GOOD, clock 00:47.	

### Auburn 40, Virginia 24

*4 plays, minus 13 yards, 0:59*

Cody Parkey kickoff 70 yards to the VA0, touchback.

### VIRGINIA drive start at 00:47.

1-10	VA 20	Rocco,M pass complete to Burd,K for 19 yards to the VA39, 1ST DOWN VA (Jake Holland).	P22
1-10	VA 39	Jones,P rush for 4 yards to the VA43 (Daren Bates).	



**Play-by-Play Summary (3rd quarter)**  
**Virginia vs Auburn (Dec 31, 2011 at Atlanta, Georgia)**



**END OF 3rd QUARTER: Auburn 40, Virginia 24**

Quarter Summary	Score	Time Poss	1st Downs				Conversions		Rushing	Passing	Penalties
			R	P	X	T	3rd	4th			
Virginia	7	07:11	1	4	0	5	2-3	0-0	8-19	6-7-0-78	1-5
Auburn	12	07:49	5	1	0	6	0-2	0-0	11-79	2-6-0-25	2-20



## Quickie Statistics (3rd quarter only) Virginia vs Auburn (Dec 31, 2011 at Atlanta, Georgia)



	VA	AU
Score	7	12
<b>FIRST DOWNS</b>	5	6
<b>RUSHES-YARDS (NET)</b>	8-19	11-79
<b>PASSING YDS (NET)</b>	78	25
Passes Att-Comp-Int	7-6-0	6-2-0
<b>TOTAL OFFENSE PLAYS-YARDS</b>	15-97	17-104
Fumble Returns-Yards	0-0	0-0
Punt Returns-Yards	0-0	1-1
Kickoff Returns-Yards	1-21	2-80
Interception Returns-Yards	0-0	0-0
Punts (Number-Avg)	1-0.0	1-47.0
Fumbles-Lost	0-0	0-0
Penalties-Yards	1-5	2-20
Possession Time	07:11	07:49
Third-Down Conversions	2 of 3	0 of 2
Fourth-Down Conversions	0 of 0	0 of 0

### Virginia

<b>Rushing</b>	No.	Gain	Loss	Net	TD	Lg	Avg
Kevin Parks	3	11	0	11	1	7	3.7
Perry Jones	3	10	0	10	0	4	3.3
Darius Jennings	1	5	0	5	0	5	5.0
Michael Rocco	1	0	7	-7	0	0	-7.0

<b>Passing</b>	C-A-I	Yds	TD	Long	Sack
Michael Rocco	6-7-0	78	0	21	1

<b>Receiving</b>	No.	Yards	TD	Long
Kris Burd	2	40	0	21
Max Milien	2	23	0	19
Ray Keys	1	10	0	10
Matt Snyder	1	5	0	5

<b>Punting</b>	No.	Yds	Avg	Long	In20	TB
TEAM	1	0	0.0	0	0	0

<b>Punt Returns</b>	No.	Yards	TD	Long

<b>Kick Returns</b>	No.	Yards	TD	Long
Darius Jennings	1	21	0	21

<b>Tackles</b>	UA-A	Total	Sacks	TFL
Dom Joseph	3-0	3	0.0	1.0
Corey Mosley	1-2	3	0.0	0.0
LaRoy Reynolds	2-0	2	0.0	0.0

### Auburn

<b>Rushing</b>	No.	Gain	Loss	Net	TD	Lg	Avg
Tre Mason	3	44	0	44	1	22	14.7
Kiehl Frazier	4	26	0	26	0	13	6.5
Barrett Trotter	2	10	0	10	0	10	5.0
Onterio McCalebb	2	0	1	-1	0	0	-0.5

<b>Passing</b>	C-A-I	Yds	TD	Long	Sack
Barrett Trotter	2-5-0	25	0	18	0
Quan Bray	0-1-0	0	0	0	0

<b>Receiving</b>	No.	Yards	TD	Long
Emory Blake	2	25	0	18

<b>Punting</b>	No.	Yds	Avg	Long	In20	TB
Steven Clark	1	47	47.0	47	1	0

<b>Punt Returns</b>	No.	Yards	TD	Long
Angelo Blackson	1	1	0	0

<b>Kick Returns</b>	No.	Yards	TD	Long
Onterio McCalebb	1	18	0	18
Quan Bray	1	62	0	62

<b>Tackles</b>	UA-A	Total	Sacks	TFL
Neiko Thorpe	3-0	3	0.0	0.0
Jake Holland	2-0	2	0.0	0.0
Gabe Wright	1-0	1	1.0	1.0

Qtr	Time	Scoring Play	V-H
1st	08:05	VA - Kris Burd 27 yd pass from Michael Rocco (Robert Randolph kick), 5-64 1:44	7 - 0
	04:02	AU - Kiehl Frazier 3 yd run (Cody Parkey kick), 2-15 0:31	7 - 7
2nd	12:59	VA - Kris Burd 6 yd pass from Michael Rocco (Robert Randolph kick), 10-73 4:36	14 - 7
	10:33	AU - Onterio McCalebb 3 yd run (Cody Parkey kick), 6-85 2:23	14 - 14
	08:44	AU - Kiehl Frazier 1 yd run (Cody Parkey kick), 5-59 1:48	14 - 21
	00:59	AU - Onterio McCalebb 25 yd pass from Barrett Trotter (Cody Parkey kick), 9-88 3:37	14 - 28
	00:00	VA - Robert Randolph 24 yd field goal, 6-63 0:54	17 - 28
3rd	11:09	AU - Tre Mason 22 yd run (Cody Parkey kick), 9-80 3:56	0 - 7
	06:20	VA - Kevin Parks 1 yd run (Robert Randolph kick), 10-79 4:48	7 - 7
	01:57	AU - TEAM safety	7 - 9
	00:47	AU - Cody Parkey 45 yd field goal, 4-13 0:59	7 - 12



## Play-by-Play Summary (4th quarter) Virginia vs Auburn (Dec 31, 2011 at Atlanta, Georgia)



2-6	VA 43	Start of 4th quarter, clock 15:00.	
2-6	VA 43	Richardson,C rush for 7 yards to the 50 yardline, 1ST DOWN VA (Chris Davis).	R23
1-10	VA 50	Rocco,M pass complete to Burd,K for 19 yards to the AU31, 1ST DOWN VA (Jonathon Mincy).	P24
1-10	AU 31	Richardson,C rush for 2 yards to the AU29 (Daren Bates).	
2-8	AU 29	Parks,K rush for loss of 4 yards to the AU33 (Ryan Smith).	
3-12	AU 33	Rocco,M pass incomplete to Burd,K.	
4-12	AU 33	Rocco,M pass incomplete to Burd,K.	

*8 plays, 47 yards, 3:06*

### AUBURN drive start at 12:41.

1-10	AU 33	Tre Mason rush for 4 yards to the AU37 (Taliaferro,A).	
2-6	AU 37	Kiehl Frazier rush for 1 yard to the AU38 (Johnson,C).	
3-5	AU 38	O. McCalebb rush for 18 yards to the VA44, 1ST DOWN AU, out-of-bounds (McLeod,R).	R17
1-10	VA 44	Barrett Trotter pass complete to Quan Bray for 13 yards to the VA31, 1ST DOWN AU, out-of-bounds (Mosley,C), deadball foul, PENALTY VA personal foul (Mosley,C) 15 yards to the VA16, 1ST DOWN AU.	X19
		1st and 10.	
1-10	VA 16	Tre Mason rush for 3 yards to the VA13 (Taliaferro,A).	
2-7	VA 13	Kiehl Frazier rush for loss of 1 yard to the VA14 (Urban,B).	
3-8	VA 14	Barrett Trotter pass incomplete, PENALTY AU holding (O. McCalebb) 10 yards to the VA24, NO PLAY.	
3-18	VA 24	Timeout Virginia, clock 08:57.	
3-18	VA 24	Barrett Trotter rush for 4 yards to the VA20 (Taliaferro,A).	
4-14	VA 20	Cody Parkey field goal attempt from 37 GOOD, clock 08:09.	

### Auburn 43, Virginia 24

*8 plays, 47 yards, 4:37*

Cody Parkey kickoff 68 yards to the VA2, Shepherd,K return 22 yards to the VA24 (D. McNeal).

### VIRGINIA drive start at 08:04.

1-10	VA 24	Rocco,M pass complete to Phillips,C for 5 yards to the VA29.	
2-5	VA 29	PENALTY VA false start (Moses,M) 5 yards to the VA24.	
2-10	VA 24	Rocco,M pass complete to Keys,R for 14 yards to the VA38, 1ST DOWN VA, out-of-bounds (Jonathon Mincy).	P25
1-10	VA 38	Rocco,M pass intercepted by Jake Holland at the VA45, Jake Holland return 5 yards to the VA40 (Terrell,D).	

*3 plays, 14 yards, 1:07*

### AUBURN drive start at 06:57.

1-10	VA 40	O. McCalebb rush for loss of 4 yards to the VA44 (Taliaferro,A).	
2-14	VA 44	Barrett Trotter pass complete to Emory Blake for 5 yards to the VA39 (Snyder,J).	
3-9	VA 39	Barrett Trotter rush for 12 yards to the VA27, 1ST DOWN AU (Mosley,C).	R20
1-10	VA 27	Tre Mason rush for 5 yards to the VA22 (Taliaferro,A).	
2-5	VA 22	Tre Mason rush for 7 yards to the VA15, 1ST DOWN AU (Nicholson,D).	R21
1-10	VA 15	Kiehl Frazier rush for 5 yards to the VA10 (Romero,D).	
2-5	VA 10	Barrett Trotter pass complete to Quan Bray for 2 yards to the VA8 (McLeod,R).	
3-3	VA 08	Kiehl Frazier rush for 2 yards to the VA6 (Taliaferro,A).	
4-1	VA 06	Kiehl Frazier rush for 2 yards to the VA4, 1ST DOWN AU (Coley,H;Joseph,D).	R22
1-G	VA 04	TEAM rush for loss of 1 yard to the VA5.	
2-G	VA 05	TEAM rush for loss of 1 yard to the VA6.	
		End of game, clock 00:00.	

*11 plays, 34 yards, 6:57*

### FINAL SCORE: Auburn 43, Virginia 24

Quarter Summary	Score	Time Poss	1st Downs				Conversions		Rushing	Passing	Penalties
			R	P	X	T	3rd	4th			
Virginia	0	03:26	1	2	0	3	0-1	0-1	3-5	3-6-1-38	2-20
Auburn	3	11:34	4	1	1	6	2-4	1-1	15-56	3-3-0-20	1-10



## Quickie Statistics (4th quarter only) Virginia vs Auburn (Dec 31, 2011 at Atlanta, Georgia)



	VA	AU
Score	0	3
<b>FIRST DOWNS</b>	3	6
<b>RUSHES-YARDS (NET)</b>	3-5	15-56
<b>PASSING YDS (NET)</b>	38	20
Passes Att-Comp-Int	6-3-1	3-3-0
<b>TOTAL OFFENSE PLAYS-YARDS</b>	9-43	18-76
Fumble Returns-Yards	0-0	0-0
Punt Returns-Yards	0-0	0-0
Kickoff Returns-Yards	1-22	0-0
Interception Returns-Yards	0-0	1-5
Punts (Number-Avg)	0-0.0	0-0.0
Fumbles-Lost	0-0	0-0
Penalties-Yards	2-20	1-10
Possession Time	03:26	11:34
Third-Down Conversions	0 of 1	2 of 4
Fourth-Down Conversions	0 of 1	1 of 1

### Virginia

<b>Rushing</b>	No.	Gain	Loss	Net	TD	Lg	Avg
Clifton Richardson	2	9	0	9	0	7	4.5
Kevin Parks	1	0	4	-4	0	0	-4.0

<b>Passing</b>	C-A-I	Yds	TD	Long	Sack
Michael Rocco	3-6-1	38	0	19	0

<b>Receiving</b>	No.	Yards	TD	Long
Kris Burd	1	19	0	19
Ray Keys	1	14	0	14
Colter Phillips	1	5	0	5

<b>Punting</b>	No.	Yds	Avg	Long	In20	TB

<b>Punt Returns</b>	No.	Yards	TD	Long

<b>Kick Returns</b>	No.	Yards	TD	Long
Khalek Shepherd	1	22	0	22

<b>Tackles</b>	UA-A	Total	Sacks	TFL
Aaron Taliaferro	6-0	6	0.0	1.0
Rodney McLeod	2-0	2	0.0	0.0

### Auburn

<b>Rushing</b>	No.	Gain	Loss	Net	TD	Lg	Avg
Tre Mason	4	19	0	19	0	7	4.8
Barrett Trotter	2	16	0	16	0	12	8.0
Onterio McCalebb	2	18	4	14	0	18	7.0
Kiehl Frazier	5	10	1	9	0	5	1.8

<b>Passing</b>	C-A-I	Yds	TD	Long	Sack
Barrett Trotter	3-3-0	20	0	13	0

<b>Receiving</b>	No.	Yards	TD	Long
Quan Bray	2	15	0	13
Emory Blake	1	5	0	5

<b>Punting</b>	No.	Yds	Avg	Long	In20	TB

<b>Punt Returns</b>	No.	Yards	TD	Long

<b>Kick Returns</b>	No.	Yards	TD	Long

<b>Tackles</b>	UA-A	Total	Sacks	TFL
Jonathon Mincy	2-0	2	0.0	0.0
Ryan Smith	1-0	1	0.0	1.0

Qtr	Time	Scoring Play	V-H
1st	08:05	VA - Kris Burd 27 yd pass from Michael Rocco (Robert Randolph kick), 5-64 1:44	7 - 0
	04:02	AU - Kiehl Frazier 3 yd run (Cody Parkey kick), 2-15 0:31	7 - 7
2nd	12:59	VA - Kris Burd 6 yd pass from Michael Rocco (Robert Randolph kick), 10-73 4:36	14 - 7
	10:33	AU - Onterio McCalebb 3 yd run (Cody Parkey kick), 6-85 2:23	14 - 14
	08:44	AU - Kiehl Frazier 1 yd run (Cody Parkey kick), 5-59 1:48	14 - 21
	00:59	AU - Onterio McCalebb 25 yd pass from Barrett Trotter (Cody Parkey kick), 9-88 3:37	14 - 28
	00:00	VA - Robert Randolph 24 yd field goal, 6-63 0:54	17 - 28
3rd	11:09	AU - Tre Mason 22 yd run (Cody Parkey kick), 9-80 3:56	17 - 35
	06:20	VA - Kevin Parks 1 yd run (Robert Randolph kick), 10-79 4:48	24 - 35
	01:57	AU - TEAM safety	24 - 37
	00:47	AU - Cody Parkey 45 yd field goal, 4-13 0:59	24 - 40
4th	08:09	AU - Cody Parkey 37 yd field goal, 8-47 4:37	0 - 3

# Virginia vs. Auburn – Chick-fil-A Bowl

Dec. 31 2011

## Virginia Game Notes

### Team Notes

- Virginia wore orange helmets for the first time since the 1978 season.
- The contest marked the 13th-consecutive contest that the Virginia offensive line has had the same five starters – OG Austin Pasztor, OT Oday Aboushi, OG Luke Bowanko, C Anthony Mihota and OT Morgan Moses. The last time the same five players started an entire season on the offensive line at UVa was 2004.
- Virginia finishes the season with an 8-5 record and 7-11 all-time in bowl games.

### Individual Notes

- QB Michael Rocco started his 13th-straight game, the most by a UVa quarterback since Jameel Sewell started 22 in a row over the 2006 and 2007 seasons.
- Rocco's 26 completions are a Virginia bowl record, passing Marques Hagans' 25 in the 2005 Music City Bowl.
- With 312 passing yards against Auburn, Rocco finishes the year No. 4 all-time in UVa passing for a season with 2,671. In two seasons of the Bill Lazor offense, two QBs have placed themselves in the top four for season passing. Marc Verica had 2,799 passing yards last year. Matt Schaub owns the top two passing seasons.
- Rocco's 312 passing yards marks the second time a UVa QB has tossed for 300 yards in a bowl game, trailing only Marques Hagans' 358 yards in the 2005 Music City Bowl
- Rocco's 312 passing yards marks the fifth time a UVa QB has tossed for 200 yards in a bowl game.
- Rocco surpassed the 200 yard passing mark for the seventh time on the season and in his career, placing him tied for No. 11 in the UVa annals with Scott Gardner and Symmion Willis for most 200-yard career passing games.
- WR Kris Burd's 27-yard touchdown reception in the first quarter was his second TD catch of the season and eighth of his career.
- Burd's second TD reception of the game gave the senior his first multiple TD receiving game of his career.
- Burd becomes only the third Cavalier to score two receiving touchdowns in a bowl game. Terrence Wilkins vs. Georgia in the 1998 Peach Bowl and Wali Lundy in the 2002 Continental Tire Bowl are the other two Cavaliers.
- With 103 receiving yards, Burd finishes his career with 2,190 yards, placing him No. 4 all-time in the UVa annals. Burd passed UVa's Germane Crowell (2,142) and Tyrone Davis (2,153) against Auburn.
- Burd had six receptions to finish his career with 162 receptions, solidifying himself at No. 2 in the UVa record book.
- Burd now has made at least one catch in 36 of the last 37 games for the Cavaliers (only game in that streak was 2009 contest at Miami where UVa had 75 passing yards).
- Burd has at least one reception in 28-consecutive games, dating to Nov. 14, 2009. That is the second-longest streak of games in UVa history, passing Billy McMullen (2000-02). Patrick Jeffers (1993-95) is the only Cavalier to have a longer streak of games with at least one reception (31 games).
- Burd registered his ninth career 100-yard receiving game and his fifth of 2011. Burd also had 100-yard games this year against North Carolina (110), Idaho (123), Maryland (112) and Virginia Tech (100).
- Burd has 66 receptions on the year, placing him No. 4 all-time at UVa for catches in a season.
- Burd has 913 receiving yards, placing him No. 4 all-time at UVa for receiving yards in a season.





## Postgame Quotes, 12.31.11

### AUBURN

#### Head Coach Gene Chizik

"Is the bowl win great? Absolutely. I'm so happy for them at this moment."

On the offensive calling: "We have a lot of speed starting with Ontario. We have some weapons they have 2 be concerned with at the beginning of the game."

On the offensive line: "They did a good job of knocking people off the line."

On special teams: "Our special teams play was outstanding."

On the onside kick: "We told them after the scored the 1st td we were going to do it and I forgot being concerned with the defense. But we promised we'd do it. We are kinda undefeated in that area."

"It's not just a young team. We also had 12-13 surgeries and they just came fighting back again and again. These guys just kept coming back and fighting back. Theres a lot of learning moments in 2011. That's why I think the future for auburn is extremely bright."

On offensive coordinator: He's always going to be a good friend of mine. The first thing he said to me when he got this job is I want to stay for the BG.

On running game: It all started with the OL and our running backs ran hard.

On practicing: You owe it to the guys on the team for all the hours they put in. The lord blessed me tonight allowing me to stay well and focused.

"Obviously were just thrilled to play in the game. Proud of the players and coaches. We played a really good game tonight. We beat a very good football team tonight."

"Overall these guys -- a whole locker room full -- it's all about them."

On Barrett Trotter: "Tonight he stepped up and helped auburn win its 30th game in 2 years."

On Bowl win and pregame: "I've said it before, the future is extremely bright, and this win gives a good idea of the direction we've been going in."

"I can go on and on about all these freshmen who contributed to the win tonight. I'm just happy for our players."

## **Team**

### **#94 Nosa Eguae**

On the win tonight...

"Tonight was about who was going to get the most turnovers and play the best on special teams and we were able to do that against Virginia."

On the comeback...

"The coaches told us to go out and play hard for four quarters. We wanted to finish the season off right for the seniors and we know that we have to get back to work in the offseason."

### **#84 Jay Wisner**

On the prospects for next year...

"Next year, we have to work and get better at something different every day, starting in the spring, to become a better team."

### **#23 Onterio McCalebb**

On his game tonight...

"I knew that we needed to run the ball well today as a team and we knew we had to do that to get the win."

### **#10 Kiehl Frazier**

On his maturity over the year...

"I've been able to adjust to the speed of the SEC over the season. It felt great to see the other freshmen out the tonight doing well."

### **Offensive Coordinator Gus Malzhan**

"It was really important to me to get a win tonight."

### **QB Barrett Trotter:**

"As the backup it's kind of the role I've been in lately you have to prepare to come in cold."

### **#43 Philip Lutzenkirchen:**

On the win...

"We just went out there tonight and played hard. It felt good to get a win for the seniors."

On the overall offense...

"My job tonight was blocking wide. Tonight's win will give us momentum for next year."

**On QB Barrett Trotter...**

"I'm proud of him; he didn't complain all year. He wanted to go out on a high note and he

**#90 Gabe Wright**

On the safety...

"I didn't have time to look down, but I heard the crowd going crazy and it definitely felt great."

On the coaching situation...

"Even though we didn't have a defensive or offensive coordinator, I give all props to Coach Chizik and the coaching staff for holding us together and to Coach Malzhan for coming back, even though he didn't have to."

On sending the seniors out with a win...

"I've experienced losing my last game (as a senior in high school), and I see all the smiles on their faces I know there's no better way to send them off than with a win."

**Running Back Onterio McCalebb**

On being the feature back tonight:

I've been here for three years and people say that I can't do this or I can't do that. I just wanted to go out and play my game.

On offensive coordinator Gus Malzahn's playcalling:

"He called the plays and I did what I had to do. I give him all the credit. He's an awesome coordinator."

On perception of Auburn entering tonight's game:

"We just came out here and got the job done tonight. People didn't give us much credit coming in. We knew we had to go out and do what we do."

**#4 Quan Bray**

On the punt return...

"It felt good; DeAngelo (Benton) got the block. Our special team coach always tells us that special teams win the ball game."

On switching QBs...

"We work in practice with different personnel all the time, so we're used to those types of situations."

## VIRGINIA

### **Head Coach Mike London**

On the fake field goal:

“It was wide open. Unfortunately a player tripped over the leg of someone. We came to win the game; not chess or ping pong.”

On the onside kick:

“There is an execution part to it; and we can discuss later how it occurred when it occurred. They got the ball and they made a play on it.”

On the defense at halftime:

“They were disappointed not demoralized.”

“They made plays; we didn't make plays. No one wants to make mistakes.”

“They got turnovers when they needed it and good field position.”

On Kris Burd:

He had 50+ catches this year. Hes got a bright future and I wish him the best.

We're not frustrated or disappointed over who we have. We will recruit and move forward.

On Greer in uniform but not playing:

Like I said, I'm not a dr, the drs are always in communication with chase and his family and if the opportunity presents itself, but the opportunity didn't present itself.

“I'm not looking for heroes, if they can't play I don't want them to jeopardize their futures.”

“You learn on a national stage playing a very good team.”

Congrats to auburn for playing well. This loss was tough on our seniors.

Right now this one stings a little bit because you know when you get in the game you want to win the game.

They made more plays than we did. My hats off to them.

Thanks to the fans even though it was ugly and thanks to them for traveling. This will be a very good program.

*In reference to the special teams hurting them:* That's one part of the game and it's my responsibility to make sure we play all facets of the game well.

We didn't execute like we needed to. We gave up the inches that we couldn't afford to.

## **Team**

### **Linebacker Aaron Taliaferro**

On the outcome:

“We played our best, but that didn’t cut it. It was a good physical game.”

On the Virginia fans:

“I thought the crowd was great. It gave us some momentum early on and helped both our offense and defense.”

### **Tailback Perry Jones**

On the differences between the two teams:

“During the game, we didn’t feel like they were that much better than us, but we just didn’t capitalize on our opportunities and made too many mistakes. It’s up to our offense to score more points. We just didn’t do that.”

On the future of Virginia football:

“This loss is really going to help us. Even though we didn’t win, the way we played will give us a boost for next season.”

On the fifth year seniors:

“Those guys turned this program around. I went around the locker room and told them all how much I appreciate everything they did. Now it’s up to the younger guys to step up.”

### **Linebacker Henry Coley**

On his return to the lineup after missing six games:

“That’s time that you can’t get back. I’m the type that doesn’t like to make excuses. There were opportunities I had today on the field that I wish I could have had back.”

On Auburn’s speed:

“It was more misdirection than their speed. We’ve seen speed like that from the first game to the last. They do have a bunch of dynamic players, so I do have to give props to them for that.”

### **# 16 Michael Rocco**

“Our offense did a great job putting up points in the first half but things didn’t turn out like we wanted in the second half. We played our heart out and we weren’t surprised by anything Auburn did but we just didn’t execute.”

“We tried to score more points than they did but they put a lot of them on the board and we just didn’t do enough to beat them.”

**Offensive Coordinator Bill Laser**

On the Loss:

"We just needed more points. I think some of the drives early on where we didn't get touchdowns really hurt us. I think the most frustrating part is that I think we easily could have. I had a lot of confidence. We knew we would get better and stronger as the game went on. We just didn't put enough points on the board."

**On wide receiver Kris Burd:**

"It's no surprise how well he played. He missed a lot of spring practice and training camp, so it was a slow start to the season. But we knew what he could do when he's feeling it. He's just meant so much to us over the past two years. I'm proud to have worked with him."

**Cornerback Don Joseph**

On the Auburn Offense:

"It was definitely unique. They have a talented team to execute it. The tempo of the game was really quick, and they were able to capitalize on all their opportunities."

On the conclusion to his senior season:

"The losses were tough. No one really expected anything of us. But we fought through. I'm proud of the way we were able to compete. At the end of the day, we had a successful season and helped make Virginia football relevant again. It's up to the young guys to keep it going."

**AUBURN POST-GAME NOTES**  
Auburn vs. Virginia  
Chick-fil-A Bowl  
Dec. 31, 2011 – Georgia Dome, Atlanta, Ga.

- Auburn team captains were RB Onterio McCalebb, DB Neiko Thorpe, DE Nosa Eguae, TE Philip Lutzenkirchen
- Virginia won the toss and elected to receive. Auburn defended the west end zone.
- The attendance was a sellout of 72,919.
- Onterio McCalebb was named the Chick-fil-A Bowl Offensive MVP and Chris Davis was the bowl's Defensive MVP.

### TEAM NOTES

- Auburn is 22-13-2 all-time in bowl games and has won five consecutive bowl games, a school record.
- Auburn has now won five consecutive games played in the month of December.
- Gene Chizik is 3-0 as a head coach in bowl games and 9-0 in bowl games as a coach.
- Auburn has won 30 games under Chizik in three years.
- Auburn is 2-1 all-time against Virginia and has a 119-72-8 mark against Atlantic Coast Conference schools.
- Auburn is 8-6-1 all-time in domed stadiums, including a 5-3 mark in the Georgia Dome. The Tigers have won four consecutive games inside the Georgia Dome.
- Auburn had 28 players that saw action in their first bowl game. The list includes: Trovon Reed, Quan Bray, Jonathon Mincy, Kiehl Frazier, LaDarius Owens, Brandon Fulse, Erique Florence, Barrett Trotter, Clint Moseley, Tre Mason, Justin Garrett, Robenson Threzezie, Steven Clark, Jermaine Whitehead, Cody Parkey, Jawara White, Reese Dismukes, Chad Slade, Tunde Fariyike, Brandon Moseley, A.J. Greene, C.J. Uzomah, Travante Stallworth, Garrett Harper, Jaylon Denson, Gabe Wright, Joel Bonomolo and Angelo Blackson
- Auburn's 43 points was a season-high and set a school record for points in a bowl game. The previous best for a bowl game was 38 in an overtime win over Northwestern in the 2010 Outback Bowl.
- Auburn's blocked punt in the first quarter was its first since 2010 against Arkansas (Antonio Goodwin).
- With a second blocked punt in the third quarter (Angelo Blackson), it marked the first time since 2003 against Louisiana-Monroe that Auburn blocked two or more punts in a game. Auburn blocked three in that game in 2003.
- Auburn's safety on the Angelo Blackson blocked punt in the third quarter was the Tigers first safety since the 2011 BCS National Title game against Oregon.
- The successful onside kick by Auburn in the second quarter was the Tigers' second of the season. The first came in the season opener against Utah State.
- It was Auburn's fifth consecutive successful onside kick dating back to the 2001 Chick-fil-A Bowl.
- Auburn's 28 first half points were the most since scoring 31 at home against Mississippi State on Sept. 10.
- The 28 points are an AU bowl record for first half points. The previous high was 23 against Boston College in the 1982 Tangerine Bowl.
- Auburn had three touchdown drives of 80 or more yards marking the first time it has accomplished the feat since 2010 at Kentucky.
- Auburn had a 100-yard rushing and a 100-yard receiver in Onterio McCalebb (109 yards) and Emory Blake (108 yards), marking the first time AU has had a 100-yard rusher and receiver in the same game since this season against Mississippi State (Dyer, Blake).

### PLAYER NOTES

- Garrett Harper's blocked punt in the first quarter was his first blocked kick of his career.
- Kiehl Frazier's scored on rushing TDs of 3 yards and 1 yard during the game, which were his second and third rushing touchdowns of the season.

- Chris Davis forced fumble in the first quarter was the first of his career, while teammate Ryan Smith's fumble recovery was the first of his career.
- Onterio McCalebb's 60-yard gain the second quarter was the longest rush by an Auburn player this season and McCalebb's third longest run of his career.
- McCalebb's 9-yard TD run in the second quarter was the 18th rushing score of his career and fifth this season.
- With 96 rushing yards in the first half, McCalebb surpassed the 2,000 yard barrier in his career, the 15th player in school history to accomplish the feat. He finished the game with 109 yards for 2,016 in his career, good for 14th on the school's career rushing list.
- With a rushing TD and receiving TD, McCalebb is the first AU player to accomplish the feat since Mario Fannin in 2008 against Georgia.
- McCalebb's 109 rushing yards are his season high and third 100-yard rushing game of his career.
- Tre Mason's 12-yard rushing TD in the third quarter was the first rushing TDn of his career and second career TD. He had a kickoff return for a touchdown in the season opener against Utah State.
- DL Gabe Wright's sack in the third quarter was the first of his career.
- WR Emory Blake had 108 receiving yards for the game, marking the fourth 100-yard receiving game of his career.
- PK Cody Parkey's 45-yard field goal was a career long, surpassing his previous best of 43 yards against Mississippi State this season.
- LB Jake Holland made his second career interception in the fourth quarter after a vicious hit by Daren Bates on the Cavalier's Kevin Parks. Holland's other interception came earlier this season vs. Florida Atlantic.