

VIRGINIA

WOMEN'S BASKETBALL
2013-14 RECORD BOOK



@UVaWBBHoops



VirginiaSports.com



CONTENTS

- 1 Quick Facts
- 2 Covering the Cavaliers
- 3 2013-14 Schedule
- 3 Opponent SID Contact Info
- 4 2013-14 Roster
- 5 Radio/TV Roster
- 6-7 Head Coach Joanne Boyle
- 8-9 Assistant Coaches
- 10-21 2013-14 Player Bios

LOOKING BACK AT 2012-13

- 22 Final Results
- 22 Honors and Awards
- 23-27 Final Statistics
- 28-35 2011-12 Box Scores

OPPONENT INFORMATION

- 36 Series at a Glance
- 37-39 Series Records vs. 2013-14 Opponents

ACC HISTORY

- 40 ACC Tournament History
- 41 UVA at the ACC Tournament
- 42-43 All-Time ACC Honors

NCAA TOURNAMENT HISTORY

- 44-45 UVA in the NCAA Tournament
- 46 UVA's Record vs. NCAA Opponents
- 47 1990 Final Four Team
- 48 1991 Final Four Team
- 49 1992 Final Four Team
- 40-51 Final Four Box Scores

HISTORY AND HONORS

- 52 Academic All-Americans
- 53 Academic All-America Hall of Fame
- 54-55 Virginia's All-Americans
- 56-59 All-Time Honors and Accolades

RECORDS

- 60-62 Scoring Records
- 63 Field Goal Records
- 64 3-Point Field Goal Records
- 65 Free Throw Records
- 66 Assists, Blocks and Steals Records
- 67 Rebounding Records
- 68 Year-By-Year Statistics
- 69 Home Attendance
- 70-77 All-Time Results
- 78 All-Time Upsets
- 79 All-Time National Rankings
- 80 All-Time Cavalier Coaches
- 81 All-Time Tournament Results

ADMINISTRATION

- 82 President Teresa A. Sullivan
- 82 Athletics Director Craig Littlepage
- 83-84 Senior Staff
- 84 Cavaliers on the Air

QUICK FACTS

UNIVERSITY OF VIRGINIA

- Location: Charlottesville, Va. 22904
- Founded: 1819 by Thomas Jefferson
- Enrollment: 21,095 (14,641 undergraduate)
- President: Teresa A. Sullivan
- Athletics Director: Craig Littlepage
- Faculty Athletics Rep.: Carolyn M. Callahan
- Nicknames: Cavaliers, Wahoos, 'Hoos
- Mascot: Cavalier
- Colors: Navy and Orange
- Song: "Good Old Song"

JOHN PAUL JONES ARENA INFORMATION

- Facility (Capacity): 14, 593
- First Year of Operation: 2006
- Largest Attendance Figure (WBB): 11,895 (11/22/09 vs. Tennessee)
- UVA's Overall Record in Facility: 158-95
- First Event in Facility: 11/12/06 vs. Old Dominion (WBB)
- First Official UVA Contest Played in Facility: 11/12/06 vs. Old Dominion (WBB)
- First Official UVA Victory in Facility: 11/12/06 vs. Old Dominion (WBB)
- In-game Press Row Phone Number: 434-962-0579

COACHING INFORMATION

- Head Coach: Joanne Boyle (Duke '85)
- Record At Virginia (Career Record): 41-25 / third season (270-129/ 12th season)
- Associate Head Coach Kim McNeill (Richmond '00)
- Assistant Coaches Cory McNeill (Morgan State '02)
- La'Keshia Frett Meredith (Georgia '97)
- Assistant Athletic Director of Women's Basketball Operations: Sarah Holsinger (Bridgewater '02)
- Assistant Director of Women's Basketball Operations: Hadley Zeavin (Vanderbilt '07)
- Video Coordinator: James Rogol (Virginia '07)

VIRGINIA TEAM INFORMATION

- First Year: 1974
- All-Time Record: 827-381 (41st year)
- All-Time ACC Record 324-175
- ACC Tournament Record: 34-33
- 2012-13 Record and ACC Finish: 16-14, 8-10 ACC (T-5th)
- 2012-13 ACC Tournament: First Round
- 2012-13 Postseason: None
- NCAA Appearances/Last: 24/2010
- Postseason Record: 44-30
- NCAA Tournament Record: 33-24
- WNIT Record: 11-6
- Starters Returning/Lost: 3/3
- Lettermen Returning/Lost: 7/4
- Newcomers: 4

MEDIA RELATIONS

- Director: Jim Daves
- Assistant Director, WBB Contact: Melissa Dudek
- Media Relations Office Phone: (434) 982-5500
- Dudek's Cell Phone/ Direct Office Line : (434) 962-0579
- Dudek's email Address: mdudek@virginia.edu
- Office Fax: (434) 982-5525
- Media Relations Mailing: P.O. Box 400853, Charlottesville, VA 22904-4853
- Overnight Package Delivery: 295 Massie Road, Charlottesville, VA 22903



PRESS CREDENTIALS

To obtain a press credential, please submit a written request via email to Melissa Dudek (mdudek@virginia.edu). Please allow ample time for credentials to be mailed to you. We would like to receive credential requests no later than 10 days prior to the game if at all possible. You must have a press pass to be admitted to the media area and the press room.

PHOTO CREDENTIALS

All photographers and camera operators must wear a visible credential issued by the Virginia athletics media relations office. Photographers and television camera operators approved to work on the floor must secure an armband before the game. It is requested that photographers please wear the armband on their arms to make it easier for event staff to see they are properly credentialed. Photographers work from the baselines at both ends of the court at John Paul Jones Arena. Live television is given top priority for courtside space.

PRESS PARKING

Press parking passes are provided upon request on a limited basis. If you need a parking pass, please be sure to inform the UVa athletics media relations office when making your press or photo credential request.

INTERVIEWS

All requests for interviews with Virginia basketball coaches and players should be made through the athletics media relations office. It is requested you allow the athletics media relations staff at least one day, preferably longer, to arrange an interview.

POSTGAME INTERVIEWS

Virginia head coach Joanne Boyle and the visiting head coach will meet with media representatives in the press room after each game at John Paul Jones Arena. The first coach will be available in the press room approximately 10 minutes after the conclusion of the game and the second coach will be in the press room approximately 20 minutes after the game.

RADIO

Each visiting school is allowed one free radio broadcast from John Paul Jones Arena. The Virginia athletics media relations office provides two ISDN lines and three business touchtone lines for use by the visiting broadcast crew. Radio network crews work from a courtside location at the scorer's table. Three seats are available at the table and one seat behind the visitor's broadcast location.

GAME SERVICES

Information packets are available before each game at John Paul Jones Arena, and a full statistical summary and play-by-play sheets are distributed at halftime and after the game. Quotes from both coaches and two or three players from each team will be available at the conclusion of the game. A pregame buffet meal is served for working members of the media in the press room on the event level of John Paul Jones Arena.

TELEPHONES/WIRELESS

The Virginia athletics media relations office will have a limited number of telephones available for postgame reporting. Should you require your own telephone for game coverage, please contact Darlene Craig or Amy Mulligan in the Virginia athletics media relations office.

A wireless network is available at John Paul Jones Arena for visiting media. A UVa media relations representative will provide login directions.

VISIT UVA'S WEB SITES

Information on all of Virginia's 25 varsity sports is available on the UVa athletics department's official web sites:

WWW.VIRGINIASPORTS.COM
WWW.VIRGINIASPORTSTV.COM

ACC COACHES TELECONFERENCE

The 12 Atlantic Coast Conference women's head basketball coaches will be featured on a teleconference during the 2012-13 season. The order of appearance will be announced at a later time. Please check with the media relations staff for a particular coach's appearance.

VIRGINIA ATHLETICS MEDIA RELATIONS

Requests for additional information, feature materials and photographs should be made to the athletics media relations office.

Athletics Media Relations Office
University of Virginia
P.O. Box 400853
Charlottesville, VA 22904-4853
(434) 982-5500

The UVa athletics media relations office is located in John Paul Jones Arena. Regular business hours are 9 a.m. to 5 p.m., Monday through Friday.

PHONE NUMBERS TO NOTE

(area code 434)

Athletics Media Relations	982-5500
	FAX 982-5525
Athletics Director	982-5100
Basketball Office	982-5800
Sports Promotions	982-5600
Athletics Ticket Office	924-UVA1
	(800) 542-UVA1
Press Row	962-0579



MELISSA DUDEK
ASSISTANT DIRECTOR
PRIMARY WBB CONTACT
Office (434) 982-5534
Mobile (434) 962-0579
mdudek@virginia.edu



JIM DAVES
ASSISTANT A.D. FOR
MEDIA RELATIONS
Office (434) 243-2467
Mobile (434) 962-7668
jimdaves@virginia.edu



2013-14 SCHEDULE



Day	Date	Opponent	Time	TV
	Fri. Nov. 8	at James Madison	7 p.m.	
	Mon. Nov. 11	HIGH POINT	7 p.m.	
	Sat. Nov. 16	LOUISIANA TECH	2 p.m.	
	Tue. Nov. 19	at Liberty	7 p.m.	
	Sun. Nov. 24	at West Virginia	TBD	
	Thu. Nov. 28	vs. Tennessee#	2 p.m.	
	Fri. Nov. 29	vs. Kansas State or SMU#	4:45 or 7 p.m.	
	Thu. Dec. 5	MICHIGAN^	7 p.m.	
	Tue. Dec. 17	MARYLAND- EASTERN SHORE	7 p.m.	
	Fri. Dec. 20	vs. Tulane%	5 p.m.	
	Sat. Dec. 21	at Florida Gulf Coast%	7:05 p.m.	
	Sat. Dec. 28	Alabama vs. Princeton\$	12 p.m.	
		COPPIN STATES	2:30 p.m.	
	Sun. Dec. 29	Coppin State vs. Alabama/Princeton\$	12 p.m.	
		ALABAMA or PRINCETON\$	2:30 p.m.	
	Sun. Jan 5	PITTSBURGH*	2 p.m.	
	Thu. Jan. 9	at Virginia Tech*	7 p.m.	
	Sun. Jan. 12	NOTRE DAME*	2 p.m.	
	Thu. Jan. 16	at Duke*	6:30 p.m.	RSN
	Sun. Jan. 19	FLORIDA STATE*	2 p.m.	
	Thu. Jan. 23	MARYLAND*	6:30 p.m.	RSN
	Sun. Jan. 26	at Syracuse*	2 p.m.	RSN
	Thu. Jan. 30	at Wake Forest*	7 p.m.	
	Sun. Feb. 2	CLEMSON*	2 p.m.	
	Thu. Feb. 6	at Boston College*	7 p.m.	
	Thu. Feb. 13	at Georgia Tech*	7 p.m.	ESPN3
	Sun. Feb. 16	VIRGINIA TECH*	2 p.m.	
	Thu. Feb. 20	NORTH CAROLINA*	6:30 p.m.	RSN
	Sun. Feb. 23	at NC State*	2 p.m.	
	Thu. Feb. 27	MIAMI*	7 p.m.	
	Sun. Mar. 2	at Florida State*	12:30 p.m.	ESPNU

* ACC Contest # Junkanoo Jam, Grand Bahama Island % FGCU Hilton Garden Inn/Homewood Suites Classic, Fort Myers, Fla.
 \$ Cavalier Classic Tournament ^ ACC-Big Ten Challenge

OPPONENT SID CONTACT INFO

Opponent	SID	Email	Opponent	SID	Email
Alabama	Jessica Paré	jpore@ia.ua.edu	Boston College	Stephanie Tunnera	stephanie.tunnera.1@bc.edu
Coppin State	Roger McAfee	mcafee@coppin.edu	Clemson	Jeff Kallin	jkallin@clemson.edu
Florida Gulf Coast	Mike Hill	mhill@fgcu.edu	Duke	Lindy Brown	lbrown@duaa.duke.edu
James Madison	Milla Sue Wisecarver	wisecams@jmu.edu	Florida State	Zach Stipe	zstipe@fsu.edu
High Point	Erika Carrubba	ecarrubb@highpoint.edu	Georgia Tech	Marcus Dittmer	mdittmer@athletics.gatech.edu
Kansas State	Randy Peterson	rpeterson@kstatesports.com	Maryland	Rosa DiPaula	ridipaula@umd.edu
Liberty	Paul Carmany	pjcarmany@liberty.edu	Miami	Scott Zavitz	szavitz@miami.edu
Louisiana Tech	Malcolm Butler	mbutler@latech.edu	NC State	Mark Kimmel	mark_kimmel@ncsu.edu
Michigan	Sarah VanMetre	vanmetre@umich.edu	North Carolina	Bobby Hundley	bhundley@unca.unc.edu
Southern Methodist	Travis Chamblee	tchamblee@smu.edu	Notre Dame	Chris Masters	masters.5@nd.edu
St. Francis	Barry Beal	bbeal@francis.edu	Pittsburgh	Stacey Brann	sbrann@athletics.pitt.edu
Tennessee	Eric Trainer	etrainer@utk.edu	Syracuse	Dave Gunn	dlgunn@syr.edu
Tulane	Richie Weaver	rweaver@tulane.edu	Virginia Tech	April Goode	a.goode@vt.edu
West Virginia	Katie Kane	Katie.Kane@mail.wvu.edu	Wake Forest	Gary Petit	petitgm@wfu.edu



NUMERICAL

NO.	NAME	POS.	CLASS	HT.	HOMETOWN / PREVIOUS SCHOOL
3	Sarah Beth Barnette	F	Jr.	6-2	Lexington, Ky. / Lexington Christian Academy
10	Kelsey Wolfe	G	Sr.	5-10	Germantown, Md. / Seneca Valley
12	Breyana Mason	G	Fr.	5-8	Woodbridge, Va. / Forest Park
13	Tiffany Suarez	G	Fr.	5-11	Miami, Fla. / Our Lady of Lourdes
14	Lexie Gerson	G	R-Sr.	5-11	Fort Washington, Pa. / The Peddie School
15	Jaryn Garner	G	So.	5-7	Sewell, N.J. / Germantown Academy
20	Faith Randolph	G	So.	5-10	Derwood, Md. / Our Lady of Good Counsel
23	Ataira Franklin	G	Sr.	5-11	Bowie, Md. / Riverdale Baptist
33	Raashaun Gaffney	G	R-Fr.	5-8	Fairfield, Ohio / Fairfield
34	Amanda Fioravanti	F	Fr.	6-1	Frederick, Md. / Fairfield
42	Sarah Imovbioh	F	Jr.	6-2	Abuja, Nigeria / St. Anne's-Belfield (Va.)
44	Sydney Umeri	F	Fr.	6-1	Acworth, Ga. / The Lovett School

ALPHABETICAL

NO.	NAME	POS.	CLASS	HT.	HOMETOWN / PREVIOUS SCHOOL
3	Sarah Beth Barnette	F	Jr.	6-2	Lexington, Ky. / Lexington Christian Academy
34	Amanda Fioravanti	F	Fr.	6-1	Frederick, Md. / Fairfield
23	Ataira Franklin	G	Sr.	5-11	Bowie, Md. / Riverdale Baptist
33	Raashaun Gaffney	G	R-Fr.	5-8	Fairfield, Ohio / Fairfield
15	Jaryn Garner	G	So.	5-7	Sewell, N.J. / Germantown Academy
14	Lexie Gerson	G	R-Sr.	5-11	Fort Washington, Pa. / The Peddie School
42	Sarah Imovbioh	F	Jr.	6-2	Abuja, Nigeria / St. Anne's-Belfield
12	Breyana Mason	G	Fr.	5-8	Woodbridge, Va. / Forest Park
20	Faith Randolph	G	So.	5-10	Derwood, Md. / Our Lady of Good Counsel
13	Tiffany Suarez	G	Fr.	5-11	Miami, Fla. / Our Lady of Lourdes
44	Sydney Umeri	F	Fr.	6-1	Acworth, Ga. / The Lovett School
10	Kelsey Wolfe	G	Sr.	5-10	Germantown, Md. / Seneca Valley

HEAD COACH: Joanne Boyle (Duke '85), 3rd Year at Virginia

ASSOCIATE HEAD COACH: Kim McNeill (Richmond '00), 3rd Year at Virginia

ASSISTANT COACH: La'Keshia Frett Meredith (Georgia '97), 1st year at Virginia

ASSISTANT COACH: Cory McNeill (Morgan State '02), 3rd Year at Virginia

ASSITANT ATHLETIC DIRECTOR OF WOMEN'S BASKETBALL OPERATIONS: Sarah Holsinger (Bridgewater '02), 3rd Year at Virginia

ASSISTANT DIRECTOR OF WOMEN'S BASKETBALL OPERATIONS: Hadley Zeavin (Vanderbilt '07), 3rd Year at Virginia

VIDEO COORDINATOR: James Rogol (Virginia '06), 3rd Year at Virginia

PRONUNCIATION GUIDE

Amanda Fioravanti	FEE-or-uh-VAN-tee
Ataira Franklin	AH-tare-AH
Raashaun Gaffney	ray-SHAWN
Lexie Gerson	GER (hard G) – sun
Sarah Imovbioh	Ih-MOE-bee-OH
Sydney Umeri	UW-merry
Sarah Holsinger	HOLE-sing-er
La'Keshia Frett Meredith	Lah-KEE-shah
Hadley Zeavin	ZEE-vin





BROADCAST ROSTER



3

SARAH BETH BARNETTE


Forward • Junior
6-2
Lexington Christian Acad./
Univ. of Kentucky
Lexington, Ky.



10

KELSEY WOLFE


Guard • Senior
5-9
Seneca Valley High School
Germantown, Md.



12

BREYANA MASON

Guard • Freshman
5-8
Forest Park High School
Woodbridge, Va.



13

TIFFANY SUAREZ

Guard • Freshman
5-11
Our Lady of Lourdes
Miami, Fla.



14

LEXIE GERSON

Guard • R-Senior
5-11
The Peddie School
Fort Washington, Pa.



15

JARYN GARNER

Guard • Sophomore
5-7
Germantown Academy
Sewell, N.J.



20

FAITH RANDOLPH

Guard • Sophomore
5-10
Our Lady of Good Counsel
Derwood, Md.



23

ATAIRA FRANKLIN

Guard • Senior
5-10
Riverdale Baptist
Bowie, Md.



33

RAESHAUN GAFFNEY

Guard • R-Freshman
5-8
Fairfield High
Fairfield, Ohio



34

AMANDA FIORAVANTI


Forward • Freshman
6-1
Our Lady of Good Counsel
Frederick, Md.



42

SARAH IMOVBIOH

Forward • Junior
6-2
St. Anne's-Belfield (Va.)
Abuja, Nigeria



44

SYDNEY UMERI

Forward • Freshman
6-1
The Lovett School
Acworth, Ga.



JOANNE BOYLE

Head Coach
Third Season



KIM MCNEILL

Associate Head Coach
Third Season



LA'KESHIA FRETT MEREDITH

Assistant Coach
First Season



CORY MCNEILL

Assistant Coach
Third Season



SARAH HOLSINGER

Asst. AD/Operations
Third Season



HADLEY ZEAVIN

Asst. Dir. of Operations
Third Season



JOANNE BOYLE

Head Coach Third Season Duke (1985)



On April 9, 2011, Joanne Boyle was announced as the fourth head coach in the history of the Virginia women's basketball program.

During her 11-year head coaching career, Boyle has amassed a 270-129 career record with eight 20-win seasons. She has led her teams to 10 post-season berths, including five NCAA Tournament appearances, with her 2008-09 California squad advancing to the Sweet-16 for the first time in program history.

In her first two seasons in Charlottesville, Boyle has amassed a 41-25 record that includes three upset victories over top-25 opponents, including a decisive 72-60 victory over No. 24 Florida State in the 2012-13 regular-season finale and a 69-64 overtime victory over No. 3 Tennessee at John Paul Jones Arena in 2011-12.

The 2013-14 season will see the influx of a top-10-ranked recruiting class that includes a pair of Gatorade State Players of the Year and two members of the 2013 Parade Magazine High School Girls All-America Team.

Boyle has transformed the squad into one of the stingiest defensive teams in the ACC. In her first season at UVa, the Cavaliers led the ACC by holding opponents' scoring to 54.1 points per game. The 54.1 ppg was the lowest opponent scoring average since 1975-76 when UVa allowed 46.2 ppg. The team also held a record-setting 26 opponents to under 60 points. The year before Boyle arrived, the team was allowing 64.5 ppg, a reduction of over 10 points per game. Boyle had a similar impact when she took over at California, with the Bears allowing 60.1 ppg in her first season (2005-06) after averaging 71.3 points allowed the year before.

In her first season, the Cavaliers finished with a 25-11 overall record, a 9-7 mark in Atlantic Coast Conference play and a quarterfinal appearance in the 2012 Women's National Invitation Tournament (WNIT).

In the first year of the Joanne Boyle era, the Cavaliers posted 25 wins for the first time since the 1999-2000 season when that team finished with a 25-9 record. The squad finished with a 17-3 home record, including a 69-64 overtime victory over third-ranked Tennessee on Nov. 20, 2011, at John Paul Jones Arena.

Prior to being named head coach at UVa, Boyle was the women's head basketball coach at the University of California at Berkeley for six years (2005-2011).

Boyle compiled a 137-64 (.682) record with the Golden Bears. She led California to post-season play each year she directed the program, including four NCAA tournament appearances and two trips to the Women's National Invitation Tournament. The Golden Bears won the 2010 WNIT championship.

Boyle began her head coaching career at the University of Richmond in 2002. In three years she led the Spiders to a 67-29 (.698) record, winning at least 21 games each season. Her final year at Richmond the Spiders went 23-8 and advanced to the NCAA Championships.

Boyle's nine-year head coaching record is 204-93 (.687). She has taken her teams to post season play all nine years during her career.

When Boyle took over as the California head coach in 2005 she inherited a program that had gone 12 consecutive seasons without a winning record. Among the highlights during her career at California:

- Named the 2011 Women's Basketball Coaches Association's Carol Eckman Award winner which is presented annually to an active WBCA coach who exemplifies Eckman's spirit, integrity and character through sportsmanship, commitment to the student-athlete, honesty, ethical behavior, courage and dedication to purpose.
- Named 2006-07 Pac-10 Coach of the Year
- Named 2007-08 Russell Athletic/WBCA Region 8 Coach of the Year
- Surpassed the 1983-84 Bears (24-8) for the school record for wins in a season in 2007-08 and 2008-09 (27-7)
- Directed Cal to the best Pac-10 finish (2nd) and to the Bears' best Pac-10 record (15-3) in program history in 2007-08 and 2008-09
- In 2007-08, led Cal to the Pac-10 Tournament final for the first time
- In 2008-09, spent four weeks at a program-best No. 3 ranking in both the AP and USA Today-ESPN Coaches' polls
- Advanced the 2008-09 squad to the Sweet-16 after winning a second round game in the NCAA Tournament for the first time in program history
- Guided Cal to eight ranked wins in four seasons, including victories in 2008-09 over No. 2 Rutgers, No. 7 Stanford, and No. 24 Virginia
- Coached the 2006-07 Pac-10 Player of the Year (Devanei Hampton) and the 2005-06 Pac-10 Freshman of the Year (Alexis Gray-Lawson)
- Her players earned All-Pac-10 honors 17 times and Pac-10 All-Freshman accolades 11 times
- Coached three All-Americans (Devanei Hampton, Ashley Walker, and Alexis Gray-Lawson)
- Coached the 2010 Frances Pomeroy Naismith Award winner (Alexis Gray-Lawson), an honor given to the top player in the nation 5-8 and under

Boyle is highly regarded in the women's basketball community. She is a member of the State Farm/Wade Trophy selection committee and was a member of the USA Basketball Junior National Team Committee (2009-2012). In 2006 she was an assistant coach for the USA team that competed in the 2006 FIBA Americas U20 Championship for Women and a member of the WBCA Board of Directors. Boyle, who grew up in Monroeville, Pa., was inducted into the Pennsylvania Sports Hall of Fame (East Boros Chapter) in October of 2012.

Boyle served as an assistant coach at Duke from 1993 to 2002. During that nine-year span the Blue Devils recorded a 225-121 record, advancing to the NCAA Championships the last eight seasons and making Final Four appearances in 1999 and 2002.

A four-year letterwinner at Duke, Boyle graduated in 1985 with a degree in economics and obtained a master's of science degree in health policy and administration from North Carolina in 1989. Her 75 steals during the 1984-85 campaign remained the highest single-season total until Alana Beard broke the mark in 2000-01. Prior to starting her coaching career at her alma mater she played professionally in Luxembourg and Germany for three years.

She resides in Charlottesville with her adopted daughter, Ngoty (1).

JOANNE BOYLE'S RECORD YEAR-BY-YEAR

School	Season	Overall	Conference		Post Season/Honors
		W-L	W-L	Finish	
Richmond	2002-03	21-11	9-7	3	WNIT Quarterfinals
Richmond	2004-04	23-10	11-5	2	WNIT Semifinals
Richmond	2004-05	23-8	12-4	3	NCAA First Round
Totals	3 seasons	67-29	32-16		
California	2005-06	18-12	12-6	6	NCAA First Round
California	2006-07	23-9	12-6	3	NCAA First Round
California	2007-08	27-7	15-3	2	NCAA Second Round
California	2008-09	27-7	15-3	2	NCAA Sweet-16
California	2009-10	24-13	11-7	4	WNIT Champions
California	2010-11	18-16	7-11	6	WNIT Second Round
Totals	6 seasons	137-64	72-36		
Virginia	2011-12	25-11	9-7	5	WNIT Quarterfinals
Virginia	2012-13	16-14	8-10	6	
Totals	2 seasons	41-25	17-17		
Career Totals	11 seasons	245-118	121-69		



BOYLE'S RECORD vs OPPONENTS



Opponent	Overall	UVa	Cal	Rich.
Alabama	0-1	0-1		
Albany	1-0		1-0	
Appalachian State	2-0	2-0		
Arkansas State	2-0		1-0	1-0
Arizona	11-1		11-1	
Arizona State	8-8		8-8	
Auburn	0-1			0-1
Baylor	0-3		0-3	
Belmont	1-0		1-0	
Boston College	3-3	3-2	0-1	
Brigham Young	1-0		1-0	
California	0-1	0-1		
Cal Poly	1-0		1-0	
Cal State Fullerton	1-0		1-0	
Clemson	2-1	2-1		
Colorado	0-1		0-1	
Colorado State	1-0		1-0	
Columbia	1-0		1-0	
Connecticut	0-1		0-1	
Coppin State	1-0	1-0		
Creighton	0-1			0-1
Delaware	2-0			2-0
Dartmouth	1-0			1-0
Dayton	5-1			5-1
DePaul	0-1			0-1
Duke	0-2	0-2		
Duquesne	6-0			6-0
Eastern Washington	1-0		1-0	
Florida	3-0		1-0	2-0
Florida State	4-1	3-0		1-1
Fordham	3-0			3-0
Fresno State	3-0		3-0	
George Washington	0-8		0-1	0-7
Georgetown	3-0			3-0
Georgia Southern	1-0		1-0	
Georgia Tech	1-2	0-1		
Harvard	1-0		1-0	
Hawai'i	1-0	1-0		
High Point	1-0	1-0		
Howard	2-0	1-0	1-0	
Idaho State	1-0		1-0	
Illinois	1-0		1-0	
Illinois State	1-0		1-0	
Indiana	1-0	1-0		
Iowa	1-0		1-0	
James Madison	2-1	2-1		
Kansas	2-0		2-0	
La Salle	4-2			4-2
Liberty	4-0	1-0		3-0
Long Beach State	2-0		2-0	
Loyola Marymount	1-0		1-0	
LSU	0-1			0-1
Marshall	1-0			1-0
Maryland	1-4	0-4		1-0
Massachusetts	4-0	1-0		3-0
Miami	2-3	1-2	1-0	0-1
Minnesota	1-0	1-0		
Mount St. Mary's	1-0		1-0	
Nevada	2-0		2-0	
NC State	2-1	2-1		
New Mexico	1-2		1-2	
Norfolk State	1-0	1-0		
North Carolina	0-3	0-3		
Northwestern	0-1			0-1

Opponent	Overall	UVa	Cal	Rich.
Notre Dame	0-1		0-1	
Ohio State	0-1		0-1	
Oklahoma	0-1		0-1	
Oregon	12-3		12-3	
Oregon State	11-1		11-1	
Pepperdine	1-0		1-0	
Pennsylvania	1-0	1-0		
Portland State	1-0		1-0	
Princeton	2-0		2-0	
Providence	2-0	2-0		
Radford	2-0	1-0	1-0	
Rhode Island	1-0		1-0	4-1
Richmond	2-0	2-0		
Rider	1-0			1-0
Rutgers	2-1		2-1	
Sacred Heart	1-0			1-0
St. Bonaventure	5-0		5-0	
St. John's	0-1		0-1	
Saint Joseph's	2-2			2-2
Saint Mary's	5-0		5-0	
San Diego	1-0		1-0	
San Jose State	2-1		2-1	
South Carolina State	1-0		1-0	
South Florida	2-0		1-0	1-0
Southern	1-0		1-0	
Southern California	10-3		10-3	
Southwest Missouri State	1-0		1-0	
Stanford	2-12		2-12	
Stony Brook	1-0			1-0
Syracuse	0-1	0-1		
TCU	1-1		1-1	
Temple	1-4			1-4
Tennessee	1-0	1-0		
Texas	0-1	0-1		
Texas A&M	0-2		0-2	
Texas-Arlington	1-0		1-0	
Texas Tech	1-1		1-1	
UC Davis	2-0		2-0	
UCLA	5-9		5-9	
UC Riverside	2-0		2-0	
UCSB	0-1			0-1
UNLV	1-0		1-0	0-1
Utah	1-0		1-0	
Vanderbilt	2-1	1-0	1-1	
Virginia	2-0		1-0	1-0
Virginia Tech	4-1	4-0		0-1
VCU	3-0			3-0
Wagner	2-0	1-0		1-0
Wake Forest	2-1	2-1		
Washington	9-5		9-5	
Washington State	10-2		10-2	
West Virginia	0-1	0-1		
Western Michigan	1-0		1-0	
William & Mary	2-0		2-0	
Xavier	5-2	1-0		4-2
Yale	1-0			1-0



KIM MCNEILL

Associate Head Coach
Third Season
Richmond (2000)



Kim (Hairston) McNeill was named an assistant coach at UVa in May 2011. McNeill was promoted to associate head coach in August 2013.

Virginia finished the 2011-12 season with a 25-11 overall record, the most wins since a 25-win season in 1999-2000. McNeill was also instrumental in helping to sign a top-10 ranked recruiting class in 2012.

McNeill is a native of Bassett, Va., and has been a member of Boyle's staffs at Richmond, California and now UVa. Before coming to Virginia, McNeill was an assistant coach at the University of Georgia from 2007-11. During that period the Lady Bulldogs participated in four-consecutive NCAA Tournaments and advanced to the NCAA Sweet 16 in both 2010 and 2011.

On the recruiting trail, McNeill helped Georgia ink 2008 and 2009 recruiting classes that were ranked among the nation's top five.

McNeill was selected to attend Nike's Villa 7 Coaches Consortium for three-consecutive years (2009-11) and the Achieving Coaching Excellence (ACE) Program in 2003.

Prior to serving as an assistant at Georgia, McNeill spent two seasons on Boyle's staff at California (2005-07). The Golden Bears earned back-to-back NCAA Tournament berths and compiled a 41-21 record in those two seasons.

McNeill was also a member of Boyle's staff at Richmond, her alma mater. In 2005 the 23-8 Spiders received their first NCAA berth in 14 seasons. Prior to her time at Richmond, McNeill worked three seasons (2000-01 and 2002-04) at James Madison, including the Dukes' run to the 2001 Women's National Invitation Tournament (WNIT) semifinals. In between her time at JMU, McNeill was an assistant coach at Howard University.

The 1996 Big South Rookie of the Year while playing at Radford, McNeill transferred to Richmond where she was a three-year letterwinner and co-captain. In 2000 she was named to the Colonial Athletic Association (CAA) All-Defensive team.

McNeill received her bachelor's degree in sport science from Richmond in 2000.

McNeill and her husband, fellow assistant coach Cory McNeill, are the proud parents of a twin son and daughter, Cayden and Gabrielle, who were born Jan. 4, 2013.

LA'KESHIA FRETT MEREDITH

Assistant Coach
First Season
Georgia (1997)



La'Keshia Frett Meredith was named as an assistant coach at UVa in July 2013. Frett Meredith, a former All-American and four-time All-SEC honoree at Georgia, will work primarily with the Cavalier post players.

As a professional basketball player, La'Keshia Frett Meredith played seven seasons in the WNBA, including making four appearances in the Western Conference Finals, after a two-year stint in the American Basketball League. Frett Meredith retired from the WNBA to take a full-time coaching position at her alma mater, serving as an assistant coach for Georgia from 2005-11 and the director of operations for her final two seasons with the Bulldogs.

In 1997, Frett Meredith was a first-round draft pick in the ABL, where she played two seasons for the Philadelphia Rage. After the ABL folded, she was drafted by the Los Angeles Sparks, beginning a seven-year WNBA career that included playing for the Sparks (1999-00), the Sacramento Monarchs (2001-03), the Charlotte Sting (2004) and the New York Liberty (2004-05). All but one of the teams reached the playoffs, including trips to the Western Conference Finals in 1999, 2000 and 2003. She also played overseas in Hungary, Israel, South Korea and Spain.

As a player, Frett Meredith enjoyed remarkable success at the prep, collegiate and professional levels. She earned 1993 National Prep Player of the Year honors and then helped lead Georgia to back-to-back Final Four appearances and consecutive SEC titles. Within the professional ranks, her teams advanced to the WNBA playoffs in six of her seven seasons in the league.

While at Georgia, Frett Meredith was the 1994 SEC Freshman of the Year and was named All-SEC by league coaches each of her four years, earning first-team recognition as a sophomore, junior and senior. She was a Naismith All-American as a junior and earned All-America recognition from Naismith, the U.S. Basketball Writers Association and the Associated Press (third team) as a senior in 1997. Frett Meredith helped lead Georgia to a combined 98-27 (.784) record from 1993-97. Frett Meredith scored 1,980 points in her Bulldog career, ranking sixth on the career scoring list, and ranked eighth with 842 rebounds.

Frett Meredith was a three-time All-American at Phoebus High School and then headlined one of the most celebrated recruiting classes in women's hoops history that featured five of USA Today's top-20 prospects in the nation. Frett Meredith and her classmates Kedra Holland-Corn and Tracy Henderson went on to become three of the top-15 overall picks in the 1997 ABL Draft, the first draft conducted when professional women's basketball emerged in the U.S. following the 1996 Atlanta Olympics. Frett Meredith received her bachelor's degree in consumer economics from Georgia in 1997.



CORY MCNEILL

Assistant Coach
Third Season
Morgan State (2002)



Cory McNeill was named an assistant coach at UVa in May 2011. In McNeill's first season with the Cavaliers, Virginia finished with a 25-11 overall record, the most wins since a 25-win season in 1999-2000, and advanced for the quarterfinals of the 2012 Women's National Invitation Tournament (WNIT).

McNeill, a defensive specialist, helped mentor junior guard Lexie Gerson to earn a spot on the ACC All-Defensive team after finishing second in the ACC and in the top-20 in the nation in steals per game. The 2011-12 Cavaliers, as a team, led the conference in scoring defense and limited 22 opponents to scoring fewer than 60 points.

McNeill, a native of Baltimore, Md., came to UVa after spending four seasons at Georgetown University (2007-11). During that time period, the Hoyas continued one of the nation's most impressive turnarounds, earning back-to-back NCAA Tournament berths (2010 and 2011) for the first time in program history.

McNeill served as Georgetown's defensive coordinator all four of his seasons, helping the Hoyas become one of the nation's leaders in forced turnovers and defensive field goal percentage.

In 2011, the Hoyas advanced to the NCAA Sweet 16 for the second time in school history. Georgetown had the 2009 BIG EAST Freshman of the Year and five All-BIG EAST conference selections during McNeill's tenure.

McNeill helped the Hoyas ink a national top-10 recruiting class in 2008.

McNeill was selected to attend Nike's Villa 7 Coaches Consortium in 2010 and 2011 as well as the ACE program in 2009.

Prior to his time at Georgetown, McNeill spent five seasons as an assistant coach at Coppin State (2002-07). During McNeill's tenure, Coppin State earned two Mid-Eastern Athletic Conference (MEAC) Championships, three regular-season MEAC Championships, two NCAA Tournament berths and a WNIT appearance.

While at Coppin State, McNeill was the offensive coordinator and the MEAC Player of the Year came from an Eagles' squad for four-consecutive years.

McNeill played collegiate basketball at Morgan State and received his bachelor's degree in finance in 2002. He earned his master's degree in public administration from the University of Baltimore in 2005.

McNeill and his wife, fellow-assistant coach Kim McNeill, are the proud parents of a twin son and daughter, Cayden and Gabrielle, who were born Jan. 4, 2013.

SARAH HOLSINGER

Asst. AD, WBB Operations
Third Season
Bridgewater (2002)



Sarah Holsinger was named the director of basketball operations at UVa in May 2011. In the summer of 2013, Holsinger was promoted to the Assistant Athletic Director of Women's Basketball Operations.

Holsinger came to Virginia after serving in the same capacity at California for six seasons (2005-2011). Originally from Luray, Va., Holsinger spent two seasons (2003-05) as James Madison's director of operations before making the move to the Pac-10 Conference.

Holsinger oversees all administrative aspects of the Women's Basketball program, including but not limited to building and managing the annual budget, supervising office personnel and team managers, coordinating team travel and practice scheduling, ordering and managing of Nike apparel and partnering with sports nutritionist and head chef to plan and schedule all team meals. She serves as the liaison between the head coach and all aspects of UVa athletic administration as well acting as the summer camp director and the director of the Cavalier Classic Tournament.

Holsinger was accepted to the NCAA/NACWAA Institute for Administrative Advancement in the summer of 2013. IAA is the premier "level one" leadership development program for women in intercollegiate athletics administration. This program prepares, empowers and inspires participants to become successful administrators and advance within the profession.

Holsinger played basketball and lacrosse at Bridgewater College and was a member of the Eagles' 1999 Old Dominion Athletic Conference championship basketball team. Following graduation, she was named the head junior varsity girls' basketball coach at Eastern Mennonite High School in Virginia for the 2002-03 season.

Holsinger graduated cum laude and earned her bachelor's of science degrees in allied health science and nutrition and wellness from Bridgewater College in 2002. She obtained a master's degree in kinesiology with a concentration in sports administration and coaching from JMU in May 2004.



3

SARAH BETH BARNETTE



Forward • 6-2 • Jr.
Lexington, Ky.
Lexington Christian Academy/Kentucky

Cavalier Career

2012-13

- Appeared in 21 games, averaging 8.5 minutes per game
- Averaged 2.0 points and 1.4 rebounds per game
- Scored in double digits in her first game as a Cavalier, putting up 10 against James Madison with three assists
- Scored seven points in a season-high 27 minutes at Penn
- Played 18 minutes at Clemson, scoring six points on a pair of three-pointers

2011-12

- Sat out the 2011-12 season due to NCAA transfer rules

Before Virginia

- Played one season at Kentucky, appearing in 29 games and averaging 1.7 points and 1.6 rebounds per game

High School

- Averaged 23.6 points, 8.7 rebounds, 2.4 steals, 2.2 assists and 1.9 blocks per game for Lexington Christian Academy and finished her high school career with 1,928 points and 1,076 rebounds
- 2010 Kentucky Miss Basketball
- 2010 Gatorade Kentucky Player of the Year
- McDonald's All-American nominee
- Earned the 2010 Regional Outstanding Sportsmanship Award
- Named the 2010 LCA Female Athlete of the Year 2010
- Honorable mention preseason All-America choice for 2009-10 (Sporting News)



BARNETTE'S CAREER STATISTICS

Year	G-GS	FG-A	PCT	3FG-A	PCT	FT-A	PCT	O-D-T	AVG	A	TO	BL	ST	PF-D	MIN	AVG	PTS	AVG
2012-13	21-0	17-45	.378	5-21	.378	2-2	1.00	12-17-29	1.4	8	11	4	6	21-0	179	8.5	41	2.0

ACC Only

Year	GP-GS	FG-A	Pct.	3FG-A	Pct.	FT-A	Pct.	O-D-T	Avg.	A	TO	B	ST	PF-D	Min.	Avg.	Pts.	Avg.
2012-13	11-0	2-12	.167	2-10	.200	0-0	.000	2-6-8	0.7	3	1	2	5	7-0	55	5.0	6	0.5



34

AMANDA FIORAVANTI



Forward • 6-1 • Fr.
Frederick, Md.
Our Lady of Good Counsel

High School

- 2012-13 Gatorade Maryland Player of the Year
- 2012-13 Parade Magazine All-American
- 2012-13 McDonald's All-America nominee
- Averaged 19.1 points, 8.2 rebounds, 1.6 blocks, 1.5 steals and 1.3 assists at Good Counsel High School
- Scored the 1,000th point of her career during her junior season. Finished her prep career with 1,861 points
- 2012-13 Gazette Player of the Year and two-time Washington Post first team honoree
- Ranked No. 93 overall and as the No. 24 forward by ESPN Hoop-Gurlz
- Attended USA Basketball U16 trials in Colorado Springs
- High school teammates with Faith Randolph

Personal

- Parents are Tony and Suzanne Fioravanti
- Has an older brother, Andrew
- Worked with the 4-H Therapeutic Riding Club in Frederick County, a special project that provides horse riding instruction to disabled kids
- Was also involved in the Best Buddies and Peer Ambassador programs while at Good Counsel



FIORAVANTI'S CAREER STATISTICS

Year	G-GS	FG-A	PCT	3FG-A	PCT	FT-A	PCT	O-D-T	AVG	A	TO	BL	ST	PF-D	MIN	AVG	PTS	AVG
------	------	------	-----	-------	-----	------	-----	-------	-----	---	----	----	----	------	-----	-----	-----	-----

ACC Only

Year	GP-GS	FG-A	Pct.	3FG-A	Pct.	FT-A	Pct.	O-D-T	Avg.	A	TO	B	ST	PF-D	Min.	Avg.	Pts.	Avg.
------	-------	------	------	-------	------	------	------	-------	------	---	----	---	----	------	------	------	------	------



23

ATAIRA FRANKLIN

Guard • 5-11 • Sr.
Bowie, Md.
Riverdale Baptist



Cavalier Career

2012-2013

- First Team All-ACC (Blue Ribbon Panel)
- Second Team All-ACC (Head Coaches)
- Ninth in the ACC in scoring (14.3 points per game) and sixth in ACC games (15.6)
- Fifth in the ACC in free throw percentage (79.3 percent) and fourth in ACC games (81.8 percent)
- Fifth in the ACC in steals (2.2 per game)
- Second in the ACC in minutes (36.1 per game) and lead the ACC in conference games (38.3 minutes per ACC game)
- Preseason All-ACC honoree (Blue Ribbon Panel and Head Coaches)
- Became the 29th player in program history to score 1,000 career points, reaching the milestone on a three-pointer with 6:56 remaining against Boston College (01/24/13)
- Opened the season scoring in double digits in first three games
- Scored 20 points in the opener against James Madison
- Had a career-high eight assists with 13 points at Minnesota
- Missed the Coppin State game with an injury sustained in practice
- Scored a season-high 23 points at Wake
- Scored nine of the Cavaliers first 11 points at home against Georgia Tech
- Tied a season high with nine rebounds (7 offensive) against Duke (with 15 points, 5 steals)
- Scored 21 points in back-to-back games against Maryland and Clemson
- Finished the season averaging 19.1 ppg in the last six games

2011-12

- Honorable Mention All-ACC
- Earned the team's Practice Player of the Year Award
- Started all 36 of UVa's contests and finished second in scoring with 12.4 points per game

- Added 4.0 rebounds and 2.2 steals per game
- Recorded a double-double (19 points and 12 rebounds) at Duke on Jan. 2
- Reached double-digits for scoring on 24 occasions, including a 29-point performance against North Carolina on Jan. 5
- Led the team with 53 three-pointers made

2010-11

- Named to the ACC All-Freshman Team
- Led the Atlantic Coast Conference for most of the season in three-point field goal percentage (43-for-90, 48 percent)
- The team's second-leading scorer at 9.4 points per game
- Started the final 27 games of the season and made 35 overall appearances
- Recorded 35 steals and 149 rebounds (4.3 per game)
- In ACC-only games, led Virginia by averaging 12.6 points and 4.6 rebounds per game
- Had a run of nine-consecutive double-digit scoring games, all against ACC opponents
- Totaled 18 (tied team-high) double-digit scoring games overall
- Posted two double-doubles - 12 points and 10 rebounds vs. James Madison (Dec. 20) and 18 points and 10 rebounds at NC State (Feb. 10)
- Scored 19 points at Clemson (Jan. 30) and against Wake Forest at the ACC Tournament

High School

- Four-year letterwinner at Riverdale Baptist High School
- A first team All-Metro selection by the Washington Post
- Averaged 16 points per game and had five 20-point performances during her senior season for Riverdale Baptist
- A member of the Capital Classic All-Star Game roster
- A three-time all-county selection and first-ever two-time IAABO Tournament MVP
- Earned NACA High School All-American honors in 2007
- Played for Boo Williams Elite on the AAU level

Personal

- Parents are Anthony and Lakita Franklin
- Both parents played collegiate basketball at the University of Illinois at Chicago
- Has a brother, Anthony

FRANKLIN'S CAREER STATISTICS

Year	G-GS	FG-A	PCT	3FG-A	PCT	FT-A	PCT	O-D-T	AVG	A	TO	BL	ST	PF-D	MIN	AVG	PTS	AVG
2010-11	35-27	117-256	.457	43-90	.478	53-64	.828	57-92-149	4.3	50	55	27	35	68-1	912	26.1	330	9.4
2011-12	36-36	156-426	.366	53-165	.321	83-109	.761	57-87-144	4.0	59	86	25	79	73-2	1173	32.6	448	12.4
2012-13	29-29	151-358	.422	43-123	.350	69-87	.793	45-80-125	4.3	74	67	21	64	51-1	1061	36.6	414	14.3
Totals	100-92	424-1040	.408	139-378	.368	205-260	.788	159-259-418	4.2	183	208	73	178	192-4	3146	31.5	1192	11.9

ACC Only

Year	GP-GS	FG-A	Pct.	3FG-A	Pct.	FT-A	Pct.	O-D-T	Avg.	A	TO	B	ST	PF-D	Min.	Avg.	Pts.	Avg.
2010-11	14-14	67-143	.469	24-51	.471	19-22	.864	24-40-64	4.6	25	24	14	18	29-1	448	32.0	177	12.6
2011-12	16-16	69-203	.340	23-81	.284	43-51	.843	35-43-78	4.9	26	34	10	34	31-1	547	34.2	204	12.8
2012-13	18-18	99-231	.429	28-80	.350	54-66	.818	32-49-81	4.5	37	39	14	41	30-0	689	38.3	280	15.6
Totals	48-48	235-577	.407	75-212	.354	116-139	.835	91-132-223	4.6	88	97	38	93	90-2	1684	35.0	661	13.8



33

RAESHAUN GAFFNEY



Guard • 5-11 • R-Fr.
Fairfield, Ohio
Fairfield High School

Cavalier Career

2012-2013

- Missed the entire season recovering from a stress fracture
- Had surgery to repair the stress fracture in her right shin on Jan. 18

High School

- Rated the No. 35 prospect by Blue Star Basketball and an ESPN HoopGurlz Top 100 prospect
- Played two years at Mount Notre Dame before transferring to Fairfield Senior High for her junior and senior seasons
- Starting player on the 2008-09 Mount Notre Dame squad that won the state championship and were ranked No. 10 in the nation
- As a sophomore at MND, earned first team All-City, first team All-Greater Cincinnati League averaging 20.3 ppg
- As a junior at Fairfield Senior High, averaged 26.1 ppg to earn first team All-City, first team All-Greater Miami Conference, and second team All-State honors
- Scored her 1,000th high school career point as a junior
- As a senior at Fairfield Senior High, averaged 26.7 ppg and 10 rpg and was a McDonald's All-American nominee

Personal

- Parents are Shauna and Raymond Gaffney
- Father, Raymond Gaffney, played collegiate basketball at Minnesota
- Has a younger brother, Ryan



GAFFNEY'S CAREER STATISTICS

Year	G-GS	FG-A	PCT	3FG-A	PCT	FT-A	PCT	O-D-T	AVG	A	TO	BL	ST	PF-D	MIN	AVG	PTS	AVG
2012-13	INJ																	

ACC Only

Year	GP-GS	FG-A	Pct.	3FG-A	Pct.	FT-A	Pct.	O-D-T	Avg.	A	TO	B	ST	PF-D	Min.	Avg.	Pts.	Avg.
2012-13	INJ																	



15 JARYN GARNER



Guard • 5-7 • So.
Sewell, N.J.
Germantown Academy

Cavalier Career

2012-2013

- Made her collegiate debut playing the final two minutes against James Madison
- Scored six points in 13 minutes against Providence
- Topped her previous-career high of eight points (at Maryland) with a 10-point performance against Wake Forest, also grabbing four rebounds with a pair of steals

High School

- McDonald's All-American nominee
- Ranked a three-star prospect by ESPNHoopGurlz,
- Two time first team All-Inter-AC League at Germantown Academy in Fort Washington, Pa.
- Earned All-State honors as a senior
- Averaged 13 points, 6 rebounds, and four steals per game in high school
- On the Germantown Academy top-ten list for career steals

Personal

- Parents are Tracy & Dale Garner
- Father, Dale, ran track at Albion College
- Has a younger brother, Joshua



GARNER'S CAREER STATISTICS

Year	G-GS	FG-A	PCT	3FG-A	PCT	FT-A	PCT	O-D-T	AVG	A	TO	BL	ST	PF-D	MIN	AVG	PTS	AVG
2012-13	20-0	15-44	.341	0-1	.000	18-25	.720	8-18-26	1.3	8	17	0	13	21-0	165	8.7	48	2.4

ACC Only

Year	GP-GS	FG-A	Pct.	3FG-A	Pct.	FT-A	Pct.	O-D-T	Avg.	A	TO	B	ST	PF-D	Min.	Avg.	Pts.	Avg.
2012-13	12-0	10-24	.417	0-0	.000	12-17	.706	4-13-17	1.4	3	10	0	9	14-0	101	8.4	32	2.7



14 LEXIE GERSON

Guard • 5-10 • R-Sr.
Fort Washington, Pa.
The Peddie School (N.J.)



Cavalier Career

2012-2013

- Missed the entire season recovering from hip surgery

2011-12

- Earned a spot on the 2012 ACC All-Defensive Team
- Named the team's Best Defensive Player
- Led Virginia in total steals (113) and steals per game (3.1)
- Those totals consistently ranked in the top 15 nationally and top three in the ACC all season long
- Averaged 9.5 points, 3.8 rebounds and 2.6 assists per game in 36 appearances
- Started 24-consecutive games to end the season
- Scored in double figures on 18 occasions, highlighted by a 19-point performance vs. Radford (Dec. 18)
- Had at least five steals eight different times, including a seven-steal game vs. James Madison on Dec. 20

2010-11

- Appeared in 30 games and started 13, averaging 5.5 points and 1.9 rebounds per game
- Reached double digits in points on six occasions, including a career-high 19 points vs. Radford (Dec. 6)
- Had her best performance of the season against the Highlanders, finishing 6-for-15 from the field and tying a career-high with three 3-pointers

2009-10

- Appeared in 30 games and started 15 for the Cavaliers
- Averaged 5.0 points and 1.6 rebounds
- Led the team in free throw shooting, connecting on 35-of-43 (81 percent)
- Had eight double-digit scoring games, including a run of four-straight from Jan. 24 to Feb. 4 against ACC opponents Georgia Tech, NC State, Wake Forest and Clemson
- Scored a career-high 15 points at Wake Forest (Jan. 31), including a personal best three 3-pointers
- Hauled down a career-high seven rebounds in her first-career ACC Tournament contest vs. NC State (March 5)

High School

- Received an honorable mention All-American nod from the 2009 Women's Basketball Coaches Association (WBCA)
- Ranked as the No. 6 shooting guard and No. 26 overall player in the class by the Collegiate Girls Basketball Report
- Played AAU basketball for the Philadelphia Belles
- The Peddie School ended with 20-straight victories in Gerson's senior season and cracked the top 50 in national polls
- The Peddie School went on to win the state and MAPL championships, its fourth-straight
- Scored her 1,000th career point in February of her senior season

Personal

- Daughter of Mitch and Andrea Gerson

GERSON'S CAREER STATISTICS

Year	G-GS	FG-A	PCT	3FG-A	PCT	FT-A	PCT	O-D-T	AVG	A	TO	BL	ST	PF-D	MIN	AVG	PTS	AVG
2009-10	30-15	50-152	.329	14-69	.203	35-43	.814	19-29-48	1.6	27	47	8	29	45-0	489	16.3	149	5.0
2010-11	30-13	59-180	.328	16-57	.281	30-40	.750	21-36-57	1.9	29	40	6	33	29-1	514	17.1	164	5.5
2011-12	36-24	123-339	.363	33-129	.256	62-73	.849	41-95-136	3.8	94	61	10	113	49-0	1185	32.9	341	9.5
2012-13	DNP																	
Totals	96-52	232-671	.346	63-225	.247	127-156	.814	81-160-241	2.4	150	148	24	175	123-1	2188	22.8	645	6.8

ACC Only

Year	GP-GS	FG-A	Pct.	3FG-A	Pct.	FT-A	Pct.	O-D-T	Avg.	A	TO	B	ST	PF-D	Min.	Avg.	Pts.	Avg.
2009-10	14-12	30-89	.337	7-40	.175	22-28	.786	11-9-20	1.4	19	22	5	19	23-0	293	20.9	89	6.4
2010-11	11-4	10-42	.238	4-21	.190	8-11	.727	3-11-14	1.3	2	7	1	12	5-0	126	11.5	32	2.9
2011-12	16-16	60-187	.337	12-60	.200	30-36	.833	23-40-63	3.9	44	31	6	53	18-0	584	36.5	162	10.1
2012-13	DNP																	
Totals	41-32	100-309	.324	23-121	.190	60-75	.800	37-60-97	2.4	65	60	12	84	46-0	1003	24.5	283	6.9



42

**SARAH
IMOV BIOH**

Forward • 6-2 • Jr.
Abuja, Nigeria
St. Anne's-Belfield (Va.)



Cavalier Career

2012-2013

- Led the ACC in field goal percentage, scoring on 59.1 percent of her shots
- Ranked 15th in the ACC in rebounding (6.8 per game)
- Started the first eight games of the season and the last five games of the season
- Her 21 points against JMU ties the record for the most by a rookie Cavalier in the season opener
- Put up double doubles in two of her first three collegiate games
- Had her second 20-pt effort against Syracuse, scoring 10 of those points in the first five minutes of the game. Was a perfect 8-for-8 from FT line
- Shot 80.0 percent from the field (12-of-15) and 91.6 percent from the line (11-of-12) at the San Juan Shootout tournament
- Scored eight points with seven rebounds in eight minutes at No. 11 North Carolina
- Came off the bench for a double-double of 12 points and 15 rebounds at BC,
- Scored 18 points with a career-high 18 rebounds in the overtime game against Wake Forest, also pulling in a season-high five rebounds
- Her 18 rebounds against Wake was the highest single-game total for a Cavalier player during the 2012-13 season
- Had four blocked shots with nine points and nine rebounds at NC State

2011-12

- Ruled ineligible to compete and practice by the NCAA during her first year at UVa. The ruling was a result of a gap in her high school enrollment while living in Nigeria. NCAA bylaw 14.3.1.2.1 requires prospective student-athletes to complete their core-curriculum requirements within four consecutive years of their initial date of high school enrollment
- Imovbioh has three years of eligibility remaining, but has a unique situation. NCAA Rules state she could earn that fourth year back if she earns 80 percent of her degree by her fifth year (2015-16).

High School

- A member of the *Parade Magazine* All-American High School Girls Basketball Team (May 2011)
- Ranked No. 15 at her position by *HoopGurlz.com*
- Played high school basketball at St. Anne's-Belfield High School in Charlottesville, Va.
- Averaged 29.0 points and 22.6 rebounds per game during her senior season
- Scored 31 points and grabbed 25 rebounds in her final high school game in the VIS Division II state championship game
- To end her 2009-10 high school season, had a 53-point performance in the state semifinals
- Averaged 32.2 points, 20.0 rebounds, 4.9 blocked shots and 4.3 steals per game during her junior high school season

IMOV BIOH'S CAREER STATISTICS


Year	G-GS	FG-A	PCT	3FG-A	PCT	FT-A	PCT	O-D-T	AVG	A	TO	BL	ST	PF-D	MIN	AVG	PTS	AVG
2012-13	30-13	91-154	.591	0-0	.000	73-106	.689	85-120-205	6.33	11	56	13	13	81-2	535	17.8	255	8.5

ACC Only

Year	GP-GS	FG-A	Pct.	3FG-A	Pct.	FT-A	Pct.	O-D-T	Avg.	A	TO	B	ST	PF-D	Min.	Avg.	Pts.	Avg.
2012-13	18-5	45-85	.529	0-0	.000	33-52	.635	52-62-114	6.3	8	35	11	9	39-1	296	16.4	123	6.8



12 BREYANA MASON



Guard • 5-8 • Fr.
Woodbridge, Va.
Forest Park High School

High School

- 2012-13 Gatorade Virginia Player of the Year
- 2012-13 Parade Magazine All-American
- In her senior season, averaged 26.9 points, 7.3 rebounds, 4.8 assists and 2.9 steals per game
- 2012-13 Cardinal District Player of the Year and a four-time All-Cardinal District honoree
- Three-time All-Northwest Region first team
VHSI All-State team and Washington Post All-Met first team
- Ranked No. 51 overall and as the No. 13 point guard by ESPN Hoop-Gurlz and No. 57 overall by Blue Star
- Attended the same high school as Virginia alum Monica Wright, breaking Wright's career scoring record, putting up 1,979 points in her four years of high school
- Factoring in the two years of middle school (seventh and eighth grade) in which she played varsity basketball, Mason scored 3,313 points in six seasons

Personal

- Parents are Nancy & Quinton Mason
- Graduated summa cum laude from Forest Park High School
- Volunteered at the Prince William County Animal Shelter as well as assisting her church to feed the homeless



MASON'S CAREER STATISTICS

Year	G-GS	FG-A	PCT	3FG-A	PCT	FT-A	PCT	O-D-T	AVG	A	TO	BL	ST	PF-D	MIN	AVG	PTS	AVG
------	------	------	-----	-------	-----	------	-----	-------	-----	---	----	----	----	------	-----	-----	-----	-----

ACC Only

Year	GP-GS	FG-A	Pct.	3FG-A	Pct.	FT-A	Pct.	O-D-T	Avg.	A	TO	B	ST	PF-D	Min.	Avg.	Pts.	Avg.
------	-------	------	------	-------	------	------	------	-------	------	---	----	---	----	------	------	------	------	------



20 FAITH RANDOLPH



Guard • 5-10 • So.
Derwood, Md.
Our Lady of Good Counsel

Cavalier Career

2012-2013

- Appeared in all 30 games with seven starts
- Made her collegiate debut playing 23 minutes against JMU, scoring 5 pts with 2 rebounds
- Had her first career double-digit scoring effort (10 pts) vs. Syracuse
- Had seven assists in the two games of the San Juan Shootout
- Had her first career start against Coppin State, scoring six points with four rebounds, two steals, and an assist
- Made her second career start at Boston College, scoring six points in 22 minutes
- Scored 12 points in her start at Clemson, hitting a pair of three-pointers
- Scored 19 points in the regular-season finale vs. No. 24 Florida State, making 8 (of 18) field goals in a career-high 39 minutes
- Followed that with a 15-point performance in the ACC Tournament first-round game against Boston College

High School

- Ranked as the No. 26 prospect in the class by ESPNHoopGurlz
- Our Lady of Good Counsel squad won WCAC Championship in 2011-12
- Named WCAC Player of the Year her senior season
- Was also named first team All-Gazette Player of the Year and first team All-Met in 2011-12
- Attended USA Basketball U18 trials in Colorado Springs during the summer of 2012
- Averaged 16.6 ppg, 3 assists, and 2.5 steals per game in her senior year

Personal

- Parents are Deborah and Gary Randolph



RANDOLPH'S CAREER STATISTICS


Year	G-GS	FG-A	PCT	3FG-A	PCT	FT-A	PCT	O-D-T	AVG	A	TO	BL	ST	PF-D	MIN	AVG	PTS	AVG
2012-13	30-7	49-186	.263	13-66	.197	39-47	.830	13-36-49	1.63	26	47	2	18	22-0	624	20.8	150	5.0

ACC Only

Year	GP-GS	FG-A	Pct.	3FG-A	Pct.	FT-A	Pct.	O-D-T	Avg.	A	TO	B	ST	PF-D	Min.	Avg.	Pts.	Avg.
2012-13	18-5	25-100	.250	7-37	.189	22-23	.957	7-17-24	1.3	7	21	1	8	9-0	331	18.4	79	4.4



13 TIFFANY SUAREZ



Guard • 5-11 • Fr.
Miami, Fla.
Our Lady of Lourdes

High School

- Dade County Girl's Basketball 8A Player of the Year
- Three-time All-State
- Two-time All-Dade County
- Ranked No. 74 overall by Blue Star and No. 31 at her position by ESPN Hoop Gurl

Personal

- Parents are Cecilia Suarez and Oscar Suarez
- Has two older sisters, Gabrielle and Danielle
- Sister, Danielle, played four years of basketball at Southeastern University, an NAIA school in Lakeland, Fla



SUAREZ'S CAREER STATISTICS

Year	G-GS	FG-A	PCT	3FG-A	PCT	FT-A	PCT	O-D-T	AVG	A	TO	BL	ST	PF-D	MIN	AVG	PTS	AVG
------	------	------	-----	-------	-----	------	-----	-------	-----	---	----	----	----	------	-----	-----	-----	-----

ACC Only

Year	GP-GS	FG-A	Pct.	3FG-A	Pct.	FT-A	Pct.	O-D-T	Avg.	A	TO	B	ST	PF-D	Min.	Avg.	Pts.	Avg.
------	-------	------	------	-------	------	------	------	-------	------	---	----	---	----	------	------	------	------	------



44 SYDNEY UMERI



Forward • 6-1 • Fr.
Acworth, Ga.
The Lovett School

High School

- Ranked No. 29 overall and as the No. 9 forward by ESPN HoopGurlz
- Won a gold medal with the 2011 USA Basketball's U16 team at the FIBA Americas Championship in Mérida, Mexico
- Helped lead The Lovett School to a 2012 Georgia Region 6AA championship
- Four-time All-Region 6AA team
- Two-time Atlanta Tipoff Club Jackie Bradford All-Metro Girls honorable mention
- 2013 McDonald's All-America nominee
- Also competed one season (2009) for The Lovett School track team in the long and triple jumps, 400 and 4x400 and 4x100 relays as well as being a middle blocker for two seasons with the volleyball team

Personal

- Parents are Bernard and Cathy Umeri
- Has a younger brother, Justin
- Was a member of The Lovett School's National Honor Society and a four-year member of the Scholar's List
- Volunteered at the Agape Community Center in Atlanta, working with after-school programs, and for M.U.S.T. Ministries in Marietta, helping people try to break the cycle of poverty and homelessness



UMERI'S CAREER STATISTICS

Year	G-GS	FG-A	PCT	3FG-A	PCT	FT-A	PCT	O-D-T	AVG	A	TO	BL	ST	PF-D	MIN	AVG	PTS	AVG
------	------	------	-----	-------	-----	------	-----	-------	-----	---	----	----	----	------	-----	-----	-----	-----

ACC Only

Year	GP-GS	FG-A	Pct.	3FG-A	Pct.	FT-A	Pct.	O-D-T	Avg.	A	TO	B	ST	PF-D	Min.	Avg.	Pts.	Avg.
------	-------	------	------	-------	------	------	------	-------	------	---	----	---	----	------	------	------	------	------



10
KELSEY
WOLFE

Guard • 5-10 • Sr.
Germantown, Md.
Seneca Valley High School



Cavalier Career

2012-13

- Suffered a knee injury 5:28 into the Maryland game (Feb. 17) and missed the remainder of the season after having surgery to repair the anterior cruciate ligament (ACL) in her right knee
- Ranked second on the team in scoring (10.6 ppg) and steals (45) and third in assists (54) at the time of her injury
- Came into the season averaging 2.8 points per game in her Cavalier career
- Ranked eighth in the ACC in free throw percentage (78.8)
- Ranked 10th in the ACC in steals (1.8 per game)
- Set career highs in points, free throws, and assists at Penn, scoring 22 points while going 9-for-9 from the free throw line
- The 22-points was 10 points higher than her previous career high
- Topped her 22-points with a 25-point performance at Minneapolis
- Has scored in double digits in back-to-back games three times in her career, twice this season
- Had a stretch of 16 consecutive made free throws (11/12-11/29)
- Scored 11 points during the Cavaliers 21-4 run in the final 8 minutes against Coppin State, hitting three three-pointers in that stretch. Scored a game-high 14 total points in the contest
- Followed up an 18-point performance at Miami by scoring 17 at Georgia Tech
- Had her third 20-point game of the season with 24 points against NC State, scoring 12 of the Cavaliers first 17 points

2011-12

- Appeared in 35 games, averaging 2.9 points and 1.8 rebounds per game
- Scored 12 points in a victory against Clemson on Feb. 12
- Also reached double figures for scoring (11 points) at Florida State (Feb. 26)
- Seven points and eight rebounds vs. Wagner at the Marriott Cavalier

Classic

2010-11

- Appeared in 22 games and averaged 2.7 points and 1.3 rebounds per game
- Began her college career with 12 points and 10 rebounds at Hofstra (Nov. 12) for first-career double-double
- Followed that up with 12 points against Mount St. Mary's in the home opener (Nov. 14)

High School

- A four-year letterwinner for Seneca Valley High School, where was earned the Team MVP award for four years
- The Washington Post's All-Metro Player of the Year in 2010
- Led the Screaming Eagles to a 27-0 record and the Maryland 3A State Championship
- The Gatorade Player of the Year in Maryland after averaging 20.0 points (29.8 in the postseason), six rebounds and four assists per game
- A Montgomery Gazette first team selection in 2009 and 2010
- Scored her 1000th-career point on Jan. 23, 2009 and graduated as Seneca Valley's all-time leading scorer with 1,809 points
- Played for the Fairfax Stars on the AAU level
- A National Honor Society member

Personal

- Parents are Marcy and Kurt Wolfe
- Has two brothers, Patrick and Thomas, and one sister, Jessie

WOLFE'S CAREER STATISTICS

Year	G-GS	FG-A	PCT	3FG-A	PCT	FT-A	PCT	O-D-T	AVG	A	TO	BL	ST	PF-D	MIN	AVG	PTS	AVG
2010-11	22-0	21-62	.339	11-40	.275	7-13	.538	7-21-28	1.3	17	26	3	6	21-1	201	9.1	60	2.7
2011-12	35-0	32-115	.278	10-54	.185	28-38	.737	28-35-63	1.8	31	32	0	27	35-0	435	12.4	102	2.9
2012-13	25-25	87-235	.370	29-97	.299	63-80	.788	25-67-92	3.7	54	76	2	45	64-1	740	29.6	266	10.6
Totals	57-0	53-177	.299	21-94	.223	35-51	.686	35-56-91	1.5	48	58	3	33	56-1	606	10.6	162	2.8

ACC Only

Year	GP-GS	FG-A	Pct.	3FG-A	Pct.	FT-A	Pct.	O-D-T	Avg.	A	TO	B	ST	PF-D	Min.	Avg.	Pts.	Avg.
2010-11	7-0	3-13	.231	2-7	.286	2-3	.667	2-2-4	0.6	2	4	1	2	2-0	45	6.4	10	1.4
2011-12	16-0	17-54	.315	5-28	.179	11-15	.733	10-12-22	1.4	15	14	0	9	15-0	198	12.4	50	3.1
2012-13	14-14	46-126	.365	16-54	.296	31-44	.705	11-34-45	3.2	26	41	1	21	39-0	416	29.7	139	9.9
Totals	37-14	66-183	.360	23-89	.258	44-62	.710	23-48-71	1.9	43	59	2	32	56-0	659	17.8	199	5.4



2012-13 RESULTS & LEADERS



RECORD:	OVERALL	HOME	AWAY	NEUTRAL
ALL GAMES	16-14	10-5	5-7	1-2
CONFERENCE	8-10	5-4	3-6	0-0
NON-CONFERENCE	8-4	5-1	2-1	1-2

Date	Rank	Opponent	Score	W/L	Rec.	ACC	Attend.	High Scorer	High Reb.	Opp. High Scr
11/09	RV/RV	JAMES MADISON	78-57	W	1-0	0-0	4361	Imovbioh 21	Imovbioh 10	Burkholder 25
11/12	RV/RV	at Penn	68-65	W	2-0	0-0	502	Wolfe 22	Wolfe 9	Baron 21
11/18	RV/RV	PROVIDENCE	61-42	W	3-0	0-0	3281	Imovbioh 13	Imovbioh 12	Rule 14
11/23	RV/RV	vs No. 17/19 Vanderbilt	73-66	W	4-0	0-0	n/a	Pitts 20	McCall 7	Foggie 26
11/24	RV/RV	vs RV Syracuse	74-73	L	4-1	0-0	n/a	Imovbioh 20	Imovbioh 7	Alexander 18
11/19	RV/RV	at RV Minnesota	90-68	W	5-1	0-0	2215	Wolfe 25	several 6	Banham 21
12/02	RV/RV	No. 25/23 W VIRGINIA	54-47	L	5-2	0-0	3635	Egwu 14	Imovbioh 6	Caldwell 19
12/06		at No. 9/9 Maryland	79-55	L	5-3	0-1	3898	Franklin 15	Franklin 6	Hawkins, Thomas 20
12/18		COPPIN STATE	54-44	W	6-3	0-1	3294	Wolfe 14	McCall 13	Spotwood 10
12/21		at Alabama	73-70 (2OT)	L	6-4	0-1	843	Wolfe 16	McCall 12	Simmons 22
12/28		NORFOLK STATE	66-23	W	7-4	0-1	3356	Egwu 16	McCall 14	Leonard 9
12/29		XAVIER	54-45	W	8-4	0-1	3410	Franklin 12	Imovbioh 10	Wanninger 14
01/03		VIRGINIA TECH	52-48	W	9-4	1-1	4031	Crosby 16	McCall 9	Tellier 20
01/06		at RV/RV Miami	58-52	L	9-5	1-2	1125	Wolfe 18	McCall 11	Yderstrom 17
01/10		at Georgia Tech	62-51	W	10-5	2-2	671	McCall 18	Egwu 15	Jackson 20
01/13		NC STATE	78-59	W	11-5	3-2	3479	Wolfe 24	McCall 11	Burke 19
01/17		at No. 11/19 N Carolina	71-60	L	11-6	3-3	1628	Wolfe/McCall 13	Egwu 10	McDaniel 15
01/20		RV MIAMI	62-52	W	12-6	4-3	3874	Franklin 17	McCall 8	Wilson 12
01/24		BOSTON COLLEGE	69-57	W	13-6	5-3	3119	Franklin 18	McCall/Imovbioh 9	Shields 15
01/27		at Wake Forest	69-64	W	14-6	6-3	868	Franklin 23	Imovbioh 8	Williams 15
02/03		GEORGIA TECH	65-62	L	14-7	6-4	4691	McCall 28	Egwu 9	Marshall 25
02/08		NO. 5/4 Duke	62-41	L	14-8	6-5	3798	Franklin 15	McCall 11	Williams 18
02/10		at Virginia Tech	50-47	W	15-8	7-5	2155	McCall/Franklin 12	Imovbioh 11	Evans 13
02/14		at Boston College	61-49	L	15-9	7-6	313	Egwu/Imovbioh12	Imovbioh 15	Shields 21
02/17		NO. 7/8 MARYLAND	73-44	L	15-10	7-7	4872	Franklin 21	McCall/Crosby 4	Thomas 27
02/21		at Clemson	64-62	L	15-11	7-8	1076	Franklin 21	Franklin 6	Pettaway 15
02/25		WAKE FOREST	73-68 (OT)	L	15-12	7-9	3212	Imovbioh 18	Imovbioh 18	Boykin 25
02/29		at NC State	80-59	L	15-13	7-10	1689	Franklin 23	Imovbioh 9	Gatling 21
03/03		NO. 24 FLA. STATE	72-60	W	16-13	8-10	4054	Randolph 19	Egwu 11	Deluzio 22
03/07		vs Boston College	66-57	L	16-14	8-11	6066	Franklin 17	Imovbioh 10	Shields 16

2013 VIRGINIA HONORS & AWARDS

All-ACC First Team
Ataira Franklin

VaSID All-State Team (First Team)
Ataira Franklin

VaSID All-State Academic Team
Simone Egwu

Cavalier Classic presented by Holiday Inn University Area
All-Tournament Team
Telia McCall (MVP)
China Crosby



2012-13 VIRGINIA SEASON STATS



RECORD:	OVERALL	HOME	AWAY	NEUTRAL
ALL GAMES	16-14	10-5	5-7	1-2
CONFERENCE	8-10	5-4	3-6	0-0
NON-CONFERENCE	8-4	5-1	2-1	1-2

#	Player	gp-gs	min	avg	Total		3-Point		F-Throw		Rebounds			pf	dq	a	to	blk	stl	pts	avg	
					fg-fga	fg%	3fg-fga	3fg%	ft-fa	ft%	off	def	tot									
23	Ataira Franklin	29-29	1061	36.6	151-358	.422	43-123	.350	69-87	.793	45	80	125	4.3	51	1	74	67	21	64	414	14.3
10	Kelsey Wolfe	25-25	740	29.6	87-235	.370	29-97	.299	63-80	.788	25	67	92	3.7	64	1	54	76	2	45	266	10.6
42	Sarah Imovbioh	30-13	535	17.8	91-154	.591	0-0	.000	73-106	.689	85	120	205	6.8	81	2	11	56	13	13	255	8.5
30	Telia McCall	27-23	776	28.7	83-199	.417	7-22	.318	50-64	.781	68	140	208	7.7	71	3	37	67	15	39	223	8.3
04	Egwu, Simone	25-23	655	26.2	62-115	.539	0-1	.000	45-58	.776	50	86	136	5.4	63	0	16	51	18	15	169	6.8
01	China Crosby	30-30	1037	34.6	62-224	.277	20-86	.233	50-65	.769	7	84	91	3.0	56	1	133	98	2	48	194	6.5
20	Faith Randolph	30-7	624	20.8	49-186	.263	13-66	.197	39-47	.830	13	36	49	1.6	22	0	26	47	2	18	150	5.0
21	Jazmin Pitts	22-0	301	13.7	36-86	.419	0-0	.000	25-52	.481	26	28	54	2.5	47	1	8	30	7	13	97	4.4
15	Jaryn Garner	20-0	167	8.4	15-44	.341	0-1	.000	18-25	.720	8	18	26	1.3	21	0	8	17	0	13	48	2.4
03	Sarah Beth Barnette	21-0	179	8.5	17-45	.378	5-21	.238	2-2	1.000	12	17	29	1.4	21	0	8	11	4	6	41	2.0
Team												68	73	141			15					
Total.....		30	6075		653-1646	.397	117-417	.281	434-586	.741	407	749	1156	38.5	497	9	375	535	84	274	1857	61.9
Opponents.....		30	6075		655-1716	.382	188-570	.330	303-449	.675	395	654	1049	35.0	522	-	407	517	89	235	1801	60.0

TEAM STATISTICS	VA	OPP	Date	Opponent	Score	Att.
SCORING	1857	1801	11/9/12	JAMES MADISON	w 78-57	4361
Points per game	61.9	60.0	11/12/12	at Penn	w 68-65	502
Scoring margin	+1.9	-	11/18/12	PROVIDENCE	w 61-42	3281
FIELD GOALS-ATT	653-1646	655-1716	11/23/12	vs Vanderbilt	w 73-66	0
Field goal pct	.397	.382	11/24/12	vs Syracuse	L 73-74	0
3 POINT FG-ATT	117-417	188-570	11/29/12	at Minnesota	w 90-68	2215
3-point FG pct	.281	.330	12/02/12	WEST VIRGINIA	L 47-54	3635
3-pt FG made per game	3.9	6.3	* 12/06/12	at Maryland	L 55-79	3898
FREE THROWS-ATT	434-586	303-449	12/18/12	COPPIN STATE	w 54-44	3294
Free throw pct	.741	.675	12/21/12	at Alabama	Lo2 70-73	843
F-Throws made per game	14.5	10.1	12/28/12	NORFOLK STATE	w 66-23	3356
REBOUNDS	1156	1049	12/29/12	XAVIER	w 54-45	3410
Rebounds per game	38.5	35.0	* 01/03/13	VIRGINIA TECH	w 52-48	4031
Rebounding margin	+3.6	-	* 01/06/13	at Miami	L 52-58	1125
ASSISTS	375	407	* 1/10/13	at Georgia Tech	w 62-51	671
Assists per game	12.5	13.6	* 01/13/13	NORTH CAROLINA ST.	w 78-59	3479
TURNOVERS	535	517	* 01/17/13	at North Carolina	L 60-71	1628
Turnovers per game	17.8	17.2	* 01/20/13	MIAMI	w 62-52	3874
Turnover margin	-0.6	-	* 01/24/13	BOSTON COLLEGE	w 69-57	3119
Assist/turnover ratio	0.7	0.8	* 01/27/13	at Wake Forest	w 69-64	868
STEALS	274	235	* 02/03/13	GEORGIA TECH	L 62-65	4691
Steals per game	9.1	7.8	* 02/08/13	DUKE	L 41-62	3798
BLOCKS	84	89	* 02/10/13	at Virginia Tech	w 50-47	2155
Blocks per game	2.8	3.0	* 2/14/13	at Boston College	L 49-61	313
ATTENDANCE	56467	23049	* 02/17/13	MARYLAND	L 44-73	4872
Home games-Avg/Game	15-3764	12-1415	* 02/21/13	at Clemson	L 62-64	1076
Neutral site-Avg/Game	-	3-2022	* 02/25/13	WAKE FOREST	Lot 68-73	3212
Score by Periods	1st	2nd	OT	OT2	Totals	
Virginia	882	955	16	4	1857	
Opponents	821	952	21	7	1801	

* - Conference game



2012-13 VIRGINIA ACC STATS



RECORD:	OVERALL	HOME	AWAY	NEUTRAL
ALL GAMES	8-10	5-4	3-6	0-0
CONFERENCE	8-10	5-4	3-6	0-0
NON-CONFERENCE	0-0	0-0	0-0	0-0

#	Player	gp-gs	min	avg	Total			3-Point		F-Throw		Rebounds				pf	dq	a	to	blk	stl	pts	avg
					fg-fga	fg%	3fg-fga	3fg%	ft-fita	ft%	off	def	tot	avg									
23	Ataira Franklin	18-18	689	38.3	99-231	.429	28-80	.350	54-66	.818	32	49	81	4.5	30	0	37	39	14	41	280	15.6	
10	Kelsey Wolfe	14-14	416	29.7	46-126	.365	16-54	.296	31-44	.705	11	34	45	3.2	39	0	26	41	1	21	139	9.9	
30	Telia McCall	15-12	432	28.8	52-125	.416	5-18	.278	37-47	.787	38	73	111	7.4	44	2	16	31	4	17	146	9.7	
42	Sarah Imovbioh	18-5	296	16.4	45-85	.529	0-0	.000	33-52	.635	52	62	114	6.3	39	1	8	35	11	9	123	6.8	
01	China Crosby	18-18	640	35.6	36-137	.263	11-49	.224	31-37	.838	2	50	52	2.9	30	0	79	65	2	24	114	6.3	
04	Simone Egwu	18-18	483	26.8	40-77	.519	0-0	.000	26-36	.722	36	62	98	5.4	45	0	14	39	14	12	106	5.9	
20	Faith Randolph	18-5	331	18.4	25-100	.250	7-37	.189	22-23	.957	7	17	24	1.3	9	0	7	21	1	8	79	4.4	
21	Jazmin Pitts	14-0	182	13.0	12-43	.279	0-0	.000	17-29	.586	15	13	28	2.0	26	1	6	15	5	9	41	2.9	
15	Jaryn Garner	12-0	101	8.4	10-24	.417	0-0	.000	12-17	.706	4	13	17	1.4	14	0	3	10	0	9	32	2.7	
03	Sarah Beth Barnette	11-0	55	5.0	2-12	.167	2-10	.200	0-0	.000	2	6	8	0.7	7	0	3	1	2	5	6	0.5	
Team																							
Total.....		18	3625		367-960	.382	69-248	.278	263-351	.749	232	413	645	35.8	283	4	199	310	54	155	1066	59.2	
Opponents.....		18	3625		411-1018	.404	109-318	.343	193-271	.712	235	396	631	35.1	308	-	261	299	60	135	1124	62.4	

TEAM STATISTICS

	VA	OPP	Date	Opponent	Score	Att.	
SCORING	1066	1124	* 12/06/12	at Maryland	L	55-79	3898
Points per game	59.2	62.4	* 01/03/13	VIRGINIA TECH	w	52-48	4031
Scoring margin	-3.2	-	* 01/06/13	at Miami	L	52-58	1125
FIELD GOALS-ATT	367-960	411-1018	* 1/10/13	at Georgia Tech	w	62-51	671
Field goal pct	.382	.404	* 01/13/13	NORTH CAROLINA ST.	w	78-59	3479
3 POINT FG-ATT	69-248	109-318	* 01/17/13	at North Carolina	L	60-71	1628
3-point FG pct	.278	.343	* 01/20/13	MIAMI	w	62-52	3874
3-pt FG made per game	3.8	6.1	* 01/24/13	BOSTON COLLEGE	w	69-57	3119
FREE THROWS-ATT	263-351	193-271	* 01/27/13	at Wake Forest	w	69-64	868
Free throw pct	.749	.712	* 02/03/13	GEORGIA TECH	L	62-65	4691
F-Throws made per game	14.6	10.7	* 02/08/13	DUKE	L	41-62	3798
REBOUNDS	645	631	* 02/10/13	at Virginia Tech	w	50-47	2155
Rebounds per game	35.8	35.1	* 2/14/13	at Boston College	L	49-61	313
Rebounding margin	+0.8	-	* 02/17/13	MARYLAND	L	44-73	4872
ASSISTS	199	261	* 02/21/13	at Clemson	L	62-64	1076
Assists per game	11.1	14.5	* 02/25/13	WAKE FOREST	Lot	68-73	3212
TURNOVERS	310	299	* 02/28/13	at NC State	L	59-80	1689
Turnovers per game	17.2	16.6	* 03/03/13	FLORIDA STATE	w	72-60	4054
Turnover margin	-0.6	-	* - Conference game				
Assist/turnover ratio	0.6	0.9					
STEALS	155	135					
Steals per game	8.6	7.5					
BLOCKS	54	60					
Blocks per game	3.0	3.3					
ATTENDANCE	35130	13423					
Home games-Avg/Game	9-3903	9-1491					
Neutral site-Avg/Game	-	0-0					

Score by Periods	1st	2nd	OT	Totals
Virginia	505	553	8	1066
Opponents	517	594	13	1124



2012-13 POINTS - REBOUNDS - ASSISTS



Opponent	Barnette	Crosby	Egwu	Franklin	Garner	Imovbioh	McCall
JMU	10-2-3	8-3-4	INJ	20-2-4	2-0-1	21-10-1	2-5-4
at Penn	7-3-1	2-3-0	INJ	13-7-3	0-0-0	6-4-0	14-8-3
PROV	4-5-0	3-7-4	INJ	14-2-2	6-1-1	13-12-1	5-9-3
Vandy	0-0-0	13-5-7	INJ	4-6-3	0-1-0	15-6-0	6-7-1
Syracuse	2-2-0	10-3-1	INJ	9-2-2	DNP	20-7-0	4-5-0
Minn	7-1-1	5-0-6	5-3-0	13-4-8	DNP	7-6-0	8-6-2
W VIRGINIA	0-1-0	7-5-6	14-4-0	12-3-0	DNP	7-6-0	0-3-0
Maryland*	0-1-0	2-3-3	0-1-0	3-6-1	4-3-1	10-2-0	5-5-0
COPPIN ST	0-3-0	7-2-6	11-10-1	INJ	6-1-1	6-4-0	4-13-2
Alabama	5-4-0	7-2-4	11-7-0	8-4-3	0-3-0	9-10-1	8-12-1
NORFOLK ST	0-0-0	6-3-3	16-4-1	12-2-5	2-2-2	12-6-0	9-14-3
XAVIER	INJ	5-1-8	4-7-0	12-9-4	DNP	11-10-0	10-7-1
VA TECH	0-0-0	16-2-1	5-3-0	13-1-2	0-3-0	7-3-0	4-9-1
Miami*	DNP	7-1-4	4-8-0	9-2-4	DNP	4-6-0	10-11-0
Ga Tech*	DNP	5-2-4	3-15-1	16-3-5	DNP	1-3-0	18-10-1
NC STATE*	DNP	10-1-4	6-7-0	15-5-5	2-2-0	2-0-0	15-11-2
UNC*	DNP	7-2-5	6-10-2	5-2-2	0-0-0	8-7-0	13-8-1
MIAMI*	DNP	12-3-4	2-3-3	17-5-2	DNP	0-0-0	13-8-2
BC*	DNP	7-4-5	12-6-3	18-5-2	4-1-0	13-9-4	2-9-2
Wake Forest*	4-2-0	11-3-5	9-0-1	23-4-2	DNP	7-8-0	2-4-1
GA TECH*	DNP	2-5-2	5-9-1	15-6-1	DNP	2-2-0	28-5-0
DUKE*	0-0-0	7-3-5	2-5-0	15-9-0	0-1-0	0-5-0	8-11-1
Va Tech*	0-1-0	5-4-5	6-0-0	12-3-0	DNP	8-11-0	12-8-1
BC*	0-0-0	2-7-3	12-5-1	9-5-3	1-0-0	12-15-1	INJ
MARYLAND*	0-1-0	5-4-4	2-2-0	21-2-0	3-0-0	0-3-0	7-4-1
Clemson*	6-3-1	0-1-5	7-1-0	21-6-2	2-0-1	9-5-2	INJ
WAKE FOREST*	0-0-0	8-2-9	4-5-0	15-5-3	10-4-1	18-18-0	INJ
NC State*	0-0-1	6-2-4	4-7-0	23-3-1	2-2-0	9-9-0	12-4-1
FLORIDA ST*	0-1-0	4-3-7	17-11-2	18-9-2	0-1-0	13-8-1	0-4-2
BC*	DNP	7-5-5	2-3-0	17-5-3	0-1-0	5-10-0	7-9-1

Opponent	Pitts	Randolph	Wolfe
JMU	0-3-0	5-2-2	10-5-3
at Penn	0-0-0	4-3-3	22-9-6
PROV	5-6-1	4-2-1	7-5-1
Vandy	20-4-1	8-1-4	7-1-4
Syracuse	10-5-0	10-4-3	8-5-4
Minn	12-3-0	8-2-1	25-6-3
W VIRGINIA	5-5-0	0-2-0	2-3-1
Maryland*	3-2-0	3-2-1	5-1-0
COPPIN ST	INJ	6-4-1	14-3-2
Alabama	INJ	6-1-1	16-3-2
NORFOLK ST	INJ	3-2-3	6-4-1
N ILLINOIS	INJ	2-1-0	10-3-1
VA TECH	0-1-0	2-1-0	5-6-1
Miami*	0-1-1	0-3-0	18-5-3
Ga Tech*	0-1-0	2-1-0	17-4-2
NC STATE*	4-7-0	0-1-0	24-4-6
UNC*	1-3-0	7-2-0	13-4-2
MIAMI*	6-2-1	0-0-0	12-5-2
BC*	3-2-2	0-1-0	10-1-2
Wake Forest*	INJ	4-2-0	13-2-2
GA TECH*	INJ	4-0-0	6-3-2
DUKE*	INJ	6-2-2	3-1-0
Va Tech*	INJ	2-2-0	5-4-1
BC*	3-0-2	6-2-1	6-5-2
MARYLAND*	0-1-0	4-1-0	2-0-1
Clemson*	5-4-0	12-1-5	INJ
WAKE FOREST*	6-2-0	7-1-0	INJ
NC State*	1-1-0	2-0-1	INJ
FLORIDA ST*	1-1-0	19-1-1	INJ
BC*	4-0-0	15-1-0	INJ



GAME-BY-GAME COMPARISONS



	Field Goal %		3-Point FG %		Free Throw Pct.		Rebounds Turnovers	
	Virginia	Opponent	Virginia	Opponent	Virginia	Opponent	UVa-Opp	UVa-Opp
JMU	28-52 (.536)	18-55 (.327)	3-10 (.300)	8-21 (.381)	19-25 (.760)	13-17 (.765)	35-30 (+5)	21-28
at Penn	25-29 (.424)	24-57 (.421)	2-11 (.182)	7-24 (.292)	16-18 (.889)	10-12 (.833)	40-28 (+12)	15-19
PROV	23-63 (.365)	16-58 (.276)	2-9 (.222)	3-19 (.158)	13-22 (.591)	7-17 (.412)	52-41 (+11)	15-17
Vandy	26-49 (.531)	24-66 (.364)	4-13 (.308)	10-33 (.303)	17-22 (.773)	8-15 (.533)	36-38 (-2)	17-17
Syracuse	26-57 (.456)	25-63 (.397)	4-11 (.364)	9-26 (.346)	17-23 (.739)	15-17 (.882)	41-34 (+7)	22-15
Minn	33-56 (.589)	24-59 (.407)	8-14 (.571)	8-15 (.533)	16-23 (.696)	12-21 (.571)	39-29 (+10)	13-11
W VIRGINIA	15-58 (.259)	21-59 (.356)	3-21 (.143)	5-19 (.263)	14-20 (.700)	7-14 (.500)	45-42 (+3)	23-16
Maryland*	12-48 (.250)	24-60 (.400)	2-9 (.222)	3-17 (.176)	29-37 (.784)	28-35 (.800)	29-50 (-21)	22-21
COPPIN ST	20-50 (.400)	15-44 (.341)	4-13 (.308)	6-15 (.400)	10-16 (.625)	8-16 (.500)	45-20 (+25)	23-18
Alabama	25-71 (.352)	24-76 (.316)	6-15 (.400)	7-23 (.304)	14-19 (.737)	18-29 (.621)	63-47 (+16)	32-22
NORFOLK ST	24-58 (.414)	11-50 (.220)	5-20 (.250)	0-9 (.000)	13-16 (.813)	1-3 (.333)	40-37 (+3)	27-10
XAVIER	20-60 (.333)	16-56 (.286)	4-17 (.235)	7-25 (.280)	10-12 (.833)	6-8 (.750)	41-39 (+2)	7-3
VA TECH	19-48 (.396)	18-47 (.383)	2-11 (.182)	2-5 (.400)	12-18 (.667)	10-11 (.909)	33-28 (+5)	13-15
Miami*	21-55 (.382)	20-58 (.345)	2-13 (.154)	5-15 (.333)	8-13 (.615)	13-25 (.520)	44-38 (+6)	24-19
Ga Tech*	21-49 (.429)	18-64 (.281)	5-13 (.385)	7-28 (.250)	15-18 (.833)	8-14 (.571)	42-33 (+9)	25-18
NC STATE*	26-53 (.491)	23-62 (.371)	7-16 (.438)	8-23 (.348)	19-27 (.704)	5-10 (.500)	44-28 (+16)	18-20
UNC*	20-54 (.370)	26-62 (.419)	7-17 (.412)	7-19 (.368)	13-19 (.684)	12-24 (.500)	45-39 (+6)	24-13
MIAMI*	22-52 (.423)	21-48 (.438)	6-10 (.600)	3-13 (.231)	12-19 (.632)	7-8 (.875)	29-33 (-4)	10-18
BC*	27-60 (.450)	16-55 (.291)	7-21 (.333)	5-26 (.192)	8-13 (.615)	20-24 (.833)	39-34 (+5)	10-8
Wake Forest*	20-44 (.455)	23-56 (.411)	6-12 (.500)	7-18 (.389)	23-28 (.821)	11-15 (.733)	27-32 (-5)	25-27
GA TECH*	15-43 (.349)	24-70 (.343)	1-6 (.167)	8-22 (.364)	31-35 (.886)	9-12 (.750)	34-44 (-10)	19-18
DUKE*	16-60 (.267)	25-52 (.481)	3-18 (.167)	5-13 (.385)	6-6 (1.000)	7-14 (.500)	42-32 (+10)	21-15
Va Tech*	19-48 (.396)	16-52 (.308)	2-12 (.167)	7-15 (.467)	10-20 (.500)	8-13 (.615)	36-34 (+2)	11-10
BC*	21-66 (.318)	21-54 (.389)	1-15 (.067)	8-18 (.444)	6-10 (.600)	11-11 (1.000)	42-37 (+5)	13-14
MARYLAND*	13-50 (.260)	28-53 (.528)	4-14 (.286)	4-9 (.444)	14-15 (.933)	13-16 (.813)	23-40 (-17)	16-16
Clemson*	22-44 (.500)	25-53 (.472)	7-19 (.368)	6-17 (.353)	11-16 (.688)	8-11 (.727)	23-31 (-8)	17-16
WAKE*	23-62 (.371)	27-55 (.491)	3-9 (.333)	7-22 (.318)	19-24 (.792)	12-13 (.923)	39-31 (+8)	19-21
NC State*	23-59 (.390)	32-63 (.508)	1-18 (.056)	9-18 (.500)	12-13 (.923)	7-9 (.778)	30-38 (-8)	12-11
FLORIDA ST*	27-65 (.415)	24-54 (.444)	3-15 (.200)	8-20 (.400)	15-20 (.750)	4-6 (.667)	44-29 (+15)	11-19
BC*	31-53 (.396)	26-56 (.464)	3-15 (.200)	9-23 (.391)	12-19 (.632)	5-9 (.556)	35-34 (+1)	18-16



VIRGINIA

OPPONENT

Bench Points	344 (11.4 ppg)	356 (11.8 ppg)
FG Percentage- Home	318-834 (.381)	318-871 (.365)
FG Percentage- Road	283-706 (.400)	310-778 (.398)
FG Percentage- Neutral	52-106 (.491)	49-129 (.380)
Most Points- Half	46 (1st), 11/29 at Minnesota	44 (2nd), 12/06 at Maryland
Fewest Points- Half	19 (1st), 12/06 at Maryland	6 (1st) vs Norfolk State, 12/28
	18 (2nd), 2/14 at Boston College	
Largest Halftime Lead	26, vs Norfolk State, 12/28	
Largest Halftime Deficit	16, 12/06 at Maryland	

VIRGINIA'S RECORD WHEN

Game decided by 10 pts or less	8-8
Leading at halftime	13-4
Trailing at halftime	3-9
Tied at halftime	0-1
Went into overtime	0-1
Leading by 10 or more points	13-2
Shot FG 50% or better	3-1
Shot FG less than 50%	13-12
Shot FG less than 40%	4-12
Shot FG 40% or better	11-2
Holding opponent under 60 pts	10-2
Scoring 30-39 points	0-0
Scoring 40-49 points	0-4
Scoring 50-59 points	4-4
Scoring 60-69 points	7-4
Scoring 70-79 points	4-2
Scoring 80-89 points	0-0
Scoring 90-100 points	1-0
Outrebounding opponent	13-9
Being outrebounded	3-5
Tied in rebounding	0-0
Have less TOs than opponent	9-2
Committing 15 or less TOs	10-2
Start #1,10,23,30,42	5-2
Start #1,4,10, 23, 42	0-1
Start #1,4,10,20,30	1-0
Start #1,4,10,23,30	9-6
Start #1,4,10,20,23	0-1
Start #1,4,20,23,42	1-4
Playing a ranked opponent	2-5
Playing a top-10 ranked opponent	0-3
Playing on television	2-6
Playing on ESPN3	2-2

SCORING BENCHMARKS

GAMES WITH 20 OR MORE POINTS IN 12-13

Ataira Franklin	5
Kelsey Wolfe	3
Sarah Imovbioh	2
Jazmin Pitts	1
Telia McCall	1

GAMES WITH 10 OR MORE POINTS IN 12-13

Ataira Franklin	21
Kelsey Wolfe	13
Sarah Imovbioh	11
Telia McCall	10
Simone Egwu	7
China Crosby	6
Jazmin Pitts	4
Faith Randolph	4

GAMES WITH 10 OR MORE REBOUNDS IN 12-13

Telia McCall	7
Sarah Imovbioh	8
Simone Egwu	4

DOUBLE DOUBLES IN 12-13

Sarah Imovbioh	5
Telia McCall	3
Simone Egwu	2



2012-13 VIRGINIA BOX SCORES



Official Basketball Box Score -- Game Totals -- Final Statistics

Virginia vs North Carolina
01/17/13 6:30 PM at Carmichael Arena, Chapel Hill

Virginia 60 • 11-6, 3-3 ACC

#	Player	Total		3-Ptr			Rebounds			PF	TP	A	TO	Blk	Stl	Min
		FG	FGA	FG	FGA	FT	FTA	Off	Def							
30	Telia McCall	f	4-8	2-3	3-4	1	7	8	4	13	1	3	1	1	28	
04	Simone Egwu	c	2-3	0-0	2-3	1	9	10	2	6	2	2	2	0	33	
01	China Crosby	g	3-7	1-4	0-1	0	2	2	3	7	5	3	0	1	33	
10	Kelsey Wolfe	g	5-11	2-4	1-3	2	2	4	4	13	2	5	0	0	29	
23	Ataira Franklin	g	2-7	1-3	0-0	0	2	2	3	5	2	4	2	0	31	
15	Jaryn Garner	g	0-0	0-0	0-0	0	0	0	1	0	0	1	0	2	3	
20	Faith Randolph	g	2-10	1-3	2-2	1	1	2	1	7	0	0	0	1	24	
21	Jazmin Pitts	g	0-4	0-0	1-2	3	0	3	1	1	0	3	1	0	11	
42	Sarah Imovbioh	g	2-4	0-0	4-4	5	2	7	1	8	0	2	0	0	8	
	Team					4	3	7								
	Totals		20-54	7-17	13-19	17	28	45	20	60	12	24	6	5	200	

FG % 1st Half: 8-25 32.0% 2nd half: 12-29 41.4% Game: 20-54 37.0%
3FG % 1st Half: 4-9 44.4% 2nd half: 3-8 37.5% Game: 7-17 41.2%
FT % 1st Half: 2-4 50.0% 2nd half: 11-15 73.3% Game: 13-19 68.4%

Deadball Rebounds: 1

North Carolina 71 • 18-1, 6-0 ACC

#	Player	Total		3-Ptr			Rebounds			PF	TP	A	TO	Blk	Stl	Min
		FG	FGA	FG	FGA	FT	FTA	Off	Def							
21	Gross, Krista	f	1-2	1-2	0-2	0	1	1	4	3	4	2	0	2	27	
34	McDaniel, Xylina	f	5-14	1-2	4-5	1	8	9	3	15	1	2	2	1	29	
32	Rolle, Waltiea	c	5-10	0-0	4-7	3	1	4	1	14	2	2	4	2	29	
11	Rountree, Brittany	g	3-7	2-6	0-0	4	3	7	4	8	3	1	0	2	28	
44	Ruffin-Pratt, Tierra	g	6-13	0-2	2-5	3	2	5	2	14	8	3	0	5	35	
02	Coleman, Latifah	g	0-0	0-0	0-1	0	0	0	1	0	0	1	0	1	6	
03	Buckland, Megan	g	3-9	3-7	0-0	1	1	2	1	9	0	0	0	0	23	
10	Butts, Danielle	g	3-5	0-0	2-4	3	1	4	1	8	0	2	0	1	17	
22	Bryant, N'Dea	g	0-0	0-0	0-0	0	0	0	1	0	0	0	0	0	2	
31	Johnson, Erika	g	0-2	0-0	0-0	1	1	2	1	0	0	0	0	0	4	
	Team					1	4	5								
	Totals		26-62	7-19	12-24	17	22	39	19	71	18	13	6	14	200	

FG % 1st Half: 17-33 51.5% 2nd half: 9-29 31.0% Game: 26-62 41.9%
3FG % 1st Half: 4-11 36.4% 2nd half: 3-8 37.5% Game: 7-19 36.8%
FT % 1st Half: 4-7 57.1% 2nd half: 8-17 47.1% Game: 12-24 50.0%

Deadball Rebounds: 3

Officials: Lawson Newton, Luis Gonzalez, Tom Danaher
Technical fouls: Virginia-None. North Carolina-None.
Attendance: 1628

Score by periods	1st			2nd			Total		
	Points	In Paint	Off T/O	Points	In Paint	Off T/O	Points	In Paint	Off T/O
Virginia	22	38	60	22	39	61	44	77	121
North Carolina	42	29	71	23	47	70	64	76	140

Last FG - VA 2nd-00:48, NC 2nd-03:52.
Largest lead - VA by 1 1st-17:49, NC by 27 2nd-13:29.
Score tied - 2 times.
Lead changed - 2 times.

Official Basketball Box Score -- Game Totals -- Final Statistics

Miami vs Virginia
01/20/13 2:00 p.m. at Charlottesville, Va. (JPJ Arena)

Miami 52 • 13-5, 4-3 ACC

#	Player	Total		3-Ptr			Rebounds			PF	TP	A	TO	Blk	Stl	Min
		FG	FGA	FG	FGA	FT	FTA	Off	Def							
32	Morgan Stroman	f	3-9	0-0	1-2	3	5	8	3	7	4	6	0	0	30	
40	Shawnice Wilson	c	6-9	0-0	0-0	2	5	7	2	12	3	2	1	1	35	
02	Stefanie Yderstrom	g	3-7	3-6	0-0	0	2	2	3	9	1	2	0	1	37	
13	Krystal Saunders	g	3-9	0-4	0-0	1	0	1	1	6	3	4	0	1	35	
33	Suriya McGuire	g	3-8	0-2	0-0	2	3	5	1	6	3	2	1	1	29	
10	Michelle Woods	g	0-1	0-1	0-0	0	0	0	0	0	0	0	0	0	4	
20	Keyona Hayes	g	1-1	0-0	6-6	1	4	5	2	8	0	0	0	0	11	
23	Shanel Williams	g	1-3	0-0	0-0	0	0	0	1	2	0	1	0	0	9	
50	Maria Brown	g	1-1	0-0	0-0	0	3	3	1	2	0	1	0	0	10	
	Team					0	2	2								
	Totals		21-48	3-13	7-8	9	24	33	14	52	14	18	2	4	200	

FG % 1st Half: 11-26 42.3% 2nd half: 10-22 45.5% Game: 21-48 43.8%
3FG % 1st Half: 1-7 14.3% 2nd half: 2-6 33.3% Game: 3-13 23.1%
FT % 1st Half: 2-2 100.0 2nd half: 5-6 83.3% Game: 7-8 87.5%

Deadball Rebounds: 2

Virginia 62 • 12-6, 4-3 ACC

#	Player	Total		3-Ptr			Rebounds			PF	TP	A	TO	Blk	Stl	Min
		FG	FGA	FG	FGA	FT	FTA	Off	Def							
30	Telia McCall	f	3-11	0-0	7-9	3	5	8	4	13	2	2	1	0	39	
04	Simone Egwu	c	1-1	0-0	0-0	1	2	3	2	2	3	1	0	2	22	
01	China Crosby	g	5-11	2-3	0-0	0	3	3	1	12	4	3	0	0	38	
10	Kelsey Wolfe	g	5-14	1-4	1-2	3	2	5	1	12	2	3	0	2	40	
23	Ataira Franklin	g	6-8	3-3	2-4	2	3	5	0	17	2	0	0	4	40	
20	Faith Randolph	g	0-1	0-0	0-0	0	0	0	0	0	0	1	0	0	2	
21	Jazmin Pitts	g	2-6	0-0	2-4	1	1	2	2	6	1	0	0	0	17	
42	Sarah Imovbioh	g	0-0	0-0	0-0	0	0	0	1	0	0	0	0	0	2	
	Team					2	1	3								
	Totals		22-52	6-10	12-19	12	17	29	11	62	14	10	1	8	200	

FG % 1st Half: 13-30 43.3% 2nd half: 9-22 40.9% Game: 22-52 42.3%
3FG % 1st Half: 4-7 57.1% 2nd half: 2-3 66.7% Game: 6-10 60.0%
FT % 1st Half: 6-9 66.7% 2nd half: 6-10 60.0% Game: 12-19 63.2%

Deadball Rebounds: 1

Officials: Bryan Burnette, Edward Sidlasky, Jules Gallien
Technical fouls: Miami-None. Virginia-None.
Attendance: 3874

Score by periods	1st			2nd			Total		
	Points	In Paint	Off T/O	Points	In Paint	Off T/O	Points	In Paint	Off T/O
Miami	25	27	52	28	11	13	53	38	40
Virginia	36	26	62	28	15	10	53	43	28

Last FG - UM 2nd-00:30, VA 2nd-01:19.
Largest lead - UM by 2 1st-19:34, VA by 15 2nd-18:45.
Score tied - 3 times.
Lead changed - 1 time.

Official Basketball Box Score -- Game Totals -- Final Statistics

Boston College vs Virginia
01/24/13 7 p.m. at Charlottesville, Va. (JPJ Arena)

Boston College 57 • 8-10, 2-5 ACC

#	Player	Total		3-Ptr			Rebounds			PF	TP	A	TO	Blk	Stl	Min
		FG	FGA	FG	FGA	FT	FTA	Off	Def							
21	Kristen Doherty	f	2-13	0-5	8-8	2	5	7	2	12	2	4	0	2	34	
45	Katie Zenevitch	c	2-7	0-0	2-2	3	3	6	2	6	0	0	0	0	28	
03	Tessah Holt	g	2-8	0-3	2-2	0	3	3	0	6	2	0	0	2	28	
10	Kerri Shields	g	6-14	3-9	0-0	2	3	5	1	15	1	3	0	1	35	
11	Nicole Boudreau	g	3-9	2-8	3-4	1	2	3	2	11	2	0	0	0	37	
13	Alexa Coulombe	g	1-1	0-0	1-2	0	2	2	3	3	0	0	1	0	12	
20	Shayra Brown	g	0-1	0-1	0-2	0	1	1	1	1	0	0	0	0	10	
23	Tiffany Ruffin	g	0-2	0-0	3-4	0	2	2	1	3	1	1	0	1	12	
32	Victoria Lesko	g	0-0	0-0	0-0	0	1	1	0	0	0	0	0	0	4	
	Team					3	1	4								
	Totals		16-55	5-26	20-24	11	23	34	12	57	8	8	1	6	200	

FG % 1st Half: 8-25 32.0% 2nd half: 8-30 26.7% Game: 16-55 29.1%
3FG % 1st Half: 2-13 15.4% 2nd half: 3-13 23.1% Game: 5-26 19.2%
FT % 1st Half: 9-10 90.0% 2nd half: 11-14 78.6% Game: 20-24 83.3%

Deadball Rebounds: 3,1

Virginia 69 • 13-6, 5-3 ACC

#	Player	Total		3-Ptr			Rebounds			PF	TP	A	TO	Blk	Stl	Min
		FG	FGA	FG	FGA	FT	FTA	Off	Def							
30	Telia McCall	f	1-3	0-1	0-0	3	6	9	3	2	2	0	0	1	19	
04	Simone Egwu	c	5-8	0-0	2-2	4	2	6	1	12	3	2	1	0	33	
01	China Crosby	g	3-7	1-4	0-0	1	3	4	0	7	5	1	0	0	35	
10	Kelsey Wolfe	g	4-11	2-7	0-0	0	1	1	3	10	2	1	0	0	31	
23	Ataira Franklin	g	6-14	4-8	2-2	2	3	5	1	18	2	1	1	1	40	
15	Jaryn Garner	g	2-4	0-0	0-0	0	1	1	4	4	0	2	0	0	10	
20	Faith Randolph	g	0-2	0-1	0-0	0	1	1	0	0	0	1	0	0	4	
21	Jazmin Pitts	g	1-5	0-0	1-3	0	2	2	2	3	2	1	0	1	13	
42	Sarah Imovbioh	g	5-6	0-0	3-6	2	7	9	2	13	4	1	1	0	15	
	Team					0	1	1								
	Totals		27-60	7-21	8-13	12	27	39	16	69	20	10	3	3	200	

FG % 1st Half: 14-31 45.2% 2nd half: 13-29 44.8% Game: 27-60 45.0%
3FG % 1st Half: 3-12 25.0% 2nd half: 4-9 44.4% Game: 7-21 33.3%
FT % 1st Half: 2-4 50.0% 2nd half: 6-9 66.7% Game: 8-13 61.5%

Deadball Rebounds: 2,2

Officials: Denise Brooks, Maj Forsberg, Lauren Holtkamp
Technical fouls: Boston College-None. Virginia-None.
Attendance: 3119

Score by periods	1st			2nd			Total		
	Points	In Paint	Off T/O	Points	In Paint	Off T/O	Points	In Paint	Off T/O
Boston College	27	30	57	23	33	56	50	63	113
Virginia	33	36	69	26	39	65	39	72	111

Last FG - BC 2nd-01:42, VA 2nd-01:13.
Largest lead - BC by 3 1st-15:43, VA by 17 2nd-09:33.
Score tied - 2 times.
Lead changed - BC 2 times.

Official Basketball Box Score -- Game Totals -- Final Statistics



2012-13 VIRGINIA BOX SCORES



Official Basketball Box Score -- Game Totals -- Final Statistics Georgia Tech vs Virginia 02/03/13 1 p.m. at Charlottesville, Va. (JPJ Arena)

Georgia Tech 65 • 10-12, 3-8 ACC

#	Player	Total		3-Ptr	FT-FTA	Rebounds			PF	TP	A	TO	Blk	Stl	Min
		FG-FGA	FG-FGA			Off	Def	Tot							
20	McDonald,Breana	f	0-0	0-0	0-0	0	0	0	0	0	0	1	0	0	1
54	Rogers,Rodreka	f	1-3	0-0	1-2	4	5	9	5	3	0	1	0	1	23
11	Taylor,Nariah	c	1-3	0-0	0-0	3	0	3	4	2	0	1	1	0	11
02	Whiteside,Aaliyah	g	1-5	1-3	2-2	1	0	1	0	5	1	2	0	2	18
23	Wallace,Sydney	g	7-24	6-15	2-2	1	1	2	3	22	2	5	0	1	36
01	Maye,Dawnn	g	3-11	0-0	0-0	1	3	4	2	6	4	2	0	0	28
10	Hamilton-Carter,D		0-1	0-0	2-2	2	4	6	4	2	0	3	0	1	24
15	Marshall,Tyaunna		11-22	1-4	2-4	6	4	10	2	25	3	2	0	3	39
24	Bivins,Shayla		0-1	0-0	0-0	2	3	5	4	0	1	0	0	1	20
	Team					2	2	4				1			
	Totals		24-70	8-22	9-12	22	22	44	24	65	11	18	1	9	200

FG % 1st Half: 9-36 25.0% 2nd half: 15-34 44.1% Game: 24-70 34.3%
 3FG % 1st Half: 3-10 30.0% 2nd half: 5-12 41.7% Game: 8-22 36.4%
 FT % 1st Half: 1-2 50.0% 2nd half: 8-10 80.0% Game: 9-12 75.0%

Virginia 62 • 14-7, 6-4 ACC

#	Player	Total		3-Ptr	FT-FTA	Rebounds			PF	TP	A	TO	Blk	Stl	Min
		FG-FGA	FG-FGA			Off	Def	Tot							
30	Telia McCall	f	6-11	0-0	16-17	2	3	5	3	28	0	3	0	1	40
04	Simone Egwu	c	0-3	0-0	5-8	2	7	9	2	5	1	2	1	0	37
01	China Crosby	g	1-7	0-2	0-0	0	5	5	2	2	2	6	0	3	39
10	Kelsey Wolfe	g	2-8	0-2	2-2	1	2	3	3	6	2	4	0	3	34
23	Ataira Franklin	g	4-9	1-2	6-6	1	5	6	3	15	1	2	1	2	30
20	Faith Randolph		1-4	0-0	2-2	0	0	0	0	4	0	0	0	0	17
42	Sarah Imovbioh		1-1	0-0	0-0	0	2	2	2	0	2	0	0	0	3
	Team					1	3	4							
	Totals		15-43	1-6	31-35	7	27	34	15	62	6	19	2	9	200

FG % 1st Half: 7-21 33.3% 2nd half: 8-22 36.4% Game: 15-43 34.9%
 3FG % 1st Half: 1-4 25.0% 2nd half: 0-2 0.0% Game: 1-6 16.7%
 FT % 1st Half: 14-16 87.5% 2nd half: 17-19 89.5% Game: 31-35 88.6%

Officials: Dennis DeMayo, Angela Lewis, Jennifer Reza
 Technical fouls: Georgia Tech-None. Virginia-None.
 Attendance: 4691
 GT:Rogers fouled out at 11:22 (II)

Score by periods	1st	2nd	Total
Georgia Tech	22	43	65
Virginia	29	33	62

In	Off	2nd	Fast	Bench	Points VA 18	Paint 22	T/O 23	Chance 20	Break 9	33
GT				6						

Score tied - 2 times.
Lead changed - 3 times.

Last FG - GT 2nd-00:16, VA 2nd-03:56.
Largest lead - GT by 5 2nd-06:04, VA by 13 1st-13:32.

Official Basketball Box Score -- Game Totals -- Final Statistics Duke vs Virginia 02/08/13 7 p.m. at Charlottesville, Va. (JPJ Arena)

Duke 62 • 21-1, 11-0 ACC

#	Player	Total		3-Ptr	FT-FTA	Rebounds			PF	TP	A	TO	Blk	Stl	Min
		FG-FGA	FG-FGA			Off	Def	Tot							
33	Haley Peters	f	7-10	1-2	1-1	2	2	4	1	16	2	2	1	4	34
01	Elizabeth Williams	c	7-12	0-0	4-6	3	5	8	0	18	4	1	3	1	32
02	Alexis Jones	g	1-4	0-2	0-0	1	4	5	0	2	0	4	0	1	26
04	Chloe Wells	g	1-4	0-2	1-1	0	2	2	1	3	4	1	0	0	24
12	Chelsea Gray	g	5-11	3-4	1-2	2	4	6	3	14	4	2	0	2	38
05	Sierra Moore		0-0	0-0	0-2	1	0	1	0	0	0	0	0	0	1
14	Ka'lia Johnson		0-3	0-0	0-0	1	1	2	1	0	0	1	0	0	8
15	Richa Jackson		0-0	0-0	0-0	0	0	0	0	0	0	0	0	0	5
23	Tricia Liont		4-8	1-3	0-0	1	1	2	4	9	1	4	0	0	25
42	Allison Vernerey		0-0	0-0	0-2	0	0	2	0	1	0	0	0	0	7
	Team					0	2	2							
	Totals		25-52	5-13	7-14	11	21	32	11	62	15	15	4	9	200

FG % 1st Half: 11-27 40.7% 2nd half: 14-25 56.0% Game: 25-52 48.1%
 3FG % 1st Half: 2-6 33.3% 2nd half: 3-7 42.9% Game: 5-13 38.5%
 FT % 1st Half: 0-0 0.0% 2nd half: 7-14 50.0% Game: 7-14 50.0%

Virginia 41 • 14-8, 6-5 ACC

#	Player	Total		3-Ptr	FT-FTA	Rebounds			PF	TP	A	TO	Blk	Stl	Min
		FG-FGA	FG-FGA			Off	Def	Tot							
30	Telia McCall	f	4-12	0-1	0-0	5	6	11	4	8	1	4	0	1	35
04	Simone Egwu	c	1-5	0-0	0-0	3	2	5	3	2	0	1	0	0	31
01	China Crosby	g	3-9	0-2	1-1	0	3	3	3	7	5	7	0	2	36
10	Kelsey Wolfe	g	1-9	1-6	0-0	0	1	1	2	3	0	4	0	0	24
23	Ataira Franklin	g	6-15	1-4	2-2	7	2	9	1	15	0	2	1	5	39
03	Sarah Beth Barnette		0-0	0-0	0-0	0	0	0	0	0	0	0	0	0	3
15	Jaryn Garner		0-0	0-0	0-0	0	1	1	0	0	0	0	0	0	1
20	Faith Randolph		1-7	1-5	3-3	1	1	2	0	6	2	3	0	0	20
42	Sarah Imovbioh		0-3	0-0	0-0	0	5	5	0	0	0	1	0	1	11
	Team					5	0	5							
	Totals		16-60	3-8	6-6	21	21	42	18	41	8	21	3	8	200

FG % 1st Half: 10-29 34.5% 2nd half: 6-31 19.4% Game: 16-60 26.7%
 3FG % 1st Half: 1-6 16.7% 2nd half: 2-12 16.7% Game: 3-18 16.7%
 FT % 1st Half: 1-1 100.0 2nd half: 5-5 100.0 Game: 6-6 100.0

Officials: Mark Zentz, Maj Forsberg, Bob Enterline
 Technical fouls: Duke-None. Virginia-None.
 Attendance: 3798
 UVA: Imovbioh fouled out at 00:19.1 (II)

Score by periods	1st	2nd	Total
Duke	24	38	62
Virginia	22	19	41

In	Off	2nd	Fast	Bench	Points DUKE 26	Paint 32	T/O 20	Chance 9	Break 2	9
VA				6						

Score tied - 4 times.
Lead changed - 2 times.

Last FG - DUKE 2nd-01:13, VA 2nd-04:00.
Largest lead - DUKE by 21 2nd-01:13, VA by 9 1st-09:39.

Official Basketball Box Score -- Game Totals -- Final Statistics Virginia vs Virginia Tech 02/10/13 2:00 PM at Cassell Coliseum, Blacksburg, Va.

Virginia 50 • 15-8, 7-5

#	Player	Total		3-Ptr	FT-FTA	Rebounds			PF	TP	A	TO	Blk	Stl	Min
		FG-FGA	FG-FGA			Off	Def	Tot							
30	Telia McCall	f	4-8	0-1	4-5	3	5	8	3	12	1	1	0	0	35
04	Simone Egwu	c	3-5	0-0	0-1	0	0	0	3	6	0	0	1	0	12
01	China Crosby	g	2-8	0-3	1-4	0	4	4	2	5	5	3	0	2	36
10	Kelsey Wolfe	g	2-9	1-4	0-0	0	4	4	4	5	1	1	1	1	29
23	Ataira Franklin	g	4-9	1-3	3-6	0	3	3	1	12	0	0	2	3	40
03	Sarah Beth Barnette		0-1	0-0	0-0	0	1	1	0	0	0	0	0	0	1
20	Faith Randolph		1-4	0-1	0-0	1	1	2	0	2	0	1	1	0	20
42	Sarah Imovbioh		3-4	0-0	2-4	3	8	11	3	8	0	4	0	0	26
	Team					2	1	3							
	Totals		19-48	2-12	10-20	9	27	36	16	50	7	11	5	6	200

FG % 1st Half: 11-24 45.8% 2nd half: 8-24 33.3% Game: 19-48 39.6%
 3FG % 1st Half: 2-7 28.6% 2nd half: 0-5 0.0% Game: 2-12 16.7%
 FT % 1st Half: 0-1 0.0% 2nd half: 10-19 52.6% Game: 10-20 50.0%

Virginia Tech 47 • 8-15, 2-10

#	Player	Total		3-Ptr	FT-FTA	Rebounds			PF	TP	A	TO	Blk	Stl	Min
		FG-FGA	FG-FGA			Off	Def	Tot							
22	Porschia Hadley	f	1-4	1-1	0-0	2	2	4	4	3	0	1	2	1	21
03	Aerial Wilson	g	3-7	1-1	2-2	1	3	4	3	9	1	1	0	0	30
10	Lauren Evans	g	4-9	2-3	3-4	0	2	2	3	13	0	1	0	0	36
13	Alyssa Fenyn	g	1-7	1-4	0-0	1	3	4	0	3	2	2	0	1	28
01	Monet Tellier	g	3-16	1-4	3-6	0	6	6	2	10	3	3	0	1	38
04	Hannah Young		0-3	0-1	0-0	2	3	5	1	0	2	0	1	0	19
20	Nia Evans		2-2	0-0	0-1	3	3	6	2	4	0	0	3	0	12
32	Alexis Lloyd		2-4	1-1	0-0	0	1	1	2	5	1	2	1	0	16
	Team					1	1	2							
	Totals		16-52	7-15	8-13	10	24	34	17	47	9	10	7	3	200

FG % 1st Half: 11-27 40.7% 2nd half: 5-25 20.0% Game: 16-52 30.8%
 3FG % 1st Half: 7-10 70.0% 2nd half: 0-5 0.0% Game: 7-15 46.7%
 FT % 1st Half: 1-2 50.0% 2nd half: 7-11 63.6% Game: 8-13 61.5%

Officials: Kathleen Lynch, Joseph Vasizly, Karen Preato
 Technical fouls: Virginia-None. Virginia Tech-None.
 Attendance: 2155

Score by periods	1st	2nd	Total
Virginia	24	26	50
Virginia Tech	30	17	47

In	Off	2nd	Fast	Bench	Points VA 10	Paint 20	T/O 9	Chance 7	Break 2	10
VT				9						

Score tied - 5 times.
Lead changed - 4 times.

Last FG - VA 2nd-00:04, VT 2nd-01:06.
Largest lead - VA by 5 1st-13:05, VT by 8 2nd-15:09.

Official Basketball Box Score -- Game Totals -- Final Statistics Virginia vs Boston College 2/14/13 7 p.m. at Silvio O. Conte Forum, Chestnut Hill, MA

Virginia 49 • 15-9, 7-7 ACC

#	Player	Total		3-Ptr	FT-FTA	Rebounds			PF	TP	A	TO	Blk	Stl	Min
		FG-FGA	FG-FGA			Off	Def	Tot							
04	Simone Egwu	c	6-8	0-0	0-0	3	2	5	2	12	1	0	0	1	23
01	China Crosby	g	0-9	0-2	0-0	0	7	7							



2012-13 VIRGINIA BOX SCORES



Official Basketball Box Score -- Game Totals -- Final Statistics
Maryland vs Virginia
02/17/13 5 p.m. at Charlottesville, Va (JPJ Arena)



Maryland 73 • 21-4, 12-2 ACC

#	Player	Total		3-Ptr	Rebounds			PF	TP	A	T	Bk	Stl	Min
		FG-FGA	FG-FGA		FT-FTA	Off	Def							
21	Tianna Hawkins	f	2-5	0-1	0-0	0	4	4	5	4	1	1	0	17
25	Alyssa Thomas	f	12-18	0-1	3-5	3	10	13	3	27	4	3	2	36
13	Alicia DeV Vaughn	c	4-8	0-0	6-7	1	2	3	1	14	1	1	0	33
15	Chloe Pavlech	g	1-3	0-2	0-0	0	1	1	1	2	4	2	0	32
40	Katie Rutan	g	4-8	3-4	0-0	3	4	7	1	11	4	4	0	37
00	Sequoia Austin		1-2	1-1	0-0	0	0	0	0	3	0	1	0	6
04	Malina Howard		4-7	0-0	4-4	3	5	8	2	12	3	2	2	30
22	Tierney Pfliman		0-2	0-0	0-0	0	0	0	0	1	1	0	1	7
32	Caitlin Adams		0-0	0-0	0-0	0	0	0	0	0	0	0	0	2
Team					0	1	1	2			1			
Totals			28-53	4-9	13-16	10	30	40	15	73	18	16	4	200

FG % 1st Half: 15-27 55.6% 2nd half: 13-26 50.0% Game: 28-53 52.8%
 3FG % 1st Half: 1-3 33.3% 2nd half: 3-6 50.0% Game: 4-9 44.4%
 FT % 1st Half: 6-7 85.7% 2nd half: 7-9 77.8% Game: 13-16 81.3%

Virginia 44 • 15-10, 7-7 ACC

#	Player	Total		3-Ptr	Rebounds			PF	TP	A	T	Bk	Stl	Min
		FG-FGA	FG-FGA		FT-FTA	Off	Def							
30	Telia McCall	f	3-11	1-4	0-0	0	4	4	1	7	1	4	0	37
04	Simone Egwu	c	0-1	0-0	2-2	1	2	4	2	0	2	1	1	25
01	China Crosby	g	2-5	1-1	0-0	4	4	3	5	4	2	0	1	35
10	Kelsey Wolfe	g	1-3	0-1	0-0	0	0	0	2	1	0	0	0	5
23	Ataira Franklin	g	6-14	2-6	7-7	1	1	2	0	21	0	1	0	37
03	Sarah Beth Barnette		0-0	0-0	0-0	1	0	1	0	0	0	1	0	3
15	Jaryn Garner		0-1	0-0	3-4	0	0	0	3	0	0	0	1	11
20	Faith Randolph		1-8	0-2	2-2	0	1	1	0	4	0	2	0	25
21	Jazmin Pitts		0-3	0-0	0-0	1	1	1	5	0	1	0	0	6
42	Sarah Imovbioh		0-4	0-0	0-0	1	2	3	2	0	3	0	0	16
Team					3	2	5				1			
Totals			13-50	4-14	14-15	7	16	23	15	44	6	16	2	200

FG % 1st Half: 10-31 32.3% 2nd half: 3-19 15.8% Game: 13-50 26.0%
 3FG % 1st Half: 3-11 27.3% 2nd half: 1-3 33.3% Game: 4-14 28.6%
 FT % 1st Half: 2-2 100.0% 2nd half: 12-13 92.3% Game: 14-15 93.3%

Officials: Susan Blauch, Bonita Spence, Carla Fountain
 Technical fouls: Maryland-None. Virginia-None.
 Attendance: 4872
 UMD: Hawkins fouled out at 3:50 (I)
 UVA: Pitts fouled out at 3:18 (II)

Score by periods	1st	2nd	Total
Maryland	37	36	73
Virginia	25	19	44

Last FG - MD 2nd-01:05, VA 2nd-02:28.
 Largest lead - MD by 30 2nd-09:00, VA None.

Points	In Paint	Off T/O	2nd Chance	Fast Break	Bench	Lead
MD	36	23	6	10	15	1
VA	14	19	2	5	7	0

Official Basketball Box Score -- Game Totals -- Final Statistics
Virginia vs Clemson
02/21/13 7:00 pm at Clemson, SC (Littlejohn Coliseum)

Virginia 62 • 15-11, 7-8 ACC

#	Player	Total		3-Ptr	Rebounds			PF	TP	A	T	Bk	Stl	Min
		FG-FGA	FG-FGA		FT-FTA	Off	Def							
42	Sarah Imovbioh	f	4-6	0-0	1-4	1	4	5	2	9	2	5	2	26
04	Simone Egwu	c	2-3	0-0	3-3	0	1	1	3	7	0	1	0	24
01	China Crosby	g	0-7	0-4	0-0	0	1	1	3	0	5	2	0	34
20	Faith Randolph	g	3-7	2-5	4-4	0	1	1	1	12	1	2	0	38
23	Ataira Franklin	g	8-13	3-5	2-3	2	4	6	2	21	2	5	0	40
03	Sarah Beth Barnette		2-5	2-5	0-0	0	3	3	1	6	1	0	0	18
15	Jaryn Garner		1-1	0-0	0-0	0	0	0	1	2	1	1	0	8
21	Jazmin Pitts		2-2	0-0	1-2	1	3	4	1	5	0	0	0	12
Team					1	1	2				1			
Totals			22-44	7-19	11-16	5	18	23	14	62	12	17	2	99

FG % 1st Half: 13-23 56.5% 2nd half: 9-21 42.9% Game: 22-44 50.0%
 3FG % 1st Half: 4-10 40.0% 2nd half: 3-9 33.3% Game: 7-19 36.8%
 FT % 1st Half: 2-2 100.0% 2nd half: 9-14 64.3% Game: 11-16 68.8%

Clemson 64 • 8-18, 4-11 ACC

#	Player	Total		3-Ptr	Rebounds			PF	TP	A	T	Bk	Stl	Min
		FG-FGA	FG-FGA		FT-FTA	Off	Def							
12	PETTAWAY, Quinyotta	f	6-10	0-0	3-4	3	4	7	4	15	0	1	1	36
34	FORD, Naticie	f	4-6	0-0	4-5	3	4	7	3	12	0	1	1	28
01	TAY, Charmaine	g	0-2	0-0	0-0	0	1	1	1	0	3	0	1	27
10	TURNER, Aisha	g	4-11	0-4	1-2	4	0	4	3	9	6	2	0	34
21	DIXON, Nikki	g	3-9	3-5	0-0	1	4	5	3	9	7	4	2	31
05	GRAMLICH, Kelly		3-9	3-8	0-0	0	0	0	0	9	0	2	1	17
15	JAMISON-MYERS, Nyila		4-4	0-0	0-0	0	1	1	2	8	0	0	0	17
23	DUNN, Chancie		1-2	0-0	0-0	0	0	0	0	2	3	3	0	20
Team					1	5	6							
Totals			25-53	6-17	8-11	12	19	31	16	64	19	16	4	11

FG % 1st Half: 11-25 44.0% 2nd half: 14-28 50.0% Game: 25-53 47.2%
 3FG % 1st Half: 1-7 14.3% 2nd half: 5-10 50.0% Game: 6-17 35.3%
 FT % 1st Half: 4-6 66.7% 2nd half: 4-5 80.0% Game: 8-11 72.7%

Officials: Dee Kantner, Jennifer Rezac, Angelica Suffren
 Technical fouls: Virginia-None. Clemson-None.
 Attendance: 1076

Score by periods	1st	2nd	Total
Virginia	32	30	62
Clemson	27	37	64

Last FG - VA 2nd-02:43, CU 2nd-00:36.
 Largest lead - VA by 11 2nd-12:53, CU by 6 1st-07:44.

Points	In Paint	Off T/O	2nd Chance	Fast Break	Bench	Lead
VA	24	21	3	7	13	3
CU	26	18	11	4	19	0

Score tied - 4 times.
 Lead changed - 3 times.



Official Basketball Box Score -- Game Totals -- Final Statistics
Wake Forest vs Virginia
02/25/13 7 p.m. at Charlottesville, Va.



Wake Forest 73 • 12-16, 5-11 ACC

#	Player	Total		3-Ptr	Rebounds			PF	TP	A	T	Bk	Stl	Min
		FG-FGA	FG-FGA		FT-FTA	Off	Def							
25	Dearica Hamby	f	4-6	0-0	2-2	2	1	3	2	10	1	0	2	36
21	Sandra Garcia	c	5-8	0-0	1-2	1	6	7	5	11	2	2	0	28
05	Chelsea Douglas	g	8-16	2-9	2-2	0	3	3	2	20	3	7	0	43
22	Lakevia Boykin	g	8-14	5-9	4-4	1	4	5	0	25	1	3	0	43
33	Asia Williams	g	0-5	0-3	0-0	0	4	4	4	0	10	3	0	39
13	Mykaia Walker		2-5	0-0	3-3	2	2	4	2	7	1	2	0	22
15	Millesa Calcott		0-1	0-1	0-0	0	1	1	1	0	0	4	0	10
31	Lindsay Wright		0-0	0-0	0-0	1	0	1	1	0	0	0	0	4
Team					2	1	3							
Totals			27-55	7-22	12-13	9	22	31	17	73	18	21	2	225

FG % 1st Half: 12-23 52.2% 2nd half: 11-22 50.0% OT: 4-10 40.0% Game: 27-55 49.1%
 3FG % 1st Half: 3-10 30.0% 2nd half: 3-8 37.5% OT: 1-4 25.0% Game: 7-22 31.8%
 FT % 1st Half: 2-3 66.7% 2nd half: 6-6 100.0% OT: 4-4 100.0% Game: 12-13 92.3%

Virginia 68 • 15-12, 7-9 ACC

#	Player	Total		3-Ptr	Rebounds			PF	TP	A	T	Bk	Stl	Min
		FG-FGA	FG-FGA		FT-FTA	Off	Def							
42	Sarah Imovbioh	f	8-16	0-0	2-5	8	10	18	3	18	0	5	1	41
04	Simone Egwu	c	2-3	0-0	0-0	2	3	5	4	4	0	2	0	22
01	China Crosby	g	1-7	1-2	5-6	0	2	2	1	8	9	4	0	44
20	Faith Randolph	g	1-5	1-2	4-4	1	0	1	0	7	0	3	0	21
23	Ataira Franklin	g	5-13	1-2	4-4	3	2	5	2	15	3	2	1	24
03	Sarah Beth Barnette		0-3	0-3	0-0	0	0	0	2	0	0	0	0	8
15	Jaryn Garner		4-9	0-0	2-2	2	2	4	1	10	1	1	0	26
21	Jazmin Pitts		2-6	0-0	2-3	2	0	2	2	6	0	2	1	18
Team					1	1	2							
Totals			23-62	3-9	19-24	19	20	39	15	68	13	19	3	14

FG % 1st Half: 8-27 29.6% 2nd half: 12-30 40.0% OT: 3-5 60.0% Game: 23-62 37.1%
 3FG % 1st Half: 0-5 0.0% 2nd half: 2-3 66.7% OT: 1-1 100.0% Game: 3-9 33.3%
 FT % 1st Half: 10-10 100.0% 2nd half: 8-11 72.7% OT: 1-3 33.3% Game: 19-24 79.2%

Officials: Eric Brewton, Cameron Inouye, Mark Zentz
 Technical fouls: Wake Forest-None. Virginia-None.
 Attendance: 3212
 Garcia (WF) fouls out @ 1:3



2012-13 VIRGINIA BOX SCORES



Official Basketball Box Score -- Game Totals -- Final Statistics
Florida State vs Virginia
03/07/13 1 p.m. at Charlottesville, Va., JPJ Arena



Florida State 60 • 21-8, 11-7 ACC

#	Player	Total			3-Ptr			Rebounds			PF	TP	A	TO	Blk	Stl	Min
		FG	FGA	FT	FTA	Off	Def	Total									
00	Chasity Clayton	0-0	0-0	0-0	0	0	0	1	0	0	0	0	0	0	0	4	
01	Morgan Toles	g	1-4	0-0	0-0	0	1	1	3	2	2	0	0	0	1	17	
03	Alexa Deluzio	g	8-15	6-11	0-0	0	5	5	0	22	2	3	0	1	1	39	
05	Yashira Delgado	g	2-3	1-2	0-0	4	3	7	5	5	4	7	0	2	1	31	
10	Leonor Rodriguez	g	6-14	1-6	1-1	0	3	3	0	14	7	5	0	1	1	36	
32	Lauren Coleman	g	1-5	0-1	0-1	1	0	1	2	2	2	0	0	0	0	21	
33	Natasha Howard	f	4-8	0-0	2-3	2	2	4	5	10	0	3	5	2	3	33	
34	Chelsea Davis	f	2-5	0-0	1-1	1	1	2	4	5	0	1	0	1	1	19	
Team			2-4		4-6												
Totals			24-54	8-20	4-6	10	19	29	20	60	17	19	5	8		200	

FG % 1st Half: 11-22 50.0% 2nd half: 13-32 40.6% Game: 24-54 44.4% Deadball Rebounds: 0
 3FG % 1st Half: 3-8 37.5% 2nd half: 5-12 41.7% Game: 8-20 40.0%
 FT % 1st Half: 0-0 0.0% 2nd half: 4-6 66.7% Game: 4-6 66.7%

Virginia 72 • 16-13, 8-10 ACC

#	Player	Total			3-Ptr			Rebounds			PF	TP	A	TO	Blk	Stl	Min
		FG	FGA	FT	FTA	Off	Def	Total									
01	China Crosby	g	1-6	0-2	2-2	0	3	3	1	4	7	4	0	3	0	34	
03	Sarah Beth Barnette	g	0-0	0-0	0-0	0	1	1	0	0	0	0	0	1	1	3	
04	Simone Egwu	c	7-11	0-0	3-4	5	6	11	3	17	2	0	2	1	1	34	
15	Jaryn Garner	g	0-0	0-0	0-0	0	1	1	0	0	0	1	0	0	0	2	
20	Faith Randolph	g	8-18	2-7	1-2	0	1	1	3	19	1	2	0	0	0	39	
21	Jazmin Pitts	g	0-2	0-0	1-2	1	0	1	1	1	0	0	0	1	1	4	
23	Ataira Franklin	g	7-19	1-6	3-4	6	3	9	1	18	2	2	1	4	40-		
30	Telia McCall	g	0-3	0-0	0-0	3	1	4	2	0	2	1	0	0	16		
42	Sarah Imovbioh	f	4-6	0-0	5-6	5	3	8	2	13	1	0	0	0	0	28	
Team			2-3		5-5												
Totals			27-65	3-15	15-20	22	22	44	13	72	15	11	3	10		200	

FG % 1st Half: 14-39 35.9% 2nd half: 13-26 50.0% Game: 27-65 41.5% Deadball Rebounds: 2
 3FG % 1st Half: 1-10 10.0% 2nd half: 2-5 40.0% Game: 3-15 20.0%
 FT % 1st Half: 1-1 100.0% 2nd half: 14-19 73.7% Game: 15-20 75.0%

Officials: Susan Blauch, Bryan Brunette, Angela Lewis
 Technical fouls: Florida State-None, Virginia-None.
 Attendance: 4054
 FSU Howard fouled out 1:44 (2)
 FSU Delgado fouled out at :40 (2)

Score by periods	1st	2nd	Total
Florida State	25	35	60
Virginia	30	42	72

	In	Off	2nd	Fast	Bench
Points					
FS	20	13	5	6	7
VA	42	18	16	8	1

Last FG - FS 2nd-01:01, VA 2nd-00:21.
 Largest lead - FS by 3 2nd-10:47, VA by 12 2nd-00:21.

Score tied - 7 times.
 Lead changed - 13 times.

Official Basketball Box Score -- Game Totals -- Final Statistics Boston College vs Virginia 03/07/13 8:00 pm at Greensboro Coliseum

Boston College 66 • 12-18 (5-13 ACC)

#	Player	Total			3-Ptr			Rebounds			PF	TP	A	TO	Blk	Stl	Min
		FG	FGA	FT	FTA	Off	Def	Total									
21	Kristen Doherty	f	6-15	3-9	0-0	2	4	6	2	15	4	2	0	1	0	38	
45	Katie Zenevitch	c	5-10	0-1	2-3	2	4	6	3	12	0	2	0	0	0	34	
03	Tessah Holt	g	4-6	0-0	3-6	0	4	4	4	11	3	0	0	3	31		
10	Kerri Shields	g	6-13	4-8	0-0	2	5	7	2	16	1	0	0	1	38		
11	Nicole Boudreau	g	2-7	2-5	0-0	0	2	2	4	6	3	6	0	1	31		
13	Alexa Coulombe	g	2-4	0-0	0-0	1	4	5	2	4	1	1	0	2	17		
20	Shayra Brown	g	0-0	0-0	0-0	0	0	0	0	0	0	1	0	0	2		
31	Tiffany Ruffin	g	1-1	0-0	0-0	0	0	0	1	2	3	1	0	1	9		
Team			1-3		4-4												
Totals			26-56	9-23	5-9	8	26	34	18	66	15	16	0	9		200	

FG % 1st Half: 14-30 46.7% 2nd half: 12-26 46.2% Game: 26-56 46.4% Deadball Rebounds: 1
 3FG % 1st Half: 4-10 40.0% 2nd half: 5-13 38.5% Game: 9-23 39.1%
 FT % 1st Half: 0-1 0.0% 2nd half: 5-8 62.5% Game: 5-9 55.6%

Virginia 57 • 16-14 (8-10 ACC)

#	Player	Total			3-Ptr			Rebounds			PF	TP	A	TO	Blk	Stl	Min
		FG	FGA	FT	FTA	Off	Def	Total									
20	Faith Randolph	f	5-14	1-6	4-6	0	1	1	4	15	0	3	0	0	0	36	
42	Sarah Imovbioh	f	2-3	0-0	1-2	2	8	10	4	5	0	3	0	0	0	31	
04	Simone Egwu	c	1-4	0-0	0-0	0	3	3	0	2	0	2	0	0	0	28	
01	China Crosby	g	2-7	0-1	3-6	0	5	5	3	7	5	4	0	1	38		
23	Ataira Franklin	g	6-18	2-8	3-3	0	3	3	5	17	3	2	0	2	34		
15	Jaryn Garner	g	0-0	0-0	0-0	0	1	1	0	0	0	2	0	0	2		
21	Jazmin Pitts	g	2-2	0-0	0-0	0	0	0	4	0	1	0	0	4			
30	Telia McCall	g	3-5	0-0	1-2	6	3	9	1	7	1	1	1	4	27		
Team			2-1		3-3												
Totals			21-53	3-15	12-19	10	25	35	17	57	9	18	1	7		200	

FG % 1st Half: 8-24 33.3% 2nd half: 13-29 44.8% Game: 21-53 39.6% Deadball Rebounds: 3
 3FG % 1st Half: 1-7 14.3% 2nd half: 2-8 25.0% Game: 3-15 20.0%
 FT % 1st Half: 5-7 71.4% 2nd half: 7-12 58.3% Game: 12-19 63.2%

Officials: Kathy Lynch, Bryan Brunette, Maj Forsberg
 Technical fouls: Boston College-None, Virginia-None.
 Attendance: 6066

Game 4 of the 2013 ACC Women's Tournament
 #11-seed Boston College advances to face #3-seed UNC - Friday at 8:00 pm

Score by periods	1st	2nd	Total
Boston College	32	34	66
Virginia	22	35	57

	In	Off	2nd	Fast	Bench
Points					
BC	24	23	10	4	6
VA	28	11	15	2	11

Last FG - BC 2nd-00:58, VA 2nd-01:27.
 Largest lead - BC by 13 2nd-17:25, VA by 4 1st-17:28.

Score tied - 4 times.
 Lead changed - 6 times.



SERIES RECORDS AT A GLANCE



Opponent	Rec.	Last Meeting	Streak	Opponent	Rec.	Last Meeting	Streak	Opponent	Rec.	Last Meeting	Streak	Opponent	Rec.	Last Meeting	Streak
Alabama	2-1	L 73-70 12/21/12	L1	Lafayette	1-0	W 103-41 12/07/90	W1	Southern Calif.	2-1	W 78-68 12/30/95	W1	Southern Calif.	2-1	W 78-68 12/30/95	W1
Ala.-Birmingham	1-0	W 81-63 12/29/06	W1	Lamar	1-0	W 85-70 03/23/91	W1	Southern Illinois	1-0	W 81-60 11/24/89	W1	Southern Illinois	1-0	W 81-60 11/24/89	W1
Alabama State	1-0	W 106-21 12/29/96	W1	Liberty	8-2	W 64-38 12/07/11	W2	So. Methodist	1-0	W 77-68 03/13/98	W1	So. Methodist	1-0	W 77-68 03/13/98	W1
Albany	1-0	W 59-34 12/28/04	W1	Long Beach St.	0-1	L 73-71 01/15/81	L1	SW Missouri St.	1-0	W 67-63 03/19/94	W1	SW Missouri St.	1-0	W 67-63 03/19/94	W1
American	3-1	L 69-67 11/24/96	L1	Long Island	3-0	W 76-59 12/05/03	W3	Stanford	1-3	L 91-69 03/22/97	L3	Stanford	1-3	L 91-69 03/22/97	L3
Appalachian State	2-0	W 74-58 02/22/12	W2	Longwood	9-4	W 74-63 11/21/10	W7	Stephen F. Austin	1-0	W 74-72 03/17/91	W1	Stephen F. Austin	1-0	W 74-72 03/17/91	W1
Arkansas State	1-1	W 57-55 02/13/00	W1	Louisiana Tech	3-2	W 68-52 12/29/08	W1	Sweet Briar	1-0	W 72-23 12/08/75	W1	Sweet Briar	1-0	W 72-23 12/08/75	W1
Arizona	3-1	W 70-65 11/28/03	W1	Louisville	1-0	W 74-60 02/09/85	W1	Syracuse	3-1	L 74-73 11/24/12	L1	Syracuse	3-1	L 74-73 11/24/12	L1
Arizona State	0-1	L 60-50 11/11/04	L1	Loyola (Md.)	4-0	W 71-49 03/20/11	W4	Temple	4-1	W 71-65 11/29/06	W4	Temple	4-1	W 71-65 11/29/06	W4
Auburn	3-1	L 79-61 12/29/98	W1	Lynchburg	2-0	W 58-25 01/31/75	W2	Tennessee	3-13	W 69-64 11/20/11	W1	Tennessee	3-13	W 69-64 11/20/11	W1
Augusta	1-0	W 76-38 12/19/89	W1	Maine	3-0	W 68-56 12/28/06	W3	Tennessee Tech	2-0	W 75-54 11/27/94	W2	Tennessee Tech	2-0	W 75-54 11/27/94	W2
Baylor	1-0	W 80-51 01/24/99	W1	Manhattan	2-0	W 86-68 11/15/09	W2	Texas	3-4	L 79-53 11/25/11	L1	Texas	3-4	L 79-53 11/25/11	L1
Boston College	11-4	L 66-57 03/07/13	L2	Marist	1-0	W 68-61 03/21/09	W1	TCU	1-0	W 59-55 11/27/10	W1	TCU	1-0	W 59-55 11/27/10	W1
Bridgewater	5-1	W 77-52 02/23/79	W3	Marquette	3-0	W 76-71 11/29/08	W3	Toledo	1-0	W 95-64 12/04/93	W1	Toledo	1-0	W 95-64 12/04/93	W1
Brown	1-0	W 111-49 12/28/98	W1	Marshall	4-0	W 78-52 12/29/07	W4	Towson	1-0	W 102-44 12/11/98	W1	Towson	1-0	W 102-44 12/11/98	W1
Bucknell	1-0	W 81-48 01/02/89	W1	Mary Baldwin	1-0	W 51-48 02/13/75	W1	Troy State	1-0	W 96-74 03/14/97	W1	Troy State	1-0	W 96-74 03/14/97	W1
Butler	1-0	W 88-54 12/29/99	W1	Maryland	43-37	L 73-44 02/17/13	L4	Tulane	0-1	L 74-63 12/29/01	L1	Tulane	0-1	L 74-63 12/29/01	L1
California	2-2	L 50-59 11/27/11	L2	UMBC	2-0	W 61-46 12/18/10	W2	Utah	2-0	W 65-57 11/28/08	W2	Utah	2-0	W 65-57 11/28/08	W2
UCLA	2-0	W 77-55 12/29/95	W2	Mary Washington	6-0	W 60-27 02/14/76	W6	Vanderbilt	4-2	W 73-66 11/23/12	W2	Vanderbilt	4-2	W 73-66 11/23/12	W2
UC Santa Barbara	2-1	W 86-52 03/23/08	W1	Massachusetts	1-0	W 53-38 12/29/11	W1	Villanova	1-2	W 69-50 12/29/88	W1	Villanova	1-2	W 69-50 12/29/88	W1
Cal-St. Northridge	1-0	W 75-69 12/29/00	W1	Memphis State	2-0	W 76-75 03/15/87	W2	Va. Common.	14-6	W 99-57 11/24/98	W12	Va. Common.	14-6	W 99-57 11/24/98	W12
Campbell	1-1	W 77-60 11/20/79	W1	Mercer	1-0	W 93-52 11/30/85	W1	Virginia State	6-2	W 76-41 12/02/80	W2	Virginia State	6-2	W 76-41 12/02/80	W2
Canisius	1-0	W 92-36 11/26/91	W1	Miami (Fla.)	8-4	W 62-52 01/20/13	W1	Virginia Tech	41-10	W 50-47 02/10/13	W13	Virginia Tech	41-10	W 50-47 02/10/13	W13
Central Florida	1-0	W 76-47 11/25/06	W1	Michigan	2-1	W 78-64 12/28/02	L1	Virginia Union	6-1	W 67-50 12/08/81	W1	Virginia Union	6-1	W 67-50 12/08/81	W1
Charleston	0-1	L 76-44 12/21/77	L1	Michigan State	1-0	W 91-74 12/29/90	W1	Wagner	2-0	W 84-41 12/28/11	W2	Wagner	2-0	W 84-41 12/28/11	W2
Charlotte	4-1	L 79-74 03/26/11	L1	Middle Tenn. St.	1-0	W 79-63 01/02/06	W1	Wake Forest	63-5	L 73-68 02/25/13	L1	Wake Forest	63-5	L 73-68 02/25/13	L1
Clemson	38-30	L 64-62 02/21/13	L1	Minnesota	2-3	W 90-68 11/29/12	W2	Washington	1-0	W 85-64 11/28/99	W1	Washington	1-0	W 85-64 11/28/99	W1
Cleveland State	4-0	W 100-60 12/16/06	W4	Monmouth	1-0	W 73-45 12/18/08	W1	Wayland Baptist	1-0	W 67-62 03/20/80	W1	Wayland Baptist	1-0	W 67-62 03/20/80	W1
Clinch Valley	1-0	W 61-50 02/15/75	W1	Morehead State	1-0	W 88-43 02/04/08	W1	West Virginia	5-2	L 54-47 12/02/12	L2	West Virginia	5-2	L 54-47 12/02/12	L2
Colorado	3-0	W 74-59 01/02/10	W3	Morgan State	4-0	W 69-56 03/17/11	W4	William & Mary	10-0	W 71-49 12/02/99	W10	William & Mary	10-0	W 71-49 12/02/99	W10
Connecticut	2-4	L 75-45 12/05/07	L4	Mount St. Mary's	7-0	W 81-58 11/14/10	W7	Wisconsin	3-1	W 84-60 11/30/07	W1	Wisconsin	3-1	W 84-60 11/30/07	W1
Coppin State	2-0	W 54-44 12/18/12	W2	Navy	2-0	W 54-47 11/22/80	W2	Wright State	1-0	W 74-56 11/20/05	W1	Wright State	1-0	W 74-56 11/20/05	W1
Creighton	1-0	W 63-60 12/29/93	W1	Nevada-Las Vegas	1-0	W 74-73 12/02/89	W1	Xavier	1-0	W 54-45 12/29/12	W1	Xavier	1-0	W 54-45 12/29/12	W1
Dartmouth	3-0	W 83-70 01/23/05	W3	New Hampshire	0-1	L 63-62 12/27/81	L1	Yale	1-0	W 92-41 12/28/05	W1	Yale	1-0	W 92-41 12/28/05	W1
Davidson	1-0	W 83-68 12/20/07	W1	Norfolk State	6-5	W 66-23 12/28/12	W2								
Delaware State	2-0	W 71-54 12/28/07	W2	North Carolina	32-48	L 71-60 01/17/13	W3								
DePaul	2-0	W 75-63 01/09/88	W2	N. Carolina A&T	2-0	W 88-59 12/28/10	W2								
Drake	0-1	L 67-53 03/22/80	L1	UNC-Greensboro	3-0	W 71-44 11/21/03	W3								
Drexel	1-0	W 63-54 12/04/10	W1	NC State	38-32	L 80-59 02/28/13	L1								
Duke	32-32	L 62-41 02/08/13	L19	Northeastern	3-0	W 81-20 12/19/95	W3								
Duquesne	1-0	W 99-36 11/29/86	W1	North Florida	1-0	W 90-57 02/06/07	W1								
East Carolina	2-2	W 80-67 12/06/08	W1	Northwestern	1-1	W 76-55 12/05/04	W1								
East Tennessee St.	3-0	W 83-66 12/29/10	W3	Notre Dame	2-0	W 79-59 01/04/88	W2								
Eastern Mennonite	1-0	W 59-39 01/25/75	W1	Ohio State	1-6	L 74-46 12/02/10	L2								
Emory & Henry	2-1	W forfeit 01/23/76	W2	Oklahoma State	1-0	W 76-61 03/21/91	W1								
Fairfield	1-0	W 110-64 11/22/91	W1	Old Dominion	14-18	L 78-70 11/21/08	L1								
Fairleigh Dickinson	1-0	W 83-35 12/02/07	W1	Pacific	1-0	W 101-79 01/01/87	W1								
Florida	3-1	L 81-68 12/29/02	L1	Pennsylvania	4-0	W 68-65 11/12/12	W4								
Fla. International	3-0	W 78-65 12/20/01	W3	Penn State	4-3	L 82-69 03/12/99	L3								
Florida State	33-13	W 72-60 03/03/13	W3	Pepperdine	1-0	W 74-62 03/17/00	W1								
Fordham	2-0	W 105-55 12/29/94	W2	Pittsburgh	2-1	L 68-58 03/24/06	L1								
Furman	1-1	W 74-43 12/08/09	W1	Princeton	1-0	W 85-56 12/18/78	W1								
George Mason	5-0	W 87-49 11/27/84	W5	Providence	3-0	W 61-42 11/18/12	W3								
Georgetown	7-0	W 52-45 02/08/04	W7	Purdue	1-0	W 56-49 12/03/09	W1								
Geo. Washington	10-1	L 70-68 11/12/07	L1	Queens	1-0	W 61-52 12/28/80	W1								
Georgia	2-2	L 69-53 12/20/09	L1	Radford	7-7	W 92-43 12/18/11	W6								
Georgia State	1-0	W 61-60 12/17/82	W1	Randolph-Macon	2-0	W 75-33 11/28/78	W2								
Georgia Tech	53-13	L 65-62 02/03/13	L1	R.M. Woman's Col.	3-0	W 47-45 12/04/75	W3								
Gonzaga	0-1	L 69-62 11/30/08	L1	Richmond	14-3	W 68-55 03/19/12	W3								
Grambling	1-0	W 100-79 11/26/99	W1	Rider	5-0	W 83-38 12/28/08	W5								
Green Bay	0-1	L 69-67 03/21/10	L1	Rhode Island	3-0	W 89-53 01/09/08	W3								
Hampton	2-0	W 51-48 11/16/01	W2	Roanoke	2-1	W 61-44 02/12/76	W2								
Hartford	0-2	L 70-53 11/25/03	L2	Robert Morris	1-0	W 86-59 11/28/93	W1								
Harvard	1-0	W 54-48 12/03/05	W1	Rutgers	5-3	W 68-64 12/06/02	W1								
Hawaii	1-1	W 60-43 11/26/11	W1	St. Bonaventure	1-0	W 72-64 01/04/10	W1								
High Point	2-0	W 67-41 11/16/11	W2	St. Francis (Pa.)	6-0	W 82-66 01/05/09	W6								
Hofstra	1-0	W 82-66 11/12/10	W1	St. John's	3-0	W 90-51 01/26/91	W3								
Hollins	2-0	W 53-41 01/12/76	W2	St. Joseph's	4-4	W 48-42 03/18/06	W1								
Holy Cross	2-0	W 80-39 12/29/05	W2	St. Peter's	3-0	W 91-59 11/24/90	W3								
Houston	0-1	L 67-64 12/04/04	W1	Samford	1-0	W 69-60 12/28/09	W1								
Howard	2-0	W 59-56 03/15/12	W2	San Diego State	1-0	W 38-34 12/29/81	W1								
Illinois	4-0	W 63-39 12/04/08	W4	Santa Clara	1-0	W 62-60 12/30/97	W1								
Indiana	3-0	W 65-49 12/01/11	W3	Scranton	1-0	W 110-5									



VIRGINIA vs 2013-14 OPPONENTS



ALABAMA: 2-1
 Date UVa-Opp Mar. W/L Site
 12/4/1987 81-58 +23 W H
 11/25/05 69-48 +21 W N
 12/21/12 70-73 -3 L A
 Home 1-0, Away 0-1, Neutral 1-0

BOSTON COLLEGE: 11-3
 7-2 in ACC Games
 1-1 in ACC Tournament Games
 1-0 in WNIT Games
 Date UVa-Opp Mar. W/L Site
 12/29/83 58-46 +12 W A
 3/19/00 74-70 +4 W \$H
 1/26/06 43-57 -14 L #A
 3/2/06 57-54 +3 W *N
 1/14/07 65-63 ot +2 W #H
 2/28/08 67-57 +10 W #A
 2/22/09 90-70 +20 W #H
 1/21/10 70-68 +2 W #A
 2/20/11 50-73 -23 L #H
 3/24/11 53-48 +5 W %H
 1/21/12 69-58 +11 W H
 3/1/12 72-41 +31 W A
 1/24/13 69-57 +12 W H
 3/7/13 57-66 -9 L N
 Home 6-1, Away 4-1, Neutral 1-1

CLEMSON: 38-30
 32-25 in ACC Games
 4-5 in ACC Tournament Games
 Date UVa-Opp Mar. W/L Site
 1/21/78 58-86 -28 L #A
 2/9/78 59-73 -14 L *H
 1/20/79 59-62 -3 L #H
 1/19/80 71-88 -17 L #A
 2/8/80 76-78 -2 L *N
 1/12/81 77-67 +10 W #H
 2/13/82 65-76 -11 L #A
 1/22/83 71-76 -5 L #H
 2/23/83 84-86 ot -2 L #A
 1/5/84 83-75 +8 W #H
 1/21/84 77-76 +1 W #A
 1/19/85 67-75 -8 L #A
 2/20/85 63-66 -3 L #H
 1/11/86 96-89 ot +7 W #A
 2/22/86 90-79 +11 W #H
 1/31/87 83-77 +6 W #A
 2/14/87 82-66 +16 W #H
 2/6/88 67-64 +3 W #H
 2/20/88 77-85 -8 L #A
 3/6/88 66-57 +9 W *N
 1/11/89 64-63 +1 W #A
 2/18/89 84-93 -9 L #H
 1/31/90 67-64 +3 W #H
 2/17/90 71-63 +8 W #A
 3/4/90 84-66 +18 W *N
 1/9/91 81-75 +6 W #A
 2/16/91 89-62 +27 W #H
 3/3/91 62-65 -3 L *N
 1/18/92 85-52 +33 W #H
 2/22/92 85-81 +4 W #A
 1/13/93 60-61 -1 L #A
 2/20/93 87-70 +17 W #H
 3/7/93 79-71 ot +8 W *N
 1/3/94 69-65 +4 W #H
 2/19/94 61-70 -9 L #A
 1/1/95 76-67 +9 W #A
 1/28/95 78-55 +23 W #H
 1/2/96 59-63 -4 L #H
 1/28/96 45-57 -12 L #A
 3/2/96 67-75 -8 L *N
 1/4/97 44-58 -14 L #H
 1/29/97 75-65 +10 W #A
 3/1/97 75-77 ot -2 L *N
 1/5/98 67-74 -7 L #A
 2/5/98 72-55 +17 W #H
 1/2/99 67-66 ot +1 W #A
 1/31/99 75-55 +20 W #H
 1/20/00 77-74 2ot +3 W #H
 2/17/00 72-63 +11 W #A
 1/15/01 71-87 -16 L #H
 1/15/01 71-78 -7 L #A
 1/7/02 68-79 -11 L #H
 2/7/02 65-73 -8 L #A
 1/2/03 62-63 -1 L #A
 2/3/03 69-54 +15 W #H
 1/2/04 55-58 -3 L #H
 1/25/04 56-60 -4 L #A
 1/16/05 68-49 +19 W #H
 2/26/06 83-64 +19 W #H
 2/25/07 86-85 +1 W #A

3/1/07 89-82 +7 W *N
 2/21/08 83-71 +12 W #H
 1/26/09 75-67 +8 W #A
 2/4/10 82-60 +22 W #H
 1/30/11 74-84 -10 L #A
 1/8/12 54-47 +7 W A
 2/12/12 68-36 +32 W H
 2/21/13 62-64 -2 L A
 Home 20-10, Away 14-16, Neutral 4-4

COPPIN STATE: 2-0
 Date UVa-Opp Mar. W/L Site
 12/20/95 87-42 +43 W H
 12/18/12 54-44 +10 W H
 Home 2-0, Away 0-0, Neutral 0-0

DUKE: 32-31
 31-28 in ACC Games
 1-4 in ACC Tournament Games
 Date UVa-Opp Mar. W/L Site
 12/5/77 73-55 +18 W #A
 1/24/79 68-61 +7 W #A
 11/25/79 74-58 +16 W #H
 1/23/80 63-65 -2 L #A
 12/10/80 73-57 +16 W #H
 1/27/82 63-80 -17 L #A
 12/30/82 63-73 -10 L #A
 2/5/83 66-63 +3 W #H
 11/29/83 72-58 +14 W #A
 2/4/84 82-66 +16 W #H
 1/5/85 75-58 +17 W #A
 2/2/85 74-66 +8 W #H
 1/18/86 90-76 +14 W #H
 2/1/86 81-67 +14 W #A
 1/24/87 71-43 +28 W #H
 2/21/87 76-77 -1 L #A
 1/12/88 72-49 +23 W #A
 2/27/88 79-67 +12 W #H
 1/7/89 78-66 +12 W #H
 2/11/89 99-81 +18 W #A
 1/16/90 74-84 -10 L #A
 2/10/90 86-62 +20 W #H
 1/5/91 95-56 +39 W #A
 2/9/91 86-61 +25 W #H
 2/1/92 81-54 +27 W #A
 2/15/92 93-48 +45 W #H
 3/7/92 81-55 +26 W *N
 1/9/93 76-57 +19 W #H
 2/13/93 97-61 +36 W #A
 1/25/94 87-66 +21 W #A
 2/12/94 73-60 +13 W #H
 1/10/95 78-62 +16 W #H
 2/12/95 67-61 +6 W #A
 3/4/95 82-83 ot -1 L *N
 1/8/96 61-60 +1 W #A
 2/10/96 69-72 -3 L #H
 1/6/97 62-55 +7 W #H
 2/19/97 86-56 +30 W #A
 1/23/98 66-93 -27 L #A
 2/22/98 78-85 ot -7 L #H
 1/4/99 68-84 -16 L #A
 2/4/99 56-66 -10 L #H
 12/5/99 62-83 -21 L #A
 1/30/00 61-49 +12 W #H
 1/22/01 68-71 -3 L #H
 2/22/01 53-76 -23 L #A
 12/6/01 73-107 -34 L #H
 1/20/02 69-86 -17 L #A
 3/3/02 67-71 -4 L *N
 1/9/03 59-60 -1 L #H
 2/10/03 48-75 -27 L #A
 1/18/04 52-63 -11 L #H
 2/19/04 54-87 -33 L #A
 1/14/05 65-87 -31 L #H
 2/10/06 65-88 -23 L #A
 2/2/07 61-76 -15 L #H
 3/2/07 58-79 -21 L *N
 2/24/08 70-78 -8 L #A
 2/5/09 67-81 -14 L #H
 3/6/09 53-76 -23 L *N
 2/26/10 65-83 -18 L #A
 2/24/11 48-71 -23 L #H
 1/2/12 77-66 -11 L A
 2/8/13 41-62 -11 L H
 Home 17-11, Away 14-16, Neutral 1-4

FLORIDA STATE: 32-13
 31-12 in ACC Games
 2-1 in ACC Tournament Games
 Date UVa-Opp Mar. W/L Site
 12/8/90 92-77 +15 W H
 1/3/92 87-60 +27 W #A
 1/27/92 81-43 +38 W #H
 1/6/93 78-66 +12 W #A
 1/30/93 76-68 +8 W #H
 12/21/93 86-56 +30 W #H
 2/4/94 59-50 +9 W #A
 1/17/95 76-60 +16 W #A
 2/18/95 79-45 +34 W #H
 1/16/96 91-58 +33 W #H
 2/16/96 81-40 +41 W #A
 3/1/96 73-54 +19 W *N
 1/19/97 67-57 +10 W #A
 2/16/97 73-44 +29 W #H
 1/2/98 75-62 +13 W #H
 2/1/98 83-76 ot +7 W #A
 1/22/99 80-71 +9 W #A
 2/21/99 73-55 +18 W #H
 1/9/00 76-73 +3 W #A
 2/10/00 74-59 +15 W #H
 1/24/01 58-60 -2 L #A
 2/25/01 77-65 +12 W #H
 3/3/01 77-83 -6 L *N
 1/23/02 66-62 +4 W #H
 2/24/02 57-54 +3 W #A
 1/23/03 46-55 -9 L #A
 2/23/03 63-54 +9 W #H
 1/23/04 82-80 ot +2 W #A
 2/22/04 71-73 -2 L #H
 1/31/05 77-62 +15 W #A
 3/5/05 71-67 ot +4 W *N
 1/8/06 46-60 -14 L #A
 1/29/06 58-67 -9 L #H
 1/28/07 47-63 -16 L #A
 2/18/07 77-79 -2 L #H
 1/26/08 69-66 ot +3 W #A
 2/10/08 77-58 +19 W #H
 1/23/09 75-80 -5 L #H
 2/24/09 68-63 +5 W #A
 1/7/10 50-68 -18 L #A
 2/22/10 58-59 -1 L #H
 1/9/11 51-61 -10 L #A
 2/7/11 74-78 -4 L #H
 1/29/12 62-52 +10 W H
 2/26/12 66-57 +9 W H
 3/3/13 72-60 +12 W H
 Home 16-6, Away 15-6, Neutral 2-1

FLORIDA GULF COAST: First Meeting
 Date UVa-Opp Mar. W/L Site

2/20/96 80-62 +18 W #H
 1/16/97 74-53 +21 W #H
 2/13/97 60-72 -12 L #A
 2/28/97 77-63 +14 W *N
 12/6/97 65-84 -19 L #A
 1/30/98 93-57 +36 W #H
 1/14/99 82-62 +20 W #H
 2/18/99 86-73 +13 W #A
 1/3/00 83-70 +13 W #H
 2/3/00 66-65 +1 W #A
 1/7/01 65-70 -5 L #A
 2/8/01 70-87 -17 L #H
 1/10/02 61-92 -31 L #A
 2/11/02 85-79 +6 W #H
 3/2/02 60-58 +2 W *N
 1/16/03 74-63 +11 W #H
 2/16/03 56-54 +2 W #A
 1/12/04 60-59 +1 W #H
 2/22/04 55-65 -10 L #A
 1/10/05 61-38 +23 W #A
 2/23/06 57-51 +6 W #H
 2/22/07 49-73 -24 L #A
 3/2/08 103-101 2ot +2 W #H
 3/7/08 52-43 +9 W *N
 3/1/09 66-74 -8 L #A
 1/24/10 57-55 +2 W #H
 1/13/11 48-68 -20 L #A
 1/25/12 53-63 -10 L A
 1/10/13 62-51 +11 W A
 2/3/13 62-65 -3 L H
 Home 27-2, Away 19-11, Neutral 7-0

GEORGIA TECH: 52-12
 44-13 in ACC Games
 8-0 in ACC Tournament Games
 Date UVa-Opp Mar. W/L Site
 11/24/79 85-44 +31 W H
 1/17/81 66-42 +24 W #H
 2/13/81 61-49 +12 W *A
 1/16/82 75-45 +30 W #H
 2/15/82 56-51 +5 W #A
 11/21/82 80-59 +21 W #H
 2/14/83 54-55 -1 L #A
 1/23/84 75-65 +10 W #A
 2/18/84 89-50 +49 W #H
 3/2/84 75-58 +27 W *N
 1/21/85 71-47 +24 W #A
 2/16/85 97-67 +30 W #H
 11/24/85 86-52 +34 W #H
 2/15/86 82-64 +18 W #A
 3/1/86 90-64 +26 W *N
 1/17/87 76-66 +10 W #A
 2/11/87 78-56 +22 W #H
 1/20/88 90-69 +21 W #H
 2/25/88 91-68 +22 W #A
 1/21/89 80-105 -25 L #A
 2/4/89 91-74 +17 W #H
 1/20/90 97-77 +20 W #H
 2/3/90 94-65 +29 W #A
 3/3/90 73-65 +8 W *N
 1/19/91 98-72 +26 W #A
 2/2/91 98-94 +4 W #H
 1/25/92 79-74 +5 W #H
 2/8/92 86-62 +24 W #A
 3/9/92 70-69 +1 W *N
 1/23/93 107-81 +26 W #A
 2/5/93 88-53 +35 W #H
 1/22/94 88-75 +13 W #H
 2/6/94 82-54 +28 W #A
 1/21/95 73-53 +20 W #H
 2/20/95 61-53 +8 W #A
 1/20/96 79-58 +21 W #A

JAMES MADISON: 15-7
 Date UVa-Opp Mar. W/L Site
 2/18/76 67-57 +10 W H
 2/15/77 34-88 -54 L A
 2/21/78 60-49 +11 W H
 2/15/79 46-65 -19 L A
 3/2/79 45-73 -28 L +N
 2/20/80 78-40 +38 W H
 2/18/81 69-60 +9 W A
 1/2/82 91-46 +45 W H
 2/9/83 56-51 +5 W A
 1/8/84 57-52 +5 W H
 2/10/85 57-49 +8 W A
 1/12/85 71-57 +14 W H
 3/15/86 62-71 -9 L \$H
 12/11/86 59-52 +7 W A
 1/27/88 81-69 +12 W H
 12/9/89 67-55 +12 W A
 12/29/04 98-52 +46 W H
 12/6/09 73-75 -2 L H
 12/20/10 80-82 -2 L A
 12/20/11 59-53 +6 W H
 3/25/12 59-68 -9 L A
 11/9/12 78-57 +21 W H
 Home 10-2, Away 5-4, Neutral 0-1

HIGH POINT: 2-0
 Date UVa-Opp Mar. W/L Site
 11/14/08 78-48 +30 W H
 11/16/11 67-41 +26 W H
 Home 2-0, Away 0-0, Neutral 0-0

KANSAS STATE: First Meeting
 Date UVa-Opp Mar. W/L Site
 Home 0-0, Away 0-0, Neutral 0-0

LIBERTY: 8-2
 Date UVa-Opp Mar. W/L Site
 1/30/82 87-46 +41 W A
 12/17/83 81-37 +44 W H
 1/8/89 102-61 +41 W H
 12/20/00 73-46 +27 W H
 11/20/01 69-52 +17 W H
 11/26/02 69-77 -8 L A
 11/30/04 67-58 +9 W H
 11/20/06 71-75 -4 L H
 12/29/09 63-54 +9 W H
 12/7/11 64-38 +26 W H
 Home 7-1, Away 1-1, Neutral 0-0



VIRGINIA vs 2013-14 OPPONENTS



LOUISIANA TECH: 3-2

Date	UVa-Opp	Mar.	W/L	Site
12/20/86	77-66	+11	W	H
12/10/88	66-88	-22	L	A
3/23/95	63-62	+1	W	N
11/19/00	59-72	-13	L	A
12/29/08	65-52	+16	W	H

Home 2-0, Away 0-2, Neutral 1-0

MARYLAND: 43-37

38-29 in ACC Games
5-6 in ACC Tournament Games

Date	UVa-Opp	Mar.	W/L	Site
2/11/77	67-79	-12	L	H
2/1/78	38-69	-31	L	#A
1/21/79	57-78	-21	L	#H
1/12/80	63-77	-14	L	#A
1/28/81	71-57	+14	W	#H
2/14/81	47-50	-3	L	*N
1/20/82	62-67	-5	L	#A
2/26/82	63-72	-9	L	*N
1/5/83	75-90	-15	L	#A
2/2/83	62-73	-11	L	#H
3/4/83	63-70	-7	L	*N
1/31/84	77-61	+16	W	#H
2/15/84	51-82	-31	L	#A
1/30/85	63-50	+13	W	#A
2/13/85	65-61	+4	W	#H
3/1/85	64-53	+11	W	*N
1/28/86	73-47	+26	W	#H
2/8/86	80-75	+5	W	#A
3/2/86	68-92	-24	L	*N
1/28/87	63-61	+2	W	#A
2/19/87	71-61	+10	W	#H
3/1/87	76-59	+17	W	*N
1/12/88	84-66	+18	W	#H
2/3/88	79-83	-4	L	#A
3/7/88	70-76	-6	L	*N
1/24/89	73-86	-13	L	#A
2/15/89	99-104	ot -5	L	#H
3/5/89	66-89	-23	L	*N
1/10/90	82-79	+3	W	#H
2/21/90	60-63	-3	L	#A
1/16/91	76-59	+17	W	#H
2/20/91	111-74	+37	W	#A
1/15/92	65-67	-2	L	#H
2/11/92	75-74	+1	W	#A
1/20/93	66-70	-4	L	#A
2/23/93	87-73	+14	W	#H
3/8/93	106-103	3ot +3	W	*N
1/18/94	68-56	+13	W	#H
2/23/94	86-83	2ot +3	W	#A
3/5/94	63-45	+18	W	*N
1/25/95	82-48	+34	W	#A
2/26/95	56-41	+15	W	#H
3/3/95	68-46	+22	W	*N
1/24/96	75-46	+29	W	#H
2/24/96	77-53	+24	W	#A
1/9/97	60-42	+18	W	#H
2/3/97	73-49	+24	W	#A
1/8/98	86-60	+26	W	#H
2/9/98	47-45	+2	W	#A
1/8/99	69-63	+6	W	#H
2/8/99	69-55	+14	W	#A
1/15/00	76-68	+8	W	#H
2/24/00	71-76	-5	L	#A
1/5/01	82-41	+41	W	#H
2/5/01	69-56	+13	W	#A
1/17/02	52-44	+8	W	#A
2/17/02	76-59	+17	W	#H
1/19/03	69-58	+11	W	#H
2/20/03	71-67	+4	W	#A
1/4/04	55-69	-14	L	#A
2/5/04	64-51	+13	W	#H
1/20/05	60-63	-3	L	#A
2/20/05	63-61	+2	W	#H
1/20/06	74-84	-10	L	#H
2/5/06	71-85	-14	L	#A
1/19/07	68-95	-27	L	#A
2/11/07	74-83	-9	L	#H
1/18/08	62-74	-12	L	#H
2/8/08	80-86	-6	L	#A
1/30/09	89-81	+8	W	#H
2/12/09	78-94	-16	L	#A
1/11/10	60-61	-1	L	#H
2/8/10	82-68	+14	W	#A
1/21/11	75-77	ot -2	L	#H
2/13/11	60-57	+3	W	#A
1/16/12	61-68	-7	L	H
2/16/12	56-73	-17	L	H
3/2/12	58-70	-12	L	A

12/6/12	55-79	-24	L	A
2/17/13	44-73	-29	L	H
Home 22-13, Away 16-18 Neutral 5-6 Cole Field House 13-10, Comcast 2-6				

MIAMI (Fla.): 8-4

5-2 in ACC Games
0-0 in ACC Tournament Games
1-0 in WNIT Games

Date	UVa-Opp	Mar.	W/L	Site
12/28/87	78-69	+9	W	A
2/10/05	60-66	-6	L	#H
1/22/06	77-65	+12	W	#A
3/22/06	83-72	+11	W	%H
2/4/07	73-60	+13	W	#H
1/21/08	79-68	+11	W	#A
2/19/09	84-75	ot +9	W	#H
2/11/10	69-63	ot +6	W	#A
1/6/11	73-82	-9	L	#H
1/19/12	53-56	-3	L	H
1/6/13	52-58	-6	L	A
1/20/13	62-52	+10	W	H

Home 4-3, Away 4-1, Neutral 0-0

MICHIGAN: 2-1

Date	UVa-Opp	Mar.	W/L	Site
12/5/86	74-39	+35	W	H
3/17/01	71-81	-10	L	N
12/28/02	78-64	+14	W	N

Home 0-1, Away 0-1, Neutral 1-1

NORTH CAROLINA: 32-48

30-34 in ACC Games
2-13 in ACC Tournament Games

Date	UVa-Opp	Mar.	W/L	Site
2/6/76	40-49	-9	L	H
12/4/76	54-60	-6	L	A
2/10/77	71-59	+12	W	H
12/20/77	58-81	-23	L	A
1/17/78	66-77	-11	L	#H
1/10/79	56-85	-29	L	#A
2/8/79	51-86	-35	L	*N
1/5/80	65-66	ot -1	L	#H
3/21/80	61-68	-7	L	%N
11/29/80	51-55	-4	L	#A
1/9/82	65-74	-9	L	#A
2/3/82	60-62	-2	L	#H
1/15/83	78-74	ot +4	W	#H
2/12/83	78-88	-10	L	#A
1/14/84	72-85	-13	L	#H
2/9/84	88-72	+16	W	#A
3/3/84	68-96	-28	L	*N
1/13/85	64-62	ot +2	W	#H
2/5/85	75-77	-2	L	#A
3/2/85	55-76	-21	L	*N
1/25/86	84-79	+5	W	#A
2/5/86	58-60	-2	L	#H
1/10/87	81-66	+15	W	#H
1/21/87	73-63	+10	W	#A
1/30/88	81-73	+8	W	#A
2/17/88	64-57	+7	W	#H
1/18/89	92-64	+28	W	#H
2/1/89	87-79	+8	W	#A
1/22/90	81-63	+18	W	#A
2/15/90	95-46	+49	W	#H
1/29/91	92-67	+25	W	#A
2/6/91	97-60	+37	W	#H
3/2/91	90-69	+21	W	*N
1/8/92	83-68	+15	W	#A
2/26/92	65-52	+13	W	#H
3/8/92	74-55	+19	W	*N
1/3/93	65-72	-7	L	#A
2/9/93	73-67	+6	W	#H
1/12/94	77-75	+2	W	#A
2/9/94	83-74	+9	W	#H
3/6/94	60-77	-17	L	*N
1/31/95	80-64	+16	W	#H
2/5/95	88-78	+10	W	#A
1/31/96	87-71	+16	W	#H
2/12/96	83-70	+13	W	#A
1/27/97	71-75	-4	L	#H
2/23/97	65-70	-5	L	#A
1/15/98	105-100	3ot +5	W	#A
2/15/98	84-85	2ot -1	L	#H
2/27/98	56-76	-20	L	*N
1/18/99	68-79	-11	L	#H
2/14/99	80-82	ot -2	L	#A
2/28/99	70-83	-13	L	*N
1/6/00	87-68	+9	W	#H
2/7/00	63-66	ot -3	L	#A
3/5/00	63-67	-4	L	*N
1/11/01	78-76	+2	W	#A

2/11/01	76-73	+3	W	#H
1/27/02	64-79	-15	L	#A
2/21/02	68-78	-10	L	#H
1/30/03	54-74	-20	L	#A
3/2/03	69-59	+10	W	#H
3/9/03	78-88	-10	L	*N
1/29/04	70-75	-5	L	#H
2/29/04	64-70	-6	L	#A
3/6/04	45-64	-19	L	*N
2/7/05	56-76	-20	L	#H
2/24/05	60-89	-29	L	#A
3/6/05	72-78	-6	L	*N
2/12/06	60-72	-12	L	#H
3/3/06	56-82	-26	L	*N
1/8/07	62-96	-34	L	*A
2/15/08	82-90	-8	L	#H
3/8/08	65-80	-15	L	*N
1/16/09	74-103	-29	L	#A
2/15/10	82-78	2ot +4	W	#H
1/28/11	52-64	-12	L	#A
1/5/12	73-78	(2OT) -5	L	#H
2/3/12	56-64	-8	L	#A
1/17/13	60-71	-11	L	A

Home 18-14, Away 12-21, Neutral 2-13

NOTRE DAME: 2-0

2-0 in Non-Conference Games
0-0 in ACC Games

Date	UVa-Opp	Mar.	W/L	Site
2/22/81	68-40	+28	W	N
1/4/88	79-59	+20	W	H

Home 1-0, Away 0-0, Neutral 1-0

NC STATE: 37-31

34-28 in ACC Games
3-2 in ACC Tournament Games

Date	UVa-Opp	Mar.	W/L	Site
12/7/74	44-57	-13	L	H
1/31/76	38-60	-22	L	H
1/18/77	55-83	-28	L	A
1/14/78	62-77	-15	L	#H
1/31/79	63-88	-25	L	#A
2/1/80	79-81	ot -2	L	#H
1/31/81	64-98	-34	L	#A
2/25/81	71-76	-5	L	#H
1/23/82	64-69	-5	L	#H
2/20/82	55-66	-11	L	#A
1/12/83	55-67	-12	L	#A
2/26/83	69-84	-15	L	#H
1/12/84	75-64	+11	W	#H
2/25/84	66-70	-4	L	#A
3/17/84	73-86	-13	L	#A
1/10/85	46-71	-25	L	#A
2/23/85	70-78	-8	L	#H
1/7/86	65-64	+1	W	#H
2/19/86	70-62	+8	W	#A
1/5/87	75-57	+18	W	#H
2/7/87	69-70	-1	L	#A
3/2/87	56-57	-1	L	*N
1/16/88	87-59	+28	W	#H
2/13/88	88-68	+20	W	#A
3/5/88	82-64	+18	W	*N
1/14/89	86-103	-17	L	#H
2/25/89	56-78	-22	L	#A
1/14/90	70-66	+4	W	#A
2/24/90	64-77	-16	L	#H
3/5/90	67-64	ot +3	W	*N
1/12/91	123-120	3ot +3	W	#A
2/23/91	95-78	+17	W	#H
1/11/92	101-70	+31	W	#H
2/29/92	76-74	+2	W	#A
1/17/93	79-73	+6	W	#H
2/27/93	76-75	+1	W	#A
1/15/94	70-44	+26	W	#A
2/27/94	81-58	+23	W	#H
1/7/95	81-73	+8	W	#A
2/9/95	80-68	+12	W	#H
1/12/96	77-69	+18	W	#H
2/7/96	72-60	+12	W	#A
1/11/97	64-62	+2	W	#A
2/9/97	91-66	+25	W	#H
1/11/98	59-67	-8	L	#H
2/12/98	63-70	-7	L	#A
1/11/99	60-46	+14	W	#A
2/10/99	67-53	+14	W	#H
1/17/00	80-73	+7	W	#A
2/20/00	60-51	+9	W	#H
1/2/01	77-64	+13	W	#H
2/1/01	56-71	-15	L	#A



VIRGINIA vs 2013-14 OPPONENTS



VIRGINIA TECH: 41-10

16-2 in ACC Games

1-0 in ACC Tournament Games

Date	UVa-Opp	Mar.	W/L	Site
2/4/74	33-39	-6	L	H
1/14/76	44-48	-4	L	H
12/9/76	54-52	+2	W	H
2/23/77	67-58	+9	W	A
1/9/78	54-39	+15	W	H
3/3/78	58-38	+20	W	+N
1/17/79	64-58	+6	W	A
1/14/80	48-39	+9	W	N
1/3/81	58-43	+15	W	N
3/7/81	49-41	+8	W	+N
2/6/82	56-63	-7	L	N
1/8/83	70-66	+4	W	H
1/4/84	88-70	+18	W	N
1/16/85	74-62	+12	W	H
12/10/85	87-58	+29	W	N
12/9/86	73-43	+30	W	H
12/8/87	74-57	+17	W	A
11/29/88	75-73	+2	W	H
1/3/90	79-77	+2	W	A
11/28/90	93-44	+49	W	H
12/8/92	93-59	+34	W	A
12/8/93	78-66	+12	W	H
1/13/95	62-69	-7	L	A
12/6/95	80-38	+42	W	H
2/6/97	90-41	+49	W	A
11/25/97	64-49	+15	W	H
11/30/98	65-81	-16	L	A
12/20/99	67-62	+5	W	H
11/30/00	56-57	-1	L	A
11/29/01	60-58	+2	W	H
12/3/02	56-72	-16	L	A
12/23/03	62-63	-1	L	H
1/28/05	70-67	+3	W	#H
2/13/05	61-58	+3	W	#A
1/16/06	78-59	+19	W	#A
2/2/06	54-65	-11	L	#H
1/22/07	58-60	-2	L	#A
2/15/07	79-76	+3	W	#H
1/13/08	70-57	+13	W	#H
2/17/08	62-53	+9	W	#A
1/21/09	75-69	+6	W	#A
2/8/09	69-61	+8	W	#H
3/5/09	66-57	+9	W	*N
1/18/10	70-56	+14	W	#A
2/28/10	55-46	+9	W	#H
1/23/11	72-37	+35	W	#H
2/27/11	73-71	+2	W	#A
1/12/12	52-39	+13	W	#H
2/19/12	66-40	+26	W	#A
1/3/13	52-48	+16	W	H
2/10/13	50-47	+3	W	A

Home 21-4, Away 14-5, Neutral 7-1

WAKE FOREST: 63-5

55-4 in ACC Games

6-1 in ACC Tournament Games

Date	UVa-Opp	Mar.	W/L	Site
2/5/76	71-62	+9	W	H
12/3/76	67-51	+16	W	A
1/13/78	59-60	-1	L	#H
1/8/79	87-54	+33	W	#A
1/2/80	78-35	+43	W	#H
11/30/80	92-51	+41	W	#A
2/10/82	82-48	+34	W	#H
1/28/83	79-69	+10	W	#A
12/7/83	78-69	+9	W	#A
2/11/84	82-66	+16	W	#H
11/30/84	77-66	+11	W	#A
1/26/85	73-53	+20	W	#H
1/21/86	75-42	+33	W	#A
2/12/86	66-59	+7	W	#H
1/7/87	105-58	+47	W	#H
2/2/87	70-61	+9	W	#A
2/28/87	70-56	+14	W	*N
1/6/88	70-61	+9	W	#H
2/10/88	81-67	+14	W	#A
1/28/89	80-74	+6	W	#H
2/8/89	94-76	+18	W	#A
3/4/89	68-67 ot	+1	W	*N
1/27/90	58-55	+3	W	#H
2/7/90	62-61	+1	W	#A
1/24/91	87-80	+7	W	#A
2/14/91	98-66	+32	W	#H
1/22/92	78-44	+34	W	#A
2/5/92	78-55	+23	W	#H
1/27/93	82-78	+4	W	#A
2/17/93	87-67	+20	W	#H
3/6/93	74-46	+28	W	*N
1/29/94	80-55	+25	W	#H
2/15/94	62-54	+8	W	#A
3/4/94	73-54	+19	W	*N
1/5/95	96-39	+57	W	#H
2/3/95	88-58	+30	W	#A
1/4/96	80-70	+10	W	#A
2/19/96	77-55	+22	W	#H
12/7/96	73-57	+16	W	#H
1/22/97	74-43	+31	W	#A
1/18/98	65-55	+10	W	#H
2/18/98	60-51	+9	W	#A
12/4/98	65-45	+20	W	#H
1/28/99	81-50	+31	W	#A
2/27/99	71-67	+4	W	*N
1/27/00	58-47	+11	W	#A
2/27/00	77-71	+6	W	#H
3/3/00	72-47	+25	W	*N
12/9/00	77-61	+16	W	#A
1/28/01	76-73 2ot	+3	W	#H
1/13/02	65-51	+14	W	#H
2/14/02	61-55 ot	+6	W	#A
1/5/03	66-77	-11	L	#A
2/6/03	64-44	+20	W	#H
2/1/04	62-61	+1	W	#A
2/26/04	75-61	+14	W	#H
1/6/05	85-83 ot	+2	W	#A
2/27/05	57-54	+3	W	#H
2/18/06	81-70	+11	W	#A
1/11/07	77-70	+7	W	#H
1/6/08	69-50	+19	W	#A
1/11/09	77-59	+18	W	#H
1/31/10	57-64	-7	L	#A
2/3/11	73-46	+27	W	#H
3/3/11	68-74	-6	L	*N
2/24/12	61-55	+6	W	#H
1/27/13	69-64	+5	W	A
2/25/13	68-73	-5	L	H

Home 29-3, Away 28-2, Neutral 6-1

WEST VIRGINIA: 5-2

Date	UVa-Opp	Mar.	W/L	Site
3/19/89	81-68	+13	W	H
11/23/91	92-63	+29	W	H
3/26/92	103-83	+20	W	H
11/23/97	59-58	+1	W	H
11/15/98	85-72	+13	W	A
11/26/10	43-57	-14	L	N
12/2/12	47-54	-7	L	H

Home 4-1, Away 1-0, Neutral 0-1





1992 ACC CHAMPIONS

Since 1990, the Cavaliers have been the No. 1 seed in the ACC tournament seven times and the No. 2 seed three times. In 2003 and 2010, Virginia captured the No. 3 seed. In 2002 and 2008, UVa was the No. 4 seed after tying for third in the regular-season standings. In 1998, 2001, and 2005, the Cavaliers were the No. 5 seed.

Virginia has won 11 regular-season titles and three tournament championships. The Cavaliers claimed their first ACC tournament championship in 1990 after finishing in second place in the regular season. That year, the Cavaliers defeated NC State, 67-64, in overtime to bring the title to Charlottesville. Virginia won back-to-back regular season and tournament championships in 1992 and 1993. The Cavaliers defeated Georgia Tech, 70-69, in the finals in 1992 and outlasted Maryland, 106-103, in triple overtime in 1993. From 1991-1996, Virginia entered the tournament as the No. 1 seed.

RECORD BY ROUND

First Round	4-3
Quarterfinal	20-11
Semifinal	6-15
Final	3-3
Total: 65 games	33-32 (.507)

APPEARANCES

ACC Championship Game 3-3
1987, 1988, 1990, 1992, 1993, 1994

ACC Semifinal Game 6-15
1981, 1984, 1985, 1986, 1987, 1988, 1989, 1990, 1991, 1992, 1993, 1994, 1995, 1996, 1997, 1999, 2000, 2002, 2003, 2005, 2008

ACC Quarterfinal Game 20-11
1978, 1979, 1980, 1981, 1982, 1983, 1984, 1985, 1986, 1987, 1988, 1989, 1990, 1991, 1992, 1993, 1994, 1995, 1996, 1997, 1998, 1999, 2002, 2003, 2004, 2005, 2006, 2007, 2008, 2009, 2010

First Round 4-2
2000, 2001, 2006, 2007, 2009, 2011

11 ACC REGULAR-SEASON TITLES

1984, 1986, 1987, 1988, 1991, 1992, 1993, 1994, 1995, 1996, 2000

3 ACC TOURNAMENT CHAMPIONSHIPS

1990, 1992, 1993



VIRGINIA IN THE ACC TOURNAMENT



Year	Seed	Round	Seed/Opponent	Result
1978			University Hall, Charlottesville, Va.	
	6	Quarterfinal	3 Clemson	L, 73-59
1979			Reynolds Coliseum, Raleigh, N.C.	
	5	Quarterfinal	4 North Carolina	L, 86-51
1980			Cole Field House, College Park, Md.	
	6	Quarterfinal	3 Clemson	L, 78-76
1981			Littlejohn Coliseum, Clemson, S.C.	
	2	Quarterfinal	7 Georgia Tech	W, 61-49
		Semifinal	3 Maryland	L, 50-47
1982			Reynolds Coliseum, Raleigh, N.C.	
	6	Quarterfinal	3 Maryland	L, 72-63
1983			Cumberland Memorial Auditorium, Fayetteville, N.C.	
	6	Quarterfinal	3 Maryland	L, 70-63
1984			Cumberland Memorial Auditorium, Fayetteville, N.C.	
	1	Quarterfinal	8 Georgia Tech	W, 75-58
		Semifinal	5 North Carolina	L, 96-68
1985			Cumberland Memorial Auditorium, Fayetteville, N.C.	
	3	Quarterfinal	6 Maryland	W, 64-53
		Semifinal	2 North Carolina	L, 76-55
1986			Cumberland Memorial Auditorium, Fayetteville, N.C.	
	1	Quarterfinal	8 Georgia Tech	W, 90-64
		Semifinal	5 Maryland	L, 92-68
1987			Cumberland Memorial Auditorium, Fayetteville, N.C.	
	1	Quarterfinal	8 Wake Forest	W, 70-56
		Semifinal	5 Maryland	W, 76-59
		Final	2 NC State	L, 57-56
1988			Cumberland Memorial Auditorium, Fayetteville, N.C.	
	1	Quarterfinal	8 NC State	W, 82-64
		Semifinal	5 Clemson	W, 66-57
		Final	2 Maryland	L, 76-70
1989			Cumberland Memorial Auditorium, Fayetteville, N.C.	
	4	Quarterfinal	5 Wake Forest	W, 68-67 (ot)
		Semifinal	1 Maryland	L, 89-66
1990			Cumberland Memorial Auditorium, Fayetteville, N.C.	
	2	Quarterfinal	7 Georgia Tech	W, 73-65 (s)
		Semifinal	3 Clemson	W, 84-66
		Final	1 NC State	W, 67-64 (ot)
1991			Cumberland Memorial Auditorium, Fayetteville, N.C.	
	1	Quarterfinal	8 North Carolina	W, 90-69
		Semifinal	4 Clemson	L, 65-62
1992			Winthrop Coliseum, Rock Hill, S.C.	
	1	Quarterfinal	8 Duke	W, 81-55
		Semifinal	4 North Carolina	W, 74-55
		Final	7 Georgia Tech	W, 70-69
1993			Winthrop Coliseum, Rock Hill, S.C.	
	1	Quarterfinal	8 Wake Forest	W, 74-46
		Semifinal	5 Clemson	W, 79-71 (ot)
		Final	2 Maryland	W, 106-103 (3ot)
1994			Winthrop Coliseum, Rock Hill, S.C.	
	1	Quarterfinal	8 Wake Forest	W, 73-54
		Semifinal	5 Maryland	W, 63-45
		Final	2 North Carolina	L, 77-60
1995			Winthrop Coliseum, Rock Hill, S.C.	
	1	Quarterfinal	9 Maryland	W, 68-46
		Semifinal	4 Duke	L, 83-82(ot)

Year	Seed	Round	Seed/Opponent	Result
1996			Winthrop Coliseum, Rock Hill, S.C.	
	1	Quarterfinal	9 Florida State	W, 83-50
		Semifinal	4 Clemson	L, 75-67
1997			Independence Arena, Charlotte, N.C.	
	2	Quarterfinal	7 Georgia Tech	W, 77-63
		Semifinal	6 Clemson	L, 77-75
1998			Independence Arena, Charlotte, N.C.	
	5	Quarterfinal	4 North Carolina	L, 76-56
1999			Independence Arena, Charlotte, N.C.	
	2	Quarterfinal	8 Wake Forest	W, 71-67
		Semifinal	3 North Carolina	L, 83-70
2000			Greensboro Coliseum, Greensboro, N.C.	
	1	First Round	9 Wake Forest	W, 72-47
		Semifinal	5 North Carolina	L, 67-63
2001			Greensboro Coliseum, Greensboro, N.C.	
	5	Quarterfinal	4 Florida State	L, 83-77
2002			Greensboro Coliseum, Greensboro, N.C.	
	4	Quarterfinal	5 Georgia Tech	W, 60-58
		Semifinal	1 Duke	L, 71-67
2003			Greensboro Coliseum, Greensboro, N.C.	
	3	Quarterfinal	6 NC State	W, 66-56
		Semifinal	2 North Carolina	L, 88-78
2004			Greensboro Coliseum, Greensboro, N.C.	
	7	Quarterfinal	2 North Carolina	L, 64-45
2005			Greensboro Coliseum, Greensboro, N.C.	
	5	Quarterfinal	4 Florida State	W, 71-67
		Semifinal	1 North Carolina	L, 78-72
2006			Greensboro Coliseum, Greensboro, N.C.	
	9	First Round	8 Boston College	W, 83-72
		Quarterfinal	1 North Carolina	L, 82-56
2007			Greensboro Coliseum, Greensboro, N.C.	
	7	First Round	9 Clemson	W, 89-82
		Quarterfinal	1 Duke	L, 79-58
2008			Greensboro Coliseum, Greensboro, N.C.	
	4	Quarterfinal	5 Georgia Tech	W, 52-43
		Semifinal	1 North Carolina	L, 80-65
2009			Greensboro Coliseum, Greensboro, N.C.	
	6	First Round	11 Virginia Tech	W, 66-57
		Quarterfinal	3 Duke	L, 76-53
2010			Greensboro Coliseum, Greensboro, N.C.	
	3	Quarterfinal	6 NC State	L, 66-59
2011			Greensboro Coliseum, Greensboro, N.C.	
	8	First Round	9 Wake Forest	L, 74-68
2012			Greensboro Coliseum, Greensboro, N.C.	
	6	First Round	11 Boston College	W, 72-41
		Quarterfinal	3 Maryland	L, 58-70
2013			Greensboro Coliseum, Greensboro, N.C.	
	6	First Round	11 Boston College	L, 66-57



MARY GARBER AWARD

ACC FEMALE ATHLETE OF THE YEAR

1991 Dawn Staley
1992 Dawn Staley

PLAYER OF THE YEAR

1988 Donna Holt
1991 Dawn Staley
1992 Dawn Staley
1993 Heather Burge
1995 Wendy Palmer
1996 Wendy Palmer
2010 Monica Wright

DEFENSIVE PLAYER OF THE YEAR

2010 Monica Wright

ROOKIE OF THE YEAR

1989 Dawn Staley
1994 Tora Suber
2000 Schuye LaRue
2002 Brandi Teamer
2007 Monica Wright

COACH OF THE YEAR

1984 Debbie Ryan
1986 Debbie Ryan
1987 Debbie Ryan
1991 Debbie Ryan
1993 Debbie Ryan
1995 Debbie Ryan
2000 Debbie Ryan

ALL-CONFERENCE

1978 Valerie Ackerman
1979 Valerie Ackerman (2nd)
1980 Melissa Mahony (2nd)
Chrissy Reese (2nd)
Jackie LeBerge (2nd)
1984 Cathy Grimes
Lyn Anastasio
Nancy Mayer
1985 Nancy Mayer
Cathy Grimes (2nd)
Kim Silloway (2nd)
1986 Daphne Hawkins
Donna Holt
Nancy Mayer (2nd)
1987 Donna Holt
Nancy Mayer
Daphne Hawkins (2nd)
1988 Donna Holt
Daphne Hawkins
1989 Tonya Cardoza
Dawn Staley (2nd)
Tammi Reiss (2nd)
1990 Dawn Staley
Tammi Reiss (2nd)
1991 Tonya Cardoza
Dawn Staley
Tammi Reiss (2nd)
1992 Heather Burge
Dawn Staley
Tammi Reiss (2nd)
1993 Heather Burge
Dena Evans (2nd)
1994 Wendy Palmer
Tora Suber (2nd)
1995 Wendy Palmer
Jenny Boucek (2nd)
1996 Wendy Palmer

1997 Tora Suber
Tora Suber
DeMya Walker (2nd)
1998 DeMya Walker
Mimi Kennedy (2nd)
1999 DeMya Walker
Monick Foote (3rd)
Erin Stovall (3rd)
2000 Svetlana Volnaya
Schuye LaRue (2nd)
Renee Robinson (2nd)
2001 Schuye LaRue
2002 Telisha Quarles (2nd)
Brandi Teamer (2nd)
2003 Cherrise Graham (2nd)
Brandi Teamer (2nd)
2004 LaTonya Blue (3rd)
Brandi Teamer (HM)
2005 LaTonya Blue (2nd)
2006 Sharneé Zoll (3rd)
2007 Lyndra Littles (2nd)
2008 Monica Wright (2nd)
Sharneé Zoll (3rd)
Lyndra Littles (3rd)
Aisha Mohammed (HM)
2009 Monica Wright
Lyndra Littles
Aisha Mohammed (HM)
2010 Monica Wright
2012 Ariana Moorer (2nd)
Ataira Franklin (HM)
2013 Ataira Franklin

COACHES ALL-ACC

2013 Ataira Franklin

ALL-FRESHMAN

1993 Wendy Palmer
1994 Tora Suber
1995 Monick Foote
1996 DeMya Walker
1997 Renee Robinson
1998 Erin Stovall
2000 Schuye LaRue
2002 Brandi Teamer
2005 Sharneé Zoll
2006 Lyndra Littles
2007 Monica Wright
2011 Ataira Franklin

ALL-DEFENSIVE TEAM

(begun in 2000)
2000 Renee Robinson
2004 LaTonya Blue
2005 LaTonya Blue
2008 Monica Wright
2010 Monica Wright
2012 Lexie Gerson

ALL-TOURNAMENT

1987 Donna Holt (MVP)
Nancy Mayer
1988 Donna Holt
Daphne Hawkins
1990 Tammi Reiss
Dawn Staley
1991 Dawn Staley
1992 Heather Burge
Tammi Reiss
Dawn Staley (MVP)
1993 Jenny Boucek (2nd)
Heather Burge
Dena Evans (2nd, MVP)
1994 Wendy Palmer
Tora Suber (2nd)
Amy Lofstedt (2nd)
1995 Wendy Palmer
Jeffra Gausepohl (2nd)
1996 Tora Suber
Wendy Palmer (2nd)
1997 Tora Suber (2nd)
Mimi Kennedy (2nd)
1999 DeMya Walker (2nd)
2000 Schuye LaRue (2nd)
Renee Robinson (2nd)
2002 Telisha Quarles (2nd)
2003 Cherrise Graham
2005 Tiffany Sardin (2nd)
Brandi Teamer (2nd)
2008 Monica Wright (1st)
2010 Monica Wright (2nd)

ROOKIE OF THE WEEK

Wendy Palmer	1993
Wendy Palmer	1993
Wendy Palmer	1993
Konecka Drakeford	1994
Tora Suber	1994
Tora Suber	1994
Tora Suber	1994
Monick Foote	1995
DeMya Walker	1996
Lisa Hosac	1997
Schuye LaRue	2000
Schuye LaRue	2000
Schuye LaRue	2000
Schuye LaRue	2000
Schuye LaRue	2000
Brandi Teamer	11-26-01
Brandi Teamer	12-24-01
LaTonya Blue	1-7-02
Brandi Teamer	1-14-02
Brandi Teamer	1-21-02
Brandi Teamer	2-4-02
Brandi Teamer	2-18-02
Deidra Chatman	1-20-03
Siedah Williams	12-22-03
Monica Wright	11-20-06
Monica Wright	12-4-06
Monica Wright	12-11-06
Monica Wright	1-1-07
Monica Wright	1-15-07
Monica Wright	2-5-07
Monica Wright	2-12-07
Monica Wright	2-26-07
Ariana Moorer	12-8-08
Simone Egwu	11-23-09
Ataira Franklin	2-14-11

SILVER ANNIVERSARY

1987 Donna Holt
1992 Dawn Staley
1993 Dena Evans

PLAYER OF THE WEEK

Kim Silloway	1984
Nancy Mayer	1985
Daphne Hawkins	1986
Donna Holt	1986
Pam Leake	1986
Pam Leake	1986
Nancy Mayer	1986
Donna Holt	1988
Tammi Reiss	1990
Dawn Staley	1990
Tammi Reiss	1991
Dawn Staley	1991
Dawn Staley	1991
Dawn Staley	1991
Tammi Reiss	1992
Tonya Sampson	1992
Tonya Sampson	1992
Heather Burge	1993
Heather Burge	1993
Heather Burge	1993
Dena Evans	1993
Dena Evans	1993
Jeffra Gausepohl,	1994
Wendy Palmer	1994
Tora Suber	1994
Jeffra Gausepohl	1995
Wendy Palmer	1995
Wendy Palmer	1995
Wendy Palmer	1995
Wendy Palmer	1996
Wendy Palmer	1996
Tora Suber	1996
Tora Suber	1997
DeMya Walker	1997
DeMya Walker	1997
Mimi McKinney	1998
DeMya Walker	1999
DeMya Walker	1999
Erin Stovall	1999
Svetlana Volnaya	2000
Svetlana Volnaya	2000
Telisha Quarles	2000
Telisha Quarles	2001
Schuye LaRue	2001
Svetlana Volnaya	2001
Telisha Quarles	2-18-02
Brandi Teamer	2-10-03
LaTonya Blue	3-3-03
Brandi Teamer	12-30-03
LaTonya Blue	1-31-05
LaTonya Blue	2-21-05
Lyndra Littles	11-13-06
Brenna McGuire	12-18-06
Sharneé Zoll	1-1-07
Lyndra Littles	2-19-07
Monica Wright	12-3-07
Monica Wright	3-3-08
Monica Wright	11-24-08
Lyndra Littles	1-5-09
Lyndra Littles	2-2-09
Monica Wright	12-14-09
Monica Wright	1-4-10
Monica Wright	1-25-10
Monica Wright	2-15-10



**ALL-ACC
ACADEMIC**

(begun in 1998; 3.0 or higher GPA in career for a starter or key reserve)

- 1999 Monick Foote
- 2000 Lisa Hosac
Katie Tracy
- 2001 Elena Kravchenko
- 2002 Anna Crosswhite
- 2003 Anna Crosswhite
- 2004 Anna Crosswhite
- 2005 Kate Kreager
- 2007 Jayna Hartig
- 2011 Whitney Edwards
Simone Egwu
Jayna Hartig
Simone Egwu
- 2012

ACC LEGENDS



**WENDY
PALMER
(2005)**



**CATHY
GRIMES
(2006)**



**DENA
EVANS
(2007)**



**HEATHER
BURGE QUELLA
(2008)**



**VAL
ACKERMAN
(2009)**



**JENNY
BOUCEK
(2010)**



**NANCY
MAYER BATES
(2011)**



**SIEDAH
WILLIAMS
(2012)**



**DAPHNE
HAWKINS
(2013)**



POSTSEASON APPEARANCES

29 overall (24 NCAA, 1 AIAW, 4 WNIT)
 24 NCAA appearances (1984-2003, 2005, 2008-10)

NCAA TOURNAMENT

Virginia's Record by Round:

First Round.....	9-7
Second Round.....	12-5
Regional Semifinal.....	7-5
Regional Final.....	3-4
Final Four/Semifinal.....	1-2
Final Four/Final.....	0-1
Total: 57 games	(.579) 33-24

National Championship 1991 0-1

National Semifinal 1-2
 1990, 1991, 1992

Final Eight 3-4
 1988, 1990, 1991, 1992, 1993, 1995, 1996

Final Sixteen 7-5
 1987, 1988, 1989, 1990, 1991, 1992, 1993, 1994, 1995, 1996, 1997, 2000

Second Round 12-5
 1987, 1988, 1989, 1990, 1991, 1992, 1993, 1994, 1995, 1996, 1997, 1998, 2000, 2003, 2005, 2008, 2009

First Round 9-7
 1984, 1985, 1986, 1994, 1995, 1996, 1997, 1998, 1999, 2000, 2001, 2002, 2003, 2005, 2008, 2009, 2010

VIRGINIA'S RECORD BY REGION

East	(12 times)	20-13
Mideast	(6 times)	6-6
Midwest	(twice)	4-2
West	(3 times)	3-3

VIRGINIA'S SEED

#1	(3 times)	1986, 1991, 1992
#2	(3 times)	1988, 1990, 1993
#3	(4 times)	1987, 1994, 1995, 1996
#4	(4 times)	1989, 1997, 2000, 2008
#5	(3 times)	1984, 2009, 2010
#6	(3 times)	1985, 1998, 2005
#7	(never)	
#8	(twice)	2002, 2003
#9	(twice)	1999, 2001
#10-#16	(never)	

SEEDING

Year	Seed	Region
1984.....	#5	East
1985.....	#6	Mideast
1986.....	#1	East
1987.....	#3	Mideast
1988.....	#2	East
1989.....	#4	East
1990.....	#2	East
1991.....	#1	Midwest
1992.....	#1	East
1993.....	#2	East
1994.....	#3	Mideast
1995.....	#3	East
1996.....	#3	East
1997.....	#4	West
1998.....	#6	West
1999.....	#9	West
2000.....	#4	Mideast
2001.....	#9	Midwest
2002.....	#8	Mideast
2003.....	#8	Mideast
2005.....	#6	Minneapolis, Minn.
2008.....	#4	Greensboro, N.C.
2009.....	#5	Trenton, N.J.
2010.....	#5	Dayton, Ohio

VIRGINIA AT UNIVERSITY HALL

Number of Times Hosted:

First Round (6)
 1986, 1994, 1995, 1996, 1997, 2000
 *received a first round bye in 1987, 1988, 1989, 1990, 1991, 1992, 1993

Second Round (12)
 1987, 1988, 1989, 1990, 1991, 1992, 1993, 1994, 1995, 1996, 1997, 2000

Regionals (2)
 1992, 1996

VIRGINIA AT JPJA

John Paul Jones Arena was a host site for the first and second rounds of the 2011 NCAA Tournament. The Cavaliers did not receive a berth to that tournament.

VIRGINIA'S WNIT RECORD

1980:
First Round
 W.....67-62 vs. Wayland Baptist.. Amarillo, Texas

Second Round
 L.....61-68 vs. North Carolina.... Amarillo, Texas

Semifinal
 L.....53-67 vs. Drake..... Amarillo, Texas

2006:
First Round
 W....48-42 vs. St. Joseph's.....Charlottesville, Va.

Second Round
 W.....83-72 vs. Miami.....Charlottesville, Va.

Quarterfinal
 L.....68-58 at Pittsburgh..... Pittsburgh, Pa.

2007:
First Round Bye

Second Round
 W.....74-72 vs. Charlotte.....Charlottesville, Va.

Third Round
 W.....73-71 vs. South Florida..Charlottesville, Va.

Quarterfinal
 L.....78-84 at Wisconsin..... Madison, Wis.

2011:
First Round
 W.....69-56 vs. Morgan State...Charlottesville, Va.

Second Round
 W.....71-49 at Loyola (Md.)..... Baltimore, Md.

Third Round
 W.....53-48 vs. Boston CollegeCharlottesville, Va.

Quarterfinal
 L.....79-74 vs. Charlotte.....Charlottesville, Va.

2012:
First Round
 W.....59-56 (OT) vs. Howard..Charlottesville, Va.

Second Round
 W.....68-55 vs. Richmond.....Charlottesville, Va.

Third Round
 W.....74-58 vs. Appalachian State.Charlottesville, Va.

Quarterfinal
 L.....68-59 at James Madison Harrisonburg, Va.

Total: 13 games..... 11-6 record



NCAA TOURNAMENT



24 APPEARANCES & THREE FINAL FOUR APPEARANCES 33-24 (.579) IN NCAA TOURNAMENT GAMES

Year Seed/Region	Qualified	Round	Seed/Opponent	Result	Location
1984 #5 East	At-Large	1st	#4 North Carolina State	L, 86-73	Raleigh, N.C.
1985 #6 Mideast	At-Large	1st	#3 Tennessee	L, 65-55	Knoxville, Tenn.
1986 #1 East	At-Large	1st	#8 James Madison	L, 71-62	Charlottesville, Va.
1987 #3 Mideast	At-Large	2nd	#6 Memphis State	W, 76-75	Charlottesville, Va.
Reg. Semifinal			#2 Tennessee	L, 66-58	Knoxville, Tenn.
1988 #2 East	At-Large	2nd	#7 St. John's	W, 85-64	Charlottesville, Va.
Reg. Semifinal			#3 Rutgers	W, 89-75	Norfolk, Va.
Reg. Final			#1 Tennessee	L, 84-76	Norfolk, Va.
1989 #4 East	At-Large	2nd	#12 West Virginia	W, 81-68	Charlottesville, Va.
Reg. Semifinal			#1 Tennessee	L, 80-47	Bowling Green, Ky.
1990 #2 East	ACC Champ	2nd	#7 Penn State	W, 85-64	Charlottesville, Va.
Reg. Semifinal			#3 Providence	W, 77-71	Norfolk, Va.
Reg. Final			#1 Tennessee	W, 79-75 OT	Norfolk, Va.
Final Four			#1 (West) Stanford	L, 75-66	Knoxville, Tenn.
1991 #1 Midwest	At-Large	2nd	#8 Stephen F. Austin	W, 74-72	Charlottesville, Va.
Reg. Semifinal			#5 Oklahoma State	W, 76-61	Austin, Texas
Reg. Final			#10 Lamar	W, 85-70	Austin, Texas
Final Four			#3 (East) Connecticut	W, 61-55	New Orleans, La.
Nat'l Champ.			#1 (Mideast) Tennessee	L, 70-67 OT	New Orleans, La.
1992 #1 East	ACC Champ	2nd	#8 George Washington	W, 97-58	Charlottesville, Va.
Reg. Semifinal			#4 West Virginia	W, 103-83	Charlottesville, Va.
Reg. Final			#3 Vanderbilt	W, 70-58	Charlottesville, Va.
Final Four			#1 (West) Stanford	L, 66-65	Los Angeles, Calif.
1993 #2 East	ACC Champ	2nd	#7 Florida	W, 69-55	Charlottesville, Va.
Reg. Semifinal			#6 Georgetown	W, 77-57	Richmond, Va.
Reg. Final			#1 Ohio State	L, 75-73	Richmond, Va.
1994 #3 Mideast	At-Large	1st	#14 Loyola, Md.	W, 72-47	Charlottesville, Va.
2nd			#6 S.W. Missouri State	W, 67-63	Charlottesville, Va.
Reg. Semifinal			#2 Southern California	L, 85-66	Fayetteville, Ark.
1995 #3 East	At-Large	1st	#14 Dartmouth	W, 71-68	Charlottesville, Va.
2nd			#6 Florida	W, 72-67	Charlottesville, Va.
Reg. Semifinal			#2 Louisiana Tech	W, 63-62	Storrs, Conn.
Reg. Final			#1 Connecticut	L, 67-63	Storrs, Conn.
1996 #3 East	At-Large	1st	#14 Manhattan	W, 100-55	Charlottesville, Va.
2nd			#6 George Washington	W, 62-43	Charlottesville, Va.
Reg. Semifinal			#2 Old Dominion	W, 72-60	Charlottesville, Va.
Reg. Final			#1 Tennessee	L, 52-46	Charlottesville, Va.
1997 #4 West	At-Large	1st	#13 Troy State	W, 96-74	Charlottesville, Va.
2nd			#5 Utah	W, 65-46	Charlottesville, Va.
Reg. Semifinal			#1 Stanford	L, 91-69	Missoula, Mont.
1998 #6 West	At-Large	1st	#11 Southern Methodist	W, 77-68	Tucson, Ariz.
2nd			#3 Arizona	L, 94-77	Tucson, Ariz.
1999 #9 West	At-Large	1st	#8 Penn State	L, 82-69	Ruston, La.
2000 #4 Mideast	At-Large	1st	#13 Pepperdine	W, 74-62	Charlottesville, Va.
2nd			#5 Boston College	W, 74-70	Charlottesville, Va.
Reg. Semifinal			#1 Tennessee	L, 77-56	Memphis, Tenn.
2001 #9 Midwest	At-Large	1st	#8 Michigan	L, 81-71 OT	Notre Dame, Ind.
2002 #8 Mideast	At-Large	1st	#9 Iowa	L, 69-62	Storrs, Conn.
2003 #8 Mideast	At-Large	1st	#9 Illinois	W, 72-56	Knoxville, Tenn.
2nd			#1 Tennessee	L, 81-51	Knoxville, Tenn.
2005 #6 Minneapolis	At-Large	1st	#11 Old Dominion	W, 79-57	Minneapolis, Minn.
2nd			#3 Minnesota	L, 73-58	Minneapolis, Minn.
2008 #4 Greensboro	At-Large	1st	#13 UC Santa Barbara	W, 86-52	Norfolk, Va.
2nd			#5 Old Dominion	L, 88-85 OT	Norfolk, Va.
2009 #5 Trenton	At-Large	1st	#12 Marist	W, 68-61	Los Angeles, Calif.
2nd			#4 California	L, 99-73	Los Angeles, Calif.
2010 #5 Dayton	At-Large	1st	#12 Wisconsin-Green Bay	L, 67-69	Ames, Iowa

Bolded teams were national champions that year



VIRGINIA HAS PLAYED 40 DIFFERENT OPPONENTS IN 57 NCAA TOURNAMENT GAMES SINCE 1984. THE CAVALIERS HAVE AN OVERALL NCAA TOURNAMENT RECORD OF 33-24.

ARIZONA (0-1)

1998 94-77.....L.....A

BOSTON COLLEGE (1-0)

2000 74-70.....W.....H

CALIFORNIA (0-1)

2009 99-73.....L.....N

CONNECTICUT (1-1)

1991 61-55.....W.....N

1995 67-63.....L.....A

DARTMOUTH (1-0)

1995 71-68.....W.....H

FLORIDA (2-0)

1993 69-55.....W.....H

1995 72-67.....W.....H

GEORGETOWN (1-0)

1993 77-57.....W.....N

GEORGE WASHINGTON (2-0)

1992 97-58.....W.....H

1996 62-43.....W.....H

GREEN BAY (0-1)

2010 69-67.....L.....N

ILLINOIS (1-0)

2003 72-56.....W.....N

IOWA (0-1)

2002 69-62.....L.....N

JAMES MADISON (0-1)

1986 71-62.....L.....H

LAMAR (1-0)

1991 85-70.....W.....N

LOUISIANA TECH (1-0)

1995 63-62.....W.....N

LOYOLA, MD (1-0)

1994 72-47.....W.....H

MANHATTAN (1-0)

1996 100-55.....W.....H

MARIST (1-0)

2009 68-61.....W.....N

MEMPHIS STATE (1-0)

1987 76-75.....W.....H

MICHIGAN (0-1)

2001 81-71 ot.....L.....N

MINNESOTA (0-1)

2005 73-58.....L.....A

NC STATE (0-1)

1984 86-73.....L.....A

OHIO STATE (0-1)

1993 75-73.....L.....N

OKLAHOMA ST. (1-0)

1991 76-61.....W.....N

OLD DOMINION (2-1)

1996 72-60.....W.....H

2005 79-57.....W.....N

2008 88-85 ot.....L.....A

PENN STATE (1-1)

1990 85-64.....W.....H

1999 82-69.....L.....N

PEPPERDINE (1-0)

2000 74-62.....W.....H

PROVIDENCE (1-0)

1990 77-71.....W.....N

RUTGERS (1-0)

1988 89-75.....W.....N

ST. JOHN'S (1-0)

1988 85-64.....W.....H

S.W. MISSOURI (1-0)

1994 67-63.....W.....H

SO. CALIFORNIA (0-1)

1994 85-66.....L.....N

SO. METHODIST (1-0)

1998 77-68.....W.....N

S.F. AUSTIN (1-0)

1991 74-72.....W.....H

STANFORD (0-3)

1990 75-66.....L.....N

1992 66-65.....L.....N

1997 81-69.....L.....N

TENNESSEE (1-8)

1985 65-55.....L.....A

1987 66-58.....L.....A

1988 84-76.....L.....N

1989 80-47.....L.....N

1990 79-75 ot.....W.....N

1991 70-67 ot.....L.....N

1996 52-46.....L.....H

2000 77-56.....L.....N

2003 81-51.....L.....A

TROY STATE (1-0)

1997 96-74.....W.....H

UC SANTA BARBARA (1-0)

2008 86-52.....W.....N

UTAH (1-0)

1997 65-46.....W.....H

VANDERBILT (1-0)

1992 70-58.....W.....H

WEST VIRGINIA (2-0)

1989 81-68.....W.....H

1992 103-63.....W.....H

NCAA TOURNAMENT HONORS

FINAL FOUR

MOST OUTSTANDING PLAYER

1991 Dawn Staley

ALL-TOURNAMENT TEAM

1991 Tonya Cardoza

Dawn Staley

1992 Dawn Staley

EAST REGIONAL

MOST OUTSTANDING PLAYER

1990 Dawn Staley

1992 Dawn Staley

ALL-TOURNAMENT TEAM

1988 Daphne Hawkins

Donna Holt

1990 Tammi Reiss

Dawn Staley

1992 Heather Burge

Dawn Staley

1993 Heather Burge

Dena Evans

1995 Wendy Palmer

Tora Suber

1996 Tora Suber

DeMya Walker

MIDWEST REGIONAL

MOST OUTSTANDING PLAYER

1991 Dawn Staley

ALL-TOURNAMENT TEAM

1991 Tonya Cardoza

Tammi Reiss

Dawn Staley



1990 FINAL FOUR TEAM



Front row (l-r): Fran Scott, Dena Evans, Carmela Franklin, Tammi Reiss, Dawn Staley, Tina Toney. Back row (l-r): Head Coach Debbie Ryan, Assistant Coach Frank DiLeo, Felicia Santelli, Tekshia Ward, Melanee Wagener, Heidi Burge, Heather Burge, Audra Smith, Allison Moore, Assistant Coach Shawn Campbell, Assistant Coach Melissa Wiggins.

1990 NCAA FINAL FOUR

MARCH 30 & APRIL 1, 1990 AT KNOXVILLE, TENNESSEE



The Cavaliers' appearance in the 1990 NCAA Final Four was the first in the history of the Virginia women's basketball program and the second for an Atlantic Coast Conference team ... Virginia advanced to the NCAA Final Four with a 79-75 overtime victory over fourth-ranked Tennessee at the ODU Fieldhouse in Norfolk, Va. ... The Cavaliers' East regional championship denied Tennessee a chance to play in the Final Four on its home court ... Virginia lost to eventual national champion Stanford, 75-66, in the semifinals at the Thompson-Boling Arena ... Dawn Staley was named MVP of the NCAA East Regional and was selected to the East Regional All-Tournament team ... Tammi Reiss was named to the NCAA East Regional All-Tournament team ... the 29 wins marked a new school record.

No.	Player	Cl.	Pos.	Ht.	Hometown	PPG	RPG	FG-Pct.	FT-Pct.
30	Heidi Burge	1	C	6-4	Palo Verdes Est., Calif.	8.2	6.4	.420	.667
34	Heather Burge	1	C	6-4	Palo Verdes Est., Calif.	12.2	6.7	.474	.535
10	Dena Evans	1	G	5-5	Deer Park, Texas	9.3	2.2	.434	.867
3	Carmela Franklin	4	G	5-6	Jacksonville, Fla.	1.5	1.7	.500	.773
44	Allison Moore	1	F	6-1	College Park, Ga.	1.0	0.6	.231	.100
32	Tammi Reiss	2	G	5-6	Eldred, N.Y.	15.3	2.8	.474	.790
52	Felicia Santelli	2	F	6-0	Scarsdale, N.Y.	0.8	0.8	.667	.333
5	Fran Scott	4	G-F	5-8	Oak Hill, Ill.	2.9	1.8	.398	.727
54	Audra Smith	2	F-C	6-2	Milledgeville, Ga.	2.7	3.8	.441	.625
24	Dawn Staley	2	G	5-6	Philadelphia, Pa.	17.9	6.7	.452	.781
15	Tina Toney	2	G	5-8	Jacksonville, Fla.	1.4	0.9	.250	.800
21	Melanee Wagener	2	F-C	6-3	Sykesville, Md.	2.6	2.0	.444	.462
20	Tekshia Ward	3	F	6-1	College Park, Ga.	6.6	5.9	.588	.492

Head Coach: Debbie Ryan

Assistant Coaches: Frank DiLeo, Shawn Campbell, Melissa Wiggins

RESULTS (29-6, 11-3 ACC)

Nov. 24	vs. Southern Illinois	W	81-60
Nov. 25	vs. #22 Vanderbilt	W	76-74
Nov. 26	at Hawaii	L	78-88
Dec. 1	HOLY CROSS	W	72-71
Dec. 2	#9 UNLV	W	74-73
Dec. 6	#18 OLD DOMINION	W	86-70
Dec. 9	at James Madison	W	67-55
Dec. 19	AUGUSTA	W	76-38
Dec. 20	RICHMOND	W	76-62
Dec. 28	vs. #17 Auburn	W	61-59
Dec. 29	at Rutgers	W	(ot) 72-71
Jan. 3	at Virginia Tech	W	79-77
Jan. 6	at Penn State	L	77-90
Jan. 10	#14 MARYLAND	W	82-79
Jan. 11	MORGAN STATE	W	96-52
Jan. 14	at #12 N.C. State	W	70-66
Jan. 16	at Duke	L	74-84
Jan. 20	GEORGIA TECH	W	97-77
Jan. 22	at North Carolina	W	81-63
Jan. 27	WAKE FOREST	W	58-55
Jan. 31	CLEMSON	W	67-64
Feb. 3	at Georgia Tech	W	94-65
Feb. 7	at Wake Forest	W	62-61
Feb. 10	DUKE	W	86-62
Feb. 15	NORTH CAROLINA	W	95-46
Feb. 17	at Clemson	W	71-63
Feb. 21	at Maryland	L	60-63
Feb. 24	#9 N.C. STATE	L	64-77
Mar. 3	Georgia Tech*	W	73-65
Mar. 4	Clemson*	W	84-66
Mar. 5	#9 N.C. State*	W	(ot) 67-64
Mar. 17	PENN STATE \$	W	85-64
Mar. 22	#18 Providence \$	W	77-71
	(Norfolk, Va.)		
Mar. 24	#4 Tennessee \$	W	(ot) 79-75
	(Norfolk, Va.)		
Mar. 30	#2 Stanford \$	L	66-75
	(Knoxville, Tenn.)		


* ACC Tournament at Fayetteville, N.C.

\$ NCAA Tournament

Home 13-1, Away 8-4, Neutral 8-1



1991 FINAL FOUR TEAM



Front row (l-r): Felicia Santelli, Tonya Cardoza, Tammi Reiss, Tina Toney, Dena Evans, Danw Staley, Allison Moore. Back row (l-r): Head Coach Debbie Ryan, Assistant Coach Frank DiLeo, Katasha Artis, Melanee Wagener, Audra Smith, Heather Burge, Heidi Burge, Tekshia Ward, Wendy Toussaint, Assistant Coach Shawn Campbell, Assistant Coach Melissa Wiggins.

1991 NCAA FINAL FOUR MARCH 30-31, 1991 AT NEW ORLEANS, LOUISIANA



Virginia advanced to its first national championship appearance with a 61-55 victory over Connecticut in the semifinal game on March 30, 1991. Connecticut was coached by former UVa assistant coach Geno Auriemma. Tennessee defeated defending national champion Stanford, 68-60, in the other semifinal game to advance to the final the Lady Vols rallied to defeat Virginia in overtime, 70-67, in the national championship game Tennessee led 27-26 at halftime, but Dawn Staley led the Cavaliers in the second half the score was tied at 60 at the end of regulation the championship was the first NCAA Final Four overtime title game Staley scored a championship game record 28 points and added 11 rebounds. Staley was named Final Four Most Outstanding Player, marking the first time the award was given to a player from the losing team Tennessee's Dena Head also scored 28

points to share the scoring record. Staley and Cardoza were named to the NCAA Final Four All-Tournament team Virginia registered the first 30-win season in school history.

No.	Player	Cl.	Pos.	Ht.	Hometown	PPG	RPG	FG-Pct.	FT-Pct.
30	Heather Burge	2	C	6-5	Palos Verdes Est., Calif.	12.7	5.6	.517	.542
34	Heidi Burge	2	C	6-5	Palos Verdes Est., Calif.	8.9	5.4	.455	.682
23	Tonya Cardoza	4	F	5-10	Roxbury, Mass.	15.6	6.1	.544	.764
10	Dena Evans	2	G	5-5	Deer Park, Texas	5.0	1.3	.352	.717
44	Allison Moore	2	F	6-1	Virginia Beach, Va.	1.2	0.9	.293	.000
32	Tammi Reiss	3	G	5-6	Eldred, N.Y.	15.4	2.9	.508	.758
52	Felicia Santelli	3	F	6-0	Scarsdale, N.Y.	0.3	0.5	.286	.000
54	Audra Smith	3	F-C	6-2	Milledgeville, Ga.	3.7	3.1	.554	.443
24	Dawn Staley	3	G	5-6	Philadelphia, Pa.	14.6	6.1	.450	.824
15	Tina Toney	4	G	5-8	Jacksonville, Fla.	1.2	1.4	.278	.450
33	Wendy Toussaint	1	F	5-11	Irvington, N.J.	1.9	1.0	.440	.652
21	Melanee Wagener	3	F-C	6-2	Mt. Airy, Md.	5.6	4.4	.517	.632
20	Tekshia Ward	4	F	6-1	College Park, Ga.	5.2	2.9	.538	.569

Head Coach: Debbie Ryan
Assistant Coaches: Frank DiLeo, Shawn Campbell, Melissa Wiggins


RESULTS (31-3, 14-0 ACC)

Nov. 24	at St. Peter's	W	91-59
Nov. 28	VIRGINIA TECH	W	93-44
Dec. 1	at #12 Texas	W	80-74
Dec. 4	at Old Dominion	W	90-59
Dec. 7	LAFAYETTE	W	103-41
Dec. 8	Florida State	W	92-77
Dec. 19	ST. FRANCIS	W	102-45
Dec. 20	MORGAN STATE	W	96-37
Dec. 28	vs. Fla. International	W	78-46
Dec. 29	vs. Michigan State	W	91-74
Dec. 30	vs. Kansas	W	97-51
Jan. 3	#4 PENN STATE	L	71-73
Jan. 5	at Duke	W	95-56
Jan. 9	at #12 Clemson	W	81-75
Jan. 12	at #3 N.C. State (3ot)W	W	123-120
Jan. 16	MARYLAND	W	76-59
Jan. 19	at Georgia Tech	W	98-72
Jan. 24	at Wake Forest	W	87-70
Jan. 26	ST. JOHN'S	W	90-51
Jan. 29	at North Carolina	W	92-67
Feb. 2	GEORGIA TECH	W	98-94
Feb. 6	NORTH CAROLINA	W	97-60
Feb. 9	DUKE	W	86-61
Feb. 14	WAKE FOREST	W	98-66
Feb. 16	#23 CLEMSON	W	89-62
Feb. 20	at Maryland	W	111-74
Feb. 23	#7 N.C. STATE	W	95-78
Mar. 2	North Carolina *	W	90-69
Mar. 3	Clemson *	L	62-65
Mar. 17	#14 S. F. AUSTIN \$	W	74-72
Mar. 21	#25 Oklahoma State \$ (Austin, Texas)	W	76-61
Mar. 23	#24 Lamar \$ (Austin, Texas)	W	85-70
Mar. 30#13	Connecticut \$ (New Orleans, La.)	W	61-55
Mar. 31#4	Tennessee \$ (New Orleans, La.)	L	(ot) 67-70

* ACC Tournament at Fayetteville, N.C.
\$ NCAA Tournament
Home 14-1, Away 10-0, Neutral 7-2



1992 FINAL FOUR TEAM



Front row (l-r): Dena Evans, Wendy Toussaint, Allison Moore, Melanne Wagener, Dawn Staley, Tammi Reiss, Felicia Santelli, Audra Smith, Chris Lesoravage. Back row (l-r): Head Coach Debbie Ryan, Assistant Coach Frank DiLeo, Charleata Beale, Heather Burge, Heidi Burge, Amy Lofstedt, Assistant Coach Shawn Campbell, Assistant Coach Melissa Wiggins.

1992 NCAA FINAL FOUR APRIL 4-5, 1992 AT LOS ANGELES, CALIFORNIA



The Cavaliers advanced to the NCAA Final Four for the third consecutive season, after defeating Vanderbilt, 70-58, to win the first NCAA East Regional in Charlottesville ... Dawn Staley was named the Most Outstanding Player of the NCAA East Regional Tournament ... Heather Burge and Staley were named to NCAA East Regional All-Tournament team ... Virginia's opponent in the national semifinal game was Stanford ... the Cavaliers led 51-44 with under eight minutes left, but Stanford rallied to take a 66-65 lead ... Stanford missed the front end of a one-and-one, and the Cavaliers grabbed the rebound ... Staley drove but was cut off on the last possession, and Melanee Wagener emerged with control and called timeout ... Virginia's last effort with 0.8 seconds remaining fell short ... Stanford defeated Western Kentucky to win the national championship ... Staley was named to the NCAA Final Four All-Tournament Team ... Virginia finished the season with a school-record 32

wins ... the Cavaliers were ranked number one in the Associated Press poll and second in the USA Today poll at the end of the regular season.

No.	Player	Cl.	Pos.	Ht.	Hometown	PPG	RPG	FG-Pct.	FT-Pct.
42	Charleata Beale	1	F	6-0	Dale City, Va.	2.9	1.7	.312	.788
30	Heather Burge	3	C	6-5	Palos Verdes Est., Calif.	17.2	8.4	.554	.469
34	Heidi Burge	3	C	6-5	Palos Verdes Est., Calif.	10.0	6.0	.486	.687
10	Dena Evans	4	G	5-5	Deer Park, Texas	6.5	2.8	.429	.733
22	Chris Lesoravage	1	G	6-0	Doylestown, Pa.	2.5	1.4	.397	.294
40	Amy Lofstedt	1	F-C	6-1	Ankeny, Iowa	2.4	1.8	.413	.617
44	Allison Moore	3	F-G	6-1	Virginia Beach, Va.	0.6	0.5	.188	.750
32	Tammi Reiss	4	G	5-6	Eldred, N.Y.	16.4	4.2	.469	.815
52	Felicia Santelli	4	F	6-0	Scarsdale, N.Y.	0.8	0.7	.316	.750
54	Audra Smith	4	F-C	6-2	Milledgeville, Ga.	4.3	4.1	.605	.646
24	Dawn Staley	4	G	5-6	Philadelphia, Pa.	14.5	5.6	.484	.808
33	Wendy Toussaint	3	F	5-11	Irvington, N.J.	1.6	1.8	.571	.536
21	Melanie Wagener	4	F-C	6-2	Mt. Airy, Md.	5.1	5.0	.470	.679

Head Coach: Debbie Ryan

Assistant Coaches: Frank DiLeo, Shawn Campbell, Melissa Wiggins

RESULTS (32-2, 15-1 ACC)

Nov. 22	FAIRFIELD	W	110-64
Nov. 23	WEST VIRGINIA	W	92-63
Nov. 26	CANISIUS	W	92-36
Nov. 30	at Temple	W	81-52
Dec. 4	at Richmond	W	88-61
Dec. 7	#13 TEXAS	W	77-47
Dec. 19	VA. COMMON	W	101-55
Dec. 28	at UCLA	W	77-55
Dec. 29	vs. Southern Cal	W	71-52
Jan. 3	at Florida State	W	87-60
Jan. 5	at #17 Auburn	W	77-70
Jan. 8	at North Carolina	W	83-68
Jan. 11	#12 N.C. STATE	W	101-70
Jan. 15	#3 MARYLAND	L	65-67
Jan. 18	#17 CLEMSON	W	85-52
Jan. 22	at Wake Forest	W	78-44
Jan. 25	GEORGIA TECH	W	79-74
Jan. 27	FLORIDA STATE	W	81-43
Feb. 1	at Duke	W	81-54
Feb. 5	WAKE FOREST	W	78-55
Feb. 8	at Georgia Tech	W	86-62
Feb. 11	at #1 Maryland	W	75-74
Feb. 15	DUKE	W	93-48
Feb. 17	CONNECTICUT	W	64-43
Feb. 22	at #19 Clemson	W	85-81
Feb. 26	NORTH CAROLINA	W	65-52
Feb. 29	at N.C. State	W	76-74
Mar. 7	Duke *	W	81-55
Mar. 8	North Carolina *	W	74-55
Mar. 9	Georgia Tech *	W	70-69
Mar. 22	#16 GEO. WASH. \$	W	97-58
Mar. 26	#14 WEST VIRGINIA \$	W	103-83
Mar. 28	#13 VANDERBILT \$	W	70-58
Apr. 4	#3 Stanford \$	L	65-66

* ACC Tournament at Rock Hill, S.C.

\$ NCAA Tournament

Home 16-1, Away 12-0, Neutral 4-1



FINAL FOUR BOX SCORES



1990: NATIONAL SEMIFINAL

#2 SEED VIRGINIA	38	28	-	66
#1 SEED STANFORD	42	33	-	75

March 30, 1990 • Thompson-Boling Arena
Knoxville, Tenn.

Virginia (29-6)	fg	3fg	ft	rb	pf	pt	a	to	bl	st	min
05 Fran Scott*	1-6	0-3	0-0	4	3	2	1	3	0	2	27
20 Tekshia Ward*	3-5	0-0	0-0	3	5	6	1	0	0	1	17
34 Heidi Burge*	3-10	0-0	1-2	8	4	7	0	3	3	0	30
24 Dawn Staley*	7-13	1-3	3-4	8	3	18	4	4	0	1	36
32 Tammi Reiss*	2-13	0-4	7-7	4	0	11	2	6	1	3	40
30 Heather Burge	5-9	0-0	4-4	7	3	14	0	2	0	2	18
54 Audra Smith	1-1	0-0	1-3	3	1	3	0	0	1	0	16
10 Dena Evans	2-6	1-3	0-0	0	2	5	1	2	0	0	15
03 Carmela Franklin	0-0	0-0	0-0	0	0	0	0	0	0	0	2
Team				3					0		
TOTALS	24-63	2-13	16-20	40	21	66	9	20	5	9	200

Shooting Pct.	FG	Pct.	3FG	Pct.	FT	Pct.
1st Half	15-35	.429	1-5	.200	7-10	.700
2nd Half	9-28	.321	1-8	.125	9-10	.900
Game	24-63	.381	2-13	.154	16-20	.800

Stanford (31-1)	fg	3fg	ft	rb	pf	pt	a	to	bl	st	min
23 Katy Steding*	5-13	2-3	6-6	8	2	18	1	1	0	0	36
44 Julie Zeilstra*	3-6	0-0	2-2	4	1	8	1	1	0	2	24
30 Trisha Stevens*	8-17	0-0	0-0	6	4	16	0	5	1	0	30
10 Jennifer Azzi*	5-9	3-5	2-4	6	3	15	5	1	0	3	38
34 Sonja Henning*	4-10	0-0	4-4	7	3	12	5	7	0	3	40
52 Val Whiting	1-11	0-0	2-4	8	2	4	0	2	2	2	26
14 Stacy Parson	1-1	0-0	0-0	0	1	2	0	0	0	1	6
Team				4					0		
TOTALS	27-67	5-8	16-20	43	16	75	12	17	3	11	200

Shooting Pct.	FG	Pct.	3FG	Pct.	FT	Pct.
1st Half	15-37	.405	4-5	.800	8-8	1.000
2nd Half	12-30	.400	1-3	.333	8-12	.667
Game	27-67	.403	5-8	.625	16-20	.800

Attendance: 20,023
Officials: Patty Broderick, Sue Kennedy
Technical: none

NATIONAL SEMIFINALS:

#1 Stanford 75, #2 Virginia 66
#2 Auburn 81, #1 Louisiana Tech 69

NATIONAL CHAMPIONSHIP:

Stanford 88, Auburn 81

1991: NATIONAL SEMIFINAL

#3 SEED CONNECTICUT	24	31	-	55
#1 SEED VIRGINIA	34	27	-	61

March 30, 1991 • Lakefront Arena
New Orleans, La.

Connecticut (29-5)	fg	3fg	ft	rb	pf	pt	a	to	bl	st	min
05 Debbie Baer*	1-1	0-0	3-5	4	2	5	0	2	0	2	26
10 Laura Lishness*	2-8	0-0	2-3	4	0	6	6	4	1	0	34
21 Orly Grossman	2-3	0-1	0-0	0	2	4	3	1	0	0	18
22 Heidi Law	0-1	0-0	1-2	1	2	1	0	1	3	0	10
23 Shannon Saunders	0-0	0-0	0-0	1	1	0	0	0	0	1	5
24 Kerry Bascom*	6-14	0-0	2-2	14	3	14	1	1	0	0	33
31 Wendy Davis*	6-15	3-10	2-2	5	2	17	2	2	0	0	39
33 Meghan Pattysan*	3-10	0-0	2-2	5	3	8	2	2	0	1	35
Team				1					0		
TOTALS	20-52	3-11	12-16	35	15	55	14	13	4	4	200

Shooting Pct.	FG	Pct.	3FG	Pct.	FT	Pct.
1st Half	10-25	.400	2-5	.400	2-5	.400
2nd Half	10-27	.370	1-6	.167	10-11	.909
Game	20-52	.385	3-11	.273	12-16	.750

Virginia (31-2)	fg	3fg	ft	rb	pf	pt	a	to	bl	st	min
10 Dena Evans	0-1	0-0	0-0	1	2	0	2	0	0	0	18
20 Tekshia Ward	0-2	0-0	0-0	2	2	0	0	1	0	0	4
21 Melanee Wagener*	2-4	0-0	0-0	9	2	4	1	2	0	0	25
23 Tonya Cardoza*	6-14	0-1	4-6	6	2	16	1	2	0	3	38
24 Dawn Staley*	3-16	1-4	4-4	8	2	11	5	2	0	3	34
30 Heather Burge*	6-13	0-0	1-1	6	4	13	1	2	4	1	24
32 Tammi Reiss*	6-12	2-6	1-2	9	1	15	2	2	0	0	40
34 Heidi Burge	1-6	0-0	0-0	3	3	2	0	0	0	0	17
Team				2					0		
TOTALS	24-68	3-11	10-13	46	18	61	12	11	4	7	200

Shooting Pct.	FG	Pct.	3FG	Pct.	FT	Pct.
1st Half	15-34	.441	2-5	.400	2-2	1.000
2nd Half	9-34	.265	1-6	.167	8-11	.727
Game	24-68	.353	3-11	.273	10-13	.769

Attendance: 7,865
Officials: Mike Brooks, June Courteau
Technical: none

NATIONAL SEMIFINALS:

#1 Virginia 61, #3 Connecticut 55
#1 Tennessee 68, #2 Stanford 60

NATIONAL CHAMPIONSHIP:

Tennessee 70, Virginia 67 (OT)



FINAL FOUR BOX SCORES



1991: NATIONAL CHAMPIONSHIP

#1 SEED VIRGINIA	26	34	7	-	67
#1 SEED TENNESSEE	27	33	10	-	70

March 31, 1991 • Lakefront Arena
New Orleans, La.

Virginia (31-3)	fg	3fg	ft	rb	pf	pt	a	to	bl	st	min
10 Dena Evans	0-0	0-0	0-0	0	1	0	0	1	0	0	10
20 Tekshia Ward	0-0	0-0	1-2	1	0	1	0	0	0	0	7
21 Melanee Wagener, F	1-1	0-0	0-1	6	3	2	0	0	1	0	27
23 Tonya Cardoza, F	4-11	1-2	2-2	1	5	11	1	1	0	2	43
24 Dawn Staley, G	11-26	3-5	3-4	11	5	28	6	8	0	3	41
30 Heather Burge, C	5-11	0-0	0-3	11	4	10	0	3	1	1	31
32 Tammi Reiss, G	3-12	0-1	1-4	1	2	7	4	3	0	0	40
34 Heidi Burge	4-5	0-0	0-1	6	5	8	0	3	1	2	15
54 Audra Smith	0-0	0-0	0-2	5	2	0	0	1	0	1	11
Team				3					0		
TOTALS	28-66	4-8	7-19	45	27	67	11	20	3	9	225

Shooting Pct.	FG	Pct.	3FG	Pct.	FT	Pct.
1st Half	12-24	.500	1-1	1.000	1-6	.167
2nd Half/ot	16-42	.381	3-7	.429	6-13	.462
Game	28-66	.424	4-8	.500	7-19	.368

Tennessee (30-5)	fg	3fg	ft	rb	pf	pt	a	to	bl	st	min
03 Jody Adams, G	0-7	0-3	2-4	2	3	2	1	2	0	0	37
05 Regina Clark	0-1	0-0	0-0	0	0	0	0	1	0	0	3
11 Dena Head, G	9-17	0-0	10-14	9	3	28	3	8	0	3	41
20 Peggy Evans	3-5	0-0	1-3	2	5	7	0	3	1	0	20
21 Lisa Harrison, F	3-10	0-0	2-3	13	3	8	0	2	1	1	36
32 Daedra Charles, F	7-13	0-0	5-7	12	5	19	0	3	3	2	40
33 Nikki Caldwell	1-1	0-0	0-1	3	2	2	3	2	0	1	19
34 Kelli Casteel, C	1-7	0-0	2-3	5	2	4	1	2	0	0	29
Team				3					0		
TOTALS	24-61	0-3	22-35	49	23	70	8	23	5	7	225

Shooting Pct.	FG	Pct.	3FG	Pct.	FT	Pct.
1st Half	11-33	.333	0-1	.000	5-8	.625
2nd Half/ot	13-28	.464	0-2	.000	17-27	.630
Game	24-61	.393	0-3	.000	22-35	.629

Attendance: 7,865 (2-session total 15,796)
Officials: Patty Broderick, Lou Pitt
Technical: none

NATIONAL SEMIFINALS:

#1 Virginia 61, #3 Connecticut 55
#1 Tennessee 68, #2 Stanford 60

NATIONAL CHAMPIONSHIP:

Tennessee 70, Virginia 67 (OT)

1992: NATIONAL SEMIFINAL

#1 SEED STANFORD	27	39	-	66
#1 SEED VIRGINIA	29	36	-	65

April 4, 1992 • Pauley Pavilion
Los Angeles, Calif.

Stanford (29-3)	fg	3fg	ft	rb	pf	pt	a	to	bl	st	min
31 Chris MacMurdo, F	0-5	0-0	0-0	4	1	0	1	2	0	0	19
50 Rachel Hemmer, F	1-5	0-0	2-2	3	5	4	0	4	0	3	19
42 Val Whiting, C	9-20	0-0	10-12	12	4	28	2	2	0	2	38
15 Molly Goodenbour, G6-12	4-7	0-1	4-4	16	6	6	2	0	0	5	39
25 Christy Hedgpeth, G	3-5	0-1	1-2	2	3	7	0	1	0	0	38
12 Tanda Rucker	0-1	0-1	0-0	1	0	0	1	0	0	0	11
42 Kelly Dougherty	3-4	0-0	2-3	1	1	8	0	1	0	0	9
55 Anita Kaplan	0-2	0-0	0-0	0	2	0	0	1	0	0	11
33 Ann Adkins	0-0	0-0	0-0	1	0	0	0	1	0	0	3
03 Kate Paye	1-1	0-0	1-5	4	1	3	3	0	0	0	12
22 Angela Taylor	0-0	0-0	0-0	0	0	0	0	0	0	0	1
Team				3					2		
TOTALS	23-55	4-9	16-25	35	21	66	13	16	0	10	200

Shooting Pct.	FG	Pct.	3FG	Pct.	FT	Pct.
1st Half	-	.346	1-4	.250	8-10	.800
2nd Half	-	.483	3-5	.600	8-15	.533
Game	23-55	.418	4-9	.444	16-25	.640

Virginia (32-2)	fg	3fg	ft	rb	pf	pt	a	to	bl	st	min
34 Heidi Burge, F	2-4	0-0	1-2	5	5	5	1	0	0	0	11
30 Heather Burge, C	2-11	0-0	6-6	6	5	10	1	4	1	0	26
10 Dena Evans, G	3-10	0-2	0-0	4	5	6	2	4	0	0	33
24 Dawn Staley, G	7-18	0-4	5-7	9	4	19	4	5	0	2	36
32 Tammi Reiss, G	4-12	0-5	0-0	4	2	8	2	2	0	1	39
21 Melanee Wagener	3-5	0-0	0-0	10	3	6	2	0	0	1	17
54 Audra Smith	2-5	0-0	5-6	7	3	9	1	1	0	2	25
42 Charleata Beale	0-1	0-0	2-2	1	0	2	0	0	0	1	12
40 Amy Lofstedt	0-0	0-0	0-0	1	0	0	0	0	0	0	1
Team				3					0		
TOTALS	23-66	0-11	19-23	50	27	65	13	16	1	7	200

Shooting Pct.	FG	Pct.	3FG	Pct.	FT	Pct.
1st Half	-	.270	-	.000	9-10	.900
2nd Half	-	.448	-	.000	10-13	.769
Game	23-66	.348	0-11	.000	19-23	.826

Attendance: 12,421

Officials: Douglas Cloud, Bob Trammell
Technical: none

NATIONAL SEMIFINALS:


#1 Stanford 66, #1 Virginia 65
#4 Western Kentucky 83, #8 Missouri State 72

NATIONAL CHAMPIONSHIP:


Stanford 78, Western Kentucky 62




ACADEMIC ALL-AMERICANS




25 VAL ACKERMAN
 1978-81 • Forward • 5-10
 Pennington, N.J.
 Hopewell HS
 1980, 1981 • Political Social Thought



23 JENNY BOUCEK
 1993-96 • Guard • 5-8
 Nashville, Tenn.
 University HS
 1995, 1996 • Sports Medicine




30 HEATHER BURGE
 1990-93 • Center • 6-5
 Palos Verdes Estates, Calif.
 Palos Verdes HS
 1992, 1993 • Spanish & Drama



10 DENA EVANS
 1990-93 • Guard • 5-5
 Deer Park, Texas
 Deer Park HS
 1993 • Economics



25 CATHY GRIMES
 1982-85 • Forward • 5-10
 Alexandria, Va.
 Williams HS
 1983, 1985 • English & Spanish



32 TAMMI REISS
 1989-92 • Guard • 5-6
 Glen Spey, N.Y.
 Eldred Central HS
 1992 • Sports Management

ACADEMIC ALL-AMERICAN

- 1980 Valerie Ackerman (2nd)
- 1981 Valerie Ackerman (1st)
- 1983 Cathy Grimes (2nd)
- 1985 Cathy Grimes (1st)
- 1992 Heather Burge (2nd)
- Tammi Reiss (3rd)
- 1993 Dena Evans (1st)
- Heather Burge (2nd)
- 1995 Jenny Boucek (3rd)
- 1996 Jenny Boucek (2nd)

ACADEMIC ALL-DISTRICT III

- 1992 Heather Burge
- Dena Evans
- Tammi Reiss
- 1993 Heather Burge
- Dena Evans
- 1995 Jenny Boucek
- 1996 Jenny Boucek

ACADEMIC ALL-AMERICA HALL OF FAME

- 1999 Val Ackerman

ALL-TIME ACADEMIC ALL-AMERICAN

- 1997 Tammi Reiss

NCAA POSTGRADUATE SCHOLARSHIP

- 1985 Cathy Grimes

ACC POSTGRADUATE SCHOLARSHIP

- 1985 Cathy Grimes
- 2013 Simone Egwu



VAL ACKERMAN



In June of 1999, Val Ackerman was inducted into the GTE Academic All-America Hall of Fame. Ackerman is a 1981 graduate of the University of Virginia where she was a four-year starter for the women's basketball team and a two-time Academic All-American selection. She graduated with high distinction and received the Jettie Hill Award for the highest grade-point average among UVa women athletes. Ackerman played basketball professionally for one year in France before attending law school at UCLA where she earned her degree in 1985. Following two years of work at the New York City law firm of Simpson Thacher & Bartlett, Ackerman was hired by the National Basketball Association (NBA) as a staff attorney in 1988. From 1990-92, she served as special assistant to NBA Commissioner David Stern before being named vice president of business affairs in 1994.

In August 1996, Ackerman was appointed president of the Women's National Basketball Association (WNBA). A member of the Board of Directors of USA Basketball, she was a driving force behind the creation of the 1995-96 USA Basketball Women's National Team that compiled a 60-0 record during a year-long tour against college and international opponents, and won the gold medal at the 1996 Summer Olympics in Atlanta. In March 2005, Ackerman became president of USA Basketball. She also serves on the board of the Naismith Memorial Basketball Hall of Fame.

Ackerman received the University of Virginia Distinguished Alumna Award in October of 1997. The UVa Women's Center established the annual award to honor a female UVa graduate who has demonstrated excellence, leadership, and extraordinary commitment to her field, and who used her talents as a positive force for change.





#11 DONNA HOLT

GUARD • 5-5
Chicago, Ill. • 1985-88

HONORS

- Kodak All-American, 1987, 1988
- ACC Player of the Year, 1988
- All-ACC, 1986, 1987, 1988
- ACC All-Tournament Team, 1987, 1988
- ACC All-Tournament Team MVP, 1987
- ACC Player of the Week (twice)
- ACC Silver Anniversary Team
- VaSID All-State, 1988
- Second women's basketball player in school history to have her jersey retired

CAREER RECORDS

- No. 1 in steals (529)
- No. 3 in assists (561)
- No. 5 in free throws made (347)
- No. 9 in scoring (1634 points)

SEASON RECORDS

- No. 1 in FT percentage (.848), 1987
- No. 1 in steals (164), 1987
- No. 1 in steals as a sophomore (133), 1986
- No. 1 in steals as a junior (164), 1987
- No. 1 in steals as a senior (131), 1988
- No. 1 in 3-point FG percentage (.383), 1988
- No. 2 in steals (133), 1986
- No. 4 in steals (131), 1988
- No. 5 in assists (176), 1987
- No. 8 in assists (155), 1988
- No. 10 in steals (101), 1985

GAME RECORDS

- Tied for No. 1 in steals (10), 1-28-86

#32 WENDY PALMER

FORWARD • 6-2
Timberlake, N.C. • 1993-96

HONORS

- Kodak All-American, 1995, 1996
- Associated Press All-American, 1995, 1996
- USBWA All-American, 1995, 1996
- ACC Player of the Year, 1995, 1996
- All-ACC, 1994, 1995, 1996
- ACC All-Freshman Team, 1993
- ACC All-Tournament Team, 1994, 1995, 1996
- ACC Player of the Week (six times)
- ACC Rookie of the Week (three times)
- ACC Legend Inductee, 2005
- State Player of the Year, 1995, 1996
- VaSID All-State, 1994, 1995, 1996
- Richmond Times-Dispatch All-State, 1995, 1996
- Richmond Times-Dispatch Player of the Year, 1995

CAREER RECORDS

- No. 1 in rebounds (1,221)
- No. 3 in field goals (780)
- No. 2 in FG percentage (.552)
- No. 4 in points (1,918)
- No. 6 in scoring average (15.2)
- No. 6 in field goal attempts (1,412)
- No. 9 in free throws (327)
- No. 9 in steals (219)

SEASON RECORDS

- No. 1 in scoring (540), 1994
- No. 1 in scoring (546), 1995
- No. 1 in FG% as a freshman (.614), 1993
- No. 1 in FG% as a junior (.566), 1995
- No. 1 in rebounds as a junior (327), 1995
- No. 1 in rebounds as a senior (358), 1996
- No. 2 in FG percentage (.614), 1993
- No. 2 in rebounds (358), 1996
- No. 3 in rebounds (327), 1995
- No. 5 in field goals (227), 1995
- No. 5 in rebounds (323), 1994
- No. 9 in points (546), 1995
- No. 9 in scoring average (17.6)
- No. 10 in points (540), 1994

GAME RECORDS

- No. 1 in field goal percentage (100.0, 9-9 vs. Cleveland St., 1-29-95)
- No. 2 in points (39), 1-25-95

#32 TAMMI REISS

GUARD • 5-6
Eldred, N.Y. • 1989-92

HONORS

- All-Time Academic All-American, 1997
- Academic All-American, 1992
- Academic All-ACC, 1990, 1991, 1992
- Kodak All-American, 1991
- USBWA All-American, 1992
- All-ACC, 1989, 1990, 1991, 1992
- ACC All-Tournament Team, 1990, 1992
- ACC Player of the Week (three times)
- Richmond Times-Dispatch All-State, 1990, 1991

CAREER RECORDS

- No. 1 in 3-point FG percentage (.416)
- No. 2 in free throws (437)
- No. 4 in points (1,842)
- No. 4 in three-pointers (139)
- No. 6 in scoring average (14.5)
- No. 7 in field goals (633)
- No. 7 in field goal percentage (.481)
- No. 8 in field goals attempted (1315)
- No. 9 in assists (380)

SEASON RECORDS

- No. 1 in field goal percentage (.474), 1990
- No. 1 in 3-point FG percentage (.397), 1991
- No. 1 in free throws by a senior (145), 1992
- No. 1 in free throw percentage (.790), 1990
- No. 1 in free throw percentage (.815), 1992
- No. 2 in free throws (145), 1992
- No. 6 in free throws (128), 1990
- No. 8 in points (556), 1992

GAME RECORDS

- No. 1 in free throw percentage (1.000, 12-12 vs. Wake Forest, 1-24-91)



#24 DAWN STALEY

GUARD • 5-6
Philadelphia, Pa. • 1989-92

HONORS

- Honda-Broderick Cup Award, 1991
- Champion USA Player of the Year, 1991, 1992
- WBCA Player of the Year, 1991, 1992
- Naismith Player of the Year, 1991, 1992
- USBWA Player of the Year, 1991, 1992
- Sports Illustrated Player of the Year, 1991
- Honda Basketball Sports Award, 1991
- Outstanding Phila. Amateur Athlete, 1991
- USBWA All-American, 1991, 1992
- Kodak All-American, 1990, 1991, 1992
- ACC Female Athlete of the Year, 1991, 1992
- ACC Player of the Year, 1991, 1992
- All-ACC, 1989, 1990, 1991, 1992
- MVP of the ACC Tournament, 1992
- ACC All-Tournament Team, 90, 91, 92
- VaSID Player of the Year, 1990, 91, 92
- VaSID All-State, 19990, 1991, 1992
- MVP of the NCAA Final Four, 1991
- Final Four All-Tournament Team, 91, 92
- MVP of NCAA Regional, 90, 91, 92
- NCAA Regional All-Tourn. Team, 90, 91, 92

CAREER RECORDS

- No. 1 in points (2135)
- No. 1 in scoring average (16.3)
- No. 1 in field goal attempts (1637)
- No. 1 in free throws (505)
- No. 1 in assists (729)
- No. 2 in steals (454)
- No. 3 in field goals (753)

SEASON RECORDS

- No. 1 in scoring (18.5), 1989
- No. 1 in scoring (17.9), 1990
- No. 1 in 3-point percentage (.346), 1990
- No. 1 in free throws (147), 1989
- No. 1 in assists (235), 1991
- No. 1 in assists by a junior (235), 1991
- No. 1 in assists by a senior (209), 1992
- No. 1 in FG by a freshman (431), 1989
- No. 1 in FT by a freshman (147), 1989
- No. 1 in FT by a sophomore (132), 1990

GAME RECORDS

- No. 1 in points in an NCAA Tournament game (32 vs. Penn State, 3-18-90)
- No. 1 in steals (10 vs. Temple, 11-20-91)
- No. 3 in points (37 at Wake Forest, 2-8-89)

#22 MONICA WRIGHT

GUARD • 5-11
Woodbridge, Va. • 2007-10

HONORS

- First Team Associated Press All-American, 2010
- First Team WBCA State Farm Coaches All-American, 2010
- First Team USBWA All-American, 2010
- WBCA National Defensive Player of the Year, 2010
- ACC Player of the Year, 2010
- ACC Defensive Player of the Year, 2010
- VaSID Player of the Year, 2010
- Richmond Times-Dispatch State Player of the Year, 2010
- All-ACC, 2008-10
- ACC All-Tournament Team, 2008, 2010
- ACC Player of the Week (eight times)
- ACC Rookie of the Year, 2007

CAREER RECORDS

- No. 1 in scoring (2540)
- No. 1 in scoring average (19.1)
- No. 1 in field goals made (962)
- No. 1 in field goal attempts (2207)
- No. 1 in games with at least 25 points (28)

SEASON RECORDS

- No. 1 in scoring (734 points, 2010)
- No. 1 in scoring average (23.7, 2010)
- No. 1 in field goals made (271, 2009)
- No. 1 in field goal attempts (646, 2009)
- No. 1 in free throws made (163, 2010)

GAME RECORDS

- Tied for No. 1 in steals (10), 12-29-09

RETIRED NUMBERS

#11
DONNA HOLT

#22
MONICA WRIGHT

#24
DAWN STALEY

#25
CATHY GRIMES

#31
WENDY PALMER

RETIRED JERSEYS

MONICA WRIGHT



NAISMITH PLAYER OF THE YEAR

Presented by the Atlanta Tipoff Club

- 1991 Dawn Staley
- 1992 Dawn Staley

FRANCIS POMEROY NAISMITH PLAYER OF THE YEAR

Outstanding Player under 5-6

- 1993 Dena Evans

NAISMITH NATIONAL COACH OF THE YEAR

Presented by the Atlanta Tipoff Club

- 1991 Debbie Ryan

USBWA PLAYER OF THE YEAR

- 1991 Dawn Staley
- 1992 Dawn Staley

CHAMPION USA PLAYER OF THE YEAR

- 1991 Dawn Staley
- 1992 Dawn Staley

WBCA PLAYER OF THE YEAR

- 1991 Dawn Staley
- 1992 Dawn Staley

WBCA DEFENSIVE PLAYER OF THE YEAR

- 2010 Monica Wright

SPORTS ILLUSTRATED PLAYER OF THE YEAR

- 1991 Dawn Staley

HONDA BRODERICK AWARD COLLEGIATE WOMAN ATHLETE OF THE YEAR

- 1991 Dawn Staley

HONDA SPORTS AWARD BASKETBALL

- 1991 Dawn Staley

GBALLMAG.COM NATIONAL FRESHMAN OF YEAR

- 2002 Brandi Teamer

ASSOCIATED PRESS

ALL-AMERICA

- 1995 Wendy Palmer (2nd)
- 1996 Wendy Palmer (2nd)
- 1997 Tora Suber (HM)
- 1999 DeMya Walker (HM)
- 2008 Monica Wright (HM)
- 2009 Monica Wright (HM)
- 2010 Monica Wright (1st)

USBWA ALL-AMERICAN

- 1991 Dawn Staley
- 1992 Dawn Staley
Tammi Reiss (2nd)
- 1995 Wendy Palmer
- 1996 Wendy Palmer
- 2010 Monica Wright

STATE FARM/WBCA ALL-AMERICA

- 1987 Donna Holt
- 1988 Donna Holt
- 1990 Dawn Staley
- 1991 Dawn Staley
- 1992 Tammi Reiss
Dawn Staley
- 1995 Wendy Palmer
- 1996 Wendy Palmer
- 2010 Monica Wright

KODAK DISTRICT ALL-AMERICA

- 1984 Cathy Grimes
- 1986 Donna Holt
Nancy Mayer
- 1990 Dawn Staley
- 1991 Tonya Cardoza
Tammi Reiss
Dawn Staley
- 1992 Tammi Reiss
Dawn Staley
- 1993 Heather Burge
- 1994 Wendy Palmer
- 1995 Wendy Palmer
- 1996 Wendy Palmer
- 1998 DeMya Walker
- 1999 DeMya Walker
- 2000 Schuye LaRue
Svetlana Volnaya
- 2001 Schuye LaRue
- 2008 Monica Wright
- 2009 Monica Wright
- 2010 Monica Wright

CONVERSE DISTRICT III COACH OF THE YEAR

- 1986 Debbie Ryan
- 1987 Debbie Ryan



RICHMOND TIMES-DISPATCH ALL-STATE SELECTIONS

- 1995 Wendy Palmer
- 1996 Wendy Palmer
- 1997 Tora Suber
- 1998 DeMya Walker
- 1999 DeMya Walker
Erin Stovall
- 2000 Renee Robinson
Schuye LaRue
- 2001 Schuye LaRue
- 2002 Brandi Teamer
Telisha Quarles (HM)
- 2003 Brandi Teamer
Cherrise Graham (HM)
- 2005 LaTonya Blue
Brandi Teamer (HM)
- 2007 Lyndra Littles
Monica Wright
- 2008 Monica Wright
- 2009 Monica Wright (1st Team & P.O.Y)
- 2010 Monica Wright

VA SID ALL-STATE

- 1979 Valerie Ackerman (2nd)
Jackie LaBerge (2nd)
- 1980 Melissa Mahony (2nd)
Chrissy Reese (2nd)
- 1981 Melissa Mahony
Linda Mitchell (2nd)
Valerie Ackerman (2nd)
- 1988 Donna Holt
Daphne Hawkins
Tonya Cardoza (2nd)
- 1989 Tonya Cardoza
Dawn Staley (2nd)
Dawn Bryant (HM)
- 1990 Heather Burge (2nd)
Tammi Reiss
Dawn Staley
- 1991 Heather Burge
Tonya Cardoza
Tammi Reiss (2nd)
Dawn Staley
- 1992 Heather Burge (2nd)
Dawn Staley
- 1994 Wendy Palmer
- 1995 Wendy Palmer
- 1996 Jenny Boucek
Wendy Palmer
Tora Suber
- 1997 Tora Suber
- 1998 DeMya Walker
Erin Stovall (2nd)
- 2001 Schuye LaRue
- 2002 Telisha Quarles
Brandi Teamer
- 2003 Brandi Teamer (2nd)
Cherrise Graham (2nd)
- 2005 LaTonya Blue
Brandi Teamer (2nd)

- 2006 Sharneé Zoll
- 2007 Lyndra Littles
Monica Wright (2nd)
- 2008 Monica Wright
Lyndra Littles (2nd)
Aisha Mohammed (HM)
Sharneé Zoll (HM)
- 2009 Monica Wright
Lyndra Littles
Aisha Mohammed (2nd)
- 2010 Monica Wright
- 2011 Ataira Franklin (HM)
Ariana Moorer (HM)
- 2012 Ariana Moorer

STATE PLAYER OF THE YEAR

- 1988 Daphne Hawkins
- 1991 Dawn Staley
- 1992 Dawn Staley
- 1995 Wendy Palmer
- 1996 Wendy Palmer
- 2001 Schuye LaRue
- 2002 Brandi Teamer
- 2009 Monica Wright
- 2010 Monica Wright

STATE ROOKIE OF THE YEAR

- 2002 Brandi Teamer
- 2007 Monica Wright
- 2011 Ataira Franklin

STATE COACH OF THE YEAR

- 1981 Debbie Ryan
- 1992 Debbie Ryan
- 1995 Debbie Ryan



CAVALIER OF THE YEAR

- 2001 Schuye LaRue
- 2002 Telisha Quarles
- 2003 LaTonya Blue
- 2004 LaTonya Blue
- 2005 Jocelyn Logan-Friend
- 2006 Tiffany Sardin
- 2007 Lyndra Littles
- 2008 Sharneé Zoll
Monica Wright
- 2009 Lyndra Littles
Aisha Mohammed
Monica Wright
- 2010 Monica Wright
- 2011 Ataira Franklin
- 2012 Ariana Moorer
Chelsea Shine
- 2013 Ataira Franklin

BEST OFFENSIVE PLAYER

- 2001 Schuye LaRue
- 2002 Telisha Quarles
- 2003 Cherrise Graham
- 2004 LaTonya Blue
- 2005 LaTonya Blue
Brandi Teamer
- 2006 Tiffany Sardin
- 2007 Lyndra Littles
- 2008 Lyndra Littles
Monica Wright
- 2009 Lyndra Littles
Monica Wright
- 2010 Monica Wright
- 2011 -
- 2012 Ariana Moorer

BEST DEFENSIVE PLAYER

- 2001 Svetlana Volnaya
- 2002 Anna Crosswhite
- 2003 LaTonya Blue
- 2004 LaTonya Blue
- 2005 LaTonya Blue
Jocelyn Logan-Friend
- 2006 Sharneé Zoll
- 2007 Brenna McGuire
- 2008 Monica Wright
- 2009 Monica Wright
- 2010 Monica Wright
- 2011 -
- 2012 Lexie Gerson

BEST REBOUNDER

- 2012 Chelsea Shine

ROOKIE OF THE YEAR

- 2001 Anna Prillaman
- 2002 Brandi Teamer
- 2003 -
- 2004 Siedah Williams
- 2005 Sharneé Zoll
- 2006 Lyndra Littles
- 2007 Monica Wright
- 2008 Aisha Mohammed
- 2009 Chelsea Shine
- 2010 Simone Egwu
Telicia McCall

MOST IMPROVED PLAYER

- 2001 Marcie Dickson
- 2002 Lynette O'Reggio
Liz Sahin
- 2003 Safiya Grant-Fairley
- 2004 Jocelyn Logan-Friend
- 2005 Takisha Granberry
Brenna McGuire
- 2006 Denesha Kenion
- 2007 Abby Robertson
Britnee Millner
- 2008 Paulisha Kellum
- 2009 Kelly Hartig
Kristen London
- 2010 Simone Egwu
Telicia McCall
- 2011 -
- 2012 Telicia McCall

LEADERSHIP AWARD

- 2001 Dean'na Mitchelson
Katie Tracy
- 2002 Kathy Allen
Anna Crosswhite
- 2005 Kate Kreager
Jocelyn Logan-Friend
- 2006 Tiffany Sardin
Sharneé Zoll
- 2007 Tara McKnight
Sharneé Zoll
- 2008 Sharneé Zoll
Tara McKnight
Monica Wright
- 2009 Monica Wright
- 2010 Monica Wright

UNSUNG HERO

- 2001 Anna Crosswhite
- 2002 Karen Jaeger
- 2003 Anna Crosswhite
- 2004 Anna Prillaman
- 2005 Tiffany Sardin
Siedah Williams
- 2006 Tara McKnight
Siedah Williams
- 2007 Siedah Williams
Paulisha Kellum
- 2008 Enongé Stovall
- 2009 Kristen London
- 2010 Jayna Hartig

PRESEASON CONDITIONING

- 2001 Svetlana Volnaya
- 2002 Telisha Quarles
- 2003 Liz Sahin
Jocelyn Logan-Friend
- 2004 Alisa Wulff
- 2005 Sharneé Zoll
- 2006 Brenna McGuire
- 2007 Jayna Hartig
- 2008 Lyndra Littles
- 2009 Chelsea Shine
- 2010 China Crosby

MVP IN PRACTICE

- 2002 Karen Jaeger
- 2004 Brenna McGuire
- 2005 Sharneé Zoll
- 2006 Tara McKnight
- 2007 Jayna Hartig
Monica Wright
- 2008 Monica Wright
- 2009 Monica Wright
- 2010 Monica Wright
- 2011 -
- 2012 Ataira Franklin

ACADEMIC AWARD

- 2012 Simone Egwu



COACHES' AWARD

For outstanding contributions to the team

- 2001 John Truslow (equipment)
Penny Rue
Bill Harmon
Jed Williams (radio)
- 2002 Kevin Nichols (administrative asst.)
Carol Callahan
Myron Ripley (radio)
Paul (bus driver)
- 2003 Howard Goodman (ITC)
Kristy Drobney (academic affairs)
Dr. Frank McCue
Phyllis Bowman
- 2004 David Bell (equipment)
Todd Goodale (video services)
Victoria Goodloe (strength coach)
Katie McFadden (marketing)
Trenton Good (Marriott)
- 2005 Cady Condyles (video)
Veronica Molina (Residence Inn)
Ed Nordenschild (strength coach)
Katie Purcell (head manager)
Chris Walters (team manager)
Tangy Williams (Director of Operations)
- 2006 Suzy Blakely (housekeeping)
Kim Bowles (housekeeping)
Elizabeth Brinkmann (marketing)
Michelle Ely (office manager)
Carol Gutman (Dean)
Matt Marlow (head manager)
Naomi Perkins (business operations)
Lisa Welch (asst. ticket manager)
Barbara Yowell (business operations)
- 2007 Angela Crock (academic affairs)
Reggie Garrett (marketing)
Betty Goodman
Sharlene Sajonas
Brian Sellers (equipment)
Andrew Sensi (head manager)
Kelly McCabe Sisk (academic affairs)
- 2008 Dr. John McKnight
Dr. Eric Carson
Matt Marlow (Video Coordinator)
Karie Russell (Administrative Assistant)
Matt Althoff (Equipment)
Mike Moraghan (Video Services)
Larry Johnson (WINA Radio)
Jay James (WINA Radio)
- 2009 Chris Easton
Natalie Fitzgerald (Academic Affairs)
Kyle Gravitt (Manager)
Johanna Kessler-Sandridge
Brenda Lambert
Paul Murata
Byron Smith
- 2010 Maurice Apprey
John T. Casteen III
Angel Cavenaugh
Lindsay Clark
Bethany Dannelly
Meryl Kahn
Matt Marlow
Marty Northcroft
Jackie Saunders
Stacy Fowler
Wanda Grooms

BOB WILLIAMS AWARD

In honor of one of the most enthusiastic and supportive fans that Virginia Athletics and, in particular women's basketball, has ever know- Bob Williams- for achievement in academics and athletics.

- 2001 Elena Kravchenko
- 2002 Anna Crosswhite
- 2003 Liz Sahin
- 2004 Kate Kreager
- 2005 Jocelyn Logan-Friend
- 2006 Brenna McGuire
- 2007 Tara McKnight
- 2008 Paulisha Kellum
- 2009 Jayna Hartig
- 2010 Simone Egwu

ALUMNI SCHOLARSHIP

Presented to a member of the women's basketball team who best exemplifies the spirit and dedication that makes Virginia women's basketball successful.

- 2002 Anna Crosswhite
- 2003 Safiya Grant-Fairley
- 2004 Tiffany Sardin
- 2005 Sharneé Zoll
- 2006 Sharneé Zoll
- 2007 Tara McKnight
- 2008 Lyndra Littles
- 2009 Monica Wright
- 2010 Jayna Hartig
- 2011 Chelsea Shine
- 2012 Ataira Franklin
- 2013 Ataira Franklin

THOMAS J. RYAN SCHOLARSHIP ALUMNI SCHOLARSHIP

Presented to a hard-working player committed to success; a team player who shuns the spotlight in favor of her teammates; a player who believes in family values and shares those values with her team.

- 2002 Safiya Grant-Fairley
- 2003 Anna Crosswhite
- 2004 Kate Kreager
- 2005 Tiffany Sardin
- 2006 Siedah Williams
- 2007 Paulisha Kellum
- 2008 Aisha Mohammed
- 2009 Kelly Hartig
- 2010 Chelsea Shine
- 2011 Ataira Franklin
- 2012 Lexie Gerson
- 2013 Lexie Gerson

CHRISTINE J. TORETTI WOMEN'S BASKETBALL SCHOLARSHIP

Awarded to a student-athlete participating on the women's basketball team who has maintained high academic achievement

- 2011 Simone Egwu
- 2012 Simone Egwu
- 2013 Kelsey Wolfe



SCORING RECORDS



YEAR-BY-YEAR SCORING LEADERS

Year	Player	Class	Pos.	G	FG	3-FG	FT	Pts.	Avg
1974	Chris Dawson	Jr.	C	15	69	-	14	152	10.1
1975	Chris Dawson	Sr.	C	22	124	-	31	279	12.7
1976	Kathy Williams	Jr.	G	20	82	-	41	205	10.2
1977	Kathy Williams	Sr.	G	21	107	-	46	260	12.4
1978	Paula Shorten	So.	F/C	25	80	-	88	256	10.2
1979	Valerie Ackerman	So.	F	28	180	-	91	451	16.1
1980	Melissa Mahony	So.	G	32	203	-	85	491	15.3
1981	Melissa Mahony	Jr.	G	32	174	-	76	424	13.2
1982	Cathy Grimes	Fr.	F	28	156	-	73	385	13.8
1983	Cathy Grimes	So.	F	28	200	-	79	479	17.1
1984	Cathy Grimes	Jr.	F	29	216	-	108	540	18.6
1985	Nancy Mayer	So.	G/F	29	157	-	38	352	12.1
1986	Daphne Hawkins	So.	G	29	163	-	82	408	17.0
1987	Daphne Hawkins	Jr.	G	29	168	-	60	396	13.7
1988	Daphne Hawkins	Sr.	G	32	247	12	86	592	18.5
1989	Dawn Staley	Fr.	G	31	197	33	147	574	18.5
1990	Dawn Staley	So.	G	32	203	36	132	574	17.9
1991	Tonya Cardoza	Sr.	G/F	34	197	23	110	527	15.5
1992	Heather Burge	Jr.	C	34	255	0	75	585	17.2
1993	Heather Burge	Sr.	C	32	258	0	96	612	19.1
1994	Wendy Palmer	So.	F	32	221	1	97	540	16.9
1995	Wendy Palmer	Jr.	F	31	227	15	77	546	17.6
1996	Tora Suber	Jr.	G	33	193	61	135	582	17.6
1997	Tora Suber	Sr.	G	30	149	59	89	446	14.9
1998	DeMya Walker	Jr.	F	29	190	1	91	472	16.3
1999	DeMya Walker	Sr.	F	29	168	4	95	435	15.0
2000	Schuye LaRue	Fr.	F	34	198	11	83	490	14.4
2001	Schuye LaRue	So.	F/C	32	242	13	83	580	18.1
2002	Telisha Quarles	Sr.	G	30	166	51	89	472	15.7
2003	Cherrise Graham	So.	G	29	133	32	132	430	14.8
2004	Brandi Teamer	Jr.	F	24	105	4	61	275	11.5
2005	Brandi Teamer	Sr.	F	32	156	3	92	407	12.7
2006	Siedah Williams	Jr.	C	32	149	1	78	377	11.8
2007	Lyndra Littles	So.	F	34	218	0	153	589	17.3
2008	Monica Wright	So.	G	34	228	41	101	598	17.6
2009	Monica Wright	Jr.	G	34	271	37	117	696	20.5
2010	Monica Wright	Sr.	G	31	270	31	163	734	23.7
2011	Ariana Moorero	Jr.	G	33	107	9	97	320	9.7
2012	Ariana Moorero	Sr.	G	36	170	20	158	518	14.4
2013	Ataira Franklin	Jr.	G	29	151	43	69	414	14.3

CAREER DOUBLE-DOUBLES

DD	Player	Games
58	Wendy Palmer (1993-96)	126
42	Cathy Grimes (1982-85)	114
32	Schuye LaRue (2000-01)	66
32	DeMya Walker (1996-99)	122
32	Schuye LaRue (1999-01)	66
30	Heather Burge (1990-93)	135
29	Lyndra Littles (2005-2009)	120
28	Aisha Mohammed (2007-09)	63
25	Dawn Staley (1989-92)	131
24	Brandi Teamer (2001-05)	116
14	Heidi Burge (1990-93)	134
13	Monica Wright (2006-10)	133
11	Siedah Williams (2004-07)	125
	Sharneé Zoll (2005-2008)	98
9	Val Ackerman (1978-81)	116
9	Tonya Cardoza (1987-91)	121

CAREER TRIPLE-DOUBLES

TD	Player	Games
2	Dawn Staley (1989-92)	131

NO. OF 25 POINT GAMES

28	Monica Wright
12	Lyndra Littles
11	Heather Burge
	Cathy Grimes
10	Dawn Staley
9	Daphne Hawkins
	Donna Holt
	Wendy Palmer
7	Schuye LaRue
	Tora Suber
6	Tonya Cardoza
4	LaTonya Blue
	Brandi Teamer
	Erin Stovall
3	Val Ackerman
	Cherrise Graham
	Melissa Mahony
	Telisha Quarles
	Svetlana Volnaya
	DeMya Walker
	Kelsey Wolfe
	Telia McCall
2	Siedah Williams
	Chris Dawson
	Monick Foote
	Nancy Mayer
	Tammi Reiss
	China Crosby
	Ataira Franklin
1	Paulisha Kellum
	Chelsea Shine
	Aisha Mohammed
	Dawn Bryant
	Jeffra Gausepohl
	Martha Greer
	Lisa Hosac
	Jackie LaBerge
	Sallie Lewis
	Mimi McKinney
	Jill McKone
	Linda Mitchell
	Kathy Williams

30-POINT CLUB

48	Mimi McKinney at North Carolina, 1-15-98
39	Monica Wright at Boston College, 1-21-10
39	Wendy Palmer vs. Maryland, 1-25-95
37	Dawn Staley at Wake Forest, 2-8-89
36	Cherrise Graham vs. North Carolina, 3-9-03
35	Tora Suber vs. North Carolina, 1-27-97
	Tonya Cardoza vs. Fordham, 12-28-88
35	Monica Wright at Tennessee, 11-17-08
34	Monica Wright vs. Green Bay, 3-21-10
	Monica Wright at Maryland, 2-8-10
	Heather Burge at Virginia Tech, 12-8-93
	Dawn Staley vs. Maryland, 2-15-89
33	Monica Wright vs. #20 North Carolina, 2-15-10
	Lyndra Littles vs. Louisiana Tech, 12-29-08
	Schuye LaRue vs. Hampton, 2-19-01
	Nancy Mayer vs. Clemson, 2-26-86
32	Monica Wright vs. NC State, 3-5-10
	Lyndra Littles vs. Clemson, 3-1-07
	Heather Burge vs. Georgia Tech, 1-23-93
	Heather Burge vs. West Virginia, 11-23-91
	Dawn Staley at Penn State, 1-6-90
	Daphne Hawkins at Clemson, 2-20-88
	Daphne Hawkins at Virginia Tech, 12-8-87
	Melissa Mahony vs. Wm. & Mary, 2-4-80
31	Monica Wright vs. Purdue, 12-3-09
	Monica Wright vs. Manhattan, 11-15-09
	Monica Wright at Marquette, 11-29-08
	Monica Wright vs. North Carolina, 3-8-08
	Lyndra Littles vs. Georgia Tech, 3-2-08
	Daphne Hawkins vs. Old Dominion, 12-3-85

30	Monica Wright vs. James Madison, 12-6-09
	Lyndra Littles vs. Maryland, 1-30-09
	Tora Suber vs. Clemson, 3-2-96
	Heather Burge vs. Ohio State, 3-27-93
	Tonya Cardoza at N.C. State, 1-12-91
	Heather Burge vs. Canisius, 11-26-91
	Heather Burge at Virginia Tech, 1-3-90
	Cathy Grimes vs. Penn State, 12-3-83



1,000 POINT CLUB



1.	Monica Wright	2006-10	2540
2.	Dawn Staley	1989-92	2135
3.	Heather Burge	1990-93	2058
4.	Wendy Palmer	1993-96	1918
5.	Lyndra Littles	2005-09	1876
6.	Tammi Reiss	1989-92	1842
7.	Tora Suber	1994-97	1767
8.	Cathy Grimes	1982-85	1745
9.	Donna Holt	1985-88	1634
10.	Tonya Cardoza	1987-91	1622
11.	DeMya Walker	1996-99	1583
12.	Daphne Hawkins	1984-88	1538
13.	Brandi Teamer	2002-05	1520
14.	Nancy Mayer	1984-87	1466
15.	Melissa Mahony	1979-82	1400
16.	Telisha Quarles	1999-02	1323
17.	Val Ackerman	1978-81	1316
18.	Monick Foote	1995-99	1315
19.	Ariana Moorer	2008-11	1297
20.	Ataira Franklin	2010-present	1192
21.	Heidi Burge	1990-93	1191
22.	Sharnee Zoll	2005-08	1169
23.	Dena Evans	1990-93	1138
24.	LaTonya Blue	2002-05	1122
25.	Schuye LaRue	2000-01	1070
26.	Siedah Williams	2004-07	1053
27.	Svetlana Volnaya	1999-01	1034
28.	Chelsea Shine	2008-11	1023
29.	Jenny Boucek	1993-96	1003



Monica Wright's 2,000 point vs. Georgia 12/20/09



Dawn Staley's 2,000 point vs. Clemson 2/22/92



Heidi Burge's 2,000 point vs. Clemson 2/20/93



SCORING RECORDS



POINTS SCORED

INDIVIDUAL – GAME

48	Mimi McKinney at North Carolina, 1-15-98
39	Monica Wright at Boston College, 1-21-10
39	Wendy Palmer vs. Maryland, 1-25-95
37	Dawn Staley at Wake Forest, 2-8-89
36	Cherrise Graham vs. North Carolina, 3-9-03
35	Monica Wright at Tennessee, 11-17-08
35	Tora Suber vs. North Carolina, 1-27-97
35	Tonya Cardoza vs. Fordham, 12-28-88
34	Monica Wright vs. Green Bay, 3-21-10
34	Monica Wright at Maryland, 2-8-10
34	Heather Burge at Virginia Tech, 12-8-93
34	Dawn Staley vs. Maryland, 2-15-89
33	Lyndra Littles vs. Louisiana Tech, 12-29-08
33	Schuye LaRue vs. Hampton, 2-19-01
33	Nancy Mayer vs. Clemson, 2-22-86
32	Monica Wright vs. NC State, 3-5-10
32	Lyndra Littles vs. Clemson, 3-1-07
32	Heather Burge vs. Georgia Tech, 1-23-93
32	Heather Burge vs. West Virginia, 11-23-91
32	Dawn Staley at Penn State, 1-6-90
32	Daphne Hawkins at Virginia Tech, 12-8-87
32	Daphne Hawkins at Clemson, 2-20-88
32	Melissa Mahony vs. William & Mary, 2-4-80

Frosh:	37 Dawn Staley at Wake Forest, 2-8-89
Soph:	36 Cherrise Graham vs. UNC, 3-9-03
Junior:	35 Monica Wright at Tennessee, 11-17-08
	35 Tonya Cardoza vs. Fordham, 12-28-88
Senior:	48 Mimi McKinney at UNC, 1-15-98

INDIVIDUAL – HALF

25	Monica Wright at Boston College, 1-21-10
----	--

TEAM – HALF

65	vs. Cleveland State, 11-29-95
----	-------------------------------

TEAM – GAME

123	vs. NC State (3ot), 1-12-91
120	vs. Cleveland State, 11-29-95

TEAM – SEASON

3012 - 1991

INDIVIDUAL – SEASON

Pts.	Player	Games
734	Monica Wright (2010)	31
696	Monica Wright (2009)	34
612	Heather Burge (1993)	32
598	Monica Wright (2008)	34
592	Daphne Hawkins (1988)	32
589	Lyndra Littles (2007)	34
585	Heather Burge (1992)	34
582	Tora Suber (1996)	33
580	Schuye LaRue (2001)	32
574	Dawn Staley (1989)	31
574	Dawn Staley (1990)	32
556	Tammi Reiss (1992)	34
546	Wendy Palmer (1995)	31

Frosh:	574 Dawn Staley (1989)	31
Soph:	598 Monica Wright (2008)	34
Junior:	696 Monica Wright (2009)	34
Senior:	734 Monica Wright (2010)	31

INDIVIDUAL – CAREER

Pts.	Player	Games
2540	Monica Wright (2006-10)	133
2135	Dawn Staley (1989-92)	131
2058	Heather Burge (1990-93)	135
1918	Wendy Palmer (1993-96)	126
1876	Lyndra Littles (2005-09)	120
1842	Tammi Reiss (1989-92)	127
1767	Tora Suber (1994-97)	127
1745	Cathy Grimes (1982-85)	114
1634	Donna Holt (1985-88)	121
1622	Tonya Cardoza (1987-91)	121
1583	DeMya Walker (1996-99)	122
1538	Daphne Hawkins (1984-88)	111
1520	Brandi Teamer (2002-05)	116
1466	Nancy Mayer (1984-87)	117
1400	Melissa Mahony (1979-82)	120
1323	Telisha Quarles (1999-02)	122
1316	Val Ackerman (1978-81)	116
1315	Monick Foote (1995-99)	109
1297	Ariana Mooror (2008-2012)	133
1191	Heidi Burge (1990-93)	134
1169	Sharneé Zoll (2005-08)	132
1138	Dena Evans (1990-93)	134

SCORING AVERAGE

INDIVIDUAL – SEASON

Avg.	Player	G	Pts.
23.7	Monica Wright (2010)	31	734
20.5	Monica Wright (2009)	34	696
19.9	Lyndra Littles (2009)	25	497
19.1	Heather Burge (1993)	32	612
18.6	Cathy Grimes (1984)	29	540
18.5	Dawn Staley (1989)	31	574
18.5	Daphne Hawkins (1988)	32	592
18.2	Tonya Cardoza (1989)	26	472
18.1	Schuye LaRue (2001)	32	580
17.9	Dawn Staley (1990)	32	574
17.6	Monica Wright (2008)	34	598
17.6	Tora Suber (1996)	33	582
17.6	Wendy Palmer (1995)	31	546
17.3	Lyndra Littles (2007)	34	589
Frosh:	18.5 Dawn Staley (1989)	31	574
Soph:	18.1 Schuye LaRue (2001)	32	580
Junior:	20.5 Monica Wright (2009)	34	696
Senior:	23.7 Monica Wright (2010)	31	734

INDIVIDUAL – CAREER

Avg.	Year	G	Pts
19.1	Monica Wright (2006-10)	133	2540
16.3	Dawn Staley (1989-92)	131	2135
16.2	Schuye LaRue (1999-01)	66	1070
15.6	Lyndra Littles (2005-09)	120	1876
15.3	Cathy Grimes (1982-85)	114	1745
15.2	Wendy Palmer (1993-96)	126	1918
15.2	Heather Burge (1990-93)	135	2058
14.5	Tammi Reiss (1989-92)	127	1842
13.9	Daphne Hawkins (1985-88)	111	1538
13.9	Tora Suber (1994-97)	127	1767
13.5	Donna Holt (1985-88)	121	1634

TEAM – SEASON

Avg.	Year	G	Pts
88.6	1991	34	3012
82.0	1992	34	2788
81.1	1993	32	2595
80.0	1989	31	2480
79.0	1986	29	2292

LARGEST VICTORY MARGIN

85 vs. Alabama St., 12-29-96 (106-21)

LARGEST DEFEAT MARGIN

54 James Madison, 2-15-77 (88-34)

MOST VIRGINIA POINTS

124 at NC State (3ot), 1-12-91

FEWEST VIRGINIA POINTS

24 vs. VCU 2-23-74

FEWEST OPPONENT POINTS

19 by Mary Washington, 12-2-75

MOST OPPONENT POINTS

120 by NC State, 1-12-91, (3ot)

105 by Georgia Tech, 1-21-89

MOST COMBINED POINTS

243 at NC State (3ot), 1-12-91

LONGEST WIN STREAK

20 1986

LONGEST HOME WIN STREAK (U-HALL)

61 1-18-92 to 1-2-96

LONGEST HOME WIN STREAK (JPJA)

12 2-21-08 to 1-11-09

MOST VICTORIES: SEASON

32 1992 (32-2)

HIGHEST SCORING AVERAGE

88.6 1991 (3012 points, 34 games)

LOWEST OPPONENT AVERAGE

38.0 1974 (570 points, 15 games)

HIGHEST REBOUND AVERAGE

48.6 1975 (1070, 22 games)

MOST CONSECUTIVE FGM

11 Melissa Mahony, 1980

11 Wendy Palmer, 1995

MOST CONSECUTIVE FTM

41 Monica Wright, 2010

MOST CONSECUTIVE GAMES

135 Heather Burge, 1989-93

MOST VICTORIES PLAYED IN

118 Heather Burge, 1989-93

GAMES PLAYED

Games	Player
136	Chelsea Shine (2008-2012)
135	Heather Burge (1990-93)
134	Sharneé Zoll (2005-08)
134	Heidi Burge (1990-93)
134	Dena Evans (1990-93)
133	Paulisha Kellum (2006-08, 09-11)
133	Monica Wright (2006-10)
133	Ariana Moore (2008-2012)
131	Dawn Staley (1989-92)
130	Charleata Beale (1992-95)



YEAR-BY-YEAR PERCENTAGE LEADERS

Year	Player	Cl	Pos	G	M-A	Pct
1974	Chris Dawson	Jr	C	15	69-170	.406*
1975	Chris Dawson	Sr	C	22	124-303	.409*
1976	Mimi Hoffman	So	F	20	85-251	.337*
1977	Marilyn Beery	So	F	21	106-306	.346
1978	Martha Greer	So	G	25	104-221	.471*
1979	Val Ackerman	So	F	28	180-392	.459
1980	Melissa Mahony	So	G	32	203-408	.498
1981	Melissa Mahony	Jr	G	32	174-382	.455
1982	Cathy Grimes	Fr	F	28	156-290	.538
1983	Cathy Grimes	Sr	F	28	200-396	.505
1984	Cathy Grimes	Jr	F	29	216-391	.552
1985	Nancy Mayer	So	G/F	29	157-314	.500
1986	Daphne Hawkins	So	G	24	163-320	.509
1987	Nancy Mayer	So	F	31	172-352	.489
1988	Daphne Hawkins	Sr	G	32	247-507	.487
1989	Tonya Cardoza	Jr	G/F	26	184-392	.469
1990	Tammi Reiss	So	G	32	166-350	.474
1991	Tonya Cardoza	Sr	G/F	34	197-362	.544
1992	Heather Burge	Jr	C	34	255-460	.554
1993	Heather Burge	Sr	C	32	258-414	.623
1994	Wendy Palmer	So	F	32	221-389	.568
1995	Wendy Palmer	Sr	F	31	227-401	.566
1996	Wendy Palmer	Sr	F	32	176-368	.478
1997	DeMya Walker	So	F	31	165-276	.598
1998	DeMya Walker	Jr	F	29	190-344	.552
1999	DeMya Walker	Sr	F	29	168-306	.549
2000	Schuye LaRue	Fr	F	34	198-342	.579
2001	Schuye LaRue	So	F/C	32	242-508	.476
2002	Brandi Teamer	Fr	F	30	171-386	.443
2003	Brandi Teamer	So	F	30	156-336	.464
2004	Kate Kreager	Jr	F	29	87-167	.521*
2005	Brandi Teamer	Sr	F	32	156-323	.483*
2006	Siedah Williams	Jr	C	32	149-297	.502*
2007	Siedah Williams	Sr	C	34	120-242	.496*
2008	Aisha Mohammed	Jr	C	34	181-327	.554
2009	Aisha Mohammed	Sr	C	30	152-297	.512
2010	Monica Wright	Sr	G	31	270-605	.446
2011	Simone Egwu	So	C	35	75-155	.484*
2012	Jazmin Pitts	Jr	C	34	62-135	.459*
2013	Ataira Franklin	Jr	G	29	151-358	.422*

(minimum 5 FGM per game)

*indicates no one met minimum standard that year

FIELD GOALS MADE

INDIVIDUAL - GAME

18 Wendy Palmer vs. Maryland
1-25-95 (18-20)

INDIVIDUAL - SEASON

FGM	Player	FGA
271	Monica Wright (2009)	646
270	Monica Wright (2010)	605
258	Heather Burge (1993)	414
255	Heather Burge (1992)	460
247	Daphne Hawkins (1988)	507
242	Schuye LaRue (2001)	508
228	Monica Wright (2008)	487
227	Wendy Palmer (1995)	401
221	Wendy Palmer (1994)	389
218	Lyndra Littles (2007)	446
216	Cathy Grimes (1984)	391

INDIVIDUAL - CAREER

FGM	Player	FGA
962	Monica Wright (2006-10)	2207
866	Heather Burge (1990-93)	1587
780	Wendy Palmer (1993-96)	1412
753	Dawn Staley (1989-92)	1637
708	Cathy Grimes (1982-85)	1342
682	Lyndra Littles (2005-09)	1491
635	Daphne Hawkins (1985-88)	1310
633	Nancy Mayer (1983-87)	1268
633	Tammi Reiss (1989-92)	1315
630	Tonya Cardoza (1987-91)	1319
629	DeMya Walker (1996-99)	1129

Frosh:	198 Schuye LaRue (2000)	342
Soph:	242 Schuye LaRue (2001)	508
Junior:	271 Monica Wright (2009)	646
Senior:	270 Monica Wright (2010)	605

TEAM - GAME

54 vs. Cleveland State, 11-29-95

TEAM - SEASON

11311991 (1131-2337)

FIELD GOAL ATTEMPTS

INDIVIDUAL - GAME

32 Monica Wright vs. James Madison, 12-6-09

INDIVIDUAL - SEASON

646	Monica Wright (2009)	271
605	Monica Wright (2010)	270
508	Schuye LaRue (2001)	242
507	Daphne Hawkins (1988)	247
487	Monica Wright (2008)	228
469	Monica Wright (2007)	193
463	Ariana Moorer (2012)	170
460	Heather Burge (1992)	255
449	Dawn Staley (1990)	203
446	Lyndra Littles (2007)	446
433	Telisha Quarles (2002)	166
431	Dawn Staley (1989)	197

INDIVIDUAL - CAREER

2207	Monica Wright (2006-10)	962
1637	Dawn Staley (1989-92)	753
1587	Heather Burge (1990-93)	866
1491	Lyndra Littles (2005-09)	682
1421	Tora Suber (1994-97)	601
1412	Wendy Palmer (1993-96)	780
1393	Donna Holt (1985-88)	619
1342	Cathy Grimes (1982-85)	708
1319	Tonya Cardoza (1987-91)	630
1315	Tammi Reiss (1989-92)	633
1310	Daphne Hawkins (1985-88)	635
Freshman:	469 Monica Wright (2007)	193
Sophomore:	508 Schuye LaRue (2001)	242
Junior:	646 Monica Wright (2009)	271
Senior:	605 Monica Wright (2010)	270

TEAM - GAME

103	vs. NC State (3ot), 1-12-91	46
93	vs. Georgia Tech, 11-24-85	36

TEAM - SEASON

2337 1991 1131

FIELD GOAL PERCENTAGE

INDIVIDUAL - GAME

9-9,	Schuye LaRue vs. Washington,	11-28-99
9-9,	DeMya Walker vs. Towson,	12-11-98
9-9,	Wendy Palmer vs. Cleveland St.,	11-29-95

INDIVIDUAL - SEASON

(min. 150 fgm)

.623	Heather Burge (1993)	258-414
.614	Wendy Palmer (1993)	156-254
.598	DeMya Walker (1997)	165-276
.579	Schuye LaRue (2000)	198-342
.568	Wendy Palmer (1994)	221-389
.566	Wendy Palmer (1995)	227-401
.554	Aisha Mohammed (2008)	181-327
.554	Heather Burge (1992)	255-460
.552	Cathy Grimes (1984)	216-391
.552	DeMya Walker (1998)	190-344
.549	DeMya Walker (1999)	168-306
.544	Tonya Cardoza (1981)	197-362
.422	Ataira Franklin (2013)	151-358
Frosh:	.614 Wendy Palmer (1993)	156-254
Soph:	.598 DeMya Walker (1997)	165-276
Junior:	.566 Wendy Palmer (1995)	227-401
Senior:	.623 Heather Burge (1993)	258-414

INDIVIDUAL - CAREER

(min. 600 fgm)

.557	DeMya Walker (1996-99)	629-1129
.552	Wendy Palmer (1993-96)	780-1412
.546	Heather Burge (1990-93)	866-1587
.528	Cathy Grimes (1982-85)	708-1342
.499	Nancy Mayer (1983-87)	633-1268
.485	Daphne Hawkins (1985-88)	635-1310
.481	Tammi Reiss (1989-92)	633-1315
.578	Tonya Cardoza (1987-91)	630-1319
.460	Dawn Staley (1989-92)	753-1637
.457	Lyndra Littles (2005-09)	682-1491

TEAM - GAME

.700 vs. Wake Forest, 1-7-87 42-60

TEAM - SEASON

.502 1984 907-1805



THREE-POINT FIELD GOAL RECORDS



YEAR-BY-YEAR PERCENTAGE LEADERS

Year	Player	Cl.	Pos.	G	3-FGM	3-FGA	Pct.
1988	Donna Holt	Sr.	G	32	49	128	.383
1989	Amy Fuller	Fr.	G/F	22	23	49	.469
1990	Dawn Staley	So.	G	32	36	104	.346
1991	Tammi Reiss	Jr.	G	34	48	121	.397
1992	Dena Evans	Jr.	G	34	35	85	.412
1993	Dena Evans	Sr.	G	31	46	157	.293
1994	Tora Suber	Fr.	G	32	57	154	.370
1995	Monick Foote	Fr.	G/F	25	43	98	.439
1996	Tora Suber	Jr.	G	33	61	170	.359
1997	Monick Foote	Jr.	G/F	29	38	113	.336
1998	Kate Mooney	Jr.	G/F	29	45	139	.324
1999	Erin Stovall	Jr.	G	29	46	146	.315
2000	Svetlana Volnaya	Jr.	F	33	54	126	.429
2001	Svetlana Volnaya	Sr.	F	31	49	109	.450
2002	Anna Prillaman	So.	G	30	57	125	.456
2003	Cherrise Graham	So.	G	29	32	92	.348
2004	Anna Prillaman	Sr.	G	29	59	153	.386
2005	Brenna McGuire	So.	G	32	59	174	.339
2006	Sharneé Zoll	So.	G	32	35	92	.380
2007	Brenna McGuire	Sr.	G	34	62	179	.346
2008	Lyndra Littles	Jr.	F	30	17	44	.386
2009	Lyndra Littles	Sr.	F	25	26	60	.433
2010	Monica Wright	Sr.	G	31	31	99	.313
2011	Ataira Franklin	Fr.	G	35	43	90	.478
2012	Ataira Franklin	So.	G	36	53	165	.321
2013	Ataira Franklin	Jr.	G	29	43	123	.350

INDIVIDUAL – SEASON

3FGM	Player	G	FGA
63	Telisha Quarles (2001)	32	180
63	Telisha Quarles (2000)	34	171
62	Brenna McGuire (2007)	34	179
61	Tora Suber (1996)	33	170
59	Brenna McGuire (2005)	32	59
59	Anna Prillaman (2004)	29	153
59	Tora Suber (1997)	30	177
57	Anna Prillaman (2002)	30	125
57	Tora Suber (1994)	32	154
54	Svetlana Volnaya (2000)	33	126
53	Ataira Franklin	36	165
53	Mimi McKinney (1998)	28	168
51	Telisha Quarles (2002)	30	162

Frosh:	57 Tora Suber (1994)	32	154
Soph:	63 Telisha Quarles (2000)	34	171
Junior:	63 Telisha Quarles (2001)	32	180
Senior:	62 Brenna McGuire (2007)	34	179

INDIVIDUAL – HALF

5	Anna Prillaman (2nd half) vs. Georgia Tech, 2-11-02
5	Anna Prillaman (2nd half) at Maryland, 1-17-02
5	Mimi McKinney (2nd half) vs. North Carolina, 1-15-98

INDIVIDUAL – GAME

7	(7-12), Mimi McKinney vs. North Carolina, 1-15-98
7	(7-14), Kate Mooney vs. Florida State, 2-1-98
7	(7-12)*, Monick Foote vs. Florida, 3-18-95

*NCAA Tournament record

TEAM – GAME

14	(14-24) at Rider, 1-2-08
----	--------------------------

TEAM – SEASON

189	2001 (189-516, .366)
-----	----------------------

ATTEMPTS

INDIVIDUAL – HALF

9	Donna Holt vs. Clemson	2-20-88
	2nd half	

INDIVIDUAL – GAME

14	Kate Mooney vs. Florida State	2-1-98
14	Telisha Quarles vs. Michigan	3-17-01

INDIVIDUAL – SEASON

180	Telisha Quarles (2001)	63 (Made)
-----	------------------------	-----------

INDIVIDUAL – CAREER

666	Tora Suber (1994-97)	220 (Made)
-----	----------------------	------------

TEAM – GAME

29	(10-29) vs. Michigan	3-17-01
----	----------------------	---------

TEAM – SEASON

541	2000 (180-541, .333)
-----	----------------------

PERCENTAGE

INDIVIDUAL – GAME

(5-5)	Kate Mooney vs. Virginia Tech, 2-6-97
(5-5)	Tammi Reiss vs. Virginia Tech, 11-28-90
(5-5)	Donna Holt vs. St. John's, 3-19-88

INDIVIDUAL – SEASON

.469	(23-49) Amy Fuller	1989
------	--------------------	------

INDIVIDUAL – CAREER

.416	(139-334) Tammi Reiss	1989-92
------	-----------------------	---------

TEAM – GAME

.857	(6-7) vs. St. John's	1988
------	----------------------	------

TEAM – SEASON

.371	1991 (135-364)
------	----------------



FREE THROW SHOOTING RECORDS



YEAR-BY-YEAR PERCENTAGE LEADERS

Year	Player	Cl.	Pos.	G	FTM	FTA	Pct.
1974	Kathy Williams	Fr.	G	15	22	34	.647*
1975	Kathy Williams	So.	G	22	46	62	.742*
1976	Amy Easter	So.	F	20	27	43	.628*
1977	Paula Shorten	Fr.	F/C	21	61	93	.656
1978	Paula Shorten	So.	F/C	25	88	135	.652
1979	Valerie Ackerman	So.	F	28	91	122	.746
1980	Melissa Mahony	So.	G	32	85	101	.842
1981	Melissa Mahony	Jr.	G	32	76	90	.844*
1982	Cathy Grimes	Fr.	F	28	73	105	.695
1983	Cathy Grimes	So.	F	28	78	111	.711
1984	Cathy Grimes	Jr.	F	29	108	149	.725
1985	Daphne Hawkins	Fr.	G	26	28	33	.848*
1986	Daphne Hawkins	So.	G	24	82	101	.812
1987	Donna Holt	Jr.	G	31	84	99	.848
1988	Donna Holt	Sr.	G	32	95	116	.819
1989	Dawn Staley	Fr.	G	31	147	177	.831
1990	Tammi Reiss	So.	G	32	128	162	.790
1991	Dawn Staley	Jr.	G	34	108	131	.824
1992	Tammi Reiss	Sr.	G	34	145	178	.815
1993	Dena Evans	Sr.	G	31	66	83	.795
1994	Jeffra Gausepohl	So.	C	32	100	139	.719
1995	Jeffra Gausepohl	Jr.	C	32	72	104	.692*
1996	Tora Suber	Jr.	G	33	135	178	.758
1997	Tora Suber	Sr.	G	31	89	118	.754
1998	Mimi McKinney	Sr.	G	28	81	106	.764
1999	Erin Stovall	Jr.	G	29	81	107	.757
2000	Svetlana Volnaya	Jr.	F	33	105	139	.755
2001	Schuye LaRue	So.	F/C	32	83	116	.716
2002	Telisha Quarles	Sr.	G	30	89	110	.809
2003	Cherrise Graham	So.	G	29	132	163	.810
2004	LaTonya Blue	Jr.	G	28	69	86	.802
2005	LaTonya Blue	Sr.	G	30	89	119	.748
2006	Sharneé Zoll	So.	G	32	82	109	.752
2007	Monica Wright	Fr.	G	34	103	135	.763
2008	Lyndra Littles	Jr.	F	34	122	158	.772
2009	Lyndra Littles	Sr.	F	25	129	159	.811
2010	Monica Wright	Sr.	G	31	163	201	.811
2011	Ariana Moorero	Jr.	G	33	97	132	.735
2012	Ariana Moorero	Sr.	G	36	158	203	.778
2013	Sarah Imovbioh	So.	F	30	73	106	.689

(min. 2.5 FTM per game)

*indicates no one met minimum

ATTEMPTS

INDIVIDUAL – GAME

20 Brandi Teamer at Wake Forest, 1-6-05 (11-20)

INDIVIDUAL – SEASON

203 Ariana Moorero, 2012 (158-203)

INDIVIDUAL – CAREER

640 Heather Burge, 1989-93 (326-640)

TEAM – GAME

54 at Wake Forest, 1-6-05 (26-54)

TEAM – SEASON

915 1991 (615-915)

PERCENTAGE

INDIVIDUAL – GAME

12-12	Monica Wright vs. Florida State	01-23-09
12-12	Mimi McKinney vs. Clemson	03-01-97
12-12	Tammi Reiss vs. Wake Forest	01-24-91
11-11	Sharneé Zoll vs. Wake Forest	01-11-07
11-11	Monica Wright vs. North Carolina	02-15-10

INDIVIDUAL – SEASON

.943 (84-89) Donna Holt 1987

INDIVIDUAL – CAREER

.831 (241-290) Melissa Mahony 1978-82

TEAM – GAME

14-14 vs. Memphis State 3-15-87

TEAM – SEASON

.743 (539-725) 2012

MADE FREETHROWS

INDIVIDUAL – GAME

16	Telia McCall vs. Georgia Tech, 2-13-13 (16-17)
16	Cathy Grimes vs. Maryland, 1-31-84 (16-18)

INDIVIDUAL – SEASON

FTM	Player	G	FTA
163	Monica Wright (2010)	31	201
158	Ariana Moorero (2012)	36	203
153	Lyndra Littles (2007)	34	202
147	Dawn Staley (1989)	31	177
145	Tammi Reiss (1992)	34	178
135	Tora Suber (1996)	33	178
132	Cherrise Graham (2003)	29	163
132	Dawn Staley (1990)	32	169
129	Lyndra Littles (2009)	34	159
128	Tammi Reiss (1990)	31	162
122	Lyndra Littles (2008)	34	182
118	Dawn Staley (1992)	34	146
117	Monica Wright (2009)	34	157
110	Tonya Cardoza (1991)	34	144
108	Dawn Staley (1991)	34	131
108	Cathy Grimes (1984)	29	149

Frosh:	147 Dawn Staley (1989)	31	177
Soph:	153 Lyndra Littles (2007)	34	202
Junior:	135 Tora Suber (1996)	33	178
Senior:	163 Monica Wright (2010)	31	201

INDIVIDUAL – CAREER

FTM	Player	FTA
505	Dawn Staley (1989-92)	623
484	Monica Wright (2006-10)	630
470	Lyndra Littles (2005-09)	636
437	Tammi Reiss (1989-92)	552
347	Donna Holt (1984-88)	429
345	Tora Suber (1994-97)	472
338	Tonya Cardoza (1987-91)	500
329	Cathy Grimes (1982-85)	456
327	Wendy Palmer (1993-96)	562
326	Heather Burge (1990-93)	640
320	DeMya Walker (1996-99)	493

TEAM – GAME

35 vs. Georgia Tech, 3-2-08 (35-46)

TEAM – SEASON

615 1991 (615-915)



ASSISTS

INDIVIDUAL – GAME

14 Dena Evans vs. Maryland 2-23-93

INDIVIDUAL – SEASON

AST	Player	G
235	Dawn Staley (1991)	34
216	Sharneé Zoll (2008)	34
209	Sharneé Zoll (2007)	34
209	Dawn Staley (1992)	34
209	Dena Evans (1993)	31
201	Sharneé Zoll (2006)	32
176	Donna Holt (1987)	31
164	Renee Robinson (2000)	34
159	Sharneé Zoll (2005)	32
155	Donna Holt (1988)	32
144	Dawn Staley (1989)	31
143	Tora Suber (1995)	32

Frosh: 159 Sharneé Zoll (2005) 32 games

Soph: 201 Sharneé Zoll (2006) 32 games

Junior: 235 Dawn Staley (1991) 34 games

Senior: 216 Sharneé Zoll (2008) 34 games

INDIVIDUAL – CAREER

AST	Player	G
785	Sharneé Zoll (2005-2008)	132
729	Dawn Staley (1989-92)	131
561	Donna Holt (1985-88)	121
528	Dena Evans (1990-93)	134
504	Tora Suber (1994-97)	127
438	LaTonya Blue (2002-05)	119
420	Nancy Mayer (1984-87)	117
397	Jenny Boucek (1993-96)	127
390	Renee Robinson (1997-00)	121
380	Tammi Reiss (1989-92)	127

TEAM – GAME

37 vs. Cleveland State, 11-29-95

TEAM – SEASON

652 1991

BLOCKED SHOTS

INDIVIDUAL – GAME

8 DeMya Walker vs. Florida St., 1-2-98

INDIVIDUAL – SEASON

BL	Player	G
95	DeMya Walker (1998)	29
84	DeMya Walker (1997)	31
83	DeMya Walker (1999)	29
68	DeMya Walker (1996)	33
63	Jocelyn Logan-Friend (2005)	32
56	Chrissy Reese (1980)	31
49	Heather Burge (1993)	32
46	Schuye LaRue (2000)	33
45	Jeffra Gausepohl (1995)	32
45	Tonya Cardoza (1988)	31

Frosh: 68 DeMya Walker (1996) 33

Soph: 84 DeMya Walker (1997) 31

Junior: 95 DeMya Walker (1998) 29

Senior: 83 DeMya Walker (1998) 29

INDIVIDUAL – CAREER

Blocks	Player	G
330	DeMya Walker (1996-99)	122
152	Heather Burge (1990-93)	135
139	Jocelyn Logan-Friend (2002-05)	111
123	Monick Foote (1995-99)	109
110	Tonya Cardoza (1987-91)	121
108	Heidi Burge (1990-93)	134
99	Chrissy Reese (1980-83)	105
96	Laurie Carter (1984-88)	119
86	Schuye LaRue (1999-01)	66
77	Jeffra Gausepohl (1993-96)	116

TEAM – GAME

15 vs. Georgia Tech, 1-20-96

TEAM – SEASON

169 1997

STEALS

INDIVIDUAL – GAME

10	Donna Holt vs. Maryland	01-28-86
	Dawn Staley vs. Temple	11-20-91
	Monica Wright vs. Liberty	12-29-09

INDIVIDUAL – SEASON

Steals	Player	G
164	Donna Holt (1987)	31
133	Donna Holt (1986)	29
133	Dawn Staley (1991)	34
131	Donna Holt (1988)	32
118	Tonya Cardoza (1991)	34
117	Dawn Staley (1992)	34
115	Monica Wright (2010)	31
102	Dawn Staley (1989)	31
102	Ariana Moorer (2012)	36
102	Dawn Staley (1990)	32
102	Tonya Cardoza (1988)	31
101	Donna Holt (1985)	29

Frosh: 102 Dawn Staley (1989) 31

Soph: 133 Donna Holt (1986) 29

Junior: 164 Donna Holt (1987) 31

Senior: 131 Donna Holt (1988) 32

INDIVIDUAL – CAREER

Steals	Player	G
529	Donna Holt (1985-88)	121
454	Dawn Staley (1989-92)	131
375	Tonya Cardoza (1987-91)	121
372	Monica Wright (2006-10)	133
240	Nancy Mayer (1984-87)	117
234	Sharneé Zoll (2005-2008)	132
228	Daphne Hawkins (1985-88)	111
223	Tora Suber (1994-97)	127
219	Wendy Palmer (1993-96)	126
216	LaTonya Blue (2002-05)	119
209	Renee Robinson (1997-00)	121
192	DeMya Walker (1996-99)	122

TEAM – GAME

26 vs. Old Dominion, 12-4-90

TEAM – SEASON

484 1987



REBOUNding RECORDS



YEAR-BY-YEAR REBOUNding LEADERS

Year	Player	Cl.	Pos.	G	REB	AVG
1974	Chris Dawson	Jr.	C	15	192	12.8
1975	Leslie Berens	Sr.	F	22	278	12.6
1976	Mimi Hoffman	So.	F	20	152	7.6
1977	Barbara Stenzel	So.	F	21	155	7.4
1978	Paula Shorten	So.	F/C	25	139	5.8
1979	Jackie LaBerge	So.	F	27	200	7.4
1980	Chrissy Reese	Fr.	G	31	327	10.5
1981	Chrissy Reese	So.	G	22	177	8.0
1982	Cathy Grimes	Fr.	F	28	225	8.0
1983	Cathy Grimes	So.	F	28	241	8.6
1984	Cathy Grimes	Jr.	F	29	279	9.6
1985	Cathy Grimes	Sr.	F	29	187	6.4
1986	Trina Thomas	Jr.	F	29	170	5.9
1987	Laurie Carter	Jr.	C	29	162	5.6
1988	Dawn Bryant	Jr.	F	32	256	8.0
1989	Dawn Bryant	Sr.	F	31	238	7.7
1990	Dawn Staley	So.	G	32	214	6.7
	Heather Burge	Fr.	C	35	234	6.7
1991	Dawn Staley	Jr.	G	34	209	6.1
	Tonya Cardoza	Sr.	G/F	34	208	6.1
1992	Heather Burge	Jr.	C	34	285	8.4
1993	Heather Burge	Sr.	C	32	245	7.7
1994	Wendy Palmer	So.	F	32	323	10.1
1995	Wendy Palmer	Jr.	F	31	327	10.5
1996	Wendy Palmer	Sr.	F	32	358	11.2
1997	DeMya Walker	So.	F	31	232	7.5
1998	DeMya Walker	Jr.	F	29	245	8.4
1999	DeMya Walker	Sr.	F	29	246	8.5
2000	Schuye LaRue	Fr.	F	33	272	8.0
2001	Schuye LaRue	So.	F/C	32	379	11.8
2002	Brandi Teamer	Fr.	F	30	268	8.9
2003	Brandi Teamer	So.	F	30	208	6.9
2004	Brandi Teamer	Jr.	F	24	134	5.6
2005	Brandi Teamer	Sr.	F	32	195	6.1
2006	Tiffany Sardin	Sr.	F	32	216	6.8
2007	Lyndra Littles	So.	F	34	299	8.8
2008	Aisha Mohammed	Jr.	C	34	314	9.2
2009	Aisha Mohammed	Sr.	C	30	304	10.1
2010	Monica Wright	Sr.	G	31	200	6.5
2011	Simone Egwu	So.	C	35	183	5.2
2012	Chelsea Shine	Sr.	F	36	201	5.6
2013	Telia McCall	Sr.	F	27	208	7.7

INDIVIDUAL - GAME

21 Aisha Mohammed at Florida State, 1-26-08

INDIVIDUAL - SEASON

REB	Player	G
379	Schuye LaRue (2001)	32
358	Wendy Palmer (1996)	32
327	Wendy Palmer (1995)	31
327	Chrissy Reese (1980)	31
323	Wendy Palmer (1994)	32
314	Aisha Mohammed (2008)	34
304	Aisha Mohammed (2009)	34
299	Lyndra Littles (2007)	34
285	Heather Burge (1992)	34
279	Cathy Grimes (1984)	29
278	Leslie Berens (1975)	22
272	Schuye LaRue (2000)	33
268	Brandi Teamer (2002)	30
257	Chris Dawson (1975)	22

Frosh:	327 Chrissy Reese (1980)	31
Soph:	379 Schuye LaRue (2001)	32
Junior:	327 Wendy Palmer (1995)	31
Senior:	358 Wendy Palmer (1996)	32

INDIVIDUAL - CAREER

Reb.	Player	G
1221	Wendy Palmer (1993-96)	126
955	Heather Burge (1990-93)	135
932	DeMya Walker (1996-99)	122
932	Cathy Grimes (1982-85)	114
881	Lyndra Littles (2005-09)	120
853	Heidi Burge (1990-93)	134
827	Dawn Bryant (1986-89)	123
805	Brandi Teamer (2002-05)	116
772	Dawn Staley (1990-92)	131
764	Monica Wright (2006-10)	133
736	Chrissy Reese (1980-83)	105

TEAM - GAME

77 vs. Rider 12-19-96

TEAM - SEASON

1556 1992



YEAR-BY-YEAR STATISTICS



Year	Record	FGM-FGA	PCT	3FGM-A	PCT	FTM-A	PCT	REB	AVG	PF	PTS	AVG
1973-74	10-5	249-789	.316	*	*	121-265	.457	653	43.5	176	619	41.3
	Opp	*	*	*	*	*	*	*	*	*	570	38.0
1974-75	15-7	476-1420	.335	*	*	168-317	.530	1070	48.6	373	1120	50.9
	Opp	424-1425	.298	*	*	158-296	.534	925	42.1	397	1006	45.7
1975-76	12-9	406-1226	.342	*	*	200-386	.519	843	42.2	417	1012	50.6
	Opp	361-1050	.346	*	*	204-371	.550	802	40.1	432	924	46.2
1976-77	10-11	482-1365	.353	*	*	250-396	.631	960	46.0	397	1214	57.8
	Opp	542-1440	.376	*	*	180-327	.550	1053	50.1	411	1266	60.3
1977-78	8-17	538-1388	.388	*	*	305-514	.593	1017	40.7	491	1381	55.2
	Opp	647-1584	.405	*	*	334-520	.642	1021	40.8	523	1613	64.5
1978-79	16-12	731-1643	.445	*	*	336-495	.679	1084	38.7	544	1798	64.2
	Opp	667-1709	.390	*	*	335-503	.666	1033	36.9	535	1669	59.6
1979-80	20-12	890-1963	.453	*	*	405-589	.688	1312	41.0	632	2185	68.3
	Opp	728-1934	.376	*	*	438-688	.637	1176	36.8	564	1894	59.2
1980-81	22-10	862-1929	.447	*	*	349-521	.670	1194	37.3	583	2073	64.8
	Opp	718-1803	.398	*	*	379-595	.637	1155	36.1	541	1815	56.7
1981-82	17-11	778-1665	.467	*	*	324-493	.657	1062	37.9	525	1880	67.1
	Opp	617-1521	.406	*	*	376-558	.674	870	31.1	496	1610	57.5
1982-83	15-13	830-1886	.440	*	*	301-467	.645	1224	43.7	602	1961	70.0
	Opp	740-1721	.430	*	*	419-639	.656	1014	36.2	477	1899	67.8
1983-84	22-7	907-1805	.502	*	*	373-519	.719	1167	40.2	576	2187	75.4
	Opp	758-1799	.421	*	*	382-569	.671	956	33.0	528	1898	65.4
1984-85	21-8	863-1835	.470	*	*	355-522	.680	1097	37.8	604	2081	71.8
	Opp	705-1638	.430	*	*	387-584	.663	1005	34.7	511	1797	62.0
1985-86	26-3	903-1955	.462	*	*	486-689	.705	1136	39.2	657	2292	79.0
	Opp	710-1591	.446	*	*	436-686	.636	1055	36.4	590	1856	64.0
1986-87	26-5	946-2048	.464	*	*	459-677	.678	1221	39.4	457	2351	75.8
	Opp	758-1747	.434	*	*	362-551	.657	1083	34.9	416	1878	60.6
1987-88	27-5	938-2104	.446	98-294	.333	505-749	.674	1241	38.8	611	2479	77.5
	Opp	803-1866	.430	67-185	.362	427-636	.671	1244	38.9	624	2100	65.6
1988-89	21-10	933-2050	.455	120-330	.364	494-696	.710	1202	38.8	612	2480	80.0
	Opp	901-1978	.456	64-184	.348	432-633	.682	1227	39.6	606	2298	74.1
1989-90	29-6	999-2185	.457	113-315	.359	552-802	.688	1488	42.5	695	2663	76.1
	Opp	842-2093	.402	101-302	.334	560-806	.695	1254	35.8	681	2345	67.0
1990-91	31-3	1131-2337	.484	135-364	.371	615-915	.672	1466	43.1	673	3012	88.6
	Opp	814-2008	.405	72-245	.294	507-790	.642	1273	37.4	745	2207	64.9
1991-92	32-2	1058-2202	.480	106-294	.360	566-829	.683	1556	45.8	605	2788	82.0
	Opp	750-2007	.374	105-358	.290	415-625	.664	1112	32.7	709	2020	59.4
1992-93	26-6	1020-2077	.491	82-309	.265	473-772	.613	1491	46.6	617	2595	81.1
	Opp	764-2005	.381	126-433	.291	426-621	.686	1090	34.1	654	2080	65.0
1993-94	27-5	893-1897	.471	95-297	.320	514-761	.675	1329	41.5	511	2395	74.8
	Opp	770-1906	.404	136-424	.321	334-471	.709	1038	32.4	647	2010	62.8
1994-95	27-5	961-2016	.477	136-398	.342	429-649	.661	1348	42.1	570	2487	77.7
	Opp	713-1909	.373	130-459	.283	362-550	.658	1122	35.1	601	1918	59.9
1995-96	26-7	954-2109	.452	158-482	.328	472-744	.634	1463	44.3	638	2538	76.9
	Opp	688-1887	.365	104-390	.267	410-645	.636	1205	36.5	640	1890	57.3
1996-97	23-8	848-1864	.455	158-488	.324	422-628	.672	1332	43.0	617	2276	73.4
	Opp	609-1781	.342	113-436	.259	430-650	.662	1115	36.0	572	1761	56.8
1997-98	19-10	746-1819	.410	146-509	.287	398-611	.651	1151	39.7	637	2036	70.2
	Opp	664-1694	.392	121-386	.313	483-727	.664	1193	41.1	539	1932	66.6
1998-99	20-9	806-1828	.441	124-428	.290	466-658	.708	1155	39.8	650	2202	75.9
	Opp	621-1627	.382	127-386	.329	498-756	.659	1096	37.8	586	1867	64.4
1999-00	25-9	877-2000	.438	180-541	.333	519-749	.693	1250	36.8	644	2453	72.1
	Opp	775-2022	.383	145-522	.278	527-720	.732	1301	38.3	680	2222	65.4
2000-01	18-14	865-1990	.435	189-516	.366	390-631	.618	1255	39.2	653	2309	72.2
	Opp	764-1892	.404	118-395	.299	514-756	.680	1237	38.7	633	2160	67.5
2001-02	17-13	709-1742	.407	158-483	.327	413-618	.668	1117	37.2	564	1989	66.3
	Opp	703-1719	.409	119-392	.304	457-655	.698	1128	37.6	561	1982	66.1
2002-03	17-14	689-1772	.389	142-442	.321	434-668	.650	1205	38.9	616	1954	63.0
	Opp	665-1771	.375	119-390	.305	477-723	.660	1206	38.9	634	1926	62.1
2003-04	13-16	666-1676	.397	133-454	.293	385-546	.705	1068	36.8	528	1850	63.8
	Opp	671-1600	.304	110-362	.304	408-618	.660	1024	35.3	530	1860	64.1
2004-05	21-11	798-1912	.417	132-453	.291	438-673	.651	1281	40.0	533	2166	67.7
	Opp	720-1836	.392	128-422	.303	411-619	.664	1137	35.5	579	1979	61.8
2005-06	20-12	810-1992	.407	117-409	.286	402-601	.669	1200	37.5	549	2139	66.8
	Opp	681-1678	.406	124-423	.293	426-607	.702	1148	35.9	554	1912	59.8
2006-07	19-15	906-2130	.425	151-506	.298	510-699	.730	1342	39.5	574	2473	72.7
	Opp	905-2176	.416	182-516	.353	437-606	.721	1295	38.1	616	2429	71.4
2007-08	24-10	934-2092	.446	141-392	.360	531-751	.707	1326	39.0	585	2540	74.7
	Opp	818-2015	.406	136-457	.298	403-607	.664	1205	35.4	625	2175	64.0
2008-09	24-10	911-2232	.408	125-426	.293	529-764	.692	1455	42.8	591	2476	72.8
	Opp	815-2010	.405	183-571	.320	437-622	.703	1235	36.3	643	2250	66.2
2009-10	21-10	768-1937	.396	102-406	.251	522-709	.736	1256	40.5	570	2160	69.7
	Opp	668-1736	.385	185-573	.323	426-613	.695	1142	36.8	592	1947	62.8
2010-11	19-16	811-2088	.388	138-442	.312	578-826	.700	1384	39.5	634	2338	66.8
	Opp	800-1988	.402	195-579	.337	462-662	.698	1310	37.4	687	2257	64.5
2011-12	25-11	804-2107	.382	134-475	.282	539-725	.743	1307	36.3	549	2281	63.4
	Opp	712-1896	.376	176-641	.275	348-532	.654	1365	37.9	581	1948	54.1
2012-13	16-14	653-1646	.397	117-417	.281	434-586	.741	1156	38.5	497	1857	61.9
	Opp	655-1716	.382	188-570	.330	303-449	.675	1049	35.0	522	1801	60.0



UVA BIGGEST HOME CROWDS

Att.	Opponent	Result	Date
11,895	Tennessee	\$	L, 63-77 11-22-09
11,174	North Carolina	L, 58-60 2-5-86	
8,864	NC State	W, 95-78 2-23-91	
8,715	Vanderbilt	^	W, 70-58 3-28-92
8,662	Maryland	L, 65-67 1-15-92	
8,379	Tennessee	^	L, 46-52 3-25-96
8,185	West Virginia	^	W, 103-83 3-26-92
7,300	G. Washington	^	W, 97-58 3-22-92
7,261	NC State	W, 101-70 1-11-92	
7,107	Maryland	\$	L, 74-83 2-11-07
7,034	North Carolina	W, 69-59 3-2-03	
7,001	Virginia Tech	\$	W, 70-57 1-13-08
7,001	Wake Forest	W, 57-54 2-27-05	
6,954	Florida State	L, 71-73 2-22-04	
6,938	Clemson	W, 85-52 1-18-92	
6,923	Duke	W, 97-48 3-22-92	
6,887	Florida State	W, 79-45 2-18-95	
6,516	Clemson	W, 83-64 2-26-06	
6,474	Georgia Tech	W, 79-74 1-25-92	
6,460	Florida State	W, 81-43 1-27-92	
6,450	Tennessee	W, 69-64 11-20-11	
6,379	North Carolina	W, 63-52 2-26-92	
6,281	Virginia Tech	\$	W, 69-61 2-8-09
6,264	Virginia Tech	\$	W, 55-46 2-28-10
6,200	Duke	W, 86-61 2-9-91	
6,093	SW Missouri St.	^	W, 67-63 3-19-94
5,891	Maryland	W, 56-41 2-26-95	
5,872	NC State	W, 79-73 1-17-93	
5,808	NC State	W, 60-51 2-20-00	
5,750	Maryland	W, 75-46 1-24-96	
5,740	Florida	^	W, 69-55 3-21-93
5,656	Texas	W, 77-47 12-7-91	
5,655	NC State	W, 91-66 2-9-97	
5,620	Maryland	W, 87-73 2-23-93	
5,613	Connecticut	W, 64-43 2-17-92	
5,600	Maryland	W, 76-59 1-16-91	
5,595	Florida State	W, 76-68 1-30-93	
5,569	Florida State	W, 73-55 2-21-99	
5,559	North Carolina	\$	L, 82-90 2-15-08
5,550	North Carolina	W, 83-74 2-9-94	
5,533	Fordham	W, 105-55 12-29-94	
5,500	Clemson	W, 89-62 2-16-91	
5,473	North Carolina	L, 68-79 1-18-99	
5,355	North Carolina	W, 76-73 2-11-01	
5,215	Duke	W, 78-62 1-10-95	
5,103	North Carolina	2ot L, 84-85 2-15-98	
5,085	Pennsylvania	W, 92-66 11-27-93	
5,060	NC State	W, 79-73 1-17-93	
5,045	Georgia Tech	W, 88-75 1-22-94	
5,020	Duke	W, 76-57 1-9-93	
5,000	Georgia Tech	W, 98-94 2-2-91	
5,000	North Carolina	L, 60-62 2-3-82	

^ NCAA Tournament
\$ John Paul Jones Arena

The Virginia women's basketball team averaged close to 4,000 fans per game in the 1990s. Virginia was one of the first teams in the country to consistently average over 3,000 fans per game. Below are the year-by-year attendance figures since 1982 when attendance figures were recorded for women's basketball at UVa.

Year	Games	Home	Avg.	Away	Avg.	Neutral	Avg.	Total	Avg.
1981-82	28	11,648	971	6,270	570	1,750	350	19,668	702
1982-83	28	3,794	316	13,066	1,188	6,063	1,213	22,923	819
1983-84	29	10,508	751	5,888	535	5,290	1,323	21,686	748
1984-85	29	10,072	775	14,416	1,311	3,762	752	8,322	1,321
1985-86	29	26,188	1,746	4,437	555	4,772	795	35,397	1,221
1986-77	31	12,481	892	21,696	1,669	8,700	2,175	42,877	1,383
1987-88	32	14,155	1,011	7,914	791	12,326	1,541	34,395	1,075
1988-89	31	18,039	1,127	11,574	1,052	5,830	1,458	35,443	1,143
1989-90	35	16,813	1,201	16,817	1,401	35,515	3,946	69,145	1,976
1990-91	34	57,914	3,861	34,674	3,467	33,415	3,713	126,003	3,706
1991-92	34	106,969	6,292	45,157	3,763	27,504	5,501	179,624	5,283
1992-93	32	69,134	4,609	32,194	3,219	29,960	4,280	131,288	4,103
1993-94	32	72,306	4,519	25,085	2,280	17,725	3,545	115,116	3,597
1994-95	32	66,560	4,754	40,791	3,708	26,307	3,758	133,658	4,177
1995-96	32	75,261	4,181	36,580	3,048	8,971	2,990	120,812	3,661
1996-97	31	50,264	3,590	32,549	2,504	17,703	4,251	99,816	3,220
1997-98	29	42,547	3,273	27,199	2,092	11,193	3,731	80,939	2,791
1998-99	29	51,368	3,425	24,971	2,270	19,823	6,608	96,162	3,316
1999-2000	34	55,571	3,269	21,112	1,919	23,835	3,972	100,518	2,956
2000-01	32	52,212	3,481	25,496	1,961	20,071	5,017	97,779	3,055
2001-02	30	42,051	3,004	29,035	2,420	23,835	5,959	94,921	3,164
2002-03	31	48,180	3,706	43,585	3,113	23,692	5,923	115,457	3,724
2003-04	29	45,403	3,243	21,346	1,941	12,958	3,240	79,707	2,749
2004-05	32	44,848	2,803	32,350	3,235	32,006	5,334	109,204	3,413
2005-06	32	47,282	2,956	27,390	2,490	21,800	4,360	96,472	3,015
2006-07	34	69,688	3,668	34,598	3,145	10,441	2,610	114,727	3,374
2007-08	34	58,460	3,439	39,488	3,949	19,595	2,799	117,543	3,457
2008-09	34	58,122	3,419	49,836	4,531	18,321	3,054	126,279	3,714
2009-10	31	65,506	3,853	26,211	2,621	8,354	2,088	100,071	3,228
2010-11	35	57,908	3,048	40,095	3,341	5,934	1,484	103,937	2,970
2011-12	36	63,039	3,151	24,968	2,080	15,497	3,874	103,504	2,875
2012-13	30	56,467	3,764	16,983	1,415	6,066	2,022	79,0516	2,651

ALL-TIME HOME RECORD

UNIVERSITY HALL

Year	W	L	Pct.
1973-74	5	2	.714
1974-75	5	2	.714
1975-76	7	4	.636
1976-77	7	4	.636
1977-78	4	6	.400
1978-79	8	3	.727
1979-80	13	3	.813
1980-81	11	4	.733
1981-82	10	2	.833
1982-83	9	3	.750
1983-84	13	1	.929
1984-85	11	2	.846
1985-86	13	2	.867
1986-87	14	0	1.000
1987-88	14	0	1.000
1988-89	13	3	.813
1989-90	13	1	.929
1990-91	14	1	.933
1991-92	16	1	.941
1992-93	15	0	1.000
1993-94	16	0	1.000
1994-95	14	0	1.000
1995-96	15	3	.833
1996-97	12	2	.857
1997-98	10	3	.769
1998-99	12	3	.800
1999-00	16	1	.847
2000-01	12	3	.800
2001-02	10	4	.714
2002-03	11	2	.846
2003-04	7	7	.500
2004-05	12	4	.750
2005-06	11	5	.688
U-Hall:	302	149	(30 years)

JOHN PAUL JONES ARENA

Year	W	L	Pct.
2006-07	13	6	.684
2007-08	14	3	.824
2008-09	15	2	.882
2009-10	13	4	.765
2010-11	13	6	.684
2011-12	17	3	.850
2012-13	10	5	.667
JPJA:	95-29 (seven years)		
Totals	468	110	.813



ALL-TIME RESULTS



1973-74

Head Coach—Barbara Kelly

Home 5-2, Away 5-2, Neutral 0-1

Stat Leaders: Chris Dawson 10.2 ppg, 12.8 rpg

N 30	at Mary Washington	W	37-32
D 4	at Norfolk State	W	37-33
D 12	OLD DOMINION	W	46-40
J 17	VIRGINIA COMM.	L	53-46
J 25	RAND. MACON-WC	W	44-31
J 26	NORFOLK STATE	W	43-36
F 4	VIRGINIA TECH	L	39-33
F 7	at Roanoke	L	52-34
F 13	VIRGINIA STATE	W	43-41
F 18	at Lynchburg	W	52-36
F 20	MARY WASHINGTON	W	44-23
F 21	at Emory & Henry	L	53-41
F 22	at Mary Washington	W	58-41
F 23	at Virginia State	W	37-35
F 24	vs. Virginia Comm. +	L	25-24
+ VAIW (Williamsburg, Va.)			

1974-75

Head Coach—Barbara Kelly

Home 5-2, Away 8-4, Neutral 2-1

Stat Leaders: Chris Dawson 12.7 ppg; Leslie Berens 12.6 rpg

N 19	at Hollins	W	46-26
N 21	at Mary Washington	W	50-29
N 26	at Longwood	L	53-43
D 7	NC STATE	L	57-45
D 10	at Virginia Commonwealth	L	52-47
J 16	at Roanoke	W	51-36
J 18	at Radford	L	52-44
J 21	at Eastern Mennonite	W	59-39
J 27	at Old Dominion	L	57-55
J 29	NORFOLK STATE	L	52-40
J 31	LYNCHBURG	W	58-25
F 5	VIRGINIA TECH	W	57-45
F 8	at Bridgewater	WOT	57-52
F 11	at Randolph Macon-WC	W	60-53
F 13	at Mary Baldwin	W	51-48
F 15	CLINCH VALLEY	W	61-50
F 17	at Virginia State	W	51-49
F 19	EMORY & HENRY	W	61-42
F 22	WILLIAM & MARY	W	37-33
F 27	vs. Radford +	L	57-37
F 29	vs. Longwood +	W	56-52
M 1	vs. Bridgewater +	W	54-47
+ VAIW (Lynchburg, Va.)			

1975-76

Head Coach—Dan Bonner

Home 7-4, Away 4-3, Neutral 1-2

Stat Leaders: Kathy Williams 10.2 ppg; Mimi Hoffman 7.6 rpg

D 2	at Mary Washington	W	41-19
D 4	at Randolph Macon-WC	W	47-45
D 8	at Sweet Briar	W	72-23
D 10	OLD DOMINION	W	52-38
J 12	HOLLINS	W	53-41
J 14	VIRGINIA TECH	L	48-44
J 16	at Norfolk State	L	58-43
J 20	at Bridgewater	L	47-40
J 23	EMORY & HENRY (forfeit)	W	1-0
J 24	at Radford	L	54-52
J 27	at William & Mary	W	49-46
J 31	NC STATE	L	60-38
F 5	WAKE FOREST (1)	W	71-62
F 6	NORTH CAROLINA (1)	L	49-40
F 9	VIRGINIA COMM.	L	55-47
F 12	ROANOKE	W	61-44
F 14	MARY WASHINGTON	W	60-27
F 18	JAMES MADISON	W	67-57
F 20	Virginia State +	W	57-43
F 26	Longwood +	L	69-54
F 28	vs. Virginia Comm. +	L	39-34

(1) Virginia Invitational (Charlottesville, Va.)

+ VAIW (Bridgewater, Va.)

10-5

1976-77

Head Coach—Dan Bonner

Home 7-4, Away 3-5, Neutral 0-2

Stat Leaders: Kathy Williams 12.4 ppg; Barbara Stenzel 7.4 rpg

D 1	RAND.-MACON (Ash.)	W	7-40
D 3	at Wake Forest	W	67-51
D 4	at North Carolina	L	60-54
D 7	at #20 Old Dominion	L	85-53
D 9	VIRGINIA TECH	W	54-52
J 18	at #16 NC State	L	83-55
J 22	RADFORD	L	64-39
J 26	OLD DOMINION	L	71-38
J 28	NORFOLK STATE	L	52-50
J 31	BRIDGEWATER	W	62-54
F 5	GEORGETOWN	W	60-48
F 8	at Virginia State	L	70-58
F 10	NORTH CAROLINA (1)	W	71-59
F 11	#13 MARYLAND (1)	L	79-67
F 15	at James Madison	L	88-34
F 19	WILLIAM & MARY	W	74-36
F 21	at Virginia Comm.	W	64-51
F 23	at Virginia Tech	W	67-58
F 26	LONGWOOD	W	7-56
M 3	Radford +	L	61-56
M 4	vs. Virginia Comm. +	LOT	48-47
(1) Virginia Invitational (Charlottesville, Va.)			
+ VAIW (Norfolk, Va.)			

1977-78

Head Coach—Debbie Ryan

8-17, 1-5 ACC (6th)

Home 4-6, Away 3-8, Neutral 1-3

Stat Leaders: Paula Shorten 10.2 ppg, 5.8 rpg

N 28	VIRGINIA UNION	W	54-48
D 3	at #9 Old Dominion	L	74-26
D 5	*at Duke	W	73-55
D 8	VIRGINIA STATE	L	73-66
D 20	at North Carolina (2)	L	81-58
D 21	Charleston (2)	L	76-44
J 9	VIRGINIA TECH	W	54-39
J 13	*WAKE FOREST	L	60-59
J 14	*#4 NC STATE	L	77-62
J 17	*NORTH CAROLINA	L	77-66
J 19	at Norfolk State	W	66-64
J 21	*at Clemson	L	86-58
J 23	#7 OLD DOMINION	L	71-49
J 28	at #11 St. Joseph's (Pa.)	L	91-59
J 29	at Villanova	L	64-60
F 1	*at #8 Maryland	L	69-38
F 7	at Radford	L	67-55
F 9	CLEMSON %	L	73-59
F 14	VIRGINIA COMM.	W	55-52
F 16	at Longwood	L	55-42
F 21	JAMES MADISON	W	60-49
F 24	at Bridgewater	W	56-49
M 2	vs. Longwood +	L	63-50
M 3	vs. Virginia Tech +	W	58-38
M 4	vs. Norfolk State +	L	62-54
(2) UNC Christmas Tournament (Chapel Hill, N.C.)			
+ VAIW (Norfolk, Va.)			
% ACC Tournament (Charlottesville, Va.)			
* ACC regular-season contest			

10-11

1978-79

Head Coach—Debbie Ryan

Home 8-3, Away 7-5, Neutral 1-4

Stat Leaders: Val Ackerman 16.1 ppg; Jackie LaBerge 7.4 rpg

N 28	at Randolph-Macon (Ash.)	W	75-33
N 30	GEORGE MASON	W	94-47
D 4	NORFOLK STATE	W	54-43
D 6	at #5 Old Dominion	L	79-56
D 18	at Princeton (3)	W	85-56
D 19	Northwestern (3)	L	73-49
J 6	at Campbell	L	87-79
J 8	*at Wake Forest	W	87-54
J 10	*at North Carolina	L	85-56
J 12	PENNSYLVANIA	W	84-37
J 15	at Virginia Union	W	51-41
J 17	at Virginia Tech	W	64-58
J 20	*CLEMSON	L	62-59
J 21	*#3 MARYLAND	L	78-57
J 24	*DUKE	W	68-61
J 26	RADFORD	W	60-43
J 31	*at #6 NC State	L	88-63
F 3	VILLANOVA	L	59-55
F 6	GEO. WASHINGTON	W	54-50
F 8	vs. North Carolina %	L	86-51
F 13	at Virginia Comm.	W	67-60
F 15	at James Madison	L	65-46
F 19	LONGWOOD	W	74-54
F 21	at William & Mary	W	60-45
F 23	BRIDGEWATER	W	77-52
M 1	vs. Virginia Comm. +	W	79-47
M 2	vs. James Madison +	L	73-45
M 3	vs. Radford +	L	53-49
(3) Princeton Christmas Tournament (Princeton, N.J.)			
+ VAIW (Blacksburg, Va.)			
% ACC Tournament (Raleigh, N.C.)			
* ACC regular-season contest			

1979-80

Head Coach—Debbie Ryan

Home 13-3, Away 6-5, Neutral 1-4

Stat Leaders: Melissa Mahony 15.3 ppg; Chrissy Reese 10.5 rpg

N 19	at Longwood	W	69-38
N 24	*GEORGIA TECH (4)	W	85-44
N 25	*DUKE (4)	W	74-58
N 27	VIRGINIA UNION	W	83-40
N 30	CAMPBELL	W	77-60
D 2	at Virginia State	W	76-63
D 4	at Norfolk State	L	57-53
D 17	at Temple	L	58-57
D 29	St. PETER'S	W	52-51
J 2	*WAKE FOREST	W	78-35
J 5	*NORTH CAROLINA	LOT	66-65
J 7	COLORADO	W	65-63
J 12	*at #12 Maryland	L	77-63
J 14	vs. Virginia Tech @	W	48-39
J 16	#2 OLD DOMINION	L	86-51
J 19	*at #16 Clemson	L	88-71
J 23	*at Duke	L	65-63
J 26	NAVY	W	93-67
J 29	at Radford	W	54-49
F 1	*#10 NC STATE	LOT	81-79
F 4	WILLIAM & MARY	W	87-51
F 8	vs. Clemson %	L	78-76
F 13	VIRGINIA COMM.	W	76-33
F 16	at Richmond	W	82-39
F 20	JAMES MADISON	W	78-40
F 23	at George Washington	W	55-53
F 25	at George Mason	W	71-67
F 27	VIRGINIA UNION +	W	67-56
M 2	#1 OLD DOMINION +	L	95-56
M 20	vs. Wayland Baptist &	W	67-62
M 21	vs. North Carolina &	L	68-61
M 22	vs. Drake &	L	67-53
(4) Charlottesville Tipoff Classic (Charlottesville, Va.)			
@ Richmond, Va.			
* ACC regular-season contest			
% ACC Tournament (College Park, Md.)			
+ VAIW (Charlottesville, Va.) & NIT Tourney (Amarillo, Tex.)			



ALL-TIME RESULTS



1980-81 22-10, 5-2 ACC (4th) Head Coach—Debbie Ryan

Home 11-4, Away 5-4, Neutral 6-2
Stat Leaders: Melissa Mahony 13.2 ppg; Chrissy Reese 8.0 rpg

N 21	VIRGINIA COMM. (4)	W	95-32
N 22	NAVY (4)	W	54-47
N 25	MOUNT ST. MARY'S	W	76-64
N 29	*at North Carolina	L	55-51
N 30	*at Wake Forest	W	92-51
D 2	VIRGINIA STATE	W	76-41
D 7	at Virginia Union	W	52-44
D 10	*DUKE	W	73-57
D 27	vs. Indiana (5)	W	58-56
D 28	at Queens (5)	W	61-52
D 29	vs. East Carolina (5)	W	58-52
J 3	Virginia Tech @	W	58-43
J 7	GEORGETOWN	W	72-58
J 9	WILLIAM & MARY	W	74-49
J 12	*CLEMSON	W	77-67
J 15	#4 LONG BEACH STATE	L	73-71
J 17	*at Georgia Tech	W	66-42
J 21	GEO. WASHINGTON	W	73-54
J 25	EAST CAROLINA	L	84-78
J 28	*#11 MARYLAND	W	71-57
J 31	*at #13 NC State	L	98-64
F 3	at #2 Old Dominion	L	51-36
F 9	NORFOLK STATE	W	58-57
F 13	vs. Georgia Tech%	W	61-49
F 14	vs. #12 Maryland %	L	50-74
F 18	at James Madison	W	69-60
F 22	vs. Notre Dame ^	W	68-40
F 25	#17 NC STATE	L	76-71
F 28	#14 SOUTH CAROLINA	L	71-52
M 6	Virginia Union +	L	63-58
M 7	Virginia Tech +	W	49-41
M 10	at Tennessee &	L	81-54

(4) Charlottesville Tipoff Classic (Charlottesville, Va.)
(5) Queens Tournament (Flushing, N.Y.)
@ Roanoke, Va. ^ Chicago, Ill.
% ACC Tournament (Clemson, S.C.) *ACC regular-season
+ VALIAW (Harrisonburg, Va.) &ALAW (Knoxville, Tenn.)

1981-82 17-11, 3-7 ACC (5th) Head Coach—Debbie Ryan

Home 10-2, Away 5-6, Neutral 2-3
Stat Leaders: Cathy Grimes 13.8 ppg, 8.0 rpg

N 20	FLORIDA (4)	W	64-58
N 21	MOUNT ST. MARY'S (4)	W	83-70
N 24	at UNC-Greensboro	W	78-39
N 30	AMERICAN	W	77-48
D 2	at Georgetown	W	72-57
D 5	at William & Mary	W	60-43
D 8	VIRGINIA UNION	W	67-50
D 19	DARTMOUTH	W	68-60
D 27	vs. New Hampshire (5)	L	63-62
D 28	vs. Northeastern (5)	W	53-45
D 29	vs. San Diego State (5)	W	38-34
J 2	JAMES MADISON	W	91-46
J 4	GEO. WASHINGTON	W	75-45
J 9	*at North Carolina	L	74-65
J 10	at East Carolina	L	64-62
J 14	#6 OLD DOMINION	W	77-70
J 16	*GEORGIA TECH	W	75-45
J 20	*at #6 Maryland	L	67-62
J 23	*#5 NC STATE	L	69-64
J 27	*at Duke	L	80-63
J 30	at Liberty	W	87-46
F 3	*NORTH CAROLINA	L	62-60
F 6	Virginia Tech @	L	63-56
F 10	*WAKE FOREST	W	82-48
F 13	*at Clemson	L	75-65
F 15	*at Georgia Tech	W	56-51
F 20	*at #7 NC State	L	66-55
F 26	vs. #16 Maryland %	L	72-63

(4) Charlottesville Tipoff Classic (Charlottesville, Va.)
(5) Queens Tournament (Flushing, N.Y.) @Roanoke, Va.
% ACC Tournament (Raleigh, N.C.) *ACC regular-season contest

1982-83 15-13, 4-9 ACC (6th) Head Coach—Debbie Ryan

Home 9-3, Away 4-7, Neutral 2-3
Stat Leaders: Cathy Grimes 17.1 ppg, 8.6 rpg

N 21	*GEORGIA TECH	W	80-59
N 29	UNC-GREENSBORO	W	92-50
N 30	at George Washington	W	76-57
D 3	VIRGINIA COMM. (6)	W	86-37
D 4	MOUNT ST. MARY'S (6)	W	68-62
D 9	at Richmond	W	78-63
D 17	vs. Georgia State (7)	W	61-60
D 18	vs. Tennessee Tech (7)	W	70-67
D 19	vs. Ohio State (7)	L	74-63
D 30	*at Duke	L	73-63
J 2	E. TENNESSEE STATE	WOT	70-65
J 5	*at #3 Maryland	L	90-75
J 8	VIRGINIA TECH	W	70-66
J 12	*at #20 NC State	L	67-55
J 15	*NORTH CAROLINA	WOT	78-74
J 19	at #6 Old Dominion	L	99-48
J 22	*CLEMSON	L	76-71
J 28	*at Wake Forest	W	79-69
F 2	*#5 MARYLAND	L	73-62
F 5	*DUKE	W	66-63
F 9	at James Madison	W	56-51
F 12	*at #20 North Carolina	L	88-78
F 14	*at Georgia Tech	L	55-54
F 17	GEORGE MASON	W	83-54
F 20	#18 Rutgers @	L	67-63
F 23	*at Clemson	LOT	86-84
F 26	*#16 NC STATE	L	84-69
M 4	#7 Maryland %	L	70-63

(6) Shoney's Cavalier Classic (Charlottesville, Va.)
(7) South Florida Invitational (Tampa, Fla.) @Meadowlands, N.J.
(8) ACC Tournament (Fayetteville, N.C.)
% ACC regular-season contest

1983-84 22-7, 11-3 ACC (1st) Head Coach—Debbie Ryan

ACC Regular-Season Champions
Home 13-1, Away 7-4, Neutral 2-2
Stat Leaders: Cathy Grimes 18.6 ppg, 9.6 rpg

N 22	at George Mason	W	86-53
N 29	*at Duke	W	72-58
D 2	SCRANTON (6)	W	110-50
D 3	#15 PENN STATE (6)	W	88-69
D 7	*at Wake Forest	W	78-69
D 17	LIBERTY	W	81-37
D 19	at E. Tennessee State	WOT	71-68
D 29	at Boston College (8)	W	58-46
D 30	#10 Old Dominion (8)	L	79-50
J 4	Virginia Tech @	W	88-70
J 5	*#18 CLEMSON	W	83-75
J 8	JAMES MADISON	W	57-52
J 12	*#16 NC STATE	W	75-64
J 14	*at North Carolina	L	85-72
J 17	RICHMOND	W	79-55
J 21	*at #14 Clemson	W	77-76
J 23	*at Georgia Tech	W	75-65
J 26	#18 OLD DOMINION	L	74-58
J 31	*#16 MARYLAND	W	77-61
F 4	*DUKE	W	82-55
F 9	*#15 NORTH CAROLINA	W	88-72
F 11	*WAKE FOREST	W	82-66
F 15	*at #19 Maryland	L	82-51
F 18	*GEORGIA TECH	W	89-50
F 21	GEO. WASHINGTON	W	78-57
F 25	*at #15 NC State	L	70-66
M 2	vs. Georgia Tech %	W	75-58
M 3	vs. North Carolina %	L	96-68
M 17	at #16 NC State \$	L	86-73

@ Roanoke, Va.
(6) Shoney's Cavalier Classic (Charlottesville, Va.)
(8) Nike-Boston College Christmas Classic (Boston, Mass.)
% ACC Tournament (Fayetteville, N.C.)
* ACC regular-season contest \$NCAA Tournament

1984-85 21-8, 9-5 ACC (3rd) Head Coach—Debbie Ryan

Home 11-2, Away 6-5, Neutral 4-1
Stat Leaders: Nancy Mayer 12.1 ppg; Cathy Grimes 6.4 rpg

N 24	MAINE	W	115-57
N 27	GEORGE MASON	W	87-49
N 30	*at Wake Forest	W	77-66
D 4	at #1 Old Dominion	L	80-58
D 7	VIRGINIA COMM. (9)	W	81-46
D 8	UNC-CHARLOTTE (9)	W	57-56
D 20	at South Carolina	W	70-68
D 28	vs. Memphis State (10)	W	81-69
D 29	vs. Cleveland State (10)	W	99-59
D 31	vs. Illinois (10)	W	74-51
J 5	*at Duke	W	75-58
J 10	*at NC State	L	71-46
J 13	*NORTH CAROLINA	WOT	64-62
J 16	VIRGINIA TECH	W	62-74
J 19	*at Clemson	L	75-67
J 21	*at Georgia Tech	W	71-47
J 26	*WAKE FOREST	W	73-53
J 30	*at Maryland	W	63-50
F 2	*DUKE	W	74-66
F 5	*at North Carolina	L	77-75
F 9	LOUISVILLE	W	74-60
F 10	at James Madison	W	57-49
F 13	*MARYLAND	W	65-61
F 16	*GEORGIA TECH	W	97-67
F 20	*CLEMSON	L	66-63
F 23	*NC STATE	L	78-70
M 1	vs. Maryland %	W	64-53
M 2	vs. North Carolina %	L	76-55
M 16	at #13 Tennessee \$	L	65-55

(9) Investors' Classic (Charlottesville, Va.)
(10) Women's Court Classic (Coral Gables, Fla.)
% ACC Tournament (Fayetteville, N.C.)
* ACC regular-season contest \$NCAA Tournament

1985-86 26-3, 13-1 ACC (1st) Head Coach—Debbie Ryan

ACC Regular-Season Champions
Home 13-2, Away 7-0, Neutral 6-1
Stat Leaders: Daphne Hawkins 17.0 ppg; Trina Thomas 5.9 rpg

N 22	JAMES MADISON	W	71-57
N 24	*GEORGIA TECH	W	86-52
N 29	vs. #8 Auburn (11)	W	84-71
N 30	vs. Mercer (11)	W	93-52
D 3	#13 OLD DOMINION	W	86-71
D 6	WISCONSIN (9)	W	82-59
D 7	NORTHEASTERN (9)	W	61-42
D 10	Virginia Tech @	W	87-58
D 21	SOUTH CAROLINA	W	85-58
D 28	vs. Rhode Island (12)	W	80-57
D 29	at Syracuse (12)	W	84-61
J 4	UNC-CHARLOTTE	W	88-65
J 7	*#18 NC STATE	W	65-64
J 11	*at Clemson	WOT	96-89
J 13	#13 RUTGERS	W	75-63
J 18	*#20 DUKE	W	90-76
J 21	*at Wake Forest	W	75-42
J 25	*at #5 North Carolina	W	84-79
J 28	*MARYLAND	W	73-47
F 1	*at #18 Duke	W	81-67
F 5	*#15 NORTH CAROLINA	L	60-58
F 8	*at Maryland	W	80-75
F 12	*WAKE FOREST	W	66-59
F 15	*at Georgia Tech	W	82-64
F 19	*at NC State	W	70-62
F 22	*CLEMSON	W	90-79
M 1	vs. Georgia Tech %	W	90-64
M 2	vs. Maryland %	L	93-68
M 15	#17 JAMES MADISON \$	L	71-62

(9) Investors' Classic (Charlottesville, Va.) (11) Sunshine Classic (Orlando, Fla.)
(12) Carrier Classic (Syracuse, N.Y.) @Roanoke, Va.
% ACC Tournament (Fayetteville, N.C.)
* ACC regular-season contest \$NCAA Tournament



ALL-TIME RESULTS



1986-87 26-5, 12-2 ACC (1st)

Head Coach—Debbie Ryan

ACC Regular-Season Champions

Home 14-0, Away 9-4, Neutral 3-1

Stat Leaders: Daphne Hawkins 13.7 ppg; Laurie Carter 5.6 rpg

N 29	DUQUESNE	W	99-36
D 2	at #18 Old Dominion	W	75-59
D 5	MICHIGAN (9)	W	74-39
D 6	ST JOHN'S (9)	W	78-42
D 9	VIRGINIA TECH	W	73-43
D 11	at #15 James Madison	W	59-52
D 20	#2 LOUISIANA TECH	W	77-66
D 29	vs. #18 Illinois (13)	W	97-71
D 30	at Stanford (13)	W	69-66
J 1	at Univ. of Pacific	W	101-79
J 5	*#15 NC STATE	W	75-57
J 7	*WAKE FOREST	W	105-58
J 10	*NORTH CAROLINA	W	81-66
J 13	at #5 Rutgers	L	81-58
J 17	*at Georgia Tech	W	76-66
J 21	*at North Carolina	W	73-63
J 24	*DUKE	W	71-43
J 28	*at Maryland	W	63-61
J 31	*at Clemson	W	83-77
F 2	*at Wake Forest	W	70-61
F 7	*at #13 NC State	L	70-69
F 11	*GEORGIA TECH	W	78-56
F 14	*CLEMSON	W	82-66
F 16	DEPAUL	W	82-49
F 19	*MARYLAND	W	71-61
F 21	*at Duke	L	77-76
F 28	vs. Wake Forest %	W	70-56
M 1	vs. Maryland %	W	76-59
M 2	vs. #16 NC State %	L	57-56
M 15	MEMPHIS STATE \$	W	76-75
M 19	at #7 Tennessee \$ @	L	66-58

(9) Investors' Classic (Charlottesville, Va.)
 (13) Cardinal Classic (Stanford, Calif.)
 % ACC Tournament (Fayetteville, N.C.) *ACC regular-season contest
 \$ NCAA Tournament @NCAA Mid-east Regional (Knoxville, Tenn.)

1987-88 27-5, 12-2 ACC (1st)

Head Coach—Debbie Ryan

ACC Regular-Season Champions

Home 14-0, Away 9-2, Neutral 4-3

Stat Leaders: Daphne Hawkins 18.5 ppg; Dawn Bryant 8.6 rpg

N 28	AMERICAN	W	91-62
D 1	#20 OLD DOMINION	W	57-55
D 4	ALABAMA (9)	W	81-58
D 5	SYRACUSE (9)	W	87-50
D 8	at Virginia Tech	W	74-57
D 11	at Penn State	W	59-54
D 28	at Miami (Fla.) (14)	W	78-69
D 29	vs. #5 Iowa (14)	L	75-59
D 30	vs. #8 Rutgers (14)	W	80-73
J 4	NOTRE DAME	W	79-59
J 6	*WAKE FOREST	W	70-61
J 9	at DePaul	W	75-63
J 12	*#14 MARYLAND	W	84-66
J 16	*NC STATE	W	87-59
J 20	*GEORGIA TECH	W	90-69
J 23	*at #13 Duke	W	72-49
J 27	#20 JAMES MADISON	W	81-69
J 30	*at North Carolina	W	81-73
F 3	*at #12 Maryland	L	83-79
F 6	*CLEMSON	W	67-64
F 10	*at #16 Wake Forest	W	81-67
F 13	*at NC State	W	88-68
F 17	*NORTH CAROLINA	W	64-57
F 20	*at Clemson	L	85-77
F 25	*at Georgia Tech	W	91-68
F 27	*DUKE	W	79-67
M 5	vs. NC State %	W	82-64
M 6	vs. Clemson %	W	66-57
M 7	vs. #10 Maryland %	L	76-70
M 19	ST. JOHN'S \$	W	85-64
M 24	#8 Rutgers \$ @	W	89-75
M 26	#1 Tennessee \$ @	L	84-76

(9)	Investors' Classic (Charlottesville, Va.)
(14)	Burger King/Orange Bowl Classic (Miami, Fla.)
%	ACC Tournament (Fayetteville, N.C.) *ACC regular-season contest
\$	NCAA Tournament @NCAA East Regional (Norfolk, Va.)

1988-89 21-10, 8-6 ACC (4th)

Head Coach—Debbie Ryan

Home 13-3, Away 6-5, Neutral 2-2

Stat Leaders: Dawn Staley 18.5 ppg; Dawn Bryant 7.7 rpg

N 26	ST. PETER'S	W	75-53
N 29	VIRGINIA TECH	W	75-73
D 2	ARIZONA (9)	W	87-58
D 3	GEORGETOWN (9)	W	107-44
D 6	at Old Dominion	L	87-68
D 10	at #3 Louisiana Tech	L	88-66
D 20	at Richmond	W	65-63
D 28	vs. Fordham (15)	W	98-86
D 29	at Villanova (15)	W	69-50
J 2	BUCKNELL	W	81-48
J 5	PENN STATE	W	85-76
J 7	*#20 DUKE	W	78-66
J 8	LIBERTY	W	102-61
J 11	*at #20 Clemson	W	64-63
J 14	*#19 NC STATE	L	103-86
J 18	*NORTH CAROLINA	W	92-64
J 21	*at Georgia Tech	L	105-80
J 24	*at #7 Maryland	L	86-73
J 28	*WAKE FOREST	W	80-74
F 1	*at North Carolina	W	87-79
F 4	*GEORGIA TECH	W	91-74
F 8	*at Wake Forest	W	94-76
F 11	*at Duke	W	99-81
F 15	*MARYLAND	LOT	104-99
F 18	*CLEMSON	L	93-84
F 21	VIRGINIA COMM.	W	77-61
F 25	*at #15 NC State	L	78-56
M 4	Wake Forest %	WOT	68-67
M 5	#5 Maryland %	L	89-66
M 19	WEST VIRGINIA \$	W	81-68
M 23	vs. #1 Tennessee \$ @	L	80-47

(9) Investors' Classic (Charlottesville, Va.)
 (15) Wildcat Classic (Villanova, Pa.)
 % ACC Tournament (Fayetteville, N.C.) *ACC regular-season contest
 \$ NCAA Tournament @NCAA East Regional (Bowling Green, Ky.)

1989-90 29-6, 11-3 ACC (2nd)

Head Coach—Debbie Ryan

ACC Tournament Champions

Final Four

Stat Leaders: Dawn Staley 17.9 ppg; Heather Burge 6.7 rpg and Dawn Staley 6.7 rpg

N 24	vs. Southern Illinois (16)	W	81-60
N 25	vs. #22 Vanderbilt (16)	W	76-74
N 26	at Hawaii (16)	L	88-78
D 1	HOLY CROSS (9)	W	72-71
D 2	#9 UNLV (9)	W	74-73
D 6	#18 OLD DOMINION	W	86-70
D 9	at James Madison	W	67-55
D 19	AUGUSTA	W	76-38
D 20	RICHMOND	W	76-62
D 28	vs. #13 Auburn (17)	W	61-59
D 29	at Rutgers (17)	WOT	72-71
J 3	at Virginia Tech	W	79-77
J 6	at Penn State	L	90-77
J 10	*#14 MARYLAND	W	82-79
J 11	MORGAN STATE	W	96-52
J 14	*at #12 NC State	W	70-66
J 16	*at Duke	L	84-74
J 20	*GEORGIA TECH	W	97-77
J 22	*at North Carolina	W	81-63
J 27	*WAKE FOREST	W	58-55
J 31	*CLEMSON	W	67-64
F 3	*at Georgia Tech	W	94-65
F 7	*at Wake Forest	W	62-61
F 10	*DUKE	W	86-62
F 15	*NORTH CAROLINA	W	95-46
F 17	*at Clemson	W	71-63
F 21	*at Maryland	L	63-60

F 24	*#9 NC STATE	L	77-64
M 3	vs. Georgia Tech %	W	73-65
M 4	vs. Clemson %	W	84-66
M 5	vs. #9 NC State %	WOT	67-64
M 17	PENN STATE \$	W	85-64
M 22	vs. #18 Providence \$ @	W	77-71
M 24	vs. #4 Tennessee \$ @	WOT	79-75
M 30	vs. #2 Stanford \$ FF	L	75-66

(9) Investors' Classic (Charlottesville, Va.)
 (16) Wahine Classic (Honolulu, Hawaii)
 (17) Bell Atlantic Tournament (New Brunswick, N.J.)
 % ACC Tournament (Fayetteville, N.C.) *ACC regular-season contest
 \$ NCAA Tournament @NCAA East Regional (Norfolk, Va.)
 FF Final Four (Knoxville, Tenn.)

1990-91 31-3, 14-0 ACC (1st)

Head Coach—Debbie Ryan

ACC Regular-Season Champions

Final Four

Home 14-1, Away 10-0, Neutral 7-2

Stat Leaders: Tonya Cardoza 15.5 ppg; Tonya Cardoza and Dawn Staley 6.1 rpg

N 24	at St. Peter's	W	91-59
N 28	VIRGINIA TECH	W	93-44
D 1	at #12 Texas	W	80-74
D 4	at Old Dominion	W	90-59
D 7	LAFAYETTE (18)	W	103-41
D 8	FLORIDA STATE (18)	W	92-77
D 19	ST. FRANCIS	W	102-45
D 20	MORGAN STATE	W	96-37
D 28	vs. Fla. International (19)	W	78-46
D 29	vs. Michigan State (19)	W	91-74
D 30	vs. Kansas (19)	W	97-51
J 3	#4 PENN STATE	L	73-71
J 5	*at Duke	W	92-56
J 9	*at #12 Clemson	W	81-75
J 12	*at #3 NC State	W (3ot)	123-120
J 16	*MARYLAND	W	76-59
J 19	*at Georgia Tech	W	98-72
J 24	*at Wake Forest	W	87-70
J 26	ST. JOHN'S	W	90-51
J 29	*at North Carolina	W	92-67
F 2	*GEORGIA TECH	W	98-94
F 6	*NORTH CAROLINA	W	97-60
F 9	*DUKE	W	86-61
F 14	*WAKE FOREST	W	98-66
F 16	*#23 CLEMSON	W	89-62
F 20	*at Maryland	W	111-74
F 23	*#7 NC STATE	W	95-78
M 2	vs. North Carolina %	W	90-69
M 3	vs. Clemson %	L	65-62
M 17	#14 S. F. AUSTIN \$	W	74-72
M 21	vs. #25 Oklahoma St. \$ @	W	76-61
M 23	vs. #24 Lamar \$ @	W	85-70
M 30	vs. #13 Connecticut \$ FF	W	61-55
M 31	vs. #4 Tennessee \$ FF	L (ot)	70-67

(18) Cavalier Classic (Charlottesville, Va.)
 (19) Pepsi-Church's Holiday Classic (Miami, Fla.)
 % ACC Tournament (Fayetteville, N.C.) *ACC regular-season contest
 \$ NCAA Tournament @NCAA Midwest Regional (Austin, Texas)
 FF Final Four (New Orleans, La.)



ALL-TIME RESULTS



1991-92 32-2, 15-1 ACC (1st) Head Coach—Debbie Ryan

ACC Regular-Season Champions ACC Tournament Champions Final Four

Home 16-1, Away 12-0, Neutral 4-1

Stat Leaders: Heather Burge 17.2 ppg, 8.4 rpg

N 22	FAIRFIELD (18)	W	110-64
N 23	WEST VIRGINIA (18)	W	92-63
N 26	CANISIUS	W	92-36
N 30	at Temple	W	81-52
D 4	at Richmond	W	88-61
D 7	#13 TEXAS	W	77-47
D 19	VIRGINIA COMM.	W	101-55
D 28	at UCLA (20)	W	77-55
D 29	vs. Southern Cal (20)	W	71-52
J 3	*at Florida State	W	87-60
J 5	at #17 Auburn	W	77-70
J 8	*at North Carolina	W	83-68
J 11	*#12 NC STATE	W	101-70
J 15	*#3 MARYLAND	L	67-65
J 18	*#17 CLEMSON	W	85-52
J 22	*at Wake Forest	W	78-44
J 25	*GEORGIA TECH	W	79-74
J 27	*FLORIDA STATE	W	81-43
F 1	*at Duke	W	81-54
F 5	*WAKE FOREST	W	78-55
F 8	*at Georgia Tech	W	86-62
F 11	*at #1 Maryland	W	75-74
F 15	*DUKE	W	93-48
F 17	CONNECTICUT	W	64-43
F 22	*at #19 Clemson	W	85-81
F 26	*NORTH CAROLINA	W	65-52
F 29	*at NC State	W	76-74
M 7	vs. Duke %	W	81-55
M 8	vs. North Carolina %	W	74-55
M 9	vs. Georgia Tech %	W	70-69
M 22	#16 GEO. WASHINGTON \$	W	97-58
M 26	#14 WEST VIRGINIA \$ @	W	103-83
M 28	#13 VANDERBILT \$ @	W	70-58
A 4	vs. #3 Stanford \$ FF	L	66-65

(18) Cavalier Classic (Charlottesville, Va.)
(20) LA Gear Classic (Los Angeles, Calif.)
% ACC Tournament (Rock Hill, S.C.) *ACC regular-season contest
\$ NCAA Tournament @NCAA East Regional (Charlottesville, Va.)
FF Final Four (Los Angeles, Calif.)

1992-93 26-6, 13-3 ACC (1st) Head Coach—Debbie Ryan

ACC Regular-Season Champions ACC Tournament Champions

Home 15-0, Away 6-4, Neutral 5-2

Stat Leaders: Heather Burge 19.1 ppg, 7.7 rpg

D 1	TEMPLE	W	74-30
D 4	WILLIAM & MARY (21)	W	82-40
D 5	ST. JOSEPH'S (Pa.) (21)	W	64-53
D 8	at Virginia Tech	W	93-59
D 10	MORGAN STATE	W	110-49
D 12	VIRGINIA COMM.	W	94-53
D 21	RICHMOND	W	93-66
D 29	vs. UNC-Charlotte (22)	W	77-74
D 30	vs. #2 Vanderbilt (22)	L	66-62
J 2	at #13 Ohio State	L	91-84
J 6	*at Florida State	W	78-66
J 9	*DUKE	W	76-57
J 13	*at Clemson	L	61-60
J 17	*NC STATE	W	79-73
J 20	*at #5 Maryland	L	70-66
J 23	*at #24 Georgia Tech	W	107-81
J 27	*at Wake Forest	W	82-78
J 30	*FLORIDA STATE	W	76-68
F 3	*at #16 North Carolina	L	72-65
F 5	*GEORGIA TECH	W	88-53
F 9	*#12 NORTH CAROLINA	W	73-67
F 13	*at Duke	W	97-61
F 17	*WAKE FOREST	W	87-67
F 20	*#20 CLEMSON	W	87-70

F 23	*#12 MARYLAND	W	87-73
F 27	*at NC State	W	76-75
M 6	vs. Wake Forest %	W	74-46
M 7	vs. Clemson %	WOT	79-71
M 8	vs. #12 Maryland %	W3OT	106-103
M 21	FLORIDA \$	W	69-55
M 25	vs. #21 Georgetown \$ @	W	77-57
M 27	vs. #3 Ohio State \$ @	L	75-73

(21) Coca Cola/Holiday Inn Classic (Charlottesville, Va.)
(22) Takit to Court Super Shootout (Hilton Head, S.C.)
% ACC Tournament (Rock Hill, S.C.) *ACC regular-season contest
\$ NCAA Tournament @NCAA East Regional (Richmond, Va.)

1993-94 27-5, 15-1 ACC (1st) Head Coach—Debbie Ryan

ACC Regular-Season Champions

Home 15-0, Away 6-4, Neutral 5-2

Stat Leaders: Heather Burge 19.1 ppg, 7.7 rpg

N 27	PENNSYLVANIA	W	92-66
N 28	ROBERT MORRIS	W	86-59
D 3	MARSHALL (21)	W	105-73
D 4	TOLEDO (21)	W	95-64
D 8	VIRGINIA TECH	W	78-66
D 11	at #15 Connecticut	L	74-63
D 21	*FLORIDA STATE	W	86-56
D 29	CREIGHTON	W	63-60
D 30	at St. Joseph's	L	71-56
J 3	*CLEMSON	W	69-65
J 8	OHIO STATE	W	68-65
J 12	*at North Carolina	W	77-75
J 15	*at N.C. State	W	70-44
J 18	*MARYLAND	W	68-56
J 22	*GEORGIA TECH	W	88-75
J 25	*at Duke	W	87-66
J 29	*WAKE FOREST	W	80-55
J 31	at Va. Commonwealth	W	76-46
F 4	*at Florida State	W	59-50
F 6	*at Georgia Tech	W	82-54
F 9	*NORTH CAROLINA	W	83-74
F 12	*DUKE	W	73-60
F 15	*at Wake Forest	W	62-54
F 19	*at Clemson	L	70-61
F 27	*NC STATE	W	81-58
M 5	*vs. Wake Forest %	W	73-54
M 6	*vs. Maryland %	W	63-45
M 7	*vs. North Carolina %	L	77-60
M 16	LOYOLA \$	W	72-47
M 19	SW MISSOURI STATE \$	W	67-63
M 24	vs. Southern Cal @	L	85-66

(21) Coca Cola/Holiday Inn Classic (Charlottesville, Va.)
(22) Takit to Court Super Shootout (Hilton Head, S.C.)
% ACC Tournament (Rock Hill, S.C.) *ACC regular-season contest
\$ NCAA Tournament @NCAA East Regional Fayetteville, Ark.)

1994-95 27-5, 16-0 ACC (1st) Head Coach—Debbie Ryan

ACC Regular-Season Champions

Home 14-0, Away 9-2, Neutral 4-3

Stat Leaders: Wendy Palmer 17.6 ppg, 10.5 rpg

N 25	vs. #16 Kansas (16)	L	86-84
N 26	vs. Arizona (16)	W	60-56
N 27	vs. Tennessee Tech (16)	W	75-54
D 3	RIDER	W	115-60
D 4	AMERICAN	W	89-38
D 9	vs. #1 Tennessee (24)	L	84-73
D 10	at Richmond (24)	W	78-50
D 20	RADFORD	W	88-48
D 29	FORDHAM	W	105-55
J 1	*at Clemson	W	76-67
J 5	*WAKE FOREST	W	96-39
J 7	*at NC State	W	81-73
J 10	*DUKE	W	78-62
J 13	at Virginia Tech	L	69-62
J 17	*at Florida State	W	76-60
J 21	*GEORGIA TECH	W	73-53

J 25	*at Maryland	W	82-48
J 28	*CLEMSON	W	78-55
J 31	*#5 NORTH CAROLINA	W	80-64
F 3	*at Wake Forest	W	88-58
F 5	*at #5 North Carolina	W	88-78
F 9	*NC STATE	W	80-68
F 12	*at Duke	W	67-61
F 18	*FLORIDA STATE	W	79-45
F 20	*at Georgia Tech	W	61-53
F 26	*MARYLAND	W	56-41
M 3	vs. Maryland %	W	68-46
M 4	vs. #22 Duke %	LOT	83-82
M 16	DARTMOUTH \$	W	71-68
M 18	#17 FLORIDA \$	W	72-67
M 23	vs. #8 Louisiana Tech \$ @	W	63-62
M 25	at #1 Connecticut \$ @	L	67-63

(16) Wahine Classic (Honolulu, Hawaii)
(24) Central Fidelity Classic (Richmond, Va.)
% ACC Tournament (Rock Hill, S.C.) *ACC regular-season contest
\$ NCAA Tournament @NCAA East Regional (Storrs, Conn.)

1995-96 26-7, 13-3 ACC (1st) Head Coach—Debbie Ryan

ACC Regular-Season Champions

Home 15-3, Away 9-3, Neutral 2-1

Stat Leaders: Tora Suber 17.6 ppg; Wendy Palmer 11.2 rpg

N 19	at #6 Tennessee (25)	L	78-51
N 25	PITTSBURGH	W	103-56
N 29	CLEVELAND ST.	W	120-53
D 2	#6 GEORGIA	W	94-65
D 6	VIRGINIA TECH	W	80-38
D 9	at #4 Vanderbilt	L	72-65
D 19	NORTHEASTERN	W	81-20
D 20	COPPIN ST.	W	87-42
D 29	at UCLA (26)	W	77-55
D 30	Southern California (26)	W	78-68
J 2	*CLEMSON	L	63-59
J 4	*at Wake Forest	W	80-70
J 8	*at #6 Duke	W	61-60
J 12	*#13 NC STATE	W	77-69
J 13	at Rider	W	79-44
J 16	*FLORIDA STATE	W	91-58
J 20	*at Georgia Tech	W	79-58
J 24	*MARYLAND	W	75-46
J 28	*at #18 Clemson	L	57-45
J 31	*NORTH CAROLINA	W	87-71
F 7	*at #15 NC State	W	72-60
F 10	*#14 DUKE	L	72-69
F 12	*at North Carolina	W	83-70
F 16	*at Florida State	W	81-40
F 19	*WAKE FOREST	W	77-55
F 20	*GEORGIA TECH	W	80-62
F 24	*at Maryland	W	77-53
M 1	vs. Florida State %	W	83-50
M 2	vs. #22 Clemson %	L	75-67
M 15	MANHATTAN \$	W	100-55
M 17	GEO. WASHINGTON \$	W	62-43
M 23	#6 OLD DOMINION \$ @	W	72-60
M 25	#4 TENNESSEE \$ @	L	52-46

(25) State Farm Hall of Fame Classic (Knoxville, Tenn.)
(26) ACC/Pac 10 Challenge (Los Angeles, Calif.)
% ACC Tournament (Rock Hill, S.C.) *ACC regular-season contest
\$ NCAA Tournament @NCAA East Regional (Charlottesville, Va.)



ALL-TIME RESULTS



1996-97 23-8, 12-4 ACC (2nd) Head Coach—Debbie Ryan

Home 12-2, Away 9-4, Neutral 2-2

Stat Leaders: Tora Suber 14.9 ppg; DeMya Walker 7.5 rpg

N 22	at Pittsburgh	W	64-55
N 24	at American	L	69-67
N 26	ST. FRANCIS (Pa.)	W	71-33
D 1	#7 VANDERBILT	W	65-49
D 4	at #5 Georgia	L	77-56
D 7	*WAKE FOREST	W	73-57
D 19	RIDER	W	96-41
D 20	NC A & T	W	82-36
D 29	vs. Alabama State (27)	W	106-21
D 30	at Fla. International (27)	W	85-64
J 4	*#21 CLEMSON	L	58-44
J 6	*#14 DUKE	W	62-55
J 9	*MARYLAND	W	60-42
J 11	*at #11 NC State	W	64-62
J 16	*GEORGIA TECH	W	74-53
J 19	*at Florida State	W	67-57
J 22	*at Wake Forest	W	74-43
J 27	*#6 NORTH CAROLINA	L	75-71
J 29	*at #17 Clemson	W	75-65
F 3	*at Maryland	W	73-49
F 6	at Virginia Tech	W	90-41
F 9	*NC State	W	91-66
F 13	*at Georgia Tech	L	72-60
F 16	*FLORIDA STATE	W	73-44
F 19	*at #22 Duke	W	86-56
F 23	*at #4 North Carolina	L	70-65
F 28	vs. Georgia Tech %	W	77-63
M 1	vs. #22 Clemson %	LOT	77-75
M 14	Troy State \$	W	96-74
M 16	UTAH \$	W	65-46
M 22	vs. #3 Stanford \$ @	L	91-69

(27) Florida International Holiday Classic (Miami, Fla.)

% ACC Tournament (Charlotte, N.C.) *ACC regular-season contest

\$ NCAA Tournament @NCAA West Regional (Missoula, Mont.)

1997-98 19-10, 9-7 ACC (5th) Head Coach—Debbie Ryan

Home 10-3, Away 8-5, Neutral 1-2

Stat Leaders: DeMya Walker 16.3 ppg, 8.4 rpg

N 16	WILLIAM & MARY	W	71-57
N 21	KENT	W	67-54
N 23	WEST VIRGINIA	W	59-58
N 25	VIRGINIA TECH	W	64-49
N 29	at Virginia Comm.	W	61-54
D 3	at St. Francis (Pa.)	W	79-60
D 6	*at Georgia Tech	L	84-65
D 8	MT. ST. MARY'S	W	63-37
D 28	at California	W	81-66
D 30	at Santa Clara	W	62-60
J 2	*FLORIDA STATE	W	75-62
J 5	*at Clemson	L	74-67
J 8	*MARYLAND	W	86-60
J 11	*#17 NC STATE	L	67-59
J 15	*at #7 North Carolina	W3OT	105-100
J 18	*WAKE FOREST	W	65-55
J 23	*at #24 Duke	L	93-66
J 27	#3 Old Dominion +	L	80-51
J 30	*GEORGIA TECH	W	93-57
F 1	*at Florida State	WOT	83-76
F 5	*#22 CLEMSON	W	72-55
F 9	*at Maryland	W	47-45
F 12	*at #11 NC State	L	70-63
F 15	*#5 NORTH CAROLINA	L2OT	84-85
F 18	*at Wake Forest	W	60-51
F 22	*#11 DUKE	LOT	85-78
F 27	vs. #10 North Carolina %	L	76-56
M 13	vs. Southern Methodist \$	W	77-68
M 15	at #9 Arizona \$	L	94-77

+ Richmond, Va.

% ACC Tournament (Charlotte, N.C.)

* ACC regular-season contest

\$ NCAA Tournament (Tucson, Ariz.)

1998-99 20-9, 12-4 ACC (2nd) Head Coach—Debbie Ryan

Home 12-3, Away 7-4, Neutral 1-2

Stat Leaders: DeMya Walker 15.0 ppg, 8.5 rpg

N 15	at West Virginia	W	85-72
N 22	at Arkansas State	L	86-77
N 24	VIRGINIA COMM.	W	99-57
N 28	CALIFORNIA	W	70-55
N 30	at Virginia Tech	L	81-65
D 4	*WAKE FOREST	W	65-45
D 11	TOWSON	W	102-44
D 21	RADFORD	W	96-56
D 28	BROWN (28)	W	111-49
D 29	AUBURN (28)	L	79-61
J 2	*at #10 Clemson	WOT	67-66
J 4	*at #13 Duke	L	84-68
J 9	*MARYLAND	W	69-63
J 11	*at NC State	W	60-46
J 14	*GEORGIA TECH	W	82-62
J 18	*at #7 North Carolina	L	79-68
J 22	*at Florida State	W	80-71
J 24	BAYLOR	W	80-51
J 28	*at Wake Forest	W	81-50
J 31	*#15 CLEMSON	W	75-55
F 4	*#9 DUKE	L	66-56
F 8	*at Maryland	W	69-55
F 10	*NC STATE	W	67-53
F 14	*#14 NORTH CAROLINA	LOT	82-80
F 18	*at Georgia Tech	W	86-73
F 21	*FLORIDA STATE	W	73-55
F 27	vs. Wake Forest %	W	71-67
F 28	vs. #13 North Carolina %	L	83-70
M 12	vs. #18 Penn State \$	L	82-69

(28) Nationwide Cavalier Classic (Charlottesville, Va.)

% ACC Tournament (Charlotte, N.C.) *ACC regular-season contest

\$ NCAA Tournament (Ruston, La.)

1999-00 25-9, 13-3 ACC (1st) Head Coach—Debbie Ryan

ACC Regular-Season Champions

Home 16-1, Away 6-5, Neutral 3-3

Stat Leaders: Schuye LaRue, 14.4 ppg, 8.0 rpg

N 21	ST. JOSEPH'S	L	73-61
N 26	vs. Grambling (16)	W	100-79
N 27	vs. Texas (16)	L	78-73
N 28	vs. Washington (16)	W	85-64
D 2	at William & Mary	W	71-42
D 5	*at #22 Duke	L	83-62
D 7	LOYOLA	W	77-63
D 10	at #21 Old Dominion	L	86-65
D 20	VIRGINIA TECH	W	67-62
D 27	SIENA	W	83-43
D 29	BUTLER (28)	W	88-54
D 30	SYRACUSE (28)	W	70-59
J 3	*GEORGIA TECH	W	83-70
J 6	*#9 NORTH CAROLINA	W	87-68
J 9	*at Florida State	W	76-73
J 15	*MARYLAND	W	76-68
J 17	*at #3 NC State	W	80-73
J 20	*CLEMSON	W2OT	77-74
J 24	at Kent	L	85-74
J 27	*at Wake Forest	W	58-47
J 30	*#9 DUKE	W	61-49
F 3	*at Georgia Tech	W	66-65
F 7	*at North Carolina	LOT	66-63
F 10	*FLORIDA STATE	W	74-59
F 13	ARKANSAS STATE	W	57-55
F 17	*at Clemson	W	72-63
F 20	*#7 NC STATE	W	60-51
F 24	*at Maryland	L	76-71
F 27	*WAKE FOREST	W	77-71
M 3	vs. Wake Forest %	W	72-47
M 5	vs. North Carolina %	L	67-63
M 17	PEPPERDINE \$	W	74-62
M 19	#17 BOSTON COLLEGE \$	W	74-70
M 25	vs. #2 Tennessee \$ @	L	77-56

(16) Wahine Classic (Honolulu, Hawaii)

(28) Nationwide Cavalier Classic (Charlottesville, Va.)

% ACC Tournament (Greensboro, N.C.) *ACC regular-season contest

\$ NCAA Tournament @NCAA Mid-east Regional (Memphis, Tenn.)

2000-01 18-14, 8-8 ACC (5th) Head Coach—Debbie Ryan

Home 12-3, Away 6-7, Neutral 0-4

Stat Leaders: Schuye LaRue, 18.1 ppg, 11.8 rpg

N 10	MT. ST. MARY'S #	W	100-61
N 12	GEO. WASHINGTON #	W	72-66
N 19	#8 Louisiana Tech !	L	72-59
N 20	Texas !	L2OT	56-55
N 25	at Loyola	W	67-46
N 27	ST. FRANCIS	W	116-63
N 30	at Virginia Tech	L	57-56
D 3	OLD DOMINION	W	78-67
D 6	at St. Joseph's	W	62-58
D 9	*at Wake Forest	W	77-61
D 20	LIBERTY	W	73-46
D 28	at UC-Santa Barbara	L	78-66
D 29	at Cal State-Northridge	W	75-69
J 2	*#16 NC STATE	W	77-64
J 5	*MARYLAND	W	82-41
J 7	*at Georgia Tech	L	70-65
J 11	*at North Carolina	W	78-76
J 15	*#16 CLEMSON	L	87-71
J 18	RICHMOND	W	83-76
J 22	*#5 DUKE	L	71-68
J 24	*at Florida State	L	58-60
J 28	*WAKE FOREST	W2OT	76-73
F 1	*at NC State	L	71-56
F 5	*at Maryland	W	69-56
F 8	*GEORGIA TECH	L	87-70
F 11	*NORTH CAROLINA	W	76-73
F 15	*at Clemson	L	78-71
F 19	HAMPTON	W	75-72
F 22	*at #17 Duke	L	76-53
F 25	*FLORIDA STATE	W	77-65
M 3	vs. Florida State %	L	83-77
M 17	vs. Michigan \$	LOT	81-71

Preseason WNIT (Charlottesville, Va.)

! Preseason WNIT (West Lafayette, Ind.)

% ACC Tournament (Greensboro, N.C.) *ACC regular-season contest

\$ NCAA Tournament (Notre Dame, Ind.)



ALL-TIME RESULTS



2001-02 17-13, 9-7 ACC (T3rd)

Head Coach—Debbie Ryan

Home 10-4, Away 5-7, Neutral 2-2

Stat Leaders: Telisha Quarles 15.7 ppg; Brandi Teamer 8.9 rpg

N 16	at Hampton	W	51-48
N 19	at Richmond	L	77-72
N 20	LIBERTY	W	69-52
N 24	at Rutgers	L	53-48
N 26	HOWARD	W	76-51
N 29	VIRGINIA TECH	W	60-58
D 2	UC-SANTA BARBARA	W	72-71
D 6	*#11 DUKE	L	107-73
D 18	OHIO STATE	LOT	88-79
D 20	FLA INTERNATIONAL	W	78-65
D 28	vs. Long Island (29)	W	73-40
D 29	at #25 Tulane (29)	L	74-63
J 2	*at NC State	W	68-52
J 7	*CLEMSON	L	79-68
J 10	*at Georgia Tech	L	92-61
J 13	*WAKE FOREST	W	65-51
J 17	*at Maryland	W	52-44
J 20	*at #6 Duke	L	86-69
J 23	*FLORIDA STATE	W	66-62
J 27	*at #21 North Carolina	L	79-64
F 3	*NC STATE	W	61-57
F 7	*at Clemson	L	73-65
F 11	*GEORGIA TECH	W	85-79
F 14	*at Wake Forest	WOT	61-55
F 17	*MARYLAND	W	76-59
F 21	*#19 NORTH CAROLINA	L	78-68
F 24	*at Florida State	W	57-54
M 2	vs. Georgia Tech %	W	60-58
M 3	vs. #4 Duke %	L	71-67
M 16	vs. Iowa \$	L	69-62

(29) Tulane DoubleTree Classic (New Orleans, La.)
% ACC Tournament (Greensboro, N.C.) *ACC regular-season contest
\$ NCAA Tournament (Storrs, Conn.)

2002-03 17-14, 9-7 ACC (3rd)

Head Coach—Debbie Ryan

Home 11-2, Away 3-11, Neutral 3-1

Stat Leaders: Cherrise Graham 14.8 ppg; Brandi Teamer 6.9 rpg

N 22	at #22 Old Dominion	W	63-55
N 24	ST. JOSEPH'S	W	66-37
N 26	at Liberty	LOT	77-69
N 30	LONG ISLAND	W	57-46
D 3	at Virginia Tech	L	72-56
D 6	RUTGERS	W	68-64
D 16	FURMAN	L	58-56
D 18	at Ohio State	L	73-60
D 28	vs. #25 Michigan (30)	W	78-64
D 29	at Florida (30)	L	81-68
J 2	*at Clemson	L	63-62
J 5	*at Wake Forest	L	77-66
J 9	*#1 DUKE	L	60-59
J 12	*at NC State	L	50-49
J 16	*GEORGIA TECH	W	74-63
J 19	*MARYLAND	W	69-58
J 23	*at Florida State	L	55-46
J 26	GEORGETOWN	W	69-57
J 30	*at #7 North Carolina	L	74-54
F 3	*CLEMSON	W	69-54
F 6	*WAKE FOREST	W	64-44
F 10	*at #2 Duke	L	75-48
F 13	*NC STATE	W	58-54
F 16	*at Georgia Tech	W	56-54
F 20	*at Maryland	W	71-67
F 23	*FLORIDA STATE	W	63-54
M 2	*#8 NORTH CAROLINA	W	69-59
M 8	vs. NC State %	W	66-56
M 9	vs. #11 North Carolina %	L	88-78
M 22	vs. Illinois \$	W	72-56
M 24	at #4 Tennessee \$	L	81-51

(30) Florida's State Farm Classic (Gainesville, Fla.)
% ACC Tournament (Greensboro, N.C.) *ACC regular-season contest
\$ NCAA Tournament (Knoxville, Tenn.)

2003-04 13-16, 6-10 ACC (7th)

Head Coach—Debbie Ryan

Home 7-7, Away 5-6, Neutral 1-3

Stat Leaders: Brandi Teamer 11.5 ppg, 5.6 rpg

N 21	UNC GREENSBORO	W	71-44
N 23	VIRGINIA TECH	L	63-62
N 28	vs. #21/18 Arizona (31)	W	70-65
N 29	vs. #2 Texas (31)	L	74-54
N 30	vs. Hartford (31)	L	74-63
D 5	at Long Island	W	76-59
D 18	at St. Joseph's	L	74-67
D 20	WAGNER	W	87-53
D 28	TEMPLE (32)	W	72-71
D 29	#7/6 MINNESOTA (32)	L	73-53
J 2	*CLEMSON	L	58-55
J 4	*at Maryland	L	69-55
J 7	*RADFORD	W	70-35
J 12	*GEORGIA TECH	W	60-59
J 15	*at NC State	W	66-62
J 18	*#1/2 DUKE	L	63-52
J 23	*at Florida State	WOT	82-80
J 25	*at Clemson	L	60-56
J 29	*#10/11 NO. CAROLINA	L	75-70
F 1	*at Wake Forest	W	62-61
F 5	*MARYLAND	W	64-51
F 8	*at Georgetown	W	52-45
F 12	*at Georgia Tech	L	65-56
F 15	*NC STATE	L	72-67
F 19	*at #4 Duke	L	87-54
F 22	*FLORIDA STATE	L	73-71
F 26	*WAKE FOREST	W	75-61
F 29	*at #11 North Carolina	L	70-64
M 6	vs. #10 North Carolina %	L	64-45

(31) Rainbow Wahine Classic (Honolulu, Hawaii)
(32) Cavalier Classic (Charlottesville, Va.)
% ACC Tournament (Greensboro, N.C.) *ACC regular-season contest

2004-05 21-11, 8-6 ACC (5th)

Head Coach—Debbie Ryan

Home 12-4, Away 6-4, Neutral 3-3

Stat Leaders: Brandi Teamer 12.7 ppg; Jocelyn Logan-Friend 7.6 rpg

N 11	vs. Arizona State (33)	L	60-50
N 12	vs. Maine (33)	W	72-62
N 19	at Cleveland State	W	65-55
N 23	DELAWARE STATE	W	74-47
N 27	RICHMOND	L	66-57
N 30	LIBERTY	W	67-58
D 4	vs. #24 Houston (34)	L	67-64
D 5	at Northwestern (34)	W	76-55
D 10	OLD DOMINION	W	72-64
D 21	ST. FRANCIS	W	84-50
D 28	ALBANY (35)	W	59-34
D 29	JAMES MADISON (35)	W	98-52
J 2	SOUTH CAROLINA	W	66-49
J 6	*at Wake Forest	W (ot)	85-83
J 10	*at Georgia Tech	W	61-38
J 14	*#1 DUKE	L	87-65
J 16	*CLEMSON	W	68-49
J 20	*at #16/18 Maryland	L	63-60
J 23	DARTMOUTH	W	83-70
J 28	*VIRGINIA TECH	W	70-67
J 31	*at #24/19 Florida State	W	77-62
F 3	*at #25 NC State	L	62-56
F 7	*#8/6 NORTH CAROLINA	L	76-56
F 10	*MIAMI	L	66-60
F 13	*at Virginia Tech	W	61-58
F 20	*#20/21 MARYLAND	W	63-61
F 24	*at #8/4 North Carolina	L	89-60
F 27	*WAKE FOREST	W	57-54
M 5	vs. Florida State %	W (ot)	71-67
M 6	vs. #4/3 North Carolina %	L	78-72
M 19	vs. Old Dominion (36)	W	79-57
M 21	at #12 Minnesota (36)	L	73-58

(33) Women's Sports Foundation Classic (Baton Rouge, La.)
(34) Mildred & Roger L. White Invitational (Evanston, Ill.)
(35) Cavalier Classic (Charlottesville, Va.)
% ACC Tournament (Greensboro, N.C.) *ACC regular-season contest
(36) NCAA Tournament (Minneapolis, Minn.)

2005-06 20-12, 5-9 ACC (9th)

Head Coach—Debbie Ryan

Home 11-5, Away 7-5, Neutral 2-2

Stat Leaders: Siedah Williams 11.7 ppg; Tiffany Sardin 6.8 rpg

N 18	at George Washington	W	66-53
N 20	WRIGHT STATE	W	74-56
N 25	vs. Alabama (37)	W	69-48
N 26	vs. #12 Minnesota (37)	L	69-64
D 3	HARVARD	W	54-48
D 7	at Seton Hall	W	59-39
D 18	at Richmond	W	66-45
D 20	MARSHALL	W	67-35
D 28	YALE (38)	W	92-41
D 29	HOLY CROSS (38)	W	80-39
J 2	MIDDLE TENNESSEE	W	79-63
J 4	at Marquette	W	64-56
J 8	*at Florida State	L	60-46
J 13	*#25 NC STATE	L	73-63
J 16	*at #18/23 Virginia Tech	W	78-59
J 20	*#6/6 MARYLAND	LOT	84-74
J 22	*at Miami	W	77-65
J 26	*at #24 Boston College	L	57-43
J 29	*FLORIDA STATE	L	67-48
F 2	*VIRGINIA TECH	L	65-54
F 5	*at #6/6 Maryland	L	85-71
F 10	*at #2/2 Duke	L	88-65
F 12	*#1/1 NORTH CAROLINA	L	72-60
F 14	LONGWOOD	W	93-42
F 18	*at Wake Forest	W	81-70
F 23	*GEORGIA TECH	W	57-51
F 26	*CLEMSON	W	83-64
M 2	vs. #25 Boston College%	W	57-54
M 3	vs. #1/1 North Carolina%	L	82-56
M 18	ST. JOSEPH'S (39)	W	48-42
M 22	MIAMI (39)	W	83-72
M 24	at Pittsburgh (40)	L	68-58

(37) Paradise Jam (St. Thomas, U.S. Virgin Islands)
(38) Cavalier Classic (Charlottesville, Va.)
(39) WNIT First & Second Rds. (Charlottesville, Va.)
(40) WNIT Quarterfinal (Pittsburgh, Pa.)
% ACC Tournament (Greensboro, N.C.) *ACC regular-season contest



ALL-TIME RESULTS



2006-07 19-15, 5-9 ACC (8th)

Head Coach—Debbie Ryan

Home 13-6, Away 4-7 Neutral 2-2

Stat Leader: Lyndra Littles 17.3 ppg, 8.8 rpg

N 10	at Rhode Island	W	69-56
N 12	OLD DOMINION	W	92-72
N 17	MARQUETTE	W	84-76
N 20	LIBERTY	L	75-71
N 24	vs. South Dakota St. (41)	L	62-55
N 25	vs. Central Florida (41)	W	76-47
N 29	TEMPLE	W	71-65
D 2	SETON HALL	W	85-65
D 5	at Marshall	W	75-58
D 16	CLEVELAND STATE	W	100-60
D 18	#6/6 CONNECTICUT	L	96-60
D 28	MAINE (42)	W	86-66
D 29	UAB (42)	W	81-63
J 3	at Richmond	L	73-70
J 8	*at #2/2 North Carolina	L	96-62
J 11	*WAKE FOREST	W	77-70
J 14	*BOSTON COLLEGE	WOT	65-63
J 19	*at #3/3 Maryland	L	95-68
J 22	*VIRGINIA TECH	L	60-58
J 25	*at NC State	L	71-60
J 28	*at Florida State	L	63-47
F 2	*#1/1 DUKE	L	76-61
F 4	*MIAMI	W	73-60
F 6	NORTH FLORIDA	W	90-57
F 11	*#6/6 MARYLAND	L	83-74
F 15	*at Virginia Tech	W	79-76
F 18	*FLORIDA STATE	L	79-77
F 22	*at Georgia Tech	L	73-49
F 25	*at Clemson	W	86-85
M 1	vs. Clemson%	W	89-82
M 2	vs. #1/1 Duke%	L	79-58
M 19	CHARLOTTE (43)	W	74-72
M 22	SOUTH FLORIDA (43)	W	73-71
M 25	at Wisconsin (44)	L	84-78

(41) Junkanoo Jam (Freeport, The Bahamas)

(42) Marriott Cavalier Classic (Charlottesville, Va.)

% ACC Tournament (Greensboro, N.C.) *ACC regular-season contest

(43) WNIT First & Second Rds. (Charlottesville, Va.)

(44) WNIT Quarterfinal (Madison, Wis.)

2007-08 24-10, 10-4 ACC (T-3rd)

Head Coach—Debbie Ryan

Home 14-3, Away 6-4, Neutral 4-3

Stat Leaders: Monica Wright 17.6 ppg, Aisha Mohammed 9.2 rpg

N 10	LONGWOOD	W	62-49
N 12	#13 GEO. WASHINGTON	L	70-68
N 15	at South Carolina	L	66-64
N 18	RICHMOND	W	80-59
N 23	vs. #21/22 Texas (45)	W	86-83
N 24	vs. Minnesota (45)	W	73-62
N 25	vs. Hartford (45)	L	70-53
N 30	WISCONSIN	W	84-60
D 2	FAIRLEIGH DICKINSON	W	83-35
D 5	at #2/2 Connecticut	L	75-54
D 20	DAVIDSON	W	83-68
D 28	DELAWARE STATE (46)	W	71-54
D 29	MARSHALL (46)	W	78-56
J 2	at Rider	W	98-51
J 6	*at Wake Forest	W	69-50
J 9	RHODE ISLAND	W	89-53
J 13	*VIRGINIA TECH	W	70-57
J 18	*#4 MARYLAND	L	74-62
J 21	*at Miami	W	79-68
J 26	*at Florida State	WOT	69-66
F 1	*NC STATE	W	74-49
F 4	MOREHEAD STATE	W	88-43
F 8	*at #4 Maryland	L	86-80
F 10	*FLORIDA STATE	W	77-58
F 15	*#3 NORTH CAROLINA	L	90-82
F 17	*at Virginia Tech	W	62-53
F 21	*CLEMSON	W	83-71
F 24	*at #12 Duke	L	78-70

F 28	*at Boston College	W	67-57
M 2	*GEORGIA TECH	W2OT	103-101
M 7	vs. Georgia Tech%	W	52-43
M 8	vs. #2 North Carolina %	L	80-65
M 23	vs. UC Santa Barbara (47)	W	86-52
M 25	vs. #11 Old Dominion(47)	L	88-85
(45)	Rainbow Wahine Classic (Honolulu, Hawaii)		
(46)	Marriott Cavalier Classic (Charlottesville, Va.)		
(47)	2008 NCAA Tournament (Norfolk, Va.)		
%	ACC Tournament (Greensboro, N.C.)	*ACC regular-season contest	

2008-09 24-10, 8-6 ACC (T-5th)

Head Coach—Debbie Ryan

Home 15-2, Away 6-5, Neutral 3-3

Stat Leaders: Monica Wright 20.5ppg, Aisha Mohammed 10.1 rpg

N 14	HIGH POINT	W	78-48
N 17	at #5 Tennessee	W	83-82
N 21	at #25 Old Dominion	L	78-70
N 24	COLORADO	W	77-43
N 28	vs. Utah (48)	W	65-57
N 29	at Marquette (48)	W	76-71
N 30	vs. Gonzaga (48)	L	69-62
D 4	at Illinois (49)	W	63-39
D 6	EAST CAROLINA	W	80-67
D 18	MONMOUTH	W	73-45
D 21	MOUNT ST. MARY'S	W	65-55
D 28	RIDER (50)	W	83-38
D 29	LOUISIANA TECH (50)	W	68-52
J 2	GEORGIA	W	62-60
J 5	ST. FRANCIS (PA.)	W	82-66
J 11	*#25 WAKE FOREST	W	77-59
J 16	*at #2 North Carolina	L	103-74
J 21	*at Virginia Tech	W	75-69
J 23	*#22 FLORIDA STATE	L	80-75
J 26	*at Clemson	W	75-67
J 30	*#8 MARYLAND	W	89-81
F 1	LONGWOOD	W	88-50
F 5	*#4 DUKE	L	81-67
F 8	*VIRGINIA TECH	W	69-61
F 12	*at #9 Maryland	L	94-78
F 15	*at NC State	L	60-54
F 19	*MIAMI	WOT	84-75
F 22	*BOSTON COLLEGE	W	90-70
F 24	*at #11 Florida State	W	68-63
M 1	*at Georgia Tech	L	74-66
M 5	vs. Virginia Tech %	W	66-57
M 6	vs. #8 Duke %	L	76-53
M 21	vs. Marist (51)	W	68-61
M 23	vs. #13 California (51)	L	99-73
(48)	WBCA Classic (Milwaukee, Wis.)		
(49)	ACC/Big Ten Challenge (Champaign, Ill.)		
(50)	Marriott Cavalier Classic (Charlottesville, Va.)		
%	ACC Tournament (Greensboro, N.C.)	*ACC regular-season contest	
(51)	2009 NCAA Tournament (Los Angeles, Calif.)		

2009-10 21-10, 9-5 ACC (3rd)

Head Coach—Debbie Ryan

Home 13-4, Away 6-4, Neutral 2-2

Stat Leaders: Monica Wright 23.7 ppg, 6.5 rpg

N 13	at UMBE	W	68-57
N 15	MANHATTAN	W	86-68
N 18	USC UPSTATE	W	110-63
N 22	#6 TENNESSEE	L	77-63
N 26	vs. Indiana (52)	W	84-79
N 27	vs. South Dakota State (52)	W	78-66
D 3	PURDUE (53)	W	56-49
D 6	JAMES MADISON	L	75-73
D 8	FURMAN	W	74-43
D 20	at #12 Georgia	L	69-53
D 28	SAMFORD (54)	W	69-60
D 29	LIBERTY (54)	W	63-54
J 2	at Colorado	W	74-59
J 4	ST. BONAVENTURE	W	72-64
J 7	*at #11 Florida State	L	68-50

J 11	*MARYLAND	L	61-60
J 18	*at Virginia Tech	W	70-56
J 21	*at Boston College	W	70-68
J 25	*GEORGIA TECH	W	57-55
J 27	*NC STATE	W	73-60
J 31	*at Wake Forest	L	64-57
F 4	*CLEMSON	W	82-60
F 8	*at Maryland	W	82-68
F 11	*at Miami	W (ot)	69-63
F 15	*#20 NORTH CAROLINAW (2ot)	82-78	
F 16	LONGWOOD	W	81-40
F 22	*#10 FLORIDA STATE	L	59-58
F 26	*at #6 Duke	L	83-65
F 28	*VIRGINIA TECH	W	55-46
M 5	vs. NC State %	L	66-59
M 21	vs. Wisconsin-Green Bay (55)	L	69-67
(52)	Junkanoo Jam (Freeport, Grand Bahama Island)		
(53)	Big Ten/ACC Challenge (Charlottesville, Va.)		
(54)	Marriott Cavalier Classic (Charlottesville, Va.)		
%	ACC Tournament (Greensboro, N.C.)	*ACC regular-season contest	
(55)	2010 NCAA Tournament (Ames, Iowa)		

2010-11 19-16, 5-7 ACC (8th)

Head Coach—Debbie Ryan

Home 13-6, Away 3-7, Neutral 1-3

Stat Leaders: Ariana Moorer 9.7ppg, Chelsea Shine 4.8 rpg

N 12	at Hofstra	W	82-66
N 14	MOUNT ST. MARY'S	W	81-58
N 18	at #4 Tennessee	L	85-73
N 21	LONGWOOD	W	74-63
N 25	vs. #17 Iowa State (56)	L	66-48
N 26	vs. #10 West Virginia (56)	L	57-43
N 27	vs. #21 TCU (56)	W	59-55
D 2	at #6 Ohio State (57)	L	74-46
D 4	DREXEL	W	63-54
D 6	RADFORD	W	76-52
D 18	UMBC	W	61-46
D 20	at James Madison	L	82-80
D 28	N. CAROLINA A&T (58)	W	88-59
D 29	E. TENNESSEE STATE (58)	W	83-66
J 3	RICHMOND	W	75-62
J 6	*MIAMI	L	82-73
J 9	*at #19 Florida State	L	61-51
J 13	*at Georgia Tech	L	68-48
J 16	PENNSYLVANIA	W	54-45
J 21	*#14 MARYLAND	L (ot)	77-75
J 23	*VIRGINIA TECH	W	72-37
J 28	*at #14 North Carolina	L	64-52
J 30	*at Clemson	L	84-74
F 3	*WAKE FOREST	W	73-46
F 7	*#14 FLORIDA STATE	L	78-74
F 10	*at NC State	W (4ot)	94-92
F 13	*at #11 Maryland	W	60-57
F 20	*BOSTON COLLEGE	L	73-50
F 24	*#9 DUKE	L	71-48
F 27	*at Virginia Tech	W (ot)	73-71
M 3	vs. Wake Forest %	L	74-68
M 17	MORGAN STATE (59)	W	69-56
M 20	at Loyola (60)	W	71-49
M 24	BOSTON COLLEGE (61)	W	53-48
M 26	CHARLOTTE (62)	L	79-74

(56) Paradise Jam (U.S. Virgin Islands)

(57) ACC/Big Ten Challenge (Columbus, Ohio)

(58) Marriott Cavalier Classic (Charlottesville, Va.)

(59) WNIT First Round (Charlottesville, Va.)

(60) WNIT Second Round (Baltimore, Md.)

(61) WNIT Third Round (Charlottesville, Va.)

(62) WNIT Quarterfinals (Charlottesville, Va.)

% ACC Tournament (Greensboro, N.C.) *ACC regular-season contest



ALL-TIME RESULTS



2011-12 25-11, 9-7 ACC (T-5th) Head Coach— Joanne Boyle

Home 17-3, Away 7-5, Neutral 1-3

Stat Leaders: Ariana Moorer 14.4 ppg, Chelsea Shine 5.6 rpg

N 11	APPALACHIAN STATE	W	80-48
N 14	at Providence	W	55-38
N 16	HIGH POINT	W	67-41
N 20	#3 TENNESSEE	WOT	69-64
N 25	vs. #24 Texas (63)	L	79-53
N 26	at Hawaii (63)	W	60-43
N 27	vs. California (63)	L	59-50
D 1	INDIANA	W	65-49
D 4	at Richmond	W	69-56
D 7	LIBERTY	W	64-38
D 18	RADFORD	W	92-43
D 20	JAMES MADISON	W	59-53
D 28	WAGNER (65)	W	84-41
D 29	MASSACHUSETTS (65)	W	53-38
J 2	*at #7 Duke	L	77-66
J 5	*#25 NORTH CAROLINA	L2OT	78-73
J 8	*at Clemson	W	54-47
J 12	*VIRGINIA TECH	W	52-39
J 16	*at #8 Maryland	L	68-61
J 19	*#11 MIAMI	L	56-53
J 21	*BOSTON COLLEGE	W	69-58
J 25	*at Georgia Tech	L	63-53
J 29	*FLORIDA STATE	W	62-52
F 3	*at #23 North Carolina	L	64-56
F 5	*at NC State	W	55-47
F 12	*CLEMSON	W	68-36
F 16	*#8 MARYLAND	L	73-56
F 19	*at Virginia Tech	W	66-40
F 24	*WAKE FOREST	W	61-55
F 26	*at Florida State	W	66-57
M 1	*vs. Boston College	W	72-41
M 2	*vs. #6 Maryland %	L	70-58
M 15	HOWARD (65)	WOT	59-56
M 19	RICHMOND (65)	W	68-55
M 22	APPALACHIAN STATE (65)	W	74-58
M 25	at James Madsion (66)	L	68-59

(63) Waikiki Beach Marriott Resort Showdown (Honolulu, O'ahu)

(64) Marriott Cavalier Classic (Charlottesville, Va.)

(65) WNIT First, Second and Third Rounds (Charlottesville, Va.)

(66) WNIT Quarterfinals (Harrisonburg, Va.)

% ACC Tournament (Greensboro, N.C.) * ACC regular-season contest

2012-13 16-14, 8-10 ACC (6th) Head Coach— Joanne Boyle

Home 10-5, Away 5-7, Neutral 1-2

Stat Leaders: Ataira Franklin 14.3 ppg, Telia McCall 7.7 rpg

N 9	JAMES MADISON	W	78-57
N 12	at Penn	W	68-65
N 18	PROVIDENCE	W	61-42
N 23	vs. #17 Vanderbilt (67)	W	73-66
N 24	vs. Syracuse (67)	L	74-73
N 29	at Minnesota (68)	W	90-68
D 2	#25 WEST VIRGINIA	L	54-47
D 6	at #9 Maryland*	L	79-55
D 18	COPPIN STATE	W	54-44
D 21	at Alabama	L2OT	73-70
D 28	NORFOLK STATE (69)	W	66-23
D 29	XAVIER(69)	W	54-45
J 3	VIRGINIA TECH*	W	52-48
J 6	at Miami*	L	58-52
J 10	at Georgia Tech*	W	62-51
J 13	NC STATE*	W	78-59
J 17	at #11 North Carolina*	L	71-60
J 20	MIAMI*	W	62-52
J 24	BOSTON COLLEGE*	W	69-57
J 27	at Wake Forest*	W	69-64
F 3	GEORGIA TECH*	L	65-62
F 8	#5 DUKE*	L	62-41
F 10	at Virginia Tech*	W	50-47
F 14	at Boston College*	L	61-49
F 17	#7 MARYLAND*	L	73-44
F 21	at Clemson*	L	64-62
F 25	WAKE FOREST*	LO	73-68
F 28	at NC State*	L	80-59
M 3	#24 FLORIDA STATE*	W	72-60
M 7	Boston College %	L	66-57

(67) San Juan Shootout (Guaynabo, P.R.)

(68) ACC/Big 10 Challenge (Minneapolis, Minn.)

(69) Cavalier Classic, presented by Holiday Inn University Area (Charlottesville, Va.)

% ACC Tournament (Greensboro, N.C.) * ACC regular-season contest



ALL-TIME UPSETS



UPSET CITY

Since 1977, the Cavaliers have beaten 49 opponents ranked ahead of them at the time of the meeting:

UVa has beaten		UVa	Date
#1 Maryland, 75-74	A	#2	02-11-92
#2 Louisiana Tech, 77-66	H	#8	12-20-86
#3 Tennessee, 69-64	H	NR	11-20-11
#3 NC State, 80-73	A	NR	01-17-00
#3 North Carolina, 83-74	H	#9	02-09-94
#4 North Carolina, 77-75	A	#15	01-12-94
#4 Tennessee, 79-75 OT	*N	#12	03-24-90
#5 Tennessee, 83-82	A	#16	11-17-08
#5 North Carolina, 88-78	A	#12	02-05-95
#5 North Carolina, 80-64	H	#12	01-31-95
#6 Old Dominion, 77-70	H	NR	01-14-82
#6 Old Dominion, 72-60	*H	#11	03-23-96
#7 NC State, 60-51	H	#21	02-20-00
#7 North Carolina, 105-100 3OT	A	#15	01-15-98
#7 Vanderbilt, 65-49	H	#14	12-01-96
#8 North Carolina, 69-59	H	NR	03-02-03
#8 Maryland, 89-81	H	#18	01-30-09
#8 Auburn, 84-71	N	#18	11-29-85
#8 Louisiana Tech, 63-62	*N	#10	03-23-95
#8 Rutgers, 89-75	*N	#10	03-24-88
#9 North Carolina, 87-68	H	NR	01-06-00
#9 Duke, 61-49	H	#25	01-30-00
#9 UNLV, 74-73	H	#15	12-02-89
#9 NC State, 67-64 ot	&N	#13	03-05-90
#10 Clemson, 67-66	A	#22	01-02-99
#11 Maryland, 60-57	A	NR	02-13-11
#11 Florida State, 68-63	A	#19	02-24-09
#11 Maryland, 71-57	H	#17	01-28-81
#11 NC State, 64-62	A	#13	01-11-97
#12 North Carolina, 73-67	H	#14	02-09-93
#14 Clemson, 77-76	A	#19	01-21-84
#15 Penn State, 88-69	H	NR	12-03-83
#15 Ohio State, 68-65	H	#17	01-08-94
#15 Clemson, 75-55	H	#19	01-31-99
#16 NC State, 77-64	H	NR	01-02-01
#16 NC State, 75-64	H	#20	01-12-84
#16 Maryland, 77-61	H	#17	01-31-84
#17 Boston College, 74-70	*H	#19	03-19-00
#17 Vanderbilt, 73-66	N	NR	11-23-12
#18 Virginia Tech, 78-59	A	NR	01-16-06
#18 Clemson, 83-75	H	NR	01-05-84
#20 North Carolina, 82-78 2OT	H	21	02-15-10
#20 Maryland, 63-61	H	NR	02-20-05
#21 TCU, 59-55	N	NR	11-27-10
#21 Texas, 86-83	N	NR	11-23-07
#21 Arizona, 70-65	N	NR	11-28-03
#22 Old Dominion, 63-55	A	NR	11-22-02
#24 Florida State, 72-60	H	NR	03-03-13
#24 Florida State, 77-62	A	NR	01-31-05
#25 Boston College, 57-54	&N	NR	03-02-06
#25 Michigan, 78-64	N	NR	12-28-02

FLIP SIDE

Conversely, the Cavaliers have been upset 16 times when ranked among the nation's Top 10:

UVa has lost toOpp		UVa	Date
#4 Penn State, 71-73	H	#1	01-03-91
#3 Maryland, 65-67	H	#1	01-15-92
#4 Tennessee, 67-70 ot	**N	#2	03-31-91
#5 Rutgers, 58-81	A	#4	01-13-87
#12 Maryland, 79-83	A	#6	02-03-88
#22 Duke, 82-83 ot	&N	#6	03-04-95
#10 Maryland, 70-76	&N	#7	03-07-88
#18 Clemson, 45-57	A	#7	01-28-96
#15 Connecticut, 63-74	A	#8	12-11-93
#16 Kansas, 84-86	N	#8	11-25-94
#22 Clemson, 67-75	&N	#8	03-02-96
NR Duke, 74-84	A	#9	01-16-90
#13 Ohio State, 84-91	A	#9	01-02-93
#14 Duke, 69-72	H	#9	02-10-96
#21 Clemson, 44-58	H	#9	01-04-97
#17 NC State, 59-67	H	#9	01-11-98

* = NCAA Tournament
& = ACC Tournament
** = National Championship game (New Orleans, La.)
Associated Press ranking

AGAINST THE BEST

Virginia has faced the nation's No. 1 ranked team 14 times:

UVa has played		UVa	Date
#1 Old Dominion, L 56-95	N	NR	03-02-80
#1 Old Dominion, L 58-80	A	#10	12-04-84
#1 Tennessee, L 76-84	*N	#10	03-26-88
#1 Tennessee, L 47-80	*N	NR	03-23-89
#1 Maryland, W, 75-74	A	#2	02-11-92
#1 Tennessee, L, 73-84	N	#12	12-09-94
#1 Connecticut, L 63-67	*A	#10	03-25-95
#1 Duke, L 59-60	H	NR	01-09-03
#1 Duke, L 52-63	H	NR	01-18-04
#1 Duke, L 65-87	H	NR	01-14-05
#1 North Carolina, L 60-72	H	NR	02-12-06
#1 North Carolina, L 56-82	&N	NR	03-03-06
#1 Duke, L 61-76	H	NR	02-02-07
#1 Duke, L 58-79	&N	NR	03-02-07

VIRGINIA'S 100-POINT GAMES (33-0)

123	at #3 NC State (120) (3ot), 1-12-91
120	vs. Cleveland State (53), 11-29-95
116	vs. St. Francis (63), 11-27-00
115	vs. Rider (60), 12-3-94
115	vs. Maine (57), 11-24-84
111	vs. Brown (49), 12-28-98
111	at Maryland (74), 2-20-91
110	vs. USC Upstate, 11-18-09
110	vs. Morgan State (49), 12-10-92
110	vs. Fairfield (64), 11-22-91
110	vs. Scranton (50), 12-2-83
107	at #24 Georgia Tech (81), 1-23-93
107	vs. Georgetown (44), 12-3-88
106	vs. Alabama State (21), 12-29-96
106	vs. #12 Maryland (103) (3ot), 3-8-93
105	at #7 North Carolina (100) (3ot), 1-15-98
105	vs. Fordham (55), 12-29-94
105	vs. Marshall (73), 12-3-93
105	vs. Wake Forest (58), 1-7-87
103	vs. Georgia Tech (101), 3-2-08
103	vs. Pittsburgh (56), 11-25-95
103	vs. #14 West Virginia (83), 3-26-92
103	vs. Lafayette (41), 12-7-90
102	vs. Towson (44), 12-11-98
102	vs. St. Francis (45), 12-19-90
102	vs. Liberty (61), 1-8-89
101	vs. #12 NC State (70), 1-11-92
101	vs. Virginia Commonwealth (55), 12-19-91
101	at University of Pacific (79), 1-1-87
100	vs. Cleveland State (60), 12-16-06
100	vs. Mount St. Mary's (61), 11-10-00
100	vs. Grambling (79), 11-26-99
100	vs. Manhattan (55), 3-15-96



ALL-TIME NATIONAL RANKINGS



<u>1980-81</u>	<u>AP</u>
01/05/81	20
01/13/81	18
01/20/81	15
01/27/81	17
02/03/81	16
02/10/81	16
02/17/81	17
02/24/81	16
03/03/81	20

<u>1983-84</u>	<u>AP</u>
12/11/83	19
12/18/83	18
12/25/83	18
01/01/84	-
01/08/84	20
01/15/84	19
01/22/84	16
01/29/84	17
02/05/84	14
02/12/84	11
02/19/84	14
02/26/84	15
03/04/84	18
Final	18

<u>1984-85</u>	<u>AP</u>	<u>USA Today</u>
11/18/84	15	
11/26/84	13	
12/02/84	10	
12/09/84	11	
12/16/84	10	
12/24/84	11	
12/30/84	11	
01/06/85	11	
01/13/85	15	
01/20/85	17	17
01/27/85	15	17
02/03/85	16	17
02/10/85	17	17
02/17/85	16	16
02/24/85	20	20
03/03/85	-	21
03/10/85	21	21
Final	-	20

<u>1985-86</u>	<u>AP</u>	<u>USA Today</u>
11/12/85	18	16
12/01/85	10	11
12/08/85	7	6
12/15/85	6	6
12/22/85	5	5
12/29/85	5	5
01/05/86	4	5
01/12/86	4	4
01/19/86	4	4
01/26/86	3	3
02/02/86	3	3
02/09/86	5	5
02/16/86	5	4
02/23/86	5	3
03/02/86	6	8
03/11/86	6	6
Final	6	14

<u>1986-87</u>	<u>AP</u>	<u>USA Today</u>
11/18/86	9	7
12/02/86	8	7
12/09/86	8	7
12/16/86	8	7
12/23/86	4	4
12/30/86	4	4
01/06/87	4	4
01/13/87	4	4
01/20/87	6	6
01/27/87	6	6
02/02/87	6	7
02/09/87	8	9
02/16/87	7	9
02/23/87	9	10
03/03/87	9	10
03/10/87	9	11
Final	11	1

<u>1987-88</u>	<u>AP</u>	<u>USA Today</u>
11/23/87	7	9
11/30/87	7	8
12/07/87	6	6
12/14/87	6	6
12/21/87	6	6
12/28/87	6	6
01/04/88	7	7
01/11/88	7	7
01/18/88	7	7
01/25/88	6	6
02/01/88	6	6
02/08/88	8	7
02/15/88	7	7
02/22/88	9	10
02/29/88	9	9
03/07/88	7	7
03/15/88	7	10
Final	10	7

<u>1988-89</u>	<u>AP</u>	<u>USA Today</u>
11/21/88	11	11
11/28/88	10	8
12/05/88	7	14
12/12/88	14	14
12/19/88	14	14
12/26/88	14	15
01/02/89	13	13
01/09/89	12	12
01/16/89	13	16
01/23/89	15	16
01/30/89	15	16
02/06/89	14	14
02/13/89	14	14
02/20/89	18	18
02/26/89	20	21
03/06/89	-	22
03/14/89	-	19
Final	-	15

<u>1989-90</u>	<u>AP</u>	<u>USA Today</u>
11/20/89	15	14
11/27/89	15	16
12/04/89	12	11
12/11/89	12	12
12/24/89	10	12
01/01/90	10	8
01/08/90	12	12
01/14/90	9	9
01/21/90	12	12
01/28/90	12	12
02/05/90	12	12
02/12/90	11	12
02/19/90	10	11
02/26/90	15	14
03/05/90	13	14
03/12/90	13	12
Final	12	4

<u>1990-91</u>	<u>AP</u>	<u>USA Today</u>
11/19/90	1	1
11/27/90	1	1
12/05/90	1	1
12/11/90	1	1
12/18/90	1	1
12/26/90	1	1
01/02/91	1	1
01/08/91	2	2
01/15/91	1	1
01/22/91	1	1
01/29/91	1	1
02/05/91	1	1
02/12/91	1	1
02/19/91	1	1
02/26/91	1	1
03/06/91	2	3
Final	2	2

<u>1991-92</u>	<u>AP</u>	<u>USA Today</u>
11/19/91	2	no poll
11/26/91	2	2
12/3/91	2	2
12/10/91	2	2
12/17/91	1	1
12/24/91	1	1
12/31/91	1	1
01/07/92	1	1
01/14/92	1	1
01/20/92	2	2
01/28/92	2	2
02/04/92	2	2
02/11/92	2	2
02/18/92	1	1
02/25/92	1	1
03/02/92	1	1
03/10/92	1	1
03/17/92	1	1
Final	1	2

<u>1992-93</u>	<u>AP</u>	<u>USA Today</u>
Preseason	6	7
12/07/92	6	4
12/14/92	5	5
12/21/92	5	5
12/28/92	5	5
01/04/93	9	9
01/11/93	8	8
01/18/93	10	10
01/25/93	11	11
02/01/93	11	11
02/08/93	14	14
02/15/93	11	12
02/22/93	11	11
03/01/93	10	10
03/08/93	10	10
03/16/93	10	7
Final	9	6

<u>1993-94</u>	<u>AP</u>	<u>USA Today</u>
11/17/93	10	9
11/29/93	10	10
12/06/93	8	8
12/13/93	14	14
12/20/93	13	14
12/27/93	13	13
01/03/94	17	13
01/10/94	15	15
01/17/94	12	11
01/24/94	12	12
01/31/94	10	11
02/07/94	9	9
02/14/94	6	4
02/21/94	9	8
02/28/94	8	7
03/07/94	8	7
03/15/94	8	11
Final	10	12

<u>1994-95</u>	<u>AP</u>	<u>USA Today</u>
Preseason	7	9
11/21/94	8	9
11/27/94	14	14
12/05/94	12	12
12/12/94	13	12
12/19/94	12	12
12/26/94	11	12
01/02/94	11	12
01/09/95	9	11
01/16/95	12	14
01/23/95	12	12
01/30/95	12	12
02/06/95	8	9
02/13/95	6	7
02/20/95	6	7
02/27/95	6	7
03/06/95	9	10
03/13/95	10	10
Final	10	6

<u>1995-96</u>	<u>AP</u>	<u>USA Today</u>
Preseason	3	2
11/21/95	6	7
11/28/95	5	7
12/05/95	5	5
12/12/95	5	6
12/19/95	6	7
12/26/95	6	7
01/02/96	5	5
01/09/96	8	7
01/16/96	7	7
01/23/96	7	7
01/30/96	9	9
02/06/96	9	8
02/13/96	10	10
02/19/96	9	10
02/26/96	8	9
03/04/96	11	11
03/11/96	11	10
Final	11	6

<u>1996-97</u>	<u>AP</u>	<u>USA Today</u>
Preseason	10	9
11/18/96	7	7
11/25/96	14	14
12/02/96	12	11
12/09/96	14	11
12/16/96	12	11
12/23/96	10	11
12/30/96	9	10
01/06/97	13	13
01/13/97	8	8
01/20/97	7	7
01/27/97	8	7
02/03/97	10	8
02/10/97	9	8
2/17/97	11	9

2/24/97	13	10
03/03/97	14	12
03/10/97	14	12
Final	12	14

<u>1997-98</u>	<u>AP</u>	<u>USA Today</u>
Preseason	13	13
11/18/97	12	13
11/25/97	10	12
12/02/97	9	10
12/09/97	12	17
12/16/97	10	12
12/23/97	10	10
12/30/97	9	9
01/06/98	9	9
01/13/98	15	12
01/19/98	11	10
01/26/98	16	13
02/02/98	13	13
02/09/98	12	12
02/16/98	15	14
02/23/98	15	15
03/02/98	18	18
03/09/98	18	17
Final	17	23

<u>1998-99</u>	<u>AP</u>	<u>USA Today</u>
Preseason	8	14
11/16/98	8	14
11/23/98	17	19
11/30/98	15	18
12/07/98	19	24
12/14/98	22	22
12/21/98	23	23
12/28/98	22	22
02/04/99	22	22
01/11/99	22	23
01/18/99	19	21
01/25/99	19	18
02/01/99	16	16
02/08/99	18	17
02/15/99	17	17
02/22/99	19	18
03/01/99	19	20
03/08/99	20	20
Final	20	20

<u>1999-2000</u>	<u>AP</u>	<u>USA Today</u>
Preseason	-	25
01/24/00	25	24
01/31/00	24	23
02/07/00	22	21
02/14/00	21	22
02/21/00	16	16
02/28/00	16	17
03/06/00	19	19
03/13/00	19	19
04/03/00	19	14

<u>2000-01</u>	<u>AP</u>	<u>USA Today</u>
Preseason	15	15
11/13/00	13	-
11/20/00	16	15
11/27/00	20	17
12/04/00	24	20
12/12/00	25	21
12/18/00	-	23
12/25/00	-	24
01/01/01	-	25
01/15/01	25	24
01/22/01	-	24
01/29/01	-	25
02/05/01	-	24
2/12/01	-	24

<u>2007-08</u>	<u>AP</u>	<u>USA Today</u>
03/03/08	25	25
03/10/08	24	23
03/17/08	24	23
Final	24	22

<u>2008-09</u>	<u>AP</u>	<u>USA Today</u>
Preseason	15	15
11/17/08	16	11
11/24/08	16	15
12/01/08	20	19
12/08/08	17	15
12/15/08	17	15
12/22/08	16	15
12/29/08	16	15
01/05/09	15	14
01/12/09	14	12
01/19/09	16	14
01/26/09	19	18
02/02/09	17	15
02/09/09	17	15
02/16/09	23	21



HEAD COACHES

BARBARA KELLY

1974-75 (2)

YRS.	RECORD	ACC	FINISH
1973-74	10-5		
1974-75	15-7		
Total	25-12 (.676)		

DAN BONNER

1976-77 (2)

Yrs.	Record	ACC	Finish
1975-76	12-9		
1976-77	10-11		
Total	22-20 (.524)		

DEBBIE RYAN

1978-2011 (34)

Yrs.	Record	ACC	Finish
1977-78	8-17	1-5	6th
1978-79	16-12	2-4	6th
1979-80	20-12	3-5	6th
1980-81	22-10	5-2	4th
1981-82	17-11	2-5	5th
1982-83	15-13	4-9	6th
1983-84	22-7	11-3	1st
1984-85	21-8	9-5	3rd
1985-86	26-3	13-1	1st
1986-87	26-5	12-2	1st
1987-88	27-5	12-2	T1st
1988-89	21-10	8-6	4th
1989-90	29-6	11-3	#2nd
1990-91	31-3	14-0	1st
1991-92	32-2	15-1	#1st
1992-93	26-6	13-3	#1st
1993-94	27-5	15-1	1st
1994-95	27-5	16-0	1st
1995-96	26-7	13-3	1st
1996-97	23-8	12-4	2nd
1997-98	19-10	9-7	5th
1998-99	20-9	12-4	2nd
1999-2000	25-9	13-3	1st
2000-01	18-14	8-8	5th
2001-02	17-13	9-7	T3
2002-03	17-14	9-7	3rd
2003-04	13-16	6-10	7th
2004-05	21-11	8-6	5th
2005-06	20-12	5-9	9th
2006-07	19-15	5-9	8th
2007-08	24-10	10-4	T-3rd
2008-09	24-10	8-6	T-5th
2009-10	21-10	9-5	3rd
2010-11	19-16	5-9	T-8th
Total	739-324	307-158	

JOANNE BOYLE

2012-present (2+)

Yrs.	Record	ACC	Finish
2011-12	25-11	9-7	T5th
2012-13	16-14	8-10	6th
Total	41-25	17-17	

Overall: 827-381 324-175
 40 seasons .646 .649

ASSISTANT COACHES

Coach	Seasons
Bob Plybon	1974 (1)
Brenda Langdon	1975 (1)
Debbie Ryan	1976-77 (2)
Mika Long	1978-81 (4)
Geno Auriemma	1982-85 (4)
Charlene Curtis	1982-83 (2)
Melissa Mahony	1984-85(2)
Frank DiLeo	1986-93 (8)
Shawn Campbell	1986-00 (15)
Kathy Ryan	1987-89 (3)
Melissa Wiggins	1990-93 (4)
Tammi Reiss	1994-96 (3)
Kelly Watts	1994 (1)
Audra Smith	1995-2004 (10)
Jenny Kuziemski	1997-99 (3)
Nikki Caldwell	2000-02 (3)
Daryl Oliver	2003-04 (2)
Jennifer Hoover	2005-07 (3)
Tom Garrick	2004 (0)
Curtis Loyd	2004-2009 (5)
Jeff House	2005-2009 (4)
Tim Taylor	2001-2005, 2009-11 (6)
Angel Elderkin	2007-11 (4)
Wendy Palmer	2009-11 (2)
Katie O'Connor	2011 (1)
Ashley Earley	2012 (1)
Cory McNeill	2011-present (2+)
Kim Mc Neill	2011-present (2+)
La'Keshia Frett Meredith	2013-present (0+)

years indicate full season



ALL-TIME TOURNAMENT RESULTS

1976 Virginia Invitational	4th
1977 Virginia Invitational	4th
1978 UNC Christmas Tournament	4th
1979 Princeton Tournament	2nd
1980 Virginia Tip-Off Tournament	1st
1981 Virginia Tip-Off Tournament	1st
Queens Tournament	1st
1982 Virginia Tip-Off Tournament	1st
Queens Tournament	3rd
1983 Shoney's Cavalier Classic.....	1st
1984 Shoney's Cavalier Classic.....	1st
Boston College Tournament	2nd
1985 Investors Classic	1st
Women's Court Classic	unbeaten
1986 Sunshine Classic	unbeaten
Investors Classic	1st
Carrier Classic	1st
1987 Investors Classic	1st
Cardinal Classic	1st
1988 Investors Classic	1st
Orange Bowl/Burger King Cl.....	3rd
1989 Investors Classic	1st
Wildcat Classic	1st
1990 Wahine Classic.....	2nd
Investors Classic	1st
Bell Atlantic Holiday Tourn.....	1st
1991 Cavalier Classic	1st
Pepsi-Church's Holiday Classic.....	1st
1992 Cavalier Classic	1st
LA Gear Classic.....	1st
1993 Coca Cola/Holiday Inn Classic.....	1st
Takit to Court Super Shootout	2nd
1994 Coca Cola/Holiday Inn Classic.....	1st
St. Joseph's Hawk Classic	2nd
1995 Wahine Classic.....	3rd
Central Fidelity Invite	3rd
1997 Fla. International Holiday Cl.....	1st
1999 Cavalier Classic	2nd
2000 Wahine Classic.....	3rd
Cavalier Classic	1st
2001 Preseason WNIT	4th
2002 Tulane's DoubleTree Classic	2nd
2003 Florida's State Farm Classic	2nd
2004 Rainbow Wahine Classic.....	4th
Cavalier Classic	2nd
2005 Women's Sports Foundation Cl.....	3rd
Mildred & Roger L. White Invite.....	2nd
Cavalier Classic	1st
2006 Paradise Jam	2nd
Cavalier Classic	1st
2007 Junkanoo Jam	3rd
Marriott Cavalier Classic	1st
2008 Rainbow Wahine Classic.....	2nd
Marriott Cavalier Classic	1st
2009 WBCA Classic.....	2nd
Marriott Cavalier Classic	1st
2010 Junkanoo Jam	1st
Marriott Cavalier Classic	1st
2011 Paradise Jam	3rd
Marriott Cavalier Classic	1st
2012 San Juan Shootout	1-1
Holiday Inn Cavalier Classic.....	1st

2013 CAVALIER CLASSIC

PRESENTED BY HOLIDAY INN UNIVERSITY AREA
December 28-29, 2013

The University of Virginia will be host the Cavalier Classic in Charlottesville, Virginia. Coppin State, Alabama and Princeton will participate.

Virginia has captured 22 of the 25 Cavalier Classic team titles since the tournament began in 1976. Started as the precursor to the ACC Tournament, the Cavalier Classic's official name has changed several times through the years.

North Carolina captured the first title in 1976, while NC State won the event in 1977 and Auburn took home the title in 1998.

Championship Game Results

1976	North Carolina 69, Maryland 68
1977	NC State 69, #13 Maryland 64
1979	Virginia 74, Duke 58
1980	Virginia 54, Navy 47
1981	Virginia 83, Mount St. Mary's 70
1982	Virginia 68, Mount St. Mary's 62
1983	Virginia 88, #15 Penn State 69
1984	Virginia 57, UNC Charlotte 56
1985	Virginia 61, Northeastern 42
1986	Virginia 78, St. John's 42
1987	Virginia 87, Syracuse 50
1988	#10 Virginia 107, Georgetown 44
1989	Virginia 74, #9 UNLV 73
1990	Virginia 92, Florida State 77
1991	Virginia 92, West Virginia 63
1998	Auburn 79, Virginia 61
1999	Virginia 70, Syracuse 59
2003	#7/6 Minnesota 73, Virginia 53
2004	Virginia 98, James Madison 52
2005	Virginia 80, Yale 41
2006	Virginia 81, UAB 63
2007	Virginia 78, Marshall 56
2008	Virginia 68, Louisiana Tech 52
2009	Virginia 63, Liberty 54
2010	Virginia 83, ETSU 66
2011	Virginia 53, UMass 38

2013 JUNKANOO JAM

November 26-30, 2013

The Cavaliers will spend Thanksgiving on Grand Bahama Island competing at the Junkanoo Jam. This will be Virginia's third time at this tournament, coming in with a 3-1 record.

Kansas State, Southern Methodist, and Tennessee will be in the same bracket as Virginia. The Cavaliers will take on the Volunteers in the opening round and then will face SMU or Kansas State in the finale.

Also playing at the tournament in the other bracket are Florida, Illinois State, Oregon State and Penn State.

Virginia at the Junkanoo Jam

2006-07

N 24	vs. South Dakota St.	L	62-55
N 25	vs. Central Florida	W	76-47

2009-10

N 26	vs. Indiana	W	84-79
N 27	vs. South Dakota State	W	78-66

2013 FGCU HILTON GARDEN INN/HOMEWOOD SUITES CLASSIC

December 20-21, 2013

The Cavaliers will participate in the inaugural Florida Gulf Coast Christmas Tournament Dec. 20-21 in Fort Myers, Fla. Virginia will face Tulane in the opening game and then Florida Gulf Coast in the second game.

St. Francis is also playing in the tournament, but will not face the Cavaliers.



TERESA A. SULLIVAN University President

Teresa A. Sullivan was elected eighth President of the University, effective Aug. 1, 2010.

Before coming to U.Va., President Sullivan was the Provost and Executive Vice President for Academic Affairs at the University of Michigan. She was also Professor of Sociology in the College of Literature, Science, and the Arts.

Prior to coming to the University of Michigan, Ms. Sullivan was Executive Vice Chancellor for Academic Affairs for the University of Texas System, a position she held from 2002 until May 2006. In that role, she was the chief academic officer for the nine academic campuses within the University of Texas System.

Her responsibilities included developing tuition-setting procedures, initiating and supporting educational and research collaborations among the various campuses, and developing external collaborations. Ms. Sullivan first joined the University of Texas at Austin in 1975 as an instructor and then assistant professor in the Department of Sociology. From 1977-81, she was a faculty member at the University of Chicago. Ms. Sullivan returned to Texas in 1981 as a faculty member in Sociology. In 1986 she was named to the Law School faculty as well. Ms. Sullivan also held several administrative positions at Texas including: Vice President and Graduate Dean (1995-2002), Vice Provost (1994-95), Chair of the Department of Sociology (1990-92), and Director of Women's Studies (1985-87).

Ms. Sullivan's research focuses on labor force demography, with particular emphasis on economic marginality and consumer debt. The author or co-author of six books and more than 50 scholarly articles, her most recent work explores the question of who files for bankruptcy and why. Ms. Sullivan has served as chair of the U.S. Census Advisory Committee. She is past secretary of the American Sociological Association and a fellow of the American Association for the Advancement of Science.

A graduate of James Madison College at Michigan State University, Ms. Sullivan received her doctoral degree in sociology from the University of Chicago.



CRAIG LITTLEPAGE Director of Athletics

Committed to preserving and building on UVa's longstanding tradition of academic and athletic excellence, Craig Littlepage is in his 13th year as Virginia's Athletics Director. Littlepage's appointment as athletics director was announced in August of 2001.

Littlepage served as Virginia's interim athletics director from June 1, 2001, until his permanent appointment to the position. He had also served as the University's interim athletics director from December of 1994 until July of 1995.

The first African-American athletics director in Atlantic Coast Conference history, Littlepage was named the Black Coaches Association's "Athletics Administrator of the Year" in 2003 and 2006. He was also listed on Sports Illustrated's list of the 101 most influential minorities in sports in 2003 and 2004. In March 2005, Littlepage was named one of Black Enterprise magazine's "Most Powerful African-Americans in Sports."

Littlepage has been a member of UVa's athletics administration since 1990 when he was appointed an assistant athletics director, a position he held from

1990-1991. He then spent four years as the associate director of athletics for programs and six years (1995-2001) as senior associate director of athletics, managing all aspects of the athletics department's day-to-day operations.

Littlepage leads a comprehensive 25-sport athletics program that routinely competes for championships and national rankings in many sports. At the same time, Cavalier student-athletes who exhaust their eligibility at Virginia graduate at a rate comparable to the student body as a whole. Annually, UVa student-athletes rank among the top Division I-A public universities in the country in graduation rates.

He has outlined a number of ambitious 10-year goals for the department to achieve by 2022: graduate 100 percent of its student-athletes; win 12 national championships and 70 conference titles; fully endow all scholarships and provide the operational support required to meet all other stated goals; build and maintain high-quality facilities; annually recruit the best student-athletes in the country (based on how coaches rate their top prospects); and fully comply with Title IX.

Such goals reflect Littlepage's vision of "uncompromised excellence in intercollegiate athletics" as well as the department's overall mission to "enhance and support the intellectual purpose of the University and its exemplary academic standards and traditions."

Virginia's first NCAA championship in men's tennis capped another successful athletics season in which teams or individuals from 19 of the Cavaliers' 25 intercollegiate athletics programs advanced to NCAA postseason competition in 2012-13. The Cavaliers finished 20th in the Learfield Sports Directors' Cup standings, their seventh consecutive top-20 finish including a school high of No. 3 in 2010.

Other team highlights from 2012-13 included the rowing team's fifth-place national finish, baseball's fourth NCAA Super Regional appearance in the last five years and the men's tennis team winning the ITA National Team Indoor Championship for the fifth time in the past six years. Jarmere Jenkins and Mac Styslinger became the third men's tennis duo in the past five years to win the NCAA Doubles Championship.

Virginia has won eight team NCAA Championships and 13 individual NCAA Championships in the last 11 years. The Cavaliers have also won 56 ACC Championships in that time frame, more than any other conference school. UVa claimed a league-leading five ACC championships in 2012-13 and has led the ACC in league championships in five of the last six athletics seasons.

Great progress has also been made in the area of athletics facility improvements during Littlepage's watch, including the additions of the George Welsh Indoor Practice Facility (2013) and John Paul Jones Arena (2006).

Littlepage has held many leadership roles within the NCAA, ACC, the University-at-large and professional organizations. He is currently a member of the John McLendon Foundation Steering Committee and served on the Executive Committee of the National Association of Collegiate Athletics Directors (NACDA) from 2006-10.

In February 2002, he was appointed to the 10-member Division I Men's Basketball Committee by the NCAA Championship/Competition Cabinet and served a five-year term which was completed Aug. 31, 2007. In 2005-06, Littlepage served as the

chair of the Men's Division I Basketball Committee and administered its selection process.

Littlepage previously was a member of the NCAA Division I Infractions Committee and the NCAA Academics, Eligibility and Compliance Cabinet, serving on the Recruiting and Student-Athlete Reinstatement Subcommittees. He chaired the Reinstatement Subcommittee in 1999-2000. He also served the NCAA on committees that studied sports wagering, postgame crowd control, basketball issues, and the College Basketball Partnership. He has participated as a presenter and mentor to the NCAA's Ethnic Minority Male Institute and the Black Coaches and Administrator Association.

Littlepage has chaired the ACC Women's Basketball Committee, ACC Committee on Awards, ACC Student-Athlete Welfare Committee, the ACC Men's and Women's Swimming/Diving Committees and the ACC Men's Soccer Committee.

He is a member of the Associate Faculty for the University's Center for Alcohol and Substance Education, and participates in various alcohol and drug prevention/education conferences. Littlepage also has been active in the local community, having served on the Board of Directors for the Charlottesville Ronald McDonald House and serving as a Trustee with the Mount Zion Baptist Church and the St. Anne's-Belfield School.

Before beginning his career in athletics administration, Littlepage served two stints as an assistant coach with the Cavalier men's basketball program, from 1976-82 and from 1988-90.

Littlepage held head coaching positions at Pennsylvania (1982-85) and at Rutgers (1985-88) before returning to Virginia. While he was at Penn, the Quakers won the Ivy League championship and participated in the 1985 NCAA Tournament. Littlepage was an assistant basketball coach at Villanova for two years and at Yale for one year before joining the UVa basketball program as an assistant coach in 1976.

The LaMott, Pa., native earned his bachelor's degree in economics from the Wharton School at the University of Pennsylvania in 1973. He was a member of three Ivy League basketball championship teams at Penn and was instrumental in the Quakers' drive to three consecutive NCAA Eastern Regional playoff appearances.

Littlepage and his wife Margaret have three children, two daughters Erica (27) and Erin (22), and a son Murray (24).



JON OLIVER
Executive Associate Athletics Director

Jon Oliver is in his 13th year at Virginia. His primary responsibility is oversight of the day-to-day operations of the athletics department.

Oliver is the administrative liaison for football, men's basketball and men's tennis and he has senior staff administrative oversight responsibilities for Academic Affairs, Equipment Room Operations, Human Resources, Facilities and Game Operations, Lifeskills, Sports Medicine, Sports Nutrition, Sports Psychology, Strength and Conditioning and he supervises the associate athletics director for external affairs. Oliver also serves as the Department's representative on all major facility projects.

Before coming to UVa, Oliver spent the previous six years involved in various aspects of athletic administration at Washington State University. Oliver ended his tenure at WSU as the associate athletics director for external affairs and prior to that served as the associate athletics director for finance and facilities development, the assistant athletics director for business and compliance and the director of compliance.

Oliver earned a bachelor's degree in communications from Boise State in 1994 and his law degree from the Idaho School of Law in 1997.

Oliver serves on the National Football League Player Engagement Advisory Board and he is a former member of the University of Idaho Law School Advisory Board and served on the NCAA's Minority Opportunities and Interests Committee.

He is a member of the National Association of Collegiate Directors of Athletics (NACDA) and the Black Coaches & Administrators (BCA).

He and his wife, November, have a son, Dante, and two daughters, Ariana and Mia.



JANE MILLER
Senior Associate Athletics Director for Programs

A 30-year veteran of the Virginia athletics department, Jane Miller has served as the senior associate director of athletics for programs since 2001. Previously, Miller was the associate athletics director for programs/senior women's administrator.

Miller serves on the University Calendar Committee, Admissions Committee and Judicial Review Board. She is the Chair of the ACC Women's Lacrosse Committee and is a member of the ACC Women's Basketball, Baseball, Men's Lacrosse and Equity Committees.

Miller was elected Chair of the NCAA Division I Championship/Sports Management Cabinet in 2011 and served as Chair of the National Lacrosse Hall of Fame Committee (women's division) from 2010-2012.

Head coach of the UVa women's lacrosse team for 12 seasons, Miller resigned her coaching duties in 1995 for a full-time administrative role. She retired as the winningest coach in UVa women's lacrosse history, compiling a record of 145-44, including two national championships and six Final Four appearances. She was elected to the Virginia chapter of the Lacrosse Hall of Fame in 1996, the New England chapter of the Lacrosse Hall of Fame in 2000 and the U.S. Lacrosse National Hall of Fame and Oliver Ames High School Hall of Fame in 2003.

A native of Easton, Mass., Miller graduated from Northeastern University in 1973 and was elected to her alma mater's Hall of Fame in 1983. She was a three-sport standout at Northeastern in basketball, field hockey and lacrosse.

Miller is a member and serves on the Board of Directors for the National Association of Collegiate Women Athletic Administrators and is a member of the National Association of Collegiate Directors of Athletics. In May 1999, she received the Woman of Achievement Award from the UVa Women's Faculty and Professional Association and in 2009 she received the President's Award for Exemplary Service to the ACC. In 2013, she received the Claudia Dodson Equity Award from the WINs organization.



DIRK KATSTRA
Executive Director of the Virginia Athletics Foundation/Associate Athletics Director for External Affairs

Dirk Katstra is in his 18th year as executive director of the Virginia Athletics Foundation. In July of 2013 he was named senior associate athletics director and took on the role as the sport administrator for men's and women's swimming and diving.

In June 2004, Katstra was named Fundraiser of the Year by the National Association of Athletic Development Directors (NAADD) in recognition of his outstanding leadership and success in fundraising on behalf of Virginia athletics. In June 2012, he was named to the executive committee of NAADD for a year-term.

The annual campaign supports student athletes in all 25 sports programs in the form of scholarships, summer school, academic affairs and operational costs. The foundation is also responsible for all fund raising efforts for endowments for scholarships and operating costs. In addition, the foundation is responsible for supporting all fund raising efforts in the area of capital projects, including the new track and field facility, the recent \$4 million expansion to Davenport Field and the John Paul Jones Arena, UVa's \$129 million basketball arena and special events center, which opened in July 2006. He recently spearheaded the fund raising efforts for the \$13 million indoor football practice facility scheduled that was completed in 2013.

Katstra previously served the athletics department as the associate director for external affairs, overseeing the long-range planning and daily operations for media relations, sports publications, and the ticket office. From 1992 to 1996, Katstra served as director of annual giving for the Foundation.

A native of Stilwell, Kan., Katstra is a 1991 graduate of UVa with a degree in sport management. A member of the Cavalier basketball team from 1987 to 1991, Katstra played on three NCAA Tournament teams and was a senior captain on the 1990-91 squad.

Before joining the Virginia Athletics Foundation staff in 1992, Katstra served an internship with the athletics department's promotions and marketing office, and had administrative responsibilities with the men's basketball program.

Katstra is married to the former Michelle Massie of Charlottesville. The couple has two sons, Austin and Ryan, and daughter, Ryleigh. Katstra's father, the late Richard Katstra, lettered as a member of the UVa basketball team in 1963 and 1964.



STEVE PRITZKER
Associate Athletics Director for Business Operations

Steve Pritzker is in his first year as the associate athletics director for business operations and the chief financial officer (CFO) for the University of Virginia athletics department.

In addition to supervising the business operations staff and the manager of information systems, Pritzker serves as the financial adviser to the athletics department staff and coordinates the implementation and management of the department's operating budget. He serves as the department's primary liaison to the University's audit, budget, financial administration and procurement offices.

Pritzker returns to Virginia after one season as the head rowing coach at Iowa. He spent the previous nine years as a member of Virginia's coaching staff, from 2004 to 2012. After volunteering with the rowing team during the 2004 season, while earning his master's degree in business administration, Pritzker assumed full-time coaching responsibilities in the fall of 2004. In 2007 he was promoted to associate head coach. While at Virginia, Pritzker helped guide the Cavaliers to NCAA team championships in 2010 and 2012, along with runner-up finishes in 2005 and 2007. Virginia won eight ACC titles in his nine seasons. Pritzker is the only coach in NCAA Division I history to earn the Collegiate Rowing Coaches Association's National Assistant Coach of the Year award twice, taking home the honor in 2007 and 2010.

While working with the Cavaliers' rowing program, Pritzker also worked with Oliver on finance and budgeting matters, including forecasting and achieving financial efficiencies. He worked directly with different units within the athletics department on budget management. He also developed risk analyses for long-term budget planning.

Pritzker's business background includes a two-year stint with Credit Suisse First Boston in New York City as a sales analyst where he conducted research and financial analysis for major institutional clients. He also worked for two years for Kingdon Capital Management as an associate. He developed proprietary valuation models to evaluate investments and advised portfolio managers.

A native of Alexandria, Va., Pritzker graduated from Yale in 1999 and received his master's degree from UVa's Darden Graduate School of Business in 2005. He was selected as a Schwartz Research Fellow at Yale, while earning four varsity letters as a coxswain on the rowing team.

While a graduate student, Pritzker was selected as a resident for the Range in the historical Academical Village at UVa on the basis of his academic achievement and service to the University.



VALERIE RICHARDSON Associate Athletics Director for Sports Programs

Valerie Richardson is in her sixth year as associate director of athletics for sports programs. Her primary area of responsibility is the supervision of multiple sports programs and their head coaches. She participates on various ACC, UVA and departmental committees and has responsibilities in long-range planning and scheduling, policy and procedure development and implementation, and budgeting. She is currently the chair of the ACC Wrestling Committee and a member of the ACC Awards Committee. Richardson has served as both chair of the NCAA Honors Committee and as a member of the NCAA Minority Opportunities and Interests Committee.

In 2012, Richardson was selected to participate and completed the NCAA Pathway Program (leadership development for senior level athletics administrators) and also the 2012 Division IA Athletics Directors Institute.

She came to UVA from St. John's University in New York, where she was the associate athletics director for external affairs directing all major fundraising events for the office of athletics development while assisting with annual giving efforts for several programs.

Prior to working at St. John's, Richardson was the associate athletics director/senior woman administrator at Columbia University where she served as a member of the athletics department's executive management team and supervised eight athletics programs. She worked in a similar capacity at the University of California, Santa Barbara, where she supervised 10 sports programs, in addition to the compliance staff, in her role as Associate A.D./SWA.

Richardson spent six years at the West Coast Conference prior to assuming the UCSB position, serving first as Director of Championships and Membership Services before being promoted to Assistant Commissioner/SWA.

A California native, she graduated from Stanford University in 1995 with a degree in psychology. She worked as a media relations assistant at Washington State, and spent one year each as a championships intern with the NCAA and Director of Marketing for MAAC Properties. She is a member of the National Association of Collegiate Directors of Athletics and the National Association of Collegiate Women Athletics Administrators.

VIRGINIA ON THE RADIO

Every women's game is presented on UVA's official flagship partners, Charlottesville Radio Group's Newsradio 1070 WINA. All games are produced by the Charlottesville Radio Group as is the weekly call-in show, Inside Virginia Basketball with Joanne Boyle.

Channing Poole (Virginia, 2013) provides the play-by-play, while Myron Ripley provides color commentary duties and Larry Johnson is the statistician.

In addition to the broadcasts in the Charlottesville area by WINA, a number of games will be broadcast state-wide on affiliates of the Virginia Sports Radio Network. The games are produced by Virginia Sports Properties in association with the Charlottesville Radio Group.

Live and archived Virginia basketball gameday radio broadcasts can also be heard on the internet at www.VirginiaSports.com.

Please note this list was compiled prior to the start of the 2012-13 basketball season and is subject to change. For current information on the Virginia Sports Network, contact: Virginia Sports Properties at 434-982-4680.

RADIO NETWORK AFFILIATES

Blacksburg	WZFM	FM 101.3
Charlottesville	WINA	AM 1070
Covington	WIQO	FM 100.9
Danville	WMNA	AM 730
Lynchburg	WZZU	FM 97.9
Martinsville	WHEE	AM 1370
Mount Jackson	WSVG	AM 790
Norfolk	WTAR	AM 850
Richmond	WRVA	AM 1140
Roanoke	WVMP	FM 101.5
Staunton	WTON	FM 94.3
Tappahannock	WRAR	FM 105.5
Washington, D.C.	WSPZ	AM 570

RADIO CALL-IN SHOW

Inside Virginia Basketball with Joanne Boyle radio call-in show airs every Monday night on AM 1070 WINA. The show, hosted by Jay James, features interviews with Coach Boyle and in-depth reports on ACC Women's basketball to participate in the show, dial (434) 977-1070 or send Jay James an email.

CAVALIER SPORTS WEEKLY

This year marks the ninth season of Cavalier Sports Weekly. This half-hour television program, which now airs on Saturday morning, features game highlights and in-depth analysis of each Virginia basketball game. The show is hosted each week by a UVA student-athlete. Cavalier Sports Weekly also consists of student-athlete profiles, behind-the-scenes footage and other interesting feature stories as each of UVA's 25 sports strives for Uncompromised Excellence. The program runs for 31 weeks and its produced and distributed by Virginia Sports Properties and the athletics department's Video Services staff.

CAVALIER SPORTS WEEKLY NETWORK AFFILIATES

THROUGHOUT VIRGINIA

Comcast SportsNet.....Friday, 4:30 p.m.
.....Saturday, 10 a.m.

CHARLOTTESVILLE:

WCAV (CBS 19).....SATURDAY, 11:30 A.M.
WAHU (FOX 27).....Saturday, 9:30 a.m.

ONLINE:

VIRGINIASPORTS.COM..... ON DEMAND